

200003	REPUBLICAN REP IN CONGRESS 8TH DISTRICT														
	Registration	Ballots Cast	Turnout (%)		Mike Bishop										
Meridian Charter Township Precinct 1	1573	0	0.00		0										
Meridian Charter Township Precinct 2	1573	0	0.00		0										
Meridian Charter Township Precinct 3	1720	575	33.43		110										
Meridian Charter Township Precinct 4	1720	0	0.00		0										
Meridian Charter Township Precinct 5	1720	0	0.00		0										
Meridian Charter Township Precinct 6	962	308	32.02		47										
Meridian Charter Township Precinct 7	962	0	0.00		0										
Meridian Charter Township Precinct 8	962	0	0.00		0										
Meridian Charter Township Precinct 9	888	279	31.42		42										
Meridian Charter Township Precinct 10	888	0	0.00		0										
Meridian Charter Township Precinct 11	888	0	0.00		0										
Meridian Charter Township Precinct 12	1346	415	30.83		96										
Meridian Charter Township Precinct 13	1346	0	0.00		0										
Meridian Charter Township Precinct 14	1346	0	0.00		0										
Meridian Charter Township Precinct 15	1579	343	21.72		68										
Meridian Charter Township Precinct 16	1579	0	0.00		0										
Meridian Charter Township Precinct 17	1579	0	0.00		0										
Meridian Charter Township Precinct 18	1509	509	33.73		132										
Meridian Charter Township Precinct 19	1509	0	0.00		0										
Meridian Charter Township Precinct 20	1509	0	0.00		0										
Meridian Charter Township Precinct 21	2373	478	20.14		109										
Meridian Charter Township Precinct 22	2373	0	0.00		0										
Meridian Charter Township Precinct 23	2373	0	0.00		0										
Meridian Charter Township Precinct 24	1523	227	14.90		36										
Meridian Charter Township Precinct 25	1523	0	0.00		0										
Meridian Charter Township Precinct 26	1523	0	0.00		0										
Meridian Charter Township Precinct 27	1358	386	28.42		119										
Meridian Charter Township Precinct 28	1358	0	0.00		0										
Meridian Charter Township Precinct 29	1358	0	0.00		0										
Meridian Charter Township Precinct 30	1591	425	26.71		161										
Meridian Charter Township Precinct 31	1591	0	0.00		0										
Meridian Charter Township Precinct 32	1591	0	0.00		0										
Onondaga Township Precinct 1	2245	714	31.80		442										
Onondaga Township Precinct 1 - 1	2245	0	0.00		0										
Onondaga Township Precinct 1 - 2	2245	0	0.00		0										
Stockbridge Township Precinct 1	1454	332	22.83		158										
Stockbridge Township Precinct 1 - 1	1454	0	0.00		0										
Stockbridge Township Precinct 1 - 2	1454	0	0.00		0										
Stockbridge Township Precinct 2	1248	238	19.07		111										
Stockbridge Township Precinct 2 - 1	1248	0	0.00		0										
Stockbridge Township Precinct 2 - 2	1248	0	0.00		0										
Vevay Township Precinct 1	1717	375	21.84		205										
Vevay Township Precinct 1 - Man	1717	0	0.00		0										
Vevay Township Precinct 1 - Clerk	1717	0	0.00		0										
Vevay Township Precinct 2	1139	387	33.98		215										
Vevay Township Precinct 2 - Man	1139	0	0.00		0										
Vevay Township Precinct 2 - Clerk	1139	0	0.00		0										
Wheatfield Township Precinct 1	1278	329	25.74		180										
Wheatfield Township Precinct 1 - 1	1278	0	0.00		0										
Wheatfield Township Precinct 1 - 2	1278	0	0.00		0										
White Oak Township Precinct 1	878	133	15.15		71										
White Oak Township Precinct 1 - 1	878	0	0.00		0										
White Oak Township Precinct 1 - 2	878	0	0.00		0										
Williamstown Township Precinct 1	2237	599	26.78		253										
Williamstown Township Precinct 1 - 1	2237	0	0.00		0										
Williamstown Township Precinct 1 - 2	2237	0	0.00		0										
Williamstown Township Precinct 1 - 3	2237	0	0.00		0										
Williamstown Township Precinct 2	2039	500	24.52		218										
Williamstown Township Precinct 2 - 1	2039	0	0.00		0										
Williamstown Township Precinct 2 - 2	2039	0	0.00		0										
Williamstown Township Precinct 2 - 3	2039	0	0.00		0										

[illegible]

300230	DEMOCRATIC REP IN CONGRESS 8TH DISTRICT														
	Registration	Ballots Cast	Turnout (%)		Melissa Gilbert										
City of East Lansing Precinct 1 - 1	455	2	0.44		1										
City of East Lansing Precinct 1 - M	455	0	0.00		0										
City of East Lansing Precinct 1 - C	455	0	0.00		0										
City of East Lansing Precinct 1 - A	455	0	0.00		0										
City of East Lansing Precinct 2 - 2	1351	177	13.10		127										
City of East Lansing Precinct 2 - M	1351	0	0.00		0										
City of East Lansing Precinct 2 - C	1351	0	0.00		0										
City of East Lansing Precinct 2 - A	1351	61	4.52		33										
City of East Lansing Precinct 3 - 3	1860	334	17.96		211										
City of East Lansing Precinct 3 - M	1860	0	0.00		0										
City of East Lansing Precinct 3 - C	1860	0	0.00		0										
City of East Lansing Precinct 3 - A	1860	137	7.37		56										
City of East Lansing Precinct 4 - 4	1921	334	17.39		212										
City of East Lansing Precinct 4 - M	1921	0	0.00		0										
City of East Lansing Precinct 4 - C	1921	0	0.00		0										
City of East Lansing Precinct 4 - A	1921	114	5.93		54										
City of East Lansing Precinct 5 - 5	2137	283	13.24		180										
City of East Lansing Precinct 5 - M	2137	0	0.00		0										
City of East Lansing Precinct 5 - C	2137	0	0.00		0										
City of East Lansing Precinct 5 - A	2137	156	7.30		62										
City of East Lansing Precinct 6 - 6	961	145	15.09		99										
City of East Lansing Precinct 6 - M	961	0	0.00		0										
City of East Lansing Precinct 6 - C	961	0	0.00		0										
City of East Lansing Precinct 6 - A	961	53	5.52		25										
City of East Lansing Precinct 7 - 7	1574	228	14.49		123										
City of East Lansing Precinct 7 - M	1574	0	0.00		0										
City of East Lansing Precinct 7 - C	1574	0	0.00		0										
City of East Lansing Precinct 7 - A	1574	167	10.61		65										
City of East Lansing Precinct 8 - 8	971	127	13.08		82										
City of East Lansing Precinct 8 - M	971	0	0.00		0										
City of East Lansing Precinct 8 - C	971	0	0.00		0										
City of East Lansing Precinct 8 - A	971	52	5.36		27										
City of East Lansing Precinct 9 - 9	1600	204	12.75		119										
City of East Lansing Precinct 9 - M	1600	0	0.00		0										
City of East Lansing Precinct 9 - C	1600	0	0.00		0										
City of East Lansing Precinct 9 - A	1600	57	3.56		29										
City of East Lansing Precinct 10 - 10	1358	89	6.55		59										
City of East Lansing Precinct 10 - M	1358	0	0.00		0										
City of East Lansing Precinct 10 - C	1358	0	0.00		0										
City of East Lansing Precinct 10 - A	1358	32	2.36		21										
City of East Lansing Precinct 11 - 11	2184	332	15.20		205										
City of East Lansing Precinct 11 - M	2184	0	0.00		0										
City of East Lansing Precinct 11 - C	2184	0	0.00		0										
City of East Lansing Precinct 11 - A	2184	193	8.84		89										
City of East Lansing Precinct 12 - 12	542	2	0.37		1										
City of East Lansing Precinct 12 - M	542	0	0.00		0										
City of East Lansing Precinct 12 - C	542	0	0.00		0										
City of East Lansing Precinct 12 - A	542	0	0.00		0										
City of East Lansing Precinct 13 - 13	344	6	1.74		5										
City of East Lansing Precinct 13 - M	344	0	0.00		0										
City of East Lansing Precinct 13 - C	344	0	0.00		0										
City of East Lansing Precinct 13 - A	344	0	0.00		0										
City of East Lansing Precinct 14 - 14	282	2	0.71		2										
City of East Lansing Precinct 14 - M	282	0	0.00		0										
City of East Lansing Precinct 14 - C	282	0	0.00		0										
City of East Lansing Precinct 14 - A	282	0	0.00		0										
City of East Lansing Precinct 15 - 15	648	5	0.77		4										
City of East Lansing Precinct 15 - M	648	0	0.00		0										
City of East Lansing Precinct 15 - C	648	0	0.00		0										
City of East Lansing Precinct 15 - A	648	1	0.15		1										
City of East Lansing Precinct 16 - 16	812	85	10.47		64										

300230	DEMOCRATIC REP IN CONGRESS 8TH DISTRICT															
	Registration	Ballots Cast	Turnout (%)		Melissa Gilbert											
City of East Lansing Precinct 16 -	812	0	0.00		0											
City of East Lansing Precinct 16 -	812	0	0.00		0											
City of East Lansing Precinct 16 -	812	31	3.82		18											
City of Lansing Ward 1 Precinct 1	2347	139	5.92		84											
City of Lansing Ward 1 Precinct 1	2347	0	0.00		0											
City of Lansing Ward 1 Precinct 1	2347	0	0.00		0											
City of Lansing Ward 1 Precinct 1	2347	107	4.56		52											
City of Lansing Ward 1 Precinct 2	2365	147	6.22		106											
City of Lansing Ward 1 Precinct 2	2365	0	0.00		0											
City of Lansing Ward 1 Precinct 2	2365	0	0.00		0											
City of Lansing Ward 1 Precinct 2	2365	68	2.88		36											
City of Lansing Ward 1 Precinct 3	1371	302	22.03		136											
City of Lansing Ward 1 Precinct 3	1371	0	0.00		0											
City of Lansing Ward 1 Precinct 3	1371	0	0.00		0											
City of Lansing Ward 1 Precinct 3	1371	191	13.93		67											
City of Lansing Ward 1 Precinct 4	1635	216	13.21		143											
City of Lansing Ward 1 Precinct 4	1635	0	0.00		0											
City of Lansing Ward 1 Precinct 4	1635	0	0.00		0											
City of Lansing Ward 1 Precinct 4	1635	88	5.38		42											
City of Lansing Ward 1 Precinct 5	1660	230	13.86		161											
City of Lansing Ward 1 Precinct 5	1660	0	0.00		0											
City of Lansing Ward 1 Precinct 5	1660	0	0.00		0											
City of Lansing Ward 1 Precinct 5	1660	53	3.19		30											
City of Lansing Ward 1 Precinct 6	2140	100	4.67		68											
City of Lansing Ward 1 Precinct 6	2140	0	0.00		0											
City of Lansing Ward 1 Precinct 6	2140	0	0.00		0											
City of Lansing Ward 1 Precinct 6	2140	62	2.90		35											
City of Lansing Ward 1 Precinct 7	2042	225	11.02		174											
City of Lansing Ward 1 Precinct 7	2042	0	0.00		0											
City of Lansing Ward 1 Precinct 7	2042	0	0.00		0											
City of Lansing Ward 1 Precinct 7	2042	66	3.23		35											
City of Lansing Ward 1 Precinct 8	2080	183	8.80		119											
City of Lansing Ward 1 Precinct 8	2080	0	0.00		0											
City of Lansing Ward 1 Precinct 8	2080	0	0.00		0											
City of Lansing Ward 1 Precinct 8	2080	67	3.22		38											
City of Lansing Ward 1 Precinct 9	2149	114	5.30		77											
City of Lansing Ward 1 Precinct 9	2149	0	0.00		0											
City of Lansing Ward 1 Precinct 9	2149	0	0.00		0											
City of Lansing Ward 1 Precinct 9	2149	82	3.82		49											
City of Lansing Ward 1 Precinct 1	789	97	12.29		65											
City of Lansing Ward 1 Precinct 1	789	0	0.00		0											
City of Lansing Ward 1 Precinct 1	789	0	0.00		0											
City of Lansing Ward 1 Precinct 1	789	40	5.07		19											
City of Lansing Ward 1 Precinct 4	1454	208	14.31		127											
City of Lansing Ward 1 Precinct 4	1454	0	0.00		0											
City of Lansing Ward 1 Precinct 4	1454	0	0.00		0											
City of Lansing Ward 1 Precinct 4	1454	110	7.57		51											
City of Lansing Ward 2 Precinct 1	1984	151	7.61		99											
City of Lansing Ward 2 Precinct 1	1984	0	0.00		0											
City of Lansing Ward 2 Precinct 1	1984	0	0.00		0											
City of Lansing Ward 2 Precinct 1	1984	117	5.90		47											
City of Lansing Ward 2 Precinct 1	1993	210	10.54		130											
City of Lansing Ward 2 Precinct 1	1993	0	0.00		0											
City of Lansing Ward 2 Precinct 1	1993	0	0.00		0											
City of Lansing Ward 2 Precinct 1	1993	122	6.12		60											
City of Lansing Ward 2 Precinct 1	1901	146	7.68		76											
City of Lansing Ward 2 Precinct 1	1901	0	0.00		0											
City of Lansing Ward 2 Precinct 1	1901	0	0.00		0											
City of Lansing Ward 2 Precinct 1	1901	136	7.15		62											
City of Lansing Ward 2 Precinct 1	1862	158	8.49		100											
City of Lansing Ward 2 Precinct 1	1862	0	0.00		0											

300230	DEMOCRATIC REP IN CONGRESS 8TH DISTRICT															
	Registration	Ballots Cast	Turnout (%)		Melissa Gilbert											
City of Lansing Ward 2 Precinct 1	1862	0	0.00		0											
City of Lansing Ward 2 Precinct 1	1862	179	9.61		75											
City of Lansing Ward 2 Precinct 1	1331	236	17.73		150											
City of Lansing Ward 2 Precinct 1	1331	0	0.00		0											
City of Lansing Ward 2 Precinct 1	1331	0	0.00		0											
City of Lansing Ward 2 Precinct 1	1331	114	8.56		45											
City of Lansing Ward 2 Precinct 1	2075	100	4.82		71											
City of Lansing Ward 2 Precinct 1	2075	0	0.00		0											
City of Lansing Ward 2 Precinct 1	2075	0	0.00		0											
City of Lansing Ward 2 Precinct 1	2075	39	1.88		17											
City of Lansing Ward 2 Precinct 1	1559	152	9.75		92											
City of Lansing Ward 2 Precinct 1	1559	0	0.00		0											
City of Lansing Ward 2 Precinct 1	1559	0	0.00		0											
City of Lansing Ward 2 Precinct 1	1559	111	7.12		45											
City of Lansing Ward 2 Precinct 1	1266	45	3.55		26											
City of Lansing Ward 2 Precinct 1	1266	0	0.00		0											
City of Lansing Ward 2 Precinct 1	1266	0	0.00		0											
City of Lansing Ward 2 Precinct 1	1266	35	2.76		15											
City of Lansing Ward 2 Precinct 1	2259	156	6.91		88											
City of Lansing Ward 2 Precinct 1	2259	0	0.00		0											
City of Lansing Ward 2 Precinct 1	2259	0	0.00		0											
City of Lansing Ward 2 Precinct 1	2259	156	6.91		63											
City of Lansing Ward 2 Precinct 2	2046	96	4.69		63											
City of Lansing Ward 2 Precinct 2	2046	0	0.00		0											
City of Lansing Ward 2 Precinct 2	2046	0	0.00		0											
City of Lansing Ward 2 Precinct 2	2046	85	4.15		35											
City of Lansing Ward 2 Precinct 2	1900	222	11.68		144											
City of Lansing Ward 2 Precinct 2	1900	0	0.00		0											
City of Lansing Ward 2 Precinct 2	1900	0	0.00		0											
City of Lansing Ward 2 Precinct 2	1900	152	8.00		58											
City of Lansing Ward 3 Precinct 2	1810	131	7.24		85											
City of Lansing Ward 3 Precinct 2	1810	0	0.00		0											
City of Lansing Ward 3 Precinct 2	1810	0	0.00		0											
City of Lansing Ward 3 Precinct 2	1810	140	7.73		65											
City of Lansing Ward 3 Precinct 2	1995	100	5.01		73											
City of Lansing Ward 3 Precinct 2	1995	0	0.00		0											
City of Lansing Ward 3 Precinct 2	1995	0	0.00		0											
City of Lansing Ward 3 Precinct 2	1995	89	4.46		36											
City of Lansing Ward 3 Precinct 2	2092	136	6.50		88											
City of Lansing Ward 3 Precinct 2	2092	0	0.00		0											
City of Lansing Ward 3 Precinct 2	2092	0	0.00		0											
City of Lansing Ward 3 Precinct 2	2092	101	4.83		55											
City of Lansing Ward 3 Precinct 2	2202	80	3.63		56											
City of Lansing Ward 3 Precinct 2	2202	0	0.00		0											
City of Lansing Ward 3 Precinct 2	2202	0	0.00		0											
City of Lansing Ward 3 Precinct 2	2202	101	4.59		55											
City of Lansing Ward 3 Precinct 2	1990	150	7.54		90											
City of Lansing Ward 3 Precinct 2	1990	0	0.00		0											
City of Lansing Ward 3 Precinct 2	1990	0	0.00		0											
City of Lansing Ward 3 Precinct 2	1990	156	7.84		72											
City of Lansing Ward 3 Precinct 2	2272	211	9.29		161											
City of Lansing Ward 3 Precinct 2	2272	0	0.00		0											
City of Lansing Ward 3 Precinct 2	2272	0	0.00		0											
City of Lansing Ward 3 Precinct 2	2272	161	7.09		87											
City of Lansing Ward 3 Precinct 3	2389	252	10.55		163											
City of Lansing Ward 3 Precinct 3	2389	0	0.00		0											
City of Lansing Ward 3 Precinct 3	2389	0	0.00		0											
City of Lansing Ward 3 Precinct 3	2389	179	7.49		90											
City of Lansing Ward 3 Precinct 3	1895	271	14.30		190											
City of Lansing Ward 3 Precinct 3	1895	0	0.00		0											
City of Lansing Ward 3 Precinct 3	1895	0	0.00		0											

300230	DEMOCRATIC REP IN CONGRESS 8TH DISTRICT															
	Registration	Ballots Cast	Turnout (%)		Melissa Gilbert											
City of Lansing Ward 3 Precinct 3	1895	249	13.14		106											
City of Lansing Ward 4 Precinct 3	1441	206	14.30		119											
City of Lansing Ward 4 Precinct 3	1441	0	0.00		0											
City of Lansing Ward 4 Precinct 3	1441	0	0.00		0											
City of Lansing Ward 4 Precinct 3	1441	142	9.85		50											
City of Lansing Ward 4 Precinct 3	1332	234	17.57		134											
City of Lansing Ward 4 Precinct 3	1332	0	0.00		0											
City of Lansing Ward 4 Precinct 3	1332	0	0.00		0											
City of Lansing Ward 4 Precinct 3	1332	150	11.26		55											
City of Lansing Ward 4 Precinct 3	1101	112	10.17		73											
City of Lansing Ward 4 Precinct 3	1101	0	0.00		0											
City of Lansing Ward 4 Precinct 3	1101	0	0.00		0											
City of Lansing Ward 4 Precinct 3	1101	56	5.09		21											
City of Lansing Ward 4 Precinct 3	2238	158	7.06		112											
City of Lansing Ward 4 Precinct 3	2238	0	0.00		0											
City of Lansing Ward 4 Precinct 3	2238	0	0.00		0											
City of Lansing Ward 4 Precinct 3	2238	74	3.31		47											
City of Lansing Ward 4 Precinct 3	1455	234	16.08		163											
City of Lansing Ward 4 Precinct 3	1455	0	0.00		0											
City of Lansing Ward 4 Precinct 3	1455	0	0.00		0											
City of Lansing Ward 4 Precinct 3	1455	126	8.66		86											
City of Lansing Ward 4 Precinct 3	1420	270	19.01		185											
City of Lansing Ward 4 Precinct 3	1420	0	0.00		0											
City of Lansing Ward 4 Precinct 3	1420	0	0.00		0											
City of Lansing Ward 4 Precinct 3	1420	133	9.37		68											
City of Lansing Ward 4 Precinct 3	2116	154	7.28		117											
City of Lansing Ward 4 Precinct 3	2116	0	0.00		0											
City of Lansing Ward 4 Precinct 3	2116	0	0.00		0											
City of Lansing Ward 4 Precinct 3	2116	86	4.06		49											
City of Lansing Ward 4 Precinct 3	1853	198	10.69		133											
City of Lansing Ward 4 Precinct 3	1853	0	0.00		0											
City of Lansing Ward 4 Precinct 3	1853	0	0.00		0											
City of Lansing Ward 4 Precinct 3	1853	53	2.86		31											
City of Lansing Ward 4 Precinct 4	1861	103	5.53		77											
City of Lansing Ward 4 Precinct 4	1861	0	0.00		0											
City of Lansing Ward 4 Precinct 4	1861	0	0.00		0											
City of Lansing Ward 4 Precinct 4	1861	46	2.47		25											
City of Lansing Ward 4 Precinct 4	1783	289	16.21		185											
City of Lansing Ward 4 Precinct 4	1783	0	0.00		0											
City of Lansing Ward 4 Precinct 4	1783	0	0.00		0											
City of Lansing Ward 4 Precinct 4	1783	197	11.05		70											
City of Lansing Ward 4 Precinct 4	1669	120	7.19		68											
City of Lansing Ward 4 Precinct 4	1669	0	0.00		0											
City of Lansing Ward 4 Precinct 4	1669	0	0.00		0											
City of Lansing Ward 4 Precinct 4	1669	87	5.21		41											
City of Lansing Ward 4 Precinct 4	1521	136	8.94		88											
City of Lansing Ward 4 Precinct 4	1521	0	0.00		0											
City of Lansing Ward 4 Precinct 4	1521	0	0.00		0											
City of Lansing Ward 4 Precinct 4	1521	56	3.68		27											
City of Lansing Ward 4 Precinct 4	1242	197	15.86		119											
City of Lansing Ward 4 Precinct 4	1242	0	0.00		0											
City of Lansing Ward 4 Precinct 4	1242	0	0.00		0											
City of Lansing Ward 4 Precinct 4	1242	100	8.05		49											
City of Leslie Precinct 1 - 61	1359	366	26.93		139											
City of Leslie Precinct 1 - Manual	1359	0	0.00		0											
City of Leslie Precinct 1 - Clerk P	1359	0	0.00		0											
City of Mason Precinct 1 - 62	1844	278	15.08		114											
City of Mason Precinct 1 - Manual	1844	0	0.00		0											
City of Mason Precinct 1 - Clerk P	1844	0	0.00		0											
City of Mason Precinct 1 - AV Pre	1844	209	11.33		57											
City of Mason Precinct 2 - 63	2028	221	10.90		92											

300230	DEMOCRATIC REP IN CONGRESS 8TH DISTRICT															
	Registration	Ballots Cast	Turnout (%)		Melissa Gilbert											
City of Mason Precinct 2 - Manual	2028	0	0.00		0											
City of Mason Precinct 2 - Clerk P	2028	0	0.00		0											
City of Mason Precinct 2 - AV Pre	2028	180	8.88		63											
City of Mason Precinct 3 - 64	2054	268	13.05		100											
City of Mason Precinct 3 - Manual	2054	0	0.00		0											
City of Mason Precinct 3 - Clerk P	2054	0	0.00		0											
City of Mason Precinct 3 - AV Pre	2054	165	8.03		54											
City of Williamston Precinct 1 - 65	1320	311	23.56		134											
City of Williamston Precinct 1 - Ma	1320	0	0.00		0											
City of Williamston Precinct 1 - Cl	1320	0	0.00		0											
City of Williamston Precinct 2 - 66	1508	229	15.19		82											
City of Williamston Precinct 2 - Ma	1508	0	0.00		0											
City of Williamston Precinct 2 - Cl	1508	0	0.00		0											
Alaiedon Township Precinct 1 - 67	843	209	24.79		78											
Alaiedon Township Precinct 1 - M	843	0	0.00		0											
Alaiedon Township Precinct 1 - C	843	0	0.00		0											
Alaiedon Township Precinct 2 - 68	762	201	26.38		53											
Alaiedon Township Precinct 2 - M	762	0	0.00		0											
Alaiedon Township Precinct 2 - C	762	0	0.00		0											
Alaiedon Township Precinct 3 - 69	790	201	25.44		62											
Alaiedon Township Precinct 3 - M	790	0	0.00		0											
Alaiedon Township Precinct 3 - C	790	0	0.00		0											
Aurelius Township Precinct 1 - 70	1879	418	22.25		106											
Aurelius Township Precinct 1 - Ma	1879	0	0.00		0											
Aurelius Township Precinct 1 - Cl	1879	0	0.00		0											
Aurelius Township Precinct 2 - 71	1393	296	21.25		75											
Aurelius Township Precinct 2 - Ma	1393	0	0.00		0											
Aurelius Township Precinct 2 - Cl	1393	0	0.00		0											
Bunker Hill Township Precinct 1	1532	290	18.93		77											
Bunker Hill Township Precinct 1 -	1532	0	0.00		0											
Bunker Hill Township Precinct 1 -	1532	0	0.00		0											
Delhi Township Precinct 1 - 73	2098	240	11.44		97											
Delhi Township Precinct 1 - Manu	2098	0	0.00		0											
Delhi Township Precinct 1 - Clerk	2098	0	0.00		0											
Delhi Township Precinct 1 - AV Pr	2098	250	11.92		85											
Delhi Township Precinct 2 - 74	2567	207	8.06		106											
Delhi Township Precinct 2 - Manu	2567	0	0.00		0											
Delhi Township Precinct 2 - Clerk	2567	0	0.00		0											
Delhi Township Precinct 2 - AV Pr	2567	235	9.15		88											
Delhi Township Precinct 3 - 75	2435	274	11.25		147											
Delhi Township Precinct 3 - Manu	2435	0	0.00		0											
Delhi Township Precinct 3 - Clerk	2435	0	0.00		0											
Delhi Township Precinct 3 - AV Pr	2435	328	13.47		125											
Delhi Township Precinct 4 - 76	2222	235	10.58		87											
Delhi Township Precinct 4 - Manu	2222	0	0.00		0											
Delhi Township Precinct 4 - Clerk	2222	0	0.00		0											
Delhi Township Precinct 4 - AV Pr	2222	203	9.14		70											
Delhi Township Precinct 5 - 77	1721	218	12.67		103											
Delhi Township Precinct 5 - Manu	1721	0	0.00		0											
Delhi Township Precinct 5 - Clerk	1721	0	0.00		0											
Delhi Township Precinct 5 - AV Pr	1721	177	10.28		55											
Delhi Township Precinct 6 - 78	1911	188	9.84		87											
Delhi Township Precinct 6 - Manu	1911	0	0.00		0											
Delhi Township Precinct 6 - Clerk	1911	0	0.00		0											
Delhi Township Precinct 6 - AV Pr	1911	138	7.22		42											
Delhi Township Precinct 7 - 79	1755	213	12.14		96											
Delhi Township Precinct 7 - Manu	1755	0	0.00		0											
Delhi Township Precinct 7 - Clerk	1755	0	0.00		0											
Delhi Township Precinct 7 - AV Pr	1755	199	11.34		59											
Delhi Township Precinct 8 - 80	2061	294	14.26		145											
Delhi Township Precinct 8 - Manu	2061	0	0.00		0											

300230	DEMOCRATIC REP IN CONGRESS 8TH DISTRICT															
	Registration	Ballots Cast	Turnout (%)		Melissa Gilbert											
Delhi Township Precinct 8 - Clerk	2061	0	0.00		0											
Delhi Township Precinct 8 - AV Pr	2061	275	13.34		86											
Delhi Township Precinct 9 - 81	2239	226	10.09		91											
Delhi Township Precinct 9 - Manu	2239	0	0.00		0											
Delhi Township Precinct 9 - Clerk	2239	0	0.00		0											
Delhi Township Precinct 9 - AV Pr	2239	269	12.01		76											
Ingham Township Precinct 1 - 82	1828	314	17.18		70											
Ingham Township Precinct 1 - Ma	1828	0	0.00		0											
Ingham Township Precinct 1 - Cle	1828	0	0.00		0											
Lansing Charter Township Precine	1002	151	15.07		97											
Lansing Charter Township Precine	1002	0	0.00		0											
Lansing Charter Township Precine	1002	0	0.00		0											
Lansing Charter Township Precine	1202	309	25.71		157											
Lansing Charter Township Precine	1202	0	0.00		0											
Lansing Charter Township Precine	1202	0	0.00		0											
Lansing Charter Township Precine	1579	156	9.88		73											
Lansing Charter Township Precine	1579	0	0.00		0											
Lansing Charter Township Precine	1579	0	0.00		0											
Lansing Charter Township Precine	1263	168	13.30		94											
Lansing Charter Township Precine	1263	0	0.00		0											
Lansing Charter Township Precine	1263	0	0.00		0											
Lansing Charter Township Precine	1237	201	16.25		81											
Lansing Charter Township Precine	1237	0	0.00		0											
Lansing Charter Township Precine	1237	0	0.00		0											
Leroy Township Precinct 1 - 88	1730	283	16.36		48											
Leroy Township Precinct 1 - Manu	1730	0	0.00		0											
Leroy Township Precinct 1 - Clerk	1730	0	0.00		0											
Leroy Township Precinct 2 - 89	942	105	11.15		35											
Leroy Township Precinct 2 - Manu	942	0	0.00		0											
Leroy Township Precinct 2 - Clerk	942	0	0.00		0											
Leslie Township Precinct 1 - 90	1803	575	31.89		156											
Leslie Township Precinct 1 - Manu	1803	0	0.00		0											
Leslie Township Precinct 1 - Cler	1803	0	0.00		0											
Locke Township Precinct 1 - 91	1363	245	17.98		72											
Locke Township Precinct 1 - Manu	1363	0	0.00		0											
Locke Township Precinct 1 - Cler	1363	0	0.00		0											
Meridian Charter Township Precir	1579	505	31.98		222											
Meridian Charter Township Precir	1579	0	0.00		0											
Meridian Charter Township Precir	1579	0	0.00		0											
Meridian Charter Township Precir	1633	364	22.29		189											
Meridian Charter Township Precir	1633	0	0.00		0											
Meridian Charter Township Precir	1633	0	0.00		0											
Meridian Charter Township Precir	1481	354	23.90		159											
Meridian Charter Township Precir	1481	0	0.00		0											
Meridian Charter Township Precir	1481	0	0.00		0											
Meridian Charter Township Precir	2099	507	24.15		262											
Meridian Charter Township Precir	2099	0	0.00		0											
Meridian Charter Township Precir	2099	0	0.00		0											
Meridian Charter Township Precir	1612	402	24.94		198											
Meridian Charter Township Precir	1612	0	0.00		0											
Meridian Charter Township Precir	1612	0	0.00		0											
Meridian Charter Township Precir	1281	260	20.30		141											
Meridian Charter Township Precir	1281	0	0.00		0											
Meridian Charter Township Precir	1281	0	0.00		0											
Meridian Charter Township Precir	1762	485	27.53		236											
Meridian Charter Township Precir	1762	1	0.06		0											
Meridian Charter Township Precir	1762	0	0.00		0											
Meridian Charter Township Precir	2034	575	28.27		311											
Meridian Charter Township Precir	2034	0	0.00		0											
Meridian Charter Township Precir	2034	0	0.00		0											
Meridian Charter Township Precir	1573	523	33.25		262											

	DEMOCRATIC REP IN CONGRESS 8TH DISTRICT															
300230																
	Registration	Ballots Cast	Turnout (%)		Melissa Gilbert											
Meridian Charter Township Precinct 1 - Meridian	1573	0	0.00		0											
Meridian Charter Township Precinct 1 - Meridian	1573	0	0.00		0											
Meridian Charter Township Precinct 1 - Meridian	1720	575	33.43		264											
Meridian Charter Township Precinct 1 - Meridian	1720	0	0.00		0											
Meridian Charter Township Precinct 1 - Meridian	1720	0	0.00		0											
Meridian Charter Township Precinct 1 - Meridian	962	308	32.02		166											
Meridian Charter Township Precinct 1 - Meridian	962	0	0.00		0											
Meridian Charter Township Precinct 1 - Meridian	962	0	0.00		0											
Meridian Charter Township Precinct 1 - Meridian	888	279	31.42		161											
Meridian Charter Township Precinct 1 - Meridian	888	0	0.00		0											
Meridian Charter Township Precinct 1 - Meridian	888	0	0.00		0											
Meridian Charter Township Precinct 1 - Meridian	1346	415	30.83		191											
Meridian Charter Township Precinct 1 - Meridian	1346	0	0.00		0											
Meridian Charter Township Precinct 1 - Meridian	1346	0	0.00		0											
Meridian Charter Township Precinct 1 - Meridian	1579	343	21.72		167											
Meridian Charter Township Precinct 1 - Meridian	1579	0	0.00		0											
Meridian Charter Township Precinct 1 - Meridian	1579	0	0.00		0											
Meridian Charter Township Precinct 1 - Meridian	1509	509	33.73		221											
Meridian Charter Township Precinct 1 - Meridian	1509	0	0.00		0											
Meridian Charter Township Precinct 1 - Meridian	1509	0	0.00		0											
Meridian Charter Township Precinct 1 - Meridian	2373	478	20.14		251											
Meridian Charter Township Precinct 1 - Meridian	2373	0	0.00		0											
Meridian Charter Township Precinct 1 - Meridian	2373	0	0.00		0											
Meridian Charter Township Precinct 1 - Meridian	1523	227	14.90		145											
Meridian Charter Township Precinct 1 - Meridian	1523	0	0.00		0											
Meridian Charter Township Precinct 1 - Meridian	1523	0	0.00		0											
Meridian Charter Township Precinct 1 - Meridian	1358	386	28.42		162											
Meridian Charter Township Precinct 1 - Meridian	1358	0	0.00		0											
Meridian Charter Township Precinct 1 - Meridian	1358	0	0.00		0											
Meridian Charter Township Precinct 1 - Meridian	1591	425	26.71		173											
Meridian Charter Township Precinct 1 - Meridian	1591	0	0.00		0											
Meridian Charter Township Precinct 1 - Meridian	1591	0	0.00		0											
Onondaga Township Precinct 1 - Onondaga	2245	714	31.80		96											
Onondaga Township Precinct 1 - Onondaga	2245	0	0.00		0											
Onondaga Township Precinct 1 - Onondaga	2245	0	0.00		0											
Stockbridge Township Precinct 1 - Stockbridge	1454	332	22.83		99											
Stockbridge Township Precinct 1 - Stockbridge	1454	0	0.00		0											
Stockbridge Township Precinct 1 - Stockbridge	1454	0	0.00		0											
Stockbridge Township Precinct 2 - Stockbridge	1248	238	19.07		63											
Stockbridge Township Precinct 2 - Stockbridge	1248	0	0.00		0											
Stockbridge Township Precinct 2 - Stockbridge	1248	0	0.00		0											
Vevay Township Precinct 1 - Vevay	1717	375	21.84		96											
Vevay Township Precinct 1 - Meridian	1717	0	0.00		0											
Vevay Township Precinct 1 - Clermont	1717	0	0.00		0											
Vevay Township Precinct 2 - Vevay	1139	387	33.98		84											
Vevay Township Precinct 2 - Meridian	1139	0	0.00		0											
Vevay Township Precinct 2 - Clermont	1139	0	0.00		0											
Wheatfield Township Precinct 1 - Wheatfield	1278	329	25.74		72											
Wheatfield Township Precinct 1 - Wheatfield	1278	0	0.00		0											
Wheatfield Township Precinct 1 - Wheatfield	1278	0	0.00		0											
White Oak Township Precinct 1 - White Oak	878	133	15.15		31											
White Oak Township Precinct 1 - White Oak	878	0	0.00		0											
White Oak Township Precinct 1 - White Oak	878	0	0.00		0											
Williamstown Township Precinct 1 - Williamstown	2237	599	26.78		182											
Williamstown Township Precinct 1 - Williamstown	2237	0	0.00		0											
Williamstown Township Precinct 1 - Williamstown	2237	0	0.00		0											
Williamstown Township Precinct 1 - Williamstown	2237	0	0.00		0											
Williamstown Township Precinct 2 - Williamstown	2039	500	24.52		179											
Williamstown Township Precinct 2 - Williamstown	2039	0	0.00		0											
Williamstown Township Precinct 2 - Williamstown	2039	0	0.00		0											
Williamstown Township Precinct 2 - Williamstown	2039	0	0.00		0											

[illegible]

2000004	REPUBLICAN STATE REPRESENTATIVE 67TH DISTRICT															
	Registration	Ballots Cast	Turnout (%)		Leon R. Clark	Jerry Kethum										
City of Lansing Ward 1 Precinct 8	2080	183	8.80		19	13										
City of Lansing Ward 1 Precinct 8	2080	0	0.00		0	0										
City of Lansing Ward 1 Precinct 8	2080	0	0.00		0	0										
City of Lansing Ward 1 Precinct 8	2080	67	3.22		4	7										
City of Lansing Ward 1 Precinct 1	789	97	12.29		4	7										
City of Lansing Ward 1 Precinct 1	789	0	0.00		0	0										
City of Lansing Ward 1 Precinct 1	789	0	0.00		0	0										
City of Lansing Ward 1 Precinct 1	789	40	5.07		2	4										
City of Lansing Ward 2 Precinct 1	1984	151	7.61		16	12										
City of Lansing Ward 2 Precinct 1	1984	0	0.00		0	0										
City of Lansing Ward 2 Precinct 1	1984	0	0.00		0	0										
City of Lansing Ward 2 Precinct 1	1984	117	5.90		18	13										
City of Lansing Ward 2 Precinct 1	1993	210	10.54		18	23										
City of Lansing Ward 2 Precinct 1	1993	0	0.00		0	0										
City of Lansing Ward 2 Precinct 1	1993	0	0.00		0	0										
City of Lansing Ward 2 Precinct 1	1993	122	6.12		12	12										
City of Lansing Ward 2 Precinct 1	1901	146	7.68		14	18										
City of Lansing Ward 2 Precinct 1	1901	0	0.00		0	0										
City of Lansing Ward 2 Precinct 1	1901	0	0.00		0	0										
City of Lansing Ward 2 Precinct 1	1901	136	7.15		13	19										
City of Lansing Ward 2 Precinct 1	1862	158	8.49		8	17										
City of Lansing Ward 2 Precinct 1	1862	0	0.00		0	0										
City of Lansing Ward 2 Precinct 1	1862	0	0.00		0	0										
City of Lansing Ward 2 Precinct 1	1862	179	9.61		24	21										
City of Lansing Ward 2 Precinct 1	2075	100	4.82		6	8										
City of Lansing Ward 2 Precinct 1	2075	0	0.00		0	0										
City of Lansing Ward 2 Precinct 1	2075	0	0.00		0	0										
City of Lansing Ward 2 Precinct 1	2075	39	1.88		6	4										
City of Lansing Ward 2 Precinct 1	1559	152	9.75		20	17										
City of Lansing Ward 2 Precinct 1	1559	0	0.00		0	0										
City of Lansing Ward 2 Precinct 1	1559	0	0.00		0	0										
City of Lansing Ward 2 Precinct 1	1559	111	7.12		20	12										
City of Lansing Ward 2 Precinct 1	1266	45	3.55		5	8										
City of Lansing Ward 2 Precinct 1	1266	0	0.00		0	0										
City of Lansing Ward 2 Precinct 1	1266	0	0.00		0	0										
City of Lansing Ward 2 Precinct 1	1266	35	2.76		3	5										
City of Lansing Ward 3 Precinct 2	1990	150	7.54		1	1										
City of Lansing Ward 3 Precinct 2	1990	0	0.00		0	0										
City of Lansing Ward 3 Precinct 2	1990	0	0.00		0	0										
City of Lansing Ward 3 Precinct 2	1990	156	7.84		0	1										
City of Leslie Precinct 1 61	1359	366	26.93		96	57										
City of Leslie Precinct 1 - Manual	1359	0	0.00		0	0										
City of Leslie Precinct 1 - Clerk P	1359	0	0.00		0	0										
City of Mason Precinct 1 62	1844	278	15.08		79	21										
City of Mason Precinct 1 - Manual	1844	0	0.00		0	0										
City of Mason Precinct 1 - Clerk P	1844	0	0.00		0	0										
City of Mason Precinct 1 - AV Pre	1844	209	11.33		68	25										
City of Mason Precinct 2 63	2028	221	10.90		81	17										
City of Mason Precinct 2 - Manual	2028	0	0.00		0	0										
City of Mason Precinct 2 - Clerk P	2028	0	0.00		0	0										
City of Mason Precinct 2 - AV Pre	2028	180	8.88		56	16										
City of Mason Precinct 3 64	2054	268	13.05		98	22										
City of Mason Precinct 3 - Manual	2054	0	0.00		0	0										
City of Mason Precinct 3 - Clerk P	2054	0	0.00		0	0										
City of Mason Precinct 3 - AV Pre	2054	165	8.03		43	20										
City of Williamston Precinct 1 65	1320	311	23.56		47	48										
City of Williamston Precinct 1 - Ma	1320	0	0.00		0	0										
City of Williamston Precinct 1 - Cl	1320	0	0.00		0	0										
City of Williamston Precinct 2 66	1508	229	15.19		39	39										
City of Williamston Precinct 2 - Ma	1508	0	0.00		0	0										
City of Williamston Precinct 2 - Cl	1508	0	0.00		0	0										

200004	REPUBLICAN STATE REPRESENTATIVE 67TH DISTRICT															
	Registration	Ballots Cast	Turnout (%)		Leon R. Clark	Jerry Ketchum										
Alaiedon Township Precinct 1 - 67	843	209	24.79		58	30										
Alaiedon Township Precinct 1 - Ma	843	0	0.00		0	0										
Alaiedon Township Precinct 1 - Cl	843	0	0.00		0	0										
Alaiedon Township Precinct 2 - 68	762	201	26.38		73	32										
Alaiedon Township Precinct 2 - Ma	762	0	0.00		0	0										
Alaiedon Township Precinct 2 - Cl	762	0	0.00		0	0										
Alaiedon Township Precinct 3 - 69	790	201	25.44		55	32										
Alaiedon Township Precinct 3 - Ma	790	0	0.00		0	0										
Alaiedon Township Precinct 3 - Cl	790	0	0.00		0	0										
Aurelius Township Precinct 1 - 70	1879	418	22.25		127	77										
Aurelius Township Precinct 1 - Ma	1879	0	0.00		0	0										
Aurelius Township Precinct 1 - Cl	1879	0	0.00		0	0										
Aurelius Township Precinct 2 - 71	1393	296	21.25		91	56										
Aurelius Township Precinct 2 - Ma	1393	0	0.00		0	0										
Aurelius Township Precinct 2 - Cl	1393	0	0.00		0	0										
Bunker Hill Township Precinct 1	1532	290	18.93		87	75										
Bunker Hill Township Precinct 1 -	1532	0	0.00		0	0										
Bunker Hill Township Precinct 1 -	1532	0	0.00		0	0										
Delhi Township Precinct 1 - 73	2098	240	11.44		41	43										
Delhi Township Precinct 1 - Manu	2098	0	0.00		0	0										
Delhi Township Precinct 1 - Clerk	2098	0	0.00		0	0										
Delhi Township Precinct 1 - AV Pr	2098	250	11.92		30	50										
Delhi Township Precinct 2 - 74	2567	207	8.06		32	35										
Delhi Township Precinct 2 - Manu	2567	0	0.00		0	0										
Delhi Township Precinct 2 - Clerk	2567	0	0.00		0	0										
Delhi Township Precinct 2 - AV Pr	2567	235	9.15		30	37										
Delhi Township Precinct 3 - 75	2435	274	11.25		30	42										
Delhi Township Precinct 3 - Manu	2435	0	0.00		0	0										
Delhi Township Precinct 3 - Clerk	2435	0	0.00		0	0										
Delhi Township Precinct 3 - AV Pr	2435	328	13.47		51	56										
Delhi Township Precinct 4 - 76	2222	235	10.58		37	53										
Delhi Township Precinct 4 - Manu	2222	0	0.00		0	0										
Delhi Township Precinct 4 - Clerk	2222	0	0.00		0	0										
Delhi Township Precinct 4 - AV Pr	2222	203	9.14		21	35										
Delhi Township Precinct 5 - 77	1721	218	12.67		30	33										
Delhi Township Precinct 5 - Manu	1721	0	0.00		0	0										
Delhi Township Precinct 5 - Clerk	1721	0	0.00		0	0										
Delhi Township Precinct 5 - AV Pr	1721	177	10.28		17	34										
Delhi Township Precinct 6 - 78	1911	188	9.84		31	36										
Delhi Township Precinct 6 - Manu	1911	0	0.00		0	0										
Delhi Township Precinct 6 - Clerk	1911	0	0.00		0	0										
Delhi Township Precinct 6 - AV Pr	1911	138	7.22		14	23										
Delhi Township Precinct 7 - 79	1755	213	12.14		33	36										
Delhi Township Precinct 7 - Manu	1755	0	0.00		0	0										
Delhi Township Precinct 7 - Clerk	1755	0	0.00		0	0										
Delhi Township Precinct 7 - AV Pr	1755	199	11.34		31	24										
Delhi Township Precinct 8 - 80	2061	294	14.26		36	53										
Delhi Township Precinct 8 - Manu	2061	0	0.00		0	0										
Delhi Township Precinct 8 - Clerk	2061	0	0.00		0	0										
Delhi Township Precinct 8 - AV Pr	2061	275	13.34		33	55										
Delhi Township Precinct 9 - 81	2239	226	10.09		51	38										
Delhi Township Precinct 9 - Manu	2239	0	0.00		0	0										
Delhi Township Precinct 9 - Clerk	2239	0	0.00		0	0										
Delhi Township Precinct 9 - AV Pr	2239	269	12.01		47	51										
Ingham Township Precinct 1 - 82	1828	314	17.18		119	54										
Ingham Township Precinct 1 - Ma	1828	0	0.00		0	0										
Ingham Township Precinct 1 - Cle	1828	0	0.00		0	0										
Leroy Township Precinct 1 - 88	1730	283	16.36		70	79										
Leroy Township Precinct 1 - Manu	1730	0	0.00		0	0										
Leroy Township Precinct 1 - Clerk	1730	0	0.00		0	0										
Leroy Township Precinct 2 - 89	942	105	11.15		24	22										

[illegible]

300231	DEMOCRATIC STATE REPRESENTATIVE 67TH DISTRICT															
	Registration	Ballots Cast	Turnout (%)		Tom Cochran	Alec Findlay										
City of Lansing Ward 1 Precinct 8	2080	183	8.80		116	23										
City of Lansing Ward 1 Precinct 8	2080	0	0.00		0	0										
City of Lansing Ward 1 Precinct 8	2080	0	0.00		0	0										
City of Lansing Ward 1 Precinct 8	2080	67	3.22		47	0										
City of Lansing Ward 1 Precinct 1	789	97	12.29		63	11										
City of Lansing Ward 1 Precinct 1	789	0	0.00		0	0										
City of Lansing Ward 1 Precinct 1	789	0	0.00		0	0										
City of Lansing Ward 1 Precinct 1	789	40	5.07		25	2										
City of Lansing Ward 2 Precinct 1	1984	151	7.61		93	14										
City of Lansing Ward 2 Precinct 1	1984	0	0.00		0	0										
City of Lansing Ward 2 Precinct 1	1984	0	0.00		0	0										
City of Lansing Ward 2 Precinct 1	1984	117	5.90		55	5										
City of Lansing Ward 2 Precinct 1	1993	210	10.54		128	22										
City of Lansing Ward 2 Precinct 1	1993	0	0.00		0	0										
City of Lansing Ward 2 Precinct 1	1993	0	0.00		0	0										
City of Lansing Ward 2 Precinct 1	1993	122	6.12		76	5										
City of Lansing Ward 2 Precinct 1	1901	146	7.68		83	13										
City of Lansing Ward 2 Precinct 1	1901	0	0.00		0	0										
City of Lansing Ward 2 Precinct 1	1901	0	0.00		0	0										
City of Lansing Ward 2 Precinct 1	1901	136	7.15		74	9										
City of Lansing Ward 2 Precinct 1	1862	158	8.49		91	20										
City of Lansing Ward 2 Precinct 1	1862	0	0.00		0	0										
City of Lansing Ward 2 Precinct 1	1862	0	0.00		0	0										
City of Lansing Ward 2 Precinct 1	1862	179	9.61		90	8										
City of Lansing Ward 2 Precinct 1	2075	100	4.82		59	15										
City of Lansing Ward 2 Precinct 1	2075	0	0.00		0	0										
City of Lansing Ward 2 Precinct 1	2075	0	0.00		0	0										
City of Lansing Ward 2 Precinct 1	2075	39	1.88		19	4										
City of Lansing Ward 2 Precinct 1	1559	152	9.75		83	19										
City of Lansing Ward 2 Precinct 1	1559	0	0.00		0	0										
City of Lansing Ward 2 Precinct 1	1559	0	0.00		0	0										
City of Lansing Ward 2 Precinct 1	1559	111	7.12		52	3										
City of Lansing Ward 2 Precinct 1	1266	45	3.55		22	7										
City of Lansing Ward 2 Precinct 1	1266	0	0.00		0	0										
City of Lansing Ward 2 Precinct 1	1266	0	0.00		0	0										
City of Lansing Ward 2 Precinct 1	1266	35	2.76		14	4										
City of Lansing Ward 3 Precinct 2	1990	150	7.54		4	2										
City of Lansing Ward 3 Precinct 2	1990	0	0.00		0	0										
City of Lansing Ward 3 Precinct 2	1990	0	0.00		0	0										
City of Lansing Ward 3 Precinct 2	1990	156	7.84		4	2										
City of Leslie Precinct 1 - 61	1359	366	26.93		129	21										
City of Leslie Precinct 1 - Manual	1359	0	0.00		0	0										
City of Leslie Precinct 1 - Clerk P	1359	0	0.00		0	0										
City of Mason Precinct 1 - 62	1844	278	15.08		144	13										
City of Mason Precinct 1 - Manual	1844	0	0.00		0	0										
City of Mason Precinct 1 - Clerk P	1844	0	0.00		0	0										
City of Mason Precinct 1 - AV Pre	1844	209	11.33		90	5										
City of Mason Precinct 2 - 63	2028	221	10.90		92	14										
City of Mason Precinct 2 - Manual	2028	0	0.00		0	0										
City of Mason Precinct 2 - Clerk P	2028	0	0.00		0	0										
City of Mason Precinct 2 - AV Pre	2028	180	8.88		75	8										
City of Mason Precinct 3 - 64	2054	268	13.05		111	13										
City of Mason Precinct 3 - Manual	2054	0	0.00		0	0										
City of Mason Precinct 3 - Clerk P	2054	0	0.00		0	0										
City of Mason Precinct 3 - AV Pre	2054	165	8.03		74	8										
City of Williamston Precinct 1 - 65	1320	311	23.56		153	22										
City of Williamston Precinct 1 - M	1320	0	0.00		0	0										
City of Williamston Precinct 1 - Cl	1320	0	0.00		0	0										
City of Williamston Precinct 2 - 66	1508	229	15.19		94	23										
City of Williamston Precinct 2 - M	1508	0	0.00		0	0										
City of Williamston Precinct 2 - Cl	1508	0	0.00		0	0										

300231	DEMOCRATIC STATE REPRESENTATIVE 67TH DISTRICT															
	Registration	Ballots Cast	Turnout (%)		Tom Cochran	Alec Findlay										
Alaiedon Township Precinct 1 - 67	843	209	24.79		92	9										
Alaiedon Township Precinct 1 - M	843	0	0.00		0	0										
Alaiedon Township Precinct 1 - C	843	0	0.00		0	0										
Alaiedon Township Precinct 2 - 68	762	201	26.38		63	11										
Alaiedon Township Precinct 2 - M	762	0	0.00		0	0										
Alaiedon Township Precinct 2 - C	762	0	0.00		0	0										
Alaiedon Township Precinct 3 - 69	790	201	25.44		68	17										
Alaiedon Township Precinct 3 - M	790	0	0.00		0	0										
Alaiedon Township Precinct 3 - C	790	0	0.00		0	0										
Aurelius Township Precinct 1 - 70	1879	418	22.25		113	18										
Aurelius Township Precinct 1 - M	1879	0	0.00		0	0										
Aurelius Township Precinct 1 - C	1879	0	0.00		0	0										
Aurelius Township Precinct 2 - 71	1393	296	21.25		83	11										
Aurelius Township Precinct 2 - M	1393	0	0.00		0	0										
Aurelius Township Precinct 2 - C	1393	0	0.00		0	0										
Bunker Hill Township Precinct 1 -	1532	290	18.93		67	15										
Bunker Hill Township Precinct 1 -	1532	0	0.00		0	0										
Bunker Hill Township Precinct 1 -	1532	0	0.00		0	0										
Delhi Township Precinct 1 - 73	2098	240	11.44		102	23										
Delhi Township Precinct 1 - Manu	2098	0	0.00		0	0										
Delhi Township Precinct 1 - Clerk	2098	0	0.00		0	0										
Delhi Township Precinct 1 - AV Pr	2098	250	11.92		113	9										
Delhi Township Precinct 2 - 74	2567	207	8.06		100	17										
Delhi Township Precinct 2 - Manu	2567	0	0.00		0	0										
Delhi Township Precinct 2 - Clerk	2567	0	0.00		0	0										
Delhi Township Precinct 2 - AV Pr	2567	235	9.15		100	11										
Delhi Township Precinct 3 - 75	2435	274	11.25		143	23										
Delhi Township Precinct 3 - Manu	2435	0	0.00		0	0										
Delhi Township Precinct 3 - Clerk	2435	0	0.00		0	0										
Delhi Township Precinct 3 - AV Pr	2435	328	13.47		153	17										
Delhi Township Precinct 4 - 76	2222	235	10.58		95	13										
Delhi Township Precinct 4 - Manu	2222	0	0.00		0	0										
Delhi Township Precinct 4 - Clerk	2222	0	0.00		0	0										
Delhi Township Precinct 4 - AV Pr	2222	203	9.14		93	11										
Delhi Township Precinct 5 - 77	1721	218	12.67		102	19										
Delhi Township Precinct 5 - Manu	1721	0	0.00		0	0										
Delhi Township Precinct 5 - Clerk	1721	0	0.00		0	0										
Delhi Township Precinct 5 - AV Pr	1721	177	10.28		80	5										
Delhi Township Precinct 6 - 78	1911	188	9.84		88	19										
Delhi Township Precinct 6 - Manu	1911	0	0.00		0	0										
Delhi Township Precinct 6 - Clerk	1911	0	0.00		0	0										
Delhi Township Precinct 6 - AV Pr	1911	138	7.22		67	8										
Delhi Township Precinct 7 - 79	1755	213	12.14		99	17										
Delhi Township Precinct 7 - Manu	1755	0	0.00		0	0										
Delhi Township Precinct 7 - Clerk	1755	0	0.00		0	0										
Delhi Township Precinct 7 - AV Pr	1755	199	11.34		76	8										
Delhi Township Precinct 8 - 80	2061	294	14.26		155	21										
Delhi Township Precinct 8 - Manu	2061	0	0.00		0	0										
Delhi Township Precinct 8 - Clerk	2061	0	0.00		0	0										
Delhi Township Precinct 8 - AV Pr	2061	275	13.34		122	9										
Delhi Township Precinct 9 - 81	2239	226	10.09		96	17										
Delhi Township Precinct 9 - Manu	2239	0	0.00		0	0										
Delhi Township Precinct 9 - Clerk	2239	0	0.00		0	0										
Delhi Township Precinct 9 - AV Pr	2239	269	12.01		99	12										
Ingham Township Precinct 1 - 82	1828	314	17.18		82	14										
Ingham Township Precinct 1 - Ma	1828	0	0.00		0	0										
Ingham Township Precinct 1 - Cle	1828	0	0.00		0	0										
Leroy Township Precinct 1 - 88	1730	283	16.36		47	12										
Leroy Township Precinct 1 - Manu	1730	0	0.00		0	0										
Leroy Township Precinct 1 - Clerk	1730	0	0.00		0	0										
Leroy Township Precinct 2 - 89	942	105	11.15		32	8										

[illegible]

200005	REPUBLICAN STATE REPRESENTATIVE 68TH DISTRICT															
	Registration	Ballots Cast	Turnout (%)		Randy Pilon											
City of Lansing Ward 1 Precinct 1	2347	139	5.92		32											
City of Lansing Ward 1 Precinct 1	2347	0	0.00		0											
City of Lansing Ward 1 Precinct 1	2347	0	0.00		0											
City of Lansing Ward 1 Precinct 1	2347	107	4.56		24											
City of Lansing Ward 1 Precinct 2	2365	147	6.22		17											
City of Lansing Ward 1 Precinct 2	2365	0	0.00		0											
City of Lansing Ward 1 Precinct 2	2365	0	0.00		0											
City of Lansing Ward 1 Precinct 2	2365	68	2.88		17											
City of Lansing Ward 1 Precinct 3	1371	302	22.03		76											
City of Lansing Ward 1 Precinct 3	1371	0	0.00		0											
City of Lansing Ward 1 Precinct 3	1371	0	0.00		0											
City of Lansing Ward 1 Precinct 3	1371	191	13.93		52											
City of Lansing Ward 1 Precinct 4	1635	216	13.21		24											
City of Lansing Ward 1 Precinct 4	1635	0	0.00		0											
City of Lansing Ward 1 Precinct 4	1635	0	0.00		0											
City of Lansing Ward 1 Precinct 4	1635	88	5.38		13											
City of Lansing Ward 1 Precinct 5	1680	230	13.86		10											
City of Lansing Ward 1 Precinct 5	1680	0	0.00		0											
City of Lansing Ward 1 Precinct 5	1680	0	0.00		0											
City of Lansing Ward 1 Precinct 5	1680	53	3.19		5											
City of Lansing Ward 1 Precinct 6	2140	100	4.67		12											
City of Lansing Ward 1 Precinct 6	2140	0	0.00		0											
City of Lansing Ward 1 Precinct 6	2140	0	0.00		0											
City of Lansing Ward 1 Precinct 6	2140	62	2.90		7											
City of Lansing Ward 1 Precinct 7	2042	225	11.02		20											
City of Lansing Ward 1 Precinct 7	2042	0	0.00		0											
City of Lansing Ward 1 Precinct 7	2042	0	0.00		0											
City of Lansing Ward 1 Precinct 7	2042	66	3.23		10											
City of Lansing Ward 1 Precinct 9	2149	114	5.30		18											
City of Lansing Ward 1 Precinct 9	2149	0	0.00		0											
City of Lansing Ward 1 Precinct 9	2149	0	0.00		0											
City of Lansing Ward 1 Precinct 9	2149	82	3.82		9											
City of Lansing Ward 1 Precinct 4	1454	208	14.31		33											
City of Lansing Ward 1 Precinct 4	1454	0	0.00		0											
City of Lansing Ward 1 Precinct 4	1454	0	0.00		0											
City of Lansing Ward 1 Precinct 4	1454	110	7.57		27											
City of Lansing Ward 2 Precinct 1	1331	236	17.73		37											
City of Lansing Ward 2 Precinct 1	1331	0	0.00		0											
City of Lansing Ward 2 Precinct 1	1331	0	0.00		0											
City of Lansing Ward 2 Precinct 1	1331	114	8.56		30											
City of Lansing Ward 2 Precinct 1	2259	156	6.91		35											
City of Lansing Ward 2 Precinct 1	2259	0	0.00		0											
City of Lansing Ward 2 Precinct 1	2259	0	0.00		0											
City of Lansing Ward 2 Precinct 1	2259	156	6.91		43											
City of Lansing Ward 2 Precinct 2	2046	96	4.69		14											
City of Lansing Ward 2 Precinct 2	2046	0	0.00		0											
City of Lansing Ward 2 Precinct 2	2046	0	0.00		0											
City of Lansing Ward 2 Precinct 2	2046	85	4.15		15											
City of Lansing Ward 2 Precinct 2	1900	222	11.68		33											
City of Lansing Ward 2 Precinct 2	1900	0	0.00		0											
City of Lansing Ward 2 Precinct 2	1900	0	0.00		0											
City of Lansing Ward 2 Precinct 2	1900	152	8.00		37											
City of Lansing Ward 3 Precinct 2	1810	131	7.24		25											
City of Lansing Ward 3 Precinct 2	1810	0	0.00		0											
City of Lansing Ward 3 Precinct 2	1810	0	0.00		0											
City of Lansing Ward 3 Precinct 2	1810	140	7.73		35											
City of Lansing Ward 3 Precinct 2	1995	100	5.01		18											
City of Lansing Ward 3 Precinct 2	1995	0	0.00		0											
City of Lansing Ward 3 Precinct 2	1995	0	0.00		0											
City of Lansing Ward 3 Precinct 2	1995	89	4.46		15											
City of Lansing Ward 3 Precinct 2	2092	136	6.50		23											

200005	REPUBLICAN STATE REPRESENTATIVE 68TH DISTRICT														
	Registration	Ballots Cast	Turnout (%)		Randy Pilon										
City of Lansing Ward 3 Precinct 2	2092	0	0.00		0										
City of Lansing Ward 3 Precinct 2	2092	0	0.00		0										
City of Lansing Ward 3 Precinct 2	2092	101	4.83		24										
City of Lansing Ward 3 Precinct 2	2202	80	3.63		19										
City of Lansing Ward 3 Precinct 2	2202	0	0.00		0										
City of Lansing Ward 3 Precinct 2	2202	0	0.00		0										
City of Lansing Ward 3 Precinct 2	2202	101	4.59		29										
City of Lansing Ward 3 Precinct 2	1990	150	7.54		27										
City of Lansing Ward 3 Precinct 2	1990	0	0.00		0										
City of Lansing Ward 3 Precinct 2	1990	0	0.00		0										
City of Lansing Ward 3 Precinct 2	1990	156	7.84		36										
City of Lansing Ward 3 Precinct 2	2272	211	9.29		16										
City of Lansing Ward 3 Precinct 2	2272	0	0.00		0										
City of Lansing Ward 3 Precinct 2	2272	0	0.00		0										
City of Lansing Ward 3 Precinct 2	2272	161	7.09		21										
City of Lansing Ward 3 Precinct 3	2389	252	10.55		39										
City of Lansing Ward 3 Precinct 3	2389	0	0.00		0										
City of Lansing Ward 3 Precinct 3	2389	0	0.00		0										
City of Lansing Ward 3 Precinct 3	2389	179	7.49		26										
City of Lansing Ward 3 Precinct 3	1895	271	14.30		39										
City of Lansing Ward 3 Precinct 3	1895	0	0.00		0										
City of Lansing Ward 3 Precinct 3	1895	0	0.00		0										
City of Lansing Ward 3 Precinct 3	1895	249	13.14		79										
City of Lansing Ward 4 Precinct 3	1441	206	14.30		37										
City of Lansing Ward 4 Precinct 3	1441	0	0.00		0										
City of Lansing Ward 4 Precinct 3	1441	0	0.00		0										
City of Lansing Ward 4 Precinct 3	1441	142	9.85		34										
City of Lansing Ward 4 Precinct 3	1332	234	17.57		32										
City of Lansing Ward 4 Precinct 3	1332	0	0.00		0										
City of Lansing Ward 4 Precinct 3	1332	0	0.00		0										
City of Lansing Ward 4 Precinct 3	1332	150	11.26		33										
City of Lansing Ward 4 Precinct 3	1101	112	10.17		21										
City of Lansing Ward 4 Precinct 3	1101	0	0.00		0										
City of Lansing Ward 4 Precinct 3	1101	0	0.00		0										
City of Lansing Ward 4 Precinct 3	1101	56	5.09		13										
City of Lansing Ward 4 Precinct 3	2238	158	7.06		7										
City of Lansing Ward 4 Precinct 3	2238	0	0.00		0										
City of Lansing Ward 4 Precinct 3	2238	0	0.00		0										
City of Lansing Ward 4 Precinct 3	2238	74	3.31		7										
City of Lansing Ward 4 Precinct 3	1455	234	16.08		12										
City of Lansing Ward 4 Precinct 3	1455	0	0.00		0										
City of Lansing Ward 4 Precinct 3	1455	0	0.00		0										
City of Lansing Ward 4 Precinct 3	1455	126	8.66		4										
City of Lansing Ward 4 Precinct 3	1420	270	19.01		12										
City of Lansing Ward 4 Precinct 3	1420	0	0.00		0										
City of Lansing Ward 4 Precinct 3	1420	0	0.00		0										
City of Lansing Ward 4 Precinct 3	1420	133	9.37		12										
City of Lansing Ward 4 Precinct 3	2116	154	7.28		14										
City of Lansing Ward 4 Precinct 3	2116	0	0.00		0										
City of Lansing Ward 4 Precinct 3	2116	0	0.00		0										
City of Lansing Ward 4 Precinct 3	2116	86	4.06		9										
City of Lansing Ward 4 Precinct 3	1853	198	10.69		20										
City of Lansing Ward 4 Precinct 3	1853	0	0.00		0										
City of Lansing Ward 4 Precinct 3	1853	0	0.00		0										
City of Lansing Ward 4 Precinct 3	1853	53	2.86		7										
City of Lansing Ward 4 Precinct 4	1861	103	5.53		11										
City of Lansing Ward 4 Precinct 4	1861	0	0.00		0										
City of Lansing Ward 4 Precinct 4	1861	0	0.00		0										
City of Lansing Ward 4 Precinct 4	1861	46	2.47		9										
City of Lansing Ward 4 Precinct 4	1783	289	16.21		51										
City of Lansing Ward 4 Precinct 4	1783	0	0.00		0										

[illegible]

300232	DEMOCRATIC STATE REPRESENTATIVE 68TH DISTRICT														
	Registration	Ballots Cast	Turnout (%)		Chris E. Davenport	Eric Nelson	Andy Schor								
City of Lansing Ward 1 Precinct 1	2347	139	5.92		11	10	78								
City of Lansing Ward 1 Precinct 1	2347	0	0.00		0	0	0								
City of Lansing Ward 1 Precinct 1	2347	0	0.00		0	0	0								
City of Lansing Ward 1 Precinct 1	2347	107	4.56		11	1	49								
City of Lansing Ward 1 Precinct 2	2365	147	6.22		5	17	92								
City of Lansing Ward 1 Precinct 2	2365	0	0.00		0	0	0								
City of Lansing Ward 1 Precinct 2	2365	0	0.00		0	0	0								
City of Lansing Ward 1 Precinct 2	2365	68	2.88		2	7	32								
City of Lansing Ward 1 Precinct 3	1371	302	22.03		9	7	172								
City of Lansing Ward 1 Precinct 3	1371	0	0.00		0	0	0								
City of Lansing Ward 1 Precinct 3	1371	0	0.00		0	0	0								
City of Lansing Ward 1 Precinct 3	1371	191	13.93		6	2	101								
City of Lansing Ward 1 Precinct 4	1635	216	13.21		15	16	146								
City of Lansing Ward 1 Precinct 4	1635	0	0.00		0	0	0								
City of Lansing Ward 1 Precinct 4	1635	0	0.00		0	0	0								
City of Lansing Ward 1 Precinct 4	1635	88	5.38		5	3	54								
City of Lansing Ward 1 Precinct 5	1660	230	13.86		15	18	163								
City of Lansing Ward 1 Precinct 5	1660	0	0.00		0	0	0								
City of Lansing Ward 1 Precinct 5	1660	0	0.00		0	0	0								
City of Lansing Ward 1 Precinct 5	1660	53	3.19		1	2	39								
City of Lansing Ward 1 Precinct 6	2140	100	4.67		11	6	59								
City of Lansing Ward 1 Precinct 6	2140	0	0.00		0	0	0								
City of Lansing Ward 1 Precinct 6	2140	0	0.00		0	0	0								
City of Lansing Ward 1 Precinct 6	2140	62	2.90		9	1	29								
City of Lansing Ward 1 Precinct 7	2042	225	11.02		14	20	152								
City of Lansing Ward 1 Precinct 7	2042	0	0.00		0	0	0								
City of Lansing Ward 1 Precinct 7	2042	0	0.00		0	0	0								
City of Lansing Ward 1 Precinct 7	2042	66	3.23		7	4	30								
City of Lansing Ward 1 Precinct 9	2149	114	5.30		18	7	62								
City of Lansing Ward 1 Precinct 9	2149	0	0.00		0	0	0								
City of Lansing Ward 1 Precinct 9	2149	0	0.00		0	0	0								
City of Lansing Ward 1 Precinct 9	2149	82	3.82		12	8	42								
City of Lansing Ward 1 Precinct 4	1454	208	14.31		13	13	133								
City of Lansing Ward 1 Precinct 4	1454	0	0.00		0	0	0								
City of Lansing Ward 1 Precinct 4	1454	0	0.00		0	0	0								
City of Lansing Ward 1 Precinct 4	1454	110	7.57		4	5	53								
City of Lansing Ward 2 Precinct 1	1331	236	17.73		7	9	167								
City of Lansing Ward 2 Precinct 1	1331	0	0.00		0	0	0								
City of Lansing Ward 2 Precinct 1	1331	0	0.00		0	0	0								
City of Lansing Ward 2 Precinct 1	1331	114	8.56		5	4	60								
City of Lansing Ward 2 Precinct 1	2259	156	6.91		15	13	81								
City of Lansing Ward 2 Precinct 1	2259	0	0.00		0	0	0								
City of Lansing Ward 2 Precinct 1	2259	0	0.00		0	0	0								
City of Lansing Ward 2 Precinct 1	2259	156	6.91		8	10	60								
City of Lansing Ward 2 Precinct 2	2046	96	4.69		8	8	54								
City of Lansing Ward 2 Precinct 2	2046	0	0.00		0	0	0								
City of Lansing Ward 2 Precinct 2	2046	0	0.00		0	0	0								
City of Lansing Ward 2 Precinct 2	2046	85	4.15		3	4	44								
City of Lansing Ward 2 Precinct 2	1900	222	11.68		14	6	156								
City of Lansing Ward 2 Precinct 2	1900	0	0.00		0	0	0								
City of Lansing Ward 2 Precinct 2	1900	0	0.00		0	0	0								
City of Lansing Ward 2 Precinct 2	1900	152	8.00		4	6	86								
City of Lansing Ward 3 Precinct 2	1810	131	7.24		11	19	71								
City of Lansing Ward 3 Precinct 2	1810	0	0.00		0	0	0								
City of Lansing Ward 3 Precinct 2	1810	0	0.00		0	0	0								
City of Lansing Ward 3 Precinct 2	1810	140	7.73		6	11	61								
City of Lansing Ward 3 Precinct 2	1995	100	5.01		16	11	49								
City of Lansing Ward 3 Precinct 2	1995	0	0.00		0	0	0								
City of Lansing Ward 3 Precinct 2	1995	0	0.00		0	0	0								
City of Lansing Ward 3 Precinct 2	1995	89	4.46		8	6	39								
City of Lansing Ward 3 Precinct 2	2092	136	6.50		22	15	63								

300232	DEMOCRATIC STATE REPRESENTATIVE 68TH DISTRICT														
	Registration	Ballots Cast	Turnout (%)		Chris G. Davenport	Eric Nelson	Andy Schor								
City of Lansing Ward 3 Precinct 2	2092	0	0.00		0	0	0								
City of Lansing Ward 3 Precinct 2	2092	0	0.00		0	0	0								
City of Lansing Ward 3 Precinct 2	2092	101	4.83		9	8	46								
City of Lansing Ward 3 Precinct 2	2202	80	3.63		9	14	35								
City of Lansing Ward 3 Precinct 2	2202	0	0.00		0	0	0								
City of Lansing Ward 3 Precinct 2	2202	0	0.00		0	0	0								
City of Lansing Ward 3 Precinct 2	2202	101	4.59		6	8	49								
City of Lansing Ward 3 Precinct 2	1990	150	7.54		12	11	76								
City of Lansing Ward 3 Precinct 2	1990	0	0.00		0	0	0								
City of Lansing Ward 3 Precinct 2	1990	0	0.00		0	0	0								
City of Lansing Ward 3 Precinct 2	1990	156	7.84		8	3	73								
City of Lansing Ward 3 Precinct 2	2272	211	9.29		39	23	122								
City of Lansing Ward 3 Precinct 2	2272	0	0.00		0	0	0								
City of Lansing Ward 3 Precinct 2	2272	0	0.00		0	0	0								
City of Lansing Ward 3 Precinct 2	2272	161	7.09		9	11	98								
City of Lansing Ward 3 Precinct 3	2389	252	10.55		26	16	139								
City of Lansing Ward 3 Precinct 3	2389	0	0.00		0	0	0								
City of Lansing Ward 3 Precinct 3	2389	0	0.00		0	0	0								
City of Lansing Ward 3 Precinct 3	2389	179	7.49		14	10	100								
City of Lansing Ward 3 Precinct 3	1895	271	14.30		19	30	164								
City of Lansing Ward 3 Precinct 3	1895	0	0.00		0	0	0								
City of Lansing Ward 3 Precinct 3	1895	0	0.00		0	0	0								
City of Lansing Ward 3 Precinct 3	1895	249	13.14		4	13	120								
City of Lansing Ward 4 Precinct 3	1441	206	14.30		15	9	124								
City of Lansing Ward 4 Precinct 3	1441	0	0.00		0	0	0								
City of Lansing Ward 4 Precinct 3	1441	0	0.00		0	0	0								
City of Lansing Ward 4 Precinct 3	1441	142	9.85		6	9	65								
City of Lansing Ward 4 Precinct 3	1332	234	17.57		10	13	168								
City of Lansing Ward 4 Precinct 3	1332	0	0.00		0	0	0								
City of Lansing Ward 4 Precinct 3	1332	0	0.00		0	0	0								
City of Lansing Ward 4 Precinct 3	1332	150	11.26		7	5	86								
City of Lansing Ward 4 Precinct 3	1101	112	10.17		5	4	76								
City of Lansing Ward 4 Precinct 3	1101	0	0.00		0	0	0								
City of Lansing Ward 4 Precinct 3	1101	0	0.00		0	0	0								
City of Lansing Ward 4 Precinct 3	1101	56	5.09		2	0	32								
City of Lansing Ward 4 Precinct 3	2238	158	7.06		13	17	112								
City of Lansing Ward 4 Precinct 3	2238	0	0.00		0	0	0								
City of Lansing Ward 4 Precinct 3	2238	0	0.00		0	0	0								
City of Lansing Ward 4 Precinct 3	2238	74	3.31		7	6	42								
City of Lansing Ward 4 Precinct 3	1455	234	16.08		22	16	172								
City of Lansing Ward 4 Precinct 3	1455	0	0.00		0	0	0								
City of Lansing Ward 4 Precinct 3	1455	0	0.00		0	0	0								
City of Lansing Ward 4 Precinct 3	1455	126	8.66		18	0	95								
City of Lansing Ward 4 Precinct 3	1420	270	19.01		14	7	216								
City of Lansing Ward 4 Precinct 3	1420	0	0.00		0	0	0								
City of Lansing Ward 4 Precinct 3	1420	0	0.00		0	0	0								
City of Lansing Ward 4 Precinct 3	1420	133	9.37		1	1	103								
City of Lansing Ward 4 Precinct 3	2116	154	7.28		21	15	89								
City of Lansing Ward 4 Precinct 3	2116	0	0.00		0	0	0								
City of Lansing Ward 4 Precinct 3	2116	0	0.00		0	0	0								
City of Lansing Ward 4 Precinct 3	2116	86	4.06		5	9	54								
City of Lansing Ward 4 Precinct 3	1853	198	10.69		4	20	141								
City of Lansing Ward 4 Precinct 3	1853	0	0.00		0	0	0								
City of Lansing Ward 4 Precinct 3	1853	0	0.00		0	0	0								
City of Lansing Ward 4 Precinct 3	1853	53	2.86		2	4	33								
City of Lansing Ward 4 Precinct 4	1861	103	5.53		12	8	61								
City of Lansing Ward 4 Precinct 4	1861	0	0.00		0	0	0								
City of Lansing Ward 4 Precinct 4	1861	0	0.00		0	0	0								
City of Lansing Ward 4 Precinct 4	1861	46	2.47		4	3	28								
City of Lansing Ward 4 Precinct 4	1783	289	16.21		27	21	170								
City of Lansing Ward 4 Precinct 4	1783	0	0.00		0	0	0								

INGHAM_AUG2016_E

200006	REPUBLICAN STATE REPRESENTATIVE 69TH DISTRICT														
	Registration	Ballots Cast	Turnout (%)		George Nastos										
City of East Lansing Precinct 1 - 1	455	2	0.44		0										
City of East Lansing Precinct 1 - M	455	0	0.00		0										
City of East Lansing Precinct 1 - C	455	0	0.00		0										
City of East Lansing Precinct 1 - A	455	0	0.00		0										
City of East Lansing Precinct 2 - 2	1351	177	13.10		13										
City of East Lansing Precinct 2 - M	1351	0	0.00		0										
City of East Lansing Precinct 2 - C	1351	0	0.00		0										
City of East Lansing Precinct 2 - A	1351	61	4.52		6										
City of East Lansing Precinct 3 - 3	1860	334	17.96		37										
City of East Lansing Precinct 3 - M	1860	0	0.00		0										
City of East Lansing Precinct 3 - C	1860	0	0.00		0										
City of East Lansing Precinct 3 - A	1860	137	7.37		15										
City of East Lansing Precinct 4 - 4	1921	334	17.39		34										
City of East Lansing Precinct 4 - M	1921	0	0.00		0										
City of East Lansing Precinct 4 - C	1921	0	0.00		0										
City of East Lansing Precinct 4 - A	1921	114	5.93		20										
City of East Lansing Precinct 5 - 5	2137	283	13.24		36										
City of East Lansing Precinct 5 - M	2137	0	0.00		0										
City of East Lansing Precinct 5 - C	2137	0	0.00		0										
City of East Lansing Precinct 5 - A	2137	156	7.30		41										
City of East Lansing Precinct 6 - 6	961	145	15.09		23										
City of East Lansing Precinct 6 - M	961	0	0.00		0										
City of East Lansing Precinct 6 - C	961	0	0.00		0										
City of East Lansing Precinct 6 - A	961	53	5.52		7										
City of East Lansing Precinct 7 - 7	1574	228	14.49		44										
City of East Lansing Precinct 7 - M	1574	0	0.00		0										
City of East Lansing Precinct 7 - C	1574	0	0.00		0										
City of East Lansing Precinct 7 - A	1574	167	10.61		43										
City of East Lansing Precinct 8 - 8	971	127	13.08		15										
City of East Lansing Precinct 8 - M	971	0	0.00		0										
City of East Lansing Precinct 8 - C	971	0	0.00		0										
City of East Lansing Precinct 8 - A	971	52	5.36		12										
City of East Lansing Precinct 9 - 9	1600	204	12.75		19										
City of East Lansing Precinct 9 - M	1600	0	0.00		0										
City of East Lansing Precinct 9 - C	1600	0	0.00		0										
City of East Lansing Precinct 9 - A	1600	57	3.56		8										
City of East Lansing Precinct 10 - 10	1358	89	6.55		6										
City of East Lansing Precinct 10 - M	1358	0	0.00		0										
City of East Lansing Precinct 10 - C	1358	0	0.00		0										
City of East Lansing Precinct 10 - A	1358	32	2.36		5										
City of East Lansing Precinct 11 - 11	2184	332	15.20		47										
City of East Lansing Precinct 11 - M	2184	0	0.00		0										
City of East Lansing Precinct 11 - C	2184	0	0.00		0										
City of East Lansing Precinct 11 - A	2184	193	8.84		42										
City of East Lansing Precinct 12 - 12	542	2	0.37		1										
City of East Lansing Precinct 12 - M	542	0	0.00		0										
City of East Lansing Precinct 12 - C	542	0	0.00		0										
City of East Lansing Precinct 12 - A	542	0	0.00		0										
City of East Lansing Precinct 13 - 13	344	6	1.74		1										
City of East Lansing Precinct 13 - M	344	0	0.00		0										
City of East Lansing Precinct 13 - C	344	0	0.00		0										
City of East Lansing Precinct 13 - A	344	0	0.00		0										
City of East Lansing Precinct 14 - 14	282	2	0.71		0										
City of East Lansing Precinct 14 - M	282	0	0.00		0										
City of East Lansing Precinct 14 - C	282	0	0.00		0										
City of East Lansing Precinct 14 - A	282	0	0.00		0										
City of East Lansing Precinct 15 - 15	648	5	0.77		0										
City of East Lansing Precinct 15 - M	648	0	0.00		0										
City of East Lansing Precinct 15 - C	648	0	0.00		0										
City of East Lansing Precinct 15 - A	648	1	0.15		0										
City of East Lansing Precinct 16 - 16	812	85	10.47		3										

[illegible]

August 2, 2016

INGHAM COUNTY Statement of Vote
INGHAM_AUG2016_E

[illegible]

300233		DEMOCRATIC STATE REPRESENTATIVE 69TH DISTRICT														
	Registration	Ballots Cast	Turnout (%)		Sam Singh											
City of East Lansing Precinct 1 - 1	455	2	0.44		2											
City of East Lansing Precinct 1 - M	455	0	0.00		0											
City of East Lansing Precinct 1 - C	455	0	0.00		0											
City of East Lansing Precinct 1 - A	455	0	0.00		0											
City of East Lansing Precinct 2 - 2	1351	177	13.10		147											
City of East Lansing Precinct 2 - M	1351	0	0.00		0											
City of East Lansing Precinct 2 - C	1351	0	0.00		0											
City of East Lansing Precinct 2 - A	1351	61	4.52		42											
City of East Lansing Precinct 3 - 3	1860	334	17.96		265											
City of East Lansing Precinct 3 - M	1860	0	0.00		0											
City of East Lansing Precinct 3 - C	1860	0	0.00		0											
City of East Lansing Precinct 3 - A	1860	137	7.37		99											
City of East Lansing Precinct 4 - 4	1921	334	17.39		267											
City of East Lansing Precinct 4 - M	1921	0	0.00		0											
City of East Lansing Precinct 4 - C	1921	0	0.00		0											
City of East Lansing Precinct 4 - A	1921	114	5.93		80											
City of East Lansing Precinct 5 - 5	2137	283	13.24		218											
City of East Lansing Precinct 5 - M	2137	0	0.00		0											
City of East Lansing Precinct 5 - C	2137	0	0.00		0											
City of East Lansing Precinct 5 - A	2137	156	7.30		95											
City of East Lansing Precinct 6 - 6	961	145	15.09		116											
City of East Lansing Precinct 6 - M	961	0	0.00		0											
City of East Lansing Precinct 6 - C	961	0	0.00		0											
City of East Lansing Precinct 6 - A	961	53	5.52		37											
City of East Lansing Precinct 7 - 7	1574	228	14.49		159											
City of East Lansing Precinct 7 - M	1574	0	0.00		0											
City of East Lansing Precinct 7 - C	1574	0	0.00		0											
City of East Lansing Precinct 7 - A	1574	167	10.61		100											
City of East Lansing Precinct 8 - 8	971	127	13.08		102											
City of East Lansing Precinct 8 - M	971	0	0.00		0											
City of East Lansing Precinct 8 - C	971	0	0.00		0											
City of East Lansing Precinct 8 - A	971	52	5.36		35											
City of East Lansing Precinct 9 - 9	1600	204	12.75		166											
City of East Lansing Precinct 9 - M	1600	0	0.00		0											
City of East Lansing Precinct 9 - C	1600	0	0.00		0											
City of East Lansing Precinct 9 - A	1600	57	3.56		40											
City of East Lansing Precinct 10 - 10	1358	89	6.55		68											
City of East Lansing Precinct 10 - M	1358	0	0.00		0											
City of East Lansing Precinct 10 - C	1358	0	0.00		0											
City of East Lansing Precinct 10 - A	1358	32	2.36		26											
City of East Lansing Precinct 11 - 11	2184	332	15.20		266											
City of East Lansing Precinct 11 - M	2184	0	0.00		0											
City of East Lansing Precinct 11 - C	2184	0	0.00		0											
City of East Lansing Precinct 11 - A	2184	193	8.84		127											
City of East Lansing Precinct 12 - 12	542	2	0.37		1											
City of East Lansing Precinct 12 - M	542	0	0.00		0											
City of East Lansing Precinct 12 - C	542	0	0.00		0											
City of East Lansing Precinct 12 - A	542	0	0.00		0											
City of East Lansing Precinct 13 - 13	344	6	1.74		5											
City of East Lansing Precinct 13 - M	344	0	0.00		0											
City of East Lansing Precinct 13 - C	344	0	0.00		0											
City of East Lansing Precinct 13 - A	344	0	0.00		0											
City of East Lansing Precinct 14 - 14	282	2	0.71		1											
City of East Lansing Precinct 14 - M	282	0	0.00		0											
City of East Lansing Precinct 14 - C	282	0	0.00		0											
City of East Lansing Precinct 14 - A	282	0	0.00		0											
City of East Lansing Precinct 15 - 15	648	5	0.77		5											
City of East Lansing Precinct 15 - M	648	0	0.00		0											
City of East Lansing Precinct 15 - C	648	0	0.00		0											
City of East Lansing Precinct 15 - A	648	1	0.15		1											
City of East Lansing Precinct 16 - 16	812	85	10.47		78											

300233	DEMOCRATIC STATE REPRESENTATIVE 69TH DISTRICT															
	Registration	Ballots Cast	Turnout (%)		Sam Singh											
City of East Lansing Precinct 16 -	812	0	0.00		0											
City of East Lansing Precinct 16 -	812	0	0.00		0											
City of East Lansing Precinct 16 -	812	31	3.82		22											
Locke Township Precinct 1 - 91	1363	245	17.98		81											
Locke Township Precinct 1 - Mani	1363	0	0.00		0											
Locke Township Precinct 1 - Cleri	1363	0	0.00		0											
Meridian Charter Township Precir	1579	505	31.98		320											
Meridian Charter Township Precir	1579	0	0.00		0											
Meridian Charter Township Precir	1579	0	0.00		0											
Meridian Charter Township Precir	1633	364	22.29		231											
Meridian Charter Township Precir	1633	0	0.00		0											
Meridian Charter Township Precir	1633	0	0.00		0											
Meridian Charter Township Precir	1481	354	23.90		203											
Meridian Charter Township Precir	1481	0	0.00		0											
Meridian Charter Township Precir	1481	0	0.00		0											
Meridian Charter Township Precir	2099	507	24.15		315											
Meridian Charter Township Precir	2099	0	0.00		0											
Meridian Charter Township Precir	2099	0	0.00		0											
Meridian Charter Township Precir	1612	402	24.94		253											
Meridian Charter Township Precir	1612	0	0.00		0											
Meridian Charter Township Precir	1612	0	0.00		0											
Meridian Charter Township Precir	1281	260	20.30		172											
Meridian Charter Township Precir	1281	0	0.00		0											
Meridian Charter Township Precir	1281	0	0.00		0											
Meridian Charter Township Precir	1762	485	27.53		299											
Meridian Charter Township Precir	1762	1	0.06		0											
Meridian Charter Township Precir	1762	0	0.00		0											
Meridian Charter Township Precir	2034	575	28.27		403											
Meridian Charter Township Precir	2034	0	0.00		0											
Meridian Charter Township Precir	2034	0	0.00		0											
Meridian Charter Township Precir	1573	523	33.25		331											
Meridian Charter Township Precir	1573	0	0.00		0											
Meridian Charter Township Precir	1573	0	0.00		0											
Meridian Charter Township Precir	1720	575	33.43		388											
Meridian Charter Township Precir	1720	0	0.00		0											
Meridian Charter Township Precir	1720	0	0.00		0											
Meridian Charter Township Precir	962	308	32.02		216											
Meridian Charter Township Precir	962	0	0.00		0											
Meridian Charter Township Precir	962	0	0.00		0											
Meridian Charter Township Precir	888	279	31.42		202											
Meridian Charter Township Precir	888	0	0.00		0											
Meridian Charter Township Precir	888	0	0.00		0											
Meridian Charter Township Precir	1346	415	30.83		266											
Meridian Charter Township Precir	1346	0	0.00		0											
Meridian Charter Township Precir	1346	0	0.00		0											
Meridian Charter Township Precir	1579	343	21.72		215											
Meridian Charter Township Precir	1579	0	0.00		0											
Meridian Charter Township Precir	1579	0	0.00		0											
Meridian Charter Township Precir	1509	509	33.73		310											
Meridian Charter Township Precir	1509	0	0.00		0											
Meridian Charter Township Precir	1509	0	0.00		0											
Meridian Charter Township Precir	2373	478	20.14		300											
Meridian Charter Township Precir	2373	0	0.00		0											
Meridian Charter Township Precir	2373	0	0.00		0											
Meridian Charter Township Precir	1523	227	14.90		166											
Meridian Charter Township Precir	1523	0	0.00		0											
Meridian Charter Township Precir	1523	0	0.00		0											
Meridian Charter Township Precir	1358	386	28.42		223											
Meridian Charter Township Precir	1358	0	0.00		0											
Meridian Charter Township Precir	1358	0	0.00		0											
Meridian Charter Township Precir	1591	425	26.71		219											

INGHAM_AUG2016_E

[illegible]

8/11/16 3:12 PM
August 2, 2016

INGHAM COUNTY Statement of Vote Summary
INGHAM_AUG2016_E

	REPUBLICAN REP IN CONGRESS 8TH DISTRICT														
	Registration	Ballots Cast	Turnout (%)		Mike Bishop										
Precinct Location Totals	191,293	29,147	15.24		8288										
Manual Entry Totals	191,293	1	0.00		1										
Clerk Pack Totals	191,293	0	0.00		0										
AV Precincts Totals	126,096	8,344	6.62		2141										
Grand Totals	191,293	37,492	19.60		10430										

RECEIVED
INGHAM COUNTY
2016 AUG 17 4:11:58
ELECTIONS/REGISTRATION

August 2, 2016

REPUBLICAN STATE REPRESENTATIVE 67TH DISTRICT

[illegible]

August 2, 2016

INGHAM_AUG2016_E

[illegible]

August 2, 2016

INGHAM_AUG2016_E

[illegible]

August 2, 2016

INGHAM_AUG2016_E

[illegible]

August 2, 2016

INGHAM_AUG2016_E

[illegible]

8/11/16 3:15 PM

August 2, 2016

INGHAM COUNTY Statement of Vote Summary

INGHAM_AUG2016_E

	DEMOCRATIC STATE REPRESENTATIVE 68TH DISTRICT														
	Registration	Ballots Cast	Turnout (%)		Chris G. Davenport	Eric Nelson	Andy Schor								
Precinct Location Totals	68,659	7,118	10.37		547	529	4350								
Manual Entry Totals	68,659	0	0.00		0	0	0								
Clerk Pack Totals	68,659	0	0.00		0	0	0								
AV Precincts Totals	62,376	3,816	6.12		213	178	2038								
Grand Totals	68,659	10,934	15.93		760	707	6388								

August 2, 2016

INGHAM_AUG2016_E

[illegible]

**CANVASS OF
VOTES CAST
AT THE ELECTION**

HELD ON

**August 2, 2016
Primary Election**

**AND CANVASSED BY THE IONIA COUNTY
BOARD OF CANVASSERS**



**TONDA RICH
IONIA COUNTY CLERK**

NUMBERED KEY CANVASS

RUN DATE:08/03/16 04:59 PM

IONIA COUNTY
2016 PRIMARY ELECTION
AUGUST 2, 2016
STATISTICS

OFFICIAL RESULTS

REPORT-EL52

PAGE 0001

01 = REGISTERED VOTERS - TOTAL
02 = BALLOTS CAST - TOTAL
03 = BALLOTS CAST - BLANK

TOTAL PERCENT
42,867
~~0.181~~ 8179
1 .01

04 = BALLOTS CAST - CROSS OVER
05 = VOTER TURNOUT - TOTAL

TOTAL PERCENT
6,594 80.60
19.08

	01	02	03	04	05
0001 Berlin Township, Pct 1	1570	.362	.0	.320	23.06
0002 Boston Township, Pct 1	1365	.462	.0	.389	33.85
0003 Boston Township, Pct 2	1537	.277	.0	.247	18.02
0004 Boston Township, Pct 3	1509	.280	.0	.246	18.56
0005 Campbell Township, Pct 1	1831	.352	.0	.305	19.22
0006 Danby Township, Pct 1	2228	.328	.0	.252	14.72
0007 Easton Township, Pct 1	1061	.322	.0	.284	30.35
0008 Easton Township, Pct 2	1253	.256	.0	.202	20.43
0009 Ionia Township, Pct 1	2809	.529	.0	.383	18.83
0010 Keene Township, Pct 1	1283	.271	.1	.217	21.12
0011 Lyons Township, Pct 1	959	.151	.0	.111	15.75
0012 Lyons Township, Pct 2	932	.188	.0	.155	20.17
0013 Lyons Township, Pct 3	700	.109	.0	.77	15.57
0014 North Plains Twp, Pct 1	873	.129	.0	.85	14.78
0015 Odessa Township, Pct 1	1487	.248	.0	.182	16.68
0016 Odessa Township, Pct 2	1313	.325	.0	.272	24.75
0017 Orange Township, Pct 1	804	.175	.0	.160	21.77
0018 Orleans Township, Pct 1	1916	.300	.299	.257	15.66
0019 Otisco Township, Pct 1	1737	.438	.0	.363	25.22
0020 Portland Township, Pct 1	2553	.356	.0	.282	13.94
0021 Ronald Township, Pct 1	1367	.307	.0	.259	22.46
0022 Sebewa Township, Pct 1	860	.166	.0	.145	19.30
0023 City of Belding, Pct 1	1530	.216	.0	.187	14.12
0024 City of Belding, Pct 2	1292	.185	.0	.134	14.32
0025 City of Belding, Pct 3	915	.180	.0	.133	19.67
0026 City of Ionia, W1, Pct 1	1185	.169	.0	.117	14.26
0027 City of Ionia, W2, Pct 2	1071	.125	.0	.100	11.67
0028 City of Ionia, W3, Pct 3	1119	.210	.0	.162	18.77
0029 City of Ionia, W4, Pct 4	1108	.175	.0	.130	15.79
0030 City of Portland, Pct 1	1275	.223	.0	.156	17.49
0031 City of Portland, Pct 2	1425	.367	.366	.282	25.75

REPRESENTATIVE IN CONGRESS

VOTES PERCENT

Vote for not more than 1

01 = Justin Amash

5,470 99.18

02 = WRITE-IN

45 .82

	01	02
0001 Berlin Township, Pct 1	257	3
0002 Boston Township, Pct 1	315	5
0003 Boston Township, Pct 2	219	2
0004 Boston Township, Pct 3	207	1
0005 Campbell Township, Pct 1	276	0
0006 Danby Township, Pct 1	225	1
0007 Easton Township, Pct 1	216	0
0008 Easton Township, Pct 2	154	3
0009 Ionia Township, Pct 1	289	3
0010 Keene Township, Pct 1	195	1
0011 Lyons Township, Pct 1	86	1
0012 Lyons Township, Pct 2	143	0
0013 Lyons Township, Pct 3	66	1
0014 North Plains Twp, Pct 1	78	0
0015 Odessa Township, Pct 1	152	2
0016 Odessa Township, Pct 2	240	1
0017 Orange Township, Pct 1	141	1
0018 Orleans Township, Pct 1	217	5
0019 Otisco Township, Pct 1	286	4
0020 Portland Township, Pct 1	240	1
0021 Ronald Township, Pct 1	220	1
0022 Sebawa Township, Pct 1	124	1
0023 City of Belding, Pct 1	158	0
0024 City of Belding, Pct 2	113	1
0025 City of Belding, Pct 3	107	0
0026 City of Ionia, W1, Pct 1	89	0
0027 City of Ionia, W2, Pct 2	68	0
0028 City of Ionia, W3, Pct 3	115	1
0029 City of Ionia, W4, Pct 4	99	1
0030 City of Portland, Pct 1	139	1
0031 City of Portland, Pct 2	236	4

REPRESENTATIVE IN CONGRESS

Vote for not more than 1

01 = Douglas Smith

02 = WRITE-IN

VOTES PERCENT

1,073 99.81
2 .19

	01	02
0001 Berlin Township, Pct 1	26	0
0002 Boston Township, Pct 1	48	0
0003 Boston Township, Pct 2	19	0
0004 Boston Township, Pct 3	28	1
0005 Campbell Township, Pct 1	32	0
0006 Danby Township, Pct 1	55	0
0007 Easton Township, Pct 1	20	0
0008 Easton Township, Pct 2	37	0
0009 Ionia Township, Pct 1	84	0
0010 Keene Township, Pct 1	30	0
0011 Lyons Township, Pct 1	26	0
0012 Lyons Township, Pct 2	19	0
0013 Lyons Township, Pct 3	22	0
0014 North Plains Twp, Pct 1	34	0
0015 Odessa Township, Pct 1	47	1
0016 Odessa Township, Pct 2	30	0
0017 Orange Township, Pct 1	7	0
0018 Orleans Township, Pct 1	32	0
0019 Otisco Township, Pct 1	52	0
0020 Portland Township, Pct 1	54	0
0021 Ronald Township, Pct 1	38	0
0022 Sebewa Township, Pct 1	14	0
0023 City of Belding, Pct 1	15	0
0024 City of Belding, Pct 2	37	0
0025 City of Belding, Pct 3	35	0
0026 City of Ionia, W1, Pct 1	34	0
0027 City of Ionia, W2, Pct 2	18	0
0028 City of Ionia, W3, Pct 3	26	0
0029 City of Ionia, W4, Pct 4	28	0
0030 City of Portland, Pct 1	59	0
0031 City of Portland, Pct 2	67	0

							VOTES	PERCENT			VOTES	PERCENT		
REPRESENTATIVE IN STATE LEGISLATURE 86TH DISTRICT														
Vote for not more than 1														
01 = Thomas A. Albert							807	36.30	04 = Bartholomew J. Lower		494	22.22		
02 = Katherine Henry							600	26.99	05 = Matthew VanderWerff		82	3.69		
03 = Jeffrey W. Johnson							234	10.53	06 = WRITE-IN		6	.27		

							01	02	03	04	05	06		

0007 Easton Township, Pct 1							78	71	22	66	8	0		
0008 Easton Township, Pct 2							33	62	17	57	7	0		
0009 Ionia Township, Pct 1							78	78	48	107	18	2		
0018 Orleans Township, Pct 1							103	76	17	37	7	1		
0019 Otisco Township, Pct 1							201	69	39	16	14	0		
0023 City of Belding, Pct 1							93	42	24	15	4	0		
0024 City of Belding, Pct 2							65	41	13	6	2	0		
0025 City of Belding, Pct 3							73	31	8	10	2	0		
0026 City of Ionia, W1, Pct 1							23	26	8	49	4	0		
0027 City of Ionia, W2, Pct 2							15	27	10	34	3	1		
0028 City of Ionia, W3, Pct 3							24	40	16	54	10	0		
0029 City of Ionia, W4, Pct 4							21	37	12	43	3	2		

REPRESENTATIVE IN STATE LEGISLATURE 86TH DISTRICT

	VOTES	PERCENT
Vote for not more than 1		
01 = Lynn Mason	441	99.77
02 = WRITE-IN	1	.23

	01	02
0007 Easton Township, Pct 1	20	0
0008 Easton Township, Pct 2	37	0
0009 Ionia Township, Pct 1	90	0
0018 Orleans Township, Pct 1	34	0
0019 Otisco Township, Pct 1	54	0
0023 City of Belding, Pct 1	17	0
0024 City of Belding, Pct 2	41	0
0025 City of Belding, Pct 3	38	0
0026 City of Ionia, W1, Pct 1	36	0
0027 City of Ionia, W2, Pct 2	18	0
0028 City of Ionia, W3, Pct 3	27	0
0029 City of Ionia, W4, Pct 4	29	1

REPRESENTATIVE IN STATE LEGISLATURE 87TH DISTRICT

	VOTES	PERCENT
Vote for not more than 1		
01 = Julie Calley	3,566	99.28
02 = WRITE-IN	26	.72

	01	02
0001 Berlin Township, Pct 1	265	2
0002 Boston Township, Pct 1	330	2
0003 Boston Township, Pct 2	218	0
0004 Boston Township, Pct 3	202	2
0005 Campbell Township, Pct 1	268	0
0006 Danby Township, Pct 1	227	3
0010 Keene Township, Pct 1	189	0
0011 Lyons Township, Pct 1	91	0
0012 Lyons Township, Pct 2	141	1
0013 Lyons Township, Pct 3	69	1
0014 North Plains Twp, Pct 1	73	0
0015 Odessa Township, Pct 1	160	1
0016 Odessa Township, Pct 2	241	0
0017 Orange Township, Pct 1	140	1
0020 Portland Township, Pct 1	238	4
0021 Ronald Township, Pct 1	207	4
0022 Sebewa Township, Pct 1	124	1
0030 City of Portland, Pct 1	138	1
0031 City of Portland, Pct 2	245	3

REPRESENTATIVE IN STATE LEGISLATURE 87TH DISTRICT

	VOTES	PERCENT
Vote for not more than 1		
01 = Eric Anderson	639	99.53
02 = WRITE-IN	3	.47

	01	02
0001 Berlin Township, Pct 1	26	0
0002 Boston Township, Pct 1	46	0
0003 Boston Township, Pct 2	15	0
0004 Boston Township, Pct 3	29	1
0005 Campbell Township, Pct 1	31	0
0006 Danby Township, Pct 1	51	0
0010 Keene Township, Pct 1	29	0
0011 Lyons Township, Pct 1	25	1
0012 Lyons Township, Pct 2	19	0
0013 Lyons Township, Pct 3	22	0
0014 North Plains Twp, Pct 1	33	0
0015 Odessa Township, Pct 1	47	1
0016 Odessa Township, Pct 2	28	0
0017 Orange Township, Pct 1	7	0
0020 Portland Township, Pct 1	54	0
0021 Ronald Township, Pct 1	38	0
0022 Sebewa Township, Pct 1	13	0
0030 City of Portland, Pct 1	59	0
0031 City of Portland, Pct 2	67	0

NUMBERED KEY CANVASS

RUN DATE:08/03/16 04:59 PM

IONIA COUNTY
2016 PRIMARY ELECTION
AUGUST 2, 2016

OFFICIAL RESULTS

REPORT-EL52 PAGE 0002

JUDGE OF CIRCUIT COURT

VOTES PERCENT

VOTES PERCENT

Vote for not more than 1

01 = Ronald L. Finegood

02 = Ronald J. Schafer

570 9.58
4,284 71.96

03 = Monica J. Tissue-Daws
04 = WRITE-IN

1,077 18.09
22 .37

	01	02	03	04
0001 Berlin Township, Pct 1	31	184	34	0
0002 Boston Township, Pct 1	25	238	56	2
0003 Boston Township, Pct 2	20	135	34	6
0004 Boston Township, Pct 3	27	106	39	1
0005 Campbell Township, Pct 1	32	178	39	0
0006 Danby Township, Pct 1	20	195	32	0
0007 Easton Township, Pct 1	29	161	38	0
0008 Easton Township, Pct 2	19	127	43	1
0009 Ionia Township, Pct 1	32	301	65	3
0010 Keene Township, Pct 1	17	122	43	0
0011 Lyons Township, Pct 1	6	93	14	0
0012 Lyons Township, Pct 2	4	131	23	1
0013 Lyons Township, Pct 3	6	51	9	0
0014 North Plains Twp, Pct 1	7	82	20	0
0015 Odessa Township, Pct 1	14	115	32	2
0016 Odessa Township, Pct 2	19	163	26	0
0017 Orange Township, Pct 1	11	107	20	1
0018 Orleans Township, Pct 1	28	147	43	1
0019 Otisco Township, Pct 1	33	200	91	1
0020 Portland Township, Pct 1	16	219	36	2
0021 Ronald Township, Pct 1	22	167	56	0
0022 Sebewa Township, Pct 1	10	97	21	1
0023 City of Belding, Pct 1	14	116	28	0
0024 City of Belding, Pct 2	26	69	40	0
0025 City of Belding, Pct 3	12	85	40	0
0026 City of Ionia, W1, Pct 1	17	99	16	0
0027 City of Ionia, W2, Pct 2	9	63	23	0
0028 City of Ionia, W3, Pct 3	16	109	29	0
0029 City of Ionia, W4, Pct 4	19	96	25	0
0030 City of Portland, Pct 1	7	118	28	0
0031 City of Portland, Pct 2	22	210	34	0

PROSECUTING ATTORNEY

Vote for not more than 1

01 = Kyle Butler

02 = Walter J. Downes

VOTES PERCENT

VOTES PERCENT

3,632 60.73

2,340 39.12

03 = WRITE-IN

9

.15

	01	02	03
--	----	----	----

0001 Berlin Township, Pct 1	181	112	0
0002 Boston Township, Pct 1	197	160	0
0003 Boston Township, Pct 2	146	72	0
0004 Boston Township, Pct 3	135	78	1
0005 Campbell Township, Pct 1	176	86	0
0006 Danby Township, Pct 1	145	66	0
0007 Easton Township, Pct 1	139	130	0
0008 Easton Township, Pct 2	94	96	1
0009 Ionia Township, Pct 1	188	179	0
0010 Keene Township, Pct 1	108	85	0
0011 Lyons Township, Pct 1	72	34	0
0012 Lyons Township, Pct 2	60	81	0
0013 Lyons Township, Pct 3	42	32	0
0014 North Plains Twp, Pct 1	49	33	0
0015 Odessa Township, Pct 1	125	39	0
0016 Odessa Township, Pct 2	146	93	0
0017 Orange Township, Pct 1	100	53	0
0018 Orleans Township, Pct 1	139	101	1
0019 Otisco Township, Pct 1	190	107	0
0020 Portland Township, Pct 1	169	86	0
0021 Ronald Township, Pct 1	136	111	2
0022 Sebewa Township, Pct 1	71	53	1
0023 City of Belding, Pct 1	120	45	1
0024 City of Belding, Pct 2	68	39	0
0025 City of Belding, Pct 3	72	45	0
0026 City of Ionia, W1, Pct 1	73	43	1
0027 City of Ionia, W2, Pct 2	51	42	0
0028 City of Ionia, W3, Pct 3	88	69	0
0029 City of Ionia, W4, Pct 4	60	68	1
0030 City of Portland, Pct 1	92	45	0
0031 City of Portland, Pct 2	200	57	0

	VOTES PERCENT			VOTES PERCENT	
Sheriff					
Vote for not more than 1					
01 = Dale A. Miller	3,985	64.58			
02 = Dion Sower	2,180	35.33	03 = WRITE-IN	6	.10
	01	02	03		
0001 Berlin Township, Pct 1	191	111	0		
0002 Boston Township, Pct 1	256	110	1		
0003 Boston Township, Pct 2	165	63	0		
0004 Boston Township, Pct 3	134	90	0		
0005 Campbell Township, Pct 1	227	56	0		
0006 Danby Township, Pct 1	186	38	0		
0007 Easton Township, Pct 1	148	122	0		
0008 Easton Township, Pct 2	122	72	0		
0009 Ionia Township, Pct 1	221	143	0		
0010 Keene Township, Pct 1	125	73	0		
0011 Lyons Township, Pct 1	74	32	0		
0012 Lyons Township, Pct 2	102	37	0		
0013 Lyons Township, Pct 3	50	23	0		
0014 North Plains Twp, Pct 1	56	25	0		
0015 Odessa Township, Pct 1	150	19	0		
0016 Odessa Township, Pct 2	206	50	0		
0017 Orange Township, Pct 1	118	37	1		
0018 Orleans Township, Pct 1	94	157	0		
0019 Otisco Township, Pct 1	125	219	0		
0020 Portland Township, Pct 1	193	69	1		
0021 Ronald Township, Pct 1	153	104	0		
0022 Sebawa Township, Pct 1	107	21	1		
0023 City of Belding, Pct 1	75	104	0		
0024 City of Belding, Pct 2	44	80	0		
0025 City of Belding, Pct 3	44	83	0		
0026 City of Ionia, W1, Pct 1	71	41	0		
0027 City of Ionia, W2, Pct 2	61	33	0		
0028 City of Ionia, W3, Pct 3	93	58	0		
0029 City of Ionia, W4, Pct 4	80	47	0		
0030 City of Portland, Pct 1	105	22	1		
0031 City of Portland, Pct 2	209	41	1		

NUMBERED KEY CANVASS

RUN DATE:08/03/16 04:59 PM

IONIA COUNTY
2016 PRIMARY ELECTION
AUGUST 2, 2016
Republican

OFFICIAL RESULTS

REPORT-EL52

PAGE 0008

CLERK

Vote for not more than 1

01 = Janae K. Cooper

02 = Justin Hengesbach

VOTES PERCENT

VOTES PERCENT

3,736 64.67

2,027 35.09

03 = WRITE-IN

14 .24

01 02 03

0001 Berlin Township, Pct 1	183	84	0
0002 Boston Township, Pct 1	222	107	2
0003 Boston Township, Pct 2	131	79	2
0004 Boston Township, Pct 3	127	77	0
0005 Campbell Township, Pct 1	177	77	0
0006 Danby Township, Pct 1	103	131	0
0007 Easton Township, Pct 1	170	67	0
0008 Easton Township, Pct 2	92	75	1
0009 Ionia Township, Pct 1	232	93	2
0010 Keene Township, Pct 1	117	67	0
0011 Lyons Township, Pct 1	56	40	0
0012 Lyons Township, Pct 2	67	75	0
0013 Lyons Township, Pct 3	49	19	1
0014 North Plains Twp, Pct 1	66	18	0
0015 Odessa Township, Pct 1	122	37	1
0016 Odessa Township, Pct 2	164	70	0
0017 Orange Township, Pct 1	95	54	0
0018 Orleans Township, Pct 1	160	74	0
0019 Otisco Township, Pct 1	227	77	1
0020 Portland Township, Pct 1	118	146	0
0021 Ronald Township, Pct 1	182	61	0
0022 Sebewa Township, Pct 1	63	53	1
0023 City of Belding, Pct 1	129	35	1
0024 City of Belding, Pct 2	79	30	0
0025 City of Belding, Pct 3	94	26	0
0026 City of Ionia, W1, Pct 1	83	24	1
0027 City of Ionia, W2, Pct 2	63	27	0
0028 City of Ionia, W3, Pct 3	102	43	0
0029 City of Ionia, W4, Pct 4	90	30	1
0030 City of Portland, Pct 1	44	97	0
0031 City of Portland, Pct 2	129	134	0

TREASURER

Vote for not more than 1

01 = Judith A. Clark

02 = WRITE-IN

VOTES PERCENT

5,234	99.56
23	.44

	01	02
0001 Berlin Township, Pct 1	256	0
0002 Boston Township, Pct 1	333	2
0003 Boston Township, Pct 2	202	1
0004 Boston Township, Pct 3	194	1
0005 Campbell Township, Pct 1	256	0
0006 Danby Township, Pct 1	202	0
0007 Easton Township, Pct 1	204	1
0008 Easton Township, Pct 2	155	2
0009 Ionia Township, Pct 1	282	2
0010 Keene Township, Pct 1	174	0
0011 Lyons Township, Pct 1	85	0
0012 Lyons Township, Pct 2	135	0
0013 Lyons Township, Pct 3	57	2
0014 North Plains Twp, Pct 1	75	0
0015 Odessa Township, Pct 1	154	1
0016 Odessa Township, Pct 2	225	0
0017 Orange Township, Pct 1	139	0
0018 Orleans Township, Pct 1	195	2
0019 Otisco Township, Pct 1	270	2
0020 Portland Township, Pct 1	233	1
0021 Ronald Township, Pct 1	218	1
0022 Sebewa Township, Pct 1	113	1
0023 City of Belding, Pct 1	144	0
0024 City of Belding, Pct 2	94	1
0025 City of Belding, Pct 3	103	0
0026 City of Ionia, W1, Pct 1	92	0
0027 City of Ionia, W2, Pct 2	74	1
0028 City of Ionia, W3, Pct 3	118	1
0029 City of Ionia, W4, Pct 4	98	1
0030 City of Portland, Pct 1	121	0
0031 City of Portland, Pct 2	233	0

VOTES PERCENT

REGISTER OF DEEDS

Vote for not more than 1

01 = Diane M. Adams

02 = WRITE-IN

 5,276 99.66
 18 .34

 01 02

0001 Berlin Township, Pct 1	261	1
0002 Boston Township, Pct 1	346	0
0003 Boston Township, Pct 2	205	0
0004 Boston Township, Pct 3	199	0
0005 Campbell Township, Pct 1	255	0
0006 Danby Township, Pct 1	202	0
0007 Easton Township, Pct 1	213	1
0008 Easton Township, Pct 2	155	1
0009 Ionia Township, Pct 1	284	5
0010 Keene Township, Pct 1	178	0
0011 Lyons Township, Pct 1	84	0
0012 Lyons Township, Pct 2	132	0
0013 Lyons Township, Pct 3	58	2
0014 North Plains Twp, Pct 1	76	0
0015 Odessa Township, Pct 1	154	0
0016 Odessa Township, Pct 2	224	0
0017 Orange Township, Pct 1	130	0
0018 Orleans Township, Pct 1	197	1
0019 Otisco Township, Pct 1	273	3
0020 Portland Township, Pct 1	234	0
0021 Ronald Township, Pct 1	222	0
0022 Sebewa Township, Pct 1	118	1
0023 City of Belding, Pct 1	139	0
0024 City of Belding, Pct 2	94	1
0025 City of Belding, Pct 3	104	0
0026 City of Ionia, W1, Pct 1	94	0
0027 City of Ionia, W2, Pct 2	73	0
0028 City of Ionia, W3, Pct 3	123	1
0029 City of Ionia, W4, Pct 4	99	1
0030 City of Portland, Pct 1	122	0
0031 City of Portland, Pct 2	228	0

DRAIN COMMISSIONER

VOTES PERCENT

VOTES PERCENT

Vote for not more than 1

01 = Kevin L. Beutler

02 = Jim Newburry

 1,598 28.55
 920 16.44

03 = Robert J. Rose

04 = WRITE-IN

 3,067 54.80
 12 .21

	01	02	03	04
0001 Berlin Township, Pct 1	72	40	169	0
0002 Boston Township, Pct 1	42	26	290	1
0003 Boston Township, Pct 2	26	22	177	0
0004 Boston Township, Pct 3	31	21	166	0
0005 Campbell Township, Pct 1	53	39	170	0
0006 Danby Township, Pct 1	68	45	84	1
0007 Easton Township, Pct 1	106	27	120	0
0008 Easton Township, Pct 2	56	26	89	1
0009 Ionia Township, Pct 1	130	35	172	0
0010 Keene Township, Pct 1	26	17	159	0
0011 Lyons Township, Pct 1	35	16	38	0
0012 Lyons Township, Pct 2	24	18	81	0
0013 Lyons Township, Pct 3	37	8	14	2
0014 North Plains Twp, Pct 1	28	24	28	0
0015 Odessa Township, Pct 1	23	16	113	1
0016 Odessa Township, Pct 2	52	32	142	0
0017 Orange Township, Pct 1	29	28	93	0
0018 Orleans Township, Pct 1	72	39	104	1
0019 Otisco Township, Pct 1	80	90	119	0
0020 Portland Township, Pct 1	57	52	111	1
0021 Ronald Township, Pct 1	80	38	118	1
0022 Sebewa Township, Pct 1	28	23	67	1
0023 City of Belding, Pct 1	31	47	71	0
0024 City of Belding, Pct 2	28	23	47	0
0025 City of Belding, Pct 3	41	32	33	0
0026 City of Ionia, W1, Pct 1	44	15	44	1
0027 City of Ionia, W2, Pct 2	41	9	33	0
0028 City of Ionia, W3, Pct 3	68	12	60	0
0029 City of Ionia, W4, Pct 4	53	15	46	1
0030 City of Portland, Pct 1	40	32	46	0
0031 City of Portland, Pct 2	97	53	63	0

County Commissioner 2ND DISTRICT

VOTES PERCENT

Vote for not more than 1

01 = Larry Tiejema

02 = WRITE-IN

1,034 99.61
4 .39-----
01 02

0002 Boston Township, Pct 1	348	1
0003 Boston Township, Pct 2	205	1
0004 Boston Township, Pct 3	207	1
0007 Easton Township, Pct 1	48	0
0008 Easton Township, Pct 2	48	0
0010 Keene Township, Pct 1	178	1

County Commissioner 3RD DISTRICT

Vote for not more than 1

01 = James L. Banks

02 = WRITE-IN

VOTES PERCENT

851 99.53

4 .47

	01	02
--	----	----

0001 Berlin Township, Pct 1	240	2
0005 Campbell Township, Pct 1	244	0
0015 Odessa Township, Pct 1	148	2
0016 Odessa Township, Pct 2	219	0

County Commissioner 4TH DISTRICT

Vote for not more than 1

01 = WRITE-IN

VOTES PERCENT

22 100.00

01

0007 Easton Township, Pct 1	4
0008 Easton Township, Pct 2	4
0026 City of Ionia, W1, Pct 1	4
0027 City of Ionia, W2, Pct 2	3
0028 City of Ionia, W3, Pct 3	3
0029 City of Ionia, W4, Pct 4	4

County Commissioner 5TH DISTRICT

Vote for not more than 1

01 = Scott Wirtz

02 = WRITE-IN

VOTES PERCENT

675 99.26
5 .74

01 02

0009 Ionia Township, Pct 1	282	2
0018 Orleans Township, Pct 1	169	1
0021 Ronald Township, Pct 1	224	2

County Commissioner 6TH DISTRICT

Vote for not more than 1

01 = Jack L. Shattuck

02 = WRITE-IN

VOTES PERCENT

694 99.57
3 .43

01 02

0011 Lyons Township, Pct 1	84	0
0012 Lyons Township, Pct 2	129	0
0013 Lyons Township, Pct 3	58	1
0014 North Plains Twp, Pct 1	75	0
0017 Orange Township, Pct 1	138	2
0020 Portland Township, Pct 1	210	0

County Commissioner 7TH DISTRICT
Vote for not more than 1.
01 = Jonathan E. Bair
02 = Georgia Richardson Sharp

VOTES PERCENT

VOTES PERCENT

284 38.38
455 61.49 03 = WRITE-IN

1 .14

01 02 03

0006 Danby Township, Pct 1	83	137	0
0020 Portland Township, Pct 1	13	25	0
0022 Sebewa Township, Pct 1	39	71	1
0030 City of Portland, Pct 1	44	83	0
0031 City of Portland, Pct 2	105	139	0

County Commissioner 1ST DISTRICT

VOTES PERCENT

Vote for not more than 1

01 = David R. Hodges

02 = WRITE-IN

634	98.75
8	1.25

01 02

0018 Orleans Township, Pct 1

25	1
----	---

0019 Otisco Township, Pct 1

273	3
-----	---

0023 City of Belding, Pct 1

139	1
-----	---

0024 City of Belding, Pct 2

96	3
----	---

0025 City of Belding, Pct 3

101	0
-----	---

NUMBERED KEY CANVASS

RUN DATE:08/03/16 04:59 PM

IONIA COUNTY
2016 PRIMARY ELECTION
AUGUST 2, 2016
Republican

OFFICIAL RESULTS

REPORT-EL52

PAGE 0019

SUPERVISOR BERLIN TOWNSHIP

VOTES PERCENT

Vote for not more than 1

01 = Robert Bennett

254 99.61

02 = WRITE-IN

1 .39

01 02

0001 Berlin Township, Pct 1

254 1

SUPERVISOR BOSTON TOWNSHIP
Vote for not more than 1
01 = Dennis G. Bowen
02 = Joe Stuck

VOTES PERCENT

VOTES PERCENT

503 58.62
193 22.49

03 = Roger Vander Molen
04 = WRITE-IN

162 18.88
0

	01	02	03	04
0002 Boston Township, Pct 1	223	93	66	0
0003 Boston Township, Pct 2	150	44	46	0
0004 Boston Township, Pct 3	130	56	50	0

NUMBERED KEY CANVASS

RUN DATE:08/03/16 04:59 PM

IONIA COUNTY
2016 PRIMARY ELECTION
AUGUST 2, 2016
Republican

OFFICIAL RESULTS

REPORT-EL52 PAGE 0021

SUPERVISOR CAMPBELL TOWNSHIP

Vote for not more than 1

01 = Brian Thompson

02 = WRITE-IN

VOTES PERCENT

257 100.00
0

01 02

0005 Campbell Township, Pct 1

257 0

NUMBERED KEY CANVASS

RUN DATE:08/03/16 04:59 PM

IONIA COUNTY
2016 PRIMARY ELECTION
AUGUST 2, 2016
Republican

OFFICIAL RESULTS

REPORT-EL52

PAGE 0022

SUPERVISOR DANBY TOWNSHIP

Vote for not more than 1

01 = Daniel R. Platte

02 = WRITE-IN

VOTES PERCENT

208 100.00
0

01 02

0006 Danby Township, Pct 1

208 0

SUPERVISOR EASTON TOWNSHIP
Vote for not more than 1
01 = Bill Patton
02 = WRITE-IN

VOTES PERCENT

347 99.43
2 .57

	01 02	

0007 Easton Township, Pct 1	199	0
0008 Easton Township, Pct 2	148	2

NUMBERED KEY CANVASS

RUN DATE:08/03/16 04:59 PM

IONIA COUNTY
2016 PRIMARY ELECTION
AUGUST 2, 2016
Republican

OFFICIAL RESULTS

REPORT-EL52

PAGE 0024

SUPERVISOR IONIA TOWNSHIP
Vote for not more than 1
01 = Mark Robert Barna
02 = WRITE-IN

VOTES PERCENT

215	97.29
6	2.71

01 02

0009 Ionia Township, Pct 1

215 6

NUMBERED KEY CANVASS

RUN DATE:08/03/16 04:59 PM

IONIA COUNTY
2016 PRIMARY ELECTION
AUGUST 2, 2016
Republican

OFFICIAL RESULTS

REPORT-EL52

PAGE 0025

SUPERVISOR KEENE TOWNSHIP
Vote for not more than 1
01 = Robert W. Simpson
02 = WRITE-IN

VOTES PERCENT

189 100.00
0

01 02

0010 Keene Township, Pct 1

189 0

SUPERVISOR LYONS TOWNSHIP
Vote for not more than 1
01 = Charles L. Babcock
02 = WRITE-IN

VOTES PERCENT

	259	98.85
	3	1.15

01	02	

0011 Lyons Township, Pct 1	75	1
0012 Lyons Township, Pct 2	128	0
0013 Lyons Township, Pct 3	56	2

NUMBERED KEY CANVASS

RUN DATE:08/03/16 04:59 PM

IONIA COUNTY
2016 PRIMARY ELECTION
AUGUST 2, 2016
Republican

OFFICIAL RESULTS

REPORT-EL52

PAGE 0027

SUPERVISOR NORTH PLAINS TOWNSHIP

Vote for not more than 1

01 = WRITE-IN

VOTES PERCENT

11 100.00

01

0014 North Plains Twp, Pct 1

11

NUMBERED KEY CANVASS

RUN DATE:08/03/16 04:59 PM

IONIA COUNTY
2016 PRIMARY ELECTION
AUGUST 2, 2016
Republican

OFFICIAL RESULTS

REPORT-EL52

PAGE 0028

SUPERVISOR ODESSA TOWNSHIP

Vote for not more than 1

01 = David W. Bulling

02 = WRITE-IN

VOTES PERCENT

397 100.00
0

01 02

0015 Odessa Township, Pct 1

159 0

0016 Odessa Township, Pct 2

238 0

SUPERVISOR ORANGE TOWNSHIP

VOTES PERCENT

Vote for not more than 1

01 = Tom Green

135 98.54

02 = WRITE-IN

2 1.46

01 02

0017 Orange Township, Pct 1

135 2

NUMBERED KEY CANVASS

RUN DATE:08/03/16 04:59 PM

IONIA COUNTY
2016 PRIMARY ELECTION
AUGUST 2, 2016
Republican

OFFICIAL RESULTS

REPORT-EL52

PAGE 0030

SUPERVISOR ORLEANS TOWNSHIP

VOTES PERCENT

Vote for not more than 1

01 = Jim Patrick

199 99.50

02 = WRITE-IN

1 .50

01 02

0018 Orleans Township, Pct 1

199 1

NUMBERED KEY CANVASS

RUN DATE:08/03/16 04:59 PM

IONIA COUNTY
2016 PRIMARY ELECTION
AUGUST 2, 2016
Republican

OFFICIAL RESULTS

REPORT-EL52

PAGE 0031

SUPERVISOR OTISCO TOWNSHIP

Vote for not more than 1

01 = Joseph F. Daller

02 = WRITE-IN

VOTES PERCENT

293	99.66
1	.34

01	02

0019 Otisco Township, Pct 1

293	1
-----	---

NUMBERED KEY CANVASS

RUN DATE:08/03/16 04:59 PM

IONIA COUNTY
2016 PRIMARY ELECTION
AUGUST 2, 2016
Republican

OFFICIAL RESULTS

REPORT-EL52

PAGE 0032

SUPERVISOR PORTLAND TOWNSHIP

Vote for not more than 1

01 = WRITE-IN

VOTES PERCENT

6 100.00

01

0020 Portland Township, Pct 1

6

SUPERVISOR RONALD TOWNSHIP

Vote for not more than 1

01 = Michael Blood

02 = WRITE-IN

VOTES PERCENT

218	99.09
2	.91

-----	01	02

0021 Ronald Township, Pct 1

218	2
-----	---

NUMBERED KEY CANVASS

RUN DATE:08/03/16 04:59 PM

IONIA COUNTY
2016 PRIMARY ELECTION
AUGUST 2, 2016
Republican

OFFICIAL RESULTS

REPORT-EL52

PAGE 0034

SUPERVISOR SEBEWA TOWNSHIP
Vote for not more than 1
01 = David L. Daniels
02 = John G. Piercefield

VOTES PERCENT

VOTES PERCENT

27 21.09
101 78.91 03 = WRITE-IN

0

01 02 03

0022 Sebewa Township, Pct 1

27 101 0

NUMBERED KEY CANVASS

RUN DATE:08/03/16 04:59 PM

IONIA COUNTY
2016 PRIMARY ELECTION
AUGUST 2, 2016
Republican

OFFICIAL RESULTS

REPORT-EL52

PAGE 0035

CLERK BERLIN TOWNSHIP

VOTES PERCENT

Vote for not more than 1

01 = Kathryn S. Adams

02 = WRITE-IN

246 99.19

2 .81

01 02

0001 Berlin Township, Pct 1

246 2

NUMBERED KEY CANVASS

RUN DATE:08/03/16 04:59 PM

IONIA COUNTY
2016 PRIMARY ELECTION
AUGUST 2, 2016
Republican

OFFICIAL RESULTS

REPORT-EL52

PAGE 0036

CLERK BOSTON TOWNSHIP

VOTES PERCENT

VOTES PERCENT

Vote for not more than 1

01 = Robin Brinkman Hayden

02 = Beth L. Van Prooyen

393 49.19

405 50.69

03 = WRITE-IN

1 .13

01 02 03

0002 Boston Township, Pct 1

192 170 1

0003 Boston Township, Pct 2

91 129 0

0004 Boston Township, Pct 3

110 106 0

NUMBERED KEY CANVASS

RUN DATE:08/03/16 04:59 PM

IDNIA COUNTY
2016 PRIMARY ELECTION
AUGUST 2, 2016
Republican

OFFICIAL RESULTS

REPORT-EL52

PAGE 0037

CLERK CAMPBELL TOWNSHIP

Vote for not more than 1

01 = Marshann Ludema

02 = WRITE-IN

VOTES PERCENT

261 100.00

0

01 02

0005 Campbell Township, Pct 1

261 0

NUMBERED KEY CANVASS

RUN DATE:08/03/16 04:59 PM

IONIA COUNTY
2016 PRIMARY ELECTION
AUGUST 2, 2016
Republican

OFFICIAL RESULTS

REPORT-EL52

PAGE 0038

CLERK DANBY TOWNSHIP

VOTES PERCENT

Vote for not more than 1

01 = Kristina Platte

02 = WRITE-IN

205 100.00

0

01 02

0006 Danby Township, Pct 1

205 0

NUMBERED KEY CANVASS

RUN DATE:08/03/16 04:59 PM

IONIA COUNTY
2016 PRIMARY ELECTION
AUGUST 2, 2016
Republican

OFFICIAL RESULTS

REPORT-EL52

PAGE 0039

CLERK EASTON TOWNSHIP

VOTES PERCENT

Vote for not more than 1

13 100.00

01 = WRITE-IN

01

0007 Easton Township, Pct 1

9

0008 Easton Township, Pct 2

4

NUMBERED KEY CANVASS

RUN DATE:08/03/16 04:59 PM

IONIA COUNTY
2016 PRIMARY ELECTION
AUGUST 2, 2016
Republican

OFFICIAL RESULTS

REPORT-EL52

PAGE 0040

CLERK IONIA TOWNSHIP

Vote for not more than 1

01 = Jim Buxton

02 = WRITE-IN

VOTES PERCENT

230 98.71

3 1.29

01 02

0009 Ionia Township, Pct 1

230 3

NUMBERED KEY CANVASS

RUN DATE:08/03/16 04:59 PM

IONIA COUNTY
2016 PRIMARY ELECTION
AUGUST 2, 2016
Republican

OFFICIAL RESULTS

REPORT-EL52

PAGE 0041

CLERK KEENE TOWNSHIP

VOTES PERCENT

Vote for not more than 1

01 = Nancy Feuerstein

02 = WRITE-IN

181 100.00

0

01 02

0010 Keene Township, Pct 1

181 0

CLERK LYONS TOWNSHIP

VOTES PERCENT

Vote for not more than 1

01 = Julia A. Heckman

02 = WRITE-IN

276 99.28

2 .72

01 02

0011 Lyons Township, Pct 1

76 1

0012 Lyons Township, Pct 2

141 0

0013 Lyons Township, Pct 3

59 1

NUMBERED KEY CANVASS

RUN DATE:08/03/16 04:59 PM

IONIA COUNTY
2016 PRIMARY ELECTION
AUGUST 2, 2016
Republican

OFFICIAL RESULTS

REPORT-EL52

PAGE 0043

CLERK NORTH PLAINS TOWNSHIP
Vote for not more than 1
01 = WRITE-IN

VOTES PERCENT

11 100.00

01

0014 North Plains Twp, Pct 1

11

NUMBERED KEY CANVASS

RUN DATE:08/03/16 04:59 PM

IONIA COUNTY
2016 PRIMARY ELECTION
AUGUST 2, 2016
Republican

OFFICIAL RESULTS

REPORT-EL52

PAGE 0044

CLERK ODESSA TOWNSHIP

Vote for not more than 1

01 = Lisa K. Williams

02 = WRITE-IN

VOTES PERCENT

396 100.00
0

01 02

0015 Odessa Township, Pct 1

160 0

0016 Odessa Township, Pct 2

236 0

NUMBERED KEY CANVASS

RUN DATE:08/03/16 04:59 PM

IONIA COUNTY
2016 PRIMARY ELECTION
AUGUST 2, 2016
Republican

OFFICIAL RESULTS

REPORT-EL52

PAGE 0045

CLERK ORANGE TOWNSHIP

VOTES PERCENT

Vote for not more than 1

01 = Linn Plett

02 = WRITE-IN

137 99.28

1 .72

01 02

0017 Orange Township, Pct 1

137 1

NUMBERED KEY CANVASS

RUN DATE:08/03/16 04:59 PM

IONIA COUNTY
2016 PRIMARY ELECTION
AUGUST 2, 2016
Republican

OFFICIAL RESULTS

REPORT-EL52

PAGE 0046

CLERK ORLEANS TOWNSHIP

Vote for not more than 1

01 = Ellie Groom

02 = WRITE-IN

VOTES PERCENT

205	99.51
1	.49

01 02

0018 Orleans Township, Pct 1

205 1

NUMBERED KEY CANVASS

RUN DATE:08/03/16 04:59 PM

IONIA COUNTY
2016 PRIMARY ELECTION
AUGUST 2, 2016
Republican

OFFICIAL RESULTS

REPORT-EL52

PAGE 0047

CLERK OTISCO TOWNSHIP

Vote for not more than 1

01 = Lynda K. Sower

02 = Regina Trann

VOTES PERCENT

VOTES PERCENT

233 67.54

112 32.46

03 = WRITE-IN

0

01 02 03

0019 Otisco Township, Pct 1

233 112 0

NUMBERED KEY CANVASS

RUN DATE:08/03/16 04:59 PM

IONIA COUNTY
2016 PRIMARY ELECTION
AUGUST 2, 2016
Republican

OFFICIAL RESULTS

REPORT-EL52

PAGE 0048

CLERK PORTLAND TOWNSHIP

Vote for not more than 1

01 = Charlene Keilen

02 = WRITE-IN

VOTES PERCENT

223 100.00

0

01 02

0020 Portland Township, Pct 1

223 0

NUMBERED KEY CANVASS

RUN DATE:08/03/16 04:59 PM

IONIA COUNTY
2016 PRIMARY ELECTION
AUGUST 2, 2016
Republican

OFFICIAL RESULTS

REPORT-EL52

PAGE 0049

CLERK RONALD TOWNSHIP

Vote for not more than 1

01 = Arthur Pelon

02 = WRITE-IN

VOTES PERCENT

227 99.56

1 .44

01 02

0021 Ronald Township, Pct 1

227 1

NUMBERED KEY CANVASS

RUN DATE:08/03/16 04:59 PM

IONIA COUNTY
2016 PRIMARY ELECTION
AUGUST 2, 2016
Republican

OFFICIAL RESULTS

REPORT-EL52

PAGE 0050

CLERK SEBEWA TOWNSHIP

VOTES PERCENT

Vote for not more than 1

01 = Marcia J. Lewis

02 = WRITE-IN

116 100.00

0

01 02

0022 Sebewa Township, Pct 1

116 0

NUMBERED KEY CANVASS

RUN DATE:08/03/16 04:59 PM

IONIA COUNTY
2016 PRIMARY ELECTION
AUGUST 2, 2016
Republican

OFFICIAL RESULTS

REPORT-EL52

PAGE 0051

TREASURER BERLIN TOWNSHIP

VOTES PERCENT

Vote for not more than 1

01 = Marilyn Palmer

02 = WRITE-IN

264 99.62

1 .38

01 02

0001 Berlin Township, Pct 1.

264 1

NUMBERED KEY CANVASS

RUN DATE:08/03/16 04:59 PM

IONIA COUNTY
2016 PRIMARY ELECTION
AUGUST 2, 2016
Republican

OFFICIAL RESULTS

REPORT-EL52

PAGE 0052

TREASURER BOSTON TOWNSHIP

VOTES PERCENT

Vote for not more than 1

01 = Mary Trierweiler Lamphere

02 = WRITE-IN

769 99.74

2 .26

01 02

0002 Boston Township, Pct 1 350 1

0003 Boston Township, Pct 2 215 1

0004 Boston Township, Pct 3 204 0

NUMBERED KEY CANVASS

RUN DATE:08/03/16 04:59 PM

IONIA COUNTY
2016 PRIMARY ELECTION
AUGUST 2, 2016
Republican

OFFICIAL RESULTS

REPORT-EL52

PAGE 0053

TREASURER CAMPBELL TOWNSHIP

Vote for not more than 1

01 = Linda Willison

02 = WRITE-IN

VOTES PERCENT

252 100.00

0

01 02

0005 Campbell Township, Pct 1

252 0

NUMBERED KEY CANVASS

RUN DATE:08/03/16 04:59 PM

IONIA COUNTY
2016 PRIMARY ELECTION
AUGUST 2, 2016
Republican

OFFICIAL RESULTS

REPORT-EL52

PAGE 0054

TREASURER DANBY TOWNSHIP

VOTES PERCENT

Vote for not more than 1

01 = Elizabeth C. Kolarik

02 = WRITE-IN

216 100.00

0

01 02

0006 Danby Township, Pct 1

216 0

NUMBERED KEY CANVASS

RUN DATE:08/03/16 04:59 PM

IONIA COUNTY
2016 PRIMARY ELECTION
AUGUST 2, 2016
Republican

OFFICIAL RESULTS

REPORT-EL52

PAGE 0055

TREASURER EASTON TOWNSHIP

Vote for not more than 1

01 = Brian D. Bowerman

02 = Tracie Dinehart Shindorf

VOTES PERCENT

VOTES PERCENT

225 47.97

244 52.03

03 = WRITE-IN

0

01 02 03

0007 Easton Township, Pct 1

133 144 0

0008 Easton Township, Pct 2

92 100 0

NUMBERED KEY CANVASS

RUN DATE:08/03/16 04:59 PM

IONIA COUNTY
2016 PRIMARY ELECTION
AUGUST 2, 2016
Republican

OFFICIAL RESULTS

REPORT-EL52

PAGE 0056

TREASURER IONIA TOWNSHIP
Vote for not more than 1
01 = Rainy Bennett
02 = Marilyn Harp

VOTES PERCENT

VOTES PERCENT

71 21.13
263 78.27

03 = WRITE-IN

2 .60

01 02 03

0009 Ionia Township, Pct 1

71 263 2

NUMBERED KEY CANVASS

RUN DATE:08/03/16 04:59 PM

IONIA COUNTY
2016 PRIMARY ELECTION
AUGUST 2, 2016
Republican

OFFICIAL RESULTS

REPORT-EL52

PAGE 0057

TREASURER KEENE TOWNSHIP

Vote for not more than 1

01 = Kara Albert

02 = WRITE-IN

VOTES PERCENT

185 100.00
0

01 02

0010 Keene Township, Pct 1

185 0

NUMBERED KEY CANVASS

UN DATE:08/03/16 04:59 PM

IONIA COUNTY
2016 PRIMARY ELECTION
AUGUST 2, 2016
Republican

OFFICIAL RESULTS

REPORT-EL52

PAGE 0058

VOTES PERCENT

TREASURER LYONS TOWNSHIP

Vote for not more than 1

01 = Jill Thelen

02 = WRITE-IN

263 98.87
3 1.13

01 02

0011 Lyons Township, Pct 1
0012 Lyons Township, Pct 2
0013 Lyons Township, Pct 3

70 1
137 0
56 2

NUMBERED KEY CANVASS

RUN DATE:08/03/16 04:59 PM

IONIA COUNTY
2016 PRIMARY ELECTION
AUGUST 2, 2016
Republican

OFFICIAL RESULTS

REPORT-EL52

PAGE 0059

TREASURER NORTH PLAINS TOWNSHIP

Vote for not more than 1

01 = WRITE-IN

VOTES PERCENT

11 100.00

01

0014 North Plains Twp, Pct 1

11

NUMBERED KEY CANVASS

RUN DATE:08/03/16 04:59 PM

IONIA COUNTY
2016 PRIMARY ELECTION
AUGUST 2, 2016
Republican

OFFICIAL RESULTS

REPORT-EL52

PAGE 0060

VOTES PERCENT

TREASURER ODESSA TOWNSHIP

Vote for not more than 1

01 = Sharon L. Rohrbacher

02 = WRITE-IN

389 99.74

1 .26

01 02

0015 Odessa Township, Pct 1

157 1

0016 Odessa Township, Pct 2

232 0

NUMBERED KEY CANVASS

RUN DATE:08/03/16 04:59 PM

IONIA COUNTY
2016 PRIMARY ELECTION
AUGUST 2, 2016
Republican

OFFICIAL RESULTS

REPORT-EL52

PAGE 0061

TREASURER ORANGE TOWNSHIP
Vote for not more than 1
01 = Karla Wittenbach
02 = WRITE-IN

VOTES PERCENT

140 100.00
0

01 02

0017 Orange Township, Pct 1

140 0

NUMBERED KEY CANVASS

RUN DATE:08/03/16 04:59 PM

IONIA COUNTY
2016 PRIMARY ELECTION
AUGUST 2, 2016
Republican

OFFICIAL RESULTS

REPORT-EL52

PAGE 0062

VOTES PERCENT

TREASURER ORLEANS TOWNSHIP

Vote for not more than 1

01 = Joel D. Noe

02 = WRITE-IN

197 98.50

3 1.50

01 02

0018 Orleans Township, Pct 1

197 3

NUMBERED KEY CANVASS

RUN DATE:08/03/16 04:59 PM

IONIA COUNTY
2016 PRIMARY ELECTION
AUGUST 2, 2016
Republican

OFFICIAL RESULTS

REPORT-EL52

PAGE 0063

TREASURER OTISCO TOWNSHIP

Vote for not more than 1

01 = Cara Johnson

02 = WRITE-IN

VOTES PERCENT

258 99.23

2 .77

01 02

0019 Otisco Township, Pct 1

258 2

NUMBERED KEY CANVASS

RUN DATE:08/03/16 04:59 PM

IONIA COUNTY
2016 PRIMARY ELECTION
AUGUST 2, 2016
Republican

OFFICIAL RESULTS

REPORT-EL52

PAGE 0064

TREASURER PORTLAND TOWNSHIP

Vote for not more than 1

01 = Leanne M. Simon

02 = WRITE-IN

VOTES PERCENT

224 100.00
0

01 02

0020 Portland Township, Pct 1

224 0

NUMBERED KEY CANVASS

RUN DATE:08/03/16 04:59 PM

IONIA COUNTY
2016 PRIMARY ELECTION
AUGUST 2, 2016
Republican

OFFICIAL RESULTS

REPORT-EL52

PAGE 0065

TREASURER RONALD TOWNSHIP
Vote for not more than 1
01 = Tamara M. Hartman
02 = WRITE-IN

VOTES PERCENT

222	99.55
1	.45

01	02

0021 Ronald Township, Pct 1

222	1
-----	---

NUMBERED KEY CANVASS

RUN DATE:08/03/16 04:59 PM

IONIA COUNTY
2016 PRIMARY ELECTION
AUGUST 2, 2016
Republican

OFFICIAL RESULTS

REPORT-EL52

PAGE 0066

TREASURER SEBEWA TOWNSHIP

VOTES PERCENT

Vote for not more than 1

01 = Stacy B. Darling

02 = WRITE-IN

124 99.20

1 .80

01 02

0022 Sebewa Township, Pct 1

124 1

NUMBERED KEY CANVASS

RUN DATE:08/03/16 04:59 PM

IONIA COUNTY
2016 PRIMARY ELECTION
AUGUST 2, 2016
Republican

OFFICIAL RESULTS

REPORT-EL52

PAGE 0067

TRUSTEE BERLIN TOWNSHIP

Vote for not more than 2

01 = Gregory W. Droste

02 = WRITE-IN

VOTES PERCENT

246 99.60

1 .40

01 02

0001 Berlin Township, Pct 1

246 1

NUMBERED KEY CANVASS

RUN DATE:08/03/16 04:59 PM

IONIA COUNTY
2016 PRIMARY ELECTION
AUGUST 2, 2016
Republican

OFFICIAL RESULTS

REPORT-EL52

PAGE 0068

TRUSTEE CAMPBELL TOWNSHIP

Vote for not more than 2

01 = Bob Blocher

02 = Dan A. Jackson

03 = Larry Patrick

VOTES PERCENT

124 24.65

130 25.84

132 26.24

04 = Philip L. Roth

05 = Susan Wrubel

06 = WRITE-IN

VOTES PERCENT

43 8.55

74 14.71

0

01 02 03 04 05 06

0005 Campbell Township, Pct 1

124 130 132 43 74 0

NUMBERED KEY CANVASS

RUN DATE:08/03/16 04:59 PM

IONIA COUNTY
2016 PRIMARY ELECTION
AUGUST 2, 2016
Republican

OFFICIAL RESULTS

REPORT-EL52

PAGE 0069

TRUSTEE DANBY TOWNSHIP

Vote for not more than 2

01 = Bill Nurenberg

02 = WRITE-IN

VOTES PERCENT

186 81.58

42 18.42

01 02

0006 Danby Township, Pct 1

186 42

NUMBERED KEY CANVASS

RUN DATE:08/03/16 04:59 PM

IONIA COUNTY
2016 PRIMARY ELECTION
AUGUST 2, 2016
Republican

OFFICIAL RESULTS

REPORT-EL52

PAGE 0070

TRUSTEE EASTON TOWNSHIP

Vote for not more than 2

01 = Don Rittersdorf

02 = WRITE-IN

VOTES PERCENT

345 99.42

2 .58

01 02

0007 Easton Township, Pct 1

202 0

0008 Easton Township, Pct 2

143 2

NUMBERED KEY CANVASS

RUN DATE:08/03/16 04:59 PM

IONIA COUNTY
2016 PRIMARY ELECTION
AUGUST 2, 2016
Republican

OFFICIAL RESULTS

REPORT-EL52

PAGE 0071

TRUSTEE IONIA TOWNSHIP

Vote for not more than 2

01 = Doris M. Hanulcik

02 = Brandon Charles Lange

VOTES PERCENT

173 35.45
112 22.95

03 = Kurt A. Scheurer
04 = WRITE-IN

VOTES PERCENT

200 40.98
3 .61

01 02 03 04

0009 Ionia Township, Pct 1

173 112 200 3

NUMBERED KEY CANVASS

RUN DATE:08/03/16 04:59 PM

IONIA COUNTY
2016 PRIMARY ELECTION
AUGUST 2, 2016
Republican

OFFICIAL RESULTS

REPORT-EL52

PAGE 0072

TRUSTEE KEENE TOWNSHIP

Vote for not more than 2

01 = Harvey Noon

02 = Corey Wojcik

VOTES PERCENT

164 55.22

131 44.11

03 = WRITE-IN

VOTES PERCENT

2 .67

0010 Keene Township, Pct 1

01 02 03

164 131 2

TRUSTEE LYONS TOWNSHIP

Vote for not more than 2

01 = Anthony D. Thelen

02 = WRITE-IN

VOTES PERCENT

265 98.51

4 1.49

01 02

0011 Lyons Township, Pct 1

70 2

0012 Lyons Township, Pct 2

139 0

0013 Lyons Township, Pct 3

56 2

TRUSTEE NORTH PLAINS TOWNSHIP
Vote for not more than 2
01 = WRITE-IN

VOTES PERCENT

15 100.00

01

0014 North Plains Twp, Pct 1 15

NUMBERED KEY CANVASS

RUN DATE:08/03/16 04:59 PM

IONIA COUNTY
2016 PRIMARY ELECTION
AUGUST 2, 2016
Republican

OFFICIAL RESULTS

REPORT-EL52

PAGE 0075

VOTES PERCENT

VOTES PERCENT

TRUSTEE ODESSA TOWNSHIP

Vote for not more than 2

01 = Mark Doane

02 = Von Goodemoot

307 48.12

331 51.88

03 = WRITE-IN

0

01 02 03

0015 Odessa Township, Pct 1

119 146 0

0016 Odessa Township, Pct 2

188 185 0

NUMBERED KEY CANVASS

RUN DATE:08/03/16 04:59 PM

IONIA COUNTY
2016 PRIMARY ELECTION
AUGUST 2, 2016
Republican

OFFICIAL RESULTS

REPORT-EL52

PAGE 0076

VOTES PERCENT

VOTES PERCENT

TRUSTEE ORANGE TOWNSHIP

Vote for not more than 2

01 = Jeffrey Joseph Cody

02 = Wayne DePotty

103 39.02

41 15.53

03 = Josh First

04 = WRITE-IN

119 45.08

1 .38

01 02 03 04

0017 Orange Township, Pct 1

103 41 119 1

NUMBERED KEY CANVASS

RUN DATE:08/03/16 04:59 PM

IONIA COUNTY
2016 PRIMARY ELECTION
AUGUST 2, 2016
Republican

OFFICIAL RESULTS

REPORT-EL52

PAGE 0077

VOTES PERCENT

TRUSTEE ORLEANS TOWNSHIP

Vote for not more than 2

01 = Linda D. Patrick

02 = WRITE-IN

200	99.01
2	.99

01	02
----	----

0018 Orleans Township, Pct 1

200	2
-----	---

NUMBERED KEY CANVASS

RUN DATE:08/03/16 04:59 PM

IONIA COUNTY
2016 PRIMARY ELECTION
AUGUST 2, 2016
Republican

OFFICIAL RESULTS

REPORT-EL52

PAGE 0078

VOTES PERCENT

VOTES PERCENT

TRUSTEE OTISCO TOWNSHIP

Vote for not more than 2

01 = Ben Oatley

02 = Dan Zeigler

200 42.55

268 57.02

03 = WRITE-IN

2 .43

01 02 03

0019 Otisco Township, Pct 1

200 268 2

NUMBERED KEY CANVASS

RUN DATE:08/03/16 04:59 PM

IONIA COUNTY
2016 PRIMARY ELECTION
AUGUST 2, 2016
Republican

OFFICIAL RESULTS

REPORT-EL52

PAGE 0079

TRUSTEE PORTLAND TOWNSHIP

VOTES PERCENT

VOTES PERCENT

Vote for not more than 2

01 = Mark G. Simon

02 = Sue VanLente

170 47.09

190 52.63

03 = WRITE-IN

1 .28

01 02 03

0020 Portland Township, Pct 1

170 190 1

NUMBERED KEY CANVASS

RUN DATE:08/03/16 04:59 PM

IONIA COUNTY
2016 PRIMARY ELECTION
AUGUST 2, 2016
Republican

OFFICIAL RESULTS

REPORT-EL52

PAGE 0080

TRUSTEE RONALD TOWNSHIP

Vote for not more than 2

01 = James Probyn

02 = Rod Wells

VOTES PERCENT

160 46.65

182 53.06

03 = WRITE-IN

VOTES PERCENT

1 .29

01 02 03

0021 Ronald Township, Pct 1

160 182 1

NUMBERED KEY CANVASS

RUN DATE:08/03/16 04:59 PM

IONIA COUNTY
2016 PRIMARY ELECTION
AUGUST 2, 2016
Republican

OFFICIAL RESULTS

REPORT-EL52

PAGE 0081

	VOTES	PERCENT		VOTES	PERCENT
TRUSTEE SEBEWA TOWNSHIP					
Vote for not more than 2					
01 = Craig Brown	77	35.81	03 = James Stank	62	28.84
02 = John Lich	76	35.35	04 = WRITE-1N	0	
	01	02	03	04	
0022 Sebewa Township, Pct 1	77	76	62	0	

NUMBERED KEY CANVASS

RUN DATE:08/03/16 04:59 PM

IONIA COUNTY
2016 PRIMARY ELECTION
AUGUST 2, 2016
Republican

OFFICIAL RESULTS

REPORT-EL52

PAGE 0082

	VOTES	PERCENT		VOTES	PERCENT	
TRUSTEE BOSTON TOWNSHIP						
Vote for not more than 4						
01 = Barbara Harvey	506	20.38	04 = Dennis Sitzer	502	20.22	
02 = Michael Lamphere	549	22.11	05 = Scott Ziesman	424	17.08	
03 = Kenneth Olson	502	20.22	06 = WRITE-IN	0		
	01	02	03	04	05	06
0002 Boston Township, Pct 1	245	260	213	220	176	0
0003 Boston Township, Pct 2	136	148	158	145	135	0
0004 Boston Township, Pct 3	125	141	131	137	113	0

VOTES PERCENT

PROSECUTING ATTORNEY

Vote for not more than 1

01 = WRITE-IN

99 100.00

01

0001 Berlin Township, Pct 1	1
0002 Boston Township, Pct 1	2
0003 Boston Township, Pct 2	1
0004 Boston Township, Pct 3	5
0005 Campbell Township, Pct 1	4
0006 Danby Township, Pct 1	4
0007 Easton Township, Pct 1	2
0008 Easton Township, Pct 2	4
0009 Ionia Township, Pct 1	7
0010 Keene Township, Pct 1	2
0011 Lyons Township, Pct 1	3
0012 Lyons Township, Pct 2	2
0013 Lyons Township, Pct 3	5
0014 North Plains Twp, Pct 1	3
0015 Odessa Township, Pct 1	2
0016 Odessa Township, Pct 2	3
0017 Orange Township, Pct 1	1
0018 Orleans Township, Pct 1	5
0019 Otisco Township, Pct 1	7
0020 Portland Township, Pct 1	2
0021 Ronald Township, Pct 1	1
0022 Sebewa Township, Pct 1	1
0023 City of Belding, Pct 1	3
0024 City of Belding, Pct 2	9
0025 City of Belding, Pct 3	1
0026 City of Ionia, W1, Pct 1	6
0027 City of Ionia, W2, Pct 2	0
0028 City of Ionia, W3, Pct 3	2
0029 City of Ionia, W4, Pct 4	2
0030 City of Portland, Pct 1	1
0031 City of Portland, Pct 2	8

VOTES PERCENT

SHERIFF

Vote for not more than 1

01 = WRITE-IN

110 100.00

01

0001 Berlin Township, Pct 1	2
0002 Boston Township, Pct 1	2
0003 Boston Township, Pct 2	1
0004 Boston Township, Pct 3	5
0005 Campbell Township, Pct 1	4
0006 Danby Township, Pct 1	4
0007 Easton Township, Pct 1	3
0008 Easton Township, Pct 2	4
0009 Ionia Township, Pct 1	7
0010 Keene Township, Pct 1	1
0011 Lyons Township, Pct 1	3
0012 Lyons Township, Pct 2	2
0013 Lyons Township, Pct 3	6
0014 North Plains Twp, Pct 1	4
0015 Odessa Township, Pct 1	4
0016 Odessa Township, Pct 2	6
0017 Orange Township, Pct 1	2
0018 Orleans Township, Pct 1	6
0019 Otisco Township, Pct 1	8
0020 Portland Township, Pct 1	3
0021 Ronald Township, Pct 1	1
0022 Sebawa Township, Pct 1	1
0023 City of Belding, Pct 1	3
0024 City of Belding, Pct 2	7
0025 City of Belding, Pct 3	1
0026 City of Ionia, W1, Pct 1	7
0027 City of Ionia, W2, Pct 2	0
0028 City of Ionia, W3, Pct 3	1
0029 City of Ionia, W4, Pct 4	2
0030 City of Portland, Pct 1	3
0031 City of Portland, Pct 2	7

VOTES PERCENT

CLERK

Vote for not more than 1

01 = WRITE-IN

109 100.00

01

0001 Berlin Township, Pct 1	1
0002 Boston Township, Pct 1	2
0003 Boston Township, Pct 2	1
0004 Boston Township, Pct 3	7
0005 Campbell Township, Pct 1	4
0006 Danby Township, Pct 1	4
0007 Easton Township, Pct 1	2
0008 Easton Township, Pct 2	4
0009 Ionia Township, Pct 1	7
0010 Keene Township, Pct 1	2
0011 Lyons Township, Pct 1	4
0012 Lyons Township, Pct 2	2
0013 Lyons Township, Pct 3	6
0014 North Plains Twp, Pct 1	4
0015 Odessa Township, Pct 1	4
0016 Odessa Township, Pct 2	4
0017 Orange Township, Pct 1	2
0018 Orleans Township, Pct 1	5
0019 Otisco Township, Pct 1	8
0020 Portland Township, Pct 1	2
0021 Ronald Township, Pct 1	1
0022 Sebawa Township, Pct 1	1
0023 City of Belding, Pct 1	3
0024 City of Belding, Pct 2	7
0025 City of Belding, Pct 3	1
0026 City of Ionia, W1, Pct 1	7
0027 City of Ionia, W2, Pct 2	0
0028 City of Ionia, W3, Pct 3	2
0029 City of Ionia, W4, Pct 4	1
0030 City of Portland, Pct 1	3
0031 City of Portland, Pct 2	8

TREASURER

Vote for not more than 1
01 = WRITE-IN

VOTES PERCENT

103 100.00

01

0001 Berlin Township, Pct 1	1
0002 Boston Township, Pct 1	2
0003 Boston Township, Pct 2	1
0004 Boston Township, Pct 3	4
0005 Campbell Township, Pct 1	3
0006 Danby Township, Pct 1	4
0007 Easton Township, Pct 1	3
0008 Easton Township, Pct 2	4
0009 Ionia Township, Pct 1	7
0010 Keene Township, Pct 1	2
0011 Lyons Township, Pct 1	4
0012 Lyons Township, Pct 2	2
0013 Lyons Township, Pct 3	6
0014 North Plains Twp, Pct 1	3
0015 Odessa Township, Pct 1	4
0016 Odessa Township, Pct 2	4
0017 Orange Township, Pct 1	2
0018 Orleans Township, Pct 1	5
0019 Otisco Township, Pct 1	8
0020 Portland Township, Pct 1	2
0021 Ronald Township, Pct 1	1
0022 Sebewa Township, Pct 1	1
0023 City of Belding, Pct 1	3
0024 City of Belding, Pct 2	5
0025 City of Belding, Pct 3	1
0026 City of Ionia, W1, Pct 1	7
0027 City of Ionia, W2, Pct 2	0
0028 City of Ionia, W3, Pct 3	2
0029 City of Ionia, W4, Pct 4	2
0030 City of Portland, Pct 1	2
0031 City of Portland, Pct 2	8

REGISTER OF DEEDS

Vote for not more than 1
01 = WRITE-IN

VOTES PERCENT

101 100.00

01

0001 Berlin Township, Pct 1	1
0002 Boston Township, Pct 1	2
0003 Boston Township, Pct 2	1
0004 Boston Township, Pct 3	5
0005 Campbell Township, Pct 1	3
0006 Danby Township, Pct 1	4
0007 Easton Township, Pct 1	1
0008 Easton Township, Pct 2	5
0009 Ionia Township, Pct 1	7
0010 Keene Township, Pct 1	2
0011 Lyons Township, Pct 1	3
0012 Lyons Township, Pct 2	2
0013 Lyons Township, Pct 3	5
0014 North Plains Twp, Pct 1	4
0015 Odessa Township, Pct 1	3
0016 Odessa Township, Pct 2	4
0017 Orange Township, Pct 1	2
0018 Orleans Township, Pct 1	5
0019 Otisco Township, Pct 1	8
0020 Portland Township, Pct 1	2
0021 Ronald Township, Pct 1	1
0022 Sebawa Township, Pct 1	1
0023 City of Belding, Pct 1	3
0024 City of Belding, Pct 2	6
0025 City of Belding, Pct 3	1
0026 City of Ionia, W1, Pct 1	7
0027 City of Ionia, W2, Pct 2	0
0028 City of Ionia, W3, Pct 3	2
0029 City of Ionia, W4, Pct 4	1
0030 City of Portland, Pct 1	2
0031 City of Portland, Pct 2	8

DRAIN COMMISSIONER

Vote for not more than 1

01 = WRITE-IN

VOTES PERCENT

112 100.00

01

0001 Berlin Township, Pct 1	1
0002 Boston Township, Pct 1	2
0003 Boston Township, Pct 2	1
0004 Boston Township, Pct 3	6
0005 Campbell Township, Pct 1	4
0006 Danby Township, Pct 1	4
0007 Easton Township, Pct 1	2
0008 Easton Township, Pct 2	5
0009 Ionia Township, Pct 1	6
0010 Keene Township, Pct 1	4
0011 Lyons Township, Pct 1	4
0012 Lyons Township, Pct 2	2
0013 Lyons Township, Pct 3	6
0014 North Plains Twp, Pct 1	4
0015 Odessa Township, Pct 1	4
0016 Odessa Township, Pct 2	5
0017 Orange Township, Pct 1	2
0018 Orleans Township, Pct 1	5
0019 Otisco Township, Pct 1	8
0020 Portland Township, Pct 1	2
0021 Ronald Township, Pct 1	1
0022 Sebewa Township, Pct 1	1
0023 City of Belding, Pct 1	3
0024 City of Belding, Pct 2	6
0025 City of Belding, Pct 3	1
0026 City of Ionia, W1, Pct 1	7
0027 City of Ionia, W2, Pct 2	0
0028 City of Ionia, W3, Pct 3	4
0029 City of Ionia, W4, Pct 4	2
0030 City of Portland, Pct 1	2
0031 City of Portland, Pct 2	8

COUNTY COMMISSIONER 2ND DISTRICT

Vote for not more than 1

01 = WRITE-IN

VOTES PERCENT

11 100.00

01

0002 Boston Township, Pct 1	2
0003 Boston Township, Pct 2	1
0004 Boston Township, Pct 3	5
0007 Easton Township, Pct 1	0
0008 Easton Township, Pct 2	1
0010 Keene Township, Pct 1	2

COUNTY COMMISSIONER 3RD DISTRICT
Vote for not more than 1
01 = WRITE-IN

VOTES PERCENT

13 100.00

01

0001 Berlin Township, Pct 1	1
0005 Campbell Township, Pct 1	4
0015 Odessa Township, Pct 1	3
0016 Odessa Township, Pct 2	5

COUNTY COMMISSIONER 4TH DISTRICT

Vote for not more than 1

01 = Brenda Cowling-Cronk

02 = WRITE-IN

VOTES PERCENT

121	99.18
1	.82

	01	02
0007 Easton Township, Pct 1	17	0
0008 Easton Township, Pct 2	17	0
0026 City of Ionia, W1, Pct 1	30	0
0027 City of Ionia, W2, Pct 2	11	0
0028 City of Ionia, W3, Pct 3	22	1
0029 City of Ionia, W4, Pct 4	24	0

NUMBERED KEY CANVASS

RUN DATE:08/03/16 04:59 PM

IONIA COUNTY
2016 PRIMARY ELECTION
AUGUST 2, 2016
Democratic

OFFICIAL RESULTS

REPORT-EL52

PAGE 0095

COUNTY COMMISSIONER 5TH DISTRICT

VOTES PERCENT

Vote for not more than 1

12 100.00

01 = WRITE-IN

01

0009 Ionia Township, Pct 1 7

0018 Orleans Township, Pct 1 4

0021 Ronald Township, Pct 1 1

NUMBERED KEY CANVASS

RUN DATE:08/03/16 04:59 PM

IONIA COUNTY
2016 PRIMARY ELECTION
AUGUST 2, 2016
Democratic

OFFICIAL RESULTS

REPORT-EL52

PAGE 0096

COUNTY COMMISSIONER 6TH DISTRICT

VOTES PERCENT

Vote for not more than 1

19 100.00

01 = WRITE-IN

01

0011 Lyons Township, Pct 1	3
0012 Lyons Township, Pct 2	3
0013 Lyons Township, Pct 3	6
0014 North Plains Twp, Pct 1	3
0017 Orange Township, Pct 1	2
0020 Portland Township, Pct 1	2

NUMBERED KEY CANVASS

RUN DATE:08/03/16 04:59 PM

IONIA COUNTY
2016 PRIMARY ELECTION
AUGUST 2, 2016
Democratic

OFFICIAL RESULTS

REPORT-EL52 PAGE 0097

COUNTY COMMISSIONER 7TH DISTRICT

Vote for not more than 1

01 = WRITE-IN

VOTES PERCENT

14 100.00

01

0006 Danby Township, Pct 1	4
0020 Portland Township, Pct 1	0
0022 Sebawa Township, Pct 1	1
0030 City of Portland, Pct 1	2
0031 City of Portland, Pct 2	7

COUNTY OF IONIA
BOSTON TOWNSHIP MILLAGE RENEWAL PROPOSITION
0.8992 MILL FOR FIRE DEPARTMENT EXPENSES

Shall the previously voted increase in general ad valorem taxes within Boston Township, as established by Article IX, Section 6 of the Michigan Constitution, currently 0.8992 mill (\$0.8992 per \$1,000 of taxable value) be renewed and levied in the years 2016-2020, both inclusive, subject to reduction as provided by law, on taxable property in the Township?

It is estimated that a levy of 0.8992 mill would provide revenue of \$150,632 in the first calendar year.

The tax revenue received by the Township will be disbursed to the Township of Boston and the Saranac Community Volunteer Fire Department to provide for the Township's cost of Fire Department expenses (including First Responder emergency medical service) including vehicles, apparatus and equipment.

Precinct	Poll Book Total	YES	NO	TOTALS					
Boston - 1	462	379	68	447					
Boston - 2	277	214	49	263					
Boston - 3	280	202	57	259					
TOTAL VOTES	1019	795	174	969					

STATEMENT OF VOTES

	Put figures in this column				
The Whole Number of votes given for the Boston Township Millage Renewal					
was Nine Hundred Sixty Nine			9	6	9
and they were given for the following:					
YES votes received: Seven Hundred Ninety Five			7	9	5
NO votes received: One Hundred Seventy Four			1	7	4
TOTAL VOTES			9	6	9

COUNTY OF IONIA
KEENE TOWNSHIP FIRE MILLAGE PROPOSAL

Shall the tax limitation on all taxable property within the Township of Keene, Ionia County, Michigan, be increased and the Township be authorized to levy a new additional millage in an amount not to exceed .5 mill (\$0.50 on each \$1,000 of taxable value) for five (5) years, 2016 to 2020 inclusive, to provide funds for the purpose of operating, equipping, constructing and purchasing for the fire department or any other fire service purpose authorized by law? The estimate of the revenue the Township will collect if the millage is approved and levied in the 2016 calendar year is approximately \$29,900.

Precinct	Poll Book Total	YES	NO	TOTALS					
Keene Twp., Pct. 1	271	188	68	256					
TOTAL VOTES	271	188	68	256					

STATEMENT OF VOTES

	Put figures in this column				
The Whole Number of votes given for the Keene Township Millage Proposition					
was Two Hundred Fifty Six			2	5	6
and they were given for the following:					
YES votes received: One Hundred Eighty Eight			1	8	8
NO votes received: Sixty Eight				6	8
TOTAL VOTES			2	5	6

COUNTY OF IONIA
ODESSA TOWNSHIP PROPOSAL FOR AN EXTRA VOTED FIRE AND AMBULANCE
SERVICES MILLAGE

Shall Odessa Township impose an increase of up to 2 mills (\$2.00 per \$1,000 of taxable value) in the tax limitation imposed under Article IX, Sec. 6 of the Michigan Constitution and levy it for 4 years, 2016 through 2019 inclusive, for Odessa Township Fire and Ambulance Services, which 2 mills increase will raise an estimated \$220,000 in the first year the millage is levied of which a portion will be disbursed to the Lake Odessa Downtown Development Authority.

Precinct	Poll Book Total	YES	NO	TOTALS					
Odessa - 1	248	161	69	230					
Odessa - 2	325	198	113	311					
TOTAL VOTES	573	359	182	541					

STATEMENT OF VOTES

	Put figures in this column				
The Whole Number of votes given for the Odessa Township Extra Millage Proposition					
was Five Hundred Forty One			5	4	1
and they were given for the following:					
YES votes received: Three Hundred Fifty Nine			3	5	9
NO votes received: One Hundred Eighty Two			1	8	2
TOTAL VOTES			5	4	1

**COUNTY OF IONIA
LIBRARY MILLAGE PROPOSAL**

Shall the tax limitation on all taxable property in the County of Ionia be increased and the County be authorized to levy a millage in an amount not to exceed 1.2339 mills (\$1.2339 on each \$1,000 of taxable value) for a period of ten (10) years, 2018 to 2027 inclusive, of which .9339 mill is a renewal of the millage rate that expires in 2017 and .3 mill is new additional millage, for the purpose of providing funds for library services to the people of the County and for all library purposes authorized by law, the proceeds of which will be distributed to Alvah N. Belding Memorial Library, Ionia Community Library, Lake Odessa Community Library, Lyons Township District Library, Portland District Library and Saranac Public Library pursuant to a library services contract? The estimate of the revenue the County will collect if the millage is approved and levied in the 2018 calendar year is approximately \$1,880,000.

A portion of the revenue collected may be required to be distributed to the Downtown Development Authorities of the City of Portland, City of Ionia, City of Belding and the Village of Lake Odessa; the Local Development Financing Authorities of the City of Ionia and the City of Belding; and the Ionia County Brownfield Redevelopment Authority.

Precinct	Poll Book Total	YES	NO	TOTALS					
Berlin	362	195	139	334					
Boston - 1	462	266	169	435					
Boston - 2	277	111	138	249					
Boston - 3	280	132	115	247					
Campbell	352	192	129	321					
Danby	328	169	141	310					
Easton - 1	322	162	115	277					
Easton - 2	256	147	84	231					
Ionia Twp.	529	299	195	494					
Keene	271	112	137	249					
Lyons - 1	151	85	54	139					
Lyons - 2	188	108	55	163					
Lyons - 3	109	54	38	92					
North Plains	129	52	64	116					
Odessa - 1	248	151	79	230					
Odessa - 2	325	176	132	308					
Orange	175	85	73	158					
Orleans	300	157	105	262					
Otisco	438	211	182	393					

Portland Twp.	356	218	107	325					
Ronald	307	130	161	291					
Sebewa	166	81	76	157					
Belding - 1	216	133	56	189					
Belding - 2	185	143	37	180					
Belding - 3	180	117	50	167					
Ionia - 1	169	124	34	158					
Ionia - 2	125	65	43	108					
Ionia - 3	210	139	51	190					
Ionia - 4	175	115	49	164					
Portland - 1	223	148	63	211					
Portland - 2	367	242	112	354					
TOTAL	8181	4519	2983	7502					

STATEMENT OF VOTES

	Put figures in this column				
The Whole Number of votes given for the Ionia County Library Millage					
was Seven Thousand Five Hundred Two		7	5	0	2
and they were given for the following:					
YES votes received: Four Thousand Five Hundred Nineteen		4	5	1	9
NO votes received: Two Thousand Nine Hundred Eighty Three		2	9	8	3
TOTAL VOTES		7	5	0	2

CERTIFICATE OF DETERMINATION

The Board of Canvassers of the County of Ionia having Ascertained and Canvassed the Votes of said **County of Ionia** at the August Primary Election, held on the 2nd day of **August**, two thousand sixteen, **DO HEREBY CERTIFY AND DETERMINE:**

PARTISAN

****State Office races - Certificate of Determination done by Michigan Department of State - Elections Bureau**

That **Kyle Butler** received sufficient number of votes as a nominated candidate by the Republican Party for the office of the **Ionia County Prosecuting Attorney**;

That **Dale A. Miller** received sufficient number of votes as a nominated candidate by the Republican Party for the office of the **Ionia County Sheriff**;

That **Janae K. Cooper** received sufficient number of votes as a nominated candidate by the Republican Party for the office of the **Ionia County Clerk**;

That **Judith A. Clark** received sufficient number of votes as a nominated candidate by the Republican Party for the office of the **Ionia County Treasurer**;

That **Diane M. Adams** received sufficient number of votes as a nominated candidate by the Republican Party for the office of the **Ionia County Register of Deeds**;

That **Robert J. Rose** received sufficient number of votes as a nominated candidate by the Republican Party for the office of the **Ionia County Drain Commissioner**;

That **David R. Hodges** received sufficient number of votes as a nominated candidate by the Republican Party for the office of **County Commissioner, District #1**;

That **Larry Tiejema** received sufficient number of votes as a nominated candidate by the Republican Party for the office of **County Commissioner, District #2**;

That **James L. Banks** received sufficient number of votes as a nominated candidate by the Republican Party for the office of **County Commissioner, District #3**;

That **Brenda Cowling-Cronk** received sufficient number of votes as a nominated candidate by the Democratic Party for the office of **County Commissioner, District #4**;

That **Scott Wirtz** received sufficient number of votes as a nominated candidate by the Republican Party for the office of **County Commissioner, District #5**;

That **Jack L. Shattuck** received sufficient number of votes as a nominated candidate by the Republican Party for the office of **County Commissioner, District #6**;

That **Georgia Richardson-Sharp** received sufficient number of votes as a nominated candidate by the Republican Party for the office of **County Commissioner, District #7**;

That **Robert Bennett** received sufficient number of votes as a nominated candidate by the Republican Party for the office of **Berlin Township Supervisor**;

That **Kathryn S. Adams** received sufficient number of votes as a nominated candidate by the Republican Party for the office of **Berlin Township Clerk**;

That **Marilyn Palmer** received sufficient number of votes as a nominated candidate by the Republican Party for the office of **Berlin Township Treasurer**;

That **Gregory W. Droste** received sufficient number of votes as a nominated candidate by the Republican Party for the office of **Berlin Township Trustee**;

That **Wanda Marcussen** received sufficient number votes as a nominated candidate by the Democratic Party for the office of **Berlin Township Trustee**;

That **Dennis G. Bowen** received sufficient number of votes as a nominated candidate by the Republican Party for the office of **Boston Township Supervisor**;

That **Beth L. Van Prooyen** received sufficient number of votes as a nominated candidate by the Republican Party for the office of **Boston Township Clerk**;

That **Mary Trierweiler Lamphere** received sufficient number of votes as a nominated candidate by the Republican Party for the office of **Boston Township Treasurer**;

That **Barbara Harvey** received sufficient number of votes as a nominated candidate by the Republican Party for the office of **Boston Township Trustee**;

That **Michael Lamphere** received sufficient number of votes as a nominated candidate by the Republican Party for the office of **Boston Township Trustee**;

That **Kenneth Olson** received sufficient number of votes as a nominated candidate by the Republican Party for the office of **Boston Township Trustee**;

That **Dennis Sitzler** received sufficient number of votes as a nominated candidate by the Republican Party for the office of **Boston Township Trustee**;

That **Brian Thompson** received sufficient number of votes as a nominated candidate by the Republican Party for the office of **Campbell Township Supervisor**;

That **Marshann Ludema** received sufficient number of votes as a nominated candidate by the Republican Party for the office of **Campbell Township Clerk**;

That **Linda Willison** received sufficient number of votes as a nominated candidate by the Republican Party for the office of **Campbell Township Treasurer**;

That **Dan A. Jackson** received sufficient number of votes as a nominated candidate by the Republican Party for the office of **Campbell Township Trustee**;

That **Larry Patrick** received sufficient number of votes as a nominated candidate by the Republican Party for the office of **Campbell Township Trustee**;

That **Daniel R. Platte** received sufficient number of votes as a nominated candidate by the Republican Party for the office of **Danby Township Supervisor**;

That **Kristina Platte** received sufficient number of votes as a nominated candidate by the Republican Party for the office of **Danby Township Clerk**;

That **Elizabeth Kolarik** received sufficient number of votes as a nominated candidate by the Republican Party for the office of **Danby Township Treasurer**;

That **Bill Nurenberg** received sufficient number of votes as a nominated candidate by the Republican Party for the office of **Danby Township Trustee**;

That **Daniel A. Schafer** received sufficient number of write-in votes as a nominated candidate by the Republican Party for the office of **Danby Township Trustee**;

That **Bill Patton** received sufficient number of votes as a nominated candidate by the Republican Party for the office of **Easton Township Supervisor**;

That **Betty Rowley** received sufficient number of votes as a nominated candidate by the Democratic Party for the office of **Easton Township Clerk**;

That **Tracie Dinehart Shindorf** received sufficient number of votes as a nominated candidate by the Republican Party for the office of **Easton Township Treasurer**;

That **Don Rittersdorf** received sufficient number of votes as a nominated candidate by the Republican Party for the office of **Easton Township Trustee**;

That **Dexter Arnold** received sufficient number of votes as a nominated candidate by the Democratic Party for the office of **Easton Township Trustee**;

That **Larry F. Listerman** received sufficient number of votes as a nominated candidate by the Democratic Party for the office of **Ionia Township Supervisor**;

That **Mark Robert Barna** received sufficient number of votes as a nominated candidate by the Republican Party for the office of **Ionia Township Supervisor**;

That **Cynthia Higbee** received sufficient number of votes as a nominated candidate by the Democratic Party for the office of **Ionia Township Clerk**;

That **Jim Buxton** received sufficient number of votes as a nominated candidate by the Republican Party for the office of **Ionia Township Clerk**;

That **Marilyn Harp** received sufficient number of votes as a nominated candidate by the Republican Party for the office of **Ionia Township Treasurer**;

That **Susan K. McCoy** received sufficient number of votes as a nominated candidate by the Democratic Party for the office of **Ionia Township Treasurer**;

That **Doris M. Hanulcik** received sufficient number of votes as a nominated candidate by the Republican Party for the office of **Ionia Township Trustee**;

That **Kurt A. Scheurer** received sufficient number of votes as a nominated candidate by the Republican Party for the office of **Ionia Township Trustee**;

That **Robert W. Simpson** received sufficient number of votes as a nominated candidate by the Republican Party for the office of **Keene Township Supervisor**;

That **Nancy Feuerstein** received sufficient number of votes as a nominated candidate by the Republican Party for the office of **Keene Township Clerk**;

That **Kara Albert** received sufficient number of votes as a nominated candidate by the Republican Party for the office of **Keene Township Treasurer**;

That **Harvey Noon** received sufficient number of votes as a nominated candidate by the Republican Party for the office of **Keene Township Trustee**;

That **Corey Wojcik** received sufficient number of votes as a nominated candidate by the Republican Party for the office of **Keene Township Trustee**;

That **Charles L. Babcock** received sufficient number of votes as a nominated candidate by the Republican Party for the office of **Lyons Township Supervisor**;

That **Julia A. Heckman** received sufficient number of votes as a nominated candidate by the Republican Party for the office of **Lyons Township Clerk**;

That **Jill Thelen** received sufficient number of votes as a nominated candidate by the Republican Party for the office of **Lyons Township Treasurer**;

That **Anthony D. Thelen** received sufficient number of votes as a nominated candidate by the Republican Party for the office of **Lyons Township Trustee**;

That **Robert C. Scheurer** received sufficient number of votes as a nominated candidate by the Democratic Party for the office of **Lyons Township Trustee**;

That **William K. Kruger** received sufficient number of votes as a nominated candidate by the Democratic Party for the office of **North Plains Township Supervisor**;

That **Robert Fahey** received sufficient number of votes as a nominated candidate by the Democratic Party for the office of **North Plains Township Clerk**;

That **Earl L. Howell** received sufficient number of votes as a nominated candidate by the Democratic Party for the office of **North Plains Township Treasurer**;

That **William F. Cunningham** received sufficient number of votes as a nominated candidate by the Democratic Party for the office of **North Plains Township Trustee**;

That **James B. Ward** received sufficient number of votes as a nominated candidate by the Democratic Party for the office of **North Plains Township Trustee**;

That **David W. Bulling** received sufficient number of votes as a nominated candidate by the Republican Party for the office of **Odessa Township Supervisor**;

That **Lisa K. Williams** received sufficient number of votes as a nominated candidate by the Republican Party for the office of **Odessa Township Clerk**;

That **Sharon L. Rohrbacher** received sufficient number of votes as a nominated candidate by the Republican Party for the office of **Odessa Township Treasurer**;

That **Mark Doane** received sufficient number of votes as a nominated candidate by the Republican Party for the office of **Odessa Township Trustee**;

That **Von Goodemoot** received sufficient number of votes as a nominated candidate by the Republican Party for the office of **Odessa Township Trustee**;

That **Tom Green** received sufficient number of votes as a nominated candidate by the Republican Party for the office of **Orange Township Supervisor**;

That **Linn Plett** received sufficient number of votes as a nominated candidate by the Republican Party for the office of **Orange Township Clerk**;

That **Karla Wittenbach** received sufficient number of votes as a nominated candidate by the Republican Party for the office of **Orange Township Treasurer**;

That **JoshFirst** received sufficient number of votes as a nominated candidate by the Republican Party for the office of **Orange Township Trustee**;

That **Jeffrey Joseph Cody** received sufficient number of votes as a nominated candidate by the Republican Party for the office of **Orange Township Trustee**;

That **Jim Patrick** received sufficient number of votes as a nominated candidate by the Republican Party for the office of **Orleans Township Supervisor**;

That **Ellie A. Groom** received sufficient number of votes as a nominated candidate by the Republican Party for the office of **Orleans Township Clerk**;

That **Joel D. Noe** received sufficient number of votes as a nominated candidate by the Republican Party for the office of **Orleans Township Treasurer**;

That **Linda D. Patrick** received sufficient number of votes as a nominated candidate by the Republican Party for the office of **Orleans Township Trustee**;

That **Cindy Chipman** received sufficient number of votes as a nominated candidate by the Democratic Party for the office of **Orleans Township Trustee**;

That **Joseph F. Daller** received sufficient number of votes as a nominated candidate by the Republican Party for the office of **Otisco Township Supervisor**;

That **Joana Johnson** received sufficient number of votes as a nominated candidate by the Democratic Party for the office of **Otisco Township Supervisor**;

That **Lynda K. Sower** received sufficient number of votes as a nominated candidate by the Republican Party for the office of **Otisco Township Clerk**;

That **Cara Johnson** received sufficient number of votes as a nominated candidate by the Republican Party for the office of **Otisco Township Treasurer**;

That **Jennifer L. Slack** received sufficient number of votes as a nominated candidate by the Democratic Party for the office of **Otisco Township Treasurer**;

That **Ben Oatley** received sufficient number of sufficient number of votes as a nominated candidate by the Republican Party for the office of **Otisco Township Trustee**;

That **Dan Zeigler** received sufficient number of sufficient number of votes as a nominated candidate by the Republican Party for the office of **Otisco Township Trustee**;

That **John Feuerstein** received sufficient number of votes as a nominated candidate by the Democratic Party for the office of **Otisco Township Trustee**;

That **Charlene Keilen** received sufficient number of votes as a nominated candidate by the Republican Party for the office of **Portland Township Clerk**;

That **Leanne M. Simon** received sufficient number of votes as a nominated candidate by the Republican Party for the office of **Portland Township Treasurer**;

That **Mark G. Simon** received sufficient number of votes as a nominated candidate by the Republican Party for the office of **Portland Township Trustee**;

That **Sue Vanlente** received sufficient number of votes as a nominated candidate by the Republican Party for the office of **Portland Township Trustee**;

That **Michael Blood** received sufficient number of votes as a nominated candidate by the Republican Party for the office of **Ronald Township Supervisor**;

That **Arthur Pelon** received sufficient number of votes as a nominated candidate by the Republican Party for the office of **Ronald Township Clerk**;

That **Tamara Hartman** received sufficient number of votes as a nominated candidate by the Republican Party for the office of **Ronald Township Treasurer**;

That **James Probyn** received sufficient number of votes as a nominated candidate by the Republican Party for the office of **Ronald Township Trustee**;

That **Rod Wells** received sufficient number of votes as a nominated candidate by the Republican Party for the office of **Ronald Township Trustee**;

That **John G. Piercefield** received sufficient number of votes as a nominated candidate by the Republican Party for the office of **Sebewa Township Supervisor**;

That **Marcia J. Lewis** received sufficient number of votes as a nominated candidate by the Republican Party for the office of **Sebewa Township Clerk**;

That **Stacy B. Darling** received sufficient number of votes as a nominated candidate by the Republican Party for the office of **Sebewa Township Treasurer**;

That **Craig Brown** received sufficient number of votes as nominated candidate by the Republican Party for the office of **Sebewa Township Trustee**;

That **John Lich** received sufficient number of votes as a nominated candidate by the Republican Party for the office of **Sebewa Township Trustee**;

NON PARTISAN

Do Further Hereby Determine

That the following Propositions or questions were passed or defeated as indicated below:

1. Ionia County Library Millage having received sufficient votes was passed
2. Boston Township Millage having received sufficient votes was passed
3. Keene Township Millage having received sufficient votes was passed
4. Odessa Township Millage having received sufficient votes was passed

Norrie M. Slater
Chairperson/Board of Canvassers

R. D. Can
Member/Board of Canvassers

Melanie Bennett
Vice Chairperson/Board of Canvassers

James E. Duvall
Member/Board of Canvassers

ATTEST

Tonda Rich
Tonda Rich, Clerk of the Board of Canvassers

Norrie M. Slater
Chairperson Board of Canvassers



Statement of Vote
Iosco County
Iosco_0816_Primary_E
8/2/2016

Republican 5TH DISTRICT REPRESENTATIVE IN CONGRESS

	Registered	Turnout	Percent	1	2
Alabaster Township Precinct 1	425	118	27.76%	61	0
Election Day		0	0.00%	0	0
Election Day Manual Entry		0	0.00%	0	0
SPR Host		118	27.76%	61	0
Master Pack		0	0.00%	0	0
AuSable Township Precinct 1	1,732	358	20.67%	123	0
Election Day		0	0.00%	0	0
Election Day Manual Entry		0	0.00%	0	0
SPR Host		358	20.67%	123	0
Master Pack		0	0.00%	0	0
Baldwin Township Precinct 1	1,556	547	35.15%	232	1
Election Day		0	0.00%	0	0
Election Day Manual Entry		0	0.00%	0	0
SPR Host		547	35.15%	232	1
Master Pack		0	0.00%	0	0
Burleigh Township Precinct 1	585	111	18.97%	38	0
Election Day		0	0.00%	0	0
Election Day Manual Entry		0	0.00%	0	0
SPR Host		111	18.97%	38	0
Master Pack		0	0.00%	0	0
Grant Township Precinct 1	1,306	374	28.64%	98	0
Election Day		0	0.00%	0	0
Election Day Manual Entry		0	0.00%	0	0
SPR Host		374	28.64%	98	0
Master Pack		0	0.00%	0	0
Oscoda Township Precinct 1	1,897	339	17.87%	139	1
Election Day		0	0.00%	0	0
Election Day Manual Entry		0	0.00%	0	0
SPR Host		339	17.87%	139	1
Master Pack		0	0.00%	0	0
Oscoda Township Precinct 2	950	149	15.68%	66	1
Election Day		0	0.00%	0	0
Election Day Manual Entry		0	0.00%	0	0
SPR Host		149	15.68%	66	1
Master Pack		0	0.00%	0	0
Oscoda Township Precinct 3	1,463	301	20.57%	128	0
Election Day		0	0.00%	0	0
Election Day Manual Entry		0	0.00%	0	0
SPR Host		301	20.57%	128	0
Master Pack		0	0.00%	0	0
Oscoda Township Precinct 4	1,574	219	13.91%	75	0
Election Day		0	0.00%	0	0
Election Day Manual Entry		0	0.00%	0	0
SPR Host		219	13.91%	75	0
Master Pack		0	0.00%	0	0
Plainfield Township Precinct 1	1,160	340	29.31%	88	1
Election Day		0	0.00%	0	0
Election Day Manual Entry		0	0.00%	0	0
SPR Host		340	29.31%	88	1
Master Pack		0	0.00%	0	0

RECEIVED
 AUG 2 2016
 10:45 AM
 ELECTIONS/CLERK'S OFFICE

Statement of Vote
Iosco County
Iosco_0816_Primary_E
8/2/2016

Republican 5TH DISTRICT REPRESENTATIVE IN CONGRESS

	Registered	Turnout	Percent	1	2
Plainfield Township Precinct 2	1,898	581	30.61%	177	1
Election Day		0	0.00%	0	0
Election Day Manual Entry		0	0.00%	0	0
SPR Host		581	30.61%	177	1
Master Pack		0	0.00%	0	0
Reno Township Precinct 1	431	123	28.54%	50	0
Election Day		0	0.00%	0	0
Election Day Manual Entry		0	0.00%	0	0
SPR Host		123	28.54%	50	0
Master Pack		0	0.00%	0	0
Sherman Township Precinct 1	350	98	28.00%	33	0
Election Day		0	0.00%	0	0
Election Day Manual Entry		0	0.00%	0	0
SPR Host		98	28.00%	33	0
Master Pack		0	0.00%	0	0
Tawas Township Precinct 1	1,383	374	27.04%	166	1
Election Day		0	0.00%	0	0
Election Day Manual Entry		0	0.00%	0	0
SPR Host		374	27.04%	166	1
Master Pack		0	0.00%	0	0
Wilber Township Precinct 1	635	216	34.02%	81	1
Election Day		0	0.00%	0	0
Election Day Manual Entry		0	0.00%	0	0
SPR Host		216	34.02%	81	1
Master Pack		0	0.00%	0	0
City of East Tawas Precinct 1	2,099	601	28.63%	255	2
Election Day		0	0.00%	0	0
Election Day Manual Entry		0	0.00%	0	0
SPR Host		601	28.63%	255	2
Master Pack		0	0.00%	0	0
City of Tawas City Precinct 1	1,301	334	25.67%	144	0
Election Day		0	0.00%	0	0
Election Day Manual Entry		0	0.00%	0	0
SPR Host		334	25.67%	144	0
Master Pack		0	0.00%	0	0
City of Whittemore Precinct 1	341	67	19.65%	16	1
Election Day		0	0.00%	0	0
Election Day Manual Entry		0	0.00%	0	0
SPR Host		67	19.65%	16	1

Statement of Vote
 losco County
losco_0816_Primary_E
 8/2/2016

Republican 5TH DISTRICT REPRESENTATIVE IN CONGRESS

	Registered	Turnout	Percent	1	2
City of Whittemore Precinct 1	341	67	19.65%	16	1
Master Pack		0	0.00%	0	0
	21,086	5,250	24.90%	1,970	10

Candidates

- 1 Al Hardwick
- 2 Write-In

Statement of Vote
Iosco County
Iosco_0816_Primary_E
8/2/2016

Democratic 5TH DISTRICT REPRESENTATIVE IN CONGRESS

	Registered	Turnout	Percent	1	2
Alabaster Township Precinct 1	425	118	27.76%	36	0
Election Day		0	0.00%	0	0
Election Day Manual Entry		0	0.00%	0	0
SPR Host		118	27.76%	36	0
Master Pack		0	0.00%	0	0
AuSable Township Precinct 1	1,732	358	20.67%	156	0
Election Day		0	0.00%	0	0
Election Day Manual Entry		0	0.00%	0	0
SPR Host		358	20.67%	156	0
Master Pack		0	0.00%	0	0
Baldwin Township Precinct 1	1,556	547	35.15%	118	0
Election Day		0	0.00%	0	0
Election Day Manual Entry		0	0.00%	0	0
SPR Host		547	35.15%	118	0
Master Pack		0	0.00%	0	0
Burleigh Township Precinct 1	585	111	18.97%	32	0
Election Day		0	0.00%	0	0
Election Day Manual Entry		0	0.00%	0	0
SPR Host		111	18.97%	32	0
Master Pack		0	0.00%	0	0
Grant Township Precinct 1	1,306	374	28.64%	155	0
Election Day		0	0.00%	0	0
Election Day Manual Entry		0	0.00%	0	0
SPR Host		374	28.64%	155	0
Master Pack		0	0.00%	0	0
Oscoda Township Precinct 1	1,897	339	17.87%	119	0
Election Day		0	0.00%	0	0
Election Day Manual Entry		0	0.00%	0	0
SPR Host		339	17.87%	119	0
Master Pack		0	0.00%	0	0
Oscoda Township Precinct 2	950	149	15.68%	56	0
Election Day		0	0.00%	0	0
Election Day Manual Entry		0	0.00%	0	0
SPR Host		149	15.68%	56	0
Master Pack		0	0.00%	0	0
Oscoda Township Precinct 3	1,463	301	20.57%	118	1
Election Day		0	0.00%	0	0
Election Day Manual Entry		0	0.00%	0	0
SPR Host		301	20.57%	118	1
Master Pack		0	0.00%	0	0
Oscoda Township Precinct 4	1,574	219	13.91%	94	0
Election Day		0	0.00%	0	0
Election Day Manual Entry		0	0.00%	0	0
SPR Host		219	13.91%	94	0
Master Pack		0	0.00%	0	0
Plainfield Township Precinct 1	1,160	340	29.31%	122	0
Election Day		0	0.00%	0	0
Election Day Manual Entry		0	0.00%	0	0
SPR Host		340	29.31%	122	0
Master Pack		0	0.00%	0	0

Statement of Vote
Iosco County
Iosco_0816_Primary_E
8/2/2016

Democratic 5TH DISTRICT REPRESENTATIVE IN CONGRESS

	Registered	Turnout	Percent	1	2
Plainfield Township Precinct 2	1,898	581	30.61%	232	0
Election Day		0	0.00%	0	0
Election Day Manual Entry		0	0.00%	0	0
SPR Host		581	30.61%	232	0
Master Pack		0	0.00%	0	0
Reno Township Precinct 1	431	123	28.54%	31	0
Election Day		0	0.00%	0	0
Election Day Manual Entry		0	0.00%	0	0
SPR Host		123	28.54%	31	0
Master Pack		0	0.00%	0	0
Sherman Township Precinct 1	350	98	28.00%	34	0
Election Day		0	0.00%	0	0
Election Day Manual Entry		0	0.00%	0	0
SPR Host		98	28.00%	34	0
Master Pack		0	0.00%	0	0
Tawas Township Precinct 1	1,383	374	27.04%	97	0
Election Day		0	0.00%	0	0
Election Day Manual Entry		0	0.00%	0	0
SPR Host		374	27.04%	97	0
Master Pack		0	0.00%	0	0
Wilber Township Precinct 1	635	216	34.02%	90	0
Election Day		0	0.00%	0	0
Election Day Manual Entry		0	0.00%	0	0
SPR Host		216	34.02%	90	0
Master Pack		0	0.00%	0	0
City of East Tawas Precinct 1	2,099	601	28.63%	204	0
Election Day		0	0.00%	0	0
Election Day Manual Entry		0	0.00%	0	0
SPR Host		601	28.63%	204	0
Master Pack		0	0.00%	0	0
City of Tawas City Precinct 1	1,301	334	25.67%	125	1
Election Day		0	0.00%	0	0
Election Day Manual Entry		0	0.00%	0	0
SPR Host		334	25.67%	125	1
Master Pack		0	0.00%	0	0
City of Whittemore Precinct 1	341	67	19.65%	31	0
Election Day		0	0.00%	0	0
Election Day Manual Entry		0	0.00%	0	0
SPR Host		67	19.65%	31	0

Statement of Vote
Iosco County
Iosco_0816_Primary_E
8/2/2016

Democratic 5TH DISTRICT REPRESENTATIVE IN CONGRESS

	Registered	Turnout	Percent	1	2
City of Whittemore Precinct 1	341	67	19.65%	31	0
Master Pack		0	0.00%	0	0
	21,086	5,250	24.90%	1,850	2

Candidates

- 1 Daniel T. Kildee
- 2 Write-In

Statement of Vote
Iosco County
Iosco_0816_Primary_E
8/2/2016

Republican 106TH DISTRICT STATE REPRESENTATIVE

	Registered	Turnout	Percent	1	2	3	4	5
Alabaster Township Precinct 1	425	118	27.76%	41	15	7	6	0
Election Day		0	0.00%	0	0	0	0	0
Election Day Manual Entry		0	0.00%	0	0	0	0	0
SPR Host		118	27.76%	41	15	7	6	0
Master Pack		0	0.00%	0	0	0	0	0
AuSable Township Precinct 1	1,732	358	20.67%	66	30	28	15	0
Election Day		0	0.00%	0	0	0	0	0
Election Day Manual Entry		0	0.00%	0	0	0	0	0
SPR Host		358	20.67%	66	30	28	15	0
Master Pack		0	0.00%	0	0	0	0	0
Baldwin Township Precinct 1	1,556	547	35.15%	103	58	48	50	1
Election Day		0	0.00%	0	0	0	0	0
Election Day Manual Entry		0	0.00%	0	0	0	0	0
SPR Host		547	35.15%	103	58	48	50	1
Master Pack		0	0.00%	0	0	0	0	0
Burleigh Township Precinct 1	585	111	18.97%	15	27	5	7	0
Election Day		0	0.00%	0	0	0	0	0
Election Day Manual Entry		0	0.00%	0	0	0	0	0
SPR Host		111	18.97%	15	27	5	7	0
Master Pack		0	0.00%	0	0	0	0	0
Grant Township Precinct 1	1,306	374	28.64%	39	22	19	22	0
Election Day		0	0.00%	0	0	0	0	0
Election Day Manual Entry		0	0.00%	0	0	0	0	0
SPR Host		374	28.64%	39	22	19	22	0
Master Pack		0	0.00%	0	0	0	0	0
Oscoda Township Precinct 1	1,897	339	17.87%	59	26	45	21	0
Election Day		0	0.00%	0	0	0	0	0
Election Day Manual Entry		0	0.00%	0	0	0	0	0
SPR Host		339	17.87%	59	26	45	21	0
Master Pack		0	0.00%	0	0	0	0	0
Oscoda Township Precinct 2	950	149	15.68%	35	14	14	14	0
Election Day		0	0.00%	0	0	0	0	0
Election Day Manual Entry		0	0.00%	0	0	0	0	0
SPR Host		149	15.68%	35	14	14	14	0
Master Pack		0	0.00%	0	0	0	0	0
Oscoda Township Precinct 3	1,463	301	20.57%	48	19	31	42	0
Election Day		0	0.00%	0	0	0	0	0
Election Day Manual Entry		0	0.00%	0	0	0	0	0
SPR Host		301	20.57%	48	19	31	42	0
Master Pack		0	0.00%	0	0	0	0	0
Oscoda Township Precinct 4	1,574	219	13.91%	40	13	21	13	0
Election Day		0	0.00%	0	0	0	0	0
Election Day Manual Entry		0	0.00%	0	0	0	0	0
SPR Host		219	13.91%	40	13	21	13	0
Master Pack		0	0.00%	0	0	0	0	0
Plainfield Township Precinct 1	1,160	340	29.31%	40	35	14	23	0
Election Day		0	0.00%	0	0	0	0	0
Election Day Manual Entry		0	0.00%	0	0	0	0	0
SPR Host		340	29.31%	40	35	14	23	0
Master Pack		0	0.00%	0	0	0	0	0

Statement of Vote
Iosco County
Iosco_0816_Primary_E
8/2/2016

Republican 106TH DISTRICT STATE REPRESENTATIVE

	Registered	Turnout	Percent	1	2	3	4	5
Plainfield Township Precinct 2	1,898	581	30.61%	76	50	38	20	0
Election Day		0	0.00%	0	0	0	0	0
Election Day Manual Entry		0	0.00%	0	0	0	0	0
SPR Host		581	30.61%	76	50	38	20	0
Master Pack		0	0.00%	0	0	0	0	0
Reno Township Precinct 1	431	123	28.54%	21	19	19	2	0
Election Day		0	0.00%	0	0	0	0	0
Election Day Manual Entry		0	0.00%	0	0	0	0	0
SPR Host		123	28.54%	21	19	19	2	0
Master Pack		0	0.00%	0	0	0	0	0
Sherman Township Precinct 1	350	98	28.00%	18	16	7	8	0
Election Day		0	0.00%	0	0	0	0	0
Election Day Manual Entry		0	0.00%	0	0	0	0	0
SPR Host		98	28.00%	18	16	7	8	0
Master Pack		0	0.00%	0	0	0	0	0
Tawas Township Precinct 1	1,383	374	27.04%	83	59	40	17	1
Election Day		0	0.00%	0	0	0	0	0
Election Day Manual Entry		0	0.00%	0	0	0	0	0
SPR Host		374	27.04%	83	59	40	17	1
Master Pack		0	0.00%	0	0	0	0	0
Wilber Township Precinct 1	635	216	34.02%	32	25	18	12	2
Election Day		0	0.00%	0	0	0	0	0
Election Day Manual Entry		0	0.00%	0	0	0	0	0
SPR Host		216	34.02%	32	25	18	12	2
Master Pack		0	0.00%	0	0	0	0	0
City of East Tawas Precinct 1	2,099	601	28.63%	116	89	61	39	0
Election Day		0	0.00%	0	0	0	0	0
Election Day Manual Entry		0	0.00%	0	0	0	0	0
SPR Host		601	28.63%	116	89	61	39	0
Master Pack		0	0.00%	0	0	0	0	0
City of Tawas City Precinct 1	1,301	334	25.67%	83	41	19	21	0
Election Day		0	0.00%	0	0	0	0	0
Election Day Manual Entry		0	0.00%	0	0	0	0	0
SPR Host		334	25.67%	83	41	19	21	0
Master Pack		0	0.00%	0	0	0	0	0
City of Whittemore Precinct 1	341	67	19.65%	11	5	7	0	0
Election Day		0	0.00%	0	0	0	0	0
Election Day Manual Entry		0	0.00%	0	0	0	0	0
SPR Host		67	19.65%	11	5	7	0	0

Statement of Vote
Iosco County
Iosco_0816_Primary_E
8/2/2016

Republican 106TH DISTRICT STATE REPRESENTATIVE

	Registered	Turnout	Percent	1	2	3	4	5
City of Whittemore Precinct 1	341	67	19.65%	11	5	7	0	0
Master Pack		0	0.00%	0	0	0	0	0
	21,086	5,250	24.90%	926	563	441	332	4

Candidates

- 1 Sue Allor
- 2 David Ladd Chandler
- 3 Jackie Krawczak
- 4 Jesse Osmer
- 5 Write-In

Statement of Vote
Iosco County
Iosco_0816_Primary_E
8/2/2016

Democratic 106TH DISTRICT STATE REPRESENTATIVE

	Registered	Turnout	Percent	1	2	3
Alabaster Township Precinct 1	425	118	27.76%	19	17	0
Election Day		0	0.00%	0	0	0
Election Day Manual Entry		0	0.00%	0	0	0
SPR Host		118	27.76%	19	17	0
Master Pack		0	0.00%	0	0	0
AuSable Township Precinct 1	1,732	358	20.67%	145	32	1
Election Day		0	0.00%	0	0	0
Election Day Manual Entry		0	0.00%	0	0	0
SPR Host		358	20.67%	145	32	1
Master Pack		0	0.00%	0	0	0
Baldwin Township Precinct 1	1,556	547	35.15%	71	54	0
Election Day		0	0.00%	0	0	0
Election Day Manual Entry		0	0.00%	0	0	0
SPR Host		547	35.15%	71	54	0
Master Pack		0	0.00%	0	0	0
Burleigh Township Precinct 1	585	111	18.97%	24	8	0
Election Day		0	0.00%	0	0	0
Election Day Manual Entry		0	0.00%	0	0	0
SPR Host		111	18.97%	24	8	0
Master Pack		0	0.00%	0	0	0
Grant Township Precinct 1	1,306	374	28.64%	92	79	0
Election Day		0	0.00%	0	0	0
Election Day Manual Entry		0	0.00%	0	0	0
SPR Host		374	28.64%	92	79	0
Master Pack		0	0.00%	0	0	0
Oscoda Township Precinct 1	1,897	339	17.87%	97	35	0
Election Day		0	0.00%	0	0	0
Election Day Manual Entry		0	0.00%	0	0	0
SPR Host		339	17.87%	97	35	0
Master Pack		0	0.00%	0	0	0
Oscoda Township Precinct 2	950	149	15.68%	40	20	0
Election Day		0	0.00%	0	0	0
Election Day Manual Entry		0	0.00%	0	0	0
SPR Host		149	15.68%	40	20	0
Master Pack		0	0.00%	0	0	0
Oscoda Township Precinct 3	1,463	301	20.57%	84	44	1
Election Day		0	0.00%	0	0	0
Election Day Manual Entry		0	0.00%	0	0	0
SPR Host		301	20.57%	84	44	1
Master Pack		0	0.00%	0	0	0
Oscoda Township Precinct 4	1,574	219	13.91%	72	32	1
Election Day		0	0.00%	0	0	0
Election Day Manual Entry		0	0.00%	0	0	0
SPR Host		219	13.91%	72	32	1
Master Pack		0	0.00%	0	0	0
Plainfield Township Precinct 1	1,160	340	29.31%	81	44	0
Election Day		0	0.00%	0	0	0
Election Day Manual Entry		0	0.00%	0	0	0
SPR Host		340	29.31%	81	44	0
Master Pack		0	0.00%	0	0	0

Statement of Vote
Iosco County
Iosco_0816_Primary_E
8/2/2016

Democratic 106TH DISTRICT STATE REPRESENTATIVE

	Registered	Turnout	Percent	1	2	3
Plainfield Township Precinct 2	1,898	581	30.61%	136	97	0
Election Day		0	0.00%	0	0	0
Election Day Manual Entry		0	0.00%	0	0	0
SPR Host		581	30.61%	136	97	0
Master Pack		0	0.00%	0	0	0
Reno Township Precinct 1	431	123	28.54%	22	12	0
Election Day		0	0.00%	0	0	0
Election Day Manual Entry		0	0.00%	0	0	0
SPR Host		123	28.54%	22	12	0
Master Pack		0	0.00%	0	0	0
Sherman Township Precinct 1	350	98	28.00%	22	11	1
Election Day		0	0.00%	0	0	0
Election Day Manual Entry		0	0.00%	0	0	0
SPR Host		98	28.00%	22	11	1
Master Pack		0	0.00%	0	0	0
Tawas Township Precinct 1	1,383	374	27.04%	61	41	0
Election Day		0	0.00%	0	0	0
Election Day Manual Entry		0	0.00%	0	0	0
SPR Host		374	27.04%	61	41	0
Master Pack		0	0.00%	0	0	0
Wilber Township Precinct 1	635	216	34.02%	68	26	0
Election Day		0	0.00%	0	0	0
Election Day Manual Entry		0	0.00%	0	0	0
SPR Host		216	34.02%	68	26	0
Master Pack		0	0.00%	0	0	0
City of East Tawas Precinct 1	2,099	601	28.63%	117	98	0
Election Day		0	0.00%	0	0	0
Election Day Manual Entry		0	0.00%	0	0	0
SPR Host		601	28.63%	117	98	0
Master Pack		0	0.00%	0	0	0
City of Tawas City Precinct 1	1,301	334	25.67%	77	50	0
Election Day		0	0.00%	0	0	0
Election Day Manual Entry		0	0.00%	0	0	0
SPR Host		334	25.67%	77	50	0
Master Pack		0	0.00%	0	0	0
City of Whittemore Precinct 1	341	67	19.65%	21	11	0
Election Day		0	0.00%	0	0	0
Election Day Manual Entry		0	0.00%	0	0	0
SPR Host		67	19.65%	21	11	0

Statement of Vote
Iosco County
Iosco_0816_Primary_E
8/2/2016

Democratic 106TH DISTRICT STATE REPRESENTATIVE

	Registered	Turnout	Percent	1	2	3
City of Whittemore Precinct 1	341	67	19.65%	21	11	0
Master Pack		0	0.00%	0	0	0
	21,086	5,250	24.90%	1,249	711	4

Candidates

- 1 Robert Kennedy
- 2 Erin Kieliszewski
- 3 Write-In

Statement of Vote
Iosco County
Iosco_0816_Primary_E
8/2/2016

JUDGE OF THE CIRCUIT COURT

	Registered	Turnout	Percent	1	2	3	4
Alabaster Township Precinct 1	425	118	27.76%	15	57	36	0
Election Day		0	0.00%	0	0	0	0
Election Day Manual Entry		0	0.00%	0	0	0	0
SPR Host		118	27.76%	15	57	36	0
Master Pack		0	0.00%	0	0	0	0
AuSable Township Precinct 1	1,732	358	20.67%	35	145	136	1
Election Day		0	0.00%	0	0	0	0
Election Day Manual Entry		0	0.00%	0	0	0	0
SPR Host		358	20.67%	35	145	136	1
Master Pack		0	0.00%	0	0	0	0
Baldwin Township Precinct 1	1,556	547	35.15%	80	225	173	0
Election Day		0	0.00%	0	0	0	0
Election Day Manual Entry		0	0.00%	0	0	0	0
SPR Host		547	35.15%	80	225	173	0
Master Pack		0	0.00%	0	0	0	0
Burleigh Township Precinct 1	585	111	18.97%	14	43	24	0
Election Day		0	0.00%	0	0	0	0
Election Day Manual Entry		0	0.00%	0	0	0	0
SPR Host		111	18.97%	14	43	24	0
Master Pack		0	0.00%	0	0	0	0
Grant Township Precinct 1	1,306	374	28.64%	37	215	85	1
Election Day		0	0.00%	0	0	0	0
Election Day Manual Entry		0	0.00%	0	0	0	0
SPR Host		374	28.64%	37	215	85	1
Master Pack		0	0.00%	0	0	0	0
Oscoda Township Precinct 1	1,897	339	17.87%	44	137	125	0
Election Day		0	0.00%	0	0	0	0
Election Day Manual Entry		0	0.00%	0	0	0	0
SPR Host		339	17.87%	44	137	125	0
Master Pack		0	0.00%	0	0	0	0
Oscoda Township Precinct 2	950	149	15.68%	26	43	69	0
Election Day		0	0.00%	0	0	0	0
Election Day Manual Entry		0	0.00%	0	0	0	0
SPR Host		149	15.68%	26	43	69	0
Master Pack		0	0.00%	0	0	0	0
Oscoda Township Precinct 3	1,463	301	20.57%	33	122	113	0
Election Day		0	0.00%	0	0	0	0
Election Day Manual Entry		0	0.00%	0	0	0	0
SPR Host		301	20.57%	33	122	113	0
Master Pack		0	0.00%	0	0	0	0
Oscoda Township Precinct 4	1,574	219	13.91%	16	85	90	0
Election Day		0	0.00%	0	0	0	0
Election Day Manual Entry		0	0.00%	0	0	0	0
SPR Host		219	13.91%	16	85	90	0
Master Pack		0	0.00%	0	0	0	0
Plainfield Township Precinct 1	1,160	340	29.31%	68	138	68	1
Election Day		0	0.00%	0	0	0	0
Election Day Manual Entry		0	0.00%	0	0	0	0
SPR Host		340	29.31%	68	138	68	1
Master Pack		0	0.00%	0	0	0	0

Statement of Vote
Iosco County
Iosco_0816_Primary_E
8/2/2016

JUDGE OF THE CIRCUIT COURT

	Registered	Turnout	Percent	1	2	3	4
Plainfield Township Precinct 2	1,898	581	30.61%	112	228	128	0
Election Day		0	0.00%	0	0	0	0
Election Day Manual Entry		0	0.00%	0	0	0	0
SPR Host		581	30.61%	112	228	128	0
Master Pack		0	0.00%	0	0	0	0
Reno Township Precinct 1	431	123	28.54%	24	63	18	0
Election Day		0	0.00%	0	0	0	0
Election Day Manual Entry		0	0.00%	0	0	0	0
SPR Host		123	28.54%	24	63	18	0
Master Pack		0	0.00%	0	0	0	0
Sherman Township Precinct 1	350	98	28.00%	10	37	41	0
Election Day		0	0.00%	0	0	0	0
Election Day Manual Entry		0	0.00%	0	0	0	0
SPR Host		98	28.00%	10	37	41	0
Master Pack		0	0.00%	0	0	0	0
Tawas Township Precinct 1	1,383	374	27.04%	37	167	150	0
Election Day		0	0.00%	0	0	0	0
Election Day Manual Entry		0	0.00%	0	0	0	0
SPR Host		374	27.04%	37	167	150	0
Master Pack		0	0.00%	0	0	0	0
Wilber Township Precinct 1	635	216	34.02%	25	91	68	0
Election Day		0	0.00%	0	0	0	0
Election Day Manual Entry		0	0.00%	0	0	0	0
SPR Host		216	34.02%	25	91	68	0
Master Pack		0	0.00%	0	0	0	0
City of East Tawas Precinct 1	2,099	601	28.63%	104	295	180	0
Election Day		0	0.00%	0	0	0	0
Election Day Manual Entry		0	0.00%	0	0	0	0
SPR Host		601	28.63%	104	295	180	0
Master Pack		0	0.00%	0	0	0	0
City of Tawas City Precinct 1	1,301	334	25.67%	35	157	131	0
Election Day		0	0.00%	0	0	0	0
Election Day Manual Entry		0	0.00%	0	0	0	0
SPR Host		334	25.67%	35	157	131	0
Master Pack		0	0.00%	0	0	0	0
City of Whittemore Precinct 1	341	67	19.65%	2	28	22	1
Election Day		0	0.00%	0	0	0	0
Election Day Manual Entry		0	0.00%	0	0	0	0
SPR Host		67	19.65%	2	28	22	1

Statement of Vote
Iosco County
Iosco_0816_Primary_E
8/2/2016

JUDGE OF THE CIRCUIT COURT

	Registered	Turnout	Percent	1	2	3	4
City of Whittemore Precinct 1	341	67	19.65%	2	28	22	1
Master Pack		0	0.00%	0	0	0	0
	21,086	5,250	24.90%	717	2,276	1,657	4

Candidates

- 1 Keith E. Moir
- 2 Nichol J. Palumbo
- 3 David C. Riffel
- 4 Write-In

Statement of Vote
Iosco County
Iosco_0816_Primary_E
8/2/2016

Republican PROSECUTING ATTORNEY

	Registered	Turnout	Percent	1
Alabaster Township Precinct 1	425	118	27.76%	3
Election Day		0	0.00%	0
Election Day Manual Entry		0	0.00%	0
SPR Host		118	27.76%	3
Master Pack		0	0.00%	0
AuSable Township Precinct 1	1,732	358	20.67%	7
Election Day		0	0.00%	0
Election Day Manual Entry		0	0.00%	0
SPR Host		358	20.67%	7
Master Pack		0	0.00%	0
Baldwin Township Precinct 1	1,556	547	35.15%	14
Election Day		0	0.00%	0
Election Day Manual Entry		0	0.00%	0
SPR Host		547	35.15%	14
Master Pack		0	0.00%	0
Burleigh Township Precinct 1	585	111	18.97%	2
Election Day		0	0.00%	0
Election Day Manual Entry		0	0.00%	0
SPR Host		111	18.97%	2
Master Pack		0	0.00%	0
Grant Township Precinct 1	1,306	374	28.64%	7
Election Day		0	0.00%	0
Election Day Manual Entry		0	0.00%	0
SPR Host		374	28.64%	7
Master Pack		0	0.00%	0
Oscoda Township Precinct 1	1,897	339	17.87%	9
Election Day		0	0.00%	0
Election Day Manual Entry		0	0.00%	0
SPR Host		339	17.87%	9
Master Pack		0	0.00%	0
Oscoda Township Precinct 2	950	149	15.68%	3
Election Day		0	0.00%	0
Election Day Manual Entry		0	0.00%	0
SPR Host		149	15.68%	3
Master Pack		0	0.00%	0
Oscoda Township Precinct 3	1,463	301	20.57%	8
Election Day		0	0.00%	0
Election Day Manual Entry		0	0.00%	0
SPR Host		301	20.57%	8
Master Pack		0	0.00%	0
Oscoda Township Precinct 4	1,574	219	13.91%	4
Election Day		0	0.00%	0
Election Day Manual Entry		0	0.00%	0
SPR Host		219	13.91%	4
Master Pack		0	0.00%	0
Plainfield Township Precinct 1	1,160	340	29.31%	3
Election Day		0	0.00%	0
Election Day Manual Entry		0	0.00%	0
SPR Host		340	29.31%	3
Master Pack		0	0.00%	0

Statement of Vote
 Iosco County
Iosco_0816_Primary_E
 8/2/2016

Republican PROSECUTING ATTORNEY

	Registered	Turnout	Percent	1
Plainfield Township Precinct 2	1,898	581	30.61%	10
Election Day		0	0.00%	0
Election Day Manual Entry		0	0.00%	0
SPR Host		581	30.61%	10
Master Pack		0	0.00%	0
Reno Township Precinct 1	431	123	28.54%	2
Election Day		0	0.00%	0
Election Day Manual Entry		0	0.00%	0
SPR Host		123	28.54%	2
Master Pack		0	0.00%	0
Sherman Township Precinct 1	350	98	28.00%	0
Election Day		0	0.00%	0
Election Day Manual Entry		0	0.00%	0
SPR Host		98	28.00%	0
Master Pack		0	0.00%	0
Tawas Township Precinct 1	1,383	374	27.04%	22
Election Day		0	0.00%	0
Election Day Manual Entry		0	0.00%	0
SPR Host		374	27.04%	22
Master Pack		0	0.00%	0
Wilber Township Precinct 1	635	216	34.02%	7
Election Day		0	0.00%	0
Election Day Manual Entry		0	0.00%	0
SPR Host		216	34.02%	7
Master Pack		0	0.00%	0
City of East Tawas Precinct 1	2,099	601	28.63%	24
Election Day		0	0.00%	0
Election Day Manual Entry		0	0.00%	0
SPR Host		601	28.63%	24
Master Pack		0	0.00%	0
City of Tawas City Precinct 1	1,301	334	25.67%	11
Election Day		0	0.00%	0
Election Day Manual Entry		0	0.00%	0
SPR Host		334	25.67%	11
Master Pack		0	0.00%	0
City of Whittemore Precinct 1	341	67	19.65%	0
Election Day		0	0.00%	0
Election Day Manual Entry		0	0.00%	0
SPR Host		67	19.65%	0

Statement of Vote
Iosco County
Iosco_0816_Primary_E
8/2/2016

Republican PROSECUTING ATTORNEY

	Registered	Turnout	Percent	1
City of Whittemore Precinct 1	341	67	19.65%	0
Master Pack		0	0.00%	0
	21,086	5,250	24.90%	136

Candidates

1 Write-In

Statement of Vote
Iosco County
Iosco_0816_Primary_E
8/2/2016

Republican SHERIFF

	Registered	Turnout	Percent	1
Alabaster Township Precinct 1	425	118	27.76%	2
Election Day		0	0.00%	0
Election Day Manual Entry		0	0.00%	0
SPR Host		118	27.76%	2
Master Pack		0	0.00%	0
AuSable Township Precinct 1	1,732	358	20.67%	7
Election Day		0	0.00%	0
Election Day Manual Entry		0	0.00%	0
SPR Host		358	20.67%	7
Master Pack		0	0.00%	0
Baldwin Township Precinct 1	1,556	547	35.15%	11
Election Day		0	0.00%	0
Election Day Manual Entry		0	0.00%	0
SPR Host		547	35.15%	11
Master Pack		0	0.00%	0
Burleigh Township Precinct 1	585	111	18.97%	3
Election Day		0	0.00%	0
Election Day Manual Entry		0	0.00%	0
SPR Host		111	18.97%	3
Master Pack		0	0.00%	0
Grant Township Precinct 1	1,306	374	28.64%	6
Election Day		0	0.00%	0
Election Day Manual Entry		0	0.00%	0
SPR Host		374	28.64%	6
Master Pack		0	0.00%	0
Oscoda Township Precinct 1	1,897	339	17.87%	9
Election Day		0	0.00%	0
Election Day Manual Entry		0	0.00%	0
SPR Host		339	17.87%	9
Master Pack		0	0.00%	0
Oscoda Township Precinct 2	950	149	15.68%	1
Election Day		0	0.00%	0
Election Day Manual Entry		0	0.00%	0
SPR Host		149	15.68%	1
Master Pack		0	0.00%	0
Oscoda Township Precinct 3	1,463	301	20.57%	6
Election Day		0	0.00%	0
Election Day Manual Entry		0	0.00%	0
SPR Host		301	20.57%	6
Master Pack		0	0.00%	0
Oscoda Township Precinct 4	1,574	219	13.91%	1
Election Day		0	0.00%	0
Election Day Manual Entry		0	0.00%	0
SPR Host		219	13.91%	1
Master Pack		0	0.00%	0
Plainfield Township Precinct 1	1,160	340	29.31%	5
Election Day		0	0.00%	0
Election Day Manual Entry		0	0.00%	0
SPR Host		340	29.31%	5
Master Pack		0	0.00%	0

Statement of Vote
Iosco County
Iosco_0816_Primary_E
8/2/2016

Republican SHERIFF

	Registered	Turnout	Percent	1
Plainfield Township Precinct 2	1,898	581	30.61%	7
Election Day		0	0.00%	0
Election Day Manual Entry		0	0.00%	0
SPR Host		581	30.61%	7
Master Pack		0	0.00%	0
Reno Township Precinct 1	431	123	28.54%	3
Election Day		0	0.00%	0
Election Day Manual Entry		0	0.00%	0
SPR Host		123	28.54%	3
Master Pack		0	0.00%	0
Sherman Township Precinct 1	350	98	28.00%	1
Election Day		0	0.00%	0
Election Day Manual Entry		0	0.00%	0
SPR Host		98	28.00%	1
Master Pack		0	0.00%	0
Tawas Township Precinct 1	1,383	374	27.04%	11
Election Day		0	0.00%	0
Election Day Manual Entry		0	0.00%	0
SPR Host		374	27.04%	11
Master Pack		0	0.00%	0
Wilber Township Precinct 1	635	216	34.02%	5
Election Day		0	0.00%	0
Election Day Manual Entry		0	0.00%	0
SPR Host		216	34.02%	5
Master Pack		0	0.00%	0
City of East Tawas Precinct 1	2,099	601	28.63%	13
Election Day		0	0.00%	0
Election Day Manual Entry		0	0.00%	0
SPR Host		601	28.63%	13
Master Pack		0	0.00%	0
City of Tawas City Precinct 1	1,301	334	25.67%	5
Election Day		0	0.00%	0
Election Day Manual Entry		0	0.00%	0
SPR Host		334	25.67%	5
Master Pack		0	0.00%	0
City of Whittemore Precinct 1	341	67	19.65%	0
Election Day		0	0.00%	0
Election Day Manual Entry		0	0.00%	0
SPR Host		67	19.65%	0

Statement of Vote
Iosco County
Iosco_0816_Primary_E
8/2/2016

Republican SHERIFF

	Registered	Turnout	Percent	1
City of Whittemore Precinct 1	341	67	19.65%	0
Master Pack		0	0.00%	0
	21,086	5,250	24.90%	96

Candidates

1 Write-In

Statement of Vote
Iosco County
Iosco_0816_Primary_E
8/2/2016

Republican CLERK

	Registered	Turnout	Percent	1	2
Alabaster Township Precinct 1	425	118	27.76%	63	0
Election Day		0	0.00%	0	0
Election Day Manual Entry		0	0.00%	0	0
SPR Host		118	27.76%	63	0
Master Pack		0	0.00%	0	0
AuSable Township Precinct 1	1,732	358	20.67%	133	0
Election Day		0	0.00%	0	0
Election Day Manual Entry		0	0.00%	0	0
SPR Host		358	20.67%	133	0
Master Pack		0	0.00%	0	0
Baldwin Township Precinct 1	1,556	547	35.15%	252	1
Election Day		0	0.00%	0	0
Election Day Manual Entry		0	0.00%	0	0
SPR Host		547	35.15%	252	1
Master Pack		0	0.00%	0	0
Burleigh Township Precinct 1	585	111	18.97%	43	0
Election Day		0	0.00%	0	0
Election Day Manual Entry		0	0.00%	0	0
SPR Host		111	18.97%	43	0
Master Pack		0	0.00%	0	0
Grant Township Precinct 1	1,306	374	28.64%	101	1
Election Day		0	0.00%	0	0
Election Day Manual Entry		0	0.00%	0	0
SPR Host		374	28.64%	101	1
Master Pack		0	0.00%	0	0
Oscoda Township Precinct 1	1,897	339	17.87%	139	1
Election Day		0	0.00%	0	0
Election Day Manual Entry		0	0.00%	0	0
SPR Host		339	17.87%	139	1
Master Pack		0	0.00%	0	0
Oscoda Township Precinct 2	950	149	15.68%	70	1
Election Day		0	0.00%	0	0
Election Day Manual Entry		0	0.00%	0	0
SPR Host		149	15.68%	70	1
Master Pack		0	0.00%	0	0
Oscoda Township Precinct 3	1,463	301	20.57%	122	1
Election Day		0	0.00%	0	0
Election Day Manual Entry		0	0.00%	0	0
SPR Host		301	20.57%	122	1
Master Pack		0	0.00%	0	0
Oscoda Township Precinct 4	1,574	219	13.91%	71	0
Election Day		0	0.00%	0	0
Election Day Manual Entry		0	0.00%	0	0
SPR Host		219	13.91%	71	0
Master Pack		0	0.00%	0	0
Plainfield Township Precinct 1	1,160	340	29.31%	94	0
Election Day		0	0.00%	0	0
Election Day Manual Entry		0	0.00%	0	0
SPR Host		340	29.31%	94	0
Master Pack		0	0.00%	0	0

Statement of Vote
Iosco County
Iosco_0816_Primary_E
8/2/2016

Republican CLERK

	Registered	Turnout	Percent	1	2
Plainfield Township Precinct 2	1,898	581	30.61%	183	0
Election Day		0	0.00%	0	0
Election Day Manual Entry		0	0.00%	0	0
SPR Host		581	30.61%	183	0
Master Pack		0	0.00%	0	0
Reno Township Precinct 1	431	123	28.54%	57	1
Election Day		0	0.00%	0	0
Election Day Manual Entry		0	0.00%	0	0
SPR Host		123	28.54%	57	1
Master Pack		0	0.00%	0	0
Sherman Township Precinct 1	350	98	28.00%	35	1
Election Day		0	0.00%	0	0
Election Day Manual Entry		0	0.00%	0	0
SPR Host		98	28.00%	35	1
Master Pack		0	0.00%	0	0
Tawas Township Precinct 1	1,383	374	27.04%	184	2
Election Day		0	0.00%	0	0
Election Day Manual Entry		0	0.00%	0	0
SPR Host		374	27.04%	184	2
Master Pack		0	0.00%	0	0
Wilber Township Precinct 1	635	216	34.02%	81	1
Election Day		0	0.00%	0	0
Election Day Manual Entry		0	0.00%	0	0
SPR Host		216	34.02%	81	1
Master Pack		0	0.00%	0	0
City of East Tawas Precinct 1	2,099	601	28.63%	273	4
Election Day		0	0.00%	0	0
Election Day Manual Entry		0	0.00%	0	0
SPR Host		601	28.63%	273	4
Master Pack		0	0.00%	0	0
City of Tawas City Precinct 1	1,301	334	25.67%	150	2
Election Day		0	0.00%	0	0
Election Day Manual Entry		0	0.00%	0	0
SPR Host		334	25.67%	150	2
Master Pack		0	0.00%	0	0
City of Whittemore Precinct 1	341	67	19.65%	26	0
Election Day		0	0.00%	0	0
Election Day Manual Entry		0	0.00%	0	0
SPR Host		67	19.65%	26	0

Statement of Vote
Iosco County
Iosco_0816_Primary_E
8/2/2016

Republican CLERK

	Registered	Turnout	Percent	1	2
City of Whittemore Precinct 1	341	67	19.65%	26	0
Master Pack		0	0.00%	0	0
	21,086	5,250	24.90%	2,077	16

Candidates

- 1 Nancy J. Huebel
- 2 Write-In

Statement of Vote
Iosco County
Iosco_0816_Primary_E
8/2/2016

Republican TREASURER

	Registered	Turnout	Percent	1	2
Alabaster Township Precinct 1	425	118	27.76%	56	0
Election Day		0	0.00%	0	0
Election Day Manual Entry		0	0.00%	0	0
SPR Host		118	27.76%	56	0
Master Pack		0	0.00%	0	0
AuSable Township Precinct 1	1,732	358	20.67%	123	0
Election Day		0	0.00%	0	0
Election Day Manual Entry		0	0.00%	0	0
SPR Host		358	20.67%	123	0
Master Pack		0	0.00%	0	0
Baldwin Township Precinct 1	1,556	547	35.15%	235	1
Election Day		0	0.00%	0	0
Election Day Manual Entry		0	0.00%	0	0
SPR Host		547	35.15%	235	1
Master Pack		0	0.00%	0	0
Burleigh Township Precinct 1	585	111	18.97%	38	0
Election Day		0	0.00%	0	0
Election Day Manual Entry		0	0.00%	0	0
SPR Host		111	18.97%	38	0
Master Pack		0	0.00%	0	0
Grant Township Precinct 1	1,306	374	28.64%	97	0
Election Day		0	0.00%	0	0
Election Day Manual Entry		0	0.00%	0	0
SPR Host		374	28.64%	97	0
Master Pack		0	0.00%	0	0
Oscoda Township Precinct 1	1,897	339	17.87%	134	0
Election Day		0	0.00%	0	0
Election Day Manual Entry		0	0.00%	0	0
SPR Host		339	17.87%	134	0
Master Pack		0	0.00%	0	0
Oscoda Township Precinct 2	950	149	15.68%	67	0
Election Day		0	0.00%	0	0
Election Day Manual Entry		0	0.00%	0	0
SPR Host		149	15.68%	67	0
Master Pack		0	0.00%	0	0
Oscoda Township Precinct 3	1,463	301	20.57%	117	1
Election Day		0	0.00%	0	0
Election Day Manual Entry		0	0.00%	0	0
SPR Host		301	20.57%	117	1
Master Pack		0	0.00%	0	0
Oscoda Township Precinct 4	1,574	219	13.91%	73	0
Election Day		0	0.00%	0	0
Election Day Manual Entry		0	0.00%	0	0
SPR Host		219	13.91%	73	0
Master Pack		0	0.00%	0	0
Plainfield Township Precinct 1	1,160	340	29.31%	87	0
Election Day		0	0.00%	0	0
Election Day Manual Entry		0	0.00%	0	0
SPR Host		340	29.31%	87	0
Master Pack		0	0.00%	0	0

Statement of Vote
Iosco County
Iosco_0816_Primary_E
8/2/2016

Republican TREASURER

	Registered	Turnout	Percent	1	2
Plainfield Township Precinct 2	1,898	581	30.61%	163	0
Election Day		0	0.00%	0	0
Election Day Manual Entry		0	0.00%	0	0
SPR Host		581	30.61%	163	0
Master Pack		0	0.00%	0	0
Reno Township Precinct 1	431	123	28.54%	51	0
Election Day		0	0.00%	0	0
Election Day Manual Entry		0	0.00%	0	0
SPR Host		123	28.54%	51	0
Master Pack		0	0.00%	0	0
Sherman Township Precinct 1	350	98	28.00%	27	0
Election Day		0	0.00%	0	0
Election Day Manual Entry		0	0.00%	0	0
SPR Host		98	28.00%	27	0
Master Pack		0	0.00%	0	0
Tawas Township Precinct 1	1,383	374	27.04%	179	1
Election Day		0	0.00%	0	0
Election Day Manual Entry		0	0.00%	0	0
SPR Host		374	27.04%	179	1
Master Pack		0	0.00%	0	0
Wilber Township Precinct 1	635	216	34.02%	76	1
Election Day		0	0.00%	0	0
Election Day Manual Entry		0	0.00%	0	0
SPR Host		216	34.02%	76	1
Master Pack		0	0.00%	0	0
City of East Tawas Precinct 1	2,099	601	28.63%	251	3
Election Day		0	0.00%	0	0
Election Day Manual Entry		0	0.00%	0	0
SPR Host		601	28.63%	251	3
Master Pack		0	0.00%	0	0
City of Tawas City Precinct 1	1,301	334	25.67%	142	0
Election Day		0	0.00%	0	0
Election Day Manual Entry		0	0.00%	0	0
SPR Host		334	25.67%	142	0
Master Pack		0	0.00%	0	0
City of Whittemore Precinct 1	341	67	19.65%	19	0
Election Day		0	0.00%	0	0
Election Day Manual Entry		0	0.00%	0	0
SPR Host		67	19.65%	19	0

Statement of Vote
 Losco County
losco_0816_Primary_E
 8/2/2016

Republican TREASURER

	Registered	Turnout	Percent	1	2
City of Whittemore Precinct 1	341	67	19.65%	19	0
Master Pack		0	0.00%	0	0
	21,086	5,250	24.90%	1,935	7

Candidates

- 1 Jane F. Hackborn
- 2 Write-In

Statement of Vote
Iosco County
Iosco_0816_Primary_E
8/2/2016

Republican REGISTER OF DEEDS

	Registered	Turnout	Percent	1	2
Alabaster Township Precinct 1	425	118	27.76%	60	0
Election Day		0	0.00%	0	0
Election Day Manual Entry		0	0.00%	0	0
SPR Host		118	27.76%	60	0
Master Pack		0	0.00%	0	0
AuSable Township Precinct 1	1,732	358	20.67%	121	0
Election Day		0	0.00%	0	0
Election Day Manual Entry		0	0.00%	0	0
SPR Host		358	20.67%	121	0
Master Pack		0	0.00%	0	0
Baldwin Township Precinct 1	1,556	547	35.15%	236	1
Election Day		0	0.00%	0	0
Election Day Manual Entry		0	0.00%	0	0
SPR Host		547	35.15%	236	1
Master Pack		0	0.00%	0	0
Burleigh Township Precinct 1	585	111	18.97%	40	0
Election Day		0	0.00%	0	0
Election Day Manual Entry		0	0.00%	0	0
SPR Host		111	18.97%	40	0
Master Pack		0	0.00%	0	0
Grant Township Precinct 1	1,306	374	28.64%	100	0
Election Day		0	0.00%	0	0
Election Day Manual Entry		0	0.00%	0	0
SPR Host		374	28.64%	100	0
Master Pack		0	0.00%	0	0
Oscoda Township Precinct 1	1,897	339	17.87%	133	0
Election Day		0	0.00%	0	0
Election Day Manual Entry		0	0.00%	0	0
SPR Host		339	17.87%	133	0
Master Pack		0	0.00%	0	0
Oscoda Township Precinct 2	950	149	15.68%	69	0
Election Day		0	0.00%	0	0
Election Day Manual Entry		0	0.00%	0	0
SPR Host		149	15.68%	69	0
Master Pack		0	0.00%	0	0
Oscoda Township Precinct 3	1,463	301	20.57%	117	1
Election Day		0	0.00%	0	0
Election Day Manual Entry		0	0.00%	0	0
SPR Host		301	20.57%	117	1
Master Pack		0	0.00%	0	0
Oscoda Township Precinct 4	1,574	219	13.91%	72	0
Election Day		0	0.00%	0	0
Election Day Manual Entry		0	0.00%	0	0
SPR Host		219	13.91%	72	0
Master Pack		0	0.00%	0	0
Plainfield Township Precinct 1	1,160	340	29.31%	85	0
Election Day		0	0.00%	0	0
Election Day Manual Entry		0	0.00%	0	0
SPR Host		340	29.31%	85	0
Master Pack		0	0.00%	0	0

Statement of Vote
Iosco County
Iosco_0816_Primary_E
8/2/2016

Republican REGISTER OF DEEDS

	Registered	Turnout	Percent	1	2
Plainfield Township Precinct 2	1,898	581	30.61%	173	0
Election Day		0	0.00%	0	0
Election Day Manual Entry		0	0.00%	0	0
SPR Host		581	30.61%	173	0
Master Pack		0	0.00%	0	0
Reno Township Precinct 1	431	123	28.54%	52	0
Election Day		0	0.00%	0	0
Election Day Manual Entry		0	0.00%	0	0
SPR Host		123	28.54%	52	0
Master Pack		0	0.00%	0	0
Sherman Township Precinct 1	350	98	28.00%	33	0
Election Day		0	0.00%	0	0
Election Day Manual Entry		0	0.00%	0	0
SPR Host		98	28.00%	33	0
Master Pack		0	0.00%	0	0
Tawas Township Precinct 1	1,383	374	27.04%	187	2
Election Day		0	0.00%	0	0
Election Day Manual Entry		0	0.00%	0	0
SPR Host		374	27.04%	187	2
Master Pack		0	0.00%	0	0
Wilber Township Precinct 1	635	216	34.02%	77	1
Election Day		0	0.00%	0	0
Election Day Manual Entry		0	0.00%	0	0
SPR Host		216	34.02%	77	1
Master Pack		0	0.00%	0	0
City of East Tawas Precinct 1	2,099	601	28.63%	271	3
Election Day		0	0.00%	0	0
Election Day Manual Entry		0	0.00%	0	0
SPR Host		601	28.63%	271	3
Master Pack		0	0.00%	0	0
City of Tawas City Precinct 1	1,301	334	25.67%	153	0
Election Day		0	0.00%	0	0
Election Day Manual Entry		0	0.00%	0	0
SPR Host		334	25.67%	153	0
Master Pack		0	0.00%	0	0
City of Whittemore Precinct 1	341	67	19.65%	23	0
Election Day		0	0.00%	0	0
Election Day Manual Entry		0	0.00%	0	0
SPR Host		67	19.65%	23	0

Statement of Vote
Iosco County
Iosco_0816_Primary_E
8/2/2016

Republican REGISTER OF DEEDS

	Registered	Turnout	Percent	1	2
City of Whittemore Precinct 1	341	67	19.65%	23	0
Master Pack		0	0.00%	0	0
	21,086	5,250	24.90%	2,002	8

Candidates

- 1 Ericka L. Earl
- 2 Write-In

Statement of Vote
Iosco County
Iosco_0816_Primary_E
8/2/2016

Republican DRAIN COMMISSIONER

	Registered	Turnout	Percent	1	2
Alabaster Township Precinct 1	425	118	27.76%	61	0
Election Day		0	0.00%	0	0
Election Day Manual Entry		0	0.00%	0	0
SPR Host		118	27.76%	61	0
Master Pack		0	0.00%	0	0
AuSable Township Precinct 1	1,732	358	20.67%	131	0
Election Day		0	0.00%	0	0
Election Day Manual Entry		0	0.00%	0	0
SPR Host		358	20.67%	131	0
Master Pack		0	0.00%	0	0
Baldwin Township Precinct 1	1,556	547	35.15%	232	1
Election Day		0	0.00%	0	0
Election Day Manual Entry		0	0.00%	0	0
SPR Host		547	35.15%	232	1
Master Pack		0	0.00%	0	0
Burleigh Township Precinct 1	585	111	18.97%	35	0
Election Day		0	0.00%	0	0
Election Day Manual Entry		0	0.00%	0	0
SPR Host		111	18.97%	35	0
Master Pack		0	0.00%	0	0
Grant Township Precinct 1	1,306	374	28.64%	96	1
Election Day		0	0.00%	0	0
Election Day Manual Entry		0	0.00%	0	0
SPR Host		374	28.64%	96	1
Master Pack		0	0.00%	0	0
Oscoda Township Precinct 1	1,897	339	17.87%	139	0
Election Day		0	0.00%	0	0
Election Day Manual Entry		0	0.00%	0	0
SPR Host		339	17.87%	139	0
Master Pack		0	0.00%	0	0
Oscoda Township Precinct 2	950	149	15.68%	70	0
Election Day		0	0.00%	0	0
Election Day Manual Entry		0	0.00%	0	0
SPR Host		149	15.68%	70	0
Master Pack		0	0.00%	0	0
Oscoda Township Precinct 3	1,463	301	20.57%	124	0
Election Day		0	0.00%	0	0
Election Day Manual Entry		0	0.00%	0	0
SPR Host		301	20.57%	124	0
Master Pack		0	0.00%	0	0
Oscoda Township Precinct 4	1,574	219	13.91%	81	0
Election Day		0	0.00%	0	0
Election Day Manual Entry		0	0.00%	0	0
SPR Host		219	13.91%	81	0
Master Pack		0	0.00%	0	0
Plainfield Township Precinct 1	1,160	340	29.31%	86	0
Election Day		0	0.00%	0	0
Election Day Manual Entry		0	0.00%	0	0
SPR Host		340	29.31%	86	0
Master Pack		0	0.00%	0	0

Statement of Vote
 Iosco County
Iosco_0816_Primary_E
 8/2/2016

Republican DRAIN COMMISSIONER

	Registered	Turnout	Percent	1	2
Plainfield Township Precinct 2	1,898	581	30.61%	173	0
Election Day		0	0.00%	0	0
Election Day Manual Entry		0	0.00%	0	0
SPR Host		581	30.61%	173	0
Master Pack		0	0.00%	0	0
Reno Township Precinct 1	431	123	28.54%	53	0
Election Day		0	0.00%	0	0
Election Day Manual Entry		0	0.00%	0	0
SPR Host		123	28.54%	53	0
Master Pack		0	0.00%	0	0
Sherman Township Precinct 1	350	98	28.00%	24	1
Election Day		0	0.00%	0	0
Election Day Manual Entry		0	0.00%	0	0
SPR Host		98	28.00%	24	1
Master Pack		0	0.00%	0	0
Tawas Township Precinct 1	1,383	374	27.04%	167	2
Election Day		0	0.00%	0	0
Election Day Manual Entry		0	0.00%	0	0
SPR Host		374	27.04%	167	2
Master Pack		0	0.00%	0	0
Wilber Township Precinct 1	635	216	34.02%	77	1
Election Day		0	0.00%	0	0
Election Day Manual Entry		0	0.00%	0	0
SPR Host		216	34.02%	77	1
Master Pack		0	0.00%	0	0
City of East Tawas Precinct 1	2,099	601	28.63%	257	1
Election Day		0	0.00%	0	0
Election Day Manual Entry		0	0.00%	0	0
SPR Host		601	28.63%	257	1
Master Pack		0	0.00%	0	0
City of Tawas City Precinct 1	1,301	334	25.67%	143	0
Election Day		0	0.00%	0	0
Election Day Manual Entry		0	0.00%	0	0
SPR Host		334	25.67%	143	0
Master Pack		0	0.00%	0	0
City of Whittemore Precinct 1	341	67	19.65%	19	0
Election Day		0	0.00%	0	0
Election Day Manual Entry		0	0.00%	0	0
SPR Host		67	19.65%	19	0

Statement of Vote
Iosco County
Iosco_0816_Primary_E
8/2/2016

Republican DRAIN COMMISSIONER

	Registered	Turnout	Percent	1	2
City of Whittemore Precinct 1	341	67	19.65%	19	0
Master Pack		0	0.00%	0	0
	21,086	5,250	24.90%	1,968	7

Candidates

- 1 Gary R. Adams
- 2 Write-In

Statement of Vote
Iosco County
Iosco_0816_Primary_E
8/2/2016

Republican COUNTY COMMISSIONER - DISTRICT 1

	Registered	Turnout	Percent	1	2
Oscoda Township Precinct 1	1,897	339	17.87%	136	1
Election Day		0	0.00%	0	0
Election Day Manual Entry		0	0.00%	0	0
SPR Host		339	17.87%	136	1
Master Pack		0	0.00%	0	0
Oscoda Township Precinct 2	950	149	15.68%	58	0
Election Day		0	0.00%	0	0
Election Day Manual Entry		0	0.00%	0	0
SPR Host		149	15.68%	58	0
Master Pack		0	0.00%	0	0
Oscoda Township Precinct 3	1,463	301	20.57%	123	1
Election Day		0	0.00%	0	0
Election Day Manual Entry		0	0.00%	0	0
SPR Host		301	20.57%	123	1
Master Pack		0	0.00%	0	0
Wilber Township Precinct 1	635	216	34.02%	79	1
Election Day		0	0.00%	0	0
Election Day Manual Entry		0	0.00%	0	0
SPR Host		216	34.02%	79	1
Master Pack		0	0.00%	0	0
	4,945	1,005	20.32%	396	3

Candidates

- 1 Robert W. Huebel, III
- 2 Write-In

Statement of Vote
Iosco County
Iosco_0816_Primary_E
8/2/2016

Republican COUNTY COMMISSIONER - DISTRICT 2

	Registered	Turnout	Percent	1	2
AuSable Township Precinct 1	1,732	358	20.67%	125	0
Election Day		0	0.00%	0	0
Election Day Manual Entry		0	0.00%	0	0
SPR Host		358	20.67%	125	0
Master Pack		0	0.00%	0	0
Baldwin Township Precinct 1	1,556	547	35.15%	142	1
Election Day		0	0.00%	0	0
Election Day Manual Entry		0	0.00%	0	0
SPR Host		547	35.15%	142	1
Master Pack		0	0.00%	0	0
Oscoda Township Precinct 4	1,574	219	13.91%	74	0
Election Day		0	0.00%	0	0
Election Day Manual Entry		0	0.00%	0	0
SPR Host		219	13.91%	74	0
Master Pack		0	0.00%	0	0
	4,862	1,124	23.12%	341	1

Candidates

- 1 Jeff Johnston
- 2 Write-In

Statement of Vote
Iosco County
Iosco_0816_Primary_E
8/2/2016

Republican COUNTY COMMISSIONER - DISTRICT 3

	Registered	Turnout	Percent	1	2	3
Oscoda Township Precinct 2	950	149	15.68%	4	7	0
Election Day		0	0.00%	0	0	0
Election Day Manual Entry		0	0.00%	0	0	0
SPR Host		149	15.68%	4	7	0
Master Pack		0	0.00%	0	0	0
Plainfield Township Precinct 1	1,160	340	29.31%	33	83	0
Election Day		0	0.00%	0	0	0
Election Day Manual Entry		0	0.00%	0	0	0
SPR Host		340	29.31%	33	83	0
Master Pack		0	0.00%	0	0	0
Plainfield Township Precinct 2	1,898	581	30.61%	81	138	0
Election Day		0	0.00%	0	0	0
Election Day Manual Entry		0	0.00%	0	0	0
SPR Host		581	30.61%	81	138	0
Master Pack		0	0.00%	0	0	0
Reno Township Precinct 1	431	123	28.54%	24	41	1
Election Day		0	0.00%	0	0	0
Election Day Manual Entry		0	0.00%	0	0	0
SPR Host		123	28.54%	24	41	1
Master Pack		0	0.00%	0	0	0
	4,439	1,193	26.88%	142	269	1

Candidates

- 1 Roger Houthoofd
- 2 Mark McKulsky
- 3 Write-In

Statement of Vote
 Iosco County
Iosco_0816_Primary_E
 8/2/2016

Republican COUNTY COMMISSIONER - DISTRICT 4

	Registered	Turnout	Percent	1	2
Baldwin Township Precinct 1	1,556	547	35.15%	84	0
Election Day		0	0.00%	0	0
Election Day Manual Entry		0	0.00%	0	0
SPR Host		547	35.15%	84	0
Master Pack		0	0.00%	0	0
City of East Tawas Precinct 1	2,099	601	28.63%	268	2
Election Day		0	0.00%	0	0
Election Day Manual Entry		0	0.00%	0	0
SPR Host		601	28.63%	268	2
Master Pack		0	0.00%	0	0
City of Tawas City Precinct 1	1,301	334	25.67%	143	1
Election Day		0	0.00%	0	0
Election Day Manual Entry		0	0.00%	0	0
SPR Host		334	25.67%	143	1
Master Pack		0	0.00%	0	0
	4,956	1,482	29.90%	495	3

Candidates

- 1 John F. Moehring
- 2 Write-In

Statement of Vote
Iosco County
Iosco_0816_Primary_E
8/2/2016

Republican COUNTY COMMISSIONER - DISTRICT 5

	Registered	Turnout	Percent	1	2
Alabaster Township Precinct 1	425	118	27.76%	59	0
Election Day		0	0.00%	0	0
Election Day Manual Entry		0	0.00%	0	0
SPR Host		118	27.76%	59	0
Master Pack		0	0.00%	0	0
Burleigh Township Precinct 1	585	111	18.97%	43	0
Election Day		0	0.00%	0	0
Election Day Manual Entry		0	0.00%	0	0
SPR Host		111	18.97%	43	0
Master Pack		0	0.00%	0	0
Grant Township Precinct 1	1,306	374	28.64%	97	0
Election Day		0	0.00%	0	0
Election Day Manual Entry		0	0.00%	0	0
SPR Host		374	28.64%	97	0
Master Pack		0	0.00%	0	0
Sherman Township Precinct 1	350	98	28.00%	38	1
Election Day		0	0.00%	0	0
Election Day Manual Entry		0	0.00%	0	0
SPR Host		98	28.00%	38	1
Master Pack		0	0.00%	0	0
Tawas Township Precinct 1	1,383	374	27.04%	181	2
Election Day		0	0.00%	0	0
Election Day Manual Entry		0	0.00%	0	0
SPR Host		374	27.04%	181	2
Master Pack		0	0.00%	0	0
City of Whittemore Precinct 1	341	67	19.65%	19	1
Election Day		0	0.00%	0	0
Election Day Manual Entry		0	0.00%	0	0
SPR Host		67	19.65%	19	1
Master Pack		0	0.00%	0	0
	4,390	1,142	26.01%	437	4

Candidates

- 1 Donald Jay O'Farrell
- 2 Write-In

Statement of Vote
Iosco County
Iosco_0816_Primary_E
8/2/2016

Republican ALABASTER TOWNSHIP SUPERVISOR

	Registered	Turnout	Percent	1	2
Alabaster Township Precinct 1	425	118	27.76%	66	0
Election Day		0	0.00%	0	0
Election Day Manual Entry		0	0.00%	0	0
SPR Host		118	27.76%	66	0
Master Pack		0	0.00%	0	0
	425	118	27.76%	66	0

Candidates

- 1 Stephanie Wentworth
- 2 Write-In

Statement of Vote
Iosco County
Iosco_0816_Primary_E
8/2/2016

Republican ALABASTER TOWNSHIP CLERK

	Registered	Turnout	Percent	1	2
Alabaster Township Precinct 1	425	118	27.76%	55	1
Election Day		0	0.00%	0	0
Election Day Manual Entry		0	0.00%	0	0
SPR Host		118	27.76%	55	1
Master Pack		0	0.00%	0	0
	425	118	27.76%	55	1

Candidates

- 1 Christina L. Pauley
- 2 Write-In

Statement of Vote
Iosco County
Iosco_0816_Primary_E
8/2/2016

Republican ALABASTER TOWNSHIP TREASURER

	Registered	Turnout	Percent	1	2
Alabaster Township Precinct 1	425	118	27.76%	66	0
Election Day		0	0.00%	0	0
Election Day Manual Entry		0	0.00%	0	0
SPR Host		118	27.76%	66	0
Master Pack		0	0.00%	0	0
	425	118	27.76%	66	0

Candidates

- 1 Lorraine S. Paskiewicz
- 2 Write-In

Statement of Vote
Iosco County
Iosco_0816_Primary_E
8/2/2016

Republican ALABASTER TOWNSHIP TRUSTEE

	Registered	Turnout	Percent	1	2	3	4
Alabaster Township Precinct 1	425	118	27.76%	57	61	0	0
Election Day		0	0.00%	0	0	0	0
Election Day Manual Entry		0	0.00%	0	0	0	0
SPR Host		118	27.76%	57	61	0	0
Master Pack		0	0.00%	0	0	0	0
	425	118	27.76%	57	61	0	0

Candidates

- 1 Joseph P. Czaika
- 2 Jeanne L. Lutes
- 3 Write-In
- 4 Write-In

Statement of Vote
Iosco County
Iosco_0816_Primary_E
8/2/2016

Republican ALABASTER TWP PCT DELEGATE - REP

	Registered	Turnout	Percent	1
Alabaster Township Precinct 1	425	118	27.76%	3
Election Day		0	0.00%	0
Election Day Manual Entry		0	0.00%	0
SPR Host		118	27.76%	3
Master Pack		0	0.00%	0
	425	118	27.76%	3

Candidates

1 Write-In

Statement of Vote
 Iosco County
Iosco_0816_Primary_E
 8/2/2016

Republican AU\$ABLE TOWNSHIP SUPERVISOR

	Registered	Turnout	Percent	1
AuSable Township Precinct 1	1,732	358	20.67%	4
Election Day		0	0.00%	0
Election Day Manual Entry		0	0.00%	0
SPR Host		358	20.67%	4
Master Pack		0	0.00%	0
	1,732	358	20.67%	4

Candidates

1 Write-In

Statement of Vote
Iosco County
Iosco_0816_Primary_E
8/2/2016

Republican AUSALE TOWNSHIP CLERK

	Registered	Turnout	Percent	1	2
AuSable Township Precinct 1	1,732	358	20.67%	121	0
Election Day		0	0.00%	0	0
Election Day Manual Entry		0	0.00%	0	0
SPR Host		358	20.67%	121	0
Master Pack		0	0.00%	0	0
	1,732	358	20.67%	121	0

Candidates

- 1 Kelly Graham
- 2 Write-In

Statement of Vote
Iosco County
Iosco_0816_Primary_E
8/2/2016

Republican AUSALE TOWNSHIP TREASURER

	Registered	Turnout	Percent	1
AuSable Township Precinct 1	1,732	358	20.67%	5
Election Day		0	0.00%	0
Election Day Manual Entry		0	0.00%	0
SPR Host		358	20.67%	5
Master Pack		0	0.00%	0
	1,732	358	20.67%	5

Candidates

1 Write-In

Statement of Vote
Iosco County
Iosco_0816_Primary_E
8/2/2016

Republican AUSABLE TOWNSHIP TRUSTEE

	Registered	Turnout	Percent	1	2	3	4	5
AuSable Township Precinct 1	1,732	358	20.67%	118	1	0	0	0
Election Day		0	0.00%	0	0	0	0	0
Election Day Manual Entry		0	0.00%	0	0	0	0	0
SPR Host		358	20.67%	118	1	0	0	0
Master Pack		0	0.00%	0	0	0	0	0
	1,732	358	20.67%	118	1	0	0	0

Candidates

- 1 Jeffrey Moss
- 2 Write-In
- 3 Write-In
- 4 Write-In
- 5 Write-In

Statement of Vote
Iosco County
Iosco_0816_Primary_E
8/2/2016

Republican AUSABLE TWP PCT DELEGATE - REP

	Registered	Turnout	Percent	1	2	3	4	5
AuSable Township Precinct 1	1,732	358	20.67%	103	104	0	0	0
Election Day		0	0.00%	0	0	0	0	0
Election Day Manual Entry		0	0.00%	0	0	0	0	0
SPR Host		358	20.67%	103	104	0	0	0
Master Pack		0	0.00%	0	0	0	0	0
	1,732	358	20.67%	103	104	0	0	0

Candidates

- 1 Elizabeth Johnston
- 2 Jeff Johnston
- 3 Write-In
- 4 Write-In
- 5 Write-In

Statement of Vote
Iosco County
Iosco_0816_Primary_E
8/2/2016

Republican BALDWIN TOWNSHIP SUPERVISOR

	Registered	Turnout	Percent	1	2	3
Baldwin Township Precinct 1	1,556	547	35.15%	132	174	1
Election Day		0	0.00%	0	0	0
Election Day Manual Entry		0	0.00%	0	0	0
SPR Host		547	35.15%	132	174	1
Master Pack		0	0.00%	0	0	0
	1,556	547	35.15%	132	174	1

Candidates

- 1 Clare Earl
- 2 James Svoboda
- 3 Write-In

Statement of Vote
Iosco County
Iosco_0816_Primary_E
8/2/2016

Republican BALDWIN TOWNSHIP CLERK

	Registered	Turnout	Percent	1	2
Baldwin Township Precinct 1	1,556	547	35.15%	235	2
Election Day		0	0.00%	0	0
Election Day Manual Entry		0	0.00%	0	0
SPR Host		547	35.15%	235	2
Master Pack		0	0.00%	0	0
	1,556	547	35.15%	235	2

Candidates

- 1 Cathy Pittsley
- 2 Write-In

Statement of Vote
Iosco County
Iosco_0816_Primary_E
8/2/2016

Republican BALDWIN TOWNSHIP TREASURER

	Registered	Turnout	Percent	1	2
Baldwin Township Precinct 1	1,556	547	35.15%	243	1
Election Day		0	0.00%	0	0
Election Day Manual Entry		0	0.00%	0	0
SPR Host		547	35.15%	243	1
Master Pack		0	0.00%	0	0
	1,556	547	35.15%	243	1

Candidates

- 1 Andrea M. Schmidt
- 2 Write-In

Statement of Vote
Iosco County
Iosco_0816_Primary_E
8/2/2016

Republican BALDWIN TOWNSHIP TRUSTEE

	Registered	Turnout	Percent	1	2	3	4
Baldwin Township Precinct 1	1,556	547	35.15%	150	229	1	0
Election Day		0	0.00%	0	0	0	0
Election Day Manual Entry		0	0.00%	0	0	0	0
SPR Host		547	35.15%	150	229	1	0
Master Pack		0	0.00%	0	0	0	0
	1,556	547	35.15%	150	229	1	0

Candidates

- 1 Mike Falle
- 2 Craig H. Prescott
- 3 Write-In
- 4 Write-In

Statement of Vote
Iosco County
Iosco_0816_Primary_E
8/2/2016

Republican BALDWIN TWP PCT DELEGATE - REP

	Registered	Turnout	Percent	1	2	3	4	5
Baldwin Township Precinct 1	1,556	547	35.15%	211	172	5	2	1
Election Day		0	0.00%	0	0	0	0	0
Election Day Manual Entry		0	0.00%	0	0	0	0	0
SPR Host		547	35.15%	211	172	5	2	1
Master Pack		0	0.00%	0	0	0	0	0
	1,556	547	35.15%	211	172	5	2	1

Candidates

- 1 Jane C. Ruster
- 2 Patrick B. Ruster
- 3 Write-In
- 4 Write-In
- 5 Write-In

Statement of Vote
Iosco County
Iosco_0816_Primary_E
8/2/2016

Republican BURLEIGH TOWNSHIP SUPERVISOR

	Registered	Turnout	Percent	1	2
Burleigh Township Precinct 1	585	111	18.97%	50	0
Election Day		0	0.00%	0	0
Election Day Manual Entry		0	0.00%	0	0
SPR Host		111	18.97%	50	0
Master Pack		0	0.00%	0	0
	585	111	18.97%	50	0

Candidates

- 1 Christopher Stone
- 2 Write-In

Statement of Vote
Iosco County
Iosco_0816_Primary_E
8/2/2016

Republican BURLEIGH TOWNSHIP CLERK

	Registered	Turnout	Percent	1
Burleigh Township Precinct 1	585	111	18.97%	2
Election Day		0	0.00%	0
Election Day Manual Entry		0	0.00%	0
SPR Host		111	18.97%	2
Master Pack		0	0.00%	0
	585	111	18.97%	2

Candidates

1 Write-In

Statement of Vote
Iosco County
Iosco_0816_Primary_E
8/2/2016

Republican BURLEIGH TOWNSHIP TREASURER

	Registered	Turnout	Percent	1
Burleigh Township Precinct 1	585	111	18.97%	2
Election Day		0	0.00%	0
Election Day Manual Entry		0	0.00%	0
SPR Host		111	18.97%	2
Master Pack		0	0.00%	0
	585	111	18.97%	2

Candidates

1 Write-In

Statement of Vote
Iosco County
Iosco_0816_Primary_E
8/2/2016

Republican BURLEIGH TOWNSHIP TRUSTEE

	Registered	Turnout	Percent	1	2	3	4
Burleigh Township Precinct 1	585	111	18.97%	36	28	0	0
Election Day		0	0.00%	0	0	0	0
Election Day Manual Entry		0	0.00%	0	0	0	0
SPR Host		111	18.97%	36	28	0	0
Master Pack		0	0.00%	0	0	0	0
	585	111	18.97%	36	28	0	0

Candidates

- 1 Lynn D. Daniels
- 2 Matthew Jordan
- 3 Write-In
- 4 Write-In

Statement of Vote
Iosco County
Iosco_0816_Primary_E
8/2/2016

Republican BURLEIGH TWP PCT DELEGATE - REP

	Registered	Turnout	Percent	1	2
Burleigh Township Precinct 1	585	111	18.97%	37	0
Election Day		0	0.00%	0	0
Election Day Manual Entry		0	0.00%	0	0
SPR Host		111	18.97%	37	0
Master Pack		0	0.00%	0	0
	585	111	18.97%	37	0

Candidates

- 1 David L. Chandler
- 2 Write-In

Statement of Vote
Iosco County
Iosco_0816_Primary_E
8/2/2016

Republican GRANT TOWNSHIP SUPERVISOR

	Registered	Turnout	Percent	1	2
Grant Township Precinct 1	1,306	374	28.64%	104	1
Election Day		0	0.00%	0	0
Election Day Manual Entry		0	0.00%	0	0
SPR Host		374	28.64%	104	1
Master Pack		0	0.00%	0	0
	1,306	374	28.64%	104	1

Candidates

- 1 Todd M. Torrey
- 2 Write-In

Statement of Vote
Iosco County
Iosco_0816_Primary_E
8/2/2016

Republican GRANT TOWNSHIP CLERK

	Registered	Turnout	Percent	1
Grant Township Precinct 1	1,306	374	28.64%	5
Election Day		0	0.00%	0
Election Day Manual Entry		0	0.00%	0
SPR Host		374	28.64%	5
Master Pack		0	0.00%	0
	1,306	374	28.64%	5

Candidates

1 Write-In

Statement of Vote
Iosco County
Iosco_0816_Primary_E
8/2/2016

Republican GRANT TOWNSHIP TREASURER

	Registered	Turnout	Percent	1
Grant Township Precinct 1	1,306	374	28.64%	4
Election Day		0	0.00%	0
Election Day Manual Entry		0	0.00%	0
SPR Host		374	28.64%	4
Master Pack		0	0.00%	0
	1,306	374	28.64%	4

Candidates

1 Write-In

Statement of Vote
Iosco County
Iosco_0816_Primary_E
8/2/2016

Republican GRANT TOWNSHIP TRUSTEE

	Registered	Turnout	Percent	1	2
Grant Township Precinct 1	1,306	374	28.64%	6	0
Election Day		0	0.00%	0	0
Election Day Manual Entry		0	0.00%	0	0
SPR Host		374	28.64%	6	0
Master Pack		0	0.00%	0	0
	1,306	374	28.64%	6	0

Candidates

- 1 Write-In
- 2 Write-In

Statement of Vote
 Iosco County
Iosco_0816_Primary_E
 8/2/2016

Republican GRANT TWP PCT DELEGATE - REP

	Registered	Turnout	Percent	1	2
Grant Township Precinct 1	1,306	374	28.64%	3	0
Election Day		0	0.00%	0	0
Election Day Manual Entry		0	0.00%	0	0
SPR Host		374	28.64%	3	0
Master Pack		0	0.00%	0	0
	1,306	374	28.64%	3	0

Candidates

- 1 Write-In
- 2 Write-In

Statement of Vote
Iosco County
Iosco_0816_Primary_E
8/2/2016

Republican OSCODA TOWNSHIP SUPERVISOR

	Registered	Turnout	Percent	1	2
Oscoda Township Precinct 1	1,897	339	17.87%	132	2
Election Day		0	0.00%	0	0
Election Day Manual Entry		0	0.00%	0	0
SPR Host		339	17.87%	132	2
Master Pack		0	0.00%	0	0
Oscoda Township Precinct 2	950	149	15.68%	62	0
Election Day		0	0.00%	0	0
Election Day Manual Entry		0	0.00%	0	0
SPR Host		149	15.68%	62	0
Master Pack		0	0.00%	0	0
Oscoda Township Precinct 3	1,463	301	20.57%	112	0
Election Day		0	0.00%	0	0
Election Day Manual Entry		0	0.00%	0	0
SPR Host		301	20.57%	112	0
Master Pack		0	0.00%	0	0
Oscoda Township Precinct 4	1,574	219	13.91%	65	2
Election Day		0	0.00%	0	0
Election Day Manual Entry		0	0.00%	0	0
SPR Host		219	13.91%	65	2
Master Pack		0	0.00%	0	0
	5,884	1,008	17.13%	371	4

Candidates

- 1 Aaron Weed
- 2 Write-In

Statement of Vote
Iosco County
Iosco_0816_Primary_E
8/2/2016

Republican OSCODA TOWNSHIP CLERK

	Registered	Turnout	Percent	1	2
Oscoda Township Precinct 1	1,897	339	17.87%	120	2
Election Day		0	0.00%	0	0
Election Day Manual Entry		0	0.00%	0	0
SPR Host		339	17.87%	120	2
Master Pack		0	0.00%	0	0
Oscoda Township Precinct 2	950	149	15.68%	58	0
Election Day		0	0.00%	0	0
Election Day Manual Entry		0	0.00%	0	0
SPR Host		149	15.68%	58	0
Master Pack		0	0.00%	0	0
Oscoda Township Precinct 3	1,463	301	20.57%	107	2
Election Day		0	0.00%	0	0
Election Day Manual Entry		0	0.00%	0	0
SPR Host		301	20.57%	107	2
Master Pack		0	0.00%	0	0
Oscoda Township Precinct 4	1,574	219	13.91%	60	1
Election Day		0	0.00%	0	0
Election Day Manual Entry		0	0.00%	0	0
SPR Host		219	13.91%	60	1
Master Pack		0	0.00%	0	0
	5,884	1,008	17.13%	345	5

Candidates

- 1 Tessa Weed
- 2 Write-In

Statement of Vote
Iosco County
Iosco_0816_Primary_E
8/2/2016

Republican OSCODA TOWNSHIP TREASURER

	Registered	Turnout	Percent	1	2
Oscoda Township Precinct 1	1,897	339	17.87%	126	1
Election Day		0	0.00%	0	0
Election Day Manual Entry		0	0.00%	0	0
SPR Host		339	17.87%	126	1
Master Pack		0	0.00%	0	0
Oscoda Township Precinct 2	950	149	15.68%	67	0
Election Day		0	0.00%	0	0
Election Day Manual Entry		0	0.00%	0	0
SPR Host		149	15.68%	67	0
Master Pack		0	0.00%	0	0
Oscoda Township Precinct 3	1,463	301	20.57%	115	1
Election Day		0	0.00%	0	0
Election Day Manual Entry		0	0.00%	0	0
SPR Host		301	20.57%	115	1
Master Pack		0	0.00%	0	0
Oscoda Township Precinct 4	1,574	219	13.91%	66	0
Election Day		0	0.00%	0	0
Election Day Manual Entry		0	0.00%	0	0
SPR Host		219	13.91%	66	0
Master Pack		0	0.00%	0	0
	5,884	1,008	17.13%	374	2

Candidates

- 1 Jaimie L. McGuire
- 2 Write-In

Statement of Vote
Iosco County
Iosco_0816_Primary_E
8/2/2016

Republican OSCODA TOWNSHIP TRUSTEE

	Registered	Turnout	Percent	1	2	3	4	5	6	7
Oscoda Township Precinct 1	1,897	339	17.87%	104	105	96	4	2	2	1
Election Day		0	0.00%	0	0	0	0	0	0	0
Election Day Manual Entry		0	0.00%	0	0	0	0	0	0	0
SPR Host		339	17.87%	104	105	96	4	2	2	1
Master Pack		0	0.00%	0	0	0	0	0	0	0
Oscoda Township Precinct 2	950	149	15.68%	53	42	51	0	0	0	0
Election Day		0	0.00%	0	0	0	0	0	0	0
Election Day Manual Entry		0	0.00%	0	0	0	0	0	0	0
SPR Host		149	15.68%	53	42	51	0	0	0	0
Master Pack		0	0.00%	0	0	0	0	0	0	0
Oscoda Township Precinct 3	1,463	301	20.57%	93	96	92	1	0	0	0
Election Day		0	0.00%	0	0	0	0	0	0	0
Election Day Manual Entry		0	0.00%	0	0	0	0	0	0	0
SPR Host		301	20.57%	93	96	92	1	0	0	0
Master Pack		0	0.00%	0	0	0	0	0	0	0
Oscoda Township Precinct 4	1,574	219	13.91%	45	62	45	0	0	0	0
Election Day		0	0.00%	0	0	0	0	0	0	0
Election Day Manual Entry		0	0.00%	0	0	0	0	0	0	0
SPR Host		219	13.91%	45	62	45	0	0	0	0
Master Pack		0	0.00%	0	0	0	0	0	0	0
	5,884	1,008	17.13%	295	305	284	5	2	2	1

Candidates

- 1 Timothy L. Cummings
- 2 Martin R. Gayeski
- 3 William D. Palmer
- 4 Write-In
- 5 Write-In
- 6 Write-In
- 7 Write-In

Statement of Vote
Iosco County
Iosco_0816_Primary_E
8/2/2016

Republican OSCODA TWP PCT 1 DELEGATE - REP

	Registered	Turnout	Percent	1	2	3	4
Oscoda Township Precinct 1	1,897	339	17.87%	1	1	1	1
Election Day		0	0.00%	0	0	0	0
Election Day Manual Entry		0	0.00%	0	0	0	0
SPR Host		339	17.87%	1	1	1	1
Master Pack		0	0.00%	0	0	0	0
	1,897	339	17.87%	1	1	1	1

Candidates

- 1 Write-In
- 2 Write-In
- 3 Write-In
- 4 Write-In

Statement of Vote
Iosco County
Iosco_0816_Primary_E
8/2/2016

Republican OSCODA TWP PCT 2 DELEGATE - REP

	Registered	Turnout	Percent	1
Oscoda Township Precinct 2	950	149	15.68%	3
Election Day		0	0.00%	0
Election Day Manual Entry		0	0.00%	0
SPR Host		149	15.68%	3
Master Pack		0	0.00%	0
	950	149	15.68%	3

Candidates

1 Write-In

Statement of Vote
Iosco County
Iosco_0816_Primary_E
8/2/2016

Republican OSCODA TWP PCT 3 DELEGATE - REP

	Registered	Turnout	Percent	1	2	3
Oscoda Township Precinct 3	1,463	301	20.57%	3	0	0
Election Day		0	0.00%	0	0	0
Election Day Manual Entry		0	0.00%	0	0	0
SPR Host		301	20.57%	3	0	0
Master Pack		0	0.00%	0	0	0
	1,463	301	20.57%	3	0	0

Candidates

- 1 Write-In
- 2 Write-In
- 3 Write-In

Statement of Vote
Iosco County
Iosco_0816_Primary_E
8/2/2016

Republican OSCODA TWP PCT 4 DELEGATE - REP

	Registered	Turnout	Percent	1	2	3
Oscoda Township Precinct 4	1,574	219	13.91%	0	0	0
Election Day		0	0.00%	0	0	0
Election Day Manual Entry		0	0.00%	0	0	0
SPR Host		219	13.91%	0	0	0
Master Pack		0	0.00%	0	0	0
	1,574	219	13.91%	0	0	0

Candidates

- 1 Write-In
- 2 Write-In
- 3 Write-In

Statement of Vote
 Iosco County
Iosco_0816_Primary_E
 8/2/2016

Republican PLAINFIELD TOWNSHIP SUPERVISOR

	Registered	Turnout	Percent	1	2
Plainfield Township Precinct 1	1,160	340	29.31%	92	3
Election Day		0	0.00%	0	0
Election Day Manual Entry		0	0.00%	0	0
SPR Host		340	29.31%	92	3
Master Pack		0	0.00%	0	0
Plainfield Township Precinct 2	1,898	581	30.61%	165	1
Election Day		0	0.00%	0	0
Election Day Manual Entry		0	0.00%	0	0
SPR Host		581	30.61%	165	1
Master Pack		0	0.00%	0	0
	3,058	921	30.12%	257	4

Candidates

- 1 Fred Lewis
- 2 Write-In

Statement of Vote
 losco County
losco_0816_Primary_E
 8/2/2016

Republican PLAINFIELD TOWNSHIP CLERK

	Registered	Turnout	Percent	1	2
Plainfield Township Precinct 1	1,160	340	29.31%	106	1
Election Day		0	0.00%	0	0
Election Day Manual Entry		0	0.00%	0	0
SPR Host		340	29.31%	106	1
Master Pack		0	0.00%	0	0
Plainfield Township Precinct 2	1,898	581	30.61%	187	0
Election Day		0	0.00%	0	0
Election Day Manual Entry		0	0.00%	0	0
SPR Host		581	30.61%	187	0
Master Pack		0	0.00%	0	0
	3,058	921	30.12%	293	1

Candidates

- 1 Sue Reilly
- 2 Write-In

Statement of Vote
Iosco County
Iosco_0816_Primary_E
8/2/2016

Republican PLAINFIELD TOWNSHIP TREASURER

	Registered	Turnout	Percent	1
Plainfield Township Precinct 1	1,160	340	29.31%	4
Election Day		0	0.00%	0
Election Day Manual Entry		0	0.00%	0
SPR Host		340	29.31%	4
Master Pack		0	0.00%	0
Plainfield Township Precinct 2	1,898	581	30.61%	5
Election Day		0	0.00%	0
Election Day Manual Entry		0	0.00%	0
SPR Host		581	30.61%	5
Master Pack		0	0.00%	0
	3,058	921	30.12%	9

Candidates

1 Write-In

Statement of Vote
 losco County
losco_0816_Primary_E
 8/2/2016

Republican PLAINFIELD TOWNSHIP TRUSTEE

	Registered	Turnout	Percent	1	2	3
Plainfield Township Precinct 1	1,160	340	29.31%	101	1	1
Election Day		0	0.00%	0	0	0
Election Day Manual Entry		0	0.00%	0	0	0
SPR Host		340	29.31%	101	1	1
Master Pack		0	0.00%	0	0	0
Plainfield Township Precinct 2	1,898	581	30.61%	176	1	0
Election Day		0	0.00%	0	0	0
Election Day Manual Entry		0	0.00%	0	0	0
SPR Host		581	30.61%	176	1	0
Master Pack		0	0.00%	0	0	0
	3,058	921	30.12%	277	2	1

Candidates

- 1 Dianne M. Allen
- 2 Write-In
- 3 Write-In

Statement of Vote
 losco County
losco_0816_Primary_E
 8/2/2016

Republican PLAINFIELD TWP PCT 1 DELEGATE - REP

	Registered	Turnout	Percent	1	2
Plainfield Township Precinct 1	1,160	340	29.31%	3	1
Election Day		0	0.00%	0	0
Election Day Manual Entry		0	0.00%	0	0
SPR Host		340	29.31%	3	1
Master Pack		0	0.00%	0	0
	1,160	340	29.31%	3	1

Candidates

- 1 Write-In
- 2 Write-In

Statement of Vote
 Iosco County
Iosco_0816_Primary_E
 8/2/2016

Republican PLAINFIELD TWP PCT 2 DELEGATE - REP

	Registered	Turnout	Percent	1	2	3	4
Plainfield Township Precinct 2	1,898	581	30.61%	4	3	3	2
Election Day		0	0.00%	0	0	0	0
Election Day Manual Entry		0	0.00%	0	0	0	0
SPR Host		581	30.61%	4	3	3	2
Master Pack		0	0.00%	0	0	0	0
	1,898	581	30.61%	4	3	3	2

Candidates

- 1 Write-In
- 2 Write-In
- 3 Write-In
- 4 Write-In

Statement of Vote
Iosco County
Iosco_0816_Primary_E
8/2/2016

Republican RENO TOWNSHIP SUPERVISOR

	Registered	Turnout	Percent	1
Reno Township Precinct 1	431	123	28.54%	2
Election Day		0	0.00%	0
Election Day Manual Entry		0	0.00%	0
SPR Host		123	28.54%	2
Master Pack		0	0.00%	0
	431	123	28.54%	2

Candidates

1 Write-In

Statement of Vote
Iosco County
Iosco_0816_Primary_E
8/2/2016

Republican RENO TOWNSHIP CLERK

	Registered	Turnout	Percent	1	2
Reno Township Precinct 1	431	123	28.54%	59	0
Election Day		0	0.00%	0	0
Election Day Manual Entry		0	0.00%	0	0
SPR Host		123	28.54%	59	0
Master Pack		0	0.00%	0	0
	431	123	28.54%	59	0

Candidates

- 1 Cheryl M. Hottois
- 2 Write-In

Statement of Vote
Iosco County
Iosco_0816_Primary_E
8/2/2016

Republican RENO TOWNSHIP TREASURER

	Registered	Turnout	Percent	1	2
Reno Township Precinct 1	431	123	28.54%	59	0
Election Day		0	0.00%	0	0
Election Day Manual Entry		0	0.00%	0	0
SPR Host		123	28.54%	59	0
Master Pack		0	0.00%	0	0
	431	123	28.54%	59	0

Candidates

- 1 Eilert Barnes
- 2 Write-In

Statement of Vote
Iosco County
Iosco_0816_Primary_E
8/2/2016

Republican RENO TOWNSHIP TRUSTEE

	Registered	Turnout	Percent	1	2	3	4
Reno Township Precinct 1	431	123	28.54%	49	33	0	0
Election Day		0	0.00%	0	0	0	0
Election Day Manual Entry		0	0.00%	0	0	0	0
SPR Host		123	28.54%	49	33	0	0
Master Pack		0	0.00%	0	0	0	0
	431	123	28.54%	49	33	0	0

Candidates

- 1 Carol Ann Barkholz
- 2 Tom Clement
- 3 Write-In
- 4 Write-In

Statement of Vote
 losco County
losco_0816_Primary_E
 8/2/2016

Republican RENO TWP PCT DELEGATE - REP

	Registered	Turnout	Percent	1
Reno Township Precinct 1	431	123	28.54%	1
Election Day		0	0.00%	0
Election Day Manual Entry		0	0.00%	0
SPR Host		123	28.54%	1
Master Pack		0	0.00%	0
	431	123	28.54%	1

Candidates

1 Write-In

Statement of Vote
Iosco County
Iosco_0816_Primary_E
8/2/2016

Republican SHERMAN TOWNSHIP SUPERVISOR

	Registered	Turnout	Percent	1	2
Sherman Township Precinct 1	350	98	28.00%	25	1
Election Day		0	0.00%	0	0
Election Day Manual Entry		0	0.00%	0	0
SPR Host		98	28.00%	25	1
Master Pack		0	0.00%	0	0
	350	98	28.00%	25	1

Candidates

- 1 Kenneth Jordan
- 2 Write-In

Statement of Vote
Iosco County
Iosco_0816_Primary_E
8/2/2016

Republican SHERMAN TOWNSHIP CLERK

	Registered	Turnout	Percent	1	2
Sherman Township Precinct 1	350	98	28.00%	33	1
Election Day		0	0.00%	0	0
Election Day Manual Entry		0	0.00%	0	0
SPR Host		98	28.00%	33	1
Master Pack		0	0.00%	0	0
	350	98	28.00%	33	1

Candidates

- 1 Rick Mikulski
- 2 Write-In

Statement of Vote
 losco County
losco_0816_Primary_E
 8/2/2016

Republican SHERMAN TOWNSHIP TREASURER

	Registered	Turnout	Percent	1
Sherman Township Precinct 1	350	98	28.00%	1
Election Day		0	0.00%	0
Election Day Manual Entry		0	0.00%	0
SPR Host		98	28.00%	1
Master Pack		0	0.00%	0
	350	98	28.00%	1

Candidates

1 Write-In

Statement of Vote
Iosco County
Iosco_0816_Primary_E
8/2/2016

Republican SHERMAN TOWNSHIP TRUSTEE

	Registered	Turnout	Percent	1	2
Sherman Township Precinct 1	350	98	28.00%	0	1
Election Day		0	0.00%	0	0
Election Day Manual Entry		0	0.00%	0	0
SPR Host		98	28.00%	0	1
Master Pack		0	0.00%	0	0
	350	98	28.00%	0	1

Candidates

- 1 Write-In
- 2 Write-In

Statement of Vote
Iosco County
Iosco_0816_Primary_E
8/2/2016

Republican SHERMAN TWP PCT DELEGATE - REP

	Registered	Turnout	Percent	1
Sherman Township Precinct 1	350	98	28.00%	5
Election Day		0	0.00%	0
Election Day Manual Entry	-	0	0.00%	0
SPR Host		98	28.00%	5
Master Pack		0	0.00%	0
	350	98	28.00%	5

Candidates

1 Write-In

Statement of Vote
Iosco County
Iosco_0816_Primary_E
8/2/2016

Republican TAWAS TOWNSHIP SUPERVISOR

	Registered	Turnout	Percent	1	2
Tawas Township Precinct 1	1,383	374	27.04%	183	1
Election Day		0	0.00%	0	0
Election Day Manual Entry		0	0.00%	0	0
SPR Host		374	27.04%	183	1
Master Pack		0	0.00%	0	0
	1,383	374	27.04%	183	1

Candidates

- 1 Paul Westcott
- 2 Write-In

Statement of Vote
Iosco County
Iosco_0816_Primary_E
8/2/2016

Republican TAWAS TOWNSHIP CLERK

	Registered	Turnout	Percent	1	2
Tawas Township Precinct 1	1,383	374	27.04%	181	0
Election Day		0	0.00%	0	0
Election Day Manual Entry		0	0.00%	0	0
SPR Host		374	27.04%	181	0
Master Pack		0	0.00%	0	0
	1,383	374	27.04%	181	0

Candidates

- 1 Melissa Stewart
- 2 Write-In

Statement of Vote
Iosco County
Iosco_0816_Primary_E
8/2/2016

Republican TAWAS TOWNSHIP TREASURER

	Registered	Turnout	Percent	1	2
Tawas Township Precinct 1	1,383	374	27.04%	189	0
Election Day		0	0.00%	0	0
Election Day Manual Entry		0	0.00%	0	0
SPR Host		374	27.04%	189	0
Master Pack		0	0.00%	0	0
	1,383	374	27.04%	189	0

Candidates

- 1 Sheri J. Williams
- 2 Write-In

Statement of Vote
Iosco County
Iosco_0816_Primary_E
8/2/2016

Republican TAWAS TOWNSHIP TRUSTEE

	Registered	Turnout	Percent	1	2	3
Tawas Township Precinct 1	1,383	374	27.04%	179	1	0
Election Day		0	0.00%	0	0	0
Election Day Manual Entry		0	0.00%	0	0	0
SPR Host		374	27.04%	179	1	0
Master Pack		0	0.00%	0	0	0
	1,383	374	27.04%	179	1	0

Candidates

- 1 Colleen Sheffer
- 2 Write-In
- 3 Write-In

Statement of Vote
 losco County
losco_0816_Primary_E
 8/2/2016

Republican TAWAS TWP PCT DELEGATE - REP

	Registered	Turnout	Percent	1	2	3	4	5	6
Tawas Township Precinct 1	1,383	374	27.04%	111	97	110	1	1	1
Election Day		0	0.00%	0	0	0	0	0	0
Election Day Manual Entry		0	0.00%	0	0	0	0	0	0
SPR Host		374	27.04%	111	97	110	1	1	1
Master Pack		0	0.00%	0	0	0	0	0	0
	1,383	374	27.04%	111	97	110	1	1	1

Candidates

- 1 Jennifer Fritz
- 2 Jewel Fritz
- 3 Richard Fritz
- 4 Write-In
- 5 Write-In
- 6 Write-In

Statement of Vote
Iosco County
Iosco_0816_Primary_E
8/2/2016

Republican WILBER TOWNSHIP SUPERVISOR

	Registered	Turnout	Percent	1	2
Wilber Township Precinct 1	635	216	34.02%	90	0
Election Day		0	0.00%	0	0
Election Day Manual Entry		0	0.00%	0	0
SPR Host		216	34.02%	90	0
Master Pack		0	0.00%	0	0
	635	216	34.02%	90	0

Candidates

- 1 Mark Nunn
- 2 Write-In

Statement of Vote
 Iosco County
Iosco_0816_Primary_E
 8/2/2016

Republican WILBER TOWNSHIP CLERK

	Registered	Turnout	Percent	1
Wilber Township Precinct 1	635	216	34.02%	2
Election Day		0	0.00%	0
Election Day Manual Entry		0	0.00%	0
SPR Host		216	34.02%	2
Master Pack		0	0.00%	0
	635	216	34.02%	2

Candidates

1 Write-In

Statement of Vote
Iosco County
Iosco_0816_Primary_E
8/2/2016

Republican WILBER TOWNSHIP TREASURER

	Registered	Turnout	Percent	1
Wilber Township Precinct 1	635	216	34.02%	2
Election Day		0	0.00%	0
Election Day Manual Entry		0	0.00%	0
SPR Host		216	34.02%	2
Master Pack		0	0.00%	0
	635	216	34.02%	2

Candidates

1 Write-In

Statement of Vote
Iosco County
Iosco_0816_Primary_E
8/2/2016

Republican WILBER TOWNSHIP TRUSTEE

	Registered	Turnout	Percent	1	2	3
Wilber Township Precinct 1	635	216	34.02%	76	0	0
Election Day		0	0.00%	0	0	0
Election Day Manual Entry		0	0.00%	0	0	0
SPR Host		216	34.02%	76	0	0
Master Pack		0	0.00%	0	0	0
	635	216	34.02%	76	0	0

Candidates

- 1 Mary A. Pingot
- 2 Write-In
- 3 Write-In

Statement of Vote
Iosco County
Iosco_0816_Primary_E
8/2/2016

Republican WILBER TWP PCT DELEGATE - REP

	Registered	Turnout	Percent	1
Wilber Township Precinct 1	635	216	34.02%	2
Election Day		0	0.00%	0
Election Day Manual Entry		0	0.00%	0
SPR Host		216	34.02%	2
Master Pack		0	0.00%	0
	635	216	34.02%	2

Candidates

1 Write-In

Statement of Vote
Iosco County
Iosco_0816_Primary_E
8/2/2016

Republican CITY OF EAST TAWAS PCT DELEGATE - REP

	Registered	Turnout	Percent	1	2	3	4	5	6	7	8
City of East Tawas Precinct 1	2,099	601	28.63%	173	221	1	2	1	1	0	0
Election Day		0	0.00%	0	0	0	0	0	0	0	0
Election Day Manual Entry		0	0.00%	0	0	0	0	0	0	0	0
SPR Host		601	28.63%	173	221	1	2	1	1	0	0
Master Pack		0	0.00%	0	0	0	0	0	0	0	0
	2,099	601	28.63%	173	221	1	2	1	1	0	0

Candidates

- 1 Dawn L. Campbell
- 2 Maureen H. Rudel
- 3 Write-In
- 4 Write-In
- 5 Write-In
- 6 Write-In
- 7 Write-In
- 8 Write-In

Statement of Vote
Iosco County
Iosco_0816_Primary_E
8/2/2016

Republican CITY OF TAWAS CITY PCT DELEGATE - REP

	Registered	Turnout	Percent	1	2	3	4
City of Tawas City Precinct 1	1,301	334	25.67%	158	2	2	0
Election Day		0	0.00%	0	0	0	0
Election Day Manual Entry		0	0.00%	0	0	0	0
SPR Host		334	25.67%	158	2	2	0
Master Pack		0	0.00%	0	0	0	0
	1,301	334	25.67%	158	2	2	0

Candidates

- 1 Rachel Sue McCready
- 2 Write-In
- 3 Write-In
- 4 Write-In

Statement of Vote
Iosco County
Iosco_0816_Primary_E
8/2/2016

Republican CITY OF WHITEMORE PCT DELEGATE - REP

	Registered	Turnout	Percent	1
City of Whittemore Precinct 1	341	67	19.65%	2
Election Day		0	0.00%	0
Election Day Manual Entry		0	0.00%	0
SPR Host		67	19.65%	2
Master Pack		0	0.00%	0
	341	67	19.65%	2

Candidates

1 Write-In

Statement of Vote
Iosco County
Iosco_0816_Primary_E
8/2/2016

Democratic PROSECUTING ATTORNEY

	Registered	Turnout	Percent	1
Alabaster Township Precinct 1	425	118	27.76%	2
Election Day		0	0.00%	0
Election Day Manual Entry		0	0.00%	0
SPR Host		118	27.76%	2
Master Pack		0	0.00%	0
AuSable Township Precinct 1	1,732	358	20.67%	4
Election Day		0	0.00%	0
Election Day Manual Entry		0	0.00%	0
SPR Host		358	20.67%	4
Master Pack		0	0.00%	0
Baldwin Township Precinct 1	1,556	547	35.15%	7
Election Day		0	0.00%	0
Election Day Manual Entry		0	0.00%	0
SPR Host		547	35.15%	7
Master Pack		0	0.00%	0
Burleigh Township Precinct 1	585	111	18.97%	1
Election Day		0	0.00%	0
Election Day Manual Entry		0	0.00%	0
SPR Host		111	18.97%	1
Master Pack		0	0.00%	0
Grant Township Precinct 1	1,306	374	28.64%	5
Election Day		0	0.00%	0
Election Day Manual Entry		0	0.00%	0
SPR Host		374	28.64%	5
Master Pack		0	0.00%	0
Oscoda Township Precinct 1	1,897	339	17.87%	7
Election Day		0	0.00%	0
Election Day Manual Entry		0	0.00%	0
SPR Host		339	17.87%	7
Master Pack		0	0.00%	0
Oscoda Township Precinct 2	950	149	15.68%	3
Election Day		0	0.00%	0
Election Day Manual Entry		0	0.00%	0
SPR Host		149	15.68%	3
Master Pack		0	0.00%	0
Oscoda Township Precinct 3	1,463	301	20.57%	1
Election Day		0	0.00%	0
Election Day Manual Entry		0	0.00%	0
SPR Host		301	20.57%	1
Master Pack		0	0.00%	0
Oscoda Township Precinct 4	1,574	219	13.91%	10
Election Day		0	0.00%	0
Election Day Manual Entry		0	0.00%	0
SPR Host		219	13.91%	10
Master Pack		0	0.00%	0
Plainfield Township Precinct 1	1,160	340	29.31%	9
Election Day		0	0.00%	0
Election Day Manual Entry		0	0.00%	0
SPR Host		340	29.31%	9
Master Pack		0	0.00%	0

Statement of Vote
Iosco County
Iosco_0816_Primary_E
8/2/2016

Democratic PROSECUTING ATTORNEY

	Registered	Turnout	Percent	1
Plainfield Township Precinct 2	1,898	581	30.61%	11
Election Day		0	0.00%	0
Election Day Manual Entry		0	0.00%	0
SPR Host		581	30.61%	11
Master Pack		0	0.00%	0
Reno Township Precinct 1	431	123	28.54%	3
Election Day		0	0.00%	0
Election Day Manual Entry		0	0.00%	0
SPR Host		123	28.54%	3
Master Pack		0	0.00%	0
Sherman Township Precinct 1	350	98	28.00%	0
Election Day		0	0.00%	0
Election Day Manual Entry		0	0.00%	0
SPR Host		98	28.00%	0
Master Pack		0	0.00%	0
Tawas Township Precinct 1	1,383	374	27.04%	8
Election Day		0	0.00%	0
Election Day Manual Entry		0	0.00%	0
SPR Host		374	27.04%	8
Master Pack		0	0.00%	0
Wilber Township Precinct 1	635	216	34.02%	5
Election Day		0	0.00%	0
Election Day Manual Entry		0	0.00%	0
SPR Host		216	34.02%	5
Master Pack		0	0.00%	0
City of East Tawas Precinct 1	2,099	601	28.63%	9
Election Day		0	0.00%	0
Election Day Manual Entry		0	0.00%	0
SPR Host		601	28.63%	9
Master Pack		0	0.00%	0
City of Tawas City Precinct 1	1,301	334	25.67%	8
Election Day		0	0.00%	0
Election Day Manual Entry		0	0.00%	0
SPR Host		334	25.67%	8
Master Pack		0	0.00%	0
City of Whittemore Precinct 1	341	67	19.65%	3
Election Day		0	0.00%	0
Election Day Manual Entry		0	0.00%	0
SPR Host		67	19.65%	3

Statement of Vote
Iosco County
Iosco_0816_Primary_E
8/2/2016

Democratic PROSECUTING ATTORNEY

	Registered	Turnout	Percent	1
City of Whittemore Precinct 1	341	67	19.65%	3
Master Pack		0	0.00%	0
	21,086	5,250	24.90%	96

Candidates

1 Write-In

Statement of Vote
Iosco County
Iosco_0816_Primary_E
8/2/2016

Democratic SHERIFF

	Registered	Turnout	Percent	1	2
Alabaster Township Precinct 1	425	118	27.76%	31	0
Election Day		0	0.00%	0	0
Election Day Manual Entry		0	0.00%	0	0
SPR Host		118	27.76%	31	0
Master Pack		0	0.00%	0	0
AuSable Township Precinct 1	1,732	358	20.67%	161	1
Election Day		0	0.00%	0	0
Election Day Manual Entry		0	0.00%	0	0
SPR Host		358	20.67%	161	1
Master Pack		0	0.00%	0	0
Baldwin Township Precinct 1	1,556	547	35.15%	115	0
Election Day		0	0.00%	0	0
Election Day Manual Entry		0	0.00%	0	0
SPR Host		547	35.15%	115	0
Master Pack		0	0.00%	0	0
Burleigh Township Precinct 1	585	111	18.97%	29	0
Election Day		0	0.00%	0	0
Election Day Manual Entry		0	0.00%	0	0
SPR Host		111	18.97%	29	0
Master Pack		0	0.00%	0	0
Grant Township Precinct 1	1,306	374	28.64%	159	0
Election Day		0	0.00%	0	0
Election Day Manual Entry		0	0.00%	0	0
SPR Host		374	28.64%	159	0
Master Pack		0	0.00%	0	0
Oscoda Township Precinct 1	1,897	339	17.87%	115	0
Election Day		0	0.00%	0	0
Election Day Manual Entry		0	0.00%	0	0
SPR Host		339	17.87%	115	0
Master Pack		0	0.00%	0	0
Oscoda Township Precinct 2	950	149	15.68%	54	0
Election Day		0	0.00%	0	0
Election Day Manual Entry		0	0.00%	0	0
SPR Host		149	15.68%	54	0
Master Pack		0	0.00%	0	0
Oscoda Township Precinct 3	1,463	301	20.57%	120	0
Election Day		0	0.00%	0	0
Election Day Manual Entry		0	0.00%	0	0
SPR Host		301	20.57%	120	0
Master Pack		0	0.00%	0	0
Oscoda Township Precinct 4	1,574	219	13.91%	93	0
Election Day		0	0.00%	0	0
Election Day Manual Entry		0	0.00%	0	0
SPR Host		219	13.91%	93	0
Master Pack		0	0.00%	0	0
Plainfield Township Precinct 1	1,160	340	29.31%	118	0
Election Day		0	0.00%	0	0
Election Day Manual Entry		0	0.00%	0	0
SPR Host		340	29.31%	118	0
Master Pack		0	0.00%	0	0

Statement of Vote
Iosco County
Iosco_0816_Primary_E
8/2/2016

Democratic SHERIFF

	Registered	Turnout	Percent	1	2
Plainfield Township Precinct 2	1,898	581	30.61%	238	0
Election Day		0	0.00%	0	0
Election Day Manual Entry		0	0.00%	0	0
SPR Host		581	30.61%	238	0
Master Pack		0	0.00%	0	0
Reno Township Precinct 1	431	123	28.54%	34	0
Election Day		0	0.00%	0	0
Election Day Manual Entry		0	0.00%	0	0
SPR Host		123	28.54%	34	0
Master Pack		0	0.00%	0	0
Sherman Township Precinct 1	350	98	28.00%	31	0
Election Day		0	0.00%	0	0
Election Day Manual Entry		0	0.00%	0	0
SPR Host		98	28.00%	31	0
Master Pack		0	0.00%	0	0
Tawas Township Precinct 1	1,383	374	27.04%	91	0
Election Day		0	0.00%	0	0
Election Day Manual Entry		0	0.00%	0	0
SPR Host		374	27.04%	91	0
Master Pack		0	0.00%	0	0
Wilber Township Precinct 1	635	216	34.02%	95	0
Election Day		0	0.00%	0	0
Election Day Manual Entry		0	0.00%	0	0
SPR Host		216	34.02%	95	0
Master Pack		0	0.00%	0	0
City of East Tawas Precinct 1	2,099	601	28.63%	193	0
Election Day		0	0.00%	0	0
Election Day Manual Entry		0	0.00%	0	0
SPR Host		601	28.63%	193	0
Master Pack		0	0.00%	0	0
City of Tawas City Precinct 1	1,301	334	25.67%	116	1
Election Day		0	0.00%	0	0
Election Day Manual Entry		0	0.00%	0	0
SPR Host		334	25.67%	116	1
Master Pack		0	0.00%	0	0
City of Whittemore Precinct 1	341	67	19.65%	29	0
Election Day		0	0.00%	0	0
Election Day Manual Entry		0	0.00%	0	0
SPR Host		67	19.65%	29	0

Statement of Vote
Iosco County
Iosco_0816_Primary_E
8/2/2016

Democratic SHERIFF

	Registered	Turnout	Percent	1	2
City of Whittemore Precinct 1	341	67	19.65%	29	0
Master Pack		0	0.00%	0	0
	21,086	5,250	24.90%	1,822	2

Candidates

- 1 Allan L. MacGregor
- 2 Write-In

Statement of Vote
Iosco County
Iosco_0816_Primary_E
8/2/2016

Democratic CLERK

	Registered	Turnout	Percent	1
Alabaster Township Precinct 1	425	118	27.76%	1
Election Day		0	0.00%	0
Election Day Manual Entry		0	0.00%	0
SPR Host		118	27.76%	1
Master Pack		0	0.00%	0
AuSable Township Precinct 1	1,732	358	20.67%	7
Election Day		0	0.00%	0
Election Day Manual Entry		0	0.00%	0
SPR Host		358	20.67%	7
Master Pack		0	0.00%	0
Baldwin Township Precinct 1	1,556	547	35.15%	10
Election Day		0	0.00%	0
Election Day Manual Entry		0	0.00%	0
SPR Host		547	35.15%	10
Master Pack		0	0.00%	0
Burleigh Township Precinct 1	585	111	18.97%	1
Election Day		0	0.00%	0
Election Day Manual Entry		0	0.00%	0
SPR Host		111	18.97%	1
Master Pack		0	0.00%	0
Grant Township Precinct 1	1,306	374	28.64%	2
Election Day		0	0.00%	0
Election Day Manual Entry		0	0.00%	0
SPR Host		374	28.64%	2
Master Pack		0	0.00%	0
Oscoda Township Precinct 1	1,897	339	17.87%	5
Election Day		0	0.00%	0
Election Day Manual Entry		0	0.00%	0
SPR Host		339	17.87%	5
Master Pack		0	0.00%	0
Oscoda Township Precinct 2	950	149	15.68%	4
Election Day		0	0.00%	0
Election Day Manual Entry		0	0.00%	0
SPR Host		149	15.68%	4
Master Pack		0	0.00%	0
Oscoda Township Precinct 3	1,463	301	20.57%	1
Election Day		0	0.00%	0
Election Day Manual Entry		0	0.00%	0
SPR Host		301	20.57%	1
Master Pack		0	0.00%	0
Oscoda Township Precinct 4	1,574	219	13.91%	8
Election Day		0	0.00%	0
Election Day Manual Entry		0	0.00%	0
SPR Host		219	13.91%	8
Master Pack		0	0.00%	0
Plainfield Township Precinct 1	1,160	340	29.31%	9
Election Day		0	0.00%	0
Election Day Manual Entry		0	0.00%	0
SPR Host		340	29.31%	9
Master Pack		0	0.00%	0

Statement of Vote
Iosco County
Iosco_0816_Primary_E
8/2/2016

Democratic CLERK

	Registered	Turnout	Percent	1
Plainfield Township Precinct 2	1,898	581	30.61%	7
Election Day		0	0.00%	0
Election Day Manual Entry		0	0.00%	0
SPR Host		581	30.61%	7
Master Pack		0	0.00%	0
Reno Township Precinct 1	431	123	28.54%	2
Election Day		0	0.00%	0
Election Day Manual Entry		0	0.00%	0
SPR Host		123	28.54%	2
Master Pack		0	0.00%	0
Sherman Township Precinct 1	350	98	28.00%	0
Election Day		0	0.00%	0
Election Day Manual Entry		0	0.00%	0
SPR Host		98	28.00%	0
Master Pack		0	0.00%	0
Tawas Township Precinct 1	1,383	374	27.04%	7
Election Day		0	0.00%	0
Election Day Manual Entry		0	0.00%	0
SPR Host		374	27.04%	7
Master Pack		0	0.00%	0
Wilber Township Precinct 1	635	216	34.02%	2
Election Day		0	0.00%	0
Election Day Manual Entry		0	0.00%	0
SPR Host		216	34.02%	2
Master Pack		0	0.00%	0
City of East Tawas Precinct 1	2,099	601	28.63%	10
Election Day		0	0.00%	0
Election Day Manual Entry		0	0.00%	0
SPR Host		601	28.63%	10
Master Pack		0	0.00%	0
City of Tawas City Precinct 1	1,301	334	25.67%	6
Election Day		0	0.00%	0
Election Day Manual Entry		0	0.00%	0
SPR Host		334	25.67%	6
Master Pack		0	0.00%	0
City of Whittemore Precinct 1	341	67	19.65%	3
Election Day		0	0.00%	0
Election Day Manual Entry		0	0.00%	0
SPR Host		67	19.65%	3

Statement of Vote
Iosco County
Iosco_0816_Primary_E
8/2/2016

Democratic CLERK

	Registered	Turnout	Percent	1
City of Whittemore Precinct 1	341	67	19.65%	3
Master Pack		0	0.00%	0
	21,086	5,250	24.90%	85

Candidates

1 Write-In

Statement of Vote
Iosco County
Iosco_0816_Primary_E
8/2/2016

Democratic TREASURER

	Registered	Turnout	Percent	1	2
Alabaster Township Precinct 1	425	118	27.76%	29	1
Election Day		0	0.00%	0	0
Election Day Manual Entry		0	0.00%	0	0
SPR Host		118	27.76%	29	1
Master Pack		0	0.00%	0	0
AuSable Township Precinct 1	1,732	358	20.67%	152	0
Election Day		0	0.00%	0	0
Election Day Manual Entry		0	0.00%	0	0
SPR Host		358	20.67%	152	0
Master Pack		0	0.00%	0	0
Baldwin Township Precinct 1	1,556	547	35.15%	106	0
Election Day		0	0.00%	0	0
Election Day Manual Entry		0	0.00%	0	0
SPR Host		547	35.15%	106	0
Master Pack		0	0.00%	0	0
Burleigh Township Precinct 1	585	111	18.97%	31	0
Election Day		0	0.00%	0	0
Election Day Manual Entry		0	0.00%	0	0
SPR Host		111	18.97%	31	0
Master Pack		0	0.00%	0	0
Grant Township Precinct 1	1,306	374	28.64%	147	0
Election Day		0	0.00%	0	0
Election Day Manual Entry		0	0.00%	0	0
SPR Host		374	28.64%	147	0
Master Pack		0	0.00%	0	0
Oscoda Township Precinct 1	1,897	339	17.87%	106	1
Election Day		0	0.00%	0	0
Election Day Manual Entry		0	0.00%	0	0
SPR Host		339	17.87%	106	1
Master Pack		0	0.00%	0	0
Oscoda Township Precinct 2	950	149	15.68%	47	0
Election Day		0	0.00%	0	0
Election Day Manual Entry		0	0.00%	0	0
SPR Host		149	15.68%	47	0
Master Pack		0	0.00%	0	0
Oscoda Township Precinct 3	1,463	301	20.57%	93	2
Election Day		0	0.00%	0	0
Election Day Manual Entry		0	0.00%	0	0
SPR Host		301	20.57%	93	2
Master Pack		0	0.00%	0	0
Oscoda Township Precinct 4	1,574	219	13.91%	83	0
Election Day		0	0.00%	0	0
Election Day Manual Entry		0	0.00%	0	0
SPR Host		219	13.91%	83	0
Master Pack		0	0.00%	0	0
Plainfield Township Precinct 1	1,160	340	29.31%	127	1
Election Day		0	0.00%	0	0
Election Day Manual Entry		0	0.00%	0	0
SPR Host		340	29.31%	127	1
Master Pack		0	0.00%	0	0

Statement of Vote
Iosco County
Iosco_0816_Primary_E
8/2/2016

Democratic TREASURER

	Registered	Turnout	Percent	1	2
Plainfield Township Precinct 2	1,898	581	30.61%	235	0
Election Day		0	0.00%	0	0
Election Day Manual Entry		0	0.00%	0	0
SPR Host		581	30.61%	235	0
Master Pack		0	0.00%	0	0
Reno Township Precinct 1	431	123	28.54%	36	0
Election Day		0	0.00%	0	0
Election Day Manual Entry		0	0.00%	0	0
SPR Host		123	28.54%	36	0
Master Pack		0	0.00%	0	0
Sherman Township Precinct 1	350	98	28.00%	31	0
Election Day		0	0.00%	0	0
Election Day Manual Entry		0	0.00%	0	0
SPR Host		98	28.00%	31	0
Master Pack		0	0.00%	0	0
Tawas Township Precinct 1	1,383	374	27.04%	76	0
Election Day		0	0.00%	0	0
Election Day Manual Entry		0	0.00%	0	0
SPR Host		374	27.04%	76	0
Master Pack		0	0.00%	0	0
Wilber Township Precinct 1	635	216	34.02%	90	0
Election Day		0	0.00%	0	0
Election Day Manual Entry		0	0.00%	0	0
SPR Host		216	34.02%	90	0
Master Pack		0	0.00%	0	0
City of East Tawas Precinct 1	2,099	601	28.63%	190	3
Election Day		0	0.00%	0	0
Election Day Manual Entry		0	0.00%	0	0
SPR Host		601	28.63%	190	3
Master Pack		0	0.00%	0	0
City of Tawas City Precinct 1	1,301	334	25.67%	115	1
Election Day		0	0.00%	0	0
Election Day Manual Entry		0	0.00%	0	0
SPR Host		334	25.67%	115	1
Master Pack		0	0.00%	0	0
City of Whittemore Precinct 1	341	67	19.65%	31	1
Election Day		0	0.00%	0	0
Election Day Manual Entry		0	0.00%	0	0
SPR Host		67	19.65%	31	1

Statement of Vote
Iosco County
Iosco_0816_Primary_E
8/2/2016

Democratic TREASURER

	Registered	Turnout	Percent	1	2
City of Whittemore Precinct 1	341	67	19.65%	31	1
Master Pack		0	0.00%	0	0
	21,086	5,250	24.90%	1,725	10

Candidates

- 1 Elite P. Shellenbarger
- 2 Write-In

Statement of Vote
Iosco County
Iosco_0816_Primary_E
8/2/2016

Democratic REGISTER OF DEEDS

	Registered	Turnout	Percent	1
Alabaster Township Precinct 1	425	118	27.76%	4
Election Day		0	0.00%	0
Election Day Manual Entry		0	0.00%	0
SPR Host		118	27.76%	4
Master Pack		0	0.00%	0
AuSable Township Precinct 1	1,732	358	20.67%	2
Election Day		0	0.00%	0
Election Day Manual Entry		0	0.00%	0
SPR Host		358	20.67%	2
Master Pack		0	0.00%	0
Baldwin Township Precinct 1	1,556	547	35.15%	8
Election Day		0	0.00%	0
Election Day Manual Entry		0	0.00%	0
SPR Host		547	35.15%	8
Master Pack		0	0.00%	0
Burleigh Township Precinct 1	585	111	18.97%	1
Election Day		0	0.00%	0
Election Day Manual Entry		0	0.00%	0
SPR Host		111	18.97%	1
Master Pack		0	0.00%	0
Grant Township Precinct 1	1,306	374	28.64%	2
Election Day		0	0.00%	0
Election Day Manual Entry		0	0.00%	0
SPR Host		374	28.64%	2
Master Pack		0	0.00%	0
Oscoda Township Precinct 1	1,897	339	17.87%	5
Election Day		0	0.00%	0
Election Day Manual Entry		0	0.00%	0
SPR Host		339	17.87%	5
Master Pack		0	0.00%	0
Oscoda Township Precinct 2	950	149	15.68%	3
Election Day		0	0.00%	0
Election Day Manual Entry		0	0.00%	0
SPR Host		149	15.68%	3
Master Pack		0	0.00%	0
Oscoda Township Precinct 3	1,463	301	20.57%	3
Election Day		0	0.00%	0
Election Day Manual Entry		0	0.00%	0
SPR Host		301	20.57%	3
Master Pack		0	0.00%	0
Oscoda Township Precinct 4	1,574	219	13.91%	7
Election Day		0	0.00%	0
Election Day Manual Entry		0	0.00%	0
SPR Host		219	13.91%	7
Master Pack		0	0.00%	0
Plainfield Township Precinct 1	1,160	340	29.31%	4
Election Day		0	0.00%	0
Election Day Manual Entry		0	0.00%	0
SPR Host		340	29.31%	4
Master Pack		0	0.00%	0

Statement of Vote
Iosco County
Iosco_0816_Primary_E
8/2/2016

Democratic REGISTER OF DEEDS

	Registered	Turnout	Percent	1
Plainfield Township Precinct 2	1,898	581	30.61%	5
Election Day		0	0.00%	0
Election Day Manual Entry		0	0.00%	0
SPR Host		581	30.61%	5
Master Pack		0	0.00%	0
Reno Township Precinct 1	431	123	28.54%	0
Election Day		0	0.00%	0
Election Day Manual Entry		0	0.00%	0
SPR Host		123	28.54%	0
Master Pack		0	0.00%	0
Sherman Township Precinct 1	350	98	28.00%	1
Election Day		0	0.00%	0
Election Day Manual Entry		0	0.00%	0
SPR Host		98	28.00%	1
Master Pack		0	0.00%	0
Tawas Township Precinct 1	1,383	374	27.04%	5
Election Day		0	0.00%	0
Election Day Manual Entry		0	0.00%	0
SPR Host		374	27.04%	5
Master Pack		0	0.00%	0
Wilber Township Precinct 1	635	216	34.02%	4
Election Day		0	0.00%	0
Election Day Manual Entry		0	0.00%	0
SPR Host		216	34.02%	4
Master Pack		0	0.00%	0
City of East Tawas Precinct 1	2,099	601	28.63%	10
Election Day		0	0.00%	0
Election Day Manual Entry		0	0.00%	0
SPR Host		601	28.63%	10
Master Pack		0	0.00%	0
City of Tawas City Precinct 1	1,301	334	25.67%	5
Election Day		0	0.00%	0
Election Day Manual Entry		0	0.00%	0
SPR Host		334	25.67%	5
Master Pack		0	0.00%	0
City of Whittemore Precinct 1	341	67	19.65%	2
Election Day		0	0.00%	0
Election Day Manual Entry		0	0.00%	0
SPR Host		67	19.65%	2

Statement of Vote
 Iosco County
Iosco_0816_Primary_E
 8/2/2016

Democratic REGISTER OF DEEDS

	Registered	Turnout	Percent	
				1
City of Whittemore Precinct 1	341	67	19.65%	2
Master Pack		0	0.00%	0
	21,086	5,250	24.90%	71

Candidates

1 Write-In

Statement of Vote
Iosco County
Iosco_0816_Primary_E
8/2/2016

Democratic DRAIN COMMISSIONER

	Registered	Turnout	Percent	1
Alabaster Township Precinct 1	425	118	27.76%	2
Election Day		0	0.00%	0
Election Day Manual Entry		0	0.00%	0
SPR Host		118	27.76%	2
Master Pack		0	0.00%	0
AuSable Township Precinct 1	1,732	358	20.67%	4
Election Day		0	0.00%	0
Election Day Manual Entry		0	0.00%	0
SPR Host		358	20.67%	4
Master Pack		0	0.00%	0
Baldwin Township Precinct 1	1,556	547	35.15%	9
Election Day		0	0.00%	0
Election Day Manual Entry		0	0.00%	0
SPR Host		547	35.15%	9
Master Pack		0	0.00%	0
Burleigh Township Precinct 1	585	111	18.97%	2
Election Day		0	0.00%	0
Election Day Manual Entry		0	0.00%	0
SPR Host		111	18.97%	2
Master Pack		0	0.00%	0
Grant Township Precinct 1	1,306	374	28.64%	3
Election Day		0	0.00%	0
Election Day Manual Entry		0	0.00%	0
SPR Host		374	28.64%	3
Master Pack		0	0.00%	0
Oscoda Township Precinct 1	1,897	339	17.87%	5
Election Day		0	0.00%	0
Election Day Manual Entry		0	0.00%	0
SPR Host		339	17.87%	5
Master Pack		0	0.00%	0
Oscoda Township Precinct 2	950	149	15.68%	2
Election Day		0	0.00%	0
Election Day Manual Entry		0	0.00%	0
SPR Host		149	15.68%	2
Master Pack		0	0.00%	0
Oscoda Township Precinct 3	1,463	301	20.57%	2
Election Day		0	0.00%	0
Election Day Manual Entry		0	0.00%	0
SPR Host		301	20.57%	2
Master Pack		0	0.00%	0
Oscoda Township Precinct 4	1,574	219	13.91%	6
Election Day		0	0.00%	0
Election Day Manual Entry		0	0.00%	0
SPR Host		219	13.91%	6
Master Pack		0	0.00%	0
Plainfield Township Precinct 1	1,160	340	29.31%	6
Election Day		0	0.00%	0
Election Day Manual Entry		0	0.00%	0
SPR Host		340	29.31%	6
Master Pack		0	0.00%	0

Statement of Vote
Iosco County
Iosco_0816_Primary_E
8/2/2016

Democratic DRAIN COMMISSIONER

	Registered	Turnout	Percent	1
Plainfield Township Precinct 2	1,898	581	30.61%	7
Election Day		0	0.00%	0
Election Day Manual Entry		0	0.00%	0
SPR Host		581	30.61%	7
Master Pack		0	0.00%	0
Reno Township Precinct 1	431	123	28.54%	1
Election Day		0	0.00%	0
Election Day Manual Entry		0	0.00%	0
SPR Host		123	28.54%	1
Master Pack		0	0.00%	0
Sherman Township Precinct 1	350	98	28.00%	1
Election Day		0	0.00%	0
Election Day Manual Entry		0	0.00%	0
SPR Host		98	28.00%	1
Master Pack		0	0.00%	0
Tawas Township Precinct 1	1,383	374	27.04%	6
Election Day		0	0.00%	0
Election Day Manual Entry		0	0.00%	0
SPR Host		374	27.04%	6
Master Pack		0	0.00%	0
Wilber Township Precinct 1	635	216	34.02%	3
Election Day		0	0.00%	0
Election Day Manual Entry		0	0.00%	0
SPR Host		216	34.02%	3
Master Pack		0	0.00%	0
City of East Tawas Precinct 1	2,099	601	28.63%	10
Election Day		0	0.00%	0
Election Day Manual Entry		0	0.00%	0
SPR Host		601	28.63%	10
Master Pack		0	0.00%	0
City of Tawas City Precinct 1	1,301	334	25.67%	5
Election Day		0	0.00%	0
Election Day Manual Entry		0	0.00%	0
SPR Host		334	25.67%	5
Master Pack		0	0.00%	0
City of Whittemore Precinct 1	341	67	19.65%	2
Election Day		0	0.00%	0
Election Day Manual Entry		0	0.00%	0
SPR Host		67	19.65%	2

Statement of Vote
Iosco County
Iosco_0816_Primary_E
8/2/2016

Democratic DRAIN COMMISSIONER

	Registered	Turnout	Percent	
				1
City of Whittemore Precinct 1	341	67	19.65%	2
Master Pack		0	0.00%	0
	21,086	5,250	24.90%	76

Candidates

1 Write-In

Statement of Vote
Iosco County
Iosco_0816_Primary_E
8/2/2016

Democratic COUNTY COMMISSIONER - DISTRICT 1

	Registered	Turnout	Percent	1
Oscoda Township Precinct 1	1,897	339	17.87%	5
Election Day		0	0.00%	0
Election Day Manual Entry		0	0.00%	0
SPR Host		339	17.87%	5
Master Pack		0	0.00%	0
Oscoda Township Precinct 2	950	149	15.68%	2
Election Day		0	0.00%	0
Election Day Manual Entry		0	0.00%	0
SPR Host		149	15.68%	2
Master Pack		0	0.00%	0
Oscoda Township Precinct 3	1,463	301	20.57%	2
Election Day		0	0.00%	0
Election Day Manual Entry		0	0.00%	0
SPR Host		301	20.57%	2
Master Pack		0	0.00%	0
Wilber Township Precinct 1	635	216	34.02%	3
Election Day		0	0.00%	0
Election Day Manual Entry		0	0.00%	0
SPR Host		216	34.02%	3
Master Pack		0	0.00%	0
	4,945	1,005	20.32%	12

Candidates

1 Write-In

Statement of Vote
Iosco County
Iosco_0816_Primary_E
8/2/2016

Democratic COUNTY COMMISSIONER - DISTRICT 2

	Registered	Turnout	Percent	1	2
AuSable Township Precinct 1	1,732	358	20.67%	142	0
Election Day		0	0.00%	0	0
Election Day Manual Entry		0	0.00%	0	0
SPR Host		358	20.67%	142	0
Master Pack		0	0.00%	0	0
Baldwin Township Precinct 1	1,556	547	35.15%	80	0
Election Day		0	0.00%	0	0
Election Day Manual Entry		0	0.00%	0	0
SPR Host		547	35.15%	80	0
Master Pack		0	0.00%	0	0
Oscoda Township Precinct 4	1,574	219	13.91%	85	1
Election Day		0	0.00%	0	0
Election Day Manual Entry		0	0.00%	0	0
SPR Host		219	13.91%	85	1
Master Pack		0	0.00%	0	0
	4,862	1,124	23.12%	307	1

Candidates

- 1 Jolene Senn
- 2 Write-In

Statement of Vote
Iosco County
Iosco_0816_Primary_E
8/2/2016

Democratic COUNTY COMMISSIONER - DISTRICT 3

	Registered	Turnout	Percent	1	2
Oscoda Township Precinct 2	950	149	15.68%	14	0
Election Day		0	0.00%	0	0
Election Day Manual Entry		0	0.00%	0	0
SPR Host		149	15.68%	14	0
Master Pack		0	0.00%	0	0
Plainfield Township Precinct 1	1,160	340	29.31%	88	0
Election Day		0	0.00%	0	0
Election Day Manual Entry		0	0.00%	0	0
SPR Host		340	29.31%	88	0
Master Pack		0	0.00%	0	0
Plainfield Township Precinct 2	1,898	581	30.61%	184	1
Election Day		0	0.00%	0	0
Election Day Manual Entry		0	0.00%	0	0
SPR Host		581	30.61%	184	1
Master Pack		0	0.00%	0	0
Reno Township Precinct 1	431	123	28.54%	29	0
Election Day		0	0.00%	0	0
Election Day Manual Entry		0	0.00%	0	0
SPR Host		123	28.54%	29	0
Master Pack		0	0.00%	0	0
	4,439	1,193	26.88%	315	1

Candidates

- 1 Raymond W. Rasch
- 2 Write-In

Statement of Vote
Iosco County
Iosco_0816_Primary_E
8/2/2016

Democratic COUNTY COMMISSIONER - DISTRICT 4

	Registered	Turnout	Percent	1
Baldwin Township Precinct 1	1,556	547	35.15%	2
Election Day		0	0.00%	0
Election Day Manual Entry		0	0.00%	0
SPR Host		547	35.15%	2
Master Pack		0	0.00%	0
City of East Tawas Precinct 1	2,099	601	28.63%	11
Election Day		0	0.00%	0
Election Day Manual Entry		0	0.00%	0
SPR Host		601	28.63%	11
Master Pack		0	0.00%	0
City of Tawas City Precinct 1	1,301	334	25.67%	6
Election Day		0	0.00%	0
Election Day Manual Entry		0	0.00%	0
SPR Host		334	25.67%	6
Master Pack		0	0.00%	0
	4,956	1,482	29.90%	19

Candidates

1 Write-In

Statement of Vote
 Iosco County
Iosco_0816_Primary_E
 8/2/2016

Democratic COUNTY COMMISSIONER - DISTRICT 5

	Registered	Turnout	Percent	1
Alabaster Township Precinct 1	425	118	27.76%	1
Election Day		0	0.00%	0
Election Day Manual Entry		0	0.00%	0
SPR Host		118	27.76%	1
Master Pack		0	0.00%	0
Burleigh Township Precinct 1	585	111	18.97%	1
Election Day		0	0.00%	0
Election Day Manual Entry		0	0.00%	0
SPR Host		111	18.97%	1
Master Pack		0	0.00%	0
Grant Township Precinct 1	1,306	374	28.64%	2
Election Day		0	0.00%	0
Election Day Manual Entry		0	0.00%	0
SPR Host		374	28.64%	2
Master Pack		0	0.00%	0
Sherman Township Precinct 1	350	98	28.00%	1
Election Day		0	0.00%	0
Election Day Manual Entry		0	0.00%	0
SPR Host		98	28.00%	1
Master Pack		0	0.00%	0
Tawas Township Precinct 1	1,383	374	27.04%	6
Election Day		0	0.00%	0
Election Day Manual Entry		0	0.00%	0
SPR Host		374	27.04%	6
Master Pack		0	0.00%	0
City of Whittemore Precinct 1	341	67	19.65%	3
Election Day		0	0.00%	0
Election Day Manual Entry		0	0.00%	0
SPR Host		67	19.65%	3
Master Pack		0	0.00%	0
	4,390	1,142	26.01%	14

Candidates

1 Write-In

Statement of Vote
Iosco County
Iosco_0816_Primary_E
8/2/2016

Democratic ALABASTER TOWNSHIP SUPERVISOR

	Registered	Turnout	Percent	1
Alabaster Township Precinct 1	425	118	27.76%	2
Election Day		0	0.00%	0
Election Day Manual Entry		0	0.00%	0
SPR Host		118	27.76%	2
Master Pack		0	0.00%	0
	425	118	27.76%	2

Candidates

1 Write-In

Statement of Vote
Iosco County
Iosco_0816_Primary_E
8/2/2016

Democratic ALABASTER TOWNSHIP CLERK

	Registered	Turnout	Percent	
Alabaster Township Precinct 1	425	118	27.76%	2
Election Day		0	0.00%	0
Election Day Manual Entry		0	0.00%	0
SPR Host		118	27.76%	2
Master Pack		0	0.00%	0
	425	118	27.76%	2

Candidates

1 Write-In

Statement of Vote
 losco County
losco_0816_Primary_E
 8/2/2016

Democratic ALABASTER TOWNSHIP TREASURER

	Registered	Turnout	Percent	1
Alabaster Township Precinct 1	425	118	27.76%	2
Election Day		0	0.00%	0
Election Day Manual Entry		0	0.00%	0
SPR Host		118	27.76%	2
Master Pack		0	0.00%	0
	425	118	27.76%	2

Candidates

1 Write-In

Statement of Vote
Iosco County
Iosco_0816_Primary_E
8/2/2016

Democratic ALABASTER TOWNSHIP TRUSTEE

	Registered	Turnout	Percent	1	2
Alabaster Township Precinct 1	425	118	27.76%	1	0
Election Day		0	0.00%	0	0
Election Day Manual Entry		0	0.00%	0	0
SPR Host		118	27.76%	1	0
Master Pack		0	0.00%	0	0
	425	118	27.76%	1	0

Candidates

- 1 Write-In
- 2 Write-In

Statement of Vote
Iosco County
Iosco_0816_Primary_E
8/2/2016

Democratic ALABASTER TWP PCT DELEGATE - DEM

	Registered	Turnout	Percent	1	2
Alabaster Township Precinct 1	425	118	27.76%	2	0
Election Day		0	0.00%	0	0
Election Day Manual Entry		0	0.00%	0	0
SPR Host		118	27.76%	2	0
Master Pack		0	0.00%	0	0
	425	118	27.76%	2	0

Candidates

- 1 Write-In
- 2 Write-In

Statement of Vote
Iosco County
Iosco_0816_Primary_E
8/2/2016

Democratic AUSALE TOWNSHIP SUPERVISOR

	Registered	Turnout	Percent	1
AuSable Township Precinct 1	1,732	358	20.67%	6
Election Day		0	0.00%	0
Election Day Manual Entry		0	0.00%	0
SPR Host		358	20.67%	6
Master Pack		0	0.00%	0
	1,732	358	20.67%	6

Candidates

1 Write-In

Statement of Vote
Iosco County
Iosco_0816_Primary_E
8/2/2016

Democratic AUSABLE TOWNSHIP CLERK

	Registered	Turnout	Percent	1
AuSable Township Precinct 1	1,732	358	20.67%	3
Election Day		0	0.00%	0
Election Day Manual Entry		0	0.00%	0
SPR Host		358	20.67%	3
Master Pack		0	0.00%	0
	1,732	358	20.67%	3

Candidates

1 Write-In

Statement of Vote
Iosco County
Iosco_0816_Primary_E
8/2/2016

Democratic AUSABLE TOWNSHIP TREASURER

	Registered	Turnout	Percent	1	2
AuSable Township Precinct 1	1,732	358	20.67%	150	0
Election Day		0	0.00%	0	0
Election Day Manual Entry		0	0.00%	0	0
SPR Host		358	20.67%	150	0
Master Pack		0	0.00%	0	0
	1,732	358	20.67%	150	0

Candidates

- 1 Mary Jo Samotis
- 2 Write-In

Statement of Vote
Iosco County
Iosco_0816_Primary_E
8/2/2016

Democratic AUSABLE TOWNSHIP TRUSTEE

	Registered	Turnout	Percent	1	2	3	4	5	6	7
AuSable Township Precinct 1	1,732	358	20.67%	119	118	109	2	1	0	0
Election Day		0	0.00%	0	0	0	0	0	0	0
Election Day Manual Entry		0	0.00%	0	0	0	0	0	0	0
SPR Host		358	20.67%	119	118	109	2	1	0	0
Master Pack		0	0.00%	0	0	0	0	0	0	0
	1,732	358	20.67%	119	118	109	2	1	0	0

Candidates

- 1 Alanda Barnes
- 2 Ronald Janis
- 3 Yvette Ramsdell
- 4 Write-In
- 5 Write-In
- 6 Write-In
- 7 Write-In

Statement of Vote
Iosco County
Iosco_0816_Primary_E
8/2/2016

Democratic AUSABLE TWP PCT DELEGATE - DEM

	Registered	Turnout	Percent	1	2
AuSable Township Precinct 1	1,732	358	20.67%	3	2
Election Day		0	0.00%	0	0
Election Day Manual Entry		0	0.00%	0	0
SPR Host		358	20.67%	3	2
Master Pack		0	0.00%	0	0
	1,732	358	20.67%	3	2

Candidates

- 1 Write-In
- 2 Write-In

Statement of Vote
 losco County
 losco_0816_Primary_E
 8/2/2016

Democratic BALDWIN TOWNSHIP SUPERVISOR

	Registered	Turnout	Percent	1
Baldwin Township Precinct 1	1,556	547	35.15%	8
Election Day		0	0.00%	0
Election Day Manual Entry		0	0.00%	0
SPR Host		547	35.15%	8
Master Pack		0	0.00%	0
	1,556	547	35.15%	8

Candidates

1 Write-In

Statement of Vote
Iosco County
Iosco_0816_Primary_E
8/2/2016

Democratic BALDWIN TOWNSHIP CLERK

	Registered	Turnout	Percent	1
Baldwin Township Precinct 1	1,556	547	35.15%	8
Election Day		0	0.00%	0
Election Day Manual Entry		0	0.00%	0
SPR Host		547	35.15%	8
Master Pack		0	0.00%	0
	1,556	547	35.15%	8

Candidates

1 Write-In

Statement of Vote
Iosco County
Iosco_0816_Primary_E
8/2/2016

Democratic BALDWIN TOWNSHIP TREASURER

	Registered	Turnout	Percent	1
Baldwin Township Precinct 1	1,556	547	35.15%	8
Election Day		0	0.00%	0
Election Day Manual Entry		0	0.00%	0
SPR Host		547	35.15%	8
Master Pack		0	0.00%	0
	1,556	547	35.15%	8

Candidates

1 Write-In

Statement of Vote
Iosco County
Iosco_0816_Primary_E
8/2/2016

Democratic BALDWIN TOWNSHIP TRUSTEE

	Registered	Turnout	Percent	1	2
Baldwin Township Precinct 1	1,556	547	35.15%	6	2
Election Day		0	0.00%	0	0
Election Day Manual Entry		0	0.00%	0	0
SPR Host		547	35.15%	6	2
Master Pack		0	0.00%	0	0
	1,556	547	35.15%	6	2

Candidates

- 1 Write-In
- 2 Write-In

Statement of Vote
Iosco County
Iosco_0816_Primary_E
8/2/2016

Democratic BALDWIN TWP PCT DELEGATE - DEM

	Registered	Turnout	Percent	1	2
Baldwin Township Precinct 1	1,556	547	35.15%	7	2
Election Day		0	0.00%	0	0
Election Day Manual Entry		0	0.00%	0	0
SPR Host		547	35.15%	7	2
Master Pack		0	0.00%	0	0
	1,556	547	35.15%	7	2

Candidates

- 1 Write-In
- 2 Write-In

Statement of Vote
Iosco County
Iosco_0816_Primary_E
8/2/2016

Democratic BURLEIGH TOWNSHIP SUPERVISOR

	Registered	Turnout	Percent	1
Burleigh Township Precinct 1	585	111	18.97%	1
Election Day		0	0.00%	0
Election Day Manual Entry		0	0.00%	0
SPR Host		111	18.97%	1
Master Pack		0	0.00%	0
	585	111	18.97%	1

Candidates

1 Write-In

Statement of Vote
Iosco County
Iosco_0816_Primary_E
8/2/2016

Democratic BURLEIGH TOWNSHIP CLERK

	Registered	Turnout	Percent	1	2
Burleigh Township Precinct 1	585	111	18.97%	29	0
Election Day		0	0.00%	0	0
Election Day Manual Entry		0	0.00%	0	0
SPR Host		111	18.97%	29	0
Master Pack		0	0.00%	0	0
	585	111	18.97%	29	0

Candidates

- 1 Stacy McClure
- 2 Write-In

Statement of Vote
Iosco County
Iosco_0816_Primary_E
8/2/2016

Democratic BURLEIGH TOWNSHIP TREASURER

	Registered	Turnout	Percent	1	2
Burleigh Township Precinct 1	585	111	18.97%	31	0
Election Day		0	0.00%	0	0
Election Day Manual Entry		0	0.00%	0	0
SPR Host		111	18.97%	31	0
Master Pack		0	0.00%	0	0
	585	111	18.97%	31	0

Candidates

- 1 Sharren Engle
- 2 Write-In

Statement of Vote
Iosco County
Iosco_0816_Primary_E
8/2/2016

Democratic BURLEIGH TOWNSHIP TRUSTEE

	Registered	Turnout	Percent	1	2	3
Burleigh Township Precinct 1	585	111	18.97%	28	1	0
Election Day		0	0.00%	0	0	0
Election Day Manual Entry		0	0.00%	0	0	0
SPR Host		111	18.97%	28	1	0
Master Pack		0	0.00%	0	0	0
	585	111	18.97%	28	1	0

Candidates

- 1 Paul L. Birkenbach
- 2 Write-In
- 3 Write-In

Statement of Vote
Iosco County
Iosco_0816_Primary_E
8/2/2016

Democratic BURLEIGH TWP PCT DELEGATE - DEM

	Registered	Turnout	Percent	1	2
Burleigh Township Precinct 1	585	111	18.97%	1	0
Election Day		0	0.00%	0	0
Election Day Manual Entry		0	0.00%	0	0
SPR Host		111	18.97%	1	0
Master Pack		0	0.00%	0	0
	585	111	18.97%	1	0

Candidates

- 1 Write-In
- 2 Write-In

Statement of Vote
Iosco County
Iosco_0816_Primary_E
8/2/2016

Democratic GRANT TOWNSHIP SUPERVISOR

	Registered	Turnout	Percent	1
Grant Township Precinct 1	1,306	374	28.64%	2
Election Day		0	0.00%	0
Election Day Manual Entry		0	0.00%	0
SPR Host		374	28.64%	2
Master Pack		0	0.00%	0
	1,306	374	28.64%	2

Candidates

1 Write-In

Statement of Vote
Iosco County
Iosco_0816_Primary_E
8/2/2016

Democratic GRANT TOWNSHIP CLERK

	Registered	Turnout	Percent	1	2
Grant Township Precinct 1	1,306	374	28.64%	158	1
Election Day		0	0.00%	0	0
Election Day Manual Entry		0	0.00%	0	0
SPR Host		374	28.64%	158	1
Master Pack		0	0.00%	0	0
	1,306	374	28.64%	158	1

Candidates

- 1 Jacqueline Emry
- 2 Write-In

Statement of Vote
Iosco County
Iosco_0816_Primary_E
8/2/2016

Democratic GRANT TOWNSHIP TREASURER

	Registered	Turnout	Percent	1	2
Grant Township Precinct 1	1,306	374	28.64%	159	0
Election Day		0	0.00%	0	0
Election Day Manual Entry		0	0.00%	0	0
SPR Host		374	28.64%	159	0
Master Pack		0	0.00%	0	0
	1,306	374	28.64%	159	0

Candidates

- 1 Velda S. Jennett
- 2 Write-In

Statement of Vote
 Iosco County
Iosco_0816_Primary_E
 8/2/2016

Democratic GRANT TOWNSHIP TRUSTEE

	Registered	Turnout	Percent	1	2	3	4	5	6
Grant Township Precinct 1	1,306	374	28.64%	122	43	99	64	0	0
Election Day		0	0.00%	0	0	0	0	0	0
Election Day Manual Entry		0	0.00%	0	0	0	0	0	0
SPR Host		374	28.64%	122	43	99	64	0	0
Master Pack		0	0.00%	0	0	0	0	0	0
	1,306	374	28.64%	122	43	99	64	0	0

Candidates

- 1 Angela M. Brink
- 2 Glenda J. Ferns
- 3 Linda Hayes
- 4 Gregg D. Kopkau
- 5 Write-In
- 6 Write-In

Statement of Vote
 Iosco County
 Iosco_0816_Primary_E
 8/2/2016

Democratic GRANT TWP PCT DELEGATE - DEM

	Registered	Turnout	Percent	1	2
Grant Township Precinct 1	1,306	374	28.64%	1	1
Election Day		0	0.00%	0	0
Election Day Manual Entry		0	0.00%	0	0
SPR Host		374	28.64%	1	1
Master Pack		0	0.00%	0	0
	1,306	374	28.64%	1	1

Candidates

- 1 Write-In
- 2 Write-In

Statement of Vote
Iosco County
Iosco_0816_Primary_E
8/2/2016

Democratic OSCODA TOWNSHIP SUPERVISOR

	Registered	Turnout	Percent	1
Oscoda Township Precinct 1	1,897	339	17.87%	4
Election Day		0	0.00%	0
Election Day Manual Entry		0	0.00%	0
SPR Host		339	17.87%	4
Master Pack		0	0.00%	0
Oscoda Township Precinct 2	950	149	15.68%	2
Election Day		0	0.00%	0
Election Day Manual Entry		0	0.00%	0
SPR Host		149	15.68%	2
Master Pack		0	0.00%	0
Oscoda Township Precinct 3	1,463	301	20.57%	2
Election Day		0	0.00%	0
Election Day Manual Entry		0	0.00%	0
SPR Host		301	20.57%	2
Master Pack		0	0.00%	0
Oscoda Township Precinct 4	1,574	219	13.91%	9
Election Day		0	0.00%	0
Election Day Manual Entry		0	0.00%	0
SPR Host		219	13.91%	9
Master Pack		0	0.00%	0
	5,884	1,008	17.13%	17

Candidates

1 Write-In

Statement of Vote
 Iosco County
Iosco_0816_Primary_E
 8/2/2016

Democratic OSCODA TOWNSHIP CLERK

	Registered	Turnout	Percent	1
Oscoda Township Precinct 1	1,897	339	17.87%	5
Election Day		0	0.00%	0
Election Day Manual Entry		0	0.00%	0
SPR Host		339	17.87%	5
Master Pack		0	0.00%	0
Oscoda Township Precinct 2	950	149	15.68%	2
Election Day		0	0.00%	0
Election Day Manual Entry		0	0.00%	0
SPR Host		149	15.68%	2
Master Pack		0	0.00%	0
Oscoda Township Precinct 3	1,463	301	20.57%	1
Election Day		0	0.00%	0
Election Day Manual Entry		0	0.00%	0
SPR Host		301	20.57%	1
Master Pack		0	0.00%	0
Oscoda Township Precinct 4	1,574	219	13.91%	9
Election Day		0	0.00%	0
Election Day Manual Entry		0	0.00%	0
SPR Host		219	13.91%	9
Master Pack		0	0.00%	0
	5,884	1,008	17.13%	17

Candidates

1 Write-In

Statement of Vote
Iosco County
Iosco_0816_Primary_E
8/2/2016

Democratic OSCODA TOWNSHIP TREASURER

	Registered	Turnout	Percent	1
Oscoda Township Precinct 1	1,897	339	17.87%	3
Election Day		0	0.00%	0
Election Day Manual Entry		0	0.00%	0
SPR Host		339	17.87%	3
Master Pack		0	0.00%	0
Oscoda Township Precinct 2	950	149	15.68%	1
Election Day		0	0.00%	0
Election Day Manual Entry		0	0.00%	0
SPR Host		149	15.68%	1
Master Pack		0	0.00%	0
Oscoda Township Precinct 3	1,463	301	20.57%	1
Election Day		0	0.00%	0
Election Day Manual Entry		0	0.00%	0
SPR Host		301	20.57%	1
Master Pack		0	0.00%	0
Oscoda Township Precinct 4	1,574	219	13.91%	6
Election Day		0	0.00%	0
Election Day Manual Entry		0	0.00%	0
SPR Host		219	13.91%	6
Master Pack		0	0.00%	0
	5,884	1,008	17.13%	11

Candidates

1 Write-In

Statement of Vote
Iosco County
Iosco_0816_Primary_E
8/2/2016

Democratic OSCODA TOWNSHIP TRUSTEE

	Registered	Turnout	Percent	1	2	3	4	5
Oscoda Township Precinct 1	1,897	339	17.87%	98	1	1	1	1
Election Day		0	0.00%	0	0	0	0	0
Election Day Manual Entry		0	0.00%	0	0	0	0	0
SPR Host		339	17.87%	98	1	1	1	1
Master Pack		0	0.00%	0	0	0	0	0
Oscoda Township Precinct 2	950	149	15.68%	35	0	0	0	0
Election Day		0	0.00%	0	0	0	0	0
Election Day Manual Entry		0	0.00%	0	0	0	0	0
SPR Host		149	15.68%	35	0	0	0	0
Master Pack		0	0.00%	0	0	0	0	0
Oscoda Township Precinct 3	1,463	301	20.57%	87	1	0	0	0
Election Day		0	0.00%	0	0	0	0	0
Election Day Manual Entry		0	0.00%	0	0	0	0	0
SPR Host		301	20.57%	87	1	0	0	0
Master Pack		0	0.00%	0	0	0	0	0
Oscoda Township Precinct 4	1,574	219	13.91%	77	1	1	1	0
Election Day		0	0.00%	0	0	0	0	0
Election Day Manual Entry		0	0.00%	0	0	0	0	0
SPR Host		219	13.91%	77	1	1	1	0
Master Pack		0	0.00%	0	0	0	0	0
	5,884	1,008	17.13%	297	3	2	2	1

Candidates

- 1 Jim Baier
- 2 Write-In
- 3 Write-In
- 4 Write-In
- 5 Write-In

Statement of Vote
Iosco County
Iosco_0816_Primary_E
8/2/2016

Democratic OSCODA TWP PCT 1 DELEGATE - DEM

	Registered	Turnout	Percent	1	2
Oscoda Township Precinct 1	1,897	339	17.87%	1	1
Election Day		0	0.00%	0	0
Election Day Manual Entry		0	0.00%	0	0
SPR Host		339	17.87%	1	1
Master Pack		0	0.00%	0	0
	1,897	339	17.87%	1	1

Candidates

- 1 Write-In
- 2 Write-In

Statement of Vote
 Iosco County
Iosco_0816_Primary_E
 8/2/2016

Democratic OSCODA TWP PCT 2 DELEGATE - DEM

	Registered	Turnout	Percent	1	2
Oscoda Township Precinct 2	950	149	15.68%	0	0
Election Day		0	0.00%	0	0
Election Day Manual Entry		0	0.00%	0	0
SPR Host		149	15.68%	0	0
Master Pack		0	0.00%	0	0
	950	149	15.68%	0	0

Candidates

- 1 Write-In
- 2 Write-In

Statement of Vote
Iosco County
Iosco_0816_Primary_E
8/2/2016

Democratic OSCODA TWP PCT 3 DELEGATE - DEM

	Registered	Turnout	Percent	1	2
Oscoda Township Precinct 3	1,463	301	20.57%	1	0
Election Day		0	0.00%	0	0
Election Day Manual Entry		0	0.00%	0	0
SPR Host		301	20.57%	1	0
Master Pack		0	0.00%	0	0
	1,463	301	20.57%	1	0

Candidates

- 1 Write-In
- 2 Write-In

Statement of Vote
Iosco County
Iosco_0816_Primary_E
8/2/2016

Democratic OSCODA TWP PCT 4 DELEGATE - DEM

	Registered	Turnout	Percent	1	2
Oscoda Township Precinct 4	1,574	219	13.91%	6	3
Election Day		0	0.00%	0	0
Election Day Manual Entry		0	0.00%	0	0
SPR Host		219	13.91%	6	3
Master Pack		0	0.00%	0	0
	1,574	219	13.91%	6	3

Candidates

- 1 Write-In
- 2 Write-In

Statement of Vote
 Iosco County
Iosco_0816_Primary_E
 8/2/2016

Democratic PLAINFIELD TOWNSHIP SUPERVISOR

	Registered	Turnout	Percent	1	2
Plainfield Township Precinct 1	1,160	340	29.31%	89	1
Election Day		0	0.00%	0	0
Election Day Manual Entry		0	0.00%	0	0
SPR Host		340	29.31%	89	1
Master Pack		0	0.00%	0	0
Plainfield Township Precinct 2	1,898	581	30.61%	164	2
Election Day		0	0.00%	0	0
Election Day Manual Entry		0	0.00%	0	0
SPR Host		581	30.61%	164	2
Master Pack		0	0.00%	0	0
	3,058	921	30.12%	253	3

Candidates

- 1 Rob Holzheuer
- 2 Write-In

Statement of Vote
Iosco County
Iosco_0816_Primary_E
8/2/2016

Democratic PLAINFIELD TOWNSHIP CLERK

	Registered	Turnout	Percent	1
Plainfield Township Precinct 1	1,160	340	29.31%	5
Election Day		0	0.00%	0
Election Day Manual Entry		0	0.00%	0
SPR Host		340	29.31%	5
Master Pack		0	0.00%	0
Plainfield Township Precinct 2	1,898	581	30.61%	2
Election Day		0	0.00%	0
Election Day Manual Entry		0	0.00%	0
SPR Host		581	30.61%	2
Master Pack		0	0.00%	0
	3,058	921	30.12%	7

Candidates

1 Write-In

Statement of Vote
Iosco County
Iosco_0816_Primary_E
8/2/2016

Democratic PLAINFIELD TOWNSHIP TREASURER

	Registered	Turnout	Percent	1	2	3
Plainfield Township Precinct 1	1,160	340	29.31%	129	37	0
Election Day		0	0.00%	0	0	0
Election Day Manual Entry		0	0.00%	0	0	0
SPR Host		340	29.31%	129	37	0
Master Pack		0	0.00%	0	0	0
Plainfield Township Precinct 2	1,898	581	30.61%	220	69	0
Election Day		0	0.00%	0	0	0
Election Day Manual Entry		0	0.00%	0	0	0
SPR Host		581	30.61%	220	69	0
Master Pack		0	0.00%	0	0	0
	3,058	921	30.12%	349	106	0

Candidates

- 1 Roma J. Bassi
- 2 Mary Dennisuk
- 3 Write-In

Statement of Vote
Iosco County
Iosco_0816_Primary_E
8/2/2016

Democratic PLAINFIELD TOWNSHIP TRUSTEE

	Registered	Turnout	Percent	1	2	3	4	5
Plainfield Township Precinct 1	1,160	340	29.31%	57	45	120	0	0
Election Day		0	0.00%	0	0	0	0	0
Election Day Manual Entry		0	0.00%	0	0	0	0	0
SPR Host		340	29.31%	57	45	120	0	0
Master Pack		0	0.00%	0	0	0	0	0
Plainfield Township Precinct 2	1,898	581	30.61%	141	115	162	0	0
Election Day		0	0.00%	0	0	0	0	0
Election Day Manual Entry		0	0.00%	0	0	0	0	0
SPR Host		581	30.61%	141	115	162	0	0
Master Pack		0	0.00%	0	0	0	0	0
	3,058	921	30.12%	198	160	282	0	0

Candidates

- 1 Shane M. Forshee
- 2 Chuck Parkinson
- 3 Micheal P. Reilly
- 4 Write-In
- 5 Write-In

Statement of Vote
Iosco County
Iosco_0816_Primary_E
8/2/2016

Democratic PLAINFIELD TWP PCT 1 DELEGATE - DEM

	Registered	Turnout	Percent	1	2
Plainfield Township Precinct 1	1,160	340	29.31%	4	3
Election Day		0	0.00%	0	0
Election Day Manual Entry		0	0.00%	0	0
SPR Host		340	29.31%	4	3
Master Pack		0	0.00%	0	0
	1,160	340	29.31%	4	3

Candidates

- 1 Write-In
- 2 Write-In

Statement of Vote
 Iosco County
Iosco_0816_Primary_E
 8/2/2016

Democratic PLAINFIELD TWP PCT 2 DELEGATE - DEM

	Registered	Turnout	Percent	1	2
Plainfield Township Precinct 2	1,898	581	30.61%	3	2
Election Day		0	0.00%	0	0
Election Day Manual Entry		0	0.00%	0	0
SPR Host		581	30.61%	3	2
Master Pack		0	0.00%	0	0
	1,898	581	30.61%	3	2

Candidates

- 1 Write-In
- 2 Write-In

Statement of Vote
Iosco County
Iosco_0816_Primary_E
8/2/2016

Democratic RENO TOWNSHIP SUPERVISOR

	Registered	Turnout	Percent	1	2
Reno Township Precinct 1	431	123	28.54%	30	0
Election Day		0	0.00%	0	0
Election Day Manual Entry		0	0.00%	0	0
SPR Host		123	28.54%	30	0
Master Pack		0	0.00%	0	0
	431	123	28.54%	30	0

Candidates

- 1 Jeff Jakubik
- 2 Write-In

Statement of Vote
Iosco County
Iosco_0816_Primary_E
8/2/2016

Democratic RENO TOWNSHIP CLERK

	Registered	Turnout	Percent	1
Reno Township Precinct 1	431	123	28.54%	1
Election Day		0	0.00%	0
Election Day Manual Entry		0	0.00%	0
SPR Host		123	28.54%	1
Master Pack		0	0.00%	0
	431	123	28.54%	1

Candidates

1 Write-In

Statement of Vote
Iosco County
Iosco_0816_Primary_E
8/2/2016

Democratic RENO TOWNSHIP TREASURER

	Registered	Turnout	Percent	1
Reno Township Precinct 1	431	123	28.54%	0
Election Day		0	0.00%	0
Election Day Manual Entry		0	0.00%	0
SPR Host		123	28.54%	0
Master Pack		0	0.00%	0
	431	123	28.54%	0

Candidates

1 Write-In

Statement of Vote
Iosco County
Iosco_0816_Primary_E
8/2/2016

Democratic RENO TOWNSHIP TRUSTEE

	Registered	Turnout	Percent	1	2
Reno Township Precinct 1	431	123	28.54%	1	0
Election Day		0	0.00%	0	0
Election Day Manual Entry		0	0.00%	0	0
SPR Host		123	28.54%	1	0
Master Pack		0	0.00%	0	0
	431	123	28.54%	1	0

Candidates

- 1 Write-In
- 2 Write-In

Statement of Vote
Iosco County
Iosco_0816_Primary_E
8/2/2016

Democratic RENO TWP PCT DELEGATE - DEM

	Registered	Turnout	Percent	1	2
Reno Township Precinct 1	431	123	28.54%	0	0
Election Day		0	0.00%	0	0
Election Day Manual Entry		0	0.00%	0	0
SPR Host		123	28.54%	0	0
Master Pack		0	0.00%	0	0
	431	123	28.54%	0	0

Candidates

- 1 Write-In
- 2 Write-In

Statement of Vote
 Iosco County
Iosco_0816_Primary_E
 8/2/2016

Democratic SHERMAN TOWNSHIP SUPERVISOR

	Registered	Turnout	Percent	1	2
Sherman Township Precinct 1	350	98	28.00%	34	0
Election Day		0	0.00%	0	0
Election Day Manual Entry		0	0.00%	0	0
SPR Host		98	28.00%	34	0
Master Pack		0	0.00%	0	0
	350	98	28.00%	34	0

Candidates

- 1 Danny Jordan
- 2 Write-In

Statement of Vote
Iosco County
Iosco_0816_Primary_E
8/2/2016

Democratic SHERMAN TOWNSHIP CLERK

	Registered	Turnout	Percent	1
Sherman Township Precinct 1	350	98	28.00%	0
Election Day		0	0.00%	0
Election Day Manual Entry		0	0.00%	0
SPR Host		98	28.00%	0
Master Pack		0	0.00%	0
	350	98	28.00%	0

Candidates

1 Write-In

Statement of Vote
Iosco County
Iosco_0816_Primary_E
8/2/2016

Democratic SHERMAN TOWNSHIP TREASURER

	Registered	Turnout	Percent	1	2
Sherman Township Precinct 1	350	98	28.00%	34	1
Election Day		0	0.00%	0	0
Election Day Manual Entry		0	0.00%	0	0
SPR Host		98	28.00%	34	1
Master Pack		0	0.00%	0	0
	350	98	28.00%	34	1

Candidates

- 1 Samantha Strauer
- 2 Write-In

Statement of Vote
Iosco County
Iosco_0816_Primary_E
8/2/2016

Democratic SHERMAN TOWNSHIP TRUSTEE

	Registered	Turnout	Percent	1	2	3	4
Sherman Township Precinct 1	350	98	28.00%	26	26	0	0
Election Day		0	0.00%	0	0	0	0
Election Day Manual Entry		0	0.00%	0	0	0	0
SPR Host		98	28.00%	26	26	0	0
Master Pack		0	0.00%	0	0	0	0
	350	98	28.00%	26	26	0	0

Candidates

- 1 Brandon Lichota
- 2 Jeff Petri
- 3 Write-In
- 4 Write-In

Statement of Vote
 Iosco County
Iosco_0816_Primary_E
 8/2/2016

Democratic SHERMAN TWP PCT DELEGATE - DEM

	Registered	Turnout	Percent	1	2
Sherman Township Precinct 1	350	98	28.00%	1	1
Election Day		0	0.00%	0	0
Election Day Manual Entry		0	0.00%	0	0
SPR Host		98	28.00%	1	1
Master Pack		0	0.00%	0	0
	350	98	28.00%	1	1

Candidates

- 1 Write-In
- 2 Write-In

Statement of Vote
Iosco County
Iosco_0816_Primary_E
8/2/2016

Democratic TAWAS TOWNSHIP SUPERVISOR

	Registered	Turnout	Percent	1	2
Tawas Township Precinct 1	1,383	374	27.04%	77	0
Election Day		0	0.00%	0	0
Election Day Manual Entry		0	0.00%	0	0
SPR Host		374	27.04%	77	0
Master Pack		0	0.00%	0	0
	1,383	374	27.04%	77	0

Candidates

- 1 Larry Lorenz
- 2 Write-In

Statement of Vote
Iosco County
Iosco_0816_Primary_E
8/2/2016

Democratic TAWAS TOWNSHIP CLERK

	Registered	Turnout	Percent	1
Tawas Township Precinct 1	1,383	374	27.04%	7
Election Day		0	0.00%	0
Election Day Manual Entry		0	0.00%	0
SPR Host		374	27.04%	7
Master Pack		0	0.00%	0
	1,383	374	27.04%	7

Candidates

1 Write-In

Statement of Vote
Iosco County
Iosco_0816_Primary_E
8/2/2016

Democratic TAWAS TOWNSHIP TREASURER

	Registered	Turnout	Percent	1
Tawas Township Precinct 1	1,383	374	27.04%	6
Election Day		0	0.00%	0
Election Day Manual Entry		0	0.00%	0
SPR Host		374	27.04%	6
Master Pack		0	0.00%	0
	1,383	374	27.04%	6

Candidates

1 Write-In

Statement of Vote
Iosco County
Iosco_0816_Primary_E
8/2/2016

Democratic TAWAS TOWNSHIP TRUSTEE

	Registered	Turnout	Percent	1	2	3
Tawas Township Precinct 1	1,383	374	27.04%	82	0	0
Election Day		0	0.00%	0	0	0
Election Day Manual Entry		0	0.00%	0	0	0
SPR Host		374	27.04%	82	0	0
Master Pack		0	0.00%	0	0	0
	1,383	374	27.04%	82	0	0

Candidates

- 1 Timothy Dean Haskin
- 2 Write-In
- 3 Write-In

Statement of Vote
 Iosco County
Iosco_0816_Primary_E
 8/2/2016

Democratic TAWAS TWP PCT DELEGATE - DEM

	Registered	Turnout	Percent	1	2	3
Tawas Township Precinct 1	1,383	374	27.04%	75	0	0
Election Day		0	0.00%	0	0	0
Election Day Manual Entry		0	0.00%	0	0	0
SPR Host		374	27.04%	75	0	0
Master Pack		0	0.00%	0	0	0
	1,383	374	27.04%	75	0	0

Candidates

- 1 John Howard
- 2 Write-In
- 3 Write-In

Statement of Vote
 Iosco County
Iosco_0816_Primary_E
 8/2/2016

Democratic WILBER TOWNSHIP SUPERVISOR

	Registered	Turnout	Percent	1
Wilber Township Precinct 1	635	216	34.02%	2
Election Day		0	0.00%	0
Election Day Manual Entry		0	0.00%	0
SPR Host		216	34.02%	2
Master Pack		0	0.00%	0
	635	216	34.02%	2

Candidates

1 Write-In

Statement of Vote
 Iosco County
Iosco_0816_Primary_E
 8/2/2016

Democratic WILBER TOWNSHIP CLERK

	Registered	Turnout	Percent	1	2
Wilber Township Precinct 1	635	216	34.02%	91	0
Election Day		0	0.00%	0	0
Election Day Manual Entry		0	0.00%	0	0
SPR Host		216	34.02%	91	0
Master Pack		0	0.00%	0	0
	635	216	34.02%	91	0

Candidates

- 1 Robert D. White
- 2 Write-In

Statement of Vote
 Iosco County
Iosco_0816_Primary_E
 8/2/2016

Democratic WILBER TOWNSHIP TREASURER

	Registered	Turnout	Percent	1	2
Wilber Township Precinct 1	635	216	34.02%	90	0
Election Day		0	0.00%	0	0
Election Day Manual Entry		0	0.00%	0	0
SPR Host		216	34.02%	90	0
Master Pack		0	0.00%	0	0
	635	216	34.02%	90	0

Candidates

- 1 Steve Ferguson
- 2 Write-In

Statement of Vote
Iosco County
Iosco_0816_Primary_E
8/2/2016

Democratic WILBER TOWNSHIP TRUSTEE

	Registered	Turnout	Percent	1	2	3
Wilber Township Precinct 1	635	216	34.02%	89	0	0
Election Day		0	0.00%	0	0	0
Election Day Manual Entry		0	0.00%	0	0	0
SPR Host		216	34.02%	89	0	0
Master Pack		0	0.00%	0	0	0
	635	216	34.02%	89	0	0

Candidates

- 1 Sally E. Krueger
- 2 Write-In
- 3 Write-In

Statement of Vote
 Iosco County
Iosco_0816_Primary_E
 8/2/2016

Democratic WILBER TWP PCT DELEGATE - DEM

	Registered	Turnout	Percent	1	2
Wilber Township Precinct 1	635	216	34.02%	2	1
Election Day		0	0.00%	0	0
Election Day Manual Entry		0	0.00%	0	0
SPR Host		216	34.02%	2	1
Master Pack		0	0.00%	0	0
	635	216	34.02%	2	1

Candidates

- 1 Write-In
- 2 Write-In

Statement of Vote
 losco County
losco_0816_Primary_E
 8/2/2016

Democratic CITY OF EAST TAWAS PCT DELEGATE - DEM

	Registered	Turnout	Percent	1	2
City of East Tawas Precinct 1	2,099	601	28.63%	7	4
Election Day		0	0.00%	0	0
Election Day Manual Entry		0	0.00%	0	0
SPR Host		601	28.63%	7	4
Master Pack		0	0.00%	0	0
	2,099	601	28.63%	7	4

Candidates

- 1 Write-In
- 2 Write-In

Statement of Vote
Iosco County
Iosco_0816_Primary_E
8/2/2016

Democratic CITY OF TAWAS CITY PCT DELEGATE - DEM

	Registered	Turnout	Percent	1	2
City of Tawas City Precinct 1	1,301	334	25.67%	13	2
Election Day		0	0.00%	0	0
Election Day Manual Entry		0	0.00%	0	0
SPR Host		334	25.67%	13	2
Master Pack		0	0.00%	0	0
	1,301	334	25.67%	13	2

Candidates

- 1 Write-In
- 2 Write-In

Statement of Vote
Iosco County
Iosco_0816_Primary_E
8/2/2016

Democratic CITY OF WHITTEMORE PCT DELEGATE - DEM

	Registered	Turnout	Percent	1	2
City of Whittemore Precinct 1	341	67	19.65%	1	0
Election Day		0	0.00%	0	0
Election Day Manual Entry		0	0.00%	0	0
SPR Host		67	19.65%	1	0
Master Pack		0	0.00%	0	0
	341	67	19.65%	1	0

Candidates

- 1 Write-In
- 2 Write-In

Statement of Vote
Iosco County
Iosco_0816_Primary_E
8/2/2016

Medical Care Facility

	Registered	Turnout	Percent	1	2
Alabaster Township Precinct 1	425	118	27.76%	73	39
Election Day		0	0.00%	0	0
Election Day Manual Entry		0	0.00%	0	0
SPR Host		118	27.76%	73	39
Master Pack		0	0.00%	0	0
AuSable Township Precinct 1	1,732	358	20.67%	222	113
Election Day		0	0.00%	0	0
Election Day Manual Entry		0	0.00%	0	0
SPR Host		358	20.67%	222	113
Master Pack		0	0.00%	0	0
Baldwin Township Precinct 1	1,556	547	35.15%	343	165
Election Day		0	0.00%	0	0
Election Day Manual Entry		0	0.00%	0	0
SPR Host		547	35.15%	343	165
Master Pack		0	0.00%	0	0
Burleigh Township Precinct 1	585	111	18.97%	56	45
Election Day		0	0.00%	0	0
Election Day Manual Entry		0	0.00%	0	0
SPR Host		111	18.97%	56	45
Master Pack		0	0.00%	0	0
Grant Township Precinct 1	1,306	374	28.64%	227	134
Election Day		0	0.00%	0	0
Election Day Manual Entry		0	0.00%	0	0
SPR Host		374	28.64%	227	134
Master Pack		0	0.00%	0	0
Oscoda Township Precinct 1	1,897	339	17.87%	198	132
Election Day		0	0.00%	0	0
Election Day Manual Entry		0	0.00%	0	0
SPR Host		339	17.87%	198	132
Master Pack		0	0.00%	0	0
Oscoda Township Precinct 2	950	149	15.68%	77	66
Election Day		0	0.00%	0	0
Election Day Manual Entry		0	0.00%	0	0
SPR Host		149	15.68%	77	66
Master Pack		0	0.00%	0	0
Oscoda Township Precinct 3	1,463	301	20.57%	210	73
Election Day		0	0.00%	0	0
Election Day Manual Entry		0	0.00%	0	0
SPR Host		301	20.57%	210	73
Master Pack		0	0.00%	0	0
Oscoda Township Precinct 4	1,574	219	13.91%	137	69
Election Day		0	0.00%	0	0
Election Day Manual Entry		0	0.00%	0	0
SPR Host		219	13.91%	137	69
Master Pack		0	0.00%	0	0
Plainfield Township Precinct 1	1,160	340	29.31%	189	131
Election Day		0	0.00%	0	0
Election Day Manual Entry		0	0.00%	0	0
SPR Host		340	29.31%	189	131
Master Pack		0	0.00%	0	0

Statement of Vote
Iosco County
Iosco_0816_Primary_E
8/2/2016

Medical Care Facility

	Registered	Turnout	Percent	1	2
Plainfield Township Precinct 2	1,898	581	30.61%	367	176
Election Day		0	0.00%	0	0
Election Day Manual Entry		0	0.00%	0	0
SPR Host		581	30.61%	367	176
Master Pack		0	0.00%	0	0
Reno Township Precinct 1	431	123	28.54%	69	49
Election Day		0	0.00%	0	0
Election Day Manual Entry		0	0.00%	0	0
SPR Host		123	28.54%	69	49
Master Pack		0	0.00%	0	0
Sherman Township Precinct 1	350	98	28.00%	43	52
Election Day		0	0.00%	0	0
Election Day Manual Entry		0	0.00%	0	0
SPR Host		98	28.00%	43	52
Master Pack		0	0.00%	0	0
Tawas Township Precinct 1	1,383	374	27.04%	209	152
Election Day		0	0.00%	0	0
Election Day Manual Entry		0	0.00%	0	0
SPR Host		374	27.04%	209	152
Master Pack		0	0.00%	0	0
Wilber Township Precinct 1	635	216	34.02%	128	74
Election Day		0	0.00%	0	0
Election Day Manual Entry		0	0.00%	0	0
SPR Host		216	34.02%	128	74
Master Pack		0	0.00%	0	0
City of East Tawas Precinct 1	2,099	601	28.63%	405	172
Election Day		0	0.00%	0	0
Election Day Manual Entry		0	0.00%	0	0
SPR Host		601	28.63%	405	172
Master Pack		0	0.00%	0	0
City of Tawas City Precinct 1	1,301	334	25.67%	221	105
Election Day		0	0.00%	0	0
Election Day Manual Entry		0	0.00%	0	0
SPR Host		334	25.67%	221	105
Master Pack		0	0.00%	0	0
City of Whittemore Precinct 1	341	67	19.65%	40	24
Election Day		0	0.00%	0	0
Election Day Manual Entry		0	0.00%	0	0
SPR Host		67	19.65%	40	24

Statement of Vote
Iosco County
Iosco_0816_Primary_E
8/2/2016

Medical Care Facility

	Registered	Turnout	Percent	1	2
City of Whittemore Precinct 1	341	67	19.65%	40	24
Master Pack		0	0.00%	0	0
	21,086	5,250	24.90%	3,214	1,771

Candidates

- 1 YES
- 2 NO

Statement of Vote
Iosco County
Iosco_0816_Primary_E
8/2/2016

4-H Proposal

	Registered	Turnout	Percent	1	2
Alabaster Township Precinct 1	425	118	27.76%	84	28
Election Day		0	0.00%	0	0
Election Day Manual Entry		0	0.00%	0	0
SPR Host		118	27.76%	84	28
Master Pack		0	0.00%	0	0
AuSable Township Precinct 1	1,732	358	20.67%	234	104
Election Day		0	0.00%	0	0
Election Day Manual Entry		0	0.00%	0	0
SPR Host		358	20.67%	234	104
Master Pack		0	0.00%	0	0
Baldwin Township Precinct 1	1,556	547	35.15%	385	115
Election Day		0	0.00%	0	0
Election Day Manual Entry		0	0.00%	0	0
SPR Host		547	35.15%	385	115
Master Pack		0	0.00%	0	0
Burleigh Township Precinct 1	585	111	18.97%	77	26
Election Day		0	0.00%	0	0
Election Day Manual Entry		0	0.00%	0	0
SPR Host		111	18.97%	77	26
Master Pack		0	0.00%	0	0
Grant Township Precinct 1	1,306	374	28.64%	239	114
Election Day		0	0.00%	0	0
Election Day Manual Entry		0	0.00%	0	0
SPR Host		374	28.64%	239	114
Master Pack		0	0.00%	0	0
Oscoda Township Precinct 1	1,897	339	17.87%	213	120
Election Day		0	0.00%	0	0
Election Day Manual Entry		0	0.00%	0	0
SPR Host		339	17.87%	213	120
Master Pack		0	0.00%	0	0
Oscoda Township Precinct 2	950	149	15.68%	83	61
Election Day		0	0.00%	0	0
Election Day Manual Entry		0	0.00%	0	0
SPR Host		149	15.68%	83	61
Master Pack		0	0.00%	0	0
Oscoda Township Precinct 3	1,463	301	20.57%	218	65
Election Day		0	0.00%	0	0
Election Day Manual Entry		0	0.00%	0	0
SPR Host		301	20.57%	218	65
Master Pack		0	0.00%	0	0
Oscoda Township Precinct 4	1,574	219	13.91%	142	61
Election Day		0	0.00%	0	0
Election Day Manual Entry		0	0.00%	0	0
SPR Host		219	13.91%	142	61
Master Pack		0	0.00%	0	0
Plainfield Township Precinct 1	1,160	340	29.31%	212	104
Election Day		0	0.00%	0	0
Election Day Manual Entry		0	0.00%	0	0
SPR Host		340	29.31%	212	104
Master Pack		0	0.00%	0	0

Statement of Vote
Iosco County
Iosco_0816_Primary_E
8/2/2016

4-H Proposal

	Registered	Turnout	Percent	1	2
Plainfield Township Precinct 2	1,898	581	30.61%	412	129
Election Day		0	0.00%	0	0
Election Day Manual Entry		0	0.00%	0	0
SPR Host		581	30.61%	412	129
Master Pack		0	0.00%	0	0
Reno Township Precinct 1	431	123	28.54%	87	32
Election Day		0	0.00%	0	0
Election Day Manual Entry		0	0.00%	0	0
SPR Host		123	28.54%	87	32
Master Pack		0	0.00%	0	0
Sherman Township Precinct 1	350	98	28.00%	59	36
Election Day		0	0.00%	0	0
Election Day Manual Entry		0	0.00%	0	0
SPR Host		98	28.00%	59	36
Master Pack		0	0.00%	0	0
Tawas Township Precinct 1	1,383	374	27.04%	253	105
Election Day		0	0.00%	0	0
Election Day Manual Entry		0	0.00%	0	0
SPR Host		374	27.04%	253	105
Master Pack		0	0.00%	0	0
Wilber Township Precinct 1	635	216	34.02%	145	58
Election Day		0	0.00%	0	0
Election Day Manual Entry		0	0.00%	0	0
SPR Host		216	34.02%	145	58
Master Pack		0	0.00%	0	0
City of East Tawas Precinct 1	2,099	601	28.63%	450	125
Election Day		0	0.00%	0	0
Election Day Manual Entry		0	0.00%	0	0
SPR Host		601	28.63%	450	125
Master Pack		0	0.00%	0	0
City of Tawas City Precinct 1	1,301	334	25.67%	238	81
Election Day		0	0.00%	0	0
Election Day Manual Entry		0	0.00%	0	0
SPR Host		334	25.67%	238	81
Master Pack		0	0.00%	0	0
City of Whittemore Precinct 1	341	67	19.65%	41	23
Election Day		0	0.00%	0	0
Election Day Manual Entry		0	0.00%	0	0
SPR Host		67	19.65%	41	23

Statement of Vote
Iosco County
Iosco_0816_Primary_E
8/2/2016

4-H Proposal

	Registered	Turnout	Percent	1	2
City of Whittemore Precinct 1	341	67	19.65%	41	23
Master Pack		0	0.00%	0	0
	21,086	5,250	24.90%	3,572	1,387

Candidates

- 1 YES
- 2 NO

Statement of Vote
Iosco County
Iosco_0816_Primary_E
8/2/2016

ITC Millage

	Registered	Turnout	Percent	1	2
Alabaster Township Precinct 1	425	118	27.76%	62	49
Election Day		0	0.00%	0	0
Election Day Manual Entry		0	0.00%	0	0
SPR Host		118	27.76%	62	49
Master Pack		0	0.00%	0	0
AuSable Township Precinct 1	1,732	358	20.67%	200	138
Election Day		0	0.00%	0	0
Election Day Manual Entry		0	0.00%	0	0
SPR Host		358	20.67%	200	138
Master Pack		0	0.00%	0	0
Baldwin Township Precinct 1	1,556	547	35.15%	340	161
Election Day		0	0.00%	0	0
Election Day Manual Entry		0	0.00%	0	0
SPR Host		547	35.15%	340	161
Master Pack		0	0.00%	0	0
Burleigh Township Precinct 1	585	111	18.97%	47	52
Election Day		0	0.00%	0	0
Election Day Manual Entry		0	0.00%	0	0
SPR Host		111	18.97%	47	52
Master Pack		0	0.00%	0	0
Grant Township Precinct 1	1,306	374	28.64%	177	177
Election Day		0	0.00%	0	0
Election Day Manual Entry		0	0.00%	0	0
SPR Host		374	28.64%	177	177
Master Pack		0	0.00%	0	0
Oscoda Township Precinct 1	1,897	339	17.87%	180	151
Election Day		0	0.00%	0	0
Election Day Manual Entry		0	0.00%	0	0
SPR Host		339	17.87%	180	151
Master Pack		0	0.00%	0	0
Oscoda Township Precinct 2	950	149	15.68%	72	71
Election Day		0	0.00%	0	0
Election Day Manual Entry		0	0.00%	0	0
SPR Host		149	15.68%	72	71
Master Pack		0	0.00%	0	0
Oscoda Township Precinct 3	1,463	301	20.57%	183	99
Election Day		0	0.00%	0	0
Election Day Manual Entry		0	0.00%	0	0
SPR Host		301	20.57%	183	99
Master Pack		0	0.00%	0	0
Oscoda Township Precinct 4	1,574	219	13.91%	130	74
Election Day		0	0.00%	0	0
Election Day Manual Entry		0	0.00%	0	0
SPR Host		219	13.91%	130	74
Master Pack		0	0.00%	0	0
Plainfield Township Precinct 1	1,160	340	29.31%	143	166
Election Day		0	0.00%	0	0
Election Day Manual Entry		0	0.00%	0	0
SPR Host		340	29.31%	143	166
Master Pack		0	0.00%	0	0

Statement of Vote
Iosco County
Iosco_0816_Primary_E
8/2/2016

ITC Millage

	Registered	Turnout	Percent	1	2
Plainfield Township Precinct 2	1,898	581	30.61%	304	229
Election Day		0	0.00%	0	0
Election Day Manual Entry		0	0.00%	0	0
SPR Host		581	30.61%	304	229
Master Pack		0	0.00%	0	0
Reno Township Precinct 1	431	123	28.54%	52	62
Election Day		0	0.00%	0	0
Election Day Manual Entry		0	0.00%	0	0
SPR Host		123	28.54%	52	62
Master Pack		0	0.00%	0	0
Sherman Township Precinct 1	350	98	28.00%	41	53
Election Day		0	0.00%	0	0
Election Day Manual Entry		0	0.00%	0	0
SPR Host		98	28.00%	41	53
Master Pack		0	0.00%	0	0
Tawas Township Precinct 1	1,383	374	27.04%	179	178
Election Day		0	0.00%	0	0
Election Day Manual Entry		0	0.00%	0	0
SPR Host		374	27.04%	179	178
Master Pack		0	0.00%	0	0
Wilber Township Precinct 1	635	216	34.02%	117	87
Election Day		0	0.00%	0	0
Election Day Manual Entry		0	0.00%	0	0
SPR Host		216	34.02%	117	87
Master Pack		0	0.00%	0	0
City of East Tawas Precinct 1	2,099	601	28.63%	367	207
Election Day		0	0.00%	0	0
Election Day Manual Entry		0	0.00%	0	0
SPR Host		601	28.63%	367	207
Master Pack		0	0.00%	0	0
City of Tawas City Precinct 1	1,301	334	25.67%	203	117
Election Day		0	0.00%	0	0
Election Day Manual Entry		0	0.00%	0	0
SPR Host		334	25.67%	203	117
Master Pack		0	0.00%	0	0
City of Whittemore Precinct 1	341	67	19.65%	34	29
Election Day		0	0.00%	0	0
Election Day Manual Entry		0	0.00%	0	0
SPR Host		67	19.65%	34	29

Statement of Vote
Iosco County
Iosco_0816_Primary_E
8/2/2016

ITC Millage

	Registered	Turnout	Percent	1	2
City of Whittemore Precinct 1	341	67	19.65%	34	29
Master Pack		0	0.00%	0	0
	21,086	5,250	24.90%	2,831	2,100

Candidates

- 1 YES
- 2 NO

Statement of Vote
Iosco County
Iosco_0816_Primary_E
8/2/2016

AuSable Fire Millage

	Registered	Turnout	Percent	1	2
AuSable Township Precinct 1	1,732	358	20.67%	249	83
Election Day		0	0.00%	0	0
Election Day Manual Entry		0	0.00%	0	0
SPR Host		358	20.67%	249	83
Master Pack		0	0.00%	0	0
	1,732	358	20.67%	249	83

Candidates

1 YES
2 NO

Statement of Vote
Iosco County
Iosco_0816_Primary_E
8/2/2016

AuSable Senior Millage

	Registered	Turnout	Percent	1	2
AuSable Township Precinct 1	1,732	358	20.67%	256	75
Election Day		0	0.00%	0	0
Election Day Manual Entry		0	0.00%	0	0
SPR Host		358	20.67%	256	75
Master Pack		0	0.00%	0	0
	1,732	358	20.67%	256	75

Candidates

- 1 YES
- 2 NO

Statement of Vote
Iosco County
Iosco_0816_Primary_E
8/2/2016

Baldwin Fire Millage

	Registered	Turnout	Percent	1	2
Baldwin Township Precinct 1	1,556	547	35.15%	466	66
Election Day		0	0.00%	0	0
Election Day Manual Entry		0	0.00%	0	0
SPR Host		547	35.15%	466	66
Master Pack		0	0.00%	0	0
	1,556	547	35.15%	466	66

Candidates

- 1 YES
- 2 NO

Statement of Vote
 Iosco County
Iosco_0816_Primary_E
 8/2/2016

Baldwin Refuse Millage

	Registered	Turnout	Percent	1	2
Baldwin Township Precinct 1	1,556	547	35.15%	484	48
Election Day		0	0.00%	0	0
Election Day Manual Entry		0	0.00%	0	0
SPR Host		547	35.15%	484	48
Master Pack		0	0.00%	0	0
	1,556	547	35.15%	484	48

Candidates

- 1 YES
- 2 NO

Statement of Vote
 Iosco County
Iosco_0816_Primary_E
 8/2/2016

Burleigh Fire Millage

	Registered	Turnout	Percent	1	2
Burleigh Township Precinct 1	585	111	18.97%	75	25
Election Day		0	0.00%	0	0
Election Day Manual Entry		0	0.00%	0	0
SPR Host		111	18.97%	75	25
Master Pack		0	0.00%	0	0
	585	111	18.97%	75	25

Candidates

- 1 YES
- 2 NO

Statement of Vote
Iosco County
Iosco_0816_Primary_E
8/2/2016

Burleigh Roads/Bridges Millage

	Registered	Turnout	Percent	1	2
Burleigh Township Precinct 1	585	111	18.97%	69	29
Election Day		0	0.00%	0	0
Election Day Manual Entry		0	0.00%	0	0
SPR Host		111	18.97%	69	29
Master Pack		0	0.00%	0	0
	585	111	18.97%	69	29

Candidates

- 1 YES
- 2 NO

Statement of Vote
Iosco County
Iosco_0816_Primary_E
8/2/2016

Grant Fire Renewal

	Registered	Turnout	Percent	1	2
Grant Township Precinct 1	1,306	374	28.64%	298	62
Election Day		0	0.00%	0	0
Election Day Manual Entry		0	0.00%	0	0
SPR Host		374	28.64%	298	62
Master Pack		0	0.00%	0	0
	1,306	374	28.64%	298	62

Candidates

- 1 YES
- 2 NO

Statement of Vote
Iosco County
Iosco_0816_Primary_E
8/2/2016

Grant Road Maint. Renewal

	Registered	Turnout	Percent	1	2
Grant Township Precinct 1	1,306	374	28.64%	292	69
Election Day		0	0.00%	0	0
Election Day Manual Entry		0	0.00%	0	0
SPR Host		374	28.64%	292	69
Master Pack		0	0.00%	0	0
	1,306	374	28.64%	292	69

Candidates

1 YES
2 NO

Statement of Vote
 Iosco County
Iosco_0816_Primary_E
 8/2/2016

Grant Refuse Pickup Millage

	Registered	Turnout	Percent	1	2
Grant Township Precinct 1	1,306	374	28.64%	310	51
Election Day		0	0.00%	0	0
Election Day Manual Entry		0	0.00%	0	0
SPR Host		374	28.64%	310	51
Master Pack		0	0.00%	0	0
	1,306	374	28.64%	310	51

Candidates

- 1 YES
- 2 NO

Statement of Vote
Iosco County
Iosco_0816_Primary_E
8/2/2016

Oscoda Senior Millage

	Registered	Turnout	Percent	1	2
Oscoda Township Precinct 1	1,897	339	17.87%	224	99
Election Day		0	0.00%	0	0
Election Day Manual Entry		0	0.00%	0	0
SPR Host		339	17.87%	224	99
Master Pack		0	0.00%	0	0
Oscoda Township Precinct 2	950	149	15.68%	87	44
Election Day		0	0.00%	0	0
Election Day Manual Entry		0	0.00%	0	0
SPR Host		149	15.68%	87	44
Master Pack		0	0.00%	0	0
Oscoda Township Precinct 3	1,463	301	20.57%	222	53
Election Day		0	0.00%	0	0
Election Day Manual Entry		0	0.00%	0	0
SPR Host		301	20.57%	222	53
Master Pack		0	0.00%	0	0
Oscoda Township Precinct 4	1,574	219	13.91%	153	46
Election Day		0	0.00%	0	0
Election Day Manual Entry		0	0.00%	0	0
SPR Host		219	13.91%	153	46
Master Pack		0	0.00%	0	0
	5,884	1,008	17.13%	686	242

Candidates

- 1 YES
- 2 NO

Statement of Vote
Iosco County
Iosco_0816_Primary_E
8/2/2016

Plainfield Road Renewal

	Registered	Turnout	Percent	1	2
Plainfield Township Precinct 1	1,160	340	29.31%	228	93
Election Day		0	0.00%	0	0
Election Day Manual Entry		0	0.00%	0	0
SPR Host		340	29.31%	228	93
Master Pack		0	0.00%	0	0
Plainfield Township Precinct 2	1,898	581	30.61%	416	126
Election Day		0	0.00%	0	0
Election Day Manual Entry		0	0.00%	0	0
SPR Host		581	30.61%	416	126
Master Pack		0	0.00%	0	0
	3,058	921	30.12%	644	219

Candidates

- 1 YES
- 2 NO

Statement of Vote
Iosco County
Iosco_0816_Primary_E
8/2/2016

Plainfield Fire Renewal

	Registered	Turnout	Percent	1	2
Plainfield Township Precinct 1	1,160	340	29.31%	248	73
Election Day		0	0.00%	0	0
Election Day Manual Entry		0	0.00%	0	0
SPR Host		340	29.31%	248	73
Master Pack		0	0.00%	0	0
Plainfield Township Precinct 2	1,898	581	30.61%	433	111
Election Day		0	0.00%	0	0
Election Day Manual Entry		0	0.00%	0	0
SPR Host		581	30.61%	433	111
Master Pack		0	0.00%	0	0
	3,058	921	30.12%	681	184

Candidates

- 1 YES
- 2 NO

Statement of Vote
losco County
losco_0816_Primary_E
8/2/2016

Reno Fire Millage

	Registered	Turnout	Percent	1	2
Reno Township Precinct 1	431	123	28.54%	97	19
Election Day		0	0.00%	0	0
Election Day Manual Entry		0	0.00%	0	0
SPR Host		123	28.54%	97	19
Master Pack		0	0.00%	0	0
	431	123	28.54%	97	19

Candidates

- 1 YES
- 2 NO

Statement of Vote
Iosco County
Iosco_0816_Primary_E
8/2/2016

Sherman Fire Millage

	Registered	Turnout	Percent	1	2
Sherman Township Precinct 1	350	98	28.00%	54	29
Election Day		0	0.00%	0	0
Election Day Manual Entry		0	0.00%	0	0
SPR Host		98	28.00%	54	29
Master Pack		0	0.00%	0	0
	350	98	28.00%	54	29

Candidates

1 YES
2 NO.

Statement of Vote
 losco County
 losco_0816_Primary_E
 8/2/2016

Wilber Fire Millage

	Registered	Turnout	Percent	1	2
Wilber Township Precinct 1	635	216	34.02%	170	38
Election Day		0	0.00%	0	0
Election Day Manual Entry		0	0.00%	0	0
SPR Host		216	34.02%	170	38
Master Pack		0	0.00%	0	0
	635	216	34.02%	170	38

Candidates

- 1 YES
- 2 NO

Statement of Vote
 losco County
losco_0816_Primary_E
 8/2/2016

Wilber Road Const. Maint.

	Registered	Turnout	Percent	1	2
Wilber Township Precinct 1	635	216	34.02%	167	38
Election Day		0	0.00%	0	0
Election Day Manual Entry		0	0.00%	0	0
SPR Host		216	34.02%	167	38
Master Pack		0	0.00%	0	0
	635	216	34.02%	167	38

Candidates

- 1 YES
- 2 NO

Statement of Vote
Iosco County
Iosco_0816_Primary_E
8/2/2016

Wilber Add Road Const. Maint.

	Registered	Turnout	Percent	1	2
Wilber Township Precinct 1	635	216	34.02%	158	46
Election Day		0	0.00%	0	0
Election Day Manual Entry		0	0.00%	0	0
SPR Host		216	34.02%	158	46
Master Pack		0	0.00%	0	0
	635	216	34.02%	158	46

Candidates

1 YES
2 NO

Statement of Vote
Iosco County
Iosco_0816_Primary_E
8/2/2016

Whittemore Fire Millage

	Registered	Turnout	Percent	1	2
City of Whittemore Precinct 1	341	67	19.65%	50	14
Election Day		0	0.00%	0	0
Election Day Manual Entry		0	0.00%	0	0
SPR Host		67	19.65%	50	14
Master Pack		0	0.00%	0	0
	341	67	19.65%	50	14

Candidates

- 1 YES
- 2 NO

Statement of Vote
Iosco County
Iosco_0816_Primary_E
8/2/2016

WPAS Operating Renewal

	Registered	Turnout	Percent	1	2
Burleigh Township Precinct 1	585	111	18.97%	64	31
Election Day		0	0.00%	0	0
Election Day Manual Entry		0	0.00%	0	0
SPR Host		111	18.97%	64	31
Master Pack		0	0.00%	0	0
Reno Township Precinct 1	431	123	28.54%	38	21
Election Day		0	0.00%	0	0
Election Day Manual Entry		0	0.00%	0	0
SPR Host		123	28.54%	38	21
Master Pack		0	0.00%	0	0
Sherman Township Precinct 1	350	98	28.00%	17	9
Election Day		0	0.00%	0	0
Election Day Manual Entry		0	0.00%	0	0
SPR Host		98	28.00%	17	9
Master Pack		0	0.00%	0	0
City of Whittemore Precinct 1	341	67	19.65%	41	24
Election Day		0	0.00%	0	0
Election Day Manual Entry		0	0.00%	0	0
SPR Host		67	19.65%	41	24
Master Pack		0	0.00%	0	0
	1,707	399	23.37%	160	85

Candidates

- 1 YES
- 2 NO


IN WITNESS WHEREOF, we have hereunto set our hands and caused to be affixed the seal of
the Circuit Court of the County of Iosco this ^{4th} 3rd day of August, in the year 2016.

Rebbin Adams BOARD
Susan Simpson OF
Rachel Sue McCready COUNTY
CANVASSERS

ATTEST:

Nancy J. Huebel

Nancy J. Huebel
Iosco County Clerk,
State of Michigan



MICHIGAN DEPARTMENT OF STATE
Bureau Of Elections
P.O. Box 20126
Lansing, Michigan 48901
Phone: (517) 373-2540

OFFICIAL COUNTY VOTE TOTALS
(Summary of County Canvasser's Statement)
Primary Election
Tuesday, August 2, 2016

County: **IRON**

County Code: (36)

Return To: MICHIGAN DEPARTMENT OF STATE
Bureau Of Elections
P.O. Box 20126
Lansing, Michigan 48901
Phone: (517) 373-2540

IMPORTANT

FIVE STEPS FOR COMPLETION OF FORM

- 1.) Check for candidate name omissions on this form by comparing it against the candidate names printed on the county's ballots. If an omission is found, contact the Department of State's Bureau of Elections in Lansing.
- 2.) Enter all totals in words and numerals. Example: Three Hundred twenty-one (321). Do not fail to enter the county's Poll Book total below. When entering total number of votes cast for all candidates for a particular office, DO NOT include write-in votes cast for individuals who did not submit a Declaration of Intent form.
- 3.) Double check all entries for errors. There can be no discrepancies in the totals recorded on this form, the totals entered on the Official County Canvassers' Statement and the precinct results certified for your county. Complete accuracy is of extreme importance as the totals entered on this form represent the official record of the election.
- 4.) After completing the form, affix all required signatures and county seal on the last page.
- 5.) Mail the original copy of this form to the Department of State's Bureau of Elections as soon as it is completed.

POLL BOOK TOTAL

The TOTAL NUMBER OF PEOPLE voting at this election as shown by the POLL BOOK

was **TWO THOUSAND NINETY**

(2090).

MICHIGAN DEPARTMENT OF STATE
Bureau Of Elections
P.O. Box 20126
Lansing, Michigan 48901
Phone: (517) 373-2540

OFFICIAL COUNTY VOTE TOTALS

(Summary of County Canvasser's Statement)

Primary Election

Tuesday, August 2, 2016

County: **IRON (36)** (Office Code: 06001000):

1st District Representative in Congress 2 Year Term (1) Position

		votes.	Number of Votes
REP	Allen, Jason	received SIXTY NINE	69
REP	Bergman, Jack	received TWO HUNDRED SIXTY FOUR	264
REP	Casperson, Tom	received SIX HUNDRED TWENTY EIGHT	628
DEM	Cannon, Jerry	received TWO HUNDRED SIXTY TWO	262
DEM	Johnson, Lon	received SIX HUNDRED FIFTY SEVEN	657

The total number of votes cast for (Office Code: 06001000):

1st District Representative in Congress 2 Year Term (1) Position

was **ONE THOUSAND EIGHT HUNDRED EIGHTY**

(Enter the sum of the votes cast for ONLY the candidates listed above. DO NOT include write-in votes cast for individuals who did not submit a Declaration of Intent form.)

votes.

1880

MICHIGAN DEPARTMENT OF STATE
Bureau Of Elections
P.O. Box 20126
Lansing, Michigan 48901
Phone: (517) 373-2540

OFFICIAL COUNTY VOTE TOTALS

(Summary of County Canvasser's Statement)

Primary Election

Tuesday, August 2, 2016

County: **IRON (36) (Office Code: 08110000):**

110th District Representative in State Legislature 2 Year Term (1) Position

		votes.	Number of Votes
REP	Markkanen, Gregory	received SIX HUNDRED EIGHTY EIGHT	688
DEM	Dianda, Scott	received NINE HUNDRED THIRTY	930

The total number of votes cast for (Office Code: 08110000):

110th District Representative in State Legislature 2 Year Term (1) Position

was **ONE THOUSAND SIX HUNDRED EIGHTEEN**

(Enter the sum of the votes cast for ONLY the candidates listed above. DO NOT include write-in votes cast for individuals who did not submit a Declaration of Intent form.)

votes.

1618

MICHIGAN DEPARTMENT OF STATE
Bureau Of Elections
P.O. Box 20126
Lansing, Michigan 48901
Phone: (517) 373-2540

OFFICIAL COUNTY VOTE TOTALS
(Summary of County Canvasser's Statement)
Primary Election
Tuesday, August 2, 2016

State of Michigan County of IRON ss.

We Hereby Certify, That the foregoing is a correct transcript of the Statement of the Board of County Canvassers, of the County :
given in such County for the indicated candidates at the Primary Election held on Tuesday, August 2, 2016, as appears from the c
on file in the office of the County Clerk.

In Witness Whereof, we have hereunto set our hands and caused to be affixed the Seal of the Circuit Court
for the County of IRON this 02 day of August, 2016.

Barbara Lerina

Margaret Brennan

Attest:

Barbara Lerina

Clerk of the Board of County Canvassers

(Seal)

08/02/16 23:14:53

MICHIGAN DEPARTMENT OF STATE
Bureau Of Elections
P.O. Box 20126
Lansing, Michigan 48901
Phone: (517) 373-2540

OFFICIAL COUNTY VOTE TOTALS
(Summary of County Canvasser's Statement)
Primary Election
Tuesday, August 2, 2016

State of Michigan County of IRON ss.

We Hereby Certify, That the foregoing is a correct transcript of the Statement of the Board of County Canvassers, of the County of IRON, of the votes given in such County for the indicated candidates at the Primary Election held on Tuesday, August 2, 2016, as appears from the original statement on file in the office of the County Clerk.

In Witness Whereof, we have hereunto set our hands and caused to be affixed the Seal of the Circuit Court for the County of IRON this 08 day of August, 2016.

_____	_____	Board of County
_____	_____	Canvassers'
_____	_____	Signatures

Attest:

(Seal)

Clerk of the Board of County Canvassers

Statement of Votes Cast

Iron County, MI

2016 General Primary

SOVC For Jurisdiction Wide, All Counters, All Races

Date:09/27/02

Time:10:52:09

Page:2 of 113

REP D1 Rep in Congress

	Reg. Voters	Times Counted	Total Votes	Jason Allen (REP)	Jack Bergman (REP)	Tom Casperson (REP)	Write-In Votes
Jurisdiction Wide							
City of Caspian, Precinct 1	651	104	36	2 5.56%	13 36.11%	21 58.33%	0 0.00%
City of Crystal Falls, Precinct 1	1299	201	79	3 3.80%	24 30.38%	52 65.82%	0 0.00%
City of Gaastra, Precinct 1	262	39	20	2 10.00%	6 30.00%	12 60.00%	0 0.00%
City of Iron River, Precinct 1	598	101	61	8 13.11%	11 18.03%	42 68.85%	0 0.00%
City of Iron River, Precinct 2	495	90	46	4 8.70%	13 28.26%	29 63.04%	0 0.00%
City of Iron River, Precinct 3	540	85	36	2 5.56%	8 22.22%	26 72.22%	0 0.00%
City of Iron River, Precinct 4	542	79	45	4 8.89%	15 33.33%	26 57.78%	0 0.00%
Bates Township, Precinct 1	801	197	125	6 4.80%	21 16.80%	98 78.40%	0 0.00%
Crystal Falls Township, Precinct 1	1316	298	125	7 5.60%	49 39.20%	69 55.20%	0 0.00%
Hematite Township, Precinct 1	221	118	16	1 6.25%	6 37.50%	9 56.25%	0 0.00%
Iron River Township, Precinct 1	951	218	134	9 6.72%	30 22.39%	95 70.90%	0 0.00%
Mansfield Township, Precinct 1	227	58	33	3 9.09%	13 39.39%	17 51.52%	0 0.00%
Mansfield Township, Precinct 2	14	9	7	0 0.00%	2 28.57%	5 71.43%	0 0.00%
Mastodon Township, Precinct 1	474	209	78	6 7.69%	21 26.92%	51 65.38%	0 0.00%
Mastodon Township, Precinct 2	94	40	23	0 0.00%	12 52.17%	11 47.83%	0 0.00%
Stambaugh Township, Precinct 1	1122	244	98	12 12.24%	20 20.41%	65 66.33%	1 1.02%
Total	9607	2090	962	69 7.17%	264 27.44%	628 65.28%	1 0.10%

Statement of Votes Cast
Iron County, MI
2016 General Primary

Date:09/27/02
Time:11:17:46
Page:46 of 113

SOVC For Jurisdiction Wide, All Counters, All Races

	DEM D1 Rep in Congress							
	Reg. Voters	Times Counted	Total Votes	Jerry Cannon (DEM)		Lon Johnson (DEM)		Write-In Votes
Jurisdiction Wide								
City of Caspian, Precinct 1	651	104	56	18	32.14%	38	67.86%	0 0.00%
City of Crystal Falls, Precinct 1	1299	201	109	29	26.61%	80	73.39%	0 0.00%
City of Gastra, Precinct 1	262	39	16	3	18.75%	13	81.25%	0 0.00%
City of Iron River, Precinct 1	598	101	34	10	29.41%	24	70.59%	0 0.00%
City of Iron River, Precinct 2	495	90	38	8	21.05%	30	78.95%	0 0.00%
City of Iron River, Precinct 3	540	85	42	6	14.29%	36	85.71%	0 0.00%
City of Iron River, Precinct 4	542	79	26	8	30.77%	18	69.23%	0 0.00%
Bates Township, Precinct 1	801	197	58	13	22.41%	45	77.59%	0 0.00%
Crystal Falls Township, Precinct 1	1316	298	144	41	28.47%	103	71.53%	0 0.00%
Heimatite Township, Precinct 1	221	118	72	27	37.50%	43	59.72%	2 2.78%
Iron River Township, Precinct 1	951	218	65	20	30.77%	44	67.69%	1 1.54%
Mansfield Township, Precinct 1	227	58	25	6	24.00%	19	76.00%	0 0.00%
Mansfield Township, Precinct 2	14	9	1	1	100.00%	0	0.00%	0 0.00%
Mastodon Township, Precinct 1	474	209	103	35	33.98%	68	66.02%	0 0.00%
Mastodon Township, Precinct 2	94	40	16	5	31.25%	11	68.75%	0 0.00%
Stambaugh Township, Precinct 1	1122	244	117	32	27.35%	85	72.65%	0 0.00%
Total	9607	2090	922	262	28.42%	657	71.26%	3 0.33%

Statement of Votes Cast
Iron County, MI
2016 General Primary

Date:09/28/02
Time:23:26:38
Page:3 of 113

SOVC For Jurisdiction Wide, All Counters, All Races

	REP D110 Representative						
	Reg. Voters	Times Counted	Total Votes	Gregory Markkanen (REP)	Write-In Votes		
Jurisdiction Wide							
City of Caspian, Precinct 1	651	104	21	21 100.00%	0	0.00%	
City of Crystal Falls, Precinct 1	1299	201	60	58 96.67%	2	3.33%	
City of Gastra, Precinct 1	262	39	15	15 100.00%	0	0.00%	
City of Iron River, Precinct 1	598	101	45	45 100.00%	0	0.00%	
City of Iron River, Precinct 2	495	90	37	37 100.00%	0	0.00%	
City of Iron River, Precinct 3	540	85	29	29 100.00%	0	0.00%	
City of Iron River, Precinct 4	542	79	35	35 100.00%	0	0.00%	
Bates Township, Precinct 1	801	197	74	73 98.65%	1	1.35%	
Crystal Falls Township, Precinct 1	1316	298	97	94 96.91%	3	3.09%	
Hematite Township, Precinct 1	221	118	13	13 100.00%	0	0.00%	
Iron River Township, Precinct 1	951	218	101	101 100.00%	0	0.00%	
Mansfield Township, Precinct 1	227	58	20	20 100.00%	0	0.00%	
Mansfield Township, Precinct 2	14	9	5	5 100.00%	0	0.00%	
Mastodon Township, Precinct 1	474	209	59	59 100.00%	0	0.00%	
Mastodon Township, Precinct 2	94	40	16	16 100.00%	0	0.00%	
Stambaugh Township, Precinct 1	1122	244	68	67 98.53%	1	1.47%	
Total	9607	2090	695	688 98.99%	7	1.01%	

Statement of Votes Cast

Iron County, MI

2016 General Primary

SOVC For Jurisdiction Wide, All Counters, All Races

Date:09/28/02

Time:23:25:36

Page:47 of 113

	DEM D110 Representative					
	Reg. Voters	Times Counted	Total Votes	Scott Dianda (DEM)	Write-In Votes	
Jurisdiction Wide						
City of Caspian, Precinct 1	651	104	57	57 100.00%	0	0.00%
City of Crystal Falls, Precinct 1	1299	201	107	107 100.00%	0	0.00%
City of Gastra, Precinct 1	262	39	15	15 100.00%	0	0.00%
City of Iron River, Precinct 1	598	101	32	32 100.00%	0	0.00%
City of Iron River, Precinct 2	495	90	38	38 100.00%	0	0.00%
City of Iron River, Precinct 3	540	85	45	45 100.00%	0	0.00%
City of Iron River, Precinct 4	542	79	28	28 100.00%	0	0.00%
Bates Township, Precinct 1	801	197	58	58 100.00%	0	0.00%
Crystal Falls Township, Precinct 1	1316	298	147	147 100.00%	0	0.00%
Hematite Township, Precinct 1	221	118	75	74 98.67%	1	1.33%
Iron River Township, Precinct 1	951	218	67	66 98.51%	1	1.49%
Mansfield Township, Precinct 1	227	58	23	23 100.00%	0	0.00%
Mansfield Township, Precinct 2	14	9	1	1 100.00%	0	0.00%
Mastodon Township, Precinct 1	474	209	102	102 100.00%	0	0.00%
Mastodon Township, Precinct 2	94	40	16	16 100.00%	0	0.00%
Stambaugh Township, Precinct 1	1122	244	121	121 100.00%	0	0.00%
Total	9607	2090	932	930 99.79%	2	0.21%

MICHIGAN DEPARTMENT OF STATE
Bureau Of Elections
P.O. Box 20126
Lansing, Michigan 48901
Phone: (517) 373-2540

OFFICIAL COUNTY VOTE TOTALS
(Summary of County Canvasser's Statement)

Primary Election
Tuesday, August 2, 2016

County: **ISABELLA**
County Code: (37)

Return To: MICHIGAN DEPARTMENT OF STATE
Bureau Of Elections
P.O. Box 20126
Lansing, Michigan 48901
Phone: (517) 373-2540

IMPORTANT

FIVE STEPS FOR COMPLETION OF FORM

- 1.) Check for candidate name omissions on this form by comparing it against the candidate names printed on the county's ballots. If an omission is found, contact the Department of State's Bureau of Elections in Lansing.
- 2.) Enter all totals in words and numerals. Example: Three Hundred twenty-one (321). Do not fail to enter the county's Poll Book total below. When entering total number of votes cast for all candidates for a particular office, DO NOT include write-in votes cast for individuals who did not submit a Declaration of Intent form.
- 3.) Double check all entries for errors. There can be no discrepancies in the totals recorded on this form, the totals entered on the Official County Canvassers' Statement and the precinct results certified for your county. Complete accuracy is of extreme importance as the totals entered on this form represent the official record of the election.
- 4.) After completing the form, affix all required signatures and county seal on the last page.
- 5.) Mail the original copy of this form to the Department of State's Bureau of Elections as soon as it is completed.

POLL BOOK TOTAL

The TOTAL NUMBER OF PEOPLE voting at this election as shown by the POLL BOOK

was **FIVE THOUSAND SIX HUNDRED TWENTY FIVE**

(5625).

MICHIGAN DEPARTMENT OF STATE
Bureau Of Elections
P.O. Box 20126
Lansing, Michigan 48901
Phone: (517) 373-2540

OFFICIAL COUNTY VOTE TOTALS
(Summary of County Canvasser's Statement)
Primary Election
Tuesday, August 2, 2016

RECEIVED/FILED
MICHIGAN DEPT OF STATE
2016 AUG -5 AM 11:16
ELECTIONS/GREAT SEAL

County: **ISABELLA**

Return To: MICHIGAN DEPARTMENT OF STATE

County Code: (37)

Bureau Of Elections
P.O. Box 20126
Lansing, Michigan 48901
Phone: (517) 373-2540

IMPORTANT

FIVE STEPS FOR COMPLETION OF FORM

- 1.) Check for candidate name omissions on this form by comparing it against the candidate names printed on the county's ballots.
If an omission is found, contact the Department of State's Bureau of Elections in Lansing.
- 2.) Enter all totals in words and numerals. Example: Three Hundred twenty-one (321). Do not fail to enter the county's Poll Book total below. When entering total number of votes cast for all candidates for a particular office, DO NOT include write-in votes cast for individuals who did not submit a Declaration of Intent form.
- 3.) Double check all entries for errors. There can be no discrepancies in the totals recorded on this form, the totals entered on the Official County Canvassers' Statement and the precinct results certified for your county. Complete accuracy is of extreme importance as the totals entered on this form represent the official record of the election.
- 4.) After completing the form, affix all required signatures and county seal on the last page.
- 5.) Mail the original copy of this form to the Department of State's Bureau of Elections as soon as it is completed.

POLL BOOK TOTAL

The TOTAL NUMBER OF PEOPLE voting at this election as shown by the POLL BOOK
was **FIVE THOUSAND SIX HUNDRED TWENTY ONE**

(5621).

MICHIGAN DEPARTMENT OF STATE
Bureau Of Elections

P.O. Box 20126
Lansing, Michigan 48901

Phone: (517) 373-2540

OFFICIAL COUNTY VOTE TOTALS

(Summary of County Canvasser's Statement)

Primary Election

Tuesday, August 2, 2016

County: ISABELLA (37) (Office Code: 06004000):

4th District Representative in Congress 2 Year Term (1) Position

REP	Moolenaar, John	received THREE THOUSAND FOUR HUNDRED NINETY SEVEN	votes.	3497
DEM	Write-In Wirth, Debra	received THREE HUNDRED TEN	votes.	310

The total number of votes cast for (Office Code: 06004000):
4th District Representative in Congress 2 Year Term (1) Position

was THREE THOUSAND EIGHT HUNDRED SEVEN votes. 3807
(Enter the sum of the votes cast for ONLY the candidates listed above. DO NOT include write-in votes cast for individuals who did not submit a Declaration of Intent form.)

MICHIGAN DEPARTMENT OF STATE
Bureau Of Elections
P.O. Box 20126
Lansing, Michigan 48901
Phone: (517) 373-2540

OFFICIAL COUNTY VOTE TOTALS
(Summary of County Canvasser's Statement)
Primary Election
Tuesday, August 2, 2016

County: **ISABELLA (37)** (Office Code: 08099000):

99th District Representative in State Legislature 2 Year Term (1) Position

REP	Hauck, Roger	received TWO THOUSAND SIX HUNDRED TWENTY FOUR	votes.	2624
REP	Stressman, Robin	received ONE THOUSAND FIVE HUNDRED THIRTY THREE	votes.	1533
DEM	Mielke, Bryan	received ONE THOUSAND FIVE HUNDRED SIXTY	votes.	1560

The total number of votes cast for (Office Code: 08099000):
99th District Representative in State Legislature 2 Year Term (1) Position

was **FIVE THOUSAND SEVEN HUNDRED SEVENTEEN** votes. **5717**
(Enter the sum of the votes cast for ONLY the candidates listed above. DO NOT include write-in votes cast for individuals who did not submit a Declaration of Intent form.)

MICHIGAN DEPARTMENT OF STATE
Bureau Of Elections
P.O. Box 20126
Lansing, Michigan 48901
Phone: (517) 373-2540





State of Michigan County of ISABELLA ss.

We Hereby Certify, That the foregoing is a correct transcript of the Statement of the Board of County Canvassers, of the County of ISABELLA, of the votes given in such County for the indicated candidates at the Primary Election held on Tuesday, August 2, 2016, as appears from the original statement on file in the office of the County Clerk.


In Witness Whereof, we have hereunto set our hands and caused to be affixed the Seal of the Circuit Court
for the County of ISABELLA this 03 day of August, 2016.


OFFICIAL COUNTY VOTE TOTALS
(Summary of County Canvasser's Statement)

Primary Election
Tuesday, August 2, 2016

 Carol Ward	 Richard Spindlerhus	Board of County
 Margaret Novitski	 Dale Dorman	Canvassers'
		Signatures

Attest:


Clerk of the Board of County Canvassers



Statement of Vote
Isabella County
Isabella_Pri_Aug16_E
8/10/2016

Democratic Party Representative in Congress 4th District

	Registered	Turnout	Percent	1
City of Mt Pleasant Precinct 1	1,973	266	13.48%	37
Polling Day		211	10.69%	33
Polling Day Manual Entry		0	0.00%	0
AVCB		55	2.79%	4
SPR Host		0	0.00%	0
City of Mt Pleasant Precinct 2	2,093	293	14.00%	54
Polling Day		232	11.08%	51
Polling Day Manual Entry		0	0.00%	0
AVCB		61	2.91%	3
SPR Host		0	0.00%	0
City of Mt Pleasant Precinct 3	1,816	338	18.61%	45
Polling Day		230	12.67%	37
Polling Day Manual Entry		0	0.00%	0
AVCB		108	5.95%	8
SPR Host		0	0.00%	0
City of Mt Pleasant Precinct 4	2,003	202	10.08%	31
Polling Day		136	6.79%	19
Polling Day Manual Entry		0	0.00%	0
AVCB		66	3.30%	12
SPR Host		0	0.00%	0
City of Mt Pleasant Precinct 5	917	181	19.74%	18
Polling Day		135	14.72%	16
Polling Day Manual Entry		0	0.00%	0
AVCB		46	5.02%	2
SPR Host		0	0.00%	0
City of Mt Pleasant Precinct 6	2,001	190	9.50%	35
Polling Day		145	7.25%	29
Polling Day Manual Entry		0	0.00%	0
AVCB		45	2.25%	6
SPR Host		0	0.00%	0
City of Mt Pleasant Precinct 7	976	99	10.14%	24
Polling Day		79	8.09%	17
Polling Day Manual Entry		0	0.00%	0
AVCB		20	2.05%	7
SPR Host		0	0.00%	0
Broomfield Township Precinct	1,384	306	22.11%	9
Polling Day		306	22.11%	9
Polling Day Manual Entry		0	0.00%	0
SPR Host		0	0.00%	0
Chippewa Township Precinct 1	2,140	183	8.55%	16
Polling Day		183	8.55%	16
Polling Day Manual Entry		0	0.00%	0
AVCB		0	0.00%	0
SPR Host		0	0.00%	0
Chippewa Township Precinct 2	1,205	116	9.63%	6
Polling Day		116	9.63%	6
Polling Day Manual Entry		0	0.00%	0
AVCB		0	0.00%	0
SPR Host		0	0.00%	0

Statement of Vote
Isabella County
Isabella_Pri_Aug16_E
8/10/2016

Democratic Party Representative in Congress 4th District

	Registered	Turnout	Percent	1
Coe Township Precinct 1	1,282	217	16.93%	13
Polling Day		217	16.93%	13
Polling Day Manual Entry		0	0.00%	0
SPR Host		0	0.00%	0
Coe Township Precinct 2	977	204	20.88%	9
Polling Day		204	20.88%	9
Polling Day Manual Entry		0	0.00%	0
SPR Host		0	0.00%	0
Coldwater Township Precinct 1	628	92	14.65%	4
Polling Day		92	14.65%	4
Polling Day Manual Entry		0	0.00%	0
SPR Host		0	0.00%	0
Deerfield Township Precinct 1	1,706	322	18.87%	38
Polling Day		322	18.87%	38
Polling Day Manual Entry		0	0.00%	0
SPR Host		0	0.00%	0
Deerfield Township Precinct 2	935	158	16.90%	8
Polling Day		158	16.90%	8
Polling Day Manual Entry		0	0.00%	0
SPR Host		0	0.00%	0
Denver Township Precinct 1	822	122	14.84%	14
Polling Day		122	14.84%	14
Polling Day Manual Entry		0	0.00%	0
SPR Host		0	0.00%	0
Fremont Township Precinct 1	1,018	207	20.33%	9
Polling Day		207	20.33%	9
Polling Day Manual Entry		0	0.00%	0
SPR Host		0	0.00%	0
Gilmore Township Precinct 1	1,025	163	15.90%	11
Polling Day		163	15.90%	11
Polling Day Manual Entry		0	0.00%	0
SPR Host		0	0.00%	0
Isabella Township Precinct 1	1,644	239	14.54%	9
Polling Day		239	14.54%	9
Polling Day Manual Entry		0	0.00%	0
SPR Host		0	0.00%	0
Lincoln Township Precinct 1	1,529	328	21.45%	12
Polling Day		328	21.45%	12
Polling Day Manual Entry		0	0.00%	0
SPR Host		0	0.00%	0
Nottawa Township Precinct 1	1,736	282	16.24%	18
Polling Day		282	16.24%	18
Polling Day Manual Entry		0	0.00%	0
SPR Host		0	0.00%	0
Rolland Township Precinct 1	865	199	23.01%	13
Polling Day		199	23.01%	13
Polling Day Manual Entry		0	0.00%	0
SPR Host		0	0.00%	0

Statement of Vote
Isabella County
Isabella_Pri_Aug16_E
8/10/2016

Democratic Party Representative in Congress 4th District

	Registered	Turnout	Percent	1
Sherman Township Precinct 1	2,437	361	14.81%	22
Polling Day		361	14.81%	22
Polling Day Manual Entry		0	0.00%	0
SPR Host		0	0.00%	0
Union Township Precinct 1	1,528	318	20.81%	34
Polling Day		246	16.10%	24
Polling Day Manual Entry		0	0.00%	0
AVCB		72	4.71%	10
SPR Host		0	0.00%	0
Union Township Precinct 2	3,151	273	8.66%	33
Polling Day		200	6.35%	26
Polling Day Manual Entry		0	0.00%	0
AVCB		73	2.32%	7
SPR Host		0	0.00%	0
Union Township Precinct 3	2,047	237	11.58%	30
Polling Day		204	9.97%	30
Polling Day Manual Entry		0	0.00%	0
AVCB		33	1.61%	0
SPR Host		0	0.00%	0
Vernon Township Precinct 1	1,017	154	15.14%	7
Polling Day		154	15.14%	7
Polling Day Manual Entry		0	0.00%	0
SPR Host		0	0.00%	0
Wise Township Precinct 1	913	154	16.87%	12
Polling Day		154	16.87%	12
Polling Day Manual Entry		0	0.00%	0
SPR Host		0	0.00%	0
City of Clare Precinct 1	38	2	5.26%	0
Polling Day		0	0.00%	0
Polling Day Manual Entry		2	5.26%	0
	41,806	6,206	14.84%	571

Candidates

1 Write-In

Statement of Vote
Isabella County
Isabella_Pri_Aug16_E
8/4/2016

Republican Party Representative in Congress 4th District

	Registered	Turnout	Percent	1	2
City of Mt Pleasant Precinct 1	1,973	266	13.48%	122	0
Polling Day		211	10.69%	99	0
Polling Day Manual Entry		0	0.00%	0	0
AVCB		55	2.79%	23	0
SPR Host		0	0.00%	0	0
City of Mt Pleasant Precinct 2	2,093	293	14.00%	96	0
Polling Day		232	11.08%	76	0
Polling Day Manual Entry		0	0.00%	0	0
AVCB		61	2.91%	20	0
SPR Host		0	0.00%	0	0
City of Mt Pleasant Precinct 3	1,816	338	18.61%	172	1
Polling Day		230	12.67%	119	1
Polling Day Manual Entry		0	0.00%	0	0
AVCB		108	5.95%	53	0
SPR Host		0	0.00%	0	0
City of Mt Pleasant Precinct 4	2,003	202	10.08%	81	0
Polling Day		136	6.79%	56	0
Polling Day Manual Entry		0	0.00%	0	0
AVCB		66	3.30%	25	0
SPR Host		0	0.00%	0	0
City of Mt Pleasant Precinct 5	917	181	19.74%	90	2
Polling Day		135	14.72%	72	1
Polling Day Manual Entry		0	0.00%	0	0
AVCB		46	5.02%	18	1
SPR Host		0	0.00%	0	0
City of Mt Pleasant Precinct 6	2,001	190	9.50%	77	1
Polling Day		145	7.25%	59	1
Polling Day Manual Entry		0	0.00%	0	0
AVCB		45	2.25%	18	0
SPR Host		0	0.00%	0	0
City of Mt Pleasant Precinct 7	976	99	10.14%	40	0
Polling Day		79	8.09%	36	0
Polling Day Manual Entry		0	0.00%	0	0
AVCB		20	2.05%	4	0
SPR Host		0	0.00%	0	0
Broomfield Township Precinct	1,384	306	22.11%	218	2
Polling Day		306	22.11%	218	2
Polling Day Manual Entry		0	0.00%	0	0
SPR Host		0	0.00%	0	0
Chippewa Township Precinct 1	2,140	183	8.55%	94	2
Polling Day		183	8.55%	94	2
Polling Day Manual Entry		0	0.00%	0	0
AVCB		0	0.00%	0	0
SPR Host		0	0.00%	0	0
Chippewa Township Precinct 2	1,205	116	9.63%	65	0
Polling Day		116	9.63%	65	0
Polling Day Manual Entry		0	0.00%	0	0
AVCB		0	0.00%	0	0
SPR Host		0	0.00%	0	0

Statement of Vote
Isabella County
Isabella_Pri_Aug16_E
8/4/2016

Republican Party Representative in Congress 4th District

	Registered	Turnout	Percent	1	2
Coe Township Precinct 1	1,282	217	16.93%	153	0
Polling Day		217	16.93%	153	0
Polling Day Manual Entry		0	0.00%	0	0
SPR Host		0	0.00%	0	0
Coe Township Precinct 2	977	204	20.88%	130	1
Polling Day		204	20.88%	130	1
Polling Day Manual Entry		0	0.00%	0	0
SPR Host		0	0.00%	0	0
Coldwater Township Precinct 1	628	92	14.65%	50	0
Polling Day		92	14.65%	50	0
Polling Day Manual Entry		0	0.00%	0	0
SPR Host		0	0.00%	0	0
Deerfield Township Precinct 1	1,706	322	18.87%	193	0
Polling Day		322	18.87%	193	0
Polling Day Manual Entry		0	0.00%	0	0
SPR Host		0	0.00%	0	0
Deerfield Township Precinct 2	935	158	16.90%	93	1
Polling Day		158	16.90%	93	1
Polling Day Manual Entry		0	0.00%	0	0
SPR Host		0	0.00%	0	0
Denver Township Precinct 1	822	122	14.84%	80	1
Polling Day		122	14.84%	60	1
Polling Day Manual Entry		0	0.00%	0	0
SPR Host		0	0.00%	0	0
Fremont Township Precinct 1	1,018	207	20.33%	144	1
Polling Day		207	20.33%	144	1
Polling Day Manual Entry		0	0.00%	0	0
SPR Host		0	0.00%	0	0
Gilmore Township Precinct 1	1,025	163	15.90%	104	1
Polling Day		163	15.90%	104	1
Polling Day Manual Entry		0	0.00%	0	0
SPR Host		0	0.00%	0	0
Isabella Township Precinct 1	1,644	239	14.54%	140	0
Polling Day		239	14.54%	140	0
Polling Day Manual Entry		0	0.00%	0	0
SPR Host		0	0.00%	0	0
Lincoln Township Precinct 1	1,529	328	21.45%	235	0
Polling Day		328	21.45%	235	0
Polling Day Manual Entry		0	0.00%	0	0
SPR Host		0	0.00%	0	0
Nottawa Township Precinct 1	1,736	282	16.24%	173	0
Polling Day		282	16.24%	173	0
Polling Day Manual Entry		0	0.00%	0	0
SPR Host		0	0.00%	0	0
Rolland Township Precinct 1	865	199	23.01%	101	0
Polling Day		199	23.01%	101	0
Polling Day Manual Entry		0	0.00%	0	0
SPR Host		0	0.00%	0	0

Statement of Vote
Isabella County
Isabella_Pri_Aug16_E
8/4/2016

Republican Party Representative in Congress 4th District

	Registered	Turnout	Percent	1	2
Sherman Township Precinct 1	2,437	361	14.81%	216	1
Polling Day		361	14.81%	216	1
Polling Day Manual Entry		0	0.00%	0	0
SPR Host		0	0.00%	0	0
Union Township Precinct 1	1,528	318	20.81%	187	1
Polling Day		246	16.10%	150	1
Polling Day Manual Entry		0	0.00%	0	0
AVCB		72	4.71%	37	0
SPR Host		0	0.00%	0	0
Union Township Precinct 2	3,151	273	8.66%	137	0
Polling Day		200	6.35%	99	0
Polling Day Manual Entry		0	0.00%	0	0
AVCB		73	2.32%	38	0
SPR Host		0	0.00%	0	0
Union Township Precinct 3	2,047	237	11.58%	139	2
Polling Day		204	9.97%	117	2
Polling Day Manual Entry		0	0.00%	0	0
AVCB		33	1.61%	22	0
SPR Host		0	0.00%	0	0
Vernon Township Precinct 1	1,017	154	15.14%	103	0
Polling Day		154	15.14%	103	0
Polling Day Manual Entry		0	0.00%	0	0
SPR Host		0	0.00%	0	0
Wise Township Precinct 1	913	154	16.87%	85	1
Polling Day		154	16.87%	85	1
Polling Day Manual Entry		0	0.00%	0	0
SPR Host		0	0.00%	0	0
City of Clare Precinct 1	38	2	5.26%	0	0
Polling Day		0	0.00%	0	0
Polling Day Manual Entry		2	5.26%	0	0
	41,806	6,206	14.84%	3,498	18

Candidates

- 1 John Moolenaar
- 2 Write-In

Statement of Vote
Isabella County
Isabella_Pri_Aug16_E
8/4/2016

Democratic Party Representative in Congress 4th District

	Registered	Turnout	Percent	1
City of Mt Pleasant Precinct 1	1,973	266	13.48%	37
Polling Day		211	10.69%	33
Polling Day Manual Entry		0	0.00%	0
AVCB		55	2.79%	4
SPR Host		0	0.00%	0
City of Mt Pleasant Precinct 2	2,093	293	14.00%	54
Polling Day		232	11.08%	51
Polling Day Manual Entry		0	0.00%	0
AVCB		61	2.91%	3
SPR Host		0	0.00%	0
City of Mt Pleasant Precinct 3	1,816	338	18.61%	45
Polling Day		230	12.67%	37
Polling Day Manual Entry		0	0.00%	0
AVCB		108	5.95%	8
SPR Host		0	0.00%	0
City of Mt Pleasant Precinct 4	2,003	202	10.08%	31
Polling Day		136	6.79%	19
Polling Day Manual Entry		0	0.00%	0
AVCB		66	3.30%	12
SPR Host		0	0.00%	0
City of Mt Pleasant Precinct 5	917	181	19.74%	18
Polling Day		135	14.72%	16
Polling Day Manual Entry		0	0.00%	0
AVCB		46	5.02%	2
SPR Host		0	0.00%	0
City of Mt Pleasant Precinct 6	2,001	190	9.50%	35
Polling Day		145	7.25%	29
Polling Day Manual Entry		0	0.00%	0
AVCB		45	2.25%	6
SPR Host		0	0.00%	0
City of Mt Pleasant Precinct 7	976	99	10.14%	24
Polling Day		79	8.09%	17
Polling Day Manual Entry		0	0.00%	0
AVCB		20	2.05%	7
SPR Host		0	0.00%	0
Broomfield Township Precinct	1,384	306	22.11%	9
Polling Day		306	22.11%	9
Polling Day Manual Entry		0	0.00%	0
SPR Host		0	0.00%	0
Chippewa Township Precinct 1	2,140	183	8.55%	16
Polling Day		183	8.55%	16
Polling Day Manual Entry		0	0.00%	0
AVCB		0	0.00%	0
SPR Host		0	0.00%	0
Chippewa Township Precinct 2	1,205	116	9.63%	6
Polling Day		116	9.63%	6
Polling Day Manual Entry		0	0.00%	0
AVCB		0	0.00%	0
SPR Host		0	0.00%	0

Statement of Vote
Isabella County
Isabella_Pri_Aug16_E
8/4/2016

Democratic Party Representative in Congress 4th District

	Registered	Turnout	Percent	1
Coe Township Precinct 1	1,282	217	16.93%	13
Polling Day		217	16.93%	13
Polling Day Manual Entry		0	0.00%	0
SPR Host		0	0.00%	0
Coe Township Precinct 2	977	204	20.88%	9
Polling Day		204	20.88%	9
Polling Day Manual Entry		0	0.00%	0
SPR Host		0	0.00%	0
Coldwater Township Precinct 1	628	92	14.65%	4
Polling Day		92	14.65%	4
Polling Day Manual Entry		0	0.00%	0
SPR Host		0	0.00%	0
Deerfield Township Precinct 1	1,706	322	18.87%	38
Polling Day		322	18.87%	38
Polling Day Manual Entry		0	0.00%	0
SPR Host		0	0.00%	0
Deerfield Township Precinct 2	935	158	16.90%	8
Polling Day		158	16.90%	8
Polling Day Manual Entry		0	0.00%	0
SPR Host		0	0.00%	0
Denver Township Precinct 1	822	122	14.84%	14
Polling Day		122	14.84%	14
Polling Day Manual Entry		0	0.00%	0
SPR Host		0	0.00%	0
Fremont Township Precinct 1	1,018	207	20.33%	9
Polling Day		207	20.33%	9
Polling Day Manual Entry		0	0.00%	0
SPR Host		0	0.00%	0
Gilmore Township Precinct 1	1,025	163	15.90%	11
Polling Day		163	15.90%	11
Polling Day Manual Entry		0	0.00%	0
SPR Host		0	0.00%	0
Isabella Township Precinct 1	1,644	239	14.54%	9
Polling Day		239	14.54%	9
Polling Day Manual Entry		0	0.00%	0
SPR Host		0	0.00%	0
Lincoln Township Precinct 1	1,529	328	21.45%	12
Polling Day		328	21.45%	12
Polling Day Manual Entry		0	0.00%	0
SPR Host		0	0.00%	0
Nottawa Township Precinct 1	1,736	282	16.24%	18
Polling Day		282	16.24%	18
Polling Day Manual Entry		0	0.00%	0
SPR Host		0	0.00%	0
Rolland Township Precinct 1	865	199	23.01%	13
Polling Day		199	23.01%	13
Polling Day Manual Entry		0	0.00%	0
SPR Host		0	0.00%	0

Statement of Vote
Isabella County
Isabella_Pri_Aug16_E
8/4/2016

Democratic Party Representative in Congress 4th District

	Registered	Turnout	Percent	1
Sherman Township Precinct 1	2,437	361	14.81%	22
Polling Day		361	14.81%	22
Polling Day Manual Entry		0	0.00%	0
SPR Host		0	0.00%	0
Union Township Precinct 1	1,528	318	20.81%	34
Polling Day		246	16.10%	24
Polling Day Manual Entry		0	0.00%	0
AVCB		72	4.71%	10
SPR Host		0	0.00%	0
Union Township Precinct 2	3,151	273	8.66%	33
Polling Day		200	6.35%	26
Polling Day Manual Entry		0	0.00%	0
AVCB		73	2.32%	7
SPR Host		0	0.00%	0
Union Township Precinct 3	2,047	237	11.58%	30
Polling Day		204	9.97%	30
Polling Day Manual Entry		0	0.00%	0
AVCB		33	1.61%	0
SPR Host		0	0.00%	0
Vernon Township Precinct 1	1,017	154	15.14%	7
Polling Day		154	15.14%	7
Polling Day Manual Entry		0	0.00%	0
SPR Host		0	0.00%	0
Wise Township Precinct 1	913	154	16.87%	12
Polling Day		154	16.87%	12
Polling Day Manual Entry		0	0.00%	0
SPR Host		0	0.00%	0
City of Clare Precinct 1	38	2	5.26%	0
Polling Day		0	0.00%	0
Polling Day Manual Entry		2	5.26%	0
	41,806	6,206	14.84%	571

Candidates

1 Write-In

Statement of Vote
Isabella County
Isabella_Pri_Aug16_E
8/4/2016

Republican Party State Representative 99th District

	Registered	Turnout	Percent	1	2	3
City of Mt Pleasant Precinct 1	1,973	266	13.48%	82	56	0
Polling Day		211	10.69%	68	47	0
Polling Day Manual Entry		0	0.00%	0	0	0
AVCB		55	2.79%	14	11	0
SPR Host		0	0.00%	0	0	0
City of Mt Pleasant Precinct 2	2,093	293	14.00%	37	96	0
Polling Day		232	11.08%	28	75	0
Polling Day Manual Entry		0	0.00%	0	0	0
AVCB		61	2.91%	9	23	0
SPR Host		0	0.00%	0	0	0
City of Mt Pleasant Precinct 3	1,816	338	18.61%	101	102	0
Polling Day		230	12.67%	74	68	0
Polling Day Manual Entry		0	0.00%	0	0	0
AVCB		108	5.95%	27	34	0
SPR Host		0	0.00%	0	0	0
City of Mt Pleasant Precinct 4	2,003	202	10.08%	41	62	0
Polling Day		136	6.79%	34	40	0
Polling Day Manual Entry		0	0.00%	0	0	0
AVCB		66	3.30%	7	22	0
SPR Host		0	0.00%	0	0	0
City of Mt Pleasant Precinct 5	917	181	19.74%	50	54	0
Polling Day		135	14.72%	41	42	0
Polling Day Manual Entry		0	0.00%	0	0	0
AVCB		46	5.02%	9	12	0
SPR Host		0	0.00%	0	0	0
City of Mt Pleasant Precinct 6	2,001	190	9.50%	46	47	0
Polling Day		145	7.25%	35	38	0
Polling Day Manual Entry		0	0.00%	0	0	0
AVCB		45	2.25%	11	9	0
SPR Host		0	0.00%	0	0	0
City of Mt Pleasant Precinct 7	976	99	10.14%	26	20	0
Polling Day		79	8.09%	24	16	0
Polling Day Manual Entry		0	0.00%	0	0	0
AVCB		20	2.05%	2	4	0
SPR Host		0	0.00%	0	0	0
Broomfield Township Precinct	1,384	306	22.11%	171	78	0
Polling Day		306	22.11%	171	76	0
Polling Day Manual Entry		0	0.00%	0	0	0
SPR Host		0	0.00%	0	0	0
Chippewa Township Precinct 1	2,140	183	8.55%	69	47	1
Polling Day		183	8.55%	69	47	1
Polling Day Manual Entry		0	0.00%	0	0	0
AVCB		0	0.00%	0	0	0
SPR Host		0	0.00%	0	0	0
Chippewa Township Precinct 2	1,205	116	9.63%	47	31	0
Polling Day		116	9.63%	47	31	0
Polling Day Manual Entry		0	0.00%	0	0	0
AVCB		0	0.00%	0	0	0
SPR Host		0	0.00%	0	0	0

Statement of Vote
Isabella County
Isabella_Pri_Aug16_E
8/4/2016

Republican Party State Representative 99th District

	Registered	Turnout	Percent	1	2	3
Coe Township Precinct 1	1,282	217	16.93%	100	77	0
Polling Day		217	16.93%	100	77	0
Polling Day Manual Entry		0	0.00%	0	0	0
SPR Host		0	0.00%	0	0	0
Coe Township Precinct 2	977	204	20.88%	90	63	0
Polling Day		204	20.88%	90	63	0
Polling Day Manual Entry		0	0.00%	0	0	0
SPR Host		0	0.00%	0	0	0
Coldwater Township Precinct 1	628	92	14.65%	49	14	0
Polling Day		92	14.65%	49	14	0
Polling Day Manual Entry		0	0.00%	0	0	0
SPR Host		0	0.00%	0	0	0
Deerfield Township Precinct 1	1,706	322	18.87%	127	102	0
Polling Day		322	18.87%	127	102	0
Polling Day Manual Entry		0	0.00%	0	0	0
SPR Host		0	0.00%	0	0	0
Deerfield Township Precinct 2	935	158	16.90%	92	39	0
Polling Day		158	16.90%	92	39	0
Polling Day Manual Entry		0	0.00%	0	0	0
SPR Host		0	0.00%	0	0	0
Denver Township Precinct 1	822	122	14.84%	85	18	0
Polling Day		122	14.84%	65	18	0
Polling Day Manual Entry		0	0.00%	0	0	0
SPR Host		0	0.00%	0	0	0
Fremont Township Precinct 1	1,018	207	20.33%	119	47	0
Polling Day		207	20.33%	119	47	0
Polling Day Manual Entry		0	0.00%	0	0	0
SPR Host		0	0.00%	0	0	0
Glimore Township Precinct 1	1,025	163	15.90%	98	17	0
Polling Day		163	15.90%	98	17	0
Polling Day Manual Entry		0	0.00%	0	0	0
SPR Host		0	0.00%	0	0	0
Isabella Township Precinct 1	1,644	239	14.54%	108	53	0
Polling Day		239	14.54%	108	53	0
Polling Day Manual Entry		0	0.00%	0	0	0
SPR Host		0	0.00%	0	0	0
Lincoln Township Precinct 1	1,529	328	21.45%	169	96	0
Polling Day		328	21.45%	169	96	0
Polling Day Manual Entry		0	0.00%	0	0	0
SPR Host		0	0.00%	0	0	0
Nottawa Township Precinct 1	1,736	282	16.24%	183	40	0
Polling Day		282	16.24%	183	40	0
Polling Day Manual Entry		0	0.00%	0	0	0
SPR Host		0	0.00%	0	0	0
Rolland Township Precinct 1	865	199	23.01%	80	38	0
Polling Day		199	23.01%	80	38	0
Polling Day Manual Entry		0	0.00%	0	0	0
SPR Host		0	0.00%	0	0	0

Statement of Vote
Isabella County
Isabella_Pri_Aug16_E
8/4/2016

Republican Party State Representative 99th District

	Registered	Turnout	Percent	1	2	3
Sherman Township Precinct 1	2,437	361	14.81%	186	69	0
Polling Day		361	14.81%	186	69	0
Polling Day Manual Entry		0	0.00%	0	0	0
SPR Host		0	0.00%	0	0	0
Union Township Precinct 1	1,528	318	20.81%	123	91	0
Polling Day		246	16.10%	99	68	0
Polling Day Manual Entry		0	0.00%	0	0	0
AVCB		72	4.71%	24	23	0
SPR Host		0	0.00%	0	0	0
Union Township Precinct 2	3,151	273	8.66%	96	67	0
Polling Day		200	6.35%	75	49	0
Polling Day Manual Entry		0	0.00%	0	0	0
AVCB		73	2.32%	21	18	0
SPR Host		0	0.00%	0	0	0
Union Township Precinct 3	2,047	237	11.58%	87	80	0
Polling Day		204	9.97%	76	64	0
Polling Day Manual Entry		0	0.00%	0	0	0
AVCB		33	1.61%	11	16	0
SPR Host		0	0.00%	0	0	0
Vernon Township Precinct 1	1,017	154	15.14%	101	17	0
Polling Day		154	15.14%	101	17	0
Polling Day Manual Entry		0	0.00%	0	0	0
SPR Host		0	0.00%	0	0	0
Wise Township Precinct 1	913	154	16.87%	79	15	0
Polling Day		154	16.87%	79	15	0
Polling Day Manual Entry		0	0.00%	0	0	0
SPR Host		0	0.00%	0	0	0
City of Clare Precinct 1	38	2	5.26%	2	0	0
Polling Day		0	0.00%	0	0	0
Polling Day Manual Entry		2	5.26%	2	0	0
	41,806	6,206	14.84%	2,624	1,536	1

Candidates

- 1 Roger Hauck
- 2 Robin Stressman
- 3 Write-In

Statement of Vote
Isabella County
Isabella_Pri_Aug16_E
8/4/2016

Democratic Party State Representative 99th District

	Registered	Turnout	Percent	1	2
City of Mt Pleasant Precinct 1	1,973	266	13.48%	103	0
Polling Day		211	10.69%	84	0
Polling Day Manual Entry		0	0.00%	0	0
AVCB		55	2.79%	19	0
SPR Host		0	0.00%	0	0
City of Mt Pleasant Precinct 2	2,093	293	14.00%	142	0
Polling Day		232	11.08%	121	0
Polling Day Manual Entry		0	0.00%	0	0
AVCB		61	2.91%	21	0
SPR Host		0	0.00%	0	0
City of Mt Pleasant Precinct 3	1,816	338	18.61%	114	0
Polling Day		230	12.67%	81	0
Polling Day Manual Entry		0	0.00%	0	0
AVCB		108	5.95%	33	0
SPR Host		0	0.00%	0	0
City of Mt Pleasant Precinct 4	2,003	202	10.08%	86	0
Polling Day		136	6.79%	57	0
Polling Day Manual Entry		0	0.00%	0	0
AVCB		66	3.30%	29	0
SPR Host		0	0.00%	0	0
City of Mt Pleasant Precinct 5	917	181	19.74%	64	0
Polling Day		135	14.72%	42	0
Polling Day Manual Entry		0	0.00%	0	0
AVCB		46	5.02%	22	0
SPR Host		0	0.00%	0	0
City of Mt Pleasant Precinct 6	2,001	190	9.50%	64	1
Polling Day		145	7.25%	64	1
Polling Day Manual Entry		0	0.00%	0	0
AVCB		45	2.25%	20	0
SPR Host		0	0.00%	0	0
City of Mt Pleasant Precinct 7	976	99	10.14%	46	0
Polling Day		79	8.09%	36	0
Polling Day Manual Entry		0	0.00%	0	0
AVCB		20	2.05%	10	0
SPR Host		0	0.00%	0	0
Broomfield Township Precinct	1,384	306	22.11%	31	1
Polling Day		306	22.11%	31	1
Polling Day Manual Entry		0	0.00%	0	0
SPR Host		0	0.00%	0	0
Chippewa Township Precinct 1	2,140	183	8.55%	48	0
Polling Day		183	8.55%	48	0
Polling Day Manual Entry		0	0.00%	0	0
AVCB		0	0.00%	0	0
SPR Host		0	0.00%	0	0
Chippewa Township Precinct 2	1,205	116	9.63%	27	0
Polling Day		116	9.63%	27	0
Polling Day Manual Entry		0	0.00%	0	0
AVCB		0	0.00%	0	0
SPR Host		0	0.00%	0	0

Statement of Vote
Isabella County
Isabella_Pri_Aug16_E
8/4/2016

Democratic Party State Representative 99th District

	Registered	Turnout	Percent	1	2
Goe Township Precinct 1	1,282	217	16.93%	26	0
Polling Day		217	16.93%	26	0
Polling Day Manual Entry		0	0.00%	0	0
SPR Host		0	0.00%	0	0
Goe Township Precinct 2	977	204	20.88%	41	0
Polling Day		204	20.88%	41	0
Polling Day Manual Entry		0	0.00%	0	0
SPR Host		0	0.00%	0	0
Coldwater Township Precinct 1	628	92	14.65%	19	0
Polling Day		92	14.65%	19	0
Polling Day Manual Entry		0	0.00%	0	0
SPR Host		0	0.00%	0	0
Deerfield Township Precinct 1	1,708	322	18.87%	80	1
Polling Day		322	18.87%	80	1
Polling Day Manual Entry		0	0.00%	0	0
SPR Host		0	0.00%	0	0
Deerfield Township Precinct 2	935	158	16.90%	19	0
Polling Day		158	16.90%	19	0
Polling Day Manual Entry		0	0.00%	0	0
SPR Host		0	0.00%	0	0
Denver Township Precinct 1	822	122	14.84%	30	0
Polling Day		122	14.84%	30	0
Polling Day Manual Entry		0	0.00%	0	0
SPR Host		0	0.00%	0	0
Fremont Township Precinct 1	1,018	207	20.33%	19	0
Polling Day		207	20.33%	19	0
Polling Day Manual Entry		0	0.00%	0	0
SPR Host		0	0.00%	0	0
Gilmore Township Precinct 1	1,025	163	15.90%	28	0
Polling Day		163	15.90%	28	0
Polling Day Manual Entry		0	0.00%	0	0
SPR Host		0	0.00%	0	0
Isabella Township Precinct 1	1,644	239	14.54%	42	0
Polling Day		239	14.54%	42	0
Polling Day Manual Entry		0	0.00%	0	0
SPR Host		0	0.00%	0	0
Lincoln Township Precinct 1	1,529	328	21.45%	32	0
Polling Day		328	21.45%	32	0
Polling Day Manual Entry		0	0.00%	0	0
SPR Host		0	0.00%	0	0
Nottawa Township Precinct 1	1,736	282	16.24%	44	0
Polling Day		282	16.24%	44	0
Polling Day Manual Entry		0	0.00%	0	0
SPR Host		0	0.00%	0	0
Rolland Township Precinct 1	865	199	23.01%	45	0
Polling Day		199	23.01%	45	0
Polling Day Manual Entry		0	0.00%	0	0
SPR Host		0	0.00%	0	0

Statement of Vote
Isabella County
Isabella_Pri_Aug16_E
8/4/2016

Democratic Party State Representative 99th District

	Registered	Turnout	Percent	1	2
Sherman Township Precinct 1	2,437	361	14.81%	82	0
Polling Day		361	14.81%	82	0
Polling Day Manual Entry		0	0.00%	0	0
SPR Host		0	0.00%	0	0
Union Township Precinct 1	1,528	318	20.81%	95	0
Polling Day		246	16.10%	73	0
Polling Day Manual Entry		0	0.00%	0	0
AVCB		72	4.71%	22	0
SPR Host		0	0.00%	0	0
Union Township Precinct 2	3,151	273	8.66%	95	0
Polling Day		200	6.35%	68	0
Polling Day Manual Entry		0	0.00%	0	0
AVCB		73	2.32%	27	0
SPR Host		0	0.00%	0	0
Union Township Precinct 3	2,047	237	11.58%	59	0
Polling Day		204	9.97%	55	0
Polling Day Manual Entry		0	0.00%	0	0
AVCB		33	1.61%	4	0
SPR Host		0	0.00%	0	0
Vernon Township Precinct 1	1,017	154	15.14%	25	0
Polling Day		154	15.14%	25	0
Polling Day Manual Entry		0	0.00%	0	0
SPR Host		0	0.00%	0	0
Wise Township Precinct 1	913	154	16.87%	34	0
Polling Day		154	16.87%	34	0
Polling Day Manual Entry		0	0.00%	0	0
SPR Host		0	0.00%	0	0
City of Clare Precinct 1	38	2	5.26%	0	0
Polling Day		0	0.00%	0	0
Polling Day Manual Entry		2	5.26%	0	0
	41,806	6,206	14.84%	1,560	3

Candidates

- 1 Bryan Mielke
- 2 Write-In

Lovegrove, Amy (MDOS)

From: Lovegrove, Amy (MDOS)
Sent: Tuesday, August 09, 2016 1:30 PM
To: 'Minde' Lux'
Cc: Quiroga, Evelyn (MDOS)
Subject: RE:

Minde,

Based on these reports, your poll book total (voter turn out) is 6,206, however you entered 5,621 on your canvass.

John Moolenaar has 3498 on the report, 3497 on the canvass.

We need a break down of the votes for Debra Wirth.

Robin Stressman has 1536 on the report, 1533 on the canvass.

Can you please let me know why there are differences? Thanks.

Amy Lovegrove

Departmental Analyst
Bureau of Elections
Disclosure Data Division
(517) 241-2545

State filers must use e-SofO to file a new or amended Statement of Organization. Visit our [website](#) for details!

Follow us on Twitter @MICHCFR



From: Minde' Lux [<mailto:mlux@isabellacounty.org>]
Sent: Tuesday, August 09, 2016 10:40 AM
To: Lovegrove, Amy (MDOS)
Subject: FW:

Here are the Statement of Votes on the Democratic Side. Minde – Isabella County

Lovegrove, Amy (MDOS)

From: Lovegrove, Amy (MDOS)
Sent: Thursday, August 18, 2016 10:57 AM
To: 'Minde' Lux'
Subject: RE:

Hi Minde,

Per our telephone conversation, I am changing the Poll Book Total from 5,625 to 6,206. Thank you!

Amy Lovegrove

Departmental Analyst
Bureau of Elections
Disclosure Data Division
(517) 241-2545

State filers must use e-SofO to file a new or amended Statement of Organization. Visit our [website](#) for details!

Follow us on Twitter @MICHCFR



From: Lovegrove, Amy (MDOS)
Sent: Wednesday, August 17, 2016 11:48 AM
To: 'Minde' Lux'
Subject: RE:

Minde,

Were you able to look into this? We need to get this right before the 22nd! ☺

Amy Lovegrove

Departmental Analyst
Bureau of Elections
Disclosure Data Division
(517) 241-2545

State filers must use e-SofO to file a new or amended Statement of Organization. Visit our [website](#) for details!

Follow us on Twitter @MICHCFR



From: Lovegrove, Amy (MDOS)
Sent: Tuesday, August 16, 2016 9:05 AM
To: 'Minde' Lux'
Cc: Quiroga, Evelyn (MDOS)
Subject: RE:

Hey Minde,

It looks like your poll book number is still off. If you look at the turn out on the statement of vote reports, it should be 6,206. You have 5,625. It looks like 5,625 isn't including the AV ballots, which should be included in your poll book total.

Amy Lovegrove

Departmental Analyst
Bureau of Elections
Disclosure Data Division
(517) 241-2545

State filers must use e-SofO to file a new or amended Statement of Organization. Visit our [website](#) for details!

Follow us on Twitter @MICHCFR



From: Minde' Lux [<mailto:mlux@isabellacounty.org>]
Sent: Friday, August 12, 2016 10:38 AM
To: Lovegrove, Amy (MDOS)
Subject: FW:

Here it is again. Minde B. Lux – Isabella County Clerk

Statement of Vote
Isabella County
Isabella_Pri_Aug16_E
8/10/2016

Republican Party Representative in Congress 4th District

	Registered	Turnout	Percent	1	2
City of Mt Pleasant Precinct 1	1,973	266	13.48%	122	0
Polling Day		211	10.69%	99	0
Polling Day Manual Entry		0	0.00%	0	0
AVCB		55	2.79%	23	0
SPR Host		0	0.00%	0	0
City of Mt Pleasant Precinct 2	2,093	293	14.00%	96	0
Polling Day		232	11.08%	76	0
Polling Day Manual Entry		0	0.00%	0	0
AVCB		61	2.91%	20	0
SPR Host		0	0.00%	0	0
City of Mt Pleasant Precinct 3	1,816	338	18.61%	172	1
Polling Day		230	12.67%	119	1
Polling Day Manual Entry		0	0.00%	0	0
AVCB		108	5.95%	53	0
SPR Host		0	0.00%	0	0
City of Mt Pleasant Precinct 4	2,003	202	10.08%	81	0
Polling Day		136	6.79%	56	0
Polling Day Manual Entry		0	0.00%	0	0
AVCB		66	3.30%	25	0
SPR Host		0	0.00%	0	0
City of Mt Pleasant Precinct 5	917	181	19.74%	90	2
Polling Day		135	14.72%	72	1
Polling Day Manual Entry		0	0.00%	0	0
AVCB		46	5.02%	18	1
SPR Host		0	0.00%	0	0
City of Mt Pleasant Precinct 6	2,001	190	9.50%	77	1
Polling Day		145	7.25%	59	1
Polling Day Manual Entry		0	0.00%	0	0
AVCB		45	2.25%	18	0
SPR Host		0	0.00%	0	0
City of Mt Pleasant Precinct 7	976	99	10.14%	40	0
Polling Day		79	8.09%	36	0
Polling Day Manual Entry		0	0.00%	0	0
AVCB		20	2.05%	4	0
SPR Host		0	0.00%	0	0
Broomfield Township Precinct	1,384	306	22.11%	218	2
Polling Day		306	22.11%	218	2
Polling Day Manual Entry		0	0.00%	0	0
SPR Host		0	0.00%	0	0
Chippewa Township Precinct 1	2,140	183	8.55%	94	2
Polling Day		183	8.55%	94	2
Polling Day Manual Entry		0	0.00%	0	0
AVCB		0	0.00%	0	0
SPR Host		0	0.00%	0	0
Chippewa Township Precinct 2	1,205	116	9.63%	65	0
Polling Day		116	9.63%	65	0
Polling Day Manual Entry		0	0.00%	0	0
AVCB		0	0.00%	0	0
SPR Host		0	0.00%	0	0

Statement of Vote
Isabella County
Isabella_Pri_Aug16_E
8/10/2016

Republican Party Representative in Congress 4th District

	Registered	Turnout	Percent	1	2
Coe Township Precinct 1	1,282	217	16.93%	153	0
Polling Day		217	16.93%	153	0
Polling Day Manual Entry		0	0.00%	0	0
SPR Host		0	0.00%	0	0
Coe Township Precinct 2	977	204	20.88%	130	1
Polling Day		204	20.88%	130	1
Polling Day Manual Entry		0	0.00%	0	0
SPR Host		0	0.00%	0	0
Coldwater Township Precinct 1	628	92	14.65%	50	0
Polling Day		92	14.65%	50	0
Polling Day Manual Entry		0	0.00%	0	0
SPR Host		0	0.00%	0	0
Deerfield Township Precinct 1	1,706	322	18.87%	193	0
Polling Day		322	18.87%	193	0
Polling Day Manual Entry		0	0.00%	0	0
SPR Host		0	0.00%	0	0
Deerfield Township Precinct 2	935	158	16.90%	93	1
Polling Day		158	16.90%	93	1
Polling Day Manual Entry		0	0.00%	0	0
SPR Host		0	0.00%	0	0
Denver Township Precinct 1	822	122	14.84%	60	1
Polling Day		122	14.84%	60	1
Polling Day Manual Entry		0	0.00%	0	0
SPR Host		0	0.00%	0	0
Fremont Township Precinct 1	1,018	207	20.33%	144	1
Polling Day		207	20.33%	144	1
Polling Day Manual Entry		0	0.00%	0	0
SPR Host		0	0.00%	0	0
Gilmore Township Precinct 1	1,025	163	15.90%	104	1
Polling Day		163	15.90%	104	1
Polling Day Manual Entry		0	0.00%	0	0
SPR Host		0	0.00%	0	0
Isabella Township Precinct 1	1,644	239	14.54%	140	0
Polling Day		239	14.54%	140	0
Polling Day Manual Entry		0	0.00%	0	0
SPR Host		0	0.00%	0	0
Lincoln Township Precinct 1	1,529	328	21.45%	235	0
Polling Day		328	21.45%	235	0
Polling Day Manual Entry		0	0.00%	0	0
SPR Host		0	0.00%	0	0
Nottawa Township Precinct 1	1,736	262	16.24%	173	0
Polling Day		262	16.24%	173	0
Polling Day Manual Entry		0	0.00%	0	0
SPR Host		0	0.00%	0	0
Rolland Township Precinct 1	865	199	23.01%	101	0
Polling Day		199	23.01%	101	0
Polling Day Manual Entry		0	0.00%	0	0
SPR Host		0	0.00%	0	0

Statement of Vote
Isabella County
Isabella_Pri_Aug16_E
8/10/2016

Republican Party Representative in Congress 4th District

	Registered	Turnout	Percent	1	2
Sherman Township Precinct 1	2,437	361	14.81%	216	1
Polling Day		361	14.81%	216	1
Polling Day Manual Entry		0	0.00%	0	0
SPR Host		0	0.00%	0	0
Union Township Precinct 1	1,528	318	20.81%	187	1
Polling Day		246	16.10%	150	1
Polling Day Manual Entry		0	0.00%	0	0
AVCB		72	4.71%	37	0
SPR Host		0	0.00%	0	0
Union Township Precinct 2	3,151	273	8.66%	137	0
Polling Day		200	6.35%	99	0
Polling Day Manual Entry		0	0.00%	0	0
AVCB		73	2.32%	38	0
SPR Host		0	0.00%	0	0
Union Township Precinct 3	2,047	237	11.58%	139	2
Polling Day		204	9.97%	117	2
Polling Day Manual Entry		0	0.00%	0	0
AVCB		33	1.61%	22	0
SPR Host		0	0.00%	0	0
Vernon Township Precinct 1	1,017	154	15.14%	103	0
Polling Day		154	15.14%	103	0
Polling Day Manual Entry		0	0.00%	0	0
SPR Host		0	0.00%	0	0
Wise Township Precinct 1	913	154	16.87%	85	1
Polling Day		154	16.87%	85	1
Polling Day Manual Entry		0	0.00%	0	0
SPR Host		0	0.00%	0	0
City of Clare Precinct 1	38	2	5.26%	0	0
Polling Day		0	0.00%	0	0
Polling Day Manual Entry		2	5.26%	0	0
	41,806	6,206	14.84%	3,498	18

Candidates

- 1 John Moolenaar
- 2 Write-In

ISABELLA COUNTY
WRITE-IN TALLIES FOR U.S. REP. IN CONGRESS, DISTRICT #4
DEBRA WIRTH, DEMOCRAT

PRECINCT:	WRITE-IN TOTALS:	
City of Mt Pleasant Precinct #1	Precinct: 17	AV: 2
City of Mt Pleasant Precinct #2	Precinct: 36	AV: 1
City of Mt Pleasant Precinct #3	Precinct: 27	AV: 4
City of Mt Pleasant Precinct #4	Precinct: 12	AV: 6
City of Mt Pleasant Precinct #5	Precinct: 7	AV: 0
City of Mt Pleasant Precinct #6	Precinct: 21	AV: 5
City of Mt Pleasant Precinct #7	Precinct: 14	AV: 7
Broomfield Township	Precinct: 0	
Chippewa Township Precinct #1	Precinct: 3	
Chippewa Township Precinct #2	Precinct: 1	
Coe Township Precinct #1	Precinct: 4	
Coe Township Precinct #2	Precinct: 2	
Coldwater Township	Precinct: 0	
Deerfield Township Precinct #1	Precinct: 32	
Deerfield Township Precinct #2	Precinct: 3	
Denver Township	Precinct: 1	
Fremont Township	Precinct: 2	
Gilmore Township	Precinct: 2	
Isabella Township	Precinct: 4	
Lincoln Township	Precinct: 4	
Nottawa Township	Precinct: 11	
Rolland Township	Precinct: 3	
Sherman Township	Precinct: 12	
Union Township Precinct #1	Precinct: 16	AV: 7
Union Township Precinct #2	Precinct: 10	AV: 1
Union Township Precinct #3	Precinct: 20	AV: 0
Vernon Township	Precinct: 1	
Wise Township	Precinct: 12	

Statement of Vote
Isabella County
Isabella_Pri_Aug16_E
8/10/2016

Republican Party State Representative 99th District

	Registered	Turnout	Percent	1	2	3
City of Mt Pleasant Precinct 1	1,973	266	13.48%	82	58	0
Polling Day		211	10.69%	68	47	0
Polling Day Manual Entry		0	0.00%	0	0	0
AVCB		55	2.79%	14	11	0
SPR Host		0	0.00%	0	0	0
City of Mt Pleasant Precinct 2	2,093	293	14.00%	37	98	0
Polling Day		232	11.08%	28	75	0
Polling Day Manual Entry		0	0.00%	0	0	0
AVCB		61	2.91%	9	23	0
SPR Host		0	0.00%	0	0	0
City of Mt Pleasant Precinct 3	1,816	338	18.61%	101	102	0
Polling Day		230	12.67%	74	68	0
Polling Day Manual Entry		0	0.00%	0	0	0
AVCB		108	5.95%	27	34	0
SPR Host		0	0.00%	0	0	0
City of Mt Pleasant Precinct 4	2,003	202	10.08%	41	62	0
Polling Day		136	6.79%	34	40	0
Polling Day Manual Entry		0	0.00%	0	0	0
AVCB		66	3.30%	7	22	0
SPR Host		0	0.00%	0	0	0
City of Mt Pleasant Precinct 5	917	181	19.74%	50	54	0
Polling Day		135	14.72%	41	42	0
Polling Day Manual Entry		0	0.00%	0	0	0
AVCB		46	5.02%	9	12	0
SPR Host		0	0.00%	0	0	0
City of Mt Pleasant Precinct 6	2,001	190	9.50%	46	47	0
Polling Day		145	7.25%	35	38	0
Polling Day Manual Entry		0	0.00%	0	0	0
AVCB		45	2.25%	11	9	0
SPR Host		0	0.00%	0	0	0
City of Mt Pleasant Precinct 7	976	99	10.14%	26	20	0
Polling Day		79	8.09%	24	16	0
Polling Day Manual Entry		0	0.00%	0	0	0
AVCB		20	2.05%	2	4	0
SPR Host		0	0.00%	0	0	0
Broomfield Township Precinct	1,384	306	22.11%	171	76	0
Polling Day		306	22.11%	171	76	0
Polling Day Manual Entry		0	0.00%	0	0	0
SPR Host		0	0.00%	0	0	0
Chippewa Township Precinct 1	2,140	183	8.55%	69	47	1
Polling Day		183	8.55%	69	47	1
Polling Day Manual Entry		0	0.00%	0	0	0
AVCB		0	0.00%	0	0	0
SPR Host		0	0.00%	0	0	0
Chippewa Township Precinct 2	1,205	116	9.63%	47	31	0
Polling Day		116	9.63%	47	31	0
Polling Day Manual Entry		0	0.00%	0	0	0
AVCB		0	0.00%	0	0	0
SPR Host		0	0.00%	0	0	0

Statement of Vote
Isabella County
Isabella_Pri_Aug16_E
8/10/2016

Republican Party State Representative 99th District

	Registered	Turnout	Percent	1	2	3
Coe Township Precinct 1	1,282	217	16.93%	100	77	0
Polling Day		217	16.93%	100	77	0
Polling Day Manual Entry		0	0.00%	0	0	0
SPR Host		0	0.00%	0	0	0
Coe Township Precinct 2	977	204	20.88%	90	63	0
Polling Day		204	20.88%	90	63	0
Polling Day Manual Entry		0	0.00%	0	0	0
SPR Host		0	0.00%	0	0	0
Coldwater Township Precinct 1	628	92	14.65%	49	14	0
Polling Day		92	14.65%	49	14	0
Polling Day Manual Entry		0	0.00%	0	0	0
SPR Host		0	0.00%	0	0	0
Deerfield Township Precinct 1	1,706	322	18.87%	127	102	0
Polling Day		322	18.87%	127	102	0
Polling Day Manual Entry		0	0.00%	0	0	0
SPR Host		0	0.00%	0	0	0
Deerfield Township Precinct 2	935	158	16.90%	92	39	0
Polling Day		158	16.90%	92	39	0
Polling Day Manual Entry		0	0.00%	0	0	0
SPR Host		0	0.00%	0	0	0
Denver Township Precinct 1	822	122	14.84%	65	18	0
Polling Day		122	14.84%	65	18	0
Polling Day Manual Entry		0	0.00%	0	0	0
SPR Host		0	0.00%	0	0	0
Fremont Township Precinct 1	1,018	207	20.33%	119	47	0
Polling Day		207	20.33%	119	47	0
Polling Day Manual Entry		0	0.00%	0	0	0
SPR Host		0	0.00%	0	0	0
Gilmore Township Precinct 1	1,025	163	15.90%	98	17	0
Polling Day		163	15.90%	98	17	0
Polling Day Manual Entry		0	0.00%	0	0	0
SPR Host		0	0.00%	0	0	0
Isabella Township Precinct 1	1,644	239	14.54%	108	53	0
Polling Day		239	14.54%	108	53	0
Polling Day Manual Entry		0	0.00%	0	0	0
SPR Host		0	0.00%	0	0	0
Lincoln Township Precinct 1	1,529	328	21.45%	169	96	0
Polling Day		328	21.45%	169	96	0
Polling Day Manual Entry		0	0.00%	0	0	0
SPR Host		0	0.00%	0	0	0
Nottawa Township Precinct 1	1,736	282	16.24%	183	40	0
Polling Day		282	16.24%	183	40	0
Polling Day Manual Entry		0	0.00%	0	0	0
SPR Host		0	0.00%	0	0	0
Rolland Township Precinct 1	865	199	23.01%	80	36	0
Polling Day		199	23.01%	80	36	0
Polling Day Manual Entry		0	0.00%	0	0	0
SPR Host		0	0.00%	0	0	0

Statement of Vote
Isabella County
Isabella_Pri_Aug16_E
8/10/2016

Republican Party State Representative 99th District

	Registered	Turnout	Percent	1	2	3
Sherman Township Precinct 1	2,437	361	14.81%	186	69	0
Polling Day		361	14.81%	186	69	0
Polling Day Manual Entry		0	0.00%	0	0	0
SPR Host		0	0.00%	0	0	0
Union Township Precinct 1	1,528	318	20.81%	123	91	0
Polling Day		246	16.10%	99	68	0
Polling Day Manual Entry		0	0.00%	0	0	0
AVCB		72	4.71%	24	23	0
SPR Host		0	0.00%	0	0	0
Union Township Precinct 2	3,151	273	8.66%	96	67	0
Polling Day		200	6.35%	75	49	0
Polling Day Manual Entry		0	0.00%	0	0	0
AVCB		73	2.32%	21	18	0
SPR Host		0	0.00%	0	0	0
Union Township Precinct 3	2,047	237	11.58%	87	80	0
Polling Day		204	9.97%	76	64	0
Polling Day Manual Entry		0	0.00%	0	0	0
AVCB		33	1.61%	11	16	0
SPR Host		0	0.00%	0	0	0
Vernon Township Precinct 1	1,017	154	15.14%	101	17	0
Polling Day		154	15.14%	101	17	0
Polling Day Manual Entry		0	0.00%	0	0	0
SPR Host		0	0.00%	0	0	0
Wise Township Precinct 1	913	154	16.87%	79	15	0
Polling Day		154	16.87%	79	15	0
Polling Day Manual Entry		0	0.00%	0	0	0
SPR Host		0	0.00%	0	0	0
City of Clare Precinct 1	38	2	5.26%	2	0	0
Polling Day		0	0.00%	0	0	0
Polling Day Manual Entry		2	5.26%	2	0	0
	41,806	6,206	14.84%	2,624	1,536	1

Candidates

- 1 Roger Hauck
- 2 Robin Stressman
- 3 Write-In

Statement of Vote
Isabella County
Isabella_Pri_Aug16_E
8/10/2016

Democratic Party State Representative 99th District

	Registered	Turnout	Percent	1	2
City of Mt Pleasant Precinct 1	1,973	266	13.48%	103	0
Polling Day		211	10.69%	84	0
Polling Day Manual Entry		0	0.00%	0	0
AVCB		55	2.79%	19	0
SPR Host		0	0.00%	0	0
City of Mt Pleasant Precinct 2	2,093	293	14.00%	142	0
Polling Day		232	11.08%	121	0
Polling Day Manual Entry		0	0.00%	0	0
AVCB		61	2.91%	21	0
SPR Host		0	0.00%	0	0
City of Mt Pleasant Precinct 3	1,816	338	18.61%	114	0
Polling Day		230	12.67%	81	0
Polling Day Manual Entry		0	0.00%	0	0
AVCB		108	5.95%	33	0
SPR Host		0	0.00%	0	0
City of Mt Pleasant Precinct 4	2,003	202	10.08%	86	0
Polling Day		136	6.79%	57	0
Polling Day Manual Entry		0	0.00%	0	0
AVCB		66	3.30%	29	0
SPR Host		0	0.00%	0	0
City of Mt Pleasant Precinct 5	917	181	19.74%	64	0
Polling Day		135	14.72%	42	0
Polling Day Manual Entry		0	0.00%	0	0
AVCB		46	5.02%	22	0
SPR Host		0	0.00%	0	0
City of Mt Pleasant Precinct 6	2,001	190	9.50%	84	1
Polling Day		145	7.25%	64	1
Polling Day Manual Entry		0	0.00%	0	0
AVCB		45	2.25%	20	0
SPR Host		0	0.00%	0	0
City of Mt Pleasant Precinct 7	976	99	10.14%	48	0
Polling Day		79	8.09%	36	0
Polling Day Manual Entry		0	0.00%	0	0
AVCB		20	2.05%	10	0
SPR Host		0	0.00%	0	0
Broomfield Township Precinct	1,384	306	22.11%	31	1
Polling Day		306	22.11%	31	1
Polling Day Manual Entry		0	0.00%	0	0
SPR Host		0	0.00%	0	0
Chippewa Township Precinct 1	2,140	183	8.55%	48	0
Polling Day		183	8.55%	48	0
Polling Day Manual Entry		0	0.00%	0	0
AVCB		0	0.00%	0	0
SPR Host		0	0.00%	0	0
Chippewa Township Precinct 2	1,205	116	9.63%	27	0
Polling Day		116	9.63%	27	0
Polling Day Manual Entry		0	0.00%	0	0
AVCB		0	0.00%	0	0
SPR Host		0	0.00%	0	0

Statement of Vote
Isabella County
Isabella_Pri_Aug16_E
8/10/2016

Democratic Party State Representative 99th District

	Registered	Turnout	Percent	1	2
Coe Township Precinct 1	1,282	217	16.93%	26	0
Polling Day		217	16.93%	26	0
Polling Day Manual Entry		0	0.00%	0	0
SPR Host		0	0.00%	0	0
Coe Township Precinct 2	977	204	20.88%	41	0
Polling Day		204	20.88%	41	0
Polling Day Manual Entry		0	0.00%	0	0
SPR Host		0	0.00%	0	0
Coldwater Township Precinct 1	628	92	14.65%	19	0
Polling Day		92	14.65%	19	0
Polling Day Manual Entry		0	0.00%	0	0
SPR Host		0	0.00%	0	0
Deerfield Township Precinct 1	1,706	322	18.87%	80	1
Polling Day		322	18.87%	80	1
Polling Day Manual Entry		0	0.00%	0	0
SPR Host		0	0.00%	0	0
Deerfield Township Precinct 2	935	158	16.90%	19	0
Polling Day		158	16.90%	19	0
Polling Day Manual Entry		0	0.00%	0	0
SPR Host		0	0.00%	0	0
Denver Township Precinct 1	822	122	14.84%	30	0
Polling Day		122	14.84%	30	0
Polling Day Manual Entry		0	0.00%	0	0
SPR Host		0	0.00%	0	0
Fremont Township Precinct 1	1,018	207	20.33%	19	0
Polling Day		207	20.33%	19	0
Polling Day Manual Entry		0	0.00%	0	0
SPR Host		0	0.00%	0	0
Gilmore Township Precinct 1	1,025	163	15.90%	28	0
Polling Day		163	15.90%	28	0
Polling Day Manual Entry		0	0.00%	0	0
SPR Host		0	0.00%	0	0
Isabella Township Precinct 1	1,644	239	14.54%	42	0
Polling Day		239	14.54%	42	0
Polling Day Manual Entry		0	0.00%	0	0
SPR Host		0	0.00%	0	0
Lincoln Township Precinct 1	1,529	328	21.45%	32	0
Polling Day		328	21.45%	32	0
Polling Day Manual Entry		0	0.00%	0	0
SPR Host		0	0.00%	0	0
Nottawa Township Precinct 1	1,736	282	16.24%	44	0
Polling Day		282	16.24%	44	0
Polling Day Manual Entry		0	0.00%	0	0
SPR Host		0	0.00%	0	0
Rolland Township Precinct 1	865	199	23.01%	45	0
Polling Day		199	23.01%	45	0
Polling Day Manual Entry		0	0.00%	0	0
SPR Host		0	0.00%	0	0

Statement of Vote
Isabella County
Isabella_Pri_Aug16_E
8/10/2016

Democratic Party State Representative 99th District

	Registered	Turnout	Percent	1	2
Sherman Township Precinct 1	2,437	361	14.81%	82	0
Polling Day		361	14.81%	82	0
Polling Day Manual Entry		0	0.00%	0	0
SPR Host		0	0.00%	0	0
Union Township Precinct 1	1,528	318	20.81%	95	0
Polling Day		246	16.10%	73	0
Polling Day Manual Entry		0	0.00%	0	0
AVCB		72	4.71%	22	0
SPR Host		0	0.00%	0	0
Union Township Precinct 2	3,151	273	8.66%	95	0
Polling Day		200	6.35%	68	0
Polling Day Manual Entry		0	0.00%	0	0
AVCB		73	2.32%	27	0
SPR Host		0	0.00%	0	0
Union Township Precinct 3	2,047	237	11.58%	59	0
Polling Day		204	9.97%	55	0
Polling Day Manual Entry		0	0.00%	0	0
AVCB		33	1.81%	4	0
SPR Host		0	0.00%	0	0
Vernon Township Precinct 1	1,017	154	15.14%	25	0
Polling Day		154	15.14%	25	0
Polling Day Manual Entry		0	0.00%	0	0
SPR Host		0	0.00%	0	0
Wise Township Precinct 1	913	154	16.87%	34	0
Polling Day		154	16.87%	34	0
Polling Day Manual Entry		0	0.00%	0	0
SPR Host		0	0.00%	0	0
City of Clare Precinct 1	38	2	5.26%	0	0
Polling Day		0	0.00%	0	0
Polling Day Manual Entry		2	5.26%	0	0
	41,806	6,206	14.84%	1,560	3

Candidates

- 1 Bryan Mielke
- 2 Write-In

Isabella_Pri_Aug16_E

August 2, 2016

Precinct Report

Isabella County

Accumulated Totals

RECEIVED
 CLERK OF DISTRICT OF PEABODY
 2016 AUG -5 AM 11:16
 ELECTIONS/GREAT SEAL

Broomfield Township Precinct 1

Registration & Turnout		1,384
Election Day Turnout	306	22.11%
Election Day Manual Entry Turnout	0	0.00%
County Clerk Turnout	0	0.00%
AV Voting Locations Turnout	0	0.00%
SPR Host Turnout	0	0.00%
Total...	306	22.11%

REP - Representative in Congress 4th District (Started)

Under Vote: 43
 Over Vote: 2

John Moolenaar	218	99.09%
Write-In	2	0.91%
Total...	220	100.00%

REP - State Representative 99th District (Started)

Under Vote: 15
 Over Vote: 3

Roger Hauck	171	69.23%
Robin Stressman	76	30.77%
Write-In	0	0.00%
Total...	247	0.00%

REP - Isabella County Prosecuting Attorney (Started)

Under Vote: 50
 Over Vote: 0

Risa Hunt-Scully	215	100.00%
Write-In	0	0.00%
Total...	215	0.00%

REP - Isabella County Sheriff (Started)

Under Vote: 19
 Over Vote: 0

Michael Hosking	67	27.24%
Michael Main	179	72.76%
Write-In	0	0.00%
Total...	246	0.00%

REP - Isabella County Clerk (Started)

Under Vote: 45
 Over Vote: 0

Minde B. Lux	220	100.00%
Write-In	0	0.00%
Total...	220	0.00%

REP - Isabella County Treasurer (Started)

Under Vote: 52
 Over Vote: 0

Steven Pickens	213	100.00%
Write-In	0	0.00%
Total...	213	0.00%

Isabella_Pri_Aug16_E

August 2, 2016

Precinct Report

Isabella County

Accumulated Totals

Broomfield Township Precinct 1

REP - Isabella County Register of Deeds (Started)

Under Vote: 58

Over Vote: 0

Karen R. Jackson	207	100.00%
Write-In	0	0.00%
Total...	207	0.00%

REP - Isabella County Road Commissioner - 6 Year (Started)

Under Vote: 204

Over Vote: 2

John M. Graham	168	51.85%
Terry Lee Turnwald	156	48.15%
Write-In	0	0.00%
Total...	324	0.00%

REP - Isabella County Road Commissioner - 2 Year (Started)

Under Vote: 54

Over Vote: 0

Kelly D. Beltinck	211	100.00%
Write-In	0	0.00%
Total...	211	0.00%

REP - Isabella County Drain Commissioner (Started)

Under Vote: 55

Over Vote: 0

Scott W. Brown	87	41.43%
Robert J. Willoughby	123	58.57%
Write-In	0	0.00%
Total...	210	0.00%

REP - County Commissioner District 2 (Started)

Under Vote: 28

Over Vote: 0

Frank Engler	135	56.96%
Ed Oplinger	102	43.04%
Write-In	0	0.00%
Total...	237	0.00%

REP - Broomfield Township Supervisor (Started)

Under Vote: 10

Over Vote: 0

Mark J. Benaske	95	37.25%
Christy Alan Mathewson	160	62.75%
Write-In	0	0.00%
Total...	255	0.00%

REP - Broomfield Township Clerk (Started)

Under Vote: 41

Over Vote: 1

Candy E. Recker	223	100.00%
Write-In	0	0.00%
Total...	223	0.00%

Isabella_Pri_Aug16_E

August 2, 2016

Precinct Report

Isabella County

Accumulated Totals

Broomfield Township Precinct 1

REP - Broomfield Township Treasurer (Started)

Under Vote: 56

Over Vote: 0

Jackie L. Verbeke	209	100.00%
Write-In	0	0.00%
Total...	209	0.00%

REP - Broomfield Township Trustees (Started)

Under Vote: 185

Over Vote: 0

Neil R. Strong	191	55.36%
Scott Zeneberg	154	44.64%
Write-In	0	0.00%
Total...	345	0.00%

REP - Broomfield Township Delegate (Rep) (Started)

Under Vote: 618

Over Vote: 0

Mark J. Benaske	170	96.05%
Write-In	7	3.95%
Total...	177	100.00%

DEM - Representative in Congress 4th District (Started)

Under Vote: 24

Over Vote: 0

Write-In	9	100.00%
Total...	9	100.00%

DEM - State Representative 99th District (Started)

Under Vote: 1

Over Vote: 0

Bryan Mielke	31	96.88%
Write-In	1	3.13%
Total...	32	100.00%

DEM - Isabella County Prosecuting Attorney (Started)

Under Vote: 29

Over Vote: 0

Write-In	4	100.00%
Total...	4	100.00%

DEM - Isabella County Sheriff (Started)

Under Vote: 29

Over Vote: 0

Write-In	4	100.00%
Total...	4	100.00%

DEM - Isabella County Clerk (Started)

Under Vote: 1

Over Vote: 0

Chelsea Plevinski	32	100.00%
Write-In	0	0.00%
Total...	32	0.00%

Isabella_Pri_Aug16_E

August 2, 2016

Precinct Report

Isabella County

Accumulated Totals

Broomfield Township Precinct 1

DEM - Isabella County Treasurer (Started)

Under Vote: 29

Over Vote: 0

Write-In	4	100.00%
Total...	4	100.00%

DEM - Isabella County Register of Deeds (Started)

Under Vote: 2

Over Vote: 0

Randall Doyle	31	100.00%
Write-In	0	0.00%
Total...	31	0.00%

DEM - Isabella County Road Commissioner - 6 Year (Started)

Under Vote: 15

Over Vote: 0

Kevin M. Blumberg	27	52.94%
TJ Smith	24	47.06%
Write-In	0	0.00%
Total...	51	0.00%

DEM - Isabella County Road Commissioner - 2 Year (Started)

Under Vote: 29

Over Vote: 0

Write-In	4	100.00%
Total...	4	100.00%

DEM - Isabella County Drain Commissioner (Started)

Under Vote: 3

Over Vote: 0

Richard Jakubiec	15	50.00%
William Scott Moss	15	50.00%
Write-In	0	0.00%
Total...	30	0.00%

DEM - County Commissioner District 2 (Started)

Under Vote: 3

Over Vote: 0

John Haupt	30	100.00%
Write-In	0	0.00%
Total...	30	0.00%

DEM - Broomfield Township Supervisor (Started)

Under Vote: 29

Over Vote: 0

Write-In	4	100.00%
Total...	4	100.00%

DEM - Broomfield Township Clerk (Started)

Under Vote: 29

Over Vote: 0

Write-In	4	100.00%
Total...	4	100.00%

Isabella_Pri_Aug16_E

August 2, 2016

Precinct Report

Isabella County

Accumulated Totals

Broomfield Township Precinct 1

DEM - Broomfield Township Treasurer (Started)

Under Vote: 30

Over Vote: 0

Write-In	3	100.00%
Total...	3	100.00%

DEM - Broomfield Township Trustees (Started)

Under Vote: 61

Over Vote: 0

Write-In	5	100.00%
Total...	5	100.00%

DEM - Broomfield Township Delegate (Dem) (Started)

Under Vote: 92

Over Vote: 0

Write-In	7	100.00%
Total...	7	100.00%

Isabella Co Renewel of Oper Millage (Started)

Under Vote: 60

Over Vote: 0

YES	156	63.41%
NO	90	36.59%
Total...	246	100.00%

Transportation Comm Millage Renewal (Started)

Under Vote: 55

Over Vote: 0

YES	176	70.12%
NO	75	29.88%
Total...	251	100.00%

Montabella Comm Schools Millage Renewal (Started)

Under Vote: 16

Over Vote: 0

YES	33	71.74%
NO	13	28.26%
Total...	46	100.00%

Isabella_Pri_Aug16_E

August 2, 2016

Precinct Report

Isabella County

Accumulated Totals

Chippewa Township Precinct 1

Registration & Turnout		2,140	
Election Day Turnout	183	8.55%	
Election Day Manual Entry Turnout	0	0.00%	
County Clerk Turnout	0	0.00%	
AV Voting Locations Turnout	0	0.00%	
SPR Host Turnout	0	0.00%	
Total...	183	8.55%	

REP - Representative in Congress 4th District (Started)

Under Vote: 24
Over Vote: 0

John Moolenaar	94	97.92%	
Write-In	2	2.08%	
Total...	96	100.00%	

REP - State Representative 99th District (Started)

Under Vote: 3
Over Vote: 0

Roger Hauck	69	58.97%	
Robin Stressman	47	40.17%	
Write-In	1	0.85%	
Total...	117	100.00%	

REP - Isabella County Prosecuting Attorney (Started)

Under Vote: 23
Over Vote: 0

Risa Hunt-Scully	97	100.00%	
Write-In	0	0.00%	
Total...	97	0.00%	

REP - Isabella County Sheriff (Started)

Under Vote: 0
Over Vote: 0

Michael Hosking	27	22.50%	
Michael Main	93	77.50%	
Write-In	0	0.00%	
Total...	120	0.00%	

REP - Isabella County Clerk (Started)

Under Vote: 16
Over Vote: 0

Minde B. Lux	103	99.04%	
Write-In	1	0.96%	
Total...	104	100.00%	

REP - Isabella County Treasurer (Started)

Under Vote: 22
Over Vote: 0

Steven Pickens	97	98.98%	
Write-In	1	1.02%	
Total...	98	100.00%	

Isabella_Pri_Aug16_E

August 2, 2016

Precinct Report

Isabella County

Accumulated Totals

Chippewa Township Precinct 1

REP - Isabella County Register of Deeds (Started)

Under Vote: 23

Over Vote: 0

Karen R. Jackson	97	100.00%
Write-In	0	0.00%
Total...	97	0.00%

REP - Isabella County Road Commissioner - 6 Year (Started)

Under Vote: 88

Over Vote: 0

John M. Graham	64	42.11%
Terry Lee Turnwald	88	57.89%
Write-In	0	0.00%
Total...	152	0.00%

REP - Isabella County Road Commissioner - 2 Year (Started)

Under Vote: 27

Over Vote: 0

Kelly D. Beltinck	93	100.00%
Write-In	0	0.00%
Total...	93	0.00%

REP - Isabella County Drain Commissioner (Started)

Under Vote: 18

Over Vote: 0

Scott W. Brown	29	28.43%
Robert J. Willoughby	73	71.57%
Write-In	0	0.00%
Total...	102	0.00%

REP - County Commissioner District 3 (Started)

Under Vote: 29

Over Vote: 0

Jerry Jalszynski	90	98.90%
Write-In	1	1.10%
Total...	91	100.00%

REP - Chippewa Township Supervisor (Started)

Under Vote: 113

Over Vote: 0

Write-In	7	100.00%
Total...	7	100.00%

REP - Chippewa Township Clerk (Started)

Under Vote: 117

Over Vote: 0

Write-In	3	100.00%
Total...	3	100.00%

REP - Chippewa Township Treasurer (Started)

Under Vote: 117

Over Vote: 0

Write-In	3	100.00%
Total...	3	100.00%

Isabella_Pri_Aug16_E

August 2, 2016

Precinct Report

Isabella County

Accumulated Totals

Chippewa Township Precinct 1

REP - Chippewa Township Trustees (Started)

Under Vote: 235

Over Vote: 0

Write-In	5	100.00%
Total...	5	100.00%

REP - Chippewa Township Precinct 1 Delegate (Rep) (Started)

Under Vote: 278

Over Vote: 0

Jay M. Michaud	78	95.12%
Write-In	4	4.88%
Total...	82	100.00%

DEM - Representative in Congress 4th District (Started)

Under Vote: 38

Over Vote: 0

Write-In	16	100.00%
Total...	16	100.00%

DEM - State Representative 99th District (Started)

Under Vote: 6

Over Vote: 0

Bryan Mielke	48	100.00%
Write-In	0	0.00%
Total...	48	0.00%

DEM - Isabella County Prosecuting Attorney (Started)

Under Vote: 51

Over Vote: 0

Write-In	3	100.00%
Total...	3	100.00%

DEM - Isabella County Sheriff (Started)

Under Vote: 51

Over Vote: 0

Write-In	3	100.00%
Total...	3	100.00%

DEM - Isabella County Clerk (Started)

Under Vote: 11

Over Vote: 0

Chelsea Plevinski	43	100.00%
Write-In	0	0.00%
Total...	43	0.00%

DEM - Isabella County Treasurer (Started)

Under Vote: 50

Over Vote: 0

Write-In	4	100.00%
Total...	4	100.00%

DEM - Isabella County Register of Deeds (Started)

Under Vote: 11

Over Vote: 0

Randall Doyle	43	100.00%
---------------	----	---------

Isabella_Pri_Aug16_E

August 2, 2016

Precinct Report

Isabella County

Accumulated Totals

Chippewa Township Precinct 1

DEM - Isabella County Register of Deeds (Started)

Write-In	0	0.00%
Total...	43	0.00%

DEM - Isabella County Road Commissioner - 6 Year (Started)

Under Vote: 36

Over Vote: 0

Kevin M. Blumberg	36	50.00%
TJ Smith	36	50.00%
Write-In	0	0.00%
Total...	72	0.00%

DEM - Isabella County Road Commissioner - 2 Year (Started)

Under Vote: 51

Over Vote: 0

Write-In	3	100.00%
Total...	3	100.00%

DEM - Isabella County Drain Commissioner (Started)

Under Vote: 6

Over Vote: 0

Richard Jakubiec	19	39.58%
William Scott Moss	29	60.42%
Write-In	0	0.00%
Total...	48	0.00%

DEM - County Commissioner District 3 (Started)

Under Vote: 51

Over Vote: 0

Write-In	3	100.00%
Total...	3	100.00%

DEM - Chippewa Township Supervisor (Started)

Under Vote: 11

Over Vote: 0

Robert Paul Smith	42	97.67%
Write-In	1	2.33%
Total...	43	100.00%

DEM - Chippewa Township Clerk (Started)

Under Vote: 11

Over Vote: 0

Frances B. Ash	43	100.00%
Write-In	0	0.00%
Total...	43	0.00%

DEM - Chippewa Township Treasurer (Started)

Under Vote: 11

Over Vote: 0

Jan M. Gill	43	100.00%
Write-In	0	0.00%
Total...	43	0.00%

Isabella_Pri_Aug16_E

August 2, 2016

Precinct Report

Isabella County

Accumulated Totals

Chippewa Township Precinct 1

DEM - Chippewa Township Trustees (Started)

Under Vote: 35

Over Vote: 0

Gail Huber	32	43.84%
Michelle Quakenbush	41	56.16%
Write-In	0	0.00%
Total...	73	0.00%

DEM - Chippewa Township Precinct 1 Delegate (Dem) (Started)

Under Vote: 213

Over Vote: 0

Write-In	3	100.00%
Total...	3	100.00%

Isabella Co Renewel of Oper Millage (Started)

Under Vote: 37

Over Vote: 0

YES	72	49.32%
NO	74	50.68%
Total...	146	100.00%

Transportation Comm Millage Renewal (Started)

Under Vote: 36

Over Vote: 0

YES	82	55.78%
NO	65	44.22%
Total...	147	100.00%

Isabella_Pri_Aug16_E

August 2, 2016

Precinct Report

Isabella County

Accumulated Totals

Chippewa Township Precinct 2

Registration & Turnout		1,205	
Election Day Turnout	116	9.63%	
Election Day Manual Entry Turnout	0	0.00%	
County Clerk Turnout	0	0.00%	
AV Voting Locations Turnout	0	0.00%	
SPR Host Turnout	0	0.00%	
Total...	116	9.63%	

REP - Representative in Congress 4th District (Started)

Under Vote: 16

Over Vote: 0

John Moolenaar	65	100.00%	
Write-In	0	0.00%	
Total...	65	0.00%	

REP - State Representative 99th District (Started)

Under Vote: 3

Over Vote: 0

Roger Hauck	47	60.26%	
Robin Stressman	31	39.74%	
Write-In	0	0.00%	
Total...	78	0.00%	

REP - Isabella County Prosecuting Attorney (Started)

Under Vote: 18

Over Vote: 0

Risa Hunt-Scully	63	100.00%	
Write-In	0	0.00%	
Total...	63	0.00%	

REP - Isabella County Sheriff (Started)

Under Vote: 5

Over Vote: 0

Michael Hosking	20	26.32%	
Michael Main	56	73.68%	
Write-In	0	0.00%	
Total...	76	0.00%	

REP - Isabella County Clerk (Started)

Under Vote: 19

Over Vote: 0

Minde B. Lux	62	100.00%	
Write-In	0	0.00%	
Total...	62	0.00%	

REP - Isabella County Treasurer (Started)

Under Vote: 15

Over Vote: 0

Steven Pickens	66	100.00%	
Write-In	0	0.00%	
Total...	66	0.00%	

Isabella_Pri_Aug16_E

August 2, 2016

Precinct Report

Isabella County

Accumulated Totals

Chippewa Township Precinct 2

REP - Isabella County Register of Deeds (Started)

Under Vote: 20

Over Vote: 0

Karen R. Jackson	61	100.00%
Write-In	0	0.00%
Total...	61	0.00%

REP - Isabella County Road Commissioner - 6 Year (Started)

Under Vote: 66

Over Vote: 0

John M. Graham	44	45.83%
Terry Lee Turnwald	52	54.17%
Write-In	0	0.00%
Total...	96	0.00%

REP - Isabella County Road Commissioner - 2 Year (Started)

Under Vote: 16

Over Vote: 0

Kelly D. Beltinck	65	100.00%
Write-In	0	0.00%
Total...	65	0.00%

REP - Isabella County Drain Commissioner (Started)

Under Vote: 8

Over Vote: 0

Scott W. Brown	24	32.88%
Robert J. Willoughby	49	67.12%
Write-In	0	0.00%
Total...	73	0.00%

REP - County Commissioner District 4 (Started)

Under Vote: 17

Over Vote: 0

Jim Horton	64	100.00%
Write-In	0	0.00%
Total...	64	0.00%

REP - Chippewa Township Supervisor (Started)

Under Vote: 76

Over Vote: 0

Write-In	5	100.00%
Total...	5	100.00%

REP - Chippewa Township Clerk (Started)

Under Vote: 77

Over Vote: 0

Write-In	4	100.00%
Total...	4	100.00%

REP - Chippewa Township Treasurer (Started)

Under Vote: 79

Over Vote: 0

Write-In	2	100.00%
Total...	2	100.00%

Isabella_Pri_Aug16_E

August 2, 2016

Precinct Report

Isabella County

Accumulated Totals

Chippewa Township Precinct 2

REP - Chippewa Township Trustees (Started)

Under Vote: 159

Over Vote: 0

Write-In	3	100.00%
Total...	3	100.00%

REP - Chippewa Township Precinct 2 Delegate (Rep) (Started)

Under Vote: 63

Over Vote: 0

Kevin Colter	51	51.52%
Larry E. Miller	48	48.48%
Write-In	0	0.00%
Total...	99	0.00%

DEM - Representative in Congress 4th District (Started)

Under Vote: 23

Over Vote: 0

Write-In	6	100.00%
Total...	6	100.00%

DEM - State Representative 99th District (Started)

Under Vote: 2

Over Vote: 0

Bryan Mielke	27	100.00%
Write-In	0	0.00%
Total...	27	0.00%

DEM - Isabella County Prosecuting Attorney (Started)

Under Vote: 26

Over Vote: 0

Write-In	3	100.00%
Total...	3	100.00%

DEM - Isabella County Sheriff (Started)

Under Vote: 26

Over Vote: 0

Write-In	3	100.00%
Total...	3	100.00%

DEM - Isabella County Clerk (Started)

Under Vote: 7

Over Vote: 0

Chelsea Plevinski	22	100.00%
Write-In	0	0.00%
Total...	22	0.00%

DEM - Isabella County Treasurer (Started)

Under Vote: 27

Over Vote: 0

Write-In	2	100.00%
Total...	2	100.00%

Isabella_Pri_Aug16_E

August 2, 2016

Precinct Report

Isabella County

Accumulated Totals

Chippewa Township Precinct 2

DEM - Isabella County Register of Deeds (Started)

Under Vote: 7

Over Vote: 0

Randall Doyle	22	100.00%
Write-In	0	0.00%
Total...	22	0.00%

DEM - Isabella County Road Commissioner - 6 Year (Started)

Under Vote: 23

Over Vote: 0

Kevin M. Blumberg	19	54.29%
TJ Smith	16	45.71%
Write-In	0	0.00%
Total...	35	0.00%

DEM - Isabella County Road Commissioner - 2 Year (Started)

Under Vote: 27

Over Vote: 0

Write-In	2	100.00%
Total...	2	100.00%

DEM - Isabella County Drain Commissioner (Started)

Under Vote: 5

Over Vote: 0

Richard Jakubiec	13	54.17%
William Scott Moss	11	45.83%
Write-In	0	0.00%
Total...	24	0.00%

DEM - County Commissioner District 4 (Started)

Under Vote: 7

Over Vote: 0

Sara Spencer-Noggle	22	100.00%
Write-In	0	0.00%
Total...	22	0.00%

DEM - Chippewa Township Supervisor (Started)

Under Vote: 4

Over Vote: 0

Robert Paul Smith	25	100.00%
Write-In	0	0.00%
Total...	25	0.00%

DEM - Chippewa Township Clerk (Started)

Under Vote: 5

Over Vote: 0

Frances B. Ash	24	100.00%
Write-In	0	0.00%
Total...	24	0.00%

DEM - Chippewa Township Treasurer (Started)

Under Vote: 3

Over Vote: 0

Jan M. Gill	26	100.00%
-------------	----	---------

Isabella_Pri_Aug16_E

August 2, 2016

Precinct Report

Isabella County

Accumulated Totals

Chippewa Township Precinct 2

DEM - Chippewa Township Treasurer (Started)

Write-In	0	0.00%
Total...	26	0.00%

DEM - Chippewa Township Trustees (Started)

Under Vote: 16

Over Vote: 0

Gail Huber	22	52.38%
Michelle Quakenbush	20	47.62%
Write-In	0	0.00%
Total...	42	0.00%

DEM - Chippewa Township Precinct 2 Delegate (Dem) (Started)

Under Vote: 56

Over Vote: 0

Write-In	2	100.00%
Total...	2	100.00%

Isabella Co Renewel of Oper Millage (Started)

Under Vote: 20

Over Vote: 0

YES	38	39.58%
NO	58	60.42%
Total...	96	100.00%

Transportation Comm Millage Renewal (Started)

Under Vote: 19

Over Vote: 0

YES	50	51.55%
NO	47	48.45%
Total...	97	100.00%

Isabella_Pri_Aug16_E

August 2, 2016

Precinct Report

Isabella County

Accumulated Totals

Coe Township Precinct 1**Registration & Turnout** 1,282

Election Day Turnout	217	16.93%
Election Day Manual Entry Turnout	0	0.00%
County Clerk Turnout	0	0.00%
AV Voting Locations Turnout	0	0.00%
SPR Host Turnout	0	0.00%
Total...	217	16.93%

REP - Representative in Congress 4th District (Started)

Under Vote: 33

Over Vote: 0

John Moolenaar	153	100.00%
Write-In	0	0.00%
Total...	153	0.00%

REP - State Representative 99th District (Started)

Under Vote: 9

Over Vote: 0

Roger Hauck	100	56.50%
Robin Stressman	77	43.50%
Write-In	0	0.00%
Total...	177	0.00%

REP - Isabella County Prosecuting Attorney (Started)

Under Vote: 40

Over Vote: 1

Risa Hunt-Scully	145	100.00%
Write-In	0	0.00%
Total...	145	0.00%

REP - Isabella County Sheriff (Started)

Under Vote: 2

Over Vote: 0

Michael Hosking	15	8.15%
Michael Main	168	91.30%
Write-In	1	0.54%
Total...	184	100.00%

REP - Isabella County Clerk (Started)

Under Vote: 40

Over Vote: 0

Minde B. Lux	146	100.00%
Write-In	0	0.00%
Total...	146	0.00%

REP - Isabella County Treasurer (Started)

Under Vote: 31

Over Vote: 0

Steven Pickens	153	98.71%
Write-In	2	1.29%
Total...	155	100.00%

Isabella_Pri_Aug16_E

August 2, 2016

Precinct Report

Isabella County

Accumulated Totals

Coe Township Precinct 1

REP - Isabella County Register of Deeds (Started)

Under Vote: 36

Over Vote: 0

Karen R. Jackson	150	100.00%
Write-In	0	0.00%
Total...	150	0.00%

REP - Isabella County Road Commissioner - 6 Year (Started)

Under Vote: 119

Over Vote: 0

John M. Graham	104	41.11%
Terry Lee Turnwald	149	58.89%
Write-In	0	0.00%
Total...	253	0.00%

REP - Isabella County Road Commissioner - 2 Year (Started)

Under Vote: 44

Over Vote: 0

Kelly D. Beltinck	142	100.00%
Write-In	0	0.00%
Total...	142	0.00%

REP - Isabella County Drain Commissioner (Started)

Under Vote: 13

Over Vote: 0

Scott W. Brown	38	21.97%
Robert J. Willoughby	135	78.03%
Write-In	0	0.00%
Total...	173	0.00%

REP - County Commissioner District 3 (Started)

Under Vote: 32

Over Vote: 0

Jerry Jaloszynski	154	100.00%
Write-In	0	0.00%
Total...	154	0.00%

REP - Coe Township Supervisor (Started)

Under Vote: 37

Over Vote: 0

Mary Kay Maas	148	99.33%
Write-In	1	0.67%
Total...	149	100.00%

REP - Coe Township Clerk (Started)

Under Vote: 181

Over Vote: 0

Write-In	5	100.00%
Total...	5	100.00%

REP - Coe Township Treasurer (Started)

Under Vote: 36

Over Vote: 0

Teresa L. Meyer	150	100.00%
-----------------	-----	---------

Isabella_Pri_Aug16_E

August 2, 2016

Precinct Report

Isabella County

Accumulated Totals

Coe Township Precinct 1**REP - Coe Township Treasurer** (Started)

Write-In	0	0.00%
Total...	150	0.00%

REP - Coe Township Trustees (Started)

Under Vote: 121

Over Vote: 0

Dana Tomaski	109	43.43%
Joan Whitmore	142	56.57%
Write-In	0	0.00%
Total...	251	0.00%

REP - Coe Township Precinct 1 Delegate (Rep) (Started)

Under Vote: 317

Over Vote: 0

Karen R. Jackson	118	48.96%
Steven L. Jackson	120	49.79%
Write-In	3	1.24%
Total...	241	100.00%

DEM - Representative in Congress 4th District (Started)

Under Vote: 13

Over Vote: 0

Write-In	13	100.00%
Total...	13	100.00%

DEM - State Representative 99th District (Started)

Under Vote: 0

Over Vote: 0

Bryan Mielke	26	100.00%
Write-In	0	0.00%
Total...	26	0.00%

DEM - Isabella County Prosecuting Attorney (Started)

Under Vote: 24

Over Vote: 0

Write-In	2	100.00%
Total...	2	100.00%

DEM - Isabella County Sheriff (Started)

Under Vote: 23

Over Vote: 0

Write-In	3	100.00%
Total...	3	100.00%

DEM - Isabella County Clerk (Started)

Under Vote: 0

Over Vote: 0

Chelsea Plevinski	26	100.00%
Write-In	0	0.00%
Total...	26	0.00%

Isabella_Pri_Aug16_E

August 2, 2016

Precinct Report

Isabella County

Accumulated Totals

Coe Township Precinct 1

DEM - Isabella County Treasurer (Started)

Under Vote: 23

Over Vote: 0

Write-In	3	100.00%
Total...	3	100.00%

DEM - Isabella County Register of Deeds (Started)

Under Vote: 1

Over Vote: 0

Randall Doyle	25	100.00%
Write-In	0	0.00%
Total...	25	0.00%

DEM - Isabella County Road Commissioner - 6 Year (Started)

Under Vote: 13

Over Vote: 0

Kevin M. Blumberg	20	51.28%
TJ Smith	19	48.72%
Write-In	0	0.00%
Total...	39	0.00%

DEM - Isabella County Road Commissioner - 2 Year (Started)

Under Vote: 24

Over Vote: 0

Write-In	2	100.00%
Total...	2	100.00%

DEM - Isabella County Drain Commissioner (Started)

Under Vote: 3

Over Vote: 0

Richard Jakubiec	18	78.26%
William Scott Moss	5	21.74%
Write-In	0	0.00%
Total...	23	0.00%

DEM - County Commissioner District 3 (Started)

Under Vote: 24

Over Vote: 0

Write-In	2	100.00%
Total...	2	100.00%

DEM - Coe Township Supervisor (Started)

Under Vote: 24

Over Vote: 0

Write-In	2	100.00%
Total...	2	100.00%

DEM - Coe Township Clerk (Started)

Under Vote: 6

Over Vote: 0

Patricia K. Sandel	20	100.00%
Write-In	0	0.00%
Total...	20	0.00%

Isabella_Pri_Aug16_E

August 2, 2016

Precinct Report

Isabella County

Accumulated Totals

Coe Township Precinct 1

DEM - Coe Township Treasurer (Started)

Under Vote: 25

Over Vote: 0

Write-In

1 100.00%

Total... 1 100.00%

DEM - Coe Township Trustees (Started)

Under Vote: 51

Over Vote: 0

Write-In

1 100.00%

Total... 1 100.00%

DEM - Coe Township Precinct 1 Delegate (Dem) (Started)

Under Vote: 51

Over Vote: 0

Write-In

1 100.00%

Total... 1 100.00%

Isabella Co Renewal of Oper Millage (Started)

Under Vote: 20

Over Vote: 0

YES 97 49.24%

NO 100 50.76%

Total... 197 100.00%

Transportation Comm Millage Renewal (Started)

Under Vote: 18

Over Vote: 0

YES 120 60.30%

NO 79 39.70%

Total... 199 100.00%

Village of Shepherd Millage Rate (Started)

Under Vote: 11

Over Vote: 0

YES 44 41.12%

NO 63 58.88%

Total... 107 100.00%

Isabella_Pri_Aug16_E

August 2, 2016

Precinct Report

Isabella County

Accumulated Totals

Coe Township Precinct 2

Registration & Turnout 977

Election Day Turnout	204	20.88%
Election Day Manual Entry Turnout	0	0.00%
County Clerk Turnout	0	0.00%
AV Voting Locations Turnout	0	0.00%
SPR Host Turnout	0	0.00%
Total...	204	20.88%

REP - Representative in Congress 4th District (Started)

Under Vote: 28
Over Vote: 0

John Moolenaar	130	99.24%
Write-In	1	0.76%
Total...	131	100.00%

REP - State Representative 99th District (Started)

Under Vote: 6
Over Vote: 0

Roger Hauck	90	58.82%
Robin Stressman	63	41.18%
Write-In	0	0.00%
Total...	153	0.00%

REP - Isabella County Prosecuting Attorney (Started)

Under Vote: 31
Over Vote: 0

Risa Hunt-Scully	127	99.22%
Write-In	1	0.78%
Total...	128	100.00%

REP - Isabella County Sheriff (Started)

Under Vote: 1
Over Vote: 0

Michael Hosking	13	8.23%
Michael Main	145	91.77%
Write-In	0	0.00%
Total...	158	0.00%

REP - Isabella County Clerk (Started)

Under Vote: 37
Over Vote: 0

Minde B. Lux	121	99.18%
Write-In	1	0.82%
Total...	122	100.00%

REP - Isabella County Treasurer (Started)

Under Vote: 34
Over Vote: 0

Steven Pickens	125	100.00%
Write-In	0	0.00%
Total...	125	0.00%

Isabella_Pri_Aug16_E

August 2, 2016

Precinct Report

Isabella County

Accumulated Totals

Coe Township Precinct 2

REP - Isabella County Register of Deeds (Started)

Under Vote: 36

Over Vote: 0

Karen R. Jackson	123	100.00%
Write-In	0	0.00%
Total...	123	0.00%

REP - Isabella County Road Commissioner - 6 Year (Started)

Under Vote: 132

Over Vote: 0

John M. Graham	72	38.71%
Terry Lee Turnwald	114	61.29%
Write-In	0	0.00%
Total...	186	0.00%

REP - Isabella County Road Commissioner - 2 Year (Started)

Under Vote: 39

Over Vote: 0

Kelly D. Beltinck	120	100.00%
Write-In	0	0.00%
Total...	120	0.00%

REP - Isabella County Drain Commissioner (Started)

Under Vote: 18

Over Vote: 0

Scott W. Brown	34	24.11%
Robert J. Willoughby	107	75.89%
Write-In	0	0.00%
Total...	141	0.00%

REP - County Commissioner District 3 (Started)

Under Vote: 35

Over Vote: 1

Jerry Jaloszynski	123	100.00%
Write-In	0	0.00%
Total...	123	0.00%

REP - Coe Township Supervisor (Started)

Under Vote: 34

Over Vote: 0

Mary Kay Maas	124	99.20%
Write-In	1	0.80%
Total...	125	100.00%

REP - Coe Township Clerk (Started)

Under Vote: 152

Over Vote: 0

Write-In	7	100.00%
Total...	7	100.00%

REP - Coe Township Treasurer (Started)

Under Vote: 34

Over Vote: 0

Teresa L. Meyer	125	100.00%
-----------------	-----	---------

Isabella_Pri_Aug16_E

August 2, 2016

Precinct Report

Isabella County

Accumulated Totals

Coe Township Precinct 2

REP - Coe Township Treasurer (Started)

Write-In	0	0.00%
Total...	125	0.00%

REP - Coe Township Trustees (Started)

Under Vote: 124
Over Vote: 0

Dana Tomaski	84	43.30%
Joan Whitmore	109	56.19%
Write-In	1	0.52%
Total...	194	100.00%

REP - Coe Township Precinct 2 Delegate (Rep) (Started)

Under Vote: 313
Over Vote: 0

Write-In	5	100.00%
Total...	5	100.00%

DEM - Representative in Congress 4th District (Started)

Under Vote: 33
Over Vote: 0

Write-In	9	100.00%
Total...	9	100.00%

DEM - State Representative 99th District (Started)

Under Vote: 1
Over Vote: 0

Bryan Mielke	41	100.00%
Write-In	0	0.00%
Total...	41	0.00%

DEM - Isabella County Prosecuting Attorney (Started)

Under Vote: 38
Over Vote: 0

Write-In	4	100.00%
Total...	4	100.00%

DEM - Isabella County Sheriff (Started)

Under Vote: 39
Over Vote: 0

Write-In	3	100.00%
Total...	3	100.00%

DEM - Isabella County Clerk (Started)

Under Vote: 5
Over Vote: 0

Chelsea Plevinski	37	100.00%
Write-In	0	0.00%
Total...	37	0.00%

DEM - Isabella County Treasurer (Started)

Under Vote: 40
Over Vote: 0

Write-In	2	100.00%
Total...	2	100.00%

Isabella_Pri_Aug16_E

August 2, 2016

Precinct Report

Isabella County

Accumulated Totals

Coe Township Precinct 2

DEM - Isabella County Register of Deeds (Started)

Under Vote: 8

Over Vote: 0

Randall Doyle	34	100.00%
Write-In	0	0.00%
Total...	34	0.00%

DEM - Isabella County Road Commissioner - 6 Year (Started)

Under Vote: 19

Over Vote: 0

Kevin M. Blumberg	33	50.77%
TJ Smith	32	49.23%
Write-In	0	0.00%
Total...	65	0.00%

DEM - Isabella County Road Commissioner - 2 Year (Started)

Under Vote: 38

Over Vote: 0

Write-In	4	100.00%
Total...	4	100.00%

DEM - Isabella County Drain Commissioner (Started)

Under Vote: 1

Over Vote: 1

Richard Jakubiec	20	50.00%
William Scott Moss	20	50.00%
Write-In	0	0.00%
Total...	40	0.00%

DEM - County Commissioner District 3 (Started)

Under Vote: 40

Over Vote: 0

Write-In	2	100.00%
Total...	2	100.00%

DEM - Coe Township Supervisor (Started)

Under Vote: 41

Over Vote: 0

Write-In	1	100.00%
Total...	1	100.00%

DEM - Coe Township Clerk (Started)

Under Vote: 1

Over Vote: 0

Patricia K. Sandel	41	100.00%
Write-In	0	0.00%
Total...	41	0.00%

DEM - Coe Township Treasurer (Started)

Under Vote: 41

Over Vote: 0

Write-In	1	100.00%
Total...	1	100.00%

Isabella_Pri_Aug16_E

August 2, 2016

Precinct Report

Isabella County

Accumulated Totals

Coe Township Precinct 2

DEM - Coe Township Trustees (Started)

Under Vote: 83

Over Vote: 0

Write-In

1	100.00%
Total...	1 100.00%

DEM - Coe Township Precinct 2 Delegate (Dem) (Started)

Under Vote: 83

Over Vote: 0

Write-In

1	100.00%
Total...	1 100.00%

Isabella Co Renewel of Oper Millage (Started)

Under Vote: 23

Over Vote: 0

YES	94	51.93%
NO	87	48.07%
Total...	181	100.00%

Transportation Comm Millage Renewal (Started)

Under Vote: 23

Over Vote: 0

YES	99	54.70%
NO	82	45.30%
Total...	181	100.00%

Village of Shepherd Millage Rate (Started)

Under Vote: 10

Over Vote: 0

YES	53	51.96%
NO	49	48.04%
Total...	102	100.00%

Isabella_Pri_Aug16_E

August 2, 2016

Precinct Report

Isabella County

Accumulated Totals

Deerfield Township Precinct 1

Registration & Turnout		1,706	
Election Day Turnout	322	18.87%	
Election Day Manual Entry Turnout	0	0.00%	
County Clerk Turnout	0	0.00%	
AV Voting Locations Turnout	0	0.00%	
SPR Host Turnout	0	0.00%	
Total...	322	18.87%	

REP - Representative in Congress 4th District (Started)

Under Vote: 41
Over Vote: 0

John Moolenaar	193	100.00%	
Write-In	0	0.00%	
Total...	193	0.00%	

REP - State Representative 99th District (Started)

Under Vote: 5
Over Vote: 0

Roger Hauck	127	55.46%	
Robin Stressman	102	44.54%	
Write-In	0	0.00%	
Total...	229	0.00%	

REP - Isabella County Prosecuting Attorney (Started)

Under Vote: 57
Over Vote: 0

Risa Hunt-Scully	176	99.44%	
Write-In	1	0.56%	
Total...	177	100.00%	

REP - Isabella County Sheriff (Started)

Under Vote: 8
Over Vote: 0

Michael Hosking	32	14.16%	
Michael Main	194	85.84%	
Write-In	0	0.00%	
Total...	226	0.00%	

REP - Isabella County Clerk (Started)

Under Vote: 43
Over Vote: 0

Minde B. Lux	191	100.00%	
Write-In	0	0.00%	
Total...	191	0.00%	

REP - Isabella County Treasurer (Started)

Under Vote: 46
Over Vote: 0

Steven Pickens	188	100.00%	
Write-In	0	0.00%	
Total...	188	0.00%	

Isabella_Pri_Aug16_E

August 2, 2016

Precinct Report

Isabella County

Accumulated Totals

Deerfield Township Precinct 1

REP - Isabella County Register of Deeds (Started)

Under Vote: 54

Over Vote: 0

Karen R. Jackson	180	100.00%
Write-In	0	0.00%
Total...	180	0.00%

REP - Isabella County Road Commissioner - 6 Year (Started)

Under Vote: 173

Over Vote: 0

John M. Graham	144	48.81%
Terry Lee Turnwald	151	51.19%
Write-In	0	0.00%
Total...	295	0.00%

REP - Isabella County Road Commissioner - 2 Year (Started)

Under Vote: 55

Over Vote: 0

Kelly D. Beltinck	179	100.00%
Write-In	0	0.00%
Total...	179	0.00%

REP - Isabella County Drain Commissioner (Started)

Under Vote: 42

Over Vote: 0

Scott W. Brown	61	31.77%
Robert J. Willoughby	131	68.23%
Write-In	0	0.00%
Total...	192	0.00%

REP - County Commissioner District 2 (Started)

Under Vote: 22

Over Vote: 1

Frank Engler	146	69.19%
Ed Oplinger	65	30.81%
Write-In	0	0.00%
Total...	211	0.00%

REP - Deerfield Township Supervisor (Started)

Under Vote: 55

Over Vote: 0

Timothy Murphy	179	100.00%
Write-In	0	0.00%
Total...	179	0.00%

REP - Deerfield Township Clerk (Started)

Under Vote: 53

Over Vote: 0

Walter M. Nelson	180	99.45%
Write-In	1	0.55%
Total...	181	100.00%

Isabella_Pri_Aug16_E

August 2, 2016

Precinct Report

Isabella County

Accumulated Totals

Deerfield Township Precinct 1

REP - Deerfield Township Treasurer (Started)

Under Vote: 43

Over Vote: 0

Connie Lynch	191	100.00%
Write-In	0	0.00%
Total...	191	0.00%

REP - Deerfield Township Trustees (Started)

Under Vote: 169

Over Vote: 0

Alan Johns	155	51.84%
Randall Martin	142	47.49%
Write-In	2	0.67%
Total...	299	100.00%

REP - Deerfield Township Constable (Started)

Under Vote: 229

Over Vote: 0

Write-In	5	100.00%
Total...	5	100.00%

REP - Deerfield Township Precinct 1 Delegate (Rep) (Started)

Under Vote: 622

Over Vote: 0

Sharon A. Brown	178	56.69%
Evelyn M. Koehler	128	40.76%
Write-In	8	2.55%
Total...	314	100.00%

DEM - Representative in Congress 4th District (Started)

Under Vote: 47

Over Vote: 0

Write-In	38	100.00%
Total...	38	100.00%

DEM - State Representative 99th District (Started)

Under Vote: 4

Over Vote: 0

Bryan Mielke	80	98.77%
Write-In	1	1.23%
Total...	81	100.00%

DEM - Isabella County Prosecuting Attorney (Started)

Under Vote: 82

Over Vote: 0

Write-In	3	100.00%
Total...	3	100.00%

DEM - Isabella County Sheriff (Started)

Under Vote: 81

Over Vote: 0

Write-In	4	100.00%
Total...	4	100.00%

Isabella_Pri_Aug16_E

August 2, 2016

Precinct Report

Isabella County

Accumulated Totals

Deerfield Township Precinct 1

DEM - Isabella County Clerk (Started)

Under Vote: 15

Over Vote: 0

Chelsea Plevinski	70	100.00%
Write-In	0	0.00%
Total...	70	0.00%

DEM - Isabella County Treasurer (Started)

Under Vote: 83

Over Vote: 0

Write-In	2	100.00%
Total...	2	100.00%

DEM - Isabella County Register of Deeds (Started)

Under Vote: 14

Over Vote: 0

Randall Doyle	71	100.00%
Write-In	0	0.00%
Total...	71	0.00%

DEM - Isabella County Road Commissioner - 6 Year (Started)

Under Vote: 49

Over Vote: 0

Kevin M. Blumberg	64	52.89%
TJ Smith	57	47.11%
Write-In	0	0.00%
Total...	121	0.00%

DEM - Isabella County Road Commissioner - 2 Year (Started)

Under Vote: 83

Over Vote: 0

Write-In	2	100.00%
Total...	2	100.00%

DEM - Isabella County Drain Commissioner (Started)

Under Vote: 9

Over Vote: 1

Richard Jakubiec	48	64.00%
William Scott Moss	27	36.00%
Write-In	0	0.00%
Total...	75	0.00%

DEM - County Commissioner District 2 (Started)

Under Vote: 13

Over Vote: 0

John Haupt	72	100.00%
Write-In	0	0.00%
Total...	72	0.00%

DEM - Deerfield Township Supervisor (Started)

Under Vote: 85

Over Vote: 0

Write-In	0	0.00%
Total...	0	0.00%

Isabella_Pri_Aug16_E

August 2, 2016

Precinct Report

Isabella County

Accumulated Totals

Deerfield Township Precinct 1

DEM - Deerfield Township Clerk (Started)

Under Vote: 85

Over Vote: 0

Write-In	0	0.00%
Total...	0	0.00%

DEM - Deerfield Township Treasurer (Started)

Under Vote: 85

Over Vote: 0

Write-In	0	0.00%
Total...	0	0.00%

DEM - Deerfield Township Trustees (Started)

Under Vote: 170

Over Vote: 0

Write-In	0	0.00%
Total...	0	0.00%

DEM - Deerfield Township Constable (Started)

Under Vote: 85

Over Vote: 0

Write-In	0	0.00%
Total...	0	0.00%

DEM - Deerfield Township Precinct 1 Delegate (Dem) (Started)

Under Vote: 267

Over Vote: 0

Nancy J. White	72	98.63%
Write-In	1	1.37%
Total...	73	100.00%

Isabella Co Renewel of Oper Millage (Started)

Under Vote: 39

Over Vote: 0

YES	180	63.60%
NO	103	36.40%
Total...	283	100.00%

Transportation Comm Millage Renewal (Started)

Under Vote: 40

Over Vote: 0

YES	175	62.06%
NO	107	37.94%
Total...	282	100.00%

Montabella Comm Schools Millage Renewal (Started)

Under Vote: 8

Over Vote: 0

YES	21	65.63%
NO	11	34.38%
Total...	32	100.00%

Isabella_Pri_Aug16_E

August 2, 2016

Precinct Report

Isabella County

Accumulated Totals

Deerfield Township Precinct 2

Registration & Turnout 935

Election Day Turnout	158	16.90%
Election Day Manual Entry Turnout	0	0.00%
County Clerk Turnout	0	0.00%
AV Voting Locations Turnout	0	0.00%
SPR Host Turnout	0	0.00%
Total...	158	16.90%

REP - Representative in Congress 4th District (Started)

Under Vote: 39
Over Vote: 0

John Moolenaar	93	98.94%
Write-In	1	1.06%
Total...	94	100.00%

REP - State Representative 99th District (Started)

Under Vote: 2
Over Vote: 0

Roger Hauck	92	70.23%
Robin Stressman	39	29.77%
Write-In	0	0.00%
Total...	131	0.00%

REP - Isabella County Prosecuting Attorney (Started)

Under Vote: 32
Over Vote: 0

Risa Hunt-Scully	101	100.00%
Write-In	0	0.00%
Total...	101	0.00%

REP - Isabella County Sheriff (Started)

Under Vote: 2
Over Vote: 0

Michael Hosking	24	18.32%
Michael Main	107	81.68%
Write-In	0	0.00%
Total...	131	0.00%

REP - Isabella County Clerk (Started)

Under Vote: 28
Over Vote: 0

Minde B. Lux	105	100.00%
Write-In	0	0.00%
Total...	105	0.00%

REP - Isabella County Treasurer (Started)

Under Vote: 24
Over Vote: 0

Steven Pickens	108	99.08%
Write-In	1	0.92%
Total...	109	100.00%

Isabella_Pri_Aug16_E

August 2, 2016

Precinct Report

Isabella County

Accumulated Totals

Deerfield Township Precinct 2

REP - Isabella County Register of Deeds (Started)

Under Vote: 35

Over Vote: 0

Karen R. Jackson	98	100.00%
Write-In	0	0.00%
Total...	98	0.00%

REP - Isabella County Road Commissioner - 6 Year (Started)

Under Vote: 120

Over Vote: 0

John M. Graham	80	54.79%
Terry Lee Turnwald	66	45.21%
Write-In	0	0.00%
Total...	146	0.00%

REP - Isabella County Road Commissioner - 2 Year (Started)

Under Vote: 41

Over Vote: 0

Kelly D. Beltinck	92	100.00%
Write-In	0	0.00%
Total...	92	0.00%

REP - Isabella County Drain Commissioner (Started)

Under Vote: 27

Over Vote: 0

Scott W. Brown	35	33.02%
Robert J. Willoughby	71	66.98%
Write-In	0	0.00%
Total...	106	0.00%

REP - County Commissioner District 2 (Started)

Under Vote: 6

Over Vote: 0

Frank Engler	90	70.87%
Ed Oplinger	37	29.13%
Write-In	0	0.00%
Total...	127	0.00%

REP - Deerfield Township Supervisor (Started)

Under Vote: 32

Over Vote: 0

Timothy Murphy	100	99.01%
Write-In	1	0.99%
Total...	101	100.00%

REP - Deerfield Township Clerk (Started)

Under Vote: 36

Over Vote: 0

Walter M. Nelson	96	98.97%
Write-In	1	1.03%
Total...	97	100.00%

Isabella_Pri_Aug16_E

August 2, 2016

Precinct Report

Isabella County

Accumulated Totals

Deerfield Township Precinct 2

REP - Deerfield Township Treasurer (Started)

Under Vote: 29

Over Vote: 0

Connie Lynch	103	99.04%
Write-In	1	0.96%
Total...	104	100.00%

REP - Deerfield Township Trustees (Started)

Under Vote: 123

Over Vote: 0

Alan Johns	73	51.05%
Randall Martin	70	48.95%
Write-In	0	0.00%
Total...	143	0.00%

REP - Deerfield Township Constable (Started)

Under Vote: 130

Over Vote: 0

Write-In	3	100.00%
Total...	3	100.00%

REP - Deerfield Township Precinct 2 Delegate (Rep) (Started)

Under Vote: 301

Over Vote: 0

Frank Engler	96	97.96%
Write-In	2	2.04%
Total...	98	100.00%

DEM - Representative in Congress 4th District (Started)

Under Vote: 14

Over Vote: 0

Write-In	8	100.00%
Total...	8	100.00%

DEM - State Representative 99th District (Started)

Under Vote: 3

Over Vote: 0

Bryan Mielke	19	100.00%
Write-In	0	0.00%
Total...	19	0.00%

DEM - Isabella County Prosecuting Attorney (Started)

Under Vote: 21

Over Vote: 0

Write-In	1	100.00%
Total...	1	100.00%

DEM - Isabella County Sheriff (Started)

Under Vote: 21

Over Vote: 0

Write-In	1	100.00%
Total...	1	100.00%

Isabella_Pri_Aug16_E

August 2, 2016

Precinct Report

Isabella County

Accumulated Totals

Deerfield Township Precinct 2**DEM - Isabella County Clerk**

(Started)

Under Vote: 7

Over Vote: 0

Chelsea Plevinski

15 100.00%

Write-In

0 0.00%

Total... 15 0.00%

DEM - Isabella County Treasurer

(Started)

Under Vote: 22

Over Vote: 0

Write-In

0 0.00%

Total... 0 0.00%

DEM - Isabella County Register of Deeds

(Started)

Under Vote: 7

Over Vote: 0

Randall Doyle

15 100.00%

Write-In

0 0.00%

Total... 15 0.00%

DEM - Isabella County Road Commissioner - 6 Year

(Started)

Under Vote: 17

Over Vote: 0

Kevin M. Blumberg

16 59.26%

TJ Smith

11 40.74%

Write-In

0 0.00%

Total... 27 0.00%

DEM - Isabella County Road Commissioner - 2 Year

(Started)

Under Vote: 21

Over Vote: 0

Write-In

1 100.00%

Total... 1 100.00%

DEM - Isabella County Drain Commissioner

(Started)

Under Vote: 2

Over Vote: 0

Richard Jakubiec

11 55.00%

William Scott Moss

9 45.00%

Write-In

0 0.00%

Total... 20 0.00%

DEM - County Commissioner District 2

(Started)

Under Vote: 2

Over Vote: 0

John Haupt

20 100.00%

Write-In

0 0.00%

Total... 20 0.00%

DEM - Deerfield Township Supervisor

(Started)

Under Vote: 20

Over Vote: 0

Write-In

2 100.00%

Total... 2 100.00%

Isabella_Pri_Aug16_E

August 2, 2016

Precinct Report

Isabella County

Accumulated Totals

Deerfield Township Precinct 2

DEM - Deerfield Township Clerk (Started)

Under Vote: 21

Over Vote: 0

Write-In

	1	100.00%
Total...	1	100.00%

DEM - Deerfield Township Treasurer (Started)

Under Vote: 21

Over Vote: 0

Write-In

	1	100.00%
Total...	1	100.00%

DEM - Deerfield Township Trustees (Started)

Under Vote: 43

Over Vote: 0

Write-In

	1	100.00%
Total...	1	100.00%

DEM - Deerfield Township Constable (Started)

Under Vote: 21

Over Vote: 0

Write-In

	1	100.00%
Total...	1	100.00%

DEM - Deerfield Township Precinct 2 Delegate (Dem) (Started)

Under Vote: 17

Over Vote: 0

Tammy Cingano

12 44.44%

Toni Sessoms

15 55.56%

Write-In

0 0.00%

Total... 27 0.00%

Isabella Co Renewel of Oper Millage (Started)

Under Vote: 25

Over Vote: 0

YES

78 58.65%

NO

55 41.35%

Total... 133 100.00%

Transportation Comm Millage Renewal (Started)

Under Vote: 24

Over Vote: 0

YES

85 63.43%

NO

49 36.57%

Total... 134 100.00%

Isabella_Pri_Aug16_E**August 2, 2016****Precinct Report****Isabella County****Accumulated Totals****Denver Township Precinct 1**

Registration & Turnout		822	
Election Day Turnout	122	14.84%	
Election Day Manual Entry Turnout	0	0.00%	
County Clerk Turnout	0	0.00%	
AV Voting Locations Turnout	0	0.00%	
SPR Host Turnout	0	0.00%	
Total...	122	14.84%	

REP - Representative in Congress 4th District (Started)

Under Vote: 25
Over Vote: 0

John Moolenaar	60	98.36%	
Write-In	1	1.64%	
Total...	61	100.00%	

REP - State Representative 99th District (Started)

Under Vote: 3
Over Vote: 0

Roger Hauck	65	78.31%	
Robin Stressman	18	21.69%	
Write-In	0	0.00%	
Total...	83	0.00%	

REP - Isabella County Prosecuting Attorney (Started)

Under Vote: 28
Over Vote: 0

Risa Hunt-Scully	57	98.28%	
Write-In	1	1.72%	
Total...	58	100.00%	

REP - Isabella County Sheriff (Started)

Under Vote: 2
Over Vote: 0

Michael Hosking	24	28.57%	
Michael Main	60	71.43%	
Write-In	0	0.00%	
Total...	84	0.00%	

REP - Isabella County Clerk (Started)

Under Vote: 17
Over Vote: 0

Minde B. Lux	68	98.55%	
Write-In	1	1.45%	
Total...	69	100.00%	

REP - Isabella County Treasurer (Started)

Under Vote: 13
Over Vote: 0

Steven Pickens	72	98.63%	
Write-In	1	1.37%	
Total...	73	100.00%	

Isabella_Pri_Aug16_E

August 2, 2016

Precinct Report

Isabella County

Accumulated Totals

Denver Township Precinct 1

REP - Isabella County Register of Deeds (Started)

Under Vote: 22

Over Vote: 0

Karen R. Jackson	63	98.44%
Write-In	1	1.56%
Total...	64	100.00%

REP - Isabella County Road Commissioner - 6 Year (Started)

Under Vote: 75

Over Vote: 0

John M. Graham	50	51.55%
Terry Lee Turnwald	47	48.45%
Write-In	0	0.00%
Total...	97	0.00%

REP - Isabella County Road Commissioner - 2 Year (Started)

Under Vote: 20

Over Vote: 0

Kelly D. Beltinck	65	98.48%
Write-In	1	1.52%
Total...	66	100.00%

REP - Isabella County Drain Commissioner (Started)

Under Vote: 11

Over Vote: 1

Scott W. Brown	27	36.49%
Robert J. Willoughby	46	62.16%
Write-In	1	1.35%
Total...	74	100.00%

REP - County Commissioner District 1 (Started)

Under Vote: 18

Over Vote: 0

George A. Green	68	100.00%
Write-In	0	0.00%
Total...	68	0.00%

REP - Denver Township Supervisor (Started)

Under Vote: 16

Over Vote: 0

John J. Pedjac	70	100.00%
Write-In	0	0.00%
Total...	70	0.00%

REP - Denver Township Clerk (Started)

Under Vote: 16

Over Vote: 0

Tammy L. Prout	70	100.00%
Write-In	0	0.00%
Total...	70	0.00%

Isabella_Pri_Aug16_E

August 2, 2016

Precinct Report

Isabella County

Accumulated Totals

Denver Township Precinct 1

REP - Denver Township Treasurer (Started)

Under Vote: 78

Over Vote: 0

Write-In	8	100.00%
Total...	8	100.00%

REP - Denver Township Trustees (Started)

Under Vote: 108

Over Vote: 0

Pamela K. Evans	64	100.00%
Write-In	0	0.00%
Total...	64	0.00%

REP - Denver Township Delegate (Rep) (Started)

Under Vote: 63

Over Vote: 0

Lois Mayer	52	47.71%
John J. Pedjac	57	52.29%
Write-In	0	0.00%
Total...	109	0.00%

DEM - Representative in Congress 4th District (Started)

Under Vote: 19

Over Vote: 0

Write-In	14	100.00%
Total...	14	100.00%

DEM - State Representative 99th District (Started)

Under Vote: 3

Over Vote: 0

Bryan Mielke	30	100.00%
Write-In	0	0.00%
Total...	30	0.00%

DEM - Isabella County Prosecuting Attorney (Started)

Under Vote: 28

Over Vote: 0

Write-In	5	100.00%
Total...	5	100.00%

DEM - Isabella County Sheriff (Started)

Under Vote: 27

Over Vote: 0

Write-In	6	100.00%
Total...	6	100.00%

DEM - Isabella County Clerk (Started)

Under Vote: 10

Over Vote: 0

Chelsea Plevinski	23	100.00%
Write-In	0	0.00%
Total...	23	0.00%

Isabella_Pri_Aug16_E

August 2, 2016

Precinct Report

Isabella County

Accumulated Totals

Denver Township Precinct 1

DEM - Isabella County Treasurer (Started)

Under Vote: 29

Over Vote: 0

Write-In	4	100.00%
Total...	4	100.00%

DEM - Isabella County Register of Deeds (Started)

Under Vote: 7

Over Vote: 0

Randall Doyle	26	100.00%
Write-In	0	0.00%
Total...	26	0.00%

DEM - Isabella County Road Commissioner - 6 Year (Started)

Under Vote: 24

Over Vote: 0

Kevin M. Blumberg	19	45.24%
TJ Smith	23	54.76%
Write-In	0	0.00%
Total...	42	0.00%

DEM - Isabella County Road Commissioner - 2 Year (Started)

Under Vote: 28

Over Vote: 0

Write-In	5	100.00%
Total...	5	100.00%

DEM - Isabella County Drain Commissioner (Started)

Under Vote: 4

Over Vote: 2

Richard Jakubiec	11	40.74%
William Scott Moss	16	59.26%
Write-In	0	0.00%
Total...	27	0.00%

DEM - County Commissioner District 1 (Started)

Under Vote: 28

Over Vote: 0

Write-In	5	100.00%
Total...	5	100.00%

DEM - Denver Township Supervisor (Started)

Under Vote: 28

Over Vote: 0

Write-In	5	100.00%
Total...	5	100.00%

DEM - Denver Township Clerk (Started)

Under Vote: 28

Over Vote: 0

Write-In	5	100.00%
Total...	5	100.00%

Isabella_Pri_Aug16_E

August 2, 2016

Precinct Report

Isabella County

Accumulated Totals

Denver Township Precinct 1

DEM - Denver Township Treasurer (Started)

Under Vote: 5

Over Vote: 0

Monica Kampf-Carroll	28	100.00%
Write-In	0	0.00%
Total...	28	0.00%

DEM - Denver Township Trustees (Started)

Under Vote: 37

Over Vote: 0

Jacqueline E. Curtis	28	96.55%
Write-In	1	3.45%
Total...	29	100.00%

DEM - Denver Township Delegate (Dem) (Started)

Under Vote: 60

Over Vote: 0

Write-In	6	100.00%
Total...	6	100.00%

Isabella Co Renewel of Oper Millage (Started)

Under Vote: 5

Over Vote: 0

YES	58	49.57%
NO	59	50.43%
Total...	117	100.00%

Transportation Comm Millage Renewal (Started)

Under Vote: 8

Over Vote: 0

YES	55	48.25%
NO	59	51.75%
Total...	114	100.00%

Isabella_Pri_Aug16_E

August 2, 2016

Precinct Report

Isabella County

Accumulated Totals

Fremont Township Precinct 1

Registration & Turnout 1,018

Election Day Turnout	207	20.33%
Election Day Manual Entry Turnout	0	0.00%
County Clerk Turnout	0	0.00%
AV Voting Locations Turnout	0	0.00%
SPR Host Turnout	0	0.00%
Total...	207	20.33%

REP - Representative in Congress 4th District (Started)

Under Vote: 33
Over Vote: 0

John Moolenaar	144	99.31%
Write-In	1	0.69%
Total...	145	100.00%

REP - State Representative 99th District (Started)

Under Vote: 12
Over Vote: 0

Roger Hauck	119	71.69%
Robin Stressman	47	28.31%
Write-In	0	0.00%
Total...	166	0.00%

REP - Isabella County Prosecuting Attorney (Started)

Under Vote: 39
Over Vote: 0

Risa Hunt-Scully	138	99.28%
Write-In	1	0.72%
Total...	139	100.00%

REP - Isabella County Sheriff (Started)

Under Vote: 3
Over Vote: 0

Michael Hosking	14	8.00%
Michael Main	161	92.00%
Write-In	0	0.00%
Total...	175	0.00%

REP - Isabella County Clerk (Started)

Under Vote: 30
Over Vote: 0

Minde B. Lux	147	99.32%
Write-In	1	0.68%
Total...	148	100.00%

REP - Isabella County Treasurer (Started)

Under Vote: 32
Over Vote: 0

Steven Pickens	145	99.32%
Write-In	1	0.68%
Total...	146	100.00%

Isabella_Pri_Aug16_E

August 2, 2016

Precinct Report

Isabella County

Accumulated Totals

Fremont Township Precinct 1

REP - Isabella County Register of Deeds (Started)

Under Vote: 39

Over Vote: 0

Karen R. Jackson	139	100.00%
Write-In	0	0.00%
Total...	139	0.00%

REP - Isabella County Road Commissioner - 6 Year (Started)

Under Vote: 141

Over Vote: 0

John M. Graham	97	45.12%
Terry Lee Turnwald	118	54.88%
Write-In	0	0.00%
Total...	215	0.00%

REP - Isabella County Road Commissioner - 2 Year (Started)

Under Vote: 41

Over Vote: 0

Kelly D. Beltinck	135	98.54%
Write-In	2	1.46%
Total...	137	100.00%

REP - Isabella County Drain Commissioner (Started)

Under Vote: 14

Over Vote: 0

Scott W. Brown	41	25.00%
Robert J. Willoughby	123	75.00%
Write-In	0	0.00%
Total...	164	0.00%

REP - County Commissioner District 3 (Started)

Under Vote: 36

Over Vote: 0

Jerry Jaloszynski	142	100.00%
Write-In	0	0.00%
Total...	142	0.00%

REP - Fremont Township Supervisor (Started)

Under Vote: 30

Over Vote: 0

Gerad Himebaugh	147	99.32%
Write-In	1	0.68%
Total...	148	100.00%

REP - Fremont Township Clerk (Started)

Under Vote: 30

Over Vote: 0

John Schimmelmann	148	100.00%
Write-In	0	0.00%
Total...	148	0.00%

Isabella_Pri_Aug16_E

August 2, 2016

Precinct Report

Isabella County

Accumulated Totals

Fremont Township Precinct 1

REP - Fremont Township Treasurer (Started)

Under Vote: 29

Over Vote: 0

Shirlee Vanbonn	149	100.00%
Write-In	0	0.00%
Total...	149	0.00%

REP - Fremont Township Trustees (Started)

Under Vote: 352

Over Vote: 0

Write-In	4	100.00%
Total...	4	100.00%

REP - Fremont Township Delegate (Rep) (Started)

Under Vote: 128

Over Vote: 0

Donald Eckland	54	23.68%
Renae Eckland	59	25.88%
Georgina Main	113	49.56%
Write-In	2	0.88%
Total...	228	100.00%

DEM - Representative in Congress 4th District (Started)

Under Vote: 13

Over Vote: 0

Write-In	9	100.00%
Total...	9	100.00%

DEM - State Representative 99th District (Started)

Under Vote: 3

Over Vote: 0

Bryan Mielke	19	100.00%
Write-In	0	0.00%
Total...	19	0.00%

DEM - Isabella County Prosecuting Attorney (Started)

Under Vote: 16

Over Vote: 0

Write-In	6	100.00%
Total...	6	100.00%

DEM - Isabella County Sheriff (Started)

Under Vote: 17

Over Vote: 0

Write-In	5	100.00%
Total...	5	100.00%

DEM - Isabella County Clerk (Started)

Under Vote: 3

Over Vote: 0

Chelsea Plevinski	19	100.00%
Write-In	0	0.00%
Total...	19	0.00%

Isabella_Pri_Aug16_E

August 2, 2016

Precinct Report

Isabella County

Accumulated Totals

Fremont Township Precinct 1

DEM - Isabella County Treasurer (Started)

Under Vote: 18

Over Vote: 0

Write-In	4	100.00%
Total...	4	100.00%

DEM - Isabella County Register of Deeds (Started)

Under Vote: 4

Over Vote: 0

Randall Doyle	18	100.00%
Write-In	0	0.00%
Total...	18	0.00%

DEM - Isabella County Road Commissioner - 6 Year (Started)

Under Vote: 13

Over Vote: 0

Kevin M. Blumberg	18	58.06%
TJ Smith	13	41.94%
Write-In	0	0.00%
Total...	31	0.00%

DEM - Isabella County Road Commissioner - 2 Year (Started)

Under Vote: 17

Over Vote: 0

Write-In	5	100.00%
Total...	5	100.00%

DEM - Isabella County Drain Commissioner (Started)

Under Vote: 2

Over Vote: 1

Richard Jakubiec	10	52.63%
William Scott Moss	9	47.37%
Write-In	0	0.00%
Total...	19	0.00%

DEM - County Commissioner District 3 (Started)

Under Vote: 18

Over Vote: 0

Write-In	4	100.00%
Total...	4	100.00%

DEM - Fremont Township Supervisor (Started)

Under Vote: 18

Over Vote: 0

Write-In	4	100.00%
Total...	4	100.00%

DEM - Fremont Township Clerk (Started)

Under Vote: 18

Over Vote: 0

Write-In	4	100.00%
Total...	4	100.00%

Isabella_Pri_Aug16_E

August 2, 2016

Precinct Report

Isabella County

Accumulated Totals

Fremont Township Precinct 1

DEM - Fremont Township Treasurer (Started)

Under Vote: 18

Over Vote: 0

Write-In	4	100.00%
Total...	4	100.00%

DEM - Fremont Township Trustees (Started)

Under Vote: 11

Over Vote: 0

Ruth Barrett	19	57.58%
Gary Curtiss	14	42.42%
Write-In	0	0.00%
Total...	33	0.00%

DEM - Fremont Township Delegate (Dem) (Started)

Under Vote: 40

Over Vote: 0

Write-In	4	100.00%
Total...	4	100.00%

Isabella Co Renewel of Oper Millage (Started)

Under Vote: 26

Over Vote: 0

YES	87	48.07%
NO	94	51.93%
Total...	181	100.00%

Transportation Comm Millage Renewal (Started)

Under Vote: 23

Over Vote: 0

YES	94	51.09%
NO	90	48.91%
Total...	184	100.00%

Montabelia Comm Schools Millage Renewal (Started)

Under Vote: 4

Over Vote: 0

YES	24	61.54%
NO	15	38.46%
Total...	39	100.00%

Isabella_Pri_Aug16_E

August 2, 2016

Precinct Report

Isabella County

Accumulated Totals

Gilmore Township Precinct 1

Registration & Turnout		1,025	
Election Day Turnout	163	15.90%	
Election Day Manual Entry Turnout	0	0.00%	
County Clerk Turnout	0	0.00%	
AV Voting Locations Turnout	0	0.00%	
SPR Host Turnout	0	0.00%	
Total...	163	15.90%	

REP - Representative in Congress 4th District (Started)

Under Vote: 18			
Over Vote: 1			
John Moolenaar	104	99.05%	
Write-In	1	0.95%	
Total...	105	100.00%	

REP - State Representative 99th District (Started)

Under Vote: 7			
Over Vote: 2			
Roger Hauck	98	85.22%	
Robin Stressman	17	14.78%	
Write-In	0	0.00%	
Total...	115	0.00%	

REP - Isabella County Prosecuting Attorney (Started)

Under Vote: 19			
Over Vote: 1			
Risa Hunt-Scully	103	99.04%	
Write-In	1	0.96%	
Total...	104	100.00%	

REP - Isabella County Sheriff (Started)

Under Vote: 7			
Over Vote: 2			
Michael Hosking	41	35.65%	
Michael Main	74	64.35%	
Write-In	0	0.00%	
Total...	115	0.00%	

REP - Isabella County Clerk (Started)

Under Vote: 16			
Over Vote: 1			
Minde B. Lux	107	100.00%	
Write-In	0	0.00%	
Total...	107	0.00%	

REP - Isabella County Treasurer (Started)

Under Vote: 13			
Over Vote: 1			
Steven Pickens	110	100.00%	
Write-In	0	0.00%	
Total...	110	0.00%	

Isabella_Pri_Aug16_E

August 2, 2016

Precinct Report

Isabella County

Accumulated Totals

Gilmore Township Precinct 1

REP - Isabella County Register of Deeds (Started)

Under Vote: 19

Over Vote: 1

Karen R. Jackson	104	100.00%
Write-In	0	0.00%
Total...	104	0.00%

REP - Isabella County Road Commissioner - 6 Year (Started)

Under Vote: 71

Over Vote: 0

John M. Graham	101	57.06%
Terry Lee Turnwald	75	42.37%
Write-In	1	0.56%
Total...	177	100.00%

REP - Isabella County Road Commissioner - 2 Year (Started)

Under Vote: 15

Over Vote: 1

Kelly D. Beltinck	108	100.00%
Write-In	0	0.00%
Total...	108	0.00%

REP - Isabella County Drain Commissioner (Started)

Under Vote: 17

Over Vote: 2

Scott W. Brown	42	40.00%
Robert J. Willoughby	63	60.00%
Write-In	0	0.00%
Total...	105	0.00%

REP - County Commissioner District 1 (Started)

Under Vote: 15

Over Vote: 1

George A. Green	108	100.00%
Write-In	0	0.00%
Total...	108	0.00%

REP - Gilmore Township Supervisor (Started)

Under Vote: 26

Over Vote: 2

Vince Stark	95	98.96%
Write-In	1	1.04%
Total...	96	100.00%

REP - Gilmore Township Clerk (Started)

Under Vote: 24

Over Vote: 1

Thomas G. Gibbs	98	98.99%
Write-In	1	1.01%
Total...	99	100.00%

Isabella_Pri_Aug16_E

August 2, 2016

Precinct Report

Isabella County

Accumulated Totals

Gilmore Township Precinct 1

REP - Gilmore Township Treasurer (Started)

Under Vote: 19

Over Vote: 1

Patricia L. Marshall	104	100.00%
Write-In	0	0.00%
Total...	104	0.00%

REP - Gilmore Township Trustees (Started)

Under Vote: 87

Over Vote: 0

John McConnell	91	56.52%
Charles Rogalski	68	42.24%
Write-In	2	1.24%
Total...	161	100.00%

REP - Gilmore Township Delegate (Rep) (Started)

Under Vote: 55

Over Vote: 2

Lester Frick	38	19.90%
Theodore H. Mattonen	24	12.57%
Diane L. McConnell	57	29.84%
John McConnell	71	37.17%
Write-In	1	0.52%
Total...	191	100.00%

DEM - Representative in Congress 4th District (Started)

Under Vote: 19

Over Vote: 0

Write-In	11	100.00%
Total...	11	100.00%

DEM - State Representative 99th District (Started)

Under Vote: 2

Over Vote: 0

Bryan Mielke	28	100.00%
Write-In	0	0.00%
Total...	28	0.00%

DEM - Isabella County Prosecuting Attorney (Started)

Under Vote: 26

Over Vote: 0

Write-In	4	100.00%
Total...	4	100.00%

DEM - Isabella County Sheriff (Started)

Under Vote: 26

Over Vote: 0

Write-In	4	100.00%
Total...	4	100.00%

DEM - Isabella County Clerk (Started)

Under Vote: 7

Over Vote: 0

Chelsea Plevinski	23	100.00%
-------------------	----	---------

Isabella_Pri_Aug16_E

August 2, 2016

Precinct Report

Isabella County

Accumulated Totals

Gilmore Township Precinct 1

DEM - Isabella County Clerk (Started)

Write-In	0	0.00%
Total...	23	0.00%

DEM - Isabella County Treasurer (Started)

Under Vote: 29

Over Vote: 0

Write-In	1	100.00%
Total...	1	100.00%

DEM - Isabella County Register of Deeds (Started)

Under Vote: 5

Over Vote: 0

Randall Doyle	25	100.00%
Write-In	0	0.00%
Total...	25	0.00%

DEM - Isabella County Road Commissioner - 6 Year (Started)

Under Vote: 13

Over Vote: 0

Kevin M. Blumberg	26	55.32%
TJ Smith	21	44.68%
Write-In	0	0.00%
Total...	47	0.00%

DEM - Isabella County Road Commissioner - 2 Year (Started)

Under Vote: 28

Over Vote: 0

Write-In	2	100.00%
Total...	2	100.00%

DEM - Isabella County Drain Commissioner (Started)

Under Vote: 2

Over Vote: 2

Richard Jakubiec	14	53.85%
William Scott Moss	12	46.15%
Write-In	0	0.00%
Total...	26	0.00%

DEM - County Commissioner District 1 (Started)

Under Vote: 28

Over Vote: 0

Write-In	2	100.00%
Total...	2	100.00%

DEM - Gilmore Township Supervisor (Started)

Under Vote: 29

Over Vote: 0

Write-In	1	100.00%
Total...	1	100.00%

Isabella_Pri_Aug16_E

August 2, 2016

Precinct Report

Isabella County

Accumulated Totals

Gilmore Township Precinct 1

DEM - Gilmore Township Clerk (Started)

Under Vote: 28

Over Vote: 0

Write-In		2	100.00%
	Total...	2	100.00%

DEM - Gilmore Township Treasurer (Started)

Under Vote: 29

Over Vote: 0

Write-In		1	100.00%
	Total...	1	100.00%

DEM - Gilmore Township Trustees (Started)

Under Vote: 57

Over Vote: 0

Write-In		3	100.00%
	Total...	3	100.00%

DEM - Gilmore Township Delegate (Dem) (Started)

Under Vote: 59

Over Vote: 0

Write-In		1	100.00%
	Total...	1	100.00%

Isabella Co Renewel of Oper Millage (Started)

Under Vote: 23

Over Vote: 0

YES		90	64.29%
NO		50	35.71%
	Total...	140	100.00%

Transportation Comm Millage Renewal (Started)

Under Vote: 20

Over Vote: 0

YES		83	58.04%
NO		60	41.96%
	Total...	143	100.00%

Gilmore Twp Renewal of Fire Protection (Started)

Under Vote: 24

Over Vote: 1

YES		114	82.61%
NO		24	17.39%
	Total...	138	100.00%

Isabella_Pri_Aug16_E

August 2, 2016

Precinct Report

Isabella County

Accumulated Totals

Isabella Township Precinct 1

Registration & Turnout 1,644

Election Day Turnout	239	14.54%
Election Day Manual Entry Turnout	0	0.00%
County Clerk Turnout	0	0.00%
AV Voting Locations Turnout	0	0.00%
SPR Host Turnout	0	0.00%
Total...	239	14.54%

REP - Representative in Congress 4th District (Started)

Under Vote: 29

Over Vote: 0

John Moolenaar	140	100.00%
Write-In	0	0.00%
Total...	140	0.00%

REP - State Representative 99th District (Started)

Under Vote: 8

Over Vote: 0

Roger Hauck	108	67.08%
Robin Stressman	53	32.92%
Write-In	0	0.00%
Total...	161	0.00%

REP - Isabella County Prosecuting Attorney (Started)

Under Vote: 31

Over Vote: 0

Risa Hunt-Scully	137	99.28%
Write-In	1	0.72%
Total...	138	100.00%

REP - Isabella County Sheriff (Started)

Under Vote: 4

Over Vote: 0

Michael Hosking	37	22.42%
Michael Main	128	77.58%
Write-In	0	0.00%
Total...	165	0.00%

REP - Isabella County Clerk (Started)

Under Vote: 28

Over Vote: 0

Minde B. Lux	141	100.00%
Write-In	0	0.00%
Total...	141	0.00%

REP - Isabella County Treasurer (Started)

Under Vote: 26

Over Vote: 0

Steven Pickens	143	100.00%
Write-In	0	0.00%
Total...	143	0.00%

Isabella_Pri_Aug16_E

August 2, 2016

Precinct Report

Isabella County

Accumulated Totals

Isabella Township Precinct 1

REP - Isabella County Register of Deeds (Started)

Under Vote: 35

Over Vote: 0

Karen R. Jackson	134	100.00%
Write-In	0	0.00%
Total...	134	0.00%

REP - Isabella County Road Commissioner - 6 Year (Started)

Under Vote: 122

Over Vote: 0

John M. Graham	123	56.94%
Terry Lee Turnwald	93	43.06%
Write-In	0	0.00%
Total...	216	0.00%

REP - Isabella County Road Commissioner - 2 Year (Started)

Under Vote: 27

Over Vote: 0

Kelly D. Beltinck	142	100.00%
Write-In	0	0.00%
Total...	142	0.00%

REP - Isabella County Drain Commissioner (Started)

Under Vote: 31

Over Vote: 0

Scott W. Brown	52	37.68%
Robert J. Willoughby	85	61.59%
Write-In	1	0.72%
Total...	138	100.00%

REP - County Commissioner District 1 (Started)

Under Vote: 29

Over Vote: 0

George A. Green	139	99.29%
Write-In	1	0.71%
Total...	140	100.00%

REP - Isabella Township Supervisor (Started)

Under Vote: 35

Over Vote: 0

Rick Ervin	134	100.00%
Write-In	0	0.00%
Total...	134	0.00%

REP - Isabella Township Clerk (Started)

Under Vote: 166

Over Vote: 0

Write-In	3	100.00%
Total...	3	100.00%

Isabella_Pri_Aug16_E

August 2, 2016

Precinct Report

Isabella County

Accumulated Totals

Isabella Township Precinct 1

REP - Isabella Township Treasurer (Started)

Under Vote: 166
Over Vote: 0

Write-In	3	100.00%
Total...	3	100.00%

REP - Isabella Township Trustees (Started)

Under Vote: 120
Over Vote: 0

Thomas Reihl	110	50.46%
Robert Walton	107	49.08%
Write-In	1	0.46%
Total...	218	100.00%

REP - Isabella Township Delegate (Rep) (Started)

Under Vote: 396
Over Vote: 0

Richard Swindlehurst	110	99.10%
Write-In	1	0.90%
Total...	111	100.00%

DEM - Representative in Congress 4th District (Started)

Under Vote: 41
Over Vote: 0

Write-In	9	100.00%
Total...	9	100.00%

DEM - State Representative 99th District (Started)

Under Vote: 7
Over Vote: 1

Bryan Mielke	42	100.00%
Write-In	0	0.00%
Total...	42	0.00%

DEM - Isabella County Prosecuting Attorney (Started)

Under Vote: 47
Over Vote: 0

Write-In	3	100.00%
Total...	3	100.00%

DEM - Isabella County Sheriff (Started)

Under Vote: 47
Over Vote: 0

Write-In	3	100.00%
Total...	3	100.00%

DEM - Isabella County Clerk (Started)

Under Vote: 18
Over Vote: 1

Chelsea Plevinski	31	100.00%
Write-In	0	0.00%
Total...	31	0.00%

Isabella_Pri_Aug16_E

August 2, 2016

Precinct Report

Isabella County

Accumulated Totals

Isabella Township Precinct 1

DEM - Isabella County Treasurer (Started)

Under Vote: 47

Over Vote: 0

Write-In	3	100.00%
Total...	3	100.00%

DEM - Isabella County Register of Deeds (Started)

Under Vote: 17

Over Vote: 1

Randall Doyle	32	100.00%
Write-In	0	0.00%
Total...	32	0.00%

DEM - Isabella County Road Commissioner - 6 Year (Started)

Under Vote: 47

Over Vote: 2

Kevin M. Blumberg	30	58.82%
TJ Smith	21	41.18%
Write-In	0	0.00%
Total...	51	0.00%

DEM - Isabella County Road Commissioner - 2 Year (Started)

Under Vote: 48

Over Vote: 0

Write-In	2	100.00%
Total...	2	100.00%

DEM - Isabella County Drain Commissioner (Started)

Under Vote: 8

Over Vote: 1

Richard Jakubiec	19	46.34%
William Scott Moss	22	53.66%
Write-In	0	0.00%
Total...	41	0.00%

DEM - County Commissioner District 1 (Started)

Under Vote: 49

Over Vote: 0

Write-In	1	100.00%
Total...	1	100.00%

DEM - Isabella Township Supervisor (Started)

Under Vote: 48

Over Vote: 0

Write-In	2	100.00%
Total...	2	100.00%

DEM - Isabella Township Clerk (Started)

Under Vote: 11

Over Vote: 1

Cara Lynch	38	100.00%
Write-In	0	0.00%
Total...	38	0.00%

Isabella_Pri_Aug16_E

August 2, 2016

Precinct Report

Isabella County

Accumulated Totals

Isabella Township Precinct 1

DEM - Isabella Township Treasurer (Started)

Under Vote: 11
Over Vote: 1

Leah Dysinger	38	100.00%
Write-In	0	0.00%
Total...	38	0.00%

DEM - Isabella Township Trustees (Started)

Under Vote: 96
Over Vote: 0

Write-In	4	100.00%
Total...	4	100.00%

DEM - Isabella Township Delegate (Dem) (Started)

Under Vote: 146
Over Vote: 0

Write-In	4	100.00%
Total...	4	100.00%

Isabella Co Renewal of Oper Millage (Started)

Under Vote: 37
Over Vote: 0

YES	105	51.98%
NO	97	48.02%
Total...	202	100.00%

Transportation Comm Millage Renewal (Started)

Under Vote: 34
Over Vote: 0

YES	122	59.51%
NO	83	40.49%
Total...	205	100.00%

Isabella_Pri_Aug16_E

August 2, 2016

Precinct Report

Isabella County

Accumulated Totals

Lincoln Township Precinct 1

Registration & Turnout		1,529
Election Day Turnout	328	21.45%
Election Day Manual Entry Turnout	0	0.00%
County Clerk Turnout	0	0.00%
AV Voting Locations Turnout	0	0.00%
SPR Host Turnout	0	0.00%
Total...	328	21.45%

REP - Representative in Congress 4th District (Started)

Under Vote: 43

Over Vote: 0

John Moolenaar	235	100.00%
Write-In	0	0.00%
Total...	235	0.00%

REP - State Representative 99th District (Started)

Under Vote: 13

Over Vote: 0

Roger Hauck	169	63.77%
Robin Stressman	96	36.23%
Write-In	0	0.00%
Total...	265	0.00%

REP - Isabella County Prosecuting Attorney (Started)

Under Vote: 49

Over Vote: 0

Risa Hunt-Scully	228	99.56%
Write-In	1	0.44%
Total...	229	100.00%

REP - Isabella County Sheriff (Started)

Under Vote: 6

Over Vote: 0

Michael Hosking	28	10.29%
Michael Main	244	89.71%
Write-In	0	0.00%
Total...	272	0.00%

REP - Isabella County Clerk (Started)

Under Vote: 51

Over Vote: 1

Minde B. Lux	226	100.00%
Write-In	0	0.00%
Total...	226	0.00%

REP - Isabella County Treasurer (Started)

Under Vote: 45

Over Vote: 0

Steven Pickens	233	100.00%
Write-In	0	0.00%
Total...	233	0.00%

Isabella_Pri_Aug16_E

August 2, 2016

Precinct Report

Isabella County

Accumulated Totals

Lincoln Township Precinct 1

REP - Isabella County Register of Deeds (Started)

Under Vote: 52

Over Vote: 0

Karen R. Jackson	226	100.00%
Write-In	0	0.00%
Total...	226	0.00%

REP - Isabella County Road Commissioner - 6 Year (Started)

Under Vote: 205

Over Vote: 0

John M. Graham	153	43.59%
Terry Lee Turnwald	197	56.13%
Write-In	1	0.28%
Total...	351	100.00%

REP - Isabella County Road Commissioner - 2 Year (Started)

Under Vote: 59

Over Vote: 0

Kelly D. Beltinck	218	99.54%
Write-In	1	0.46%
Total...	219	100.00%

REP - Isabella County Drain Commissioner (Started)

Under Vote: 16

Over Vote: 0

Scott W. Brown	54	20.61%
Robert J. Willoughby	208	79.39%
Write-In	0	0.00%
Total...	262	0.00%

REP - County Commissioner District 3 (Started)

Under Vote: 59

Over Vote: 0

Jerry Jalszynski	219	100.00%
Write-In	0	0.00%
Total...	219	0.00%

REP - Lincoln Township Supervisor (Started)

Under Vote: 272

Over Vote: 0

Write-In	6	100.00%
Total...	6	100.00%

REP - Lincoln Township Clerk (Started)

Under Vote: 50

Over Vote: 0

Danielle Willoughby	227	99.56%
Write-In	1	0.44%
Total...	228	100.00%

REP - Lincoln Township Treasurer (Started)

Under Vote: 19

Over Vote: 0

Clifford Lehner	183	70.66%
-----------------	-----	--------

Isabella_Pri_Aug16_E

August 2, 2016

Precinct Report

Isabella County

Accumulated Totals

Lincoln Township Precinct 1

REP - Lincoln Township Treasurer (Started)

Janet K. Willoughby	76	29.34%
Write-In	0	0.00%
Total...	259	0.00%

REP - Lincoln Township Trustees (Started)

Under Vote: 202

Over Vote: 0

Sally Bellinger	172	48.59%
James Willoughby	182	51.41%
Write-In	0	0.00%
Total...	354	0.00%

REP - Lincoln Township Delegate (Rep) (Started)

Under Vote: 902

Over Vote: 0

David R. Barberi	208	99.05%
Write-In	2	0.95%
Total...	210	100.00%

DEM - Representative in Congress 4th District (Started)

Under Vote: 27

Over Vote: 0

Write-In	12	100.00%
Total...	12	100.00%

DEM - State Representative 99th District (Started)

Under Vote: 7

Over Vote: 0

Bryan Mielke	32	100.00%
Write-In	0	0.00%
Total...	32	0.00%

DEM - Isabella County Prosecuting Attorney (Started)

Under Vote: 39

Over Vote: 0

Write-In	0	0.00%
Total...	0	0.00%

DEM - Isabella County Sheriff (Started)

Under Vote: 39

Over Vote: 0

Write-In	0	0.00%
Total...	0	0.00%

DEM - Isabella County Clerk (Started)

Under Vote: 12

Over Vote: 0

Chelsea Plevinski	27	100.00%
Write-In	0	0.00%
Total...	27	0.00%

Isabella_Pri_Aug16_E

August 2, 2016

Precinct Report

Isabella County

Accumulated Totals

Lincoln Township Precinct 1**DEM - Isabella County Treasurer (Started)**

Under Vote: 39

Over Vote: 0

Write-In	0	0.00%
Total...	0	0.00%

DEM - Isabella County Register of Deeds (Started)

Under Vote: 10

Over Vote: 0

Randall Doyle	29	100.00%
Write-In	0	0.00%
Total...	29	0.00%

DEM - Isabella County Road Commissioner - 6 Year (Started)

Under Vote: 33

Over Vote: 0

Kevin M. Blumberg	25	55.56%
TJ Smith	20	44.44%
Write-In	0	0.00%
Total...	45	0.00%

DEM - Isabella County Road Commissioner - 2 Year (Started)

Under Vote: 39

Over Vote: 0

Write-In	0	0.00%
Total...	0	0.00%

DEM - Isabella County Drain Commissioner (Started)

Under Vote: 6

Over Vote: 1

Richard Jakubiec	8	25.00%
William Scott Moss	23	71.88%
Write-In	1	3.13%
Total...	32	100.00%

DEM - County Commissioner District 3 (Started)

Under Vote: 39

Over Vote: 0

Write-In	0	0.00%
Total...	0	0.00%

DEM - Lincoln Township Supervisor (Started)

Under Vote: 12

Over Vote: 0

Thomas L. Ramon	27	100.00%
Write-In	0	0.00%
Total...	27	0.00%

DEM - Lincoln Township Clerk (Started)

Under Vote: 39

Over Vote: 0

Write-In	0	0.00%
Total...	0	0.00%

Isabella_Pri_Aug16_E

August 2, 2016

Precinct Report

Isabella County

Accumulated Totals

Lincoln Township Precinct 1

DEM - Lincoln Township Treasurer

(Started)

Under Vote: 39

Over Vote: 0

Write-In

	0	0.00%
Total...	0	0.00%

DEM - Lincoln Township Trustees

(Started)

Under Vote: 78

Over Vote: 0

Write-In

	0	0.00%
Total...	0	0.00%

DEM - Lincoln Township Delegate (Dem)

(Started)

Under Vote: 117

Over Vote: 0

Write-In

	0	0.00%
Total...	0	0.00%

Isabella Co Renewal of Oper Millage

(Started)

Under Vote: 52

Over Vote: 0

YES

137 49.64%

NO

139 50.36%

Total...	276	100.00%
-----------------	------------	----------------

Transportation Comm Millage Renewal

(Started)

Under Vote: 50

Over Vote: 0

YES

152 54.68%

NO

126 45.32%

Total...	278	100.00%
-----------------	------------	----------------

Alma Public Schools Bonding

(Started)

Under Vote: 0

Over Vote: 0

YES

0 0.00%

NO

0 0.00%

Total...	0	0.00%
-----------------	----------	--------------

Isabella_Pri_Aug16_E

August 2, 2016

Precinct Report

Isabella County

Accumulated Totals

Nottawa Township Precinct 1

Registration & Turnout 1,736

Election Day Turnout	282	16.24%
Election Day Manual Entry Turnout	0	0.00%
County Clerk Turnout	0	0.00%
AV Voting Locations Turnout	0	0.00%
SPR Host Turnout	0	0.00%
Total...	282	16.24%

REP - Representative in Congress 4th District (Started)

Under Vote: 58

Over Vote: 0

John Moolenaar	173	100.00%
Write-In	0	0.00%
Total...	173	0.00%

REP - State Representative 99th District (Started)

Under Vote: 8

Over Vote: 0

Roger Hauck	183	82.06%
Robin Stressman	40	17.94%
Write-In	0	0.00%
Total...	223	0.00%

REP - Isabella County Prosecuting Attorney (Started)

Under Vote: 56

Over Vote: 0

Risa Hunt-Scully	175	100.00%
Write-In	0	0.00%
Total...	175	0.00%

REP - Isabella County Sheriff (Started)

Under Vote: 17

Over Vote: 0

Michael Hosking	48	22.43%
Michael Main	166	77.57%
Write-In	0	0.00%
Total...	214	0.00%

REP - Isabella County Clerk (Started)

Under Vote: 46

Over Vote: 0

Minde B. Lux	185	100.00%
Write-In	0	0.00%
Total...	185	0.00%

REP - Isabella County Treasurer (Started)

Under Vote: 42

Over Vote: 0

Steven Pickens	189	100.00%
Write-In	0	0.00%
Total...	189	0.00%

Isabella_Pri_Aug16_E

August 2, 2016

Precinct Report

Isabella County

Accumulated Totals

Nottawa Township Precinct 1

REP - Isabella County Register of Deeds (Started)

Under Vote: 57

Over Vote: 0

Karen R. Jackson	174	100.00%
Write-In	0	0.00%
Total...	174	0.00%

REP - Isabella County Road Commissioner - 6 Year (Started)

Under Vote: 181

Over Vote: 0

John M. Graham	167	59.43%
Terry Lee Turnwald	114	40.57%
Write-In	0	0.00%
Total...	281	0.00%

REP - Isabella County Road Commissioner - 2 Year (Started)

Under Vote: 54

Over Vote: 0

Kelly D. Beltinck	176	99.44%
Write-In	1	0.56%
Total...	177	100.00%

REP - Isabella County Drain Commissioner (Started)

Under Vote: 48

Over Vote: 0

Scott W. Brown	57	31.15%
Robert J. Willoughby	125	68.31%
Write-In	1	0.55%
Total...	183	100.00%

REP - County Commissioner District 1 (Started)

Under Vote: 40

Over Vote: 0

George A. Green	186	98.94%
Write-In	2	1.06%
Total...	188	100.00%

REP - County Commissioner District 2 (Started)

Under Vote: 0

Over Vote: 0

Frank Engler	3	100.00%
Ed Oplinger	0	0.00%
Write-In	0	0.00%
Total...	3	0.00%

REP - Nottawa Township Supervisor (Started)

Under Vote: 41

Over Vote: 0

Kory Mindel	189	99.47%
Write-In	1	0.53%
Total...	190	100.00%

Isabella_Pri_Aug16_E

August 2, 2016

Precinct Report

Isabella County

Accumulated Totals

Nottawa Township Precinct 1**REP - Nottawa Township Clerk (Started)**

Under Vote: 37

Over Vote: 0

Judith Schumacher	194	100.00%
Write-In	0	0.00%
Total...	194	0.00%

REP - Nottawa Township Treasurer (Started)

Under Vote: 39

Over Vote: 0

Carol Green	192	100.00%
Write-In	0	0.00%
Total...	192	0.00%

REP - Nottawa Township Trustees (Started)

Under Vote: 94

Over Vote: 0

Yvonne M. Fox	168	45.65%
Thomas C. Maier	45	12.23%
Pat Marchiando	154	41.85%
Write-In	1	0.27%
Total...	368	100.00%

REP - Nottawa Township Delegate (Rep) (Started)

Under Vote: 754

Over Vote: 0

Don Koontz	170	100.00%
Write-In	0	0.00%
Total...	170	0.00%

DEM - Representative in Congress 4th District (Started)

Under Vote: 27

Over Vote: 0

Write-In	18	100.00%
Total...	18	100.00%

DEM - State Representative 99th District (Started)

Under Vote: 1

Over Vote: 0

Bryan Mielke	44	100.00%
Write-In	0	0.00%
Total...	44	0.00%

DEM - Isabella County Prosecuting Attorney (Started)

Under Vote: 40

Over Vote: 0

Write-In	5	100.00%
Total...	5	100.00%

DEM - Isabella County Sheriff (Started)

Under Vote: 41

Over Vote: 0

Write-In	4	100.00%
Total...	4	100.00%

Isabella_Pri_Aug16_E

August 2, 2016

Precinct Report

Isabella County

Accumulated Totals

Nottawa Township Precinct 1

DEM - Isabella County Clerk (Started)

Under Vote: 2

Over Vote: 0

Chelsea Plevinski	43	100.00%
Write-In	0	0.00%
Total...	43	0.00%

DEM - Isabella County Treasurer (Started)

Under Vote: 40

Over Vote: 0

Write-In	5	100.00%
Total...	5	100.00%

DEM - Isabella County Register of Deeds (Started)

Under Vote: 4

Over Vote: 0

Randall Doyle	41	100.00%
Write-In	0	0.00%
Total...	41	0.00%

DEM - Isabella County Road Commissioner - 6 Year (Started)

Under Vote: 18

Over Vote: 0

Kevin M. Blumberg	37	51.39%
TJ Smith	35	48.61%
Write-In	0	0.00%
Total...	72	0.00%

DEM - Isabella County Road Commissioner - 2 Year (Started)

Under Vote: 40

Over Vote: 0

Write-In	5	100.00%
Total...	5	100.00%

DEM - Isabella County Drain Commissioner (Started)

Under Vote: 2

Over Vote: 2

Richard Jakubiec	23	56.10%
William Scott Moss	18	43.90%
Write-In	0	0.00%
Total...	41	0.00%

DEM - County Commissioner District 1 (Started)

Under Vote: 41

Over Vote: 0

Write-In	4	100.00%
Total...	4	100.00%

DEM - County Commissioner District 2 (Started)

Under Vote: 0

Over Vote: 0

John Haupt	0	0.00%
Write-In	0	0.00%
Total...	0	0.00%

Isabella_Pri_Aug16_E

August 2, 2016

Precinct Report

Isabella County

Accumulated Totals

Nottawa Township Precinct 1

DEM - Nottawa Township Supervisor (Started)

Under Vote: 41

Over Vote: 0

Write-In	4	100.00%
Total...	4	100.00%

DEM - Nottawa Township Clerk (Started)

Under Vote: 42

Over Vote: 0

Write-In	3	100.00%
Total...	3	100.00%

DEM - Nottawa Township Treasurer (Started)

Under Vote: 42

Over Vote: 0

Write-In	3	100.00%
Total...	3	100.00%

DEM - Nottawa Township Trustees (Started)

Under Vote: 50

Over Vote: 0

Heather A. Curtiss	40	100.00%
Write-In	0	0.00%
Total...	40	0.00%

DEM - Nottawa Township Delegate (Dem) (Started)

Under Vote: 130

Over Vote: 0

Write-In	5	100.00%
Total...	5	100.00%

Isabella Co Renewel of Oper Millage (Started)

Under Vote: 59

Over Vote: 0

YES	127	56.95%
NO	96	43.05%
Total...	223	100.00%

Transportation Comm Millage Renewal (Started)

Under Vote: 56

Over Vote: 0

YES	130	57.52%
NO	96	42.48%
Total...	226	100.00%

Isabella_Pri_Aug16_E

August 2, 2016

Precinct Report

Isabella County

Accumulated Totals

Rolland Township Precinct 1

Registration & Turnout		865	
Election Day Turnout	199	23.01%	
Election Day Manual Entry Turnout	0	0.00%	
County Clerk Turnout	0	0.00%	
AV Voting Locations Turnout	0	0.00%	
SPR Host Turnout	0	0.00%	
Total...	199	23.01%	
REP - Representative in Congress 4th District		(Started)	
Under Vote: 27			
Over Vote: 0			
John Moolenaar	101	100.00%	
Write-In	0	0.00%	
Total...	101	0.00%	
REP - State Representative 99th District		(Started)	
Under Vote: 11			
Over Vote: 1			
Roger Hauck	80	68.97%	
Robin Stressman	36	31.03%	
Write-In	0	0.00%	
Total...	116	0.00%	
REP - Isabella County Prosecuting Attorney		(Started)	
Under Vote: 31			
Over Vote: 0			
Risa Hunt-Scully	97	100.00%	
Write-In	0	0.00%	
Total...	97	0.00%	
REP - Isabella County Sheriff		(Started)	
Under Vote: 3			
Over Vote: 0			
Michael Hosking	11	8.80%	
Michael Main	114	91.20%	
Write-In	0	0.00%	
Total...	125	0.00%	
REP - Isabella County Clerk		(Started)	
Under Vote: 26			
Over Vote: 0			
Minde B. Lux	102	100.00%	
Write-In	0	0.00%	
Total...	102	0.00%	
REP - Isabella County Treasurer		(Started)	
Under Vote: 25			
Over Vote: 0			
Steven Pickens	103	100.00%	
Write-In	0	0.00%	
Total...	103	0.00%	

Isabella_Pri_Aug16_E

August 2, 2016

Precinct Report

Isabella County

Accumulated Totals

Rolland Township Precinct 1**REP - Isabella County Register of Deeds** (Started)

Under Vote: 27

Over Vote: 0

Karen R. Jackson	101	100.00%
Write-In	0	0.00%
Total...	101	0.00%

REP - Isabella County Road Commissioner - 6 Year (Started)

Under Vote: 100

Over Vote: 0

John M. Graham	83	53.21%
Terry Lee Turnwald	73	46.79%
Write-In	0	0.00%
Total...	156	0.00%

REP - Isabella County Road Commissioner - 2 Year (Started)

Under Vote: 31

Over Vote: 0

Kelly D. Beltinck	97	100.00%
Write-In	0	0.00%
Total...	97	0.00%

REP - Isabella County Drain Commissioner (Started)

Under Vote: 22

Over Vote: 1

Scott W. Brown	41	39.05%
Robert J. Willoughby	64	60.95%
Write-In	0	0.00%
Total...	105	0.00%

REP - County Commissioner District 2 (Started)

Under Vote: 17

Over Vote: 0

Frank Engler	59	53.15%
Ed Oplinger	52	46.85%
Write-In	0	0.00%
Total...	111	0.00%

REP - Rolland Township Supervisor (Started)

Under Vote: 125

Over Vote: 0

Write-In	3	100.00%
Total...	3	100.00%

REP - Rolland Township Clerk (Started)

Under Vote: 125

Over Vote: 0

Write-In	3	100.00%
Total...	3	100.00%

REP - Rolland Township Treasurer (Started)

Under Vote: 29

Over Vote: 0

Kim VanDePerre	99	100.00%
----------------	----	---------

Isabella_Pri_Aug16_E

August 2, 2016

Precinct Report

Isabella County

Accumulated Totals

Rolland Township Precinct 1

REP - Rolland Township Treasurer (Started)

Write-In	0	0.00%
Total...	99	0.00%

REP - Rolland Township Trustees (Started)

Under Vote: 253

Over Vote: 0

Write-In	3	100.00%
Total...	3	100.00%

REP - Rolland Township Delegate (Rep) (Started)

Under Vote: 254

Over Vote: 0

Write-In	2	100.00%
Total...	2	100.00%

DEM - Representative in Congress 4th District (Started)

Under Vote: 36

Over Vote: 0

Write-In	13	100.00%
Total...	13	100.00%

DEM - State Representative 99th District (Started)

Under Vote: 4

Over Vote: 0

Bryan Mielke	45	100.00%
Write-In	0	0.00%
Total...	45	0.00%

DEM - Isabella County Prosecuting Attorney (Started)

Under Vote: 45

Over Vote: 0

Write-In	4	100.00%
Total...	4	100.00%

DEM - Isabella County Sheriff (Started)

Under Vote: 45

Over Vote: 0

Write-In	4	100.00%
Total...	4	100.00%

DEM - Isabella County Clerk (Started)

Under Vote: 7

Over Vote: 0

Chelsea Plevinski	42	100.00%
Write-In	0	0.00%
Total...	42	0.00%

DEM - Isabella County Treasurer (Started)

Under Vote: 45

Over Vote: 0

Write-In	4	100.00%
Total...	4	100.00%

Isabella_Pri_Aug16_E

August 2, 2016

Precinct Report

Isabella County

Accumulated Totals

Rolland Township Precinct 1

DEM - Isabella County Register of Deeds (Started)

Under Vote: 9
Over Vote: 0

Randall Doyle	40	100.00%
Write-In	0	0.00%
Total...	40	0.00%

DEM - Isabella County Road Commissioner - 6 Year (Started)

Under Vote: 24
Over Vote: 0

Kevin M. Blumberg	39	52.70%
TJ Smith	35	47.30%
Write-In	0	0.00%
Total...	74	0.00%

DEM - Isabella County Road Commissioner - 2 Year (Started)

Under Vote: 45
Over Vote: 0

Write-In	4	100.00%
Total...	4	100.00%

DEM - Isabella County Drain Commissioner (Started)

Under Vote: 6
Over Vote: 0

Richard Jakubiec	15	34.88%
William Scott Moss	28	65.12%
Write-In	0	0.00%
Total...	43	0.00%

DEM - County Commissioner District 2 (Started)

Under Vote: 4
Over Vote: 0

John Haupt	44	97.78%
Write-In	1	2.22%
Total...	45	100.00%

DEM - Rolland Township Supervisor (Started)

Under Vote: 8
Over Vote: 0

Daniel L. Shaw	40	97.56%
Write-In	1	2.44%
Total...	41	100.00%

DEM - Rolland Township Clerk (Started)

Under Vote: 5
Over Vote: 0

Kathy Burdick	43	97.73%
Write-In	1	2.27%
Total...	44	100.00%

Isabella_Pri_Aug16_E

August 2, 2016

Precinct Report

Isabella County

Accumulated Totals

Rolland Township Precinct 1

DEM - Rolland Township Treasurer (Started)

Under Vote: 47

Over Vote: 0

Write-In	2	100.00%
Total...	2	100.00%

DEM - Rolland Township Trustees (Started)

Under Vote: 14

Over Vote: 0

Brenda Lint	43	51.19%
Kevin S. Mitchell	40	47.62%
Write-In	1	1.19%
Total...	84	100.00%

DEM - Rolland Township Delegate (Dem) (Started)

Under Vote: 96

Over Vote: 0

Write-In	2	100.00%
Total...	2	100.00%

Isabella Co Renewel of Oper Millage (Started)

Under Vote: 13

Over Vote: 0

YES	97	52.15%
NO	89	47.85%
Total...	186	100.00%

Transportation Comm Millage Renewal (Started)

Under Vote: 15

Over Vote: 0

YES	111	60.33%
NO	73	39.67%
Total...	184	100.00%

Montabella Comm Schools Millage Renewal (Started)

Under Vote: 24

Over Vote: 1

YES	128	73.56%
NO	46	26.44%
Total...	174	100.00%

Isabella_Pri_Aug16_E

August 2, 2016

Precinct Report

Isabella County

Accumulated Totals

Sherman Township Precinct 1

Registration & Turnout		2,437
Election Day Turnout	361	14.81%
Election Day Manual Entry Turnout	0	0.00%
County Clerk Turnout	0	0.00%
AV Voting Locations Turnout	0	0.00%
SPR Host Turnout	0	0.00%
Total...	361	14.81%

REP - Representative in Congress 4th District (Started)

Under Vote: 50		
Over Vote: 0		
John Moolenaar	216	99.54%
Write-In	1	0.46%
Total...	217	100.00%

REP - State Representative 99th District (Started)

Under Vote: 12		
Over Vote: 0		
Roger Hauck	186	72.94%
Robin Stressman	69	27.06%
Write-In	0	0.00%
Total...	255	0.00%

REP - Isabella County Prosecuting Attorney (Started)

Under Vote: 49		
Over Vote: 0		
Risa Hunt-Scully	216	99.08%
Write-In	2	0.92%
Total...	218	100.00%

REP - Isabella County Sheriff (Started)

Under Vote: 10		
Over Vote: 0		
Michael Hosking	98	38.13%
Michael Main	159	61.87%
Write-In	0	0.00%
Total...	257	0.00%

REP - Isabella County Clerk (Started)

Under Vote: 48		
Over Vote: 0		
Minde B. Lux	219	100.00%
Write-In	0	0.00%
Total...	219	0.00%

REP - Isabella County Treasurer (Started)

Under Vote: 44		
Over Vote: 0		
Steven Pickens	223	100.00%
Write-In	0	0.00%
Total...	223	0.00%

Isabella_Pri_Aug16_E

August 2, 2016

Precinct Report

Isabella County

Accumulated Totals

Sherman Township Precinct 1

REP - Isabella County Register of Deeds (Started)

Under Vote: 50

Over Vote: 0

Karen R. Jackson	217	100.00%
Write-In	0	0.00%
Total...	217	0.00%

REP - Isabella County Road Commissioner - 6 Year (Started)

Under Vote: 190

Over Vote: 0

John M. Graham	191	55.52%
Terry Lee Turnwald	153	44.48%
Write-In	0	0.00%
Total...	344	0.00%

REP - Isabella County Road Commissioner - 2 Year (Started)

Under Vote: 53

Over Vote: 0

Kelly D. Beltinck	214	100.00%
Write-In	0	0.00%
Total...	214	0.00%

REP - Isabella County Drain Commissioner (Started)

Under Vote: 45

Over Vote: 1

Scott W. Brown	98	44.34%
Robert J. Willoughby	123	55.66%
Write-In	0	0.00%
Total...	221	0.00%

REP - County Commissioner District 2 (Started)

Under Vote: 26

Over Vote: 1

Frank Engler	115	47.92%
Ed Oplinger	124	51.67%
Write-In	1	0.42%
Total...	240	100.00%

REP - Sherman Township Supervisor (Started)

Under Vote: 258

Over Vote: 0

Write-In	9	100.00%
Total...	9	100.00%

REP - Sherman Township Clerk (Started)

Under Vote: 50

Over Vote: 0

Denise M. Livermore	216	99.54%
Write-In	1	0.46%
Total...	217	100.00%

Isabella_Pri_Aug16_E

August 2, 2016

Precinct Report

Isabella County

Accumulated Totals

Sherman Township Precinct 1

REP - Sherman Township Treasurer (Started)

Under Vote: 49

Over Vote: 0

Jane A. Chaffee	218	100.00%
Write-In	0	0.00%
Total...	218	0.00%

REP - Sherman Township Trustees (Started)

Under Vote: 200

Over Vote: 0

Garth D. Lawrence	159	47.60%
Jamie Smith	174	52.10%
Write-In	1	0.30%
Total...	334	100.00%

REP - Sherman Township Constable (Started)

Under Vote: 67

Over Vote: 0

Ronald Vogel	199	99.50%
Write-In	1	0.50%
Total...	200	100.00%

REP - Sherman Township Delegate (Rep) (Started)

Under Vote: 851

Over Vote: 0

Dave Livermore	215	99.08%
Write-In	2	0.92%
Total...	217	100.00%

DEM - Representative in Congress 4th District (Started)

Under Vote: 62

Over Vote: 0

Write-In	22	100.00%
Total...	22	100.00%

DEM - State Representative 99th District (Started)

Under Vote: 2

Over Vote: 0

Bryan Mielke	82	100.00%
Write-In	0	0.00%
Total...	82	0.00%

DEM - Isabella County Prosecuting Attorney (Started)

Under Vote: 80

Over Vote: 0

Write-In	4	100.00%
Total...	4	100.00%

DEM - Isabella County Sheriff (Started)

Under Vote: 79

Over Vote: 0

Write-In	5	100.00%
Total...	5	100.00%

Isabella_Pri_Aug16_E

August 2, 2016

Precinct Report

Isabella County

Accumulated Totals

Sherman Township Precinct 1

DEM - Isabella County Clerk (Started)

Under Vote: 10
Over Vote: 0

Chelsea Plevinski	74	100.00%
Write-In	0	0.00%
Total...	74	0.00%

DEM - Isabella County Treasurer (Started)

Under Vote: 80
Over Vote: 0

Write-In	4	100.00%
Total...	4	100.00%

DEM - Isabella County Register of Deeds (Started)

Under Vote: 13
Over Vote: 0

Randall Doyle	71	100.00%
Write-In	0	0.00%
Total...	71	0.00%

DEM - Isabella County Road Commissioner - 6 Year (Started)

Under Vote: 40
Over Vote: 0

Kevin M. Blumberg	65	50.78%
TJ Smith	63	49.22%
Write-In	0	0.00%
Total...	128	0.00%

DEM - Isabella County Road Commissioner - 2 Year (Started)

Under Vote: 80
Over Vote: 0

Write-In	4	100.00%
Total...	4	100.00%

DEM - Isabella County Drain Commissioner (Started)

Under Vote: 7
Over Vote: 0

Richard Jakubiec	45	58.44%
William Scott Moss	32	41.56%
Write-In	0	0.00%
Total...	77	0.00%

DEM - County Commissioner District 2 (Started)

Under Vote: 11
Over Vote: 0

John Haupt	73	100.00%
Write-In	0	0.00%
Total...	73	0.00%

DEM - Sherman Township Supervisor (Started)

Under Vote: 4
Over Vote: 0

Bob Thompson	80	100.00%
--------------	----	---------

Isabella_Pri_Aug16_E

August 2, 2016

Precinct Report

Isabella County

Accumulated Totals

Sherman Township Precinct 1

DEM - Sherman Township Supervisor (Started)

Write-In		0	0.00%
	Total...	80	0.00%

DEM - Sherman Township Clerk (Started)

Under Vote: 79

Over Vote: 0

Write-In		5	100.00%
	Total...	5	100.00%

DEM - Sherman Township Treasurer (Started)

Under Vote: 80

Over Vote: 0

Write-In		4	100.00%
	Total...	4	100.00%

DEM - Sherman Township Trustees (Started)

Under Vote: 166

Over Vote: 0

Write-In		2	100.00%
	Total...	2	100.00%

DEM - Sherman Township Constable (Started)

Under Vote: 83

Over Vote: 0

Write-In		1	100.00%
	Total...	1	100.00%

DEM - Sherman Township Delegate (Dem) (Started)

Under Vote: 239

Over Vote: 0

Write-In		13	100.00%
	Total...	13	100.00%

Isabella Co Renewel of Oper Millage (Started)

Under Vote: 27

Over Vote: 1

YES		201	60.36%
NO		132	39.64%
	Total...	333	100.00%

Transportation Comm Millage Renewal (Started)

Under Vote: 26

Over Vote: 1

YES		217	64.97%
NO		117	35.03%
	Total...	334	100.00%

Sherman Twp Library Services Millage (Started)

Under Vote: 36

Over Vote: 0

YES		240	73.85%
NO		85	26.15%
	Total...	325	100.00%

Isabella_Pri_Aug16_E

August 2, 2016

Precinct Report

Isabella County

Accumulated Totals

City of Mt Pleasant Precinct 1

Registration & Turnout		1,973
Election Day Turnout	211	10.69%
Election Day Manual Entry Turnout	0	0.00%
County Clerk Turnout	0	0.00%
AV Voting Locations Turnout	55	2.79%
SPR Host Turnout	0	0.00%
Total...	266	13.48%

REP - Representative in Congress 4th District (Started)

Under Vote: 24

Over Vote: 0

John Moolenaar	122	100.00%
Write-In	0	0.00%
Total...	122	0.00%

REP - State Representative 99th District (Started)

Under Vote: 6

Over Vote: 0

Roger Hauck	82	58.57%
Robin Stressman	58	41.43%
Write-In	0	0.00%
Total...	140	0.00%

REP - Isabella County Prosecuting Attorney (Started)

Under Vote: 29

Over Vote: 0

Risa Hunt-Scully	116	99.15%
Write-In	1	0.85%
Total...	117	100.00%

REP - Isabella County Sheriff (Started)

Under Vote: 2

Over Vote: 0

Michael Hosking	29	20.14%
Michael Main	115	79.86%
Write-In	0	0.00%
Total...	144	0.00%

REP - Isabella County Clerk (Started)

Under Vote: 24

Over Vote: 0

Minde B. Lux	121	99.18%
Write-In	1	0.82%
Total...	122	100.00%

REP - Isabella County Treasurer (Started)

Under Vote: 27

Over Vote: 0

Steven Pickens	118	99.16%
Write-In	1	0.84%
Total...	119	100.00%

Isabella_Pri_Aug16_E

August 2, 2016

Precinct Report

Isabella County

Accumulated Totals

City of Mt Pleasant Precinct 1

REP - Isabella County Register of Deeds (Started)

Under Vote: 29

Over Vote: 0

Karen R. Jackson	117	100.00%
Write-In	0	0.00%
Total...	117	0.00%

REP - Isabella County Road Commissioner - 6 Year (Started)

Under Vote: 107

Over Vote: 0

John M. Graham	93	50.27%
Terry Lee Turnwald	92	49.73%
Write-In	0	0.00%
Total...	185	0.00%

REP - Isabella County Road Commissioner - 2 Year (Started)

Under Vote: 28

Over Vote: 0

Kelly D. Beltinck	118	100.00%
Write-In	0	0.00%
Total...	118	0.00%

REP - Isabella County Drain Commissioner (Started)

Under Vote: 26

Over Vote: 0

Scott W. Brown	55	45.83%
Robert J. Willoughby	65	54.17%
Write-In	0	0.00%
Total...	120	0.00%

REP - County Commissioner District 5 (Started)

Under Vote: 33

Over Vote: 0

Timothy Narr	113	100.00%
Write-In	0	0.00%
Total...	113	0.00%

REP - City of Mt Pleasant Precinct 1 Delegate (Rep) (Started)

Under Vote: 115

Over Vote: 0

Bill Caul	98	30.34%
Sandy Caul	99	30.65%
Sarah Kerr	81	25.08%
Ken Small	45	13.93%
Write-In	0	0.00%
Total...	323	0.00%

DEM - Representative in Congress 4th District (Started)

Under Vote: 69

Over Vote: 0

Write-In	37	100.00%
Total...	37	100.00%

Isabella_Pri_Aug16_E

August 2, 2016

Precinct Report

Isabella County

Accumulated Totals

City of Mt Pleasant Precinct 1

DEM - State Representative 99th District (Started)

Under Vote: 2

Over Vote: 1

Bryan Mielke	103	100.00%
Write-In	0	0.00%
Total...	103	0.00%

DEM - Isabella County Prosecuting Attorney (Started)

Under Vote: 94

Over Vote: 0

Write-In	12	100.00%
Total...	12	100.00%

DEM - Isabella County Sheriff (Started)

Under Vote: 92

Over Vote: 0

Write-In	14	100.00%
Total...	14	100.00%

DEM - Isabella County Clerk (Started)

Under Vote: 11

Over Vote: 0

Chelsea Plevinski	95	100.00%
Write-In	0	0.00%
Total...	95	0.00%

DEM - Isabella County Treasurer (Started)

Under Vote: 96

Over Vote: 0

Write-In	10	100.00%
Total...	10	100.00%

DEM - Isabella County Register of Deeds (Started)

Under Vote: 10

Over Vote: 0

Randall Doyle	96	100.00%
Write-In	0	0.00%
Total...	96	0.00%

DEM - Isabella County Road Commissioner - 6 Year (Started)

Under Vote: 38

Over Vote: 0

Kevin M. Blumberg	94	54.02%
TJ Smith	80	45.98%
Write-In	0	0.00%
Total...	174	0.00%

DEM - Isabella County Road Commissioner - 2 Year (Started)

Under Vote: 94

Over Vote: 0

Write-In	12	100.00%
Total...	12	100.00%

Isabella_Pri_Aug16_E

August 2, 2016

Precinct Report

Isabella County

Accumulated Totals

City of Mt Pleasant Precinct 1

DEM - Isabella County Drain Commissioner (Started)

Under Vote: 7

Over Vote: 1

Richard Jakubiec	62	63.27%
William Scott Moss	36	36.73%
Write-In	0	0.00%
Total...	98	0.00%

DEM - County Commissioner District 5 (Started)

Under Vote: 4

Over Vote: 0

James S. Moreno	102	100.00%
Write-In	0	0.00%
Total...	102	0.00%

DEM - City of Mt Pleasant Precinct 1 Delegate (Dem) (Started)

Under Vote: 234

Over Vote: 0

Diane E. Newby	97	51.05%
Robert G. Newby	89	46.84%
Write-In	4	2.11%
Total...	190	100.00%

Isabella Co Renewel of Oper Millage (Started)

Under Vote: 47

Over Vote: 0

YES	151	68.95%
NO	68	31.05%
Total...	219	100.00%

Transportation Comm Millage Renewal (Started)

Under Vote: 39

Over Vote: 0

YES	166	73.13%
NO	61	26.87%
Total...	227	100.00%

Isabella_Pri_Aug16_E

August 2, 2016

Precinct Report

Isabella County

Accumulated Totals

City of Mt Pleasant Precinct 2

Registration & Turnout 2,093

Election Day Turnout	232	11.08%
Election Day Manual Entry Turnout	0	0.00%
County Clerk Turnout	0	0.00%
AV Voting Locations Turnout	61	2.91%
SPR Host Turnout	0	0.00%
Total...	293	14.00%

REP - Representative in Congress 4th District (Started)

Under Vote: 43
Over Vote: 0

John Moolenaar	96	100.00%
Write-In	0	0.00%
Total...	96	0.00%

REP - State Representative 99th District (Started)

Under Vote: 4
Over Vote: 0

Roger Hauck	37	27.41%
Robin Stressman	98	72.59%
Write-In	0	0.00%
Total...	135	0.00%

REP - Isabella County Prosecuting Attorney (Started)

Under Vote: 41
Over Vote: 0

Risa Hunt-Scully	98	100.00%
Write-In	0	0.00%
Total...	98	0.00%

REP - Isabella County Sheriff (Started)

Under Vote: 13
Over Vote: 0

Michael Hosking	25	19.84%
Michael Main	101	80.16%
Write-In	0	0.00%
Total...	126	0.00%

REP - Isabella County Clerk (Started)

Under Vote: 45
Over Vote: 0

Minde B. Lux	94	100.00%
Write-In	0	0.00%
Total...	94	0.00%

REP - Isabella County Treasurer (Started)

Under Vote: 36
Over Vote: 0

Steven Pickens	103	100.00%
Write-In	0	0.00%
Total...	103	0.00%

Isabella_Pri_Aug16_E

August 2, 2016

Precinct Report

Isabella County

Accumulated Totals

City of Mt Pleasant Precinct 2

REP - Isabella County Register of Deeds (Started)

Under Vote: 48

Over Vote: 0

Karen R. Jackson	91	100.00%
Write-In	0	0.00%
Total...	91	0.00%

REP - Isabella County Road Commissioner - 6 Year (Started)

Under Vote: 132

Over Vote: 0

John M. Graham	72	49.32%
Terry Lee Turnwald	74	50.68%
Write-In	0	0.00%
Total...	146	0.00%

REP - Isabella County Road Commissioner - 2 Year (Started)

Under Vote: 49

Over Vote: 0

Kelly D. Beltinck	90	100.00%
Write-In	0	0.00%
Total...	90	0.00%

REP - Isabella County Drain Commissioner (Started)

Under Vote: 44

Over Vote: 0

Scott W. Brown	37	38.95%
Robert J. Willoughby	58	61.05%
Write-In	0	0.00%
Total...	95	0.00%

REP - County Commissioner District 5 (Started)

Under Vote: 49

Over Vote: 0

Timothy Narr	89	98.89%
Write-In	1	1.11%
Total...	90	100.00%

REP - City of Mt Pleasant Precinct 2 Delegate (Rep) (Started)

Under Vote: 216

Over Vote: 0

David Prout	62	30.85%
Robin Stressman	78	38.81%
Steven M. Stressman	61	30.35%
Write-In	0	0.00%
Total...	201	0.00%

DEM - Representative in Congress 4th District (Started)

Under Vote: 96

Over Vote: 0

Write-In	54	100.00%
Total...	54	100.00%

Isabella_Pri_Aug16_E

August 2, 2016

Precinct Report

Isabella County

Accumulated Totals

City of Mt Pleasant Precinct 2

DEM - State Representative 99th District (Started)

Under Vote: 8

Over Vote: 0

Bryan Mielke	142	100.00%
Write-In	0	0.00%
Total...	142	0.00%

DEM - Isabella County Prosecuting Attorney (Started)

Under Vote: 142

Over Vote: 0

Write-In	8	100.00%
Total...	8	100.00%

DEM - Isabella County Sheriff (Started)

Under Vote: 142

Over Vote: 0

Write-In	8	100.00%
Total...	8	100.00%

DEM - Isabella County Clerk (Started)

Under Vote: 25

Over Vote: 1

Chelsea Plevinski	124	100.00%
Write-In	0	0.00%
Total...	124	0.00%

DEM - Isabella County Treasurer (Started)

Under Vote: 142

Over Vote: 0

Write-In	8	100.00%
Total...	8	100.00%

DEM - Isabella County Register of Deeds (Started)

Under Vote: 23

Over Vote: 0

Randall Doyle	127	100.00%
Write-In	0	0.00%
Total...	127	0.00%

DEM - Isabella County Road Commissioner - 6 Year (Started)

Under Vote: 70

Over Vote: 0

Kevin M. Blumberg	115	50.00%
TJ Smith	115	50.00%
Write-In	0	0.00%
Total...	230	0.00%

DEM - Isabella County Road Commissioner - 2 Year (Started)

Under Vote: 141

Over Vote: 0

Write-In	9	100.00%
Total...	9	100.00%

Isabella_Pri_Aug16_E

August 2, 2016

Precinct Report

Isabella County

Accumulated Totals

City of Mt Pleasant Precinct 2

DEM - Isabella County Drain Commissioner (Started)

Under Vote: 17

Over Vote: 0

Richard Jakubiec	91	68.42%
William Scott Moss	41	30.83%
Write-In	1	0.75%
Total...	133	100.00%

DEM - County Commissioner District 5 (Started)

Under Vote: 12

Over Vote: 0

James S. Moreno	138	100.00%
Write-In	0	0.00%
Total...	138	0.00%

DEM - City of Mt Pleasant Precinct 2 Delegate (Dem) (Started)

Under Vote: 731

Over Vote: 0

Write-In	19	100.00%
Total...	19	100.00%

Isabella Co Renewel of Oper Millage (Started)

Under Vote: 21

Over Vote: 0

YES	216	79.41%
NO	56	20.59%
Total...	272	100.00%

Transportation Comm Millage Renewal (Started)

Under Vote: 21

Over Vote: 0

YES	227	83.46%
NO	45	16.54%
Total...	272	100.00%

Isabella_Pri_Aug16_E

August 2, 2016

Precinct Report

Isabella County

Accumulated Totals

City of Mt Pleasant Precinct 3

Registration & Turnout		1,816
Election Day Turnout	230	12.67%
Election Day Manual Entry Turnout	0	0.00%
County Clerk Turnout	0	0.00%
AV Voting Locations Turnout	108	5.95%
SPR Host Turnout	0	0.00%
Total...	338	18.61%

REP - Representative in Congress 4th District (Started)

Under Vote: 42
Over Vote: 0

John Moolenaar	172	99.42%
Write-In	1	0.58%
Total...	173	100.00%

REP - State Representative 99th District (Started)

Under Vote: 12
Over Vote: 0

Roger Hauck	101	49.75%
Robin Stressman	102	50.25%
Write-In	0	0.00%
Total...	203	0.00%

REP - Isabella County Prosecuting Attorney (Started)

Under Vote: 45
Over Vote: 0

Risa Hunt-Scully	170	100.00%
Write-In	0	0.00%
Total...	170	0.00%

REP - Isabella County Sheriff (Started)

Under Vote: 9
Over Vote: 0

Michael Hosking	39	18.93%
Michael Main	167	81.07%
Write-In	0	0.00%
Total...	206	0.00%

REP - Isabella County Clerk (Started)

Under Vote: 48
Over Vote: 0

Minde B. Lux	165	98.80%
Write-In	2	1.20%
Total...	167	100.00%

REP - Isabella County Treasurer (Started)

Under Vote: 37
Over Vote: 0

Steven Pickens	178	100.00%
Write-In	0	0.00%
Total...	178	0.00%

Isabella_Pri_Aug16_E

August 2, 2016

Precinct Report

Isabella County

Accumulated Totals

City of Mt Pleasant Precinct 3

REP - Isabella County Register of Deeds (Started)

Under Vote: 45

Over Vote: 0

Karen R. Jackson	170	100.00%
Write-In	0	0.00%
Total...	170	0.00%

REP - Isabella County Road Commissioner - 6 Year (Started)

Under Vote: 165

Over Vote: 0

John M. Graham	134	50.57%
Terry Lee Turnwald	131	49.43%
Write-In	0	0.00%
Total...	265	0.00%

REP - Isabella County Road Commissioner - 2 Year (Started)

Under Vote: 50

Over Vote: 0

Kelly D. Beltinck	165	100.00%
Write-In	0	0.00%
Total...	165	0.00%

REP - Isabella County Drain Commissioner (Started)

Under Vote: 47

Over Vote: 0

Scott W. Brown	71	42.26%
Robert J. Willoughby	97	57.74%
Write-In	0	0.00%
Total...	168	0.00%

REP - County Commissioner District 6 (Started)

Under Vote: 48

Over Vote: 0

Robert L. Wheeler	167	100.00%
Write-In	0	0.00%
Total...	167	0.00%

REP - City of Mt Pleasant Precinct 3 Delegate (Rep) (Started)

Under Vote: 590

Over Vote: 0

Jim Bonnell	119	44.07%
Chris Zimmerman	140	51.85%
Write-In	11	4.07%
Total...	270	100.00%

DEM - Representative in Congress 4th District (Started)

Under Vote: 74

Over Vote: 0

Write-In	45	100.00%
Total...	45	100.00%

Isabella_Pri_Aug16_E

August 2, 2016

Precinct Report

Isabella County

Accumulated Totals

City of Mt Pleasant Precinct 3

DEM - State Representative 99th District (Started)

Under Vote: 5

Over Vote: 0

Bryan Mielke	114	100.00%
Write-In	0	0.00%
Total...	114	0.00%

DEM - Isabella County Prosecuting Attorney (Started)

Under Vote: 112

Over Vote: 0

Write-In	7	100.00%
Total...	7	100.00%

DEM - Isabella County Sheriff (Started)

Under Vote: 111

Over Vote: 0

Write-In	8	100.00%
Total...	8	100.00%

DEM - Isabella County Clerk (Started)

Under Vote: 25

Over Vote: 0

Chelsea Plevinski	94	100.00%
Write-In	0	0.00%
Total...	94	0.00%

DEM - Isabella County Treasurer (Started)

Under Vote: 112

Over Vote: 0

Write-In	7	100.00%
Total...	7	100.00%

DEM - Isabella County Register of Deeds (Started)

Under Vote: 19

Over Vote: 0

Randall Doyle	100	100.00%
Write-In	0	0.00%
Total...	100	0.00%

DEM - Isabella County Road Commissioner - 6 Year (Started)

Under Vote: 50

Over Vote: 0

Kevin M. Blumberg	95	50.53%
TJ Smith	93	49.47%
Write-In	0	0.00%
Total...	188	0.00%

DEM - Isabella County Road Commissioner - 2 Year (Started)

Under Vote: 113

Over Vote: 0

Write-In	6	100.00%
Total...	6	100.00%

Isabella_Pri_Aug16_E

August 2, 2016

Precinct Report

Isabella County

Accumulated Totals

City of Mt Pleasant Precinct 3

DEM - Isabella County Drain Commissioner (Started)

Under Vote: 16

Over Vote: 4

Richard Jakubiec	75	75.76%
William Scott Moss	24	24.24%
Write-In	0	0.00%
Total...	99	0.00%

DEM - County Commissioner District 6 (Started)

Under Vote: 9

Over Vote: 0

David Ling	110	100.00%
Write-In	0	0.00%
Total...	110	0.00%

DEM - City of Mt Pleasant Precinct 3 Delegate (Dem) (Started)

Under Vote: 449

Over Vote: 0

Write-In	27	100.00%
Total...	27	100.00%

Isabella Co Renewel of Oper Millage (Started)

Under Vote: 30

Over Vote: 0

YES	234	75.97%
NO	74	24.03%
Total...	308	100.00%

Transportation Comm Millage Renewal (Started)

Under Vote: 25

Over Vote: 0

YES	236	75.40%
NO	77	24.60%
Total...	313	100.00%

Isabella_Pri_Aug16_E

August 2, 2016

Precinct Report

Isabella County

Accumulated Totals

City of Mt Pleasant Precinct 4

Registration & Turnout 2,003

Election Day Turnout	136	6.79%
Election Day Manual Entry Turnout	0	0.00%
County Clerk Turnout	0	0.00%
AV Voting Locations Turnout	66	3.30%
SPR Host Turnout	0	0.00%
Total...	202	10.08%

REP - Representative in Congress 4th District (Started)

Under Vote: 25

Over Vote: 0

John Moolenaar	81	100.00%
Write-In	0	0.00%
Total...	81	0.00%

REP - State Representative 99th District (Started)

Under Vote: 3

Over Vote: 0

Roger Hauck	41	39.81%
Robin Stressman	62	60.19%
Write-In	0	0.00%
Total...	103	0.00%

REP - Isabella County Prosecuting Attorney (Started)

Under Vote: 19

Over Vote: 0

Risa Hunt-Scully	85	97.70%
Write-In	2	2.30%
Total...	87	100.00%

REP - Isabella County Sheriff (Started)

Under Vote: 6

Over Vote: 0

Michael Hosking	20	20.00%
Michael Main	79	79.00%
Write-In	1	1.00%
Total...	100	100.00%

REP - Isabella County Clerk (Started)

Under Vote: 21

Over Vote: 0

Minde B. Lux	84	98.82%
Write-In	1	1.18%
Total...	85	100.00%

REP - Isabella County Treasurer (Started)

Under Vote: 17

Over Vote: 0

Steven Pickens	89	100.00%
Write-In	0	0.00%
Total...	89	0.00%

Isabella_Pri_Aug16_E

August 2, 2016

Precinct Report

Isabella County

Accumulated Totals

City of Mt Pleasant Precinct 4

REP - Isabella County Register of Deeds (Started)

Under Vote: 22

Over Vote: 0

Karen R. Jackson	84	100.00%
Write-In	0	0.00%
Total...	84	0.00%

REP - Isabella County Road Commissioner - 6 Year (Started)

Under Vote: 79

Over Vote: 0

John M. Graham	69	51.88%
Terry Lee Turnwald	64	48.12%
Write-In	0	0.00%
Total...	133	0.00%

REP - Isabella County Road Commissioner - 2 Year (Started)

Under Vote: 19

Over Vote: 0

Kelly D. Beltinck	87	100.00%
Write-In	0	0.00%
Total...	87	0.00%

REP - Isabella County Drain Commissioner (Started)

Under Vote: 26

Over Vote: 0

Scott W. Brown	29	36.25%
Robert J. Willoughby	51	63.75%
Write-In	0	0.00%
Total...	80	0.00%

REP - County Commissioner District 6 (Started)

Under Vote: 19

Over Vote: 0

Robert L. Wheeler	87	100.00%
Write-In	0	0.00%
Total...	87	0.00%

REP - City of Mt Pleasant Precinct 4 Delegate (Rep) (Started)

Under Vote: 239

Over Vote: 0

Minde B. Lux	77	97.47%
Write-In	2	2.53%
Total...	79	100.00%

DEM - Representative in Congress 4th District (Started)

Under Vote: 58

Over Vote: 0

Write-In	31	100.00%
Total...	31	100.00%

DEM - State Representative 99th District (Started)

Under Vote: 3

Over Vote: 0

Bryan Mielke	86	100.00%
--------------	----	---------

Isabella_Pri_Aug16_E

August 2, 2016

Precinct Report

Isabella County

Accumulated Totals

City of Mt Pleasant Precinct 4

DEM - State Representative 99th District (Started)

Write-In	0	0.00%
Total...	86	0.00%

DEM - Isabella County Prosecuting Attorney (Started)

Under Vote: 84
Over Vote: 0

Write-In	5	100.00%
Total...	5	100.00%

DEM - Isabella County Sheriff (Started)

Under Vote: 85
Over Vote: 0

Write-In	4	100.00%
Total...	4	100.00%

DEM - Isabella County Clerk (Started)

Under Vote: 10
Over Vote: 0

Chelsea Plevinski	79	100.00%
Write-In	0	0.00%
Total...	79	0.00%

DEM - Isabella County Treasurer (Started)

Under Vote: 86
Over Vote: 0

Write-In	3	100.00%
Total...	3	100.00%

DEM - Isabella County Register of Deeds (Started)

Under Vote: 10
Over Vote: 0

Randall Doyle	79	100.00%
Write-In	0	0.00%
Total...	79	0.00%

DEM - Isabella County Road Commissioner - 6 Year (Started)

Under Vote: 50
Over Vote: 0

Kevin M. Blumberg	67	52.34%
TJ Smith	61	47.66%
Write-In	0	0.00%
Total...	128	0.00%

DEM - Isabella County Road Commissioner - 2 Year (Started)

Under Vote: 86
Over Vote: 0

Write-In	3	100.00%
Total...	3	100.00%

DEM - Isabella County Drain Commissioner (Started)

Under Vote: 14
Over Vote: 1

Richard Jakubiec	41	55.41%
William Scott Moss	33	44.59%

Isabella_Pri_Aug16_E

August 2, 2016

Precinct Report

Isabella County

Accumulated Totals

City of Mt Pleasant Precinct 4

DEM - Isabella County Drain Commissioner (Started)

Write-In	0	0.00%
Total...	74	0.00%

DEM - County Commissioner District 6 (Started)

Under Vote: 7

Over Vote: 0

David Ling	80	97.56%
Write-In	2	2.44%
Total...	82	100.00%

DEM - City of Mt Pleasant Precinct 4 Delegate (Dem) (Started)

Under Vote: 332

Over Vote: 0

Write-In	24	100.00%
Total...	24	100.00%

Isabella Co Renewal of Oper Millage (Started)

Under Vote: 12

Over Vote: 0

YES	159	83.68%
NO	31	16.32%
Total...	190	100.00%

Transportation Comm Millage Renewal (Started)

Under Vote: 10

Over Vote: 0

YES	168	87.50%
NO	24	12.50%
Total...	192	100.00%

Isabella_Pri_Aug16_E

August 2, 2016

Precinct Report

Isabella County

Accumulated Totals

City of Mt Pleasant Precinct 5

Registration & Turnout		917	
Election Day Turnout	135	14.72%	
Election Day Manual Entry Turnout	0	0.00%	
County Clerk Turnout	0	0.00%	
AV Voting Locations Turnout	46	5.02%	
SPR Host Turnout	0	0.00%	
Total...	181	19.74%	

REP - Representative in Congress 4th District (Started)

Under Vote: 16
Over Vote: 0

John Moolenaar	90	97.83%	
Write-In	2	2.17%	
Total...	92	100.00%	

REP - State Representative 99th District (Started)

Under Vote: 4
Over Vote: 0

Roger Hauck	50	48.08%	
Robin Stressman	54	51.92%	
Write-In	0	0.00%	
Total...	104	0.00%	

REP - Isabella County Prosecuting Attorney (Started)

Under Vote: 20
Over Vote: 0

Risa Hunt-Scully	87	98.86%	
Write-In	1	1.14%	
Total...	88	100.00%	

REP - Isabella County Sheriff (Started)

Under Vote: 3
Over Vote: 0

Michael Hosking	21	20.00%	
Michael Main	84	80.00%	
Write-In	0	0.00%	
Total...	105	0.00%	

REP - Isabella County Clerk (Started)

Under Vote: 23
Over Vote: 0

Minde B. Lux	85	100.00%	
Write-In	0	0.00%	
Total...	85	0.00%	

REP - Isabella County Treasurer (Started)

Under Vote: 19
Over Vote: 0

Steven Pickens	89	100.00%	
Write-In	0	0.00%	
Total...	89	0.00%	

Isabella_Pri_Aug16_E

August 2, 2016

Precinct Report

Isabella County

Accumulated Totals

City of Mt Pleasant Precinct 5

REP - Isabella County Register of Deeds (Started)

Under Vote: 25

Over Vote: 0

Karen R. Jackson	82	98.80%
Write-In	1	1.20%
Total...	83	100.00%

REP - Isabella County Road Commissioner - 6 Year (Started)

Under Vote: 83

Over Vote: 0

John M. Graham	68	51.13%
Terry Lee Turnwald	65	48.87%
Write-In	0	0.00%
Total...	133	0.00%

REP - Isabella County Road Commissioner - 2 Year (Started)

Under Vote: 23

Over Vote: 0

Kelly D. Beltinck	85	100.00%
Write-In	0	0.00%
Total...	85	0.00%

REP - Isabella County Drain Commissioner (Started)

Under Vote: 28

Over Vote: 0

Scott W. Brown	44	55.00%
Robert J. Willoughby	36	45.00%
Write-In	0	0.00%
Total...	80	0.00%

REP - County Commissioner District 6 (Started)

Under Vote: 22

Over Vote: 0

Robert L. Wheeler	86	100.00%
Write-In	0	0.00%
Total...	86	0.00%

REP - City of Mt Pleasant Precinct 5 Delegate (Rep) (Started)

Under Vote: 133

Over Vote: 0

Erin Zimmer	81	97.59%
Write-In	2	2.41%
Total...	83	100.00%

DEM - Representative in Congress 4th District (Started)

Under Vote: 50

Over Vote: 0

Write-In	18	100.00%
Total...	18	100.00%

DEM - State Representative 99th District (Started)

Under Vote: 4

Over Vote: 0

Bryan Mielke	64	100.00%
--------------	----	---------

Isabella_Pri_Aug16_E

August 2, 2016

Precinct Report

Isabella County

Accumulated Totals

City of Mt Pleasant Precinct 5

DEM - State Representative 99th District (Started)

Write-In	0	0.00%
Total...	64	0.00%

DEM - Isabella County Prosecuting Attorney (Started)

Under Vote: 66
Over Vote: 0

Write-In	2	100.00%
Total...	2	100.00%

DEM - Isabella County Sheriff (Started)

Under Vote: 66
Over Vote: 0

Write-In	2	100.00%
Total...	2	100.00%

DEM - Isabella County Clerk (Started)

Under Vote: 16
Over Vote: 0

Chelsea Plevinski	52	100.00%
Write-In	0	0.00%
Total...	52	0.00%

DEM - Isabella County Treasurer (Started)

Under Vote: 67
Over Vote: 0

Write-In	1	100.00%
Total...	1	100.00%

DEM - Isabella County Register of Deeds (Started)

Under Vote: 19
Over Vote: 0

Randall Doyle	49	100.00%
Write-In	0	0.00%
Total...	49	0.00%

DEM - Isabella County Road Commissioner - 6 Year (Started)

Under Vote: 48
Over Vote: 0

Kevin M. Blumberg	49	55.68%
TJ Smith	39	44.32%
Write-In	0	0.00%
Total...	88	0.00%

DEM - Isabella County Road Commissioner - 2 Year (Started)

Under Vote: 66
Over Vote: 0

Write-In	2	100.00%
Total...	2	100.00%

DEM - Isabella County Drain Commissioner (Started)

Under Vote: 8
Over Vote: 2

Richard Jakubiec	37	63.79%
William Scott Moss	21	36.21%

Isabella_Pri_Aug16_E

August 2, 2016

Precinct Report

Isabella County

Accumulated Totals

City of Mt Pleasant Precinct 5

DEM - Isabella County Drain Commissioner (Started)

Write-In		0	0.00%
	Total...	58	0.00%

DEM - County Commissioner District 6 (Started)

Under Vote: 6

Over Vote: 0

David Ling		62	100.00%
Write-In		0	0.00%
	Total...	62	0.00%

DEM - City of Mt Pleasant Precinct 5 Delegate (Dem) (Started)

Under Vote: 199

Over Vote: 0

Write-In		5	100.00%
	Total...	5	100.00%

Isabella Co Renewel of Oper Millage (Started)

Under Vote: 17

Over Vote: 0

YES		116	70.73%
NO		48	29.27%
	Total...	164	100.00%

Transportation Comm Millage Renewal (Started)

Under Vote: 17

Over Vote: 0

YES		119	72.56%
NO		45	27.44%
	Total...	164	100.00%

Isabella_Pri_Aug16_E

August 2, 2016

Precinct Report

Isabella County

Accumulated Totals

City of Mt Pleasant Precinct 6

Registration & Turnout		2,001
Election Day Turnout	145	7.25%
Election Day Manual Entry Turnout	0	0.00%
County Clerk Turnout	0	0.00%
AV Voting Locations Turnout	45	2.25%
SPR Host Turnout	0	0.00%
Total...	190	9.50%

REP - Representative in Congress 4th District (Started)

Under Vote: 16
Over Vote: 1

John Moolenaar	77	98.72%
Write-In	1	1.28%
Total...	78	100.00%

REP - State Representative 99th District (Started)

Under Vote: 2
Over Vote: 0

Roger Hauck	46	49.46%
Robin Stressman	47	50.54%
Write-In	0	0.00%
Total...	93	0.00%

REP - Isabella County Prosecuting Attorney (Started)

Under Vote: 22
Over Vote: 0

Risa Hunt-Scully	71	97.26%
Write-In	2	2.74%
Total...	73	100.00%

REP - Isabella County Sheriff (Started)

Under Vote: 7
Over Vote: 0

Michael Hosking	19	21.59%
Michael Main	69	78.41%
Write-In	0	0.00%
Total...	88	0.00%

REP - Isabella County Clerk (Started)

Under Vote: 20
Over Vote: 0

Minde B. Lux	75	100.00%
Write-In	0	0.00%
Total...	75	0.00%

REP - Isabella County Treasurer (Started)

Under Vote: 18
Over Vote: 0

Steven Pickens	77	100.00%
Write-In	0	0.00%
Total...	77	0.00%

Isabella_Pri_Aug16_E

August 2, 2016

Precinct Report

Isabella County

Accumulated Totals

City of Mt Pleasant Precinct 6

REP - Isabella County Register of Deeds (Started)

Under Vote: 21

Over Vote: 0

Karen R. Jackson	74	100.00%
Write-In	0	0.00%
Total...	74	0.00%

REP - Isabella County Road Commissioner - 6 Year (Started)

Under Vote: 71

Over Vote: 0

John M. Graham	57	47.90%
Terry Lee Turnwald	60	50.42%
Write-In	2	1.68%
Total...	119	100.00%

REP - Isabella County Road Commissioner - 2 Year (Started)

Under Vote: 22

Over Vote: 0

Kelly D. Beltinck	73	100.00%
Write-In	0	0.00%
Total...	73	0.00%

REP - Isabella County Drain Commissioner (Started)

Under Vote: 28

Over Vote: 0

Scott W. Brown	33	49.25%
Robert J. Willoughby	34	50.75%
Write-In	0	0.00%
Total...	67	0.00%

REP - County Commissioner District 7 (Started)

Under Vote: 92

Over Vote: 0

Write-In	3	100.00%
Total...	3	100.00%

REP - City of Mt Pleasant Precinct 6 Delegate (Rep) (Started)

Under Vote: 278

Over Vote: 0

Write-In	7	100.00%
Total...	7	100.00%

DEM - Representative in Congress 4th District (Started)

Under Vote: 53

Over Vote: 0

Write-In	35	100.00%
Total...	35	100.00%

DEM - State Representative 99th District (Started)

Under Vote: 1

Over Vote: 2

Bryan Mielke	84	98.82%
Write-In	1	1.18%
Total...	85	100.00%

Isabella_Pri_Aug16_E

August 2, 2016

Precinct Report

Isabella County

Accumulated Totals

City of Mt Pleasant Precinct 6

DEM - Isabella County Prosecuting Attorney (Started)

Under Vote: 82

Over Vote: 0

Write-In	6	100.00%
Total...	6	100.00%

DEM - Isabella County Sheriff (Started)

Under Vote: 83

Over Vote: 0

Write-In	5	100.00%
Total...	5	100.00%

DEM - Isabella County Clerk (Started)

Under Vote: 15

Over Vote: 1

Chelsea Plevinski	72	100.00%
Write-In	0	0.00%
Total...	72	0.00%

DEM - Isabella County Treasurer (Started)

Under Vote: 84

Over Vote: 0

Write-In	4	100.00%
Total...	4	100.00%

DEM - Isabella County Register of Deeds (Started)

Under Vote: 17

Over Vote: 1

Randall Doyle	70	100.00%
Write-In	0	0.00%
Total...	70	0.00%

DEM - Isabella County Road Commissioner - 6 Year (Started)

Under Vote: 47

Over Vote: 2

Kevin M. Blumberg	64	50.39%
TJ Smith	63	49.61%
Write-In	0	0.00%
Total...	127	0.00%

DEM - Isabella County Road Commissioner - 2 Year (Started)

Under Vote: 83

Over Vote: 0

Write-In	5	100.00%
Total...	5	100.00%

DEM - Isabella County Drain Commissioner (Started)

Under Vote: 15

Over Vote: 6

Richard Jakubiec	46	68.66%
William Scott Moss	21	31.34%
Write-In	0	0.00%
Total...	67	0.00%

Isabella_Pri_Aug16_E

August 2, 2016

Precinct Report

Isabella County

Accumulated Totals

City of Mt Pleasant Precinct 6

DEM - County Commissioner District 7 (Started)

Under Vote: 17

Over Vote: 1

Tobin Hope	70	100.00%
Write-In	0	0.00%
Total...	70	0.00%

DEM - City of Mt Pleasant Precinct 6 Delegate (Dem) (Started)

Under Vote: 170

Over Vote: 0

Charles E. Novitski	61	33.52%
Margaret T. Novitski	60	32.97%
Kaileigh Schippa	59	32.42%
Write-In	2	1.10%
Total...	182	100.00%

Isabella Co Renewel of Oper Millage (Started)

Under Vote: 19

Over Vote: 0

YES	142	83.04%
NO	29	16.96%
Total...	171	100.00%

Transportation Comm Millage Renewal (Started)

Under Vote: 18

Over Vote: 0

YES	142	82.56%
NO	30	17.44%
Total...	172	100.00%

Isabella_Pri_Aug16_E

August 2, 2016

Precinct Report

Isabella County

Accumulated Totals

City of Mt Pleasant Precinct 7

Registration & Turnout 976

Election Day Turnout	79	8.09%
Election Day Manual Entry Turnout	0	0.00%
County Clerk Turnout	0	0.00%
AV Voting Locations Turnout	20	2.05%
SPR Host Turnout	0	0.00%
Total...	99	10.14%

REP - Representative in Congress 4th District (Started)

Under Vote: 10
Over Vote: 0

John Moolenaar	40	100.00%
Write-In	0	0.00%
Total...	40	0.00%

REP - State Representative 99th District (Started)

Under Vote: 4
Over Vote: 0

Roger Hauck	26	56.52%
Robin Stressman	20	43.48%
Write-In	0	0.00%
Total...	46	0.00%

REP - Isabella County Prosecuting Attorney (Started)

Under Vote: 8
Over Vote: 0

Risa Hunt-Scully	41	97.62%
Write-In	1	2.38%
Total...	42	100.00%

REP - Isabella County Sheriff (Started)

Under Vote: 2
Over Vote: 0

Michael Hosking	11	22.92%
Michael Main	37	77.08%
Write-In	0	0.00%
Total...	48	0.00%

REP - Isabella County Clerk (Started)

Under Vote: 10
Over Vote: 0

Minde B. Lux	40	100.00%
Write-In	0	0.00%
Total...	40	0.00%

REP - Isabella County Treasurer (Started)

Under Vote: 10
Over Vote: 0

Steven Pickens	40	100.00%
Write-In	0	0.00%
Total...	40	0.00%

Isabella_Pri_Aug16_E

August 2, 2016

Precinct Report

Isabella County

Accumulated Totals

City of Mt Pleasant Precinct 7

REP - Isabella County Register of Deeds (Started)

Under Vote: 9

Over Vote: 0

Karen R. Jackson	41	100.00%
Write-In	0	0.00%
Total...	41	0.00%

REP - Isabella County Road Commissioner - 6 Year (Started)

Under Vote: 47

Over Vote: 0

John M. Graham	28	52.83%
Terry Lee Turnwald	25	47.17%
Write-In	0	0.00%
Total...	53	0.00%

REP - Isabella County Road Commissioner - 2 Year (Started)

Under Vote: 12

Over Vote: 0

Kelly D. Beltinck	38	100.00%
Write-In	0	0.00%
Total...	38	0.00%

REP - Isabella County Drain Commissioner (Started)

Under Vote: 15

Over Vote: 0

Scott W. Brown	22	62.86%
Robert J. Willoughby	13	37.14%
Write-In	0	0.00%
Total...	35	0.00%

REP - County Commissioner District 5 (Started)

Under Vote: 10

Over Vote: 0

Timothy Narr	40	100.00%
Write-In	0	0.00%
Total...	40	0.00%

REP - City of Mt Pleasant Precinct 7 Delegates (Rep) (Started)

Under Vote: 67

Over Vote: 0

Tim Narr	33	100.00%
Write-In	0	0.00%
Total...	33	0.00%

DEM - Representative in Congress 4th District (Started)

Under Vote: 23

Over Vote: 0

Write-In	24	100.00%
Total...	24	100.00%

DEM - State Representative 99th District (Started)

Under Vote: 1

Over Vote: 0

Bryan Mielke	46	100.00%
--------------	----	---------

Isabella_Pri_Aug16_E

August 2, 2016

Precinct Report

Isabella County

Accumulated Totals

City of Mt Pleasant Precinct 7

DEM - State Representative 99th District (Started)

Write-In	0	0.00%
Total...	46	0.00%

DEM - Isabella County Prosecuting Attorney (Started)

Under Vote: 44
Over Vote: 0

Write-In	3	100.00%
Total...	3	100.00%

DEM - Isabella County Sheriff (Started)

Under Vote: 44
Over Vote: 0

Write-In	3	100.00%
Total...	3	100.00%

DEM - Isabella County Clerk (Started)

Under Vote: 3
Over Vote: 0

Chelsea Plevinski	44	100.00%
Write-In	0	0.00%
Total...	44	0.00%

DEM - Isabella County Treasurer (Started)

Under Vote: 44
Over Vote: 0

Write-In	3	100.00%
Total...	3	100.00%

DEM - Isabella County Register of Deeds (Started)

Under Vote: 5
Over Vote: 0

Randall Doyle	42	100.00%
Write-In	0	0.00%
Total...	42	0.00%

DEM - Isabella County Road Commissioner - 6 Year (Started)

Under Vote: 16
Over Vote: 0

Kevin M. Blumberg	38	48.72%
TJ Smith	40	51.28%
Write-In	0	0.00%
Total...	78	0.00%

DEM - Isabella County Road Commissioner - 2 Year (Started)

Under Vote: 44
Over Vote: 0

Write-In	3	100.00%
Total...	3	100.00%

DEM - Isabella County Drain Commissioner (Started)

Under Vote: 4
Over Vote: 0

Richard Jakubiec	32	74.42%
William Scott Moss	11	25.58%

Isabella_Pri_Aug16_E

August 2, 2016

Precinct Report

Isabella County

Accumulated Totals

City of Mt Pleasant Precinct 7

DEM - Isabella County Drain Commissioner (Started)

Write-In	0	0.00%
Total...	43	0.00%

DEM - County Commissioner District 5 (Started)

Under Vote: 1
Over Vote: 0

James S. Moreno	46	100.00%
Write-In	0	0.00%
Total...	46	0.00%

DEM - City of Mt Pleasant Precinct 7 Delegate (Dem) (Started)

Under Vote: 88
Over Vote: 0

Write-In	6	100.00%
Total...	6	100.00%

Isabella Co Renewel of Oper Millage (Started)

Under Vote: 7
Over Vote: 0

YES	81	88.04%
NO	11	11.96%
Total...	92	100.00%

Transportation Comm Millage Renewal (Started)

Under Vote: 6
Over Vote: 0

YES	83	89.25%
NO	10	10.75%
Total...	93	100.00%

Isabella_Pri_Aug16_E

August 2, 2016

Precinct Report

Isabella County

Accumulated Totals

Union Township Precinct 1

Registration & Turnout		1,528
Election Day Turnout	246	16.10%
Election Day Manual Entry Turnout	0	0.00%
County Clerk Turnout	0	0.00%
AV Voting Locations Turnout	72	4.71%
SPR Host Turnout	0	0.00%
Total...	318	20.81%

REP - Representative in Congress 4th District (Started)

Under Vote: 29
Over Vote: 0

John Moolenaar	187	99.47%
Write-In	1	0.53%
Total...	188	100.00%

REP - State Representative 99th District (Started)

Under Vote: 3
Over Vote: 0

Roger Hauck	123	57.48%
Robin Stressman	91	42.52%
Write-In	0	0.00%
Total...	214	0.00%

REP - Isabella County Prosecuting Attorney (Started)

Under Vote: 23
Over Vote: 0

Risa Hunt-Scully	194	100.00%
Write-In	0	0.00%
Total...	194	0.00%

REP - Isabella County Sheriff (Started)

Under Vote: 12
Over Vote: 0

Michael Hosking	39	19.02%
Michael Main	166	80.98%
Write-In	0	0.00%
Total...	205	0.00%

REP - Isabella County Clerk (Started)

Under Vote: 36
Over Vote: 0

Minde B. Lux	181	100.00%
Write-In	0	0.00%
Total...	181	0.00%

REP - Isabella County Treasurer (Started)

Under Vote: 26
Over Vote: 0

Steven Pickens	191	100.00%
Write-In	0	0.00%
Total...	191	0.00%

Isabella_Pri_Aug16_E

August 2, 2016

Precinct Report

Isabella County

Accumulated Totals

Union Township Precinct 1

REP - Isabella County Register of Deeds (Started)

Under Vote: 31

Over Vote: 0

Karen R. Jackson	186	100.00%
Write-In	0	0.00%
Total...	186	0.00%

REP - Isabella County Road Commissioner - 6 Year (Started)

Under Vote: 122

Over Vote: 0

John M. Graham	161	51.60%
Terry Lee Turnwald	151	48.40%
Write-In	0	0.00%
Total...	312	0.00%

REP - Isabella County Road Commissioner - 2 Year (Started)

Under Vote: 35

Over Vote: 0

Kelly D. Beltinck	182	100.00%
Write-In	0	0.00%
Total...	182	0.00%

REP - Isabella County Drain Commissioner (Started)

Under Vote: 42

Over Vote: 0

Scott W. Brown	57	32.57%
Robert J. Willoughby	118	67.43%
Write-In	0	0.00%
Total...	175	0.00%

REP - County Commissioner District 4 (Started)

Under Vote: 36

Over Vote: 0

Jim Horton	181	100.00%
Write-In	0	0.00%
Total...	181	0.00%

REP - Union Township Supervisor (Started)

Under Vote: 45

Over Vote: 0

Russ Alwood	172	100.00%
Write-In	0	0.00%
Total...	172	0.00%

REP - Union Township Clerk (Started)

Under Vote: 50

Over Vote: 0

Sonya M. Cody	167	100.00%
Write-In	0	0.00%
Total...	167	0.00%

Isabella_Pri_Aug16_E

August 2, 2016

Precinct Report

Isabella County

Accumulated Totals

Union Township Precinct 1

REP - Union Township Treasurer (Started)

Under Vote: 24

Over Vote: 0

Sarjit Chowdhary	34	17.62%
Diana K. Engler	159	82.38%
Write-In	0	0.00%
Total...	193	0.00%

(Started)

REP - Union Township Trustees

Under Vote: 410

Over Vote: 0

Bill Hauck	178	38.86%
Yvonne Marie Neyer	147	32.10%
Timothy E. Sprague	132	28.82%
Write-In	1	0.22%
Total...	458	100.00%

(Started)

REP - Union Township Precinct 1 Delegate (Rep)

Under Vote: 266

Over Vote: 0

Paul Gross	160	26.58%
Dale Jarman	139	23.09%
Brian Rush	158	26.25%
Jeff Sweet	145	24.09%
Write-In	0	0.00%
Total...	602	0.00%

(Started)

DEM - Representative in Congress 4th District

Under Vote: 65

Over Vote: 0

Write-In	34	100.00%
Total...	34	100.00%

(Started)

DEM - State Representative 99th District

Under Vote: 4

Over Vote: 0

Bryan Mielke	95	100.00%
Write-In	0	0.00%
Total...	95	0.00%

(Started)

DEM - Isabella County Prosecuting Attorney

Under Vote: 91

Over Vote: 0

Write-In	8	100.00%
Total...	8	100.00%

(Started)

DEM - Isabella County Sheriff

Under Vote: 90

Over Vote: 0

Write-In	9	100.00%
Total...	9	100.00%

Isabella_Pri_Aug16_E

August 2, 2016

Precinct Report

Isabella County

Accumulated Totals

Union Township Precinct 1

DEM - Isabella County Clerk (Started)

Under Vote: 16

Over Vote: 0

Chelsea Plevinski	83	100.00%
Write-In	0	0.00%
Total...	83	0.00%

(Started)

DEM - Isabella County Treasurer

Under Vote: 93

Over Vote: 0

Write-In	6	100.00%
Total...	6	100.00%

(Started)

DEM - Isabella County Register of Deeds

Under Vote: 13

Over Vote: 0

Randall Doyle	86	100.00%
Write-In	0	0.00%
Total...	86	0.00%

(Started)

DEM - Isabella County Road Commissioner - 6 Year

Under Vote: 35

Over Vote: 0

Kevin M. Blumberg	85	52.15%
TJ Smith	78	47.85%
Write-In	0	0.00%
Total...	163	0.00%

(Started)

DEM - Isabella County Road Commissioner - 2 Year

Under Vote: 92

Over Vote: 0

Write-In	7	100.00%
Total...	7	100.00%

(Started)

DEM - Isabella County Drain Commissioner

Under Vote: 7

Over Vote: 1

Richard Jakubiec	54	59.34%
William Scott Moss	37	40.66%
Write-In	0	0.00%
Total...	91	0.00%

(Started)

DEM - County Commissioner District 4

Under Vote: 13

Over Vote: 0

Sara Spencer-Noggle	86	100.00%
Write-In	0	0.00%
Total...	86	0.00%

(Started)

DEM - Union Township Supervisor

Under Vote: 8

Over Vote: 0

Ben Gunning	91	100.00%
-------------	----	---------

Isabella_Pri_Aug16_E

August 2, 2016

Precinct Report

Isabella County

Accumulated Totals

Union Township Precinct 1

DEM - Union Township Supervisor		(Started)
Write-In	0	0.00%
Total...	91	0.00%

DEM - Union Township Clerk		(Started)
----------------------------	--	-----------

Under Vote: 13
Over Vote: 0

Lisa Cody	86	100.00%
Write-In	0	0.00%
Total...	86	0.00%

DEM - Union Township Treasurer		(Started)
--------------------------------	--	-----------

Under Vote: 13
Over Vote: 0

Kimberly M. Rice	86	100.00%
Write-In	0	0.00%
Total...	86	0.00%

DEM - Union Township Trustees		(Started)
-------------------------------	--	-----------

Under Vote: 88
Over Vote: 0

Alana D'Ambrosio-Berry	79	25.65%
Tim Lannen	77	25.00%
Phil Mikus	77	25.00%
Norm Woerle	75	24.35%
Write-In	0	0.00%
Total...	308	0.00%

DEM - Union Township Precinct 1 Delegate (Dem)		(Started)
--	--	-----------

Under Vote: 207
Over Vote: 0

Megan Stenbridge	87	96.67%
Write-In	3	3.33%
Total...	90	100.00%

Isabella Co Renewal of Oper Millage		(Started)
-------------------------------------	--	-----------

Under Vote: 35
Over Vote: 0

YES	193	68.20%
NO	90	31.80%
Total...	283	100.00%

Transportation Comm Millage Renewal		(Started)
-------------------------------------	--	-----------

Under Vote: 29
Over Vote: 0

YES	198	68.51%
NO	91	31.49%
Total...	289	100.00%

Isabella_Pri_Aug16_E

August 2, 2016

Precinct Report

Isabella County

Accumulated Totals

Union Township Precinct 2

Registration & Turnout		3,151	
Election Day Turnout	200	6.35%	
Election Day Manual Entry Turnout	0	0.00%	
County Clerk Turnout	0	0.00%	
AV Voting Locations Turnout	73	2.32%	
SPR Host Turnout	0	0.00%	
Total...	273	8.66%	

REP - Representative in Congress 4th District (Started)

Under Vote: 29

Over Vote: 0

John Moolenaar	137	100.00%	
Write-In	0	0.00%	
Total...	137	0.00%	

REP - State Representative 99th District (Started)

Under Vote: 3

Over Vote: 0

Roger Hauck	96	58.90%	
Robin Stressman	67	41.10%	
Write-In	0	0.00%	
Total...	163	0.00%	

REP - Isabella County Prosecuting Attorney (Started)

Under Vote: 33

Over Vote: 0

Risa Hunt-Scully	132	99.25%	
Write-In	1	0.75%	
Total...	133	100.00%	

REP - Isabella County Sheriff (Started)

Under Vote: 8

Over Vote: 0

Michael Hosking	35	22.15%	
Michael Main	123	77.85%	
Write-In	0	0.00%	
Total...	158	0.00%	

REP - Isabella County Clerk (Started)

Under Vote: 31

Over Vote: 0

Minde B. Lux	134	99.26%	
Write-In	1	0.74%	
Total...	135	100.00%	

REP - Isabella County Treasurer (Started)

Under Vote: 27

Over Vote: 0

Steven Pickens	139	100.00%	
Write-In	0	0.00%	
Total...	139	0.00%	

Isabella_Pri_Aug16_E

August 2, 2016

Precinct Report

Isabella County

Accumulated Totals

Union Township Precinct 2

REP - Isabella County Register of Deeds (Started)

Under Vote: 30

Over Vote: 0

Karen R. Jackson	136	100.00%
Write-In	0	0.00%
Total...	136	0.00%

REP - Isabella County Road Commissioner - 6 Year (Started)

Under Vote: 123

Over Vote: 0

John M. Graham	107	51.20%
Terry Lee Turnwald	102	48.80%
Write-In	0	0.00%
Total...	209	0.00%

REP - Isabella County Road Commissioner - 2 Year (Started)

Under Vote: 29

Over Vote: 0

Kelly D. Beltinck	137	100.00%
Write-In	0	0.00%
Total...	137	0.00%

REP - Isabella County Drain Commissioner (Started)

Under Vote: 30

Over Vote: 0

Scott W. Brown	56	41.18%
Robert J. Willoughby	80	58.82%
Write-In	0	0.00%
Total...	136	0.00%

REP - County Commissioner District 4 (Started)

Under Vote: 30

Over Vote: 0

Jim Horton	132	100.00%
Write-In	0	0.00%
Total...	132	0.00%

REP - County Commissioner District 6 (Started)

Under Vote: 0

Over Vote: 0

Robert L. Wheeler	4	100.00%
Write-In	0	0.00%
Total...	4	0.00%

REP - Union Township Supervisor (Started)

Under Vote: 42

Over Vote: 0

Russ Alwood	123	99.19%
Write-In	1	0.81%
Total...	124	100.00%

Isabella_Pri_Aug16_E
August 2, 2016
Precinct Report
Isabella County
Accumulated Totals

Union Township Precinct 2

REP - Union Township Clerk (Started)

Under Vote: 50
Over Vote: 0

Sonya M. Cody	115	99.14%
Write-In	1	0.86%
Total...	116	100.00%

REP - Union Township Treasurer (Started)

Under Vote: 32
Over Vote: 0

Sarvjit Chowdhary	20	14.93%
Diana K. Engler	113	84.33%
Write-In	1	0.75%
Total...	134	100.00%

REP - Union Township Trustees (Started)

Under Vote: 381
Over Vote: 0

Bill Hauck	107	37.81%
Yvonne Marie Neyer	94	33.22%
Timothy E. Sprague	82	28.98%
Write-In	0	0.00%
Total...	283	0.00%

REP - Union Township Precinct 2 Delegate (Rep) (Started)

Under Vote: 299
Over Vote: 0

Douglas Davis Jr.	94	25.75%
John L. Hackman	96	26.30%
Gene Haymaker	87	23.84%
Ronda Haymaker	87	23.84%
Write-In	1	0.27%
Total...	365	100.00%

DEM - Representative in Congress 4th District (Started)

Under Vote: 68
Over Vote: 0

Write-In	33	100.00%
Total...	33	100.00%

DEM - State Representative 99th District (Started)

Under Vote: 6
Over Vote: 0

Bryan Mielke	95	100.00%
Write-In	0	0.00%
Total...	95	0.00%

DEM - Isabella County Prosecuting Attorney (Started)

Under Vote: 90
Over Vote: 0

Write-In	11	100.00%
Total...	11	100.00%

Isabella_Pri_Aug16_E

August 2, 2016

Precinct Report

Isabella County

Accumulated Totals

Union Township Precinct 2

DEM - Isabella County Sheriff (Started)

Under Vote: 95
Over Vote: 0

Write-In	6	100.00%
Total...	6	100.00%

DEM - Isabella County Clerk (Started)

Under Vote: 17
Over Vote: 0

Chelsea Plevinski	84	100.00%
Write-In	0	0.00%
Total...	84	0.00%

DEM - Isabella County Treasurer (Started)

Under Vote: 94
Over Vote: 0

Write-In	7	100.00%
Total...	7	100.00%

DEM - Isabella County Register of Deeds (Started)

Under Vote: 18
Over Vote: 0

Randall Doyle	82	98.80%
Write-In	1	1.20%
Total...	83	100.00%

DEM - Isabella County Road Commissioner - 6 Year (Started)

Under Vote: 50
Over Vote: 0

Kevin M. Blumberg	79	51.97%
TJ Smith	73	48.03%
Write-In	0	0.00%
Total...	152	0.00%

DEM - Isabella County Road Commissioner - 2 Year (Started)

Under Vote: 97
Over Vote: 0

Write-In	4	100.00%
Total...	4	100.00%

DEM - Isabella County Drain Commissioner (Started)

Under Vote: 11
Over Vote: 0

Richard Jakubiec	56	62.22%
William Scott Moss	34	37.78%
Write-In	0	0.00%
Total...	90	0.00%

DEM - County Commissioner District 4 (Started)

Under Vote: 15
Over Vote: 0

Sara Spencer-Noggie	81	100.00%
Write-In	0	0.00%
Total...	81	0.00%

Isabella_Pri_Aug16_E

August 2, 2016

Precinct Report

Isabella County

Accumulated Totals

Union Township Precinct 2

DEM - County Commissioner District 6 (Started)

Under Vote: 1
Over Vote: 0

David Ling	4	100.00%
Write-In	0	0.00%
Total...	4	0.00%

DEM - Union Township Supervisor (Started)

Under Vote: 10
Over Vote: 0

Ben Gunning	91	100.00%
Write-In	0	0.00%
Total...	91	0.00%

DEM - Union Township Clerk (Started)

Under Vote: 14
Over Vote: 0

Lisa Cody	87	100.00%
Write-In	0	0.00%
Total...	87	0.00%

DEM - Union Township Treasurer (Started)

Under Vote: 18
Over Vote: 0

Kimberly M. Rice	83	100.00%
Write-In	0	0.00%
Total...	83	0.00%

DEM - Union Township Trustees (Started)

Under Vote: 85
Over Vote: 0

Alana D'Ambrosio-Berry	80	25.08%
Tim Lannen	82	25.71%
Phil Mikus	79	24.76%
Norm Woerle	78	24.45%
Write-In	0	0.00%
Total...	319	0.00%

DEM - Union Township Precinct 2 Delegate (Dem) (Started)

Under Vote: 492
Over Vote: 0

Write-In	13	100.00%
Total...	13	100.00%

Isabella Co Renewal of Oper Millage (Started)

Under Vote: 18
Over Vote: 0

YES	155	60.78%
NO	100	39.22%
Total...	255	100.00%

Isabella_Pri_Aug16_E

August 2, 2016

Precinct Report

Isabella County

Accumulated Totals

Union Township Precinct 2

Transportation Comm Millage Renewal (Started)

Under Vote: 16

Over Vote: 0

YES	158	61.48%
NO	99	38.52%
Total...	257	100.00%

Isabella_Pri_Aug16_E

August 2, 2016

Precinct Report

Isabella County

Accumulated Totals

Union Township Precinct 3

Registration & Turnout		2,047	
Election Day Turnout	204	9.97%	
Election Day Manual Entry Turnout	0	0.00%	
County Clerk Turnout	0	0.00%	
AV Voting Locations Turnout	33	1.61%	
SPR Host Turnout	0	0.00%	
Total...	237	11.58%	

REP - Representative in Congress 4th District (Started)

Under Vote: 28
Over Vote: 0

John Moolenaar	139	98.58%	
Write-In	2	1.42%	
Total...	141	100.00%	

REP - State Representative 99th District (Started)

Under Vote: 2
Over Vote: 0

Roger Hauck	87	52.10%	
Robin Stressman	80	47.90%	
Write-In	0	0.00%	
Total...	167	0.00%	

REP - Isabella County Prosecuting Attorney (Started)

Under Vote: 30
Over Vote: 0

Risa Hunt-Scully	138	99.28%	
Write-In	1	0.72%	
Total...	139	100.00%	

REP - Isabella County Sheriff (Started)

Under Vote: 8
Over Vote: 0

Michael Hosking	31	19.25%	
Michael Main	130	80.75%	
Write-In	0	0.00%	
Total...	161	0.00%	

REP - Isabella County Clerk (Started)

Under Vote: 34
Over Vote: 0

Minde B. Lux	134	99.26%	
Write-In	1	0.74%	
Total...	135	100.00%	

REP - Isabella County Treasurer (Started)

Under Vote: 35
Over Vote: 0

Steven Pickens	134	100.00%	
Write-In	0	0.00%	
Total...	134	0.00%	

Isabella_Pri_Aug16_E

August 2, 2016

Precinct Report

Isabella County

Accumulated Totals

Union Township Precinct 3

REP - Isabella County Register of Deeds (Started)

Under Vote: 35

Over Vote: 0

Karen R. Jackson	133	99.25%
Write-In	1	0.75%
Total...	134	100.00%

REP - Isabella County Road Commissioner - 6 Year (Started)

Under Vote: 113

Over Vote: 0

John M. Graham	124	55.11%
Terry Lee Turnwald	100	44.44%
Write-In	1	0.44%
Total...	225	100.00%

REP - Isabella County Road Commissioner - 2 Year (Started)

Under Vote: 38

Over Vote: 0

Kelly D. Beltinck	130	99.24%
Write-In	1	0.76%
Total...	131	100.00%

REP - Isabella County Drain Commissioner (Started)

Under Vote: 25

Over Vote: 0

Scott W. Brown	53	36.81%
Robert J. Willoughby	89	61.81%
Write-In	2	1.39%
Total...	144	100.00%

REP - County Commissioner District 4 (Started)

Under Vote: 30

Over Vote: 0

Jim Horton	100	98.04%
Write-In	2	1.96%
Total...	102	100.00%

REP - County Commissioner District 7 (Started)

Under Vote: 34

Over Vote: 0

Write-In	3	100.00%
Total...	3	100.00%

REP - Union Township Supervisor (Started)

Under Vote: 38

Over Vote: 0

Russ Alwood	128	97.71%
Write-In	3	2.29%
Total...	131	100.00%

REP - Union Township Clerk (Started)

Under Vote: 40

Over Vote: 0

Sonya M. Cody	128	99.22%
---------------	-----	--------

Isabella_Pri_Aug16_E

August 2, 2016

Precinct Report

Isabella County

Accumulated Totals

Union Township Precinct 3

REP - Union Township Clerk (Started)

Write-In	1	0.78%
Total...	129	100.00%

REP - Union Township Treasurer (Started)

Under Vote: 23
Over Vote: 0

Sarvjit Chowdhary	28	19.18%
Diana K. Engler	116	79.45%
Write-In	2	1.37%
Total...	146	100.00%

REP - Union Township Trustees (Started)

Under Vote: 345
Over Vote: 0

Bill Hauck	121	36.56%
Yvonne Marie Neyer	107	32.33%
Timothy E. Sprague	99	29.91%
Write-In	4	1.21%
Total...	331	100.00%

REP - Union Township Precinct 3 Delegate (Rep) (Started)

Under Vote: 376
Over Vote: 0

Cheryl Hunter	128	97.71%
Write-In	3	2.29%
Total...	131	100.00%

DEM - Representative in Congress 4th District (Started)

Under Vote: 36
Over Vote: 0

Write-In	30	100.00%
Total...	30	100.00%

DEM - State Representative 99th District (Started)

Under Vote: 7
Over Vote: 0

Bryan Mielke	59	100.00%
Write-In	0	0.00%
Total...	59	0.00%

DEM - Isabella County Prosecuting Attorney (Started)

Under Vote: 62
Over Vote: 0

Write-In	4	100.00%
Total...	4	100.00%

DEM - Isabella County Sheriff (Started)

Under Vote: 63
Over Vote: 0

Write-In	3	100.00%
Total...	3	100.00%

Isabella_Pri_Aug16_E

August 2, 2016

Precinct Report

Isabella County

Accumulated Totals

Union Township Precinct 3

DEM - Isabella County Clerk (Started)

Under Vote: 17

Over Vote: 0

Chelsea Plevinski	49	100.00%
Write-In	0	0.00%
Total...	49	0.00%

DEM - Isabella County Treasurer (Started)

Under Vote: 63

Over Vote: 0

Write-In	3	100.00%
Total...	3	100.00%

DEM - Isabella County Register of Deeds (Started)

Under Vote: 13

Over Vote: 0

Randall Doyle	53	100.00%
Write-In	0	0.00%
Total...	53	0.00%

DEM - Isabella County Road Commissioner - 6 Year (Started)

Under Vote: 39

Over Vote: 0

Kevin M. Blumberg	46	49.46%
TJ Smith	47	50.54%
Write-In	0	0.00%
Total...	93	0.00%

DEM - Isabella County Road Commissioner - 2 Year (Started)

Under Vote: 62

Over Vote: 0

Write-In	4	100.00%
Total...	4	100.00%

DEM - Isabella County Drain Commissioner (Started)

Under Vote: 10

Over Vote: 0

Richard Jakubiec	29	51.79%
William Scott Moss	27	48.21%
Write-In	0	0.00%
Total...	56	0.00%

DEM - County Commissioner District 4 (Started)

Under Vote: 15

Over Vote: 0

Sara Spencer-Noggle	39	100.00%
Write-In	0	0.00%
Total...	39	0.00%

DEM - County Commissioner District 7 (Started)

Under Vote: 0

Over Vote: 0

Tobin Hope	12	100.00%
------------	----	---------

Isabella_Pri_Aug16_E

August 2, 2016

Precinct Report

Isabella County

Accumulated Totals

Union Township Precinct 3

DEM - County Commissioner District 7 (Started)

Write-In	0	0.00%
Total...	12	0.00%

DEM - Union Township Supervisor (Started)

Under Vote: 8
Over Vote: 0

Ben Gunning	58	100.00%
Write-In	0	0.00%
Total...	58	0.00%

DEM - Union Township Clerk (Started)

Under Vote: 15
Over Vote: 0

Lisa Cody	51	100.00%
Write-In	0	0.00%
Total...	51	0.00%

DEM - Union Township Treasurer (Started)

Under Vote: 11
Over Vote: 0

Kimberly M. Rice	55	100.00%
Write-In	0	0.00%
Total...	55	0.00%

DEM - Union Township Trustees (Started)

Under Vote: 61
Over Vote: 0

Alana D'Ambrosio-Berry	51	25.12%
Tim Lannen	53	26.11%
Phil Mikus	46	22.66%
Norm Woerle	53	26.11%
Write-In	0	0.00%
Total...	203	0.00%

DEM - Union Township Precinct 3 Delegate (Dem) (Started)

Under Vote: 194
Over Vote: 0

Write-In	4	100.00%
Total...	4	100.00%

Isabella Co Renewal of Oper Millage (Started)

Under Vote: 33
Over Vote: 0

YES	129	63.24%
NO	75	36.76%
Total...	204	100.00%

Transportation Comm Millage Renewal (Started)

Under Vote: 26
Over Vote: 1

YES	145	69.05%
NO	65	30.95%
Total...	210	100.00%

Isabella_Pri_Aug16_E

August 2, 2016

Precinct Report

Isabella County

Accumulated Totals

Vernon Township Precinct 1

Registration & Turnout		1,017	
Election Day Turnout	154	15.14%	
Election Day Manual Entry Turnout	0	0.00%	
County Clerk Turnout	0	0.00%	
AV Voting Locations Turnout	0	0.00%	
SPR Host Turnout	0	0.00%	
Total...	154	15.14%	

REP - Representative in Congress 4th District (Started)

Under Vote: 20
Over Vote: 0

John Moolenaar	103	100.00%	
Write-In	0	0.00%	
Total...	103	0.00%	

REP - State Representative 99th District (Started)

Under Vote: 5
Over Vote: 0

Roger Hauck	101	85.59%	
Robin Stressman	17	14.41%	
Write-In	0	0.00%	
Total...	118	0.00%	

REP - Isabella County Prosecuting Attorney (Started)

Under Vote: 26
Over Vote: 0

Risa Hunt-Scully	97	100.00%	
Write-In	0	0.00%	
Total...	97	0.00%	

REP - Isabella County Sheriff (Started)

Under Vote: 10
Over Vote: 0

Michael Hosking	35	30.97%	
Michael Main	78	69.03%	
Write-In	0	0.00%	
Total...	113	0.00%	

REP - Isabella County Clerk (Started)

Under Vote: 18
Over Vote: 0

Minde B. Lux	105	100.00%	
Write-In	0	0.00%	
Total...	105	0.00%	

REP - Isabella County Treasurer (Started)

Under Vote: 20
Over Vote: 0

Steven Pickens	103	100.00%	
Write-In	0	0.00%	
Total...	103	0.00%	

Isabella_Pri_Aug16_E

August 2, 2016

Precinct Report

Isabella County

Accumulated Totals

Vernon Township Precinct 1

REP - Isabella County Register of Deeds (Started)

Under Vote: 21

Over Vote: 0

Karen R. Jackson	102	100.00%
Write-In	0	0.00%
Total...	102	0.00%

REP - Isabella County Road Commissioner - 6 Year (Started)

Under Vote: 82

Over Vote: 0

John M. Graham	91	55.49%
Terry Lee Turnwald	73	44.51%
Write-In	0	0.00%
Total...	164	0.00%

REP - Isabella County Road Commissioner - 2 Year (Started)

Under Vote: 24

Over Vote: 0

Kelly D. Beltinck	99	100.00%
Write-In	0	0.00%
Total...	99	0.00%

REP - Isabella County Drain Commissioner (Started)

Under Vote: 19

Over Vote: 0

Scott W. Brown	39	37.50%
Robert J. Willoughby	65	62.50%
Write-In	0	0.00%
Total...	104	0.00%

REP - County Commissioner District 1 (Started)

Under Vote: 21

Over Vote: 0

George A. Green	102	100.00%
Write-In	0	0.00%
Total...	102	0.00%

REP - Vernon Township Supervisor (Started)

Under Vote: 18

Over Vote: 0

Jeffrey R. Bean	105	100.00%
Write-In	0	0.00%
Total...	105	0.00%

REP - Vernon Township Clerk (Started)

Under Vote: 16

Over Vote: 1

Loren Cole	106	100.00%
Write-In	0	0.00%
Total...	106	0.00%

Isabella_Pri_Aug16_E

August 2, 2016

Precinct Report

Isabella County

Accumulated Totals

Vernon Township Precinct 1

REP - Vernon Township Treasurer (Started)

Under Vote: 17

Over Vote: 0

Stephanie M. Allen	106	100.00%
Write-In	0	0.00%
Total...	106	0.00%

REP - Vernon Township Trustees (Started)

Under Vote: 79

Over Vote: 0

Ben Browning	92	55.09%
Michael J. Turner	75	44.91%
Write-In	0	0.00%
Total...	167	0.00%

REP - Vernon Township Delegate (Rep) (Started)

Under Vote: 256

Over Vote: 0

Kelly R. Bean	100	88.50%
Write-In	13	11.50%
Total...	113	100.00%

DEM - Representative in Congress 4th District (Started)

Under Vote: 21

Over Vote: 0

Write-In	7	100.00%
Total...	7	100.00%

DEM - State Representative 99th District (Started)

Under Vote: 3

Over Vote: 0

Bryan Mielke	25	100.00%
Write-In	0	0.00%
Total...	25	0.00%

DEM - Isabella County Prosecuting Attorney (Started)

Under Vote: 26

Over Vote: 0

Write-In	2	100.00%
Total...	2	100.00%

DEM - Isabella County Sheriff (Started)

Under Vote: 26

Over Vote: 0

Write-In	2	100.00%
Total...	2	100.00%

DEM - Isabella County Clerk (Started)

Under Vote: 3

Over Vote: 0

Chelsea Plevinski	25	100.00%
Write-In	0	0.00%
Total...	25	0.00%

Isabella_Pri_Aug16_E

August 2, 2016

Precinct Report

Isabella County

Accumulated Totals

Vernon Township Precinct 1

DEM - Isabella County Treasurer (Started)

Under Vote: 26

Over Vote: 0

Write-In	2	100.00%
Total...	2	100.00%

DEM - Isabella County Register of Deeds (Started)

Under Vote: 2

Over Vote: 0

Randall Doyle	26	100.00%
Write-In	0	0.00%
Total...	26	0.00%

DEM - Isabella County Road Commissioner - 6 Year (Started)

Under Vote: 18

Over Vote: 0

Kevin M. Blumberg	22	57.89%
TJ Smith	16	42.11%
Write-In	0	0.00%
Total...	38	0.00%

DEM - Isabella County Road Commissioner - 2 Year (Started)

Under Vote: 26

Over Vote: 0

Write-In	2	100.00%
Total...	2	100.00%

DEM - Isabella County Drain Commissioner (Started)

Under Vote: 0

Over Vote: 1

Richard Jakubiec	13	48.15%
William Scott Moss	14	51.85%
Write-In	0	0.00%
Total...	27	0.00%

DEM - County Commissioner District 1 (Started)

Under Vote: 26

Over Vote: 0

Write-In	2	100.00%
Total...	2	100.00%

DEM - Vernon Township Supervisor (Started)

Under Vote: 27

Over Vote: 0

Write-In	1	100.00%
Total...	1	100.00%

DEM - Vernon Township Clerk (Started)

Under Vote: 27

Over Vote: 0

Write-In	1	100.00%
Total...	1	100.00%

Isabella_Pri_Aug16_E

August 2, 2016

Precinct Report

Isabella County

Accumulated Totals

Vernon Township Precinct 1

DEM - Vernon Township Treasurer (Started)

Under Vote: 27

Over Vote: 0

Write-In

1 100.00%

Total... 1 100.00%

DEM - Vernon Township Trustees (Started)

Under Vote: 55

Over Vote: 0

Write-In

1 100.00%

Total... 1 100.00%

DEM - Vernon Township Delegate (Dem) (Started)

Under Vote: 55

Over Vote: 0

Write-In

1 100.00%

Total... 1 100.00%

Isabella Co Renewal of Oper Millage (Started)

Under Vote: 16

Over Vote: 0

YES

65 47.10%

NO

73 52.90%

Total... 138 100.00%

Transportation Comm Millage Renewal (Started)

Under Vote: 16

Over Vote: 0

YES

60 43.48%

NO

78 56.52%

Total... 138 100.00%

Isabella_Pri_Aug16_E

August 2, 2016

Precinct Report

Isabella County

Accumulated Totals

Wise Township Precinct 1

Registration & Turnout		913	
Election Day Turnout	154	16.87%	
Election Day Manual Entry Turnout	0	0.00%	
County Clerk Turnout	0	0.00%	
AV Voting Locations Turnout	0	0.00%	
SPR Host Turnout	0	0.00%	
Total...	154	16.87%	
REP - Representative in Congress 4th District			(Started)
Under Vote: 22			
Over Vote: 0			
John Moolenaar	85	98.84%	
Write-In	1	1.16%	
Total...	86	100.00%	
REP - State Representative 99th District			(Started)
Under Vote: 13			
Over Vote: 1			
Roger Hauck	79	84.04%	
Robin Stressman	15	15.96%	
Write-In	0	0.00%	
Total...	94	0.00%	
REP - Isabella County Prosecuting Attorney			(Started)
Under Vote: 30			
Over Vote: 0			
Risa Hunt-Scully	78	100.00%	
Write-In	0	0.00%	
Total...	78	0.00%	
REP - Isabella County Sheriff			(Started)
Under Vote: 16			
Over Vote: 0			
Michael Hosking	26	28.26%	
Michael Main	65	70.65%	
Write-In	1	1.09%	
Total...	92	100.00%	
REP - Isabella County Clerk			(Started)
Under Vote: 22			
Over Vote: 0			
Minde B. Lux	85	98.84%	
Write-In	1	1.16%	
Total...	86	100.00%	
REP - Isabella County Treasurer			(Started)
Under Vote: 26			
Over Vote: 0			
Steven Pickens	82	100.00%	
Write-In	0	0.00%	
Total...	82	0.00%	

Isabella_Pri_Aug16_E

August 2, 2016

Precinct Report

Isabella County

Accumulated Totals

Wise Township Precinct 1

REP - Isabella County Register of Deeds (Started)

Under Vote: 26

Over Vote: 0

Karen R. Jackson	82	100.00%
Write-In	0	0.00%
Total...	82	0.00%

REP - Isabella County Road Commissioner - 6 Year (Started)

Under Vote: 97

Over Vote: 0

John M. Graham	69	57.98%
Terry Lee Turnwald	50	42.02%
Write-In	0	0.00%
Total...	119	0.00%

REP - Isabella County Road Commissioner - 2 Year (Started)

Under Vote: 31

Over Vote: 0

Kelly D. Beltinck	77	100.00%
Write-In	0	0.00%
Total...	77	0.00%

REP - Isabella County Drain Commissioner (Started)

Under Vote: 20

Over Vote: 0

Scott W. Brown	45	51.14%
Robert J. Willoughby	43	48.86%
Write-In	0	0.00%
Total...	88	0.00%

REP - County Commissioner District 1 (Started)

Under Vote: 28

Over Vote: 0

George A. Green	80	100.00%
Write-In	0	0.00%
Total...	80	0.00%

REP - Wise Township Supervisor (Started)

Under Vote: 6

Over Vote: 0

Robert Moore	62	60.78%
Lee Ranck	39	38.24%
Write-In	1	0.98%
Total...	102	100.00%

REP - Wise Township Clerk (Started)

Under Vote: 21

Over Vote: 0

Doris Methner	87	100.00%
Write-In	0	0.00%
Total...	87	0.00%

Isabella_Pri_Aug16_E

August 2, 2016

Precinct Report

Isabella County

Accumulated Totals

Wise Township Precinct 1

REP - Wise Township Treasurer (Started)

Under Vote: 104

Over Vote: 0

Write-In	4	100.00%
Total...	4	100.00%

REP - Wise Township Trustees (Started)

Under Vote: 138

Over Vote: 0

Travis Burgess	77	98.72%
Write-In	1	1.28%
Total...	78	100.00%

REP - Wise Township Delegate (Rep) (Started)

Under Vote: 130

Over Vote: 0

David C. Moore	85	98.84%
Write-In	1	1.16%
Total...	86	100.00%

DEM - Representative in Congress 4th District (Started)

Under Vote: 30

Over Vote: 0

Write-In	12	100.00%
Total...	12	100.00%

DEM - State Representative 99th District (Started)

Under Vote: 8

Over Vote: 0

Bryan Mielke	34	100.00%
Write-In	0	0.00%
Total...	34	0.00%

DEM - Isabella County Prosecuting Attorney (Started)

Under Vote: 40

Over Vote: 0

Write-In	2	100.00%
Total...	2	100.00%

DEM - Isabella County Sheriff (Started)

Under Vote: 41

Over Vote: 0

Write-In	1	100.00%
Total...	1	100.00%

DEM - Isabella County Clerk (Started)

Under Vote: 9

Over Vote: 0

Chelsea Plevinski	33	100.00%
Write-In	0	0.00%
Total...	33	0.00%

Isabella_Pri_Aug16_E

August 2, 2016

Precinct Report

Isabella County

Accumulated Totals

Wise Township Precinct 1

DEM - Isabella County Treasurer (Started)

Under Vote: 41

Over Vote: 0

Write-In	1	100.00%
Total...	1	100.00%

DEM - Isabella County Register of Deeds (Started)

Under Vote: 10

Over Vote: 0

Randall Doyle	32	100.00%
Write-In	0	0.00%
Total...	32	0.00%

DEM - Isabella County Road Commissioner - 6 Year (Started)

Under Vote: 23

Over Vote: 0

Kevin M. Blumberg	32	52.46%
TJ Smith	29	47.54%
Write-In	0	0.00%
Total...	61	0.00%

DEM - Isabella County Road Commissioner - 2 Year (Started)

Under Vote: 41

Over Vote: 0

Write-In	1	100.00%
Total...	1	100.00%

DEM - Isabella County Drain Commissioner (Started)

Under Vote: 4

Over Vote: 1

Richard Jakubiec	13	35.14%
William Scott Moss	24	64.86%
Write-In	0	0.00%
Total...	37	0.00%

DEM - County Commissioner District 1 (Started)

Under Vote: 41

Over Vote: 0

Write-In	1	100.00%
Total...	1	100.00%

DEM - Wise Township Supervisor (Started)

Under Vote: 41

Over Vote: 0

Write-In	1	100.00%
Total...	1	100.00%

DEM - Wise Township Clerk (Started)

Under Vote: 41

Over Vote: 0

Write-In	1	100.00%
Total...	1	100.00%

Isabella_Pri_Aug16_E

August 2, 2016

Precinct Report

Isabella County

Accumulated Totals

Wise Township Precinct 1

DEM - Wise Township Treasurer (Started)

Under Vote: 8

Over Vote: 0

Renee D. Filhart 33 97.06%

Write-In 1 2.94%

Total... 34 100.00%

DEM - Wise Township Trustees (Started)

Under Vote: 51

Over Vote: 0

Betsy Babosh 33 100.00%

Write-In 0 0.00%

Total... 33 0.00%

DEM - Wise Township Delegate (Dem) (Started)

Under Vote: 84

Over Vote: 0

Write-In 0 0.00%

Total... 0 0.00%

Isabella Co Renewal of Oper Millage (Started)

Under Vote: 20

Over Vote: 0

YES 62 46.27%

NO 72 53.73%

Total... 134 100.00%

Transportation Comm Millage Renewal (Started)

Under Vote: 19

Over Vote: 0

YES 76 56.30%

NO 59 43.70%

Total... 135 100.00%

Statement of Votes Cast

Date:08/16/16

Jackson County, MI

Time:10:12:53

2016 General Primary

Page:1 of 230

SOVC For Jurisdiction Wide, All Counters, No Precinct Delegates

Official Results

	TURN OUT		
	Reg. Voters	Cards Cast	% Turnout
Jurisdiction Wide			
City of Jackson, Ward 1, Precinct 1	1632	101	6.19%
City of Jackson, Ward 1, Precinct 2	1887	135	7.15%
City of Jackson, Ward 2, Precinct 1	1712	182	10.63%
City of Jackson, Ward 2, Precinct 2	1387	86	6.20%
City of Jackson, Ward 3, Precinct 1	728	60	8.24%
City of Jackson, Ward 3, Precinct 2	1578	202	12.80%
City of Jackson, Ward 3, Precinct 3	1197	152	12.70%
City of Jackson, Ward 4, Precinct 1	1397	141	10.09%
City of Jackson, Ward 4, Precinct 2	1274	140	10.99%
City of Jackson, Ward 4, Precinct 3	1242	274	22.06%
City of Jackson, Ward 5, Precinct 1	747	29	3.88%
City of Jackson, Ward 5, Precinct 2	932	76	8.15%
City of Jackson, Ward 5, Precinct 3	1241	78	6.29%
City of Jackson, Ward 6, Precinct 1	1220	358	29.34%
City of Jackson, Ward 6, Precinct 2	1365	202	14.80%
City of Jackson, Ward 6, Precinct 3	1412	328	23.23%
Blackman Charter Township, Precinct 1	2510	236	9.40%
Blackman Charter Township, Precinct 2	2978	467	15.68%
Blackman Charter Township, Precinct 3	2906	516	17.76%
Blackman Charter Township, Precinct 4	2884	260	9.02%
Blackman Charter Township, Precinct 5	2337	174	7.45%
Columbia Township, Precinct 1	1972	370	18.76%
Columbia Township, Precinct 2	1594	384	24.09%
Columbia Township, Precinct 3	2419	553	22.86%
Concord Township, Precinct 1	1984	499	25.15%
Grass Lake Charter Township, Precinct 1	2060	466	22.62%
Grass Lake Charter Township, Precinct 2	1447	335	23.15%
Grass Lake Charter Township, Precinct 3	844	205	24.29%
Hanover Township, Precinct 1	1271	350	27.54%
Hanover Township, Precinct 2	1557	360	23.12%
Henrietta Township, Precinct 1	1619	236	14.58%
Henrietta Township, Precinct 2	1894	185	9.77%
Leoni Township, Precinct 1	2934	602	20.52%
Leoni Township, Precinct 2	2770	467	16.86%
Leoni Township, Precinct 3	2383	330	13.85%
Leoni Township, Precinct 4	2100	370	17.62%
Liberty Township, Precinct 1	1453	336	23.12%
Liberty Township, Precinct 2	1000	162	16.20%
Napoleon Township, Precinct 1	1725	288	16.70%
Napoleon Township, Precinct 2	1642	306	18.64%
Napoleon Township, Precinct 3	1825	374	20.49%
Norvell Township, Precinct 1	977	152	15.56%
Norvell Township, Precinct 2	1229	180	14.65%
Parma Township, Precinct 1	2027	296	14.60%
Pulaski Township, Precinct 1	1404	351	25.00%
Rives Township, Precinct 1	2087	417	19.98%
Rives Township, Precinct 2	1456	424	29.12%
Sandstone Township, Precinct 1	1229	297	24.17%
Sandstone Township, Precinct 2	856	237	27.69%
Sandstone Township, Precinct 3	789	163	20.66%
Spring Arbor Township, Precinct 1	2785	731	26.25%
Spring Arbor Township, Precinct 2	2463	502	20.38%
Springport Township, Precinct 1	1492	186	12.47%
Summit Township, Precinct 1	2082	243	11.67%
Summit Township, Precinct 2	2125	524	24.66%
Summit Township, Precinct 3	1987	398	20.03%
Summit Township, Precinct 4	1980	507	25.61%
Summit Township, Precinct 5	1889	522	27.63%
Summit Township, Precinct 6	1332	251	18.84%

Statement of Votes Cast

Date:08/16/16

Jackson County, MI

Time:10:12:53

2016 General Primary

Page:2 of 230

SOVC For Jurisdiction Wide, All Counters, No Precinct Delegates

Official Results

	TURN OUT		
	Reg. Voters	Cards Cast	% Turnout
Summit Township, Precinct 7	2722	438	16.09%
Summit Township, Precinct 8	2356	229	9.72%
Tompkins Township, Precinct 1	2015	296	14.69%
Waterloo Township, Precinct 1	2173	264	12.15%
Total	110514	18983	17.18%

Statement of Votes Cast
Jackson County, MI
2016 General Primary

Date:08/16/16

Time:10:12:53

Page:3 of 230

SOVC For Jurisdiction Wide, All Counters, No Precinct Delegates
Official Results

	REP D7 Rep in Congress									
	Reg. Voters	Vote For	Times Counted	Total Votes	Doug North (REP)		Tim Walberg (REP)		Write-In Votes	
Jurisdiction Wide										
City of Jackson, Ward 1, Precinct 1	1632	2	101	43	17	39.53%	26	60.47%	0	0.00%
City of Jackson, Ward 1, Precinct 2	1887	2	135	22	7	31.82%	15	68.18%	0	0.00%
City of Jackson, Ward 2, Precinct 1	1712	2	182	120	36	30.00%	83	69.17%	1	0.83%
City of Jackson, Ward 2, Precinct 2	1387	2	86	45	18	40.00%	27	60.00%	0	0.00%
City of Jackson, Ward 3, Precinct 1	728	2	60	18	6	33.33%	12	66.67%	0	0.00%
City of Jackson, Ward 3, Precinct 2	1578	2	202	115	24	20.87%	91	79.13%	0	0.00%
City of Jackson, Ward 3, Precinct 3	1197	2	152	97	27	27.84%	69	71.13%	1	1.03%
City of Jackson, Ward 4, Precinct 1	1397	2	141	97	33	34.02%	64	65.98%	0	0.00%
City of Jackson, Ward 4, Precinct 2	1274	2	140	93	22	23.66%	71	76.34%	0	0.00%
City of Jackson, Ward 4, Precinct 3	1242	2	274	189	63	33.33%	126	66.67%	0	0.00%
City of Jackson, Ward 5, Precinct 1	747	2	29	7	2	28.57%	5	71.43%	0	0.00%
City of Jackson, Ward 5, Precinct 2	932	2	76	41	12	29.27%	28	68.29%	1	2.44%
City of Jackson, Ward 5, Precinct 3	1241	2	78	43	16	37.21%	27	62.79%	0	0.00%
City of Jackson, Ward 6, Precinct 1	1220	2	358	245	61	24.90%	184	75.10%	0	0.00%
City of Jackson, Ward 6, Precinct 2	1365	2	202	129	41	31.78%	87	67.44%	1	0.78%
City of Jackson, Ward 6, Precinct 3	1412	2	328	224	49	21.88%	174	77.68%	1	0.45%
Blackman Charter Township, Precinct 1	2510	2	236	129	45	34.88%	84	65.12%	0	0.00%
Blackman Charter Township, Precinct 2	2978	2	467	332	85	25.60%	246	74.10%	1	0.30%
Blackman Charter Township, Precinct 3	2906	2	516	360	118	32.78%	242	67.22%	0	0.00%
Blackman Charter Township, Precinct 4	2884	2	260	155	36	23.23%	119	76.77%	0	0.00%
Blackman Charter Township, Precinct 5	2337	2	174	107	29	27.10%	78	72.90%	0	0.00%
Columbia Township, Precinct 1	1972	2	370	281	82	29.18%	198	70.46%	1	0.36%
Columbia Township, Precinct 2	1594	2	384	295	89	30.17%	206	69.83%	0	0.00%
Columbia Township, Precinct 3	2419	2	553	412	127	30.83%	284	68.93%	1	0.24%
Concord Township, Precinct 1	1984	2	499	421	98	23.28%	321	76.25%	2	0.48%
Grass Lake Charter Township, Precinct 1	2060	2	466	379	113	29.82%	266	70.18%	0	0.00%
Grass Lake Charter Township, Precinct 2	1447	2	335	262	63	24.05%	199	75.95%	0	0.00%
Grass Lake Charter Township, Precinct 3	844	2	205	162	55	33.95%	107	66.05%	0	0.00%
Hanover Township, Precinct 1	1271	2	350	295	73	24.75%	221	74.92%	1	0.34%
Hanover Township, Precinct 2	1557	2	360	307	56	18.24%	251	81.76%	0	0.00%
Henrietta Township, Precinct 1	1619	2	236	150	46	30.67%	104	69.33%	0	0.00%
Henrietta Township, Precinct 2	1894	2	185	130	33	25.38%	97	74.62%	0	0.00%
Leoni Township, Precinct 1	2934	2	602	351	108	30.77%	243	69.23%	0	0.00%
Leoni Township, Precinct 2	2770	2	467	267	84	31.46%	183	68.54%	0	0.00%
Leoni Township, Precinct 3	2383	2	330	200	53	26.50%	147	73.50%	0	0.00%
Leoni Township, Precinct 4	2100	2	370	225	47	20.89%	178	79.11%	0	0.00%
Liberty Township, Precinct 1	1453	2	336	267	65	24.34%	202	75.66%	0	0.00%
Liberty Township, Precinct 2	1000	2	162	120	27	22.50%	93	77.50%	0	0.00%
Napoleon Township, Precinct 1	1725	2	288	206	53	25.73%	153	74.27%	0	0.00%
Napoleon Township, Precinct 2	1642	2	306	218	57	26.15%	160	73.39%	1	0.46%
Napoleon Township, Precinct 3	1825	2	374	294	75	25.51%	217	73.81%	2	0.68%
Norvell Township, Precinct 1	977	2	152	104	25	24.04%	78	75.00%	1	0.96%
Norvell Township, Precinct 2	1229	2	180	112	25	22.32%	87	77.68%	0	0.00%
Parma Township, Precinct 1	2027	2	296	230	56	24.35%	173	75.22%	1	0.43%
Pulaski Township, Precinct 1	1404	2	351	259	62	23.94%	196	75.68%	1	0.39%
Rives Township, Precinct 1	2087	2	417	330	81	24.55%	248	75.15%	1	0.30%
Rives Township, Precinct 2	1456	2	424	331	81	24.47%	249	75.23%	1	0.30%
Sandstone Township, Precinct 1	1229	2	297	239	60	25.10%	179	74.90%	0	0.00%
Sandstone Township, Precinct 2	856	2	237	192	51	26.56%	141	73.44%	0	0.00%
Sandstone Township, Precinct 3	789	2	163	132	39	29.55%	93	70.45%	0	0.00%
Spring Arbor Township, Precinct 1	2785	2	731	660	134	20.30%	521	78.94%	5	0.76%
Spring Arbor Township, Precinct 2	2463	2	502	425	91	21.41%	334	78.59%	0	0.00%
Springport Township, Precinct 1	1492	2	186	143	34	23.78%	109	76.22%	0	0.00%
Summit Township, Precinct 1	2082	2	243	169	51	30.18%	117	69.23%	1	0.59%
Summit Township, Precinct 2	2125	2	524	421	117	27.79%	303	71.97%	1	0.24%
Summit Township, Precinct 3	1987	2	398	308	77	25.00%	230	74.68%	1	0.32%
Summit Township, Precinct 4	1980	2	507	427	112	26.23%	311	72.83%	4	0.94%
Summit Township, Precinct 5	1889	2	522	433	99	22.86%	333	76.91%	1	0.23%
Summit Township, Precinct 6	1332	2	251	206	35	16.99%	171	83.01%	0	0.00%

Statement of Votes Cast
Jackson County, MI
2016 General Primary

Date:08/16/16
Time:10:12:53
Page:4 of 230

SOVC For Jurisdiction Wide, All Counters, No Precinct Delegates
Official Results

	REP D7 Rep in Congress									
	Reg. Voters	Vote For	Times Counted	Total Votes	Doug North (REP)		Tim Walberg (REP)		Write-In Votes	
Summit Township, Precinct 7	2722	2	438	334	90	26.95%	244	73.05%	0	0.00%
Summit Township, Precinct 8	2356	2	229	177	55	31.07%	120	67.80%	2	1.13%
Tompkins Township, Precinct 1	2015	2	296	218	55	25.23%	163	74.77%	0	0.00%
Waterloo Township, Precinct 1	2173	2	264	157	59	37.58%	98	62.42%	0	0.00%
Total	110514	126	18983	13860	3640	26.26%	10186	73.49%	34	0.25%

Statement of Votes Cast
Jackson County, MI
2016 General Primary

Date:08/16/16
Time:10:12:53
Page:5 of 230

SOVC For Jurisdiction Wide, All Counters, No Precinct Delegates
Official Results

	REP D64 Representative								
	Reg. Voters	Vote For	Times Counted	Total Votes	Julie Alexander (REP)	John M. Griffin (REP)	Phil Tripp (REP)		
Jurisdiction Wide									
City of Jackson, Ward 1, Precinct 1	1632	2	101	45	17 37.78%	13 28.89%	14 31.11%		
City of Jackson, Ward 1, Precinct 2	1887	2	135	22	7 31.82%	2 9.09%	13 59.09%		
City of Jackson, Ward 2, Precinct 1	1712	2	182	121	29 23.97%	42 34.71%	49 40.50%		
City of Jackson, Ward 2, Precinct 2	1387	2	86	45	14 31.11%	10 22.22%	21 46.67%		
City of Jackson, Ward 3, Precinct 1	728	2	60	18	7 38.89%	5 27.78%	6 33.33%		
City of Jackson, Ward 3, Precinct 2	1578	2	202	125	33 26.40%	46 36.80%	46 36.80%		
City of Jackson, Ward 3, Precinct 3	1197	2	152	100	33 33.00%	38 38.00%	29 29.00%		
City of Jackson, Ward 4, Precinct 1	1397	2	141	100	30 30.00%	32 32.00%	38 38.00%		
City of Jackson, Ward 4, Precinct 2	1274	2	140	98	37 37.76%	28 28.57%	33 33.67%		
City of Jackson, Ward 4, Precinct 3	1242	2	274	196	57 29.08%	77 39.29%	62 31.63%		
City of Jackson, Ward 5, Precinct 1	747	2	29	7	2 28.57%	2 28.57%	3 42.86%		
City of Jackson, Ward 5, Precinct 2	932	2	76	45	15 33.33%	23 51.11%	7 15.56%		
City of Jackson, Ward 5, Precinct 3	1241	2	78	46	13 28.26%	11 23.91%	22 47.83%		
City of Jackson, Ward 6, Precinct 1	1220	2	358	259	86 33.20%	99 38.22%	74 28.57%		
City of Jackson, Ward 6, Precinct 2	1365	2	202	135	47 34.81%	34 25.19%	54 40.00%		
City of Jackson, Ward 6, Precinct 3	1412	2	328	241	79 32.78%	89 36.93%	73 30.29%		
Concord Township, Precinct 1	1984	2	499	431	255 59.16%	68 15.78%	107 24.83%		
Hanover Township, Precinct 1	1271	2	350	312	196 62.82%	52 16.67%	64 20.51%		
Hanover Township, Precinct 2	1557	2	360	321	237 73.83%	23 7.17%	61 19.00%		
Napoleon Township, Precinct 1	1725	2	288	217	96 44.24%	42 19.35%	79 36.41%		
Napoleon Township, Precinct 2	1642	2	306	239	126 52.72%	32 13.39%	80 33.47%		
Napoleon Township, Precinct 3	1825	2	374	298	119 39.93%	77 25.84%	102 34.23%		
Parma Township, Precinct 1	2027	2	296	235	103 43.83%	48 20.43%	84 35.74%		
Pulaski Township, Precinct 1	1404	2	351	278	184 66.19%	21 7.55%	73 26.26%		
Sandstone Township, Precinct 1	1229	2	297	252	97 38.49%	73 28.97%	82 32.54%		
Sandstone Township, Precinct 2	856	2	237	208	99 47.60%	38 18.27%	71 34.13%		
Sandstone Township, Precinct 3	789	2	163	135	64 47.41%	29 21.48%	42 31.11%		
Spring Arbor Township, Precinct 1	2785	2	731	671	359 53.50%	104 15.50%	207 30.85%		
Spring Arbor Township, Precinct 2	2463	2	502	436	195 44.72%	119 27.29%	121 27.75%		
Summit Township, Precinct 1	2082	2	243	182	45 24.73%	77 42.31%	59 32.42%		
Summit Township, Precinct 2	2125	2	524	443	144 32.51%	176 39.73%	123 27.77%		
Summit Township, Precinct 3	1987	2	398	328	94 28.66%	157 47.87%	77 23.48%		
Summit Township, Precinct 4	1980	2	507	445	160 35.96%	168 37.75%	116 26.07%		
Summit Township, Precinct 5	1889	2	522	465	142 30.54%	196 42.15%	127 27.31%		
Summit Township, Precinct 6	1332	2	251	212	83 39.15%	75 35.38%	54 25.47%		
Summit Township, Precinct 7	2722	2	438	338	112 33.14%	81 23.96%	145 42.90%		
Summit Township, Precinct 8	2356	2	229	186	63 33.87%	49 26.34%	73 39.25%		
Total	58981	74	10410	8235	3479 42.25%	2256 27.40%	2491 30.25%		

Statement of Votes Cast

Date:08/16/16

Jackson County, MI

Time:10:12:53

2016 General Primary

Page:6 of 230

SOVC For Jurisdiction Wide, All Counters, No Precinct Delegates

Official Results

	REP D64 Representative	
	Write-In Votes	
Jurisdiction Wide		
City of Jackson, Ward 1, Precinct 1	1	2.22%
City of Jackson, Ward 1, Precinct 2	0	0.00%
City of Jackson, Ward 2, Precinct 1	1	0.83%
City of Jackson, Ward 2, Precinct 2	0	0.00%
City of Jackson, Ward 3, Precinct 1	0	0.00%
City of Jackson, Ward 3, Precinct 2	0	0.00%
City of Jackson, Ward 3, Precinct 3	0	0.00%
City of Jackson, Ward 4, Precinct 1	0	0.00%
City of Jackson, Ward 4, Precinct 2	0	0.00%
City of Jackson, Ward 4, Precinct 3	0	0.00%
City of Jackson, Ward 5, Precinct 1	0	0.00%
City of Jackson, Ward 5, Precinct 2	0	0.00%
City of Jackson, Ward 5, Precinct 3	0	0.00%
City of Jackson, Ward 6, Precinct 1	0	0.00%
City of Jackson, Ward 6, Precinct 2	0	0.00%
City of Jackson, Ward 6, Precinct 3	0	0.00%
Concord Township, Precinct 1	1	0.23%
Hanover Township, Precinct 1	0	0.00%
Hanover Township, Precinct 2	0	0.00%
Napoleon Township, Precinct 1	0	0.00%
Napoleon Township, Precinct 2	1	0.42%
Napoleon Township, Precinct 3	0	0.00%
Parma Township, Precinct 1	0	0.00%
Pulaski Township, Precinct 1	0	0.00%
Sandstone Township, Precinct 1	0	0.00%
Sandstone Township, Precinct 2	0	0.00%
Sandstone Township, Precinct 3	0	0.00%
Spring Arbor Township, Precinct 1	1	0.15%
Spring Arbor Township, Precinct 2	1	0.23%
Summit Township, Precinct 1	1	0.55%
Summit Township, Precinct 2	0	0.00%
Summit Township, Precinct 3	0	0.00%
Summit Township, Precinct 4	1	0.22%
Summit Township, Precinct 5	0	0.00%
Summit Township, Precinct 6	0	0.00%
Summit Township, Precinct 7	0	0.00%
Summit Township, Precinct 8	1	0.54%
Total	9	0.11%

Statement of Votes Cast
Jackson County, MI
2016 General Primary

Date:08/16/16
Time:10:12:53
Page:7 of 230

SOVC For Jurisdiction Wide, All Counters, No Precinct Delegates
Official Results

	REP D65 Representative									
	Reg. Voters	Vote For	Times Counted	Total Votes	Robert Paul Commert (REP)		Brett Roberts (REP)		Write-In Votes	
Jurisdiction Wide										
Blackman Charter Township, Precinct 1	2510	2	236	123	36	29.27%	87	70.73%	0	0.00%
Blackman Charter Township, Precinct 2	2978	2	467	323	71	21.98%	251	77.71%	1	0.31%
Blackman Charter Township, Precinct 3	2906	2	516	340	85	25.00%	253	74.41%	2	0.59%
Blackman Charter Township, Precinct 4	2884	2	260	152	35	23.03%	117	76.97%	0	0.00%
Blackman Charter Township, Precinct 5	2337	2	174	99	23	23.23%	76	76.77%	0	0.00%
Columbia Township, Precinct 1	1972	2	370	271	79	29.15%	191	70.48%	1	0.37%
Columbia Township, Precinct 2	1594	2	384	278	75	26.98%	203	73.02%	0	0.00%
Columbia Township, Precinct 3	2419	2	553	383	99	25.85%	282	73.63%	2	0.52%
Grass Lake Charter Township, Precinct 1	2060	2	466	362	133	36.74%	228	62.98%	1	0.28%
Grass Lake Charter Township, Precinct 2	1447	2	335	249	85	34.14%	164	65.86%	0	0.00%
Grass Lake Charter Township, Precinct 3	844	2	205	158	48	30.38%	110	69.62%	0	0.00%
Henrietta Township, Precinct 1	1619	2	236	141	25	17.73%	115	81.56%	1	0.71%
Henrietta Township, Precinct 2	1894	2	185	117	26	22.22%	91	77.78%	0	0.00%
Leoni Township, Precinct 1	2934	2	602	353	163	46.18%	190	53.82%	0	0.00%
Leoni Township, Precinct 2	2770	2	467	273	135	49.45%	137	50.18%	1	0.37%
Leoni Township, Precinct 3	2383	2	330	203	93	45.81%	109	53.69%	1	0.49%
Leoni Township, Precinct 4	2100	2	370	220	93	42.27%	127	57.73%	0	0.00%
Liberty Township, Precinct 1	1453	2	336	259	45	17.37%	213	82.24%	1	0.39%
Liberty Township, Precinct 2	1000	2	162	111	22	19.82%	88	79.28%	1	0.90%
Norvell Township, Precinct 1	977	2	152	103	30	29.13%	73	70.87%	0	0.00%
Norvell Township, Precinct 2	1229	2	180	100	19	19.00%	81	81.00%	0	0.00%
Rives Township, Precinct 1	2087	2	417	311	76	24.44%	235	75.56%	0	0.00%
Rives Township, Precinct 2	1456	2	424	315	72	22.86%	242	76.83%	1	0.32%
Springport Township, Precinct 1	1492	2	186	138	18	13.04%	120	86.96%	0	0.00%
Tompkins Township, Precinct 1	2015	2	296	209	30	14.35%	178	85.17%	1	0.48%
Waterloo Township, Precinct 1	2173	2	264	141	33	23.40%	108	76.60%	0	0.00%
Total	51533	52	8573	5732	1649	28.77%	4069	70.99%	14	0.24%

Statement of Votes Cast
Jackson County, MI
2016 General Primary

Date:08/16/16

Time:10:12:53

Page:8 of 230

SOVC For Jurisdiction Wide, All Counters, No Precinct Delegates

Official Results

	REP Prosecuting Attorney							
	Reg. Voters	Vote For	Times Counted	Total Votes	Jerry Jarzynka (REP)	Write-In Votes		
Jurisdiction Wide								
City of Jackson, Ward 1, Precinct 1	1632	2	101	36	36 100.00%	0	0.00%	
City of Jackson, Ward 1, Precinct 2	1887	2	135	21	21 100.00%	0	0.00%	
City of Jackson, Ward 2, Precinct 1	1712	2	182	104	101 97.12%	3	2.88%	
City of Jackson, Ward 2, Precinct 2	1387	2	86	40	37 92.50%	3	7.50%	
City of Jackson, Ward 3, Precinct 1	728	2	60	16	16 100.00%	0	0.00%	
City of Jackson, Ward 3, Precinct 2	1578	2	202	108	107 99.07%	1	0.93%	
City of Jackson, Ward 3, Precinct 3	1197	2	152	83	80 96.39%	3	3.61%	
City of Jackson, Ward 4, Precinct 1	1397	2	141	84	83 98.81%	1	1.19%	
City of Jackson, Ward 4, Precinct 2	1274	2	140	79	79 100.00%	0	0.00%	
City of Jackson, Ward 4, Precinct 3	1242	2	274	172	172 100.00%	0	0.00%	
City of Jackson, Ward 5, Precinct 1	747	2	29	6	5 83.33%	1	16.67%	
City of Jackson, Ward 5, Precinct 2	932	2	76	34	34 100.00%	0	0.00%	
City of Jackson, Ward 5, Precinct 3	1241	2	78	39	39 100.00%	0	0.00%	
City of Jackson, Ward 6, Precinct 1	1220	2	358	225	223 99.11%	2	0.89%	
City of Jackson, Ward 6, Precinct 2	1365	2	202	114	113 99.12%	1	0.88%	
City of Jackson, Ward 6, Precinct 3	1412	2	328	200	199 99.50%	1	0.50%	
Blackman Charter Township, Precinct 1	2510	2	236	109	109 100.00%	0	0.00%	
Blackman Charter Township, Precinct 2	2978	2	467	286	284 99.30%	2	0.70%	
Blackman Charter Township, Precinct 3	2906	2	516	315	313 99.37%	2	0.63%	
Blackman Charter Township, Precinct 4	2884	2	260	139	138 99.28%	1	0.72%	
Blackman Charter Township, Precinct 5	2337	2	174	96	96 100.00%	0	0.00%	
Columbia Township, Precinct 1	1972	2	370	224	223 99.55%	1	0.45%	
Columbia Township, Precinct 2	1594	2	384	251	249 99.20%	2	0.80%	
Columbia Township, Precinct 3	2419	2	553	339	339 100.00%	0	0.00%	
Concord Township, Precinct 1	1984	2	499	357	355 99.44%	2	0.56%	
Grass Lake Charter Township, Precinct 1	2060	2	466	321	317 98.75%	4	1.25%	
Grass Lake Charter Township, Precinct 2	1447	2	335	209	209 100.00%	0	0.00%	
Grass Lake Charter Township, Precinct 3	844	2	205	135	135 100.00%	0	0.00%	
Hanover Township, Precinct 1	1271	2	350	258	254 98.45%	4	1.55%	
Hanover Township, Precinct 2	1557	2	360	269	268 99.63%	1	0.37%	
Henrietta Township, Precinct 1	1619	2	236	123	123 100.00%	0	0.00%	
Henrietta Township, Precinct 2	1894	2	185	106	104 98.11%	2	1.89%	
Leoni Township, Precinct 1	2934	2	602	293	293 100.00%	0	0.00%	
Leoni Township, Precinct 2	2770	2	467	229	228 99.56%	1	0.44%	
Leoni Township, Precinct 3	2383	2	330	175	174 99.43%	1	0.57%	
Leoni Township, Precinct 4	2100	2	370	203	202 99.51%	1	0.49%	
Liberty Township, Precinct 1	1453	2	336	232	232 100.00%	0	0.00%	
Liberty Township, Precinct 2	1000	2	162	99	98 98.99%	1	1.01%	
Napoleon Township, Precinct 1	1725	2	288	191	191 100.00%	0	0.00%	
Napoleon Township, Precinct 2	1642	2	306	186	184 98.92%	2	1.08%	
Napoleon Township, Precinct 3	1825	2	374	252	251 99.60%	1	0.40%	
Norvell Township, Precinct 1	977	2	152	86	85 98.84%	1	1.16%	
Norvell Township, Precinct 2	1229	2	180	94	94 100.00%	0	0.00%	
Parma Township, Precinct 1	2027	2	296	193	191 98.96%	2	1.04%	
Pulaski Township, Precinct 1	1404	2	351	207	206 99.52%	1	0.48%	
Rives Township, Precinct 1	2087	2	417	290	289 99.66%	1	0.34%	
Rives Township, Precinct 2	1456	2	424	286	285 99.65%	1	0.35%	
Sandstone Township, Precinct 1	1229	2	297	208	208 100.00%	0	0.00%	
Sandstone Township, Precinct 2	856	2	237	144	144 100.00%	0	0.00%	
Sandstone Township, Precinct 3	789	2	163	112	112 100.00%	0	0.00%	
Spring Arbor Township, Precinct 1	2785	2	731	588	585 99.49%	3	0.51%	
Spring Arbor Township, Precinct 2	2463	2	502	377	376 99.73%	1	0.27%	
Springport Township, Precinct 1	1492	2	186	113	113 100.00%	0	0.00%	
Summit Township, Precinct 1	2082	2	243	154	150 97.40%	4	2.60%	
Summit Township, Precinct 2	2125	2	524	401	401 100.00%	0	0.00%	
Summit Township, Precinct 3	1987	2	398	267	264 98.88%	3	1.12%	
Summit Township, Precinct 4	1980	2	507	390	389 99.74%	1	0.26%	
Summit Township, Precinct 5	1889	2	522	395	391 98.99%	4	1.01%	
Summit Township, Precinct 6	1332	2	251	184	184 100.00%	0	0.00%	

Statement of Votes Cast

Date:08/16/16

Jackson County, MI

Time:10:12:53

2016 General Primary

Page:9 of 230

SOVC For Jurisdiction Wide, All Counters, No Precinct Delegates

Official Results

	REP Prosecuting Attorney							
	Reg. Voters	Vote For	Times Counted	Total Votes	Jerry Jarzynka (REP)		Write-In Votes	
Summit Township, Precinct 7	2722	2	438	297	295	99.33%	2	0.67%
Summit Township, Precinct 8	2356	2	229	168	165	98.21%	3	1.79%
Tompkins Township, Precinct 1	2015	2	296	174	172	98.85%	2	1.15%
Waterloo Township, Precinct 1	2173	2	264	128	128	100.00%	0	0.00%
Total	110514	126	18983	12014	11941	99.39%	73	0.61%

Statement of Votes Cast

Date:08/16/16

Jackson County, MI

Time:10:12:53

2016 General Primary

Page:10 of 230

SOVC For Jurisdiction Wide, All Counters, No Precinct Delegates

Official Results

	REP County Sheriff							
	Reg. Voters	Vote For	Times Counted	Total Votes	Steve Rand (REP)	Write-In Votes		
Jurisdiction Wide								
City of Jackson, Ward 1, Precinct 1	1632	2	101	41	41 100.00%	0	0.00%	
City of Jackson, Ward 1, Precinct 2	1887	2	135	21	20 95.24%	1	4.76%	
City of Jackson, Ward 2, Precinct 1	1712	2	182	106	105 99.06%	1	0.94%	
City of Jackson, Ward 2, Precinct 2	1387	2	86	42	40 95.24%	2	4.76%	
City of Jackson, Ward 3, Precinct 1	728	2	60	17	17 100.00%	0	0.00%	
City of Jackson, Ward 3, Precinct 2	1578	2	202	105	105 100.00%	0	0.00%	
City of Jackson, Ward 3, Precinct 3	1197	2	152	85	85 100.00%	0	0.00%	
City of Jackson, Ward 4, Precinct 1	1397	2	141	85	84 98.82%	1	1.18%	
City of Jackson, Ward 4, Precinct 2	1274	2	140	82	82 100.00%	0	0.00%	
City of Jackson, Ward 4, Precinct 3	1242	2	274	166	165 99.40%	1	0.60%	
City of Jackson, Ward 5, Precinct 1	747	2	29	6	5 83.33%	1	16.67%	
City of Jackson, Ward 5, Precinct 2	932	2	76	32	32 100.00%	0	0.00%	
City of Jackson, Ward 5, Precinct 3	1241	2	78	37	37 100.00%	0	0.00%	
City of Jackson, Ward 6, Precinct 1	1220	2	358	221	221 100.00%	0	0.00%	
City of Jackson, Ward 6, Precinct 2	1365	2	202	117	117 100.00%	0	0.00%	
City of Jackson, Ward 6, Precinct 3	1412	2	328	195	195 100.00%	0	0.00%	
Blackman Charter Township, Precinct 1	2510	2	236	115	115 100.00%	0	0.00%	
Blackman Charter Township, Precinct 2	2978	2	467	306	305 99.67%	1	0.33%	
Blackman Charter Township, Precinct 3	2906	2	516	328	327 99.70%	1	0.30%	
Blackman Charter Township, Precinct 4	2884	2	260	143	142 99.30%	1	0.70%	
Blackman Charter Township, Precinct 5	2337	2	174	99	99 100.00%	0	0.00%	
Columbia Township, Precinct 1	1972	2	370	229	227 99.13%	2	0.87%	
Columbia Township, Precinct 2	1594	2	384	260	260 100.00%	0	0.00%	
Columbia Township, Precinct 3	2419	2	553	355	355 100.00%	0	0.00%	
Concord Township, Precinct 1	1984	2	499	372	370 99.46%	2	0.54%	
Grass Lake Charter Township, Precinct 1	2060	2	466	343	341 99.42%	2	0.58%	
Grass Lake Charter Township, Precinct 2	1447	2	335	218	218 100.00%	0	0.00%	
Grass Lake Charter Township, Precinct 3	844	2	205	143	143 100.00%	0	0.00%	
Hanover Township, Precinct 1	1271	2	350	268	266 99.25%	2	0.75%	
Hanover Township, Precinct 2	1557	2	360	277	276 99.64%	1	0.36%	
Henrietta Township, Precinct 1	1619	2	236	131	131 100.00%	0	0.00%	
Henrietta Township, Precinct 2	1894	2	185	110	108 98.18%	2	1.82%	
Leoni Township, Precinct 1	2934	2	602	303	303 100.00%	0	0.00%	
Leoni Township, Precinct 2	2770	2	467	244	242 99.18%	2	0.82%	
Leoni Township, Precinct 3	2383	2	330	182	182 100.00%	0	0.00%	
Leoni Township, Precinct 4	2100	2	370	202	200 99.01%	2	0.99%	
Liberty Township, Precinct 1	1453	2	336	239	239 100.00%	0	0.00%	
Liberty Township, Precinct 2	1000	2	162	97	97 100.00%	0	0.00%	
Napoleon Township, Precinct 1	1725	2	288	187	186 99.47%	1	0.53%	
Napoleon Township, Precinct 2	1642	2	306	188	188 100.00%	0	0.00%	
Napoleon Township, Precinct 3	1825	2	374	257	256 99.61%	1	0.39%	
Norvell Township, Precinct 1	977	2	152	94	94 100.00%	0	0.00%	
Norvell Township, Precinct 2	1229	2	180	89	89 100.00%	0	0.00%	
Parma Township, Precinct 1	2027	2	296	202	200 99.01%	2	0.99%	
Pulaski Township, Precinct 1	1404	2	351	216	216 100.00%	0	0.00%	
Rives Township, Precinct 1	2087	2	417	297	295 99.33%	2	0.67%	
Rives Township, Precinct 2	1456	2	424	294	293 99.66%	1	0.34%	
Sandstone Township, Precinct 1	1229	2	297	209	209 100.00%	0	0.00%	
Sandstone Township, Precinct 2	856	2	237	157	156 99.36%	1	0.64%	
Sandstone Township, Precinct 3	789	2	163	111	111 100.00%	0	0.00%	
Spring Arbor Township, Precinct 1	2785	2	731	603	602 99.83%	1	0.17%	
Spring Arbor Township, Precinct 2	2463	2	502	380	379 99.74%	1	0.26%	
Springport Township, Precinct 1	1492	2	186	122	122 100.00%	0	0.00%	
Summit Township, Precinct 1	2082	2	243	150	147 98.00%	3	2.00%	
Summit Township, Precinct 2	2125	2	524	408	408 100.00%	0	0.00%	
Summit Township, Precinct 3	1987	2	398	277	277 100.00%	0	0.00%	
Summit Township, Precinct 4	1980	2	507	389	388 99.74%	1	0.26%	
Summit Township, Precinct 5	1889	2	522	403	403 100.00%	0	0.00%	
Summit Township, Precinct 6	1332	2	251	188	188 100.00%	0	0.00%	

Statement of Votes Cast

Date:08/16/16

Jackson County, MI

Time:10:12:53

2016 General Primary

Page:11 of 230

SOVC For Jurisdiction Wide, All Counters, No Precinct Delegates

Official Results

	REP County Sheriff							
	Reg. Voters	Vote For	Times Counted	Total Votes	Steve Rand (REP)		Write-In Votes	
Summit Township, Precinct 7	2722	2	438	303	303	100.00%	0	0.00%
Summit Township, Precinct 8	2356	2	229	167	166	99.40%	1	0.60%
Tompkins Township, Precinct 1	2015	2	296	178	178	100.00%	0	0.00%
Waterloo Township, Precinct 1	2173	2	264	127	127	100.00%	0	0.00%
Total	110514	126	18983	12318	12278	99.68%	40	0.32%

Statement of Votes Cast
Jackson County, MI
2016 General Primary

Date:08/16/16
Time:10:12:53
Page:12 of 230

SOVC For Jurisdiction Wide, All Counters, No Precinct Delegates
Official Results

	REP Clerk-Reg Deeds							
	Reg. Voters	Vote For	Times Counted	Total Votes	Amanda L. Riska (REP)	Write-In Votes		
Jurisdiction Wide								
City of Jackson, Ward 1, Precinct 1	1632	2	101	39	38 97.44%	1	2.56%	
City of Jackson, Ward 1, Precinct 2	1887	2	135	20	20 100.00%	0	0.00%	
City of Jackson, Ward 2, Precinct 1	1712	2	182	100	100 100.00%	0	0.00%	
City of Jackson, Ward 2, Precinct 2	1387	2	86	40	39 97.50%	1	2.50%	
City of Jackson, Ward 3, Precinct 1	728	2	60	15	15 100.00%	0	0.00%	
City of Jackson, Ward 3, Precinct 2	1578	2	202	101	101 100.00%	0	0.00%	
City of Jackson, Ward 3, Precinct 3	1197	2	152	79	78 98.73%	1	1.27%	
City of Jackson, Ward 4, Precinct 1	1397	2	141	80	80 100.00%	0	0.00%	
City of Jackson, Ward 4, Precinct 2	1274	2	140	77	77 100.00%	0	0.00%	
City of Jackson, Ward 4, Precinct 3	1242	2	274	157	157 100.00%	0	0.00%	
City of Jackson, Ward 5, Precinct 1	747	2	29	6	5 83.33%	1	16.67%	
City of Jackson, Ward 5, Precinct 2	932	2	76	31	31 100.00%	0	0.00%	
City of Jackson, Ward 5, Precinct 3	1241	2	78	36	36 100.00%	0	0.00%	
City of Jackson, Ward 6, Precinct 1	1220	2	358	208	208 100.00%	0	0.00%	
City of Jackson, Ward 6, Precinct 2	1365	2	202	113	113 100.00%	0	0.00%	
City of Jackson, Ward 6, Precinct 3	1412	2	328	190	190 100.00%	0	0.00%	
Blackman Charter Township, Precinct 1	2510	2	236	104	104 100.00%	0	0.00%	
Blackman Charter Township, Precinct 2	2978	2	467	287	285 99.30%	2	0.70%	
Blackman Charter Township, Precinct 3	2906	2	516	312	307 98.40%	5	1.60%	
Blackman Charter Township, Precinct 4	2884	2	260	139	139 100.00%	0	0.00%	
Blackman Charter Township, Precinct 5	2337	2	174	93	93 100.00%	0	0.00%	
Columbia Township, Precinct 1	1972	2	370	231	230 99.57%	1	0.43%	
Columbia Township, Precinct 2	1594	2	384	242	241 99.59%	1	0.41%	
Columbia Township, Precinct 3	2419	2	553	328	327 99.70%	1	0.30%	
Concord Township, Precinct 1	1984	2	499	363	361 99.45%	2	0.55%	
Grass Lake Charter Township, Precinct 1	2060	2	466	308	308 100.00%	0	0.00%	
Grass Lake Charter Township, Precinct 2	1447	2	335	202	201 99.50%	1	0.50%	
Grass Lake Charter Township, Precinct 3	844	2	205	127	127 100.00%	0	0.00%	
Hanover Township, Precinct 1	1271	2	350	251	249 99.20%	2	0.80%	
Hanover Township, Precinct 2	1557	2	360	257	257 100.00%	0	0.00%	
Henrietta Township, Precinct 1	1619	2	236	119	119 100.00%	0	0.00%	
Henrietta Township, Precinct 2	1894	2	185	112	112 100.00%	0	0.00%	
Leoni Township, Precinct 1	2934	2	602	292	292 100.00%	0	0.00%	
Leoni Township, Precinct 2	2770	2	467	228	226 99.12%	2	0.88%	
Leoni Township, Precinct 3	2383	2	330	172	172 100.00%	0	0.00%	
Leoni Township, Precinct 4	2100	2	370	197	196 99.49%	1	0.51%	
Liberty Township, Precinct 1	1453	2	336	234	234 100.00%	0	0.00%	
Liberty Township, Precinct 2	1000	2	162	95	94 98.95%	1	1.05%	
Napoleon Township, Precinct 1	1725	2	288	178	178 100.00%	0	0.00%	
Napoleon Township, Precinct 2	1642	2	306	190	189 99.47%	1	0.53%	
Napoleon Township, Precinct 3	1825	2	374	245	242 98.78%	3	1.22%	
Norvell Township, Precinct 1	977	2	152	86	85 98.84%	1	1.16%	
Norvell Township, Precinct 2	1229	2	180	88	88 100.00%	0	0.00%	
Parma Township, Precinct 1	2027	2	296	192	191 99.48%	1	0.52%	
Pulaski Township, Precinct 1	1404	2	351	213	213 100.00%	0	0.00%	
Rives Township, Precinct 1	2087	2	417	278	278 100.00%	0	0.00%	
Rives Township, Precinct 2	1456	2	424	283	283 100.00%	0	0.00%	
Sandstone Township, Precinct 1	1229	2	297	199	199 100.00%	0	0.00%	
Sandstone Township, Precinct 2	856	2	237	139	139 100.00%	0	0.00%	
Sandstone Township, Precinct 3	789	2	163	107	107 100.00%	0	0.00%	
Spring Arbor Township, Precinct 1	2785	2	731	580	579 99.83%	1	0.17%	
Spring Arbor Township, Precinct 2	2463	2	502	357	356 99.72%	1	0.28%	
Springport Township, Precinct 1	1492	2	186	120	120 100.00%	0	0.00%	
Summit Township, Precinct 1	2082	2	243	142	142 100.00%	0	0.00%	
Summit Township, Precinct 2	2125	2	524	381	380 99.74%	1	0.26%	
Summit Township, Precinct 3	1987	2	398	257	257 100.00%	0	0.00%	
Summit Township, Precinct 4	1980	2	507	374	373 99.73%	1	0.27%	
Summit Township, Precinct 5	1889	2	522	377	377 100.00%	0	0.00%	
Summit Township, Precinct 6	1332	2	251	180	180 100.00%	0	0.00%	

Statement of Votes Cast

Date:08/16/16

Jackson County, MI

Time:10:12:53

2016 General Primary

Page:13 of 230

SOVC For Jurisdiction Wide, All Counters, No Precinct Delegates

Official Results

	REP Clerk-Reg Deeds							
	Reg. Voters	Vote For	Times Counted	Total Votes	Amanda L. Riska (REP)	Write-In Votes		
Summit Township, Precinct 7	2722	2	438	299	299 100.00%	0	0.00%	
Summit Township, Precinct 8	2356	2	229	161	161 100.00%	0	0.00%	
Tompkins Township, Precinct 1	2015	2	296	174	174 100.00%	0	0.00%	
Waterloo Township, Precinct 1	2173	2	264	124	124 100.00%	0	0.00%	
Total	110514	126	18983	11709	11676 99.72%	33	0.28%	

Statement of Votes Cast
Jackson County, MI
2016 General Primary

Date:08/16/16

Time:10:12:53

Page:14 of 230

SOVC For Jurisdiction Wide, All Counters, No Precinct Delegates
Official Results

	REP County Treasurer								
	Reg. Voters	Vote For	Times Counted	Total Votes	Karen Coffman (REP)		Lauri Sue Olney (REP)		Write-In Votes
Jurisdiction Wide									
City of Jackson, Ward 1, Precinct 1	1632	2	101	40	24	60.00%	16	40.00%	0 0.00%
City of Jackson, Ward 1, Precinct 2	1887	2	135	21	11	52.38%	10	47.62%	0 0.00%
City of Jackson, Ward 2, Precinct 1	1712	2	182	110	60	54.55%	50	45.45%	0 0.00%
City of Jackson, Ward 2, Precinct 2	1387	2	86	43	24	55.81%	18	41.86%	1 2.33%
City of Jackson, Ward 3, Precinct 1	728	2	60	15	11	73.33%	4	26.67%	0 0.00%
City of Jackson, Ward 3, Precinct 2	1578	2	202	106	67	63.21%	39	36.79%	0 0.00%
City of Jackson, Ward 3, Precinct 3	1197	2	152	87	60	68.97%	27	31.03%	0 0.00%
City of Jackson, Ward 4, Precinct 1	1397	2	141	86	51	59.30%	35	40.70%	0 0.00%
City of Jackson, Ward 4, Precinct 2	1274	2	140	82	58	70.73%	24	29.27%	0 0.00%
City of Jackson, Ward 4, Precinct 3	1242	2	274	174	131	75.29%	43	24.71%	0 0.00%
City of Jackson, Ward 5, Precinct 1	747	2	29	7	5	71.43%	2	28.57%	0 0.00%
City of Jackson, Ward 5, Precinct 2	932	2	76	38	26	68.42%	12	31.58%	0 0.00%
City of Jackson, Ward 5, Precinct 3	1241	2	78	39	21	53.85%	18	46.15%	0 0.00%
City of Jackson, Ward 6, Precinct 1	1220	2	358	226	160	70.80%	66	29.20%	0 0.00%
City of Jackson, Ward 6, Precinct 2	1365	2	202	123	79	64.23%	44	35.77%	0 0.00%
City of Jackson, Ward 6, Precinct 3	1412	2	328	206	140	67.96%	66	32.04%	0 0.00%
Blackman Charter Township, Precinct 1	2510	2	236	115	69	60.00%	45	39.13%	1 0.87%
Blackman Charter Township, Precinct 2	2978	2	467	305	188	61.64%	116	38.03%	1 0.33%
Blackman Charter Township, Precinct 3	2906	2	516	300	192	64.00%	107	35.67%	1 0.33%
Blackman Charter Township, Precinct 4	2884	2	260	143	76	53.15%	66	46.15%	1 0.70%
Blackman Charter Township, Precinct 5	2337	2	174	102	61	59.80%	41	40.20%	0 0.00%
Columbia Township, Precinct 1	1972	2	370	249	160	64.26%	88	35.34%	1 0.40%
Columbia Township, Precinct 2	1594	2	384	242	164	67.77%	77	31.82%	1 0.41%
Columbia Township, Precinct 3	2419	2	553	352	223	63.35%	128	36.36%	1 0.28%
Concord Township, Precinct 1	1984	2	499	350	209	59.71%	140	40.00%	1 0.29%
Grass Lake Charter Township, Precinct 1	2060	2	466	321	214	66.67%	105	32.71%	2 0.62%
Grass Lake Charter Township, Precinct 2	1447	2	335	202	155	76.73%	47	23.27%	0 0.00%
Grass Lake Charter Township, Precinct 3	844	2	205	127	78	61.42%	49	38.58%	0 0.00%
Hanover Township, Precinct 1	1271	2	350	261	173	66.28%	87	33.33%	1 0.38%
Hanover Township, Precinct 2	1557	2	360	277	140	50.54%	137	49.46%	0 0.00%
Henrietta Township, Precinct 1	1619	2	236	134	83	61.94%	49	36.57%	2 1.49%
Henrietta Township, Precinct 2	1894	2	185	112	74	66.07%	38	33.93%	0 0.00%
Leoni Township, Precinct 1	2934	2	602	326	186	57.06%	140	42.94%	0 0.00%
Leoni Township, Precinct 2	2770	2	467	253	135	53.36%	116	45.85%	2 0.79%
Leoni Township, Precinct 3	2383	2	330	186	117	62.90%	69	37.10%	0 0.00%
Leoni Township, Precinct 4	2100	2	370	202	137	67.82%	65	32.18%	0 0.00%
Liberty Township, Precinct 1	1453	2	336	240	163	67.92%	77	32.08%	0 0.00%
Liberty Township, Precinct 2	1000	2	162	98	62	63.27%	36	36.73%	0 0.00%
Napoleon Township, Precinct 1	1725	2	288	190	141	74.21%	47	24.74%	2 1.05%
Napoleon Township, Precinct 2	1642	2	306	187	114	60.96%	72	38.50%	1 0.53%
Napoleon Township, Precinct 3	1825	2	374	259	191	73.75%	67	25.87%	1 0.39%
Norvell Township, Precinct 1	977	2	152	89	53	59.55%	36	40.45%	0 0.00%
Norvell Township, Precinct 2	1229	2	180	104	73	70.19%	31	29.81%	0 0.00%
Parma Township, Precinct 1	2027	2	296	197	119	60.41%	77	39.09%	1 0.51%
Pulaski Township, Precinct 1	1404	2	351	217	147	67.74%	70	32.26%	0 0.00%
Rives Township, Precinct 1	2087	2	417	286	175	61.19%	111	38.81%	0 0.00%
Rives Township, Precinct 2	1456	2	424	288	182	63.19%	106	36.81%	0 0.00%
Sandstone Township, Precinct 1	1229	2	297	203	112	55.17%	91	44.83%	0 0.00%
Sandstone Township, Precinct 2	856	2	237	161	99	61.49%	62	38.51%	0 0.00%
Sandstone Township, Precinct 3	789	2	163	116	59	50.86%	57	49.14%	0 0.00%
Spring Arbor Township, Precinct 1	2785	2	731	562	391	69.57%	170	30.25%	1 0.18%
Spring Arbor Township, Precinct 2	2463	2	502	363	201	55.37%	161	44.35%	1 0.28%
Springport Township, Precinct 1	1492	2	186	123	72	58.54%	51	41.46%	0 0.00%
Summit Township, Precinct 1	2082	2	243	157	107	68.15%	50	31.85%	0 0.00%
Summit Township, Precinct 2	2125	2	524	395	322	81.52%	73	18.48%	0 0.00%
Summit Township, Precinct 3	1987	2	398	302	214	70.86%	87	28.81%	1 0.33%
Summit Township, Precinct 4	1980	2	507	381	324	85.04%	56	14.70%	1 0.26%
Summit Township, Precinct 5	1889	2	522	390	273	70.00%	117	30.00%	0 0.00%
Summit Township, Precinct 6	1332	2	251	181	141	77.90%	40	22.10%	0 0.00%

Statement of Votes Cast

Date:08/16/16

Jackson County, MI

Time:10:12:53

2016 General Primary

Page:15 of 230

SOVC For Jurisdiction Wide, All Counters, No Precinct Delegates

Official Results

REP County Treasurer

	Reg. Voters	Vote For	Times Counted	Total Votes	Karen Coffman (REP)		Lauri Sue Olney (REP)		Write-In Votes	
Summit Township, Precinct 7	2722	2	438	297	201	67.68%	96	32.32%	0	0.00%
Summit Township, Precinct 8	2356	2	229	165	113	68.48%	52	31.52%	0	0.00%
Tompkins Township, Precinct 1	2015	2	296	191	112	58.64%	78	40.84%	1	0.52%
Waterloo Township, Precinct 1	2173	2	264	130	96	73.85%	34	26.15%	0	0.00%
Total	110514	126	18983	12234	8019	65.55%	4189	34.24%	26	0.21%

Statement of Votes Cast
Jackson County, MI
2016 General Primary

Date:08/16/16

Time:10:12:53

Page:16 of 230

SOVC For Jurisdiction Wide, All Counters, No Precinct Delegates
Official Results

	REP Drain Commissioner						
	Reg. Voters	Vote For	Times Counted	Total Votes	Frank James McGinn (REP)	Geoffrey W. Snyder (REP)	Write-In Votes
Jurisdiction Wide							
City of Jackson, Ward 1, Precinct 1	1632	2	101	37	22 59.46%	15 40.54%	0 0.00%
City of Jackson, Ward 1, Precinct 2	1887	2	135	21	5 23.81%	16 76.19%	0 0.00%
City of Jackson, Ward 2, Precinct 1	1712	2	182	101	48 47.52%	53 52.48%	0 0.00%
City of Jackson, Ward 2, Precinct 2	1387	2	86	41	19 46.34%	22 53.66%	0 0.00%
City of Jackson, Ward 3, Precinct 1	728	2	60	16	7 43.75%	9 56.25%	0 0.00%
City of Jackson, Ward 3, Precinct 2	1578	2	202	105	30 28.57%	75 71.43%	0 0.00%
City of Jackson, Ward 3, Precinct 3	1197	2	152	86	29 33.72%	55 63.95%	2 2.33%
City of Jackson, Ward 4, Precinct 1	1397	2	141	80	28 35.00%	52 65.00%	0 0.00%
City of Jackson, Ward 4, Precinct 2	1274	2	140	85	34 40.00%	51 60.00%	0 0.00%
City of Jackson, Ward 4, Precinct 3	1242	2	274	164	49 29.88%	114 69.51%	1 0.61%
City of Jackson, Ward 5, Precinct 1	747	2	29	7	3 42.86%	4 57.14%	0 0.00%
City of Jackson, Ward 5, Precinct 2	932	2	76	39	17 43.59%	22 56.41%	0 0.00%
City of Jackson, Ward 5, Precinct 3	1241	2	78	36	16 44.44%	20 55.56%	0 0.00%
City of Jackson, Ward 6, Precinct 1	1220	2	358	216	67 31.02%	149 68.98%	0 0.00%
City of Jackson, Ward 6, Precinct 2	1365	2	202	113	56 49.56%	57 50.44%	0 0.00%
City of Jackson, Ward 6, Precinct 3	1412	2	328	201	67 33.33%	134 66.67%	0 0.00%
Blackman Charter Township, Precinct 1	2510	2	236	112	45 40.18%	67 59.82%	0 0.00%
Blackman Charter Township, Precinct 2	2978	2	467	301	107 35.55%	193 64.12%	1 0.33%
Blackman Charter Township, Precinct 3	2906	2	516	312	123 39.42%	188 60.26%	1 0.32%
Blackman Charter Township, Precinct 4	2884	2	260	143	47 32.87%	96 67.13%	0 0.00%
Blackman Charter Township, Precinct 5	2337	2	174	103	35 33.98%	66 64.08%	2 1.94%
Columbia Township, Precinct 1	1972	2	370	249	110 44.18%	139 55.82%	0 0.00%
Columbia Township, Precinct 2	1594	2	384	259	132 50.97%	127 49.03%	0 0.00%
Columbia Township, Precinct 3	2419	2	553	355	206 58.03%	148 41.69%	1 0.28%
Concord Township, Precinct 1	1984	2	499	342	133 38.89%	208 60.82%	1 0.29%
Grass Lake Charter Township, Precinct 1	2060	2	466	314	142 45.22%	172 54.78%	0 0.00%
Grass Lake Charter Township, Precinct 2	1447	2	335	216	103 47.69%	113 52.31%	0 0.00%
Grass Lake Charter Township, Precinct 3	844	2	205	136	51 37.50%	84 61.76%	1 0.74%
Hanover Township, Precinct 1	1271	2	350	257	130 50.58%	125 48.64%	2 0.78%
Hanover Township, Precinct 2	1557	2	360	267	77 28.84%	188 70.41%	2 0.75%
Henrietta Township, Precinct 1	1619	2	236	136	75 55.15%	60 44.12%	1 0.74%
Henrietta Township, Precinct 2	1894	2	185	112	41 36.61%	71 63.39%	0 0.00%
Leoni Township, Precinct 1	2934	2	602	319	142 44.51%	176 55.17%	1 0.31%
Leoni Township, Precinct 2	2770	2	467	235	78 33.19%	154 65.53%	3 1.28%
Leoni Township, Precinct 3	2383	2	330	182	78 42.86%	104 57.14%	0 0.00%
Leoni Township, Precinct 4	2100	2	370	200	84 42.00%	116 58.00%	0 0.00%
Liberty Township, Precinct 1	1453	2	336	246	114 46.34%	132 53.66%	0 0.00%
Liberty Township, Precinct 2	1000	2	162	99	39 39.39%	60 60.61%	0 0.00%
Napoleon Township, Precinct 1	1725	2	288	189	74 39.15%	113 59.79%	2 1.06%
Napoleon Township, Precinct 2	1642	2	306	183	62 33.88%	121 66.12%	0 0.00%
Napoleon Township, Precinct 3	1825	2	374	253	108 42.69%	145 57.31%	0 0.00%
Norvell Township, Precinct 1	977	2	152	90	38 42.22%	51 56.67%	1 1.11%
Norvell Township, Precinct 2	1229	2	180	95	33 34.74%	61 64.21%	1 1.05%
Parma Township, Precinct 1	2027	2	296	201	58 28.86%	142 70.65%	1 0.50%
Pulaski Township, Precinct 1	1404	2	351	203	78 38.42%	125 61.58%	0 0.00%
Rives Township, Precinct 1	2087	2	417	288	115 39.93%	173 60.07%	0 0.00%
Rives Township, Precinct 2	1456	2	424	280	130 46.43%	150 53.57%	0 0.00%
Sandstone Township, Precinct 1	1229	2	297	204	66 32.35%	138 67.65%	0 0.00%
Sandstone Township, Precinct 2	856	2	237	154	69 44.81%	85 55.19%	0 0.00%
Sandstone Township, Precinct 3	789	2	163	105	30 28.57%	73 69.52%	2 1.90%
Spring Arbor Township, Precinct 1	2785	2	731	558	185 33.15%	371 66.49%	2 0.36%
Spring Arbor Township, Precinct 2	2463	2	502	351	95 27.07%	255 72.65%	1 0.28%
Springport Township, Precinct 1	1492	2	186	123	46 37.40%	77 62.60%	0 0.00%
Summit Township, Precinct 1	2082	2	243	151	49 32.45%	101 66.89%	1 0.66%
Summit Township, Precinct 2	2125	2	524	369	162 43.90%	207 56.10%	0 0.00%
Summit Township, Precinct 3	1987	2	398	276	88 31.88%	187 67.75%	1 0.36%
Summit Township, Precinct 4	1980	2	507	369	132 35.77%	236 63.96%	1 0.27%
Summit Township, Precinct 5	1889	2	522	372	119 31.99%	253 68.01%	0 0.00%
Summit Township, Precinct 6	1332	2	251	185	74 40.00%	109 58.92%	2 1.08%

Statement of Votes Cast
Jackson County, MI
2016 General Primary

Date:08/16/16
Time:10:12:53
Page:17 of 230

SOVC For Jurisdiction Wide, All Counters, No Precinct Delegates
Official Results

REP Drain Commissioner										
	Reg. Voters	Vote For	Times Counted	Total Votes	Frank James McGinn (REP)		Geoffrey W. Snyder (REP)		Write-In Votes	
Summit Township, Precinct 7	2722	2	438	292	89	30.48%	203	69.52%	0	0.00%
Summit Township, Precinct 8	2356	2	229	162	75	46.30%	87	53.70%	0	0.00%
Tompkins Township, Precinct 1	2015	2	296	189	66	34.92%	123	65.08%	0	0.00%
Waterloo Township, Precinct 1	2173	2	264	130	65	50.00%	65	50.00%	0	0.00%
Total	110514	126	18983	12015	4695	39.08%	7286	60.64%	34	0.28%

Statement of Votes Cast
Jackson County, MI
2016 General Primary

Date:08/16/16
Time:10:12:53
Page:18 of 230

SOVC For Jurisdiction Wide, All Counters, No Precinct Delegates
Official Results

	REP County Surveyor							
	Reg. Voters	Vote For	Times Counted	Total Votes	Dean R. Gutekunst (REP)	Write-In Votes		
Jurisdiction Wide								
City of Jackson, Ward 1, Precinct 1	1632	2	101	39	37 94.87%	2 5.13%		
City of Jackson, Ward 1, Precinct 2	1887	2	135	19	19 100.00%	0 0.00%		
City of Jackson, Ward 2, Precinct 1	1712	2	182	96	95 98.96%	1 1.04%		
City of Jackson, Ward 2, Precinct 2	1387	2	86	40	40 100.00%	0 0.00%		
City of Jackson, Ward 3, Precinct 1	728	2	60	15	15 100.00%	0 0.00%		
City of Jackson, Ward 3, Precinct 2	1578	2	202	96	95 98.96%	1 1.04%		
City of Jackson, Ward 3, Precinct 3	1197	2	152	80	77 96.25%	3 3.75%		
City of Jackson, Ward 4, Precinct 1	1397	2	141	78	78 100.00%	0 0.00%		
City of Jackson, Ward 4, Precinct 2	1274	2	140	78	77 98.72%	1 1.28%		
City of Jackson, Ward 4, Precinct 3	1242	2	274	153	151 98.69%	2 1.31%		
City of Jackson, Ward 5, Precinct 1	747	2	29	6	5 83.33%	1 16.67%		
City of Jackson, Ward 5, Precinct 2	932	2	76	32	32 100.00%	0 0.00%		
City of Jackson, Ward 5, Precinct 3	1241	2	78	35	35 100.00%	0 0.00%		
City of Jackson, Ward 6, Precinct 1	1220	2	358	198	198 100.00%	0 0.00%		
City of Jackson, Ward 6, Precinct 2	1365	2	202	107	107 100.00%	0 0.00%		
City of Jackson, Ward 6, Precinct 3	1412	2	328	177	174 98.31%	3 1.69%		
Blackman Charter Township, Precinct 1	2510	2	236	106	106 100.00%	0 0.00%		
Blackman Charter Township, Precinct 2	2978	2	467	282	281 99.65%	1 0.35%		
Blackman Charter Township, Precinct 3	2906	2	516	305	303 99.34%	2 0.66%		
Blackman Charter Township, Precinct 4	2884	2	260	136	135 99.26%	1 0.74%		
Blackman Charter Township, Precinct 5	2337	2	174	94	93 98.94%	1 1.06%		
Columbia Township, Precinct 1	1972	2	370	231	231 100.00%	0 0.00%		
Columbia Township, Precinct 2	1594	2	384	232	231 99.57%	1 0.43%		
Columbia Township, Precinct 3	2419	2	553	323	323 100.00%	0 0.00%		
Concord Township, Precinct 1	1984	2	499	326	325 99.69%	1 0.31%		
Grass Lake Charter Township, Precinct 1	2060	2	466	305	302 99.02%	3 0.98%		
Grass Lake Charter Township, Precinct 2	1447	2	335	190	190 100.00%	0 0.00%		
Grass Lake Charter Township, Precinct 3	844	2	205	124	123 99.19%	1 0.81%		
Hanover Township, Precinct 1	1271	2	350	243	240 98.77%	3 1.23%		
Hanover Township, Precinct 2	1557	2	360	258	257 99.61%	1 0.39%		
Henrietta Township, Precinct 1	1619	2	236	120	119 99.17%	1 0.83%		
Henrietta Township, Precinct 2	1894	2	185	108	108 100.00%	0 0.00%		
Leoni Township, Precinct 1	2934	2	602	276	275 99.64%	1 0.36%		
Leoni Township, Precinct 2	2770	2	467	216	214 99.07%	2 0.93%		
Leoni Township, Precinct 3	2383	2	330	174	173 99.43%	1 0.57%		
Leoni Township, Precinct 4	2100	2	370	191	191 100.00%	0 0.00%		
Liberty Township, Precinct 1	1453	2	336	223	223 100.00%	0 0.00%		
Liberty Township, Precinct 2	1000	2	162	96	95 98.96%	1 1.04%		
Napoleon Township, Precinct 1	1725	2	288	173	171 98.84%	2 1.16%		
Napoleon Township, Precinct 2	1642	2	306	179	178 99.44%	1 0.56%		
Napoleon Township, Precinct 3	1825	2	374	241	238 98.76%	3 1.24%		
Norvell Township, Precinct 1	977	2	152	84	84 100.00%	0 0.00%		
Norvell Township, Precinct 2	1229	2	180	84	84 100.00%	0 0.00%		
Parma Township, Precinct 1	2027	2	296	191	190 99.48%	1 0.52%		
Pulaski Township, Precinct 1	1404	2	351	198	196 98.99%	2 1.01%		
Rives Township, Precinct 1	2087	2	417	279	279 100.00%	0 0.00%		
Rives Township, Precinct 2	1456	2	424	278	277 99.64%	1 0.36%		
Sandstone Township, Precinct 1	1229	2	297	186	185 99.46%	1 0.54%		
Sandstone Township, Precinct 2	856	2	237	132	131 99.24%	1 0.76%		
Sandstone Township, Precinct 3	789	2	163	106	105 99.06%	1 0.94%		
Spring Arbor Township, Precinct 1	2785	2	731	560	559 98.82%	1 0.18%		
Spring Arbor Township, Precinct 2	2463	2	502	342	341 99.71%	1 0.29%		
Springport Township, Precinct 1	1492	2	186	106	106 100.00%	0 0.00%		
Summit Township, Precinct 1	2082	2	243	140	139 99.29%	1 0.71%		
Summit Township, Precinct 2	2125	2	524	373	372 99.73%	1 0.27%		
Summit Township, Precinct 3	1987	2	398	251	249 99.20%	2 0.80%		
Summit Township, Precinct 4	1980	2	507	361	361 100.00%	0 0.00%		
Summit Township, Precinct 5	1889	2	522	371	371 100.00%	0 0.00%		
Summit Township, Precinct 6	1332	2	251	179	179 100.00%	0 0.00%		

Statement of Votes Cast

Date:08/16/16

Jackson County, MI

Time:10:12:53

2016 General Primary

Page:19 of 230

SOVC For Jurisdiction Wide, All Counters, No Precinct Delegates

Official Results

REP County Surveyor								
	Reg. Voters	Vote For	Times Counted	Total Votes	Dean R. Gutekunst (REP)	Write-In Votes		
Summit Township, Precinct 7	2722	2	438	281	280 99.64%	1	0.36%	
Summit Township, Precinct 8	2356	2	229	155	154 99.35%	1	0.65%	
Tompkins Township, Precinct 1	2015	2	296	171	171 100.00%	0	0.00%	
Waterloo Township, Precinct 1	2173	2	264	119	119 100.00%	0	0.00%	
Total	110514	126	18983	11348	11292 99.51%	56	0.49%	

Statement of Votes Cast
Jackson County, MI
2016 General Primary

Date:08/16/16
Time:10:12:53
Page:20 of 230

SOVC For Jurisdiction Wide, All Counters, No Precinct Delegates
Official Results

REP D1 Commissioner									
	Reg. Voters	Vote For	Times Counted	Total Votes	Sarah Lightner (REP)		Write-In Votes		
Jurisdiction Wide									
Parma Township, Precinct 1	2027	2	296	190	189	99.47%	1	0.53%	
Rives Township, Precinct 1	2087	2	417	261	260	99.62%	1	0.38%	
Rives Township, Precinct 2	1456	2	424	268	267	99.63%	1	0.37%	
Sandstone Township, Precinct 1	1229	2	297	180	180	100.00%	0	0.00%	
Sandstone Township, Precinct 2	856	2	237	129	129	100.00%	0	0.00%	
Sandstone Township, Precinct 3	789	2	163	106	105	99.06%	1	0.94%	
Springport Township, Precinct 1	1492	2	186	124	123	99.19%	1	0.81%	
Tompkins Township, Precinct 1	2015	2	296	170	170	100.00%	0	0.00%	
Total	11951	16	2316	1428	1423	99.65%	5	0.35%	

Statement of Votes Cast
Jackson County, MI
2016 General Primary

Date:08/16/16
Time:10:12:53
Page:21 of 230

SOVC For Jurisdiction Wide, All Counters, No Precinct Delegates
Official Results

REP D2 Commissioner									
	Reg. Voters	Vote For	Times Counted	Total Votes	Rodney V. Walz (REP)		Write-In Votes		
Jurisdiction Wide									
Grass Lake Charter Township, Precinct 1	2060	2	466	315	314	99.68%	1	0.32%	
Grass Lake Charter Township, Precinct 2	1447	2	335	202	202	100.00%	0	0.00%	
Grass Lake Charter Township, Precinct 3	844	2	205	135	134	99.26%	1	0.74%	
Henrietta Township, Precinct 1	1619	2	236	107	107	100.00%	0	0.00%	
Henrietta Township, Precinct 2	1894	2	185	103	103	100.00%	0	0.00%	
Leoni Township, Precinct 1	678	2	110	59	58	98.31%	1	1.69%	
Leoni Township, Precinct 4	2100	2	370	187	187	100.00%	0	0.00%	
Waterloo Township, Precinct 1	2173	2	264	121	121	100.00%	0	0.00%	
Total	12815	16	2171	1229	1226	99.76%	3	0.24%	

Statement of Votes Cast
Jackson County, MI
2016 General Primary

Date:08/16/16
Time:10:12:53
Page:22 of 230

SOVC For Jurisdiction Wide, All Counters, No Precinct Delegates
Official Results

REP D3 Commissioner										
	Reg. Voters	Vote For	Times Counted	Total Votes	Carl Rice, Jr. (REP)		Benjamin Soltis (REP)		Write-In Votes	
Jurisdiction Wide										
Leoni Township, Precinct 1	2256	2	492	269	153	56.88%	116	43.12%	0	0.00%
Leoni Township, Precinct 2	2770	2	467	262	151	57.63%	108	41.22%	3	1.15%
Leoni Township, Precinct 3	2383	2	330	190	127	66.84%	62	32.63%	1	0.53%
Summit Township, Precinct 7	2722	2	438	311	101	32.48%	210	67.52%	0	0.00%
Summit Township, Precinct 8	2356	2	229	172	89	51.74%	81	47.09%	2	1.16%
Total	12487	10	1956	1204	621	51.58%	577	47.92%	6	0.50%

Statement of Votes Cast
Jackson County, MI
2016 General Primary

Date:08/16/16
Time:10:12:53
Page:23 of 230

SOVC For Jurisdiction Wide, All Counters, No Precinct Delegates
Official Results

REP D4 Commissioner									
	Reg. Voters	Vote For	Times Counted	Total Votes	Philip S. Duckham (REP)	Write-In Votes			
Jurisdiction Wide									
Columbia Township, Precinct 1	1972	2	370	246	244 99.19%	2	0.81%		
Columbia Township, Precinct 2	1594	2	384	232	232 100.00%	0	0.00%		
Columbia Township, Precinct 3	2419	2	553	334	332 99.40%	2	0.60%		
Napoleon Township, Precinct 1	1725	2	288	177	175 98.87%	2	1.13%		
Napoleon Township, Precinct 2	1642	2	306	189	187 98.94%	2	1.06%		
Napoleon Township, Precinct 3	1825	2	374	241	240 99.59%	1	0.41%		
Norvell Township, Precinct 1	977	2	152	86	85 98.84%	1	1.16%		
Norvell Township, Precinct 2	1229	2	180	90	90 100.00%	0	0.00%		
Total	13383	16	2607	1595	1585 99.37%	10	0.63%		

Statement of Votes Cast
Jackson County, MI
2016 General Primary

Date:08/16/16
Time:10:12:53
Page:24 of 230

SOVC For Jurisdiction Wide, All Counters, No Precinct Delegates
Official Results

REP D5 Commissioner									
	Reg. Voters	Vote For	Times Counted	Total Votes	James Shotwell, Jr. (REP)		Write-In Votes		
Jurisdiction Wide									
Liberty Township, Precinct 1	1453	2	336	214	210	98.13%	4	1.87%	
Liberty Township, Precinct 2	1000	2	162	96	94	97.92%	2	2.08%	
Summit Township, Precinct 1	2082	2	243	146	144	98.63%	2	1.37%	
Summit Township, Precinct 2	2125	2	524	376	374	99.47%	2	0.53%	
Summit Township, Precinct 3	1987	2	398	255	255	100.00%	0	0.00%	
Summit Township, Precinct 4	1980	2	507	369	368	99.73%	1	0.27%	
Summit Township, Precinct 5	1889	2	522	375	375	100.00%	0	0.00%	
Summit Township, Precinct 6	1332	2	251	178	178	100.00%	0	0.00%	
Total	13848	16	2943	2009	1998	99.45%	11	0.55%	

Statement of Votes Cast
Jackson County, MI
2016 General Primary

Date:08/16/16
Time:10:12:53
Page:25 of 230

SOVC For Jurisdiction Wide, All Counters, No Precinct Delegates
Official Results

	REP D6 Commissioner									
	Reg. Voters	Vote For	Times Counted	Total Votes	Leland Prebble (REP)		Allan Tompkins (REP)		David VanHoof (REP)	
Jurisdiction Wide										
Concord Township, Precinct 1	1984	2	499	386	156	40.41%	163	42.23%	66	17.10%
Hanover Township, Precinct 1	1271	2	350	281	50	17.79%	147	52.31%	83	29.54%
Hanover Township, Precinct 2	1557	2	360	286	93	32.52%	78	27.27%	115	40.21%
Pulaski Township, Precinct 1	1404	2	351	228	106	46.49%	77	33.77%	43	18.86%
Spring Arbor Township, Precinct 1	2785	2	731	620	269	43.39%	245	39.52%	104	16.77%
Spring Arbor Township, Precinct 2	2463	2	502	386	153	39.64%	146	37.82%	86	22.28%
Total	11464	12	2793	2187	827	37.81%	856	39.14%	497	22.73%

Statement of Votes Cast

Date:08/16/16

Jackson County, MI

Time:10:12:53

2016 General Primary

Page:26 of 230

SOVC For Jurisdiction Wide, All Counters, No Precinct Delegates

Official Results

	REP D6 Commissioner	
	Write-In Votes	
Jurisdiction Wide		
Concord Township, Precinct 1	1	0.26%
Hanover Township, Precinct 1	1	0.36%
Hanover Township, Precinct 2	0	0.00%
Pulaski Township, Precinct 1	2	0.88%
Spring Arbor Township, Precinct 1	2	0.32%
Spring Arbor Township, Precinct 2	1	0.26%
Total	7	0.32%

Statement of Votes Cast
Jackson County, MI
2016 General Primary

Date:08/16/16
Time:10:12:53
Page:27 of 230

SOVC For Jurisdiction Wide, All Counters, No Precinct Delegates
Official Results

	REP D7 Commissioner				
	Reg. Voters	Vote For	Times Counted	Total Votes	Write-In Votes
Jurisdiction Wide					
City of Jackson, Ward 1, Precinct 1	1632	2	101	5	5 100.00%
City of Jackson, Ward 1, Precinct 2	1887	2	135	4	4 100.00%
City of Jackson, Ward 2, Precinct 1	1712	2	182	13	13 100.00%
City of Jackson, Ward 2, Precinct 2	1387	2	86	4	4 100.00%
City of Jackson, Ward 3, Precinct 2	1578	2	202	11	11 100.00%
City of Jackson, Ward 3, Precinct 3	1197	2	152	9	9 100.00%
City of Jackson, Ward 5, Precinct 1	747	2	29	1	1 100.00%
Total	10140	14	887	47	47 100.00%

Statement of Votes Cast
Jackson County, MI
2016 General Primary

Date:08/16/16
Time:10:12:53
Page:28 of 230

SOVC For Jurisdiction Wide, All Counters, No Precinct Delegates
Official Results

	REP D8 Commissioner				
	Reg. Voters	Vote For	Times Counted	Total Votes	Write-In Votes
Jurisdiction Wide					
City of Jackson, Ward 3, Precinct 1	728	2	60	2	2 100.00%
City of Jackson, Ward 4, Precinct 1	1397	2	141	9	9 100.00%
City of Jackson, Ward 4, Precinct 2	1274	2	140	6	6 100.00%
City of Jackson, Ward 4, Precinct 3	1242	2	274	10	10 100.00%
City of Jackson, Ward 5, Precinct 2	932	2	76	2	2 100.00%
City of Jackson, Ward 5, Precinct 3	1241	2	78	11	11 100.00%
City of Jackson, Ward 6, Precinct 1	1220	2	358	10	10 100.00%
City of Jackson, Ward 6, Precinct 2	1365	2	202	8	8 100.00%
City of Jackson, Ward 6, Precinct 3	1412	2	328	13	13 100.00%
Total	10811	18	1657	71	71 100.00%

Statement of Votes Cast
Jackson County, MI
2016 General Primary

Date:08/16/16
Time:10:12:53
Page:29 of 230

SOVC For Jurisdiction Wide, All Counters, No Precinct Delegates
Official Results

	REP D9 Commissioner							
	Reg. Voters	Vote For	Times Counted	Total Votes	David K. Elwell (REP)	Write-In Votes		
Jurisdiction Wide								
Blackman Charter Township, Precinct 1	2510	2	236	110	110 100.00%	0	0.00%	
Blackman Charter Township, Precinct 2	2978	2	467	280	279 99.64%	1	0.36%	
Blackman Charter Township, Precinct 3	2906	2	516	312	311 99.68%	1	0.32%	
Blackman Charter Township, Precinct 4	2884	2	260	138	137 99.28%	1	0.72%	
Blackman Charter Township, Precinct 5	2337	2	174	88	88 100.00%	0	0.00%	
Total	13615	10	1653	928	925 99.68%	3	0.32%	

Statement of Votes Cast
Jackson County, MI
2016 General Primary

Date:08/16/16
Time:10:12:53
Page:30 of 230

SOVC For Jurisdiction Wide, All Counters, No Precinct Delegates
Official Results

REP Blackman Twp Supervisor								
	Reg. Voters	Vote For	Times Counted	Total Votes	Pete Jancek (REP)		Write-In Votes	
Jurisdiction Wide								
Blackman Charter Township, Precinct 1	2510	2	236	98	98	100.00%	0	0.00%
Blackman Charter Township, Precinct 2	2978	2	467	273	272	99.63%	1	0.37%
Blackman Charter Township, Precinct 3	2906	2	516	287	285	99.30%	2	0.70%
Blackman Charter Township, Precinct 4	2884	2	260	127	126	99.21%	1	0.79%
Blackman Charter Township, Precinct 5	2337	2	174	90	90	100.00%	0	0.00%
Total	13615	10	1653	875	871	99.54%	4	0.46%

Statement of Votes Cast
Jackson County, MI
2016 General Primary

Date:08/16/16
Time:10:12:53
Page:31 of 230

SOVC For Jurisdiction Wide, All Counters, No Precinct Delegates
Official Results

	REP Blackman Twp Clerk				
	Reg. Voters	Vote For	Times Counted	Total Votes	Write-In Votes
Jurisdiction Wide					
Blackman Charter Township, Precinct 1	2510	2	236	28	28 100.00%
Blackman Charter Township, Precinct 2	2978	2	467	77	77 100.00%
Blackman Charter Township, Precinct 3	2906	2	516	84	84 100.00%
Blackman Charter Township, Precinct 4	2884	2	260	23	23 100.00%
Blackman Charter Township, Precinct 5	2337	2	174	15	15 100.00%
Total	13615	10	1653	227	227 100.00%

Statement of Votes Cast

Date:08/16/16

Jackson County, MI

Time:10:12:53

2016 General Primary

Page:32 of 230

SOVC For Jurisdiction Wide, All Counters, No Precinct Delegates

Official Results

	REP Blackman Twp Treasurer				
	Reg. Voters	Vote For	Times Counted	Total Votes	Write-In Votes
Jurisdiction Wide					
Blackman Charter Township, Precinct 1	2510	2	236	2	2 100.00%
Blackman Charter Township, Precinct 2	2978	2	467	11	11 100.00%
Blackman Charter Township, Precinct 3	2906	2	516	13	13 100.00%
Blackman Charter Township, Precinct 4	2884	2	260	7	7 100.00%
Blackman Charter Township, Precinct 5	2337	2	174	7	7 100.00%
Total	13615	10	1653	40	40 100.00%

Statement of Votes Cast
Jackson County, MI
2016 General Primary

Date:08/16/16
Time:10:12:53
Page:33 of 230

SOVC For Jurisdiction Wide, All Counters, No Precinct Delegates
Official Results

	REP Blackman Twp Trustee									
	Reg. Voters	Vote For	Times Counted	Total Votes	Michael Ambs (REP)		Louis E. Globensky (REP)		Bruce Grabert (REP)	
Jurisdiction Wide										
Blackman Charter Township, Precinct 1	2510	8	236	351	76	21.65%	44	12.54%	42	11.97%
Blackman Charter Township, Precinct 2	2978	8	467	1005	185	18.41%	141	14.03%	134	13.33%
Blackman Charter Township, Precinct 3	2906	8	516	1028	213	20.72%	147	14.30%	157	15.27%
Blackman Charter Township, Precinct 4	2884	8	260	464	98	21.12%	74	15.95%	67	14.44%
Blackman Charter Township, Precinct 5	2337	8	174	316	71	22.47%	47	14.87%	44	13.92%
Total	13615	40	1653	3164	643	20.32%	453	14.32%	444	14.03%

Statement of Votes Cast
Jackson County, MI
2016 General Primary

Date:08/16/16
Time:10:12:53
Page:34 of 230

SOVC For Jurisdiction Wide, All Counters, No Precinct Delegates
Official Results

	REP Blackman Twp Trustee							
	Scott James Pack (REP)		Mike Thomas (REP)		Brandon Williams (REP)		Write-In Votes	
Jurisdiction Wide								
Blackman Charter Township, Precinct 1	59	16.81%	70	19.94%	59	16.81%	1	0.28%
Blackman Charter Township, Precinct 2	207	20.60%	186	18.51%	148	14.73%	4	0.40%
Blackman Charter Township, Precinct 3	161	15.66%	200	19.46%	141	13.72%	9	0.88%
Blackman Charter Township, Precinct 4	68	14.66%	78	16.81%	77	16.59%	2	0.43%
Blackman Charter Township, Precinct 5	43	13.61%	68	21.52%	42	13.29%	1	0.32%
Total	538	17.00%	602	19.03%	467	14.76%	17	0.54%

Statement of Votes Cast
Jackson County, MI
2016 General Primary

Date:08/16/16
Time:10:12:53
Page:35 of 230

SOVC For Jurisdiction Wide, All Counters, No Precinct Delegates
Official Results

REP Columbia Twp Supervisor										
	Reg. Voters	Vote For	Times Counted	Total Votes	Robert M. Elrod (REP)		Shawn Lutz (REP)		Write-In Votes	
Jurisdiction Wide										
Columbia Township, Precinct 1	1972	2	370	285	160	56.14%	124	43.51%	1	0.35%
Columbia Township, Precinct 2	1594	2	384	299	171	57.19%	128	42.81%	0	0.00%
Columbia Township, Precinct 3	2419	2	553	424	228	53.77%	195	45.99%	1	0.24%
Total	5985	6	1307	1008	559	55.46%	447	44.35%	2	0.20%

Statement of Votes Cast

Date:08/16/16

Jackson County, MI

Time:10:12:53

2016 General Primary

Page:36 of 230

SOVC For Jurisdiction Wide, All Counters, No Precinct Delegates

Official Results

REP Columbia Twp Clerk

	Reg. Voters	Vote For	Times Counted	Total Votes	Barry Marsh (REP)	Write-In Votes
Jurisdiction Wide						
Columbia Township, Precinct 1	1972	2	370	234	232 99.15%	2 0.85%
Columbia Township, Precinct 2	1594	2	384	238	236 99.16%	2 0.84%
Columbia Township, Precinct 3	2419	2	553	341	340 99.71%	1 0.29%
Total	5985	6	1307	813	808 99.38%	5 0.62%

Statement of Votes Cast
Jackson County, MI
2016 General Primary

Date:08/16/16
Time:10:12:53
Page:37 of 230

SOVC For Jurisdiction Wide, All Counters, No Precinct Delegates
Official Results

	REP Columbia Twp Treasurer								
	Reg. Voters	Vote For	Times Counted	Total Votes	John C. Calhoun (REP)		Write-In Votes		
Jurisdiction Wide									
Columbia Township, Precinct 1	1972	2	370	214	212	99.07%	2	0.93%	
Columbia Township, Precinct 2	1594	2	384	213	209	98.12%	4	1.88%	
Columbia Township, Precinct 3	2419	2	553	321	321	100.00%	0	0.00%	
Total	5985	6	1307	748	742	99.20%	6	0.80%	

Statement of Votes Cast

Date:08/16/16

Jackson County, MI

Time:10:12:53

2016 General Primary

Page:38 of 230

SOVC For Jurisdiction Wide, All Counters, No Precinct Delegates

Official Results

	REP Columbia Twp Trustee									
	Reg. Voters	Vote For	Times Counted	Total Votes	Del Anteau (REP)		Brent Beamish (REP)		Rick DeLand (REP)	
Jurisdiction Wide										
Columbia Township, Precinct 1	1972	8	370	937	75	8.00%	156	16.65%	149	15.90%
Columbia Township, Precinct 2	1594	8	384	1017	93	9.14%	157	15.44%	163	16.03%
Columbia Township, Precinct 3	2419	8	553	1434	124	8.65%	189	13.18%	211	14.71%
Total	5985	24	1307	3388	292	8.62%	502	14.82%	523	15.44%

Statement of Votes Cast
Jackson County, MI
2016 General Primary

Date:08/16/16
Time:10:12:53
Page:39 of 230

SOVC For Jurisdiction Wide, All Counters, No Precinct Delegates
Official Results

REP Columbia Twp Trustee

	James Minnick, Jr. (REP)		Michael J. Raczkowski (REP)		Philip Reynolds (REP)		Robin Tackett (REP)		Jeff Willaert (REP)		Write-In Votes	
Jurisdiction Wide												
Columbia Township, Precinct 1	113	12.06%	75	8.00%	144	15.37%	154	16.44%	71	7.58%	0	0.00%
Columbia Township, Precinct 2	124	12.19%	83	8.16%	180	17.70%	146	14.36%	71	6.98%	0	0.00%
Columbia Township, Precinct 3	207	14.44%	161	11.23%	229	15.97%	220	15.34%	93	6.49%	0	0.00%
Total	444	13.11%	319	9.42%	553	16.32%	520	15.35%	235	6.94%	0	0.00%

Statement of Votes Cast

Date:08/16/16

Jackson County, MI

Time:10:12:53

2016 General Primary

Page:40 of 230

SOVC For Jurisdiction Wide, All Counters, No Precinct Delegates

Official Results

	REP Concord Twp Supervisor									
	Reg. Voters	Vote For	Times Counted	Total Votes	Al Cavaasin (REP)		Jamie Ley (REP)		Write-In Votes	
Jurisdiction Wide										
Concord Township, Precinct 1	1984	2	499	426	234	54.93%	192	45.07%	0	0.00%
Total	1984	2	499	426	234	54.93%	192	45.07%	0	0.00%

Statement of Votes Cast

Date:08/16/16

Jackson County, MI

Time:10:12:53

2016 General Primary

Page:41 of 230

SOVC For Jurisdiction Wide, All Counters, No Precinct Delegates

Official Results

REP Concord Twp Clerk

	Reg. Voters	Vote For	Times Counted	Total Votes	Judy Clark (REP)	Write-In Votes
Jurisdiction Wide						
Concord Township, Precinct 1	1984	2	499	362	357 98.62%	5 1.38%
Total	1984	2	499	362	357 98.62%	5 1.38%

Statement of Votes Cast

Jackson County, MI

2016 General Primary

SOVC For Jurisdiction Wide, All Counters, No Precinct Delegates

Official Results

Date:08/16/16

Time:10:12:53

Page:42 of 230

REP Concord Twp Treasurer

	Reg. Voters	Vote For	Times Counted	Total Votes	Robert Jacokes (REP)	Write-In Votes
Jurisdiction Wide						
Concord Township, Precinct 1	1984	2	499	374	373 99.73%	1 0.27%
Total	1984	2	499	374	373 99.73%	1 0.27%

Statement of Votes Cast

Jackson County, MI

2016 General Primary

SOVC For Jurisdiction Wide, All Counters, No Precinct Delegates

Official Results

Date:08/16/16

Time:10:12:53

Page:43 of 230

REP Concord Twp Trustee

	Reg. Voters	Vote For	Times Counted	Total Votes	James N. Bush (REP)		David Miller (REP)		Larry Root (REP)	
Jurisdiction Wide										
Concord Township, Precinct 1	1984	4	499	618	219	35.44%	238	38.51%	156	25.24%
Total	1984	4	499	618	219	35.44%	238	38.51%	156	25.24%

Statement of Votes Cast

Date:08/16/16

Jackson County, MI

Time:10:12:53

2016 General Primary

Page:44 of 230

SOVC For Jurisdiction Wide, All Counters, No Precinct Delegates

Official Results

	REP Concord Twp Trustee	
	Write-In Votes	
Jurisdiction Wide		
Concord Township, Precinct 1	5	0.81%
Total	5	0.81%

Statement of Votes Cast
Jackson County, MI
2016 General Primary

Date:08/16/16
Time:10:12:53
Page:45 of 230

SOVC For Jurisdiction Wide, All Counters, No Precinct Delegates
Official Results

	REP Grass Lk Twp Supervisor									
	Reg. Voters	Vote For	Times Counted	Total Votes	James Stormont (REP)		Bruce A. Maxson (REP)		Write-In Votes	
Jurisdiction Wide										
Grass Lake Charter Township, Precinct 1	2060	2	466	399	237	59.40%	162	40.60%	0	0.00%
Grass Lake Charter Township, Precinct 2	1447	2	335	269	185	68.77%	84	31.23%	0	0.00%
Grass Lake Charter Township, Precinct 3	844	2	205	176	118	67.05%	58	32.95%	0	0.00%
Total	4351	6	1006	844	540	63.98%	304	36.02%	0	0.00%

Statement of Votes Cast
Jackson County, MI
2016 General Primary

Date:08/16/16
Time:10:12:53
Page:46 of 230

SOVC For Jurisdiction Wide, All Counters, No Precinct Delegates
Official Results

REP Grass Lk Twp Clerk									
	Reg. Voters	Vote For	Times Counted	Total Votes	Catherine Zenz (REP)	Write-In Votes			
Jurisdiction Wide									
Grass Lake Charter Township, Precinct 1	2060	2	466	347	347 100.00%	0	0.00%		
Grass Lake Charter Township, Precinct 2	1447	2	335	225	225 100.00%	0	0.00%		
Grass Lake Charter Township, Precinct 3	844	2	205	145	144 99.31%	1	0.69%		
Total	4351	6	1006	717	716 99.86%	1	0.14%		

Statement of Votes Cast
Jackson County, MI
2016 General Primary

Date:08/16/16
Time:10:12:53
Page:47 of 230

SOVC For Jurisdiction Wide, All Counters, No Precinct Delegates
Official Results

	REP Grass Lk Twp Treasurer							
	Reg. Voters	Vote For	Times Counted	Total Votes	Thomas Loveland (REP)		Write-In Votes	
Jurisdiction Wide								
Grass Lake Charter Township, Precinct 1	2060	2	466	346	345	99.71%	1	0.29%
Grass Lake Charter Township, Precinct 2	1447	2	335	223	222	99.55%	1	0.45%
Grass Lake Charter Township, Precinct 3	844	2	205	145	144	99.31%	1	0.69%
Total	4351	6	1006	714	711	99.58%	3	0.42%

Statement of Votes Cast
Jackson County, MI
2016 General Primary

Date:08/16/16
Time:10:12:53
Page:48 of 230

SOVC For Jurisdiction Wide, All Counters, No Precinct Delegates
Official Results

	REP Grass Lk Twp Trustee									
	Reg. Voters	Vote For	Times Counted	Total Votes	Scott Bray (REP)		Thomas Brennan (REP)		Gregory R. Cagney Sr (REP)	
Jurisdiction Wide										
Grass Lake Charter Township, Precinct 1	2060	8	466	1285	229	17.82%	204	15.88%	145	11.28%
Grass Lake Charter Township, Precinct 2	1447	8	335	892	151	16.93%	127	14.24%	132	14.80%
Grass Lake Charter Township, Precinct 3	844	8	205	616	94	15.26%	90	14.61%	80	12.99%
Total	4351	24	1006	2793	474	16.97%	421	15.07%	357	12.78%

Statement of Votes Cast
Jackson County, MI
2016 General Primary

Date:08/16/16
Time:10:12:53
Page:49 of 230

SOVC For Jurisdiction Wide, All Counters, No Precinct Delegates
Official Results

	REP Grass Lk Twp Trustee									
	Danny E. Hart (REP)		John M. Lesinski (REP)		William H. Lester (REP)		James J. Warbritton (REP)		Write-In Votes	
Jurisdiction Wide										
Grass Lake Charter Township, Precinct 1	176	13.70%	193	15.02%	176	13.70%	162	12.61%	0	0.00%
Grass Lake Charter Township, Precinct 2	132	14.80%	125	14.01%	134	15.02%	91	10.20%	0	0.00%
Grass Lake Charter Township, Precinct 3	70	11.36%	117	18.99%	84	13.64%	81	13.15%	0	0.00%
Total	378	13.53%	435	15.57%	394	14.11%	334	11.96%	0	0.00%

Statement of Votes Cast

Date:08/16/16

Jackson County, MI

Time:10:12:53

2016 General Primary

Page:50 of 230

SOVC For Jurisdiction Wide, All Counters, No Precinct Delegates

Official Results

REP Hanover Twp Supervisor

	Reg. Voters	Vote For	Times Counted	Total Votes	John H. Tallis (REP)	Write-In Votes
Jurisdiction Wide						
Hanover Township, Precinct 1	1271	2	350	247	241 97.57%	6 2.43%
Hanover Township, Precinct 2	1557	2	360	246	243 98.78%	3 1.22%
Total	2828	4	710	493	484 98.17%	9 1.83%

Statement of Votes Cast

Date:08/16/16

Jackson County, MI

Time:10:12:53

2016 General Primary

Page:51 of 230

SOVC For Jurisdiction Wide, All Counters, No Precinct Delegates

Official Results

	REP Hanover Twp Clerk				
	Reg. Voters	Vote For	Times Counted	Total Votes	Write-In Votes
Jurisdiction Wide					
Hanover Township, Precinct 1	1271	2	350	7	7 100.00%
Hanover Township, Precinct 2	1557	2	360	12	12 100.00%
Total	2828	4	710	19	19 100.00%

Statement of Votes Cast

Date:08/16/16

Jackson County, MI

Time:10:12:53

2016 General Primary

Page:52 of 230

SOVC For Jurisdiction Wide, All Counters, No Precinct Delegates

Official Results

	REP Hanover Twp Treasurer								
	Reg. Voters	Vote For	Times Counted	Total Votes	Kathleen Baumgardner (REP)		Write-In Votes		
Jurisdiction Wide									
Hanover Township, Precinct 1	1271	2	350	246	242	98.37%	4	1.63%	
Hanover Township, Precinct 2	1557	2	360	234	234	100.00%	0	0.00%	
Total	2828	4	710	480	476	99.17%	4	0.83%	

Statement of Votes Cast
 Jackson County, MI
 2016 General Primary

Date:08/16/16
 Time:10:12:53
 Page:53 of 230

SOVC For Jurisdiction Wide, All Counters, No Precinct Delegates
 Official Results

REP Hanover Twp Trustee										
	Reg. Voters	Vote For	Times Counted	Total Votes	Marc W. Smith (REP)		Philip K. Weir (REP)		Write-In Votes	
Jurisdiction Wide										
Hanover Township, Precinct 1	1271	4	350	414	189	45.65%	218	52.66%	7	1.69%
Hanover Township, Precinct 2	1557	4	360	373	165	44.24%	208	55.76%	0	0.00%
Total	2828	8	710	787	354	44.98%	426	54.13%	7	0.89%

Statement of Votes Cast

Jackson County, MI

2016 General Primary

SOVC For Jurisdiction Wide, All Counters, No Precinct Delegates

Official Results

Date:08/16/16

Time:10:12:53

Page:54 of 230

REP Henrietta Twp Supervisor

	Reg. Voters	Vote For	Times Counted	Total Votes	Andrew R. Grimes (REP)	Write-In Votes
Jurisdiction Wide						
Henrietta Township, Precinct 1	1619	2	236	121	120 99.17%	1 0.83%
Henrietta Township, Precinct 2	1894	2	185	104	101 97.12%	3 2.88%
Total	3513	4	421	225	221 98.22%	4 1.78%

Statement of Votes Cast

Date:08/16/16

Jackson County, MI

Time:10:12:53

2016 General Primary

Page:55 of 230

SOVC For Jurisdiction Wide, All Counters, No Precinct Delegates

Official Results

REP Henrietta Twp Clerk

	Reg. Voters	Vote For	Times Counted	Total Votes	Sally J. Keene (REP)	Write-In Votes
Jurisdiction Wide						
Henrietta Township, Precinct 1	1619	2	236	123	122 99.19%	1 0.81%
Henrietta Township, Precinct 2	1894	2	185	109	108 99.08%	1 0.92%
Total	3513	4	421	232	230 99.14%	2 0.86%

Statement of Votes Cast

Date:08/16/16

Jackson County, MI

Time:10:12:53

2016 General Primary

Page:56 of 230

SOVC For Jurisdiction Wide, All Counters, No Precinct Delegates

Official Results

	REP Henrietta Twp Treasurer				
	Reg. Voters	Vote For	Times Counted	Total Votes	Write-In Votes
Jurisdiction Wide					
Henrietta Township, Precinct 1	1619	2	236	6	6 100.00%
Henrietta Township, Precinct 2	1894	2	185	5	5 100.00%
Total	3513	4	421	11	11 100.00%

Statement of Votes Cast
Jackson County, MI
2016 General Primary

Date:08/16/16
Time:10:12:53
Page:57 of 230

SOVC For Jurisdiction Wide, All Counters, No Precinct Delegates
Official Results

REP Henrietta Twp Trustee										
	Reg. Voters	Vote For	Times Counted	Total Votes	Andrew Faist (REP)		Stanley D. Kasprzyck (REP)		Write-In Votes	
Jurisdiction Wide										
Henrietta Township, Precinct 1	1619	4	236	202	98	48.51%	104	51.49%	0	0.00%
Henrietta Township, Precinct 2	1894	4	185	161	95	59.01%	66	40.99%	0	0.00%
Total	3513	8	421	363	193	53.17%	170	46.83%	0	0.00%

Statement of Votes Cast

Date:08/16/16

Jackson County, MI

Time:10:12:53

2016 General Primary

Page:58 of 230

SOVC For Jurisdiction Wide, All Counters, No Precinct Delegates

Official Results

REP Leoni Twp Supervisor										
	Reg. Voters	Vote For	Times Counted	Total Votes	Mark Carpenter (REP)		Howard Linnabary (REP)		Write-In Votes	
Jurisdiction Wide										
Leoni Township, Precinct 1	2934	2	602	329	125	37.99%	204	62.01%	0	0.00%
Leoni Township, Precinct 2	2770	2	467	250	96	38.40%	154	61.60%	0	0.00%
Leoni Township, Precinct 3	2383	2	330	176	93	52.84%	82	46.59%	1	0.57%
Leoni Township, Precinct 4	2100	2	370	205	110	53.66%	94	45.85%	1	0.49%
Total	10187	8	1769	960	424	44.17%	534	55.63%	2	0.21%

Statement of Votes Cast
Jackson County, MI
2016 General Primary

Date:08/16/16
Time:10:12:53
Page:59 of 230

SOVC For Jurisdiction Wide, All Counters, No Precinct Delegates
Official Results

REP Leoni Twp Clerk									
	Reg. Voters	Vote For	Times Counted	Total Votes	Paula Shovels (REP)			Write-In Votes	
Jurisdiction Wide									
Leoni Township, Precinct 1	2934	2	602	235	232	98.72%		3	1.28%
Leoni Township, Precinct 2	2770	2	467	177	176	99.44%		1	0.56%
Leoni Township, Precinct 3	2383	2	330	155	154	99.35%		1	0.65%
Leoni Township, Precinct 4	2100	2	370	179	178	99.44%		1	0.56%
Total	10187	8	1769	746	740	99.20%		6	0.80%

Statement of Votes Cast

Date:08/16/16

Jackson County, MI

Time:10:12:53

2016 General Primary

Page:60 of 230

SOVC For Jurisdiction Wide, All Counters, No Precinct Delegates

Official Results

	REP Leoni Twp Treasurer				
	Reg. Voters	Vote For	Times Counted	Total Votes	Write-In Votes
Jurisdiction Wide					
Leoni Township, Precinct 1	2934	2	602	15	15 100.00%
Leoni Township, Precinct 2	2770	2	467	6	6 100.00%
Leoni Township, Precinct 3	2383	2	330	9	9 100.00%
Leoni Township, Precinct 4	2100	2	370	11	11 100.00%
Total	10187	8	1769	41	41 100.00%

Statement of Votes Cast

Date:08/16/16

Jackson County, MI

Time:10:12:53

2016 General Primary

Page:61 of 230

SOVC For Jurisdiction Wide, All Counters, No Precinct Delegates

Official Results

REP Leoni Twp Trustee										
	Reg. Voters	Vote For	Times Counted	Total Votes	Kurt M. Cole (REP)		Jerry Cox (REP)		Corey Kennedy (REP)	
Jurisdiction Wide										
Leoni Township, Precinct 1	2934	8	602	980	224	22.86%	235	23.98%	171	17.45%
Leoni Township, Precinct 2	2770	8	467	799	154	19.27%	196	24.53%	154	19.27%
Leoni Township, Precinct 3	2383	8	330	544	101	18.57%	140	25.74%	112	20.59%
Leoni Township, Precinct 4	2100	8	370	634	117	18.45%	143	22.56%	134	21.14%
Total	10187	32	1769	2957	596	20.16%	714	24.15%	571	19.31%

Statement of Votes Cast

Date:08/16/16

Jackson County, MI

Time:10:12:53

2016 General Primary

Page:62 of 230

SOVC For Jurisdiction Wide, All Counters, No Precinct Delegates

Official Results

	REP Leoni Twp Trustee					
	Robert James Sutherb (REP)		Michael G Villarreal (REP)		Write-In Votes	
Jurisdiction Wide						
Leoni Township, Precinct 1	148	15.10%	199	20.31%	3	0.31%
Leoni Township, Precinct 2	149	18.65%	146	18.27%	0	0.00%
Leoni Township, Precinct 3	110	20.22%	81	14.89%	0	0.00%
Leoni Township, Precinct 4	125	19.72%	115	18.14%	0	0.00%
Total	532	17.99%	541	18.30%	3	0.10%

Statement of Votes Cast

Jackson County, MI

2016 General Primary

SOVC For Jurisdiction Wide, All Counters, No Precinct Delegates

Official Results

Date:08/16/16

Time:10:12:53

Page:63 of 230

REP Liberty Twp Supervisor

	Reg. Voters	Vote For	Times Counted	Total Votes	James W. Spink (REP)	Write-In Votes
Jurisdiction Wide						
Liberty Township, Precinct 1	1453	2	336	225	225 100.00%	0 0.00%
Liberty Township, Precinct 2	1000	2	162	84	83 98.81%	1 1.19%
Total	2453	4	498	309	308 99.68%	1 0.32%

Statement of Votes Cast

Jackson County, MI

2016 General Primary

SOVC For Jurisdiction Wide, All Counters, No Precinct Delegates

Official Results

Date:08/16/16

Time:10:12:53

Page:64 of 230

REP Liberty Twp Clerk

	Reg. Voters	Vote For	Times Counted	Total Votes	Sharon Warblow (REP)	Write-In Votes
Jurisdiction Wide						
Liberty Township, Precinct 1	1453	2	336	227	225 99.12%	2 0.88%
Liberty Township, Precinct 2	1000	2	162	85	85 100.00%	0 0.00%
Total	2453	4	498	312	310 99.36%	2 0.64%

Statement of Votes Cast

Date:08/16/16

Jackson County, MI

Time:10:12:53

2016 General Primary

Page:65 of 230

SOVC For Jurisdiction Wide, All Counters, No Precinct Delegates

Official Results

REP Liberty Twp Treasurer									
	Reg. Voters	Vote For	Times Counted	Total Votes	Gloria J. Michaels (REP)		Write-In Votes		
Jurisdiction Wide									
Liberty Township, Precinct 1	1453	2	336	218	217	99.54%	1	0.46%	
Liberty Township, Precinct 2	1000	2	162	84	83	98.81%	1	1.19%	
Total	2453	4	498	302	300	99.34%	2	0.66%	

Statement of Votes Cast

Date:08/16/16

Jackson County, MI

Time:10:12:53

2016 General Primary

Page:66 of 230

SOVC For Jurisdiction Wide, All Counters, No Precinct Delegates

Official Results

REP Liberty Twp Trustee

	Reg. Voters	Vote For	Times Counted	Total Votes	Mark D. Hubbard (REP)	Joyce Leinbach (REP)	Mark Smith (REP)
Jurisdiction Wide							
Liberty Township, Precinct 1	1453	4	336	397	160 40.30%	113 28.46%	124 31.23%
Liberty Township, Precinct 2	1000	4	162	164	59 35.98%	49 29.88%	56 34.15%
Total	2453	8	498	561	219 39.04%	162 28.88%	180 32.09%

Statement of Votes Cast

Date:08/16/16

Jackson County, MI

Time:10:12:53

2016 General Primary

Page:67 of 230

SOVC For Jurisdiction Wide, All Counters, No Precinct Delegates

Official Results

	REP Liberty Twp Trustee	
	Write-In Votes	
Jurisdiction Wide		
Liberty Township, Precinct 1	0	0.00%
Liberty Township, Precinct 2	0	0.00%
Total	0	0.00%

Statement of Votes Cast
 Jackson County, MI
 2016 General Primary

Date:08/16/16
 Time:10:12:53
 Page:68 of 230

SOVC For Jurisdiction Wide, All Counters, No Precinct Delegates
 Official Results

	REP Napoleon Twp Supervisor								
	Reg. Voters	Vote For	Times Counted	Total Votes	Kimberly Gamez (REP)		Write-In Votes		
Jurisdiction Wide									
Napoleon Township, Precinct 1	1725	2	288	176	175	99.43%	1	0.57%	
Napoleon Township, Precinct 2	1642	2	306	164	164	100.00%	0	0.00%	
Napoleon Township, Precinct 3	1825	2	374	221	218	98.64%	3	1.36%	
Total	5192	6	968	561	557	99.29%	4	0.71%	

Statement of Votes Cast
Jackson County, MI
2016 General Primary

Date:08/16/16
Time:10:12:53
Page:69 of 230

SOVC For Jurisdiction Wide, All Counters, No Precinct Delegates
Official Results

REP Napoleon Twp Clerk										
	Reg. Voters	Vote For	Times Counted	Total Votes	Elizabeth Hampton (REP)		John Hummer (REP)		Write-In Votes	
Jurisdiction Wide										
Napoleon Township, Precinct 1	1725	2	288	190	103	54.21%	87	45.79%	0	0.00%
Napoleon Township, Precinct 2	1642	2	306	191	109	57.07%	82	42.93%	0	0.00%
Napoleon Township, Precinct 3	1825	2	374	248	140	56.45%	107	43.15%	1	0.40%
Total	5192	6	968	629	352	55.96%	276	43.88%	1	0.16%

Statement of Votes Cast
Jackson County, MI
2016 General Primary

Date:08/16/16
Time:10:12:53
Page:70 of 230

SOVC For Jurisdiction Wide, All Counters, No Precinct Delegates
Official Results

REP Napoleon Twp Treasurer									
	Reg. Voters	Vote For	Times Counted	Total Votes	Anita K. Graham (REP)	Write-In Votes			
Jurisdiction Wide									
Napoleon Township, Precinct 1	1725	2	288	171	171 100.00%	0	0.00%		
Napoleon Township, Precinct 2	1642	2	306	161	161 100.00%	0	0.00%		
Napoleon Township, Precinct 3	1825	2	374	209	205 98.09%	4	1.91%		
Total	5192	6	968	541	537 99.26%	4	0.74%		

Statement of Votes Cast

Date:08/16/16

Jackson County, MI

Time:10:12:53

2016 General Primary

Page:71 of 230

SOVC For Jurisdiction Wide, All Counters, No Precinct Delegates

Official Results

	REP Napoleon Twp Trustee									
	Reg. Voters	Vote For	Times Counted	Total Votes	Teresa Canine (REP)		Elizabeth Hankis (REP)		Michael Horsley (REP)	
Jurisdiction Wide										
Napoleon Township, Precinct 1	1725	4	288	375	43	11.47%	51	13.60%	38	10.13%
Napoleon Township, Precinct 2	1642	4	306	346	33	9.54%	74	21.39%	47	13.58%
Napoleon Township, Precinct 3	1825	4	374	481	57	11.85%	76	15.80%	55	11.43%
Total	5192	12	968	1202	133	11.06%	201	16.72%	140	11.65%

Statement of Votes Cast

Date:08/16/16

Jackson County, MI

Time:10:12:53

2016 General Primary

Page:72 of 230

SOVC For Jurisdiction Wide, All Counters, No Precinct Delegates

Official Results

	REP Napoleon Twp Trustee					
	Julie Wilson (REP)		Dan Wymer (REP)		Write-In Votes	
Jurisdiction Wide						
Napoleon Township, Precinct 1	120	32.00%	123	32.80%	0	0.00%
Napoleon Township, Precinct 2	116	33.53%	76	21.97%	0	0.00%
Napoleon Township, Precinct 3	160	33.26%	133	27.65%	0	0.00%
Total	396	32.95%	332	27.62%	0	0.00%

Statement of Votes Cast

Date:08/16/16

Jackson County, MI

Time:10:12:53

2016 General Primary

Page:73 of 230

SOVC For Jurisdiction Wide, All Counters, No Precinct Delegates

Official Results

	REP Norvell Twp Supervisor				
	Reg. Voters	Vote For	Times Counted	Total Votes	Write-In Votes
Jurisdiction Wide					
Norvell Township, Precinct 1	977	2	152	5	5 100.00%
Norvell Township, Precinct 2	1229	2	180	7	7 100.00%
Total	2206	4	332	12	12 100.00%

Statement of Votes Cast

Date:08/16/16

Jackson County, MI

Time:10:12:53

2016 General Primary

Page:74 of 230

SOVC For Jurisdiction Wide, All Counters, No Precinct Delegates

Official Results

	REP Norvell Twp Clerk				
	Reg. Voters	Vote For	Times Counted	Total Votes	Write-In Votes
Jurisdiction Wide					
Norvell Township, Precinct 1	977	2	152	5	5 100.00%
Norvell Township, Precinct 2	1229	2	180	5	5 100.00%
Total	2206	4	332	10	10 100.00%

Statement of Votes Cast

Jackson County, MI

2016 General Primary

SOVC For Jurisdiction Wide, All Counters, No Precinct Delegates

Official Results

Date:08/16/16

Time:10:12:53

Page:75 of 230

	REP Norvell Twp Treasurer				
	Reg. Voters	Vote For	Times Counted	Total Votes	Write-In Votes
Jurisdiction Wide					
Norvell Township, Precinct 1	977	2	152	5	5 100.00%
Norvell Township, Precinct 2	1229	2	180	5	5 100.00%
Total	2206	4	332	10	10 100.00%

Statement of Votes Cast

Date:08/16/16

Jackson County, MI

Time:10:12:53

2016 General Primary

Page:76 of 230

SOVC For Jurisdiction Wide, All Counters, No Precinct Delegates

Official Results

REP Norvell Twp Trustee									
	Reg. Voters	Vote For	Times Counted	Total Votes	Matt Dame (REP)			Write-In Votes	
Jurisdiction Wide									
Norvell Township, Precinct 1	977	4	152	56	55	98.21%		1	1.79%
Norvell Township, Precinct 2	1229	4	180	78	77	98.72%		1	1.28%
Total	2206	8	332	134	132	98.51%		2	1.49%

Statement of Votes Cast

Date:08/16/16

Jackson County, MI

Time:10:12:53

2016 General Primary

Page:77 of 230

SOVC For Jurisdiction Wide, All Counters, No Precinct Delegates

Official Results

REP Parma Twp Supervisor									
	Reg. Voters	Vote For	Times Counted	Total Votes	Wendy Chamberlain (REP)			Write-In Votes	
Jurisdiction Wide									
Parma Township, Precinct 1	2027	2	296	183	178	97.27%		5	2.73%
Total	2027	2	296	183	178	97.27%		5	2.73%

Statement of Votes Cast

Date:08/16/16

Jackson County, MI

Time:10:12:53

2016 General Primary

Page:78 of 230

SOVC For Jurisdiction Wide, All Counters, No Precinct Delegates

Official Results

REP Parma Twp Clerk

	Reg. Voters	Vote For	Times Counted	Total Votes	Donald E. Spangler (REP)	Write-In Votes
Jurisdiction Wide						
Parma Township, Precinct 1	2027	2	296	187	186 99.47%	1 0.53%
Total	2027	2	296	187	186 99.47%	1 0.53%

Statement of Votes Cast

Jackson County, MI

2016 General Primary

SOVC For Jurisdiction Wide, All Counters, No Precinct Delegates

Official Results

Date:08/16/16

Time:10:12:53

Page:79 of 230

	REP Parma Twp Treasurer							
	Reg. Voters	Vote For	Times Counted	Total Votes	Phyllis Lynch (REP)	Write-In Votes		
Jurisdiction Wide								
Parma Township, Precinct 1	2027	2	296	195	195 100.00%	0	0.00%	
Total	2027	2	296	195	195 100.00%	0	0.00%	

Statement of Votes Cast

Date:08/16/16

Jackson County, MI

Time:10:12:53

2016 General Primary

Page:80 of 230

SOVC For Jurisdiction Wide, All Counters, No Precinct Delegates

Official Results

	REP Parma Twp Trustee				
	Reg. Voters	Vote For	Times Counted	Total Votes	Write-In Votes
Jurisdiction Wide					
Parma Township, Precinct 1	2027	4	296	3	3 100.00%
Total	2027	4	296	3	3 100.00%

Statement of Votes Cast

Date:08/16/16

Jackson County, MI

Time:10:12:53

2016 General Primary

Page:81 of 230

SOVC For Jurisdiction Wide, All Counters, No Precinct Delegates

Official Results

	REP Pulaski Twp Supervisor				
	Reg. Voters	Vote For	Times Counted	Total Votes	Write-In Votes
Jurisdiction Wide					
Pulaski Township, Precinct 1	1404	2	351	16	16 100.00%
Total	1404	2	351	16	16 100.00%

Statement of Votes Cast

Date:08/16/16

Jackson County, MI

Time:10:12:53

2016 General Primary

Page:82 of 230

SOVC For Jurisdiction Wide, All Counters, No Precinct Delegates

Official Results

REP Pulaski Twp Clerk

	Reg. Voters	Vote For	Times Counted	Total Votes	Kris Runyon (REP)	Write-In Votes
Jurisdiction Wide						
Pulaski Township, Precinct 1	1404	2	351	189	187 98.94%	2 1.06%
Total	1404	2	351	189	187 98.94%	2 1.06%

Statement of Votes Cast

Jackson County, MI

2016 General Primary

SOVC For Jurisdiction Wide, All Counters, No Precinct Delegates

Official Results

Date:08/16/16

Time:10:12:53

Page:83 of 230

REP Pulaski Twp Treasurer

	Reg. Voters	Vote For	Times Counted	Total Votes	Theresa A. Riske (REP)	Write-In Votes
Jurisdiction Wide						
Pulaski Township, Precinct 1	1404	2	351	210	209 99.52%	1 0.48%
Total	1404	2	351	210	209 99.52%	1 0.48%

Statement of Votes Cast

Jackson County, MI

2016 General Primary

SOVC For Jurisdiction Wide, All Counters, No Precinct Delegates

Official Results

Date:08/16/16

Time:10:12:53

Page:84 of 230

REP Pulaski Twp Trustee

	Reg. Voters	Vote For	Times Counted	Total Votes	Craig L. Dawson (REP)		Bill Haire (REP)		Coleman Pace (REP)	
Jurisdiction Wide										
Pulaski Township, Precinct 1	1404	4	351	358	194	54.19%	100	27.93%	64	17.88%
Total	1404	4	351	358	194	54.19%	100	27.93%	64	17.88%

Statement of Votes Cast

Date:08/16/16

Jackson County, MI

Time:10:12:53

2016 General Primary

Page:85 of 230

SOVC For Jurisdiction Wide, All Counters, No Precinct Delegates

Official Results

	REP Pulaski Twp Trustee	
	Write-In Votes	
Jurisdiction Wide		
Pulaski Township, Precinct 1	0	0.00%
Total	0	0.00%

Statement of Votes Cast

Date:08/16/16

Jackson County, MI

Time:10:12:53

2016 General Primary

Page:86 of 230

SOVC For Jurisdiction Wide, All Counters, No Precinct Delegates

Official Results

REP Rives Twp Supervisor									
	Reg. Voters	Vote For	Times Counted	Total Votes	Jerry Adams (REP)		Write-In Votes		
Jurisdiction Wide									
Rives Township, Precinct 1	2087	2	417	262	249	95.04%	13	4.96%	
Rives Township, Precinct 2	1456	2	424	300	295	98.33%	5	1.67%	
Total	3543	4	841	562	544	96.80%	18	3.20%	

Statement of Votes Cast
Jackson County, MI
2016 General Primary

Date:08/16/16
Time:10:12:53
Page:87 of 230

SOVC For Jurisdiction Wide, All Counters, No Precinct Delegates
Official Results

REP Rives Twp Clerk

	Reg. Voters	Vote For	Times Counted	Total Votes	Judith A. McCord (REP)		Stacy Stoner (REP)		Write-In Votes	
Jurisdiction Wide										
Rives Township, Precinct 1	2087	2	417	347	176	50.72%	171	49.28%	0	0.00%
Rives Township, Precinct 2	1456	2	424	361	244	67.59%	117	32.41%	0	0.00%
Total	3543	4	841	708	420	59.32%	288	40.68%	0	0.00%

Statement of Votes Cast
 Jackson County, MI
 2016 General Primary

Date:08/16/16
 Time:10:12:53
 Page:88 of 230

SOVC For Jurisdiction Wide, All Counters, No Precinct Delegates
 Official Results

	REP Rives Twp Treasurer									
	Reg. Voters	Vote For	Times Counted	Total Votes	Christine Beecher (REP)		Janina Westers Teske (REP)		Write-In Votes	
Jurisdiction Wide										
Rives Township, Precinct 1	2087	2	417	343	162	47.23%	181	52.77%	0	0.00%
Rives Township, Precinct 2	1456	2	424	358	116	32.40%	242	67.60%	0	0.00%
Total	3543	4	841	701	278	39.66%	423	60.34%	0	0.00%

Statement of Votes Cast
Jackson County, MI
2016 General Primary

Date:08/16/16
Time:10:12:53
Page:89 of 230

SOVC For Jurisdiction Wide, All Counters, No Precinct Delegates
Official Results

	REP Rives Twp Trustee									
	Reg. Voters	Vote For	Times Counted	Total Votes	Ed Banek (REP)		Wendy Culver (REP)		Clifford Herl (REP)	
Jurisdiction Wide										
Rives Township, Precinct 1	2087	4	417	527	169	32.07%	209	39.66%	149	28.27%
Rives Township, Precinct 2	1456	4	424	542	136	25.09%	217	40.04%	189	34.87%
Total	3543	8	841	1069	305	28.53%	426	39.85%	338	31.62%

Statement of Votes Cast

Date:08/16/16

Jackson County, MI

Time:10:12:53

2016 General Primary

Page:90 of 230

SOVC For Jurisdiction Wide, All Counters, No Precinct Delegates

Official Results

	REP Rives Twp Trustee	
	Write-In Votes	
Jurisdiction Wide		
Rives Township, Precinct 1	0	0.00%
Rives Township, Precinct 2	0	0.00%
Total	0	0.00%

Statement of Votes Cast
Jackson County, MI
2016 General Primary

Date:08/16/16
Time:10:12:53
Page:91 of 230

SOVC For Jurisdiction Wide, All Counters, No Precinct Delegates
Official Results

	REP Sandstone Twp Supervisor									
	Reg. Voters	Vote For	Times Counted	Total Votes	L. Keith Acker (REP)		Rusty Wellman (REP)		Write-In Votes	
Jurisdiction Wide										
Sandstone Township, Precinct 1	1229	2	297	225	134	59.56%	91	40.44%	0	0.00%
Sandstone Township, Precinct 2	856	2	237	181	109	60.22%	72	39.78%	0	0.00%
Sandstone Township, Precinct 3	789	2	163	124	67	54.03%	57	45.97%	0	0.00%
Total	2874	6	697	530	310	58.49%	220	41.51%	0	0.00%

Statement of Votes Cast
Jackson County, MI
2016 General Primary

Date:08/16/16
Time:10:12:53
Page:92 of 230

SOVC For Jurisdiction Wide, All Counters, No Precinct Delegates
Official Results

	REP Sandstone Twp Clerk									
	Reg. Voters	Vote For	Times Counted	Total Votes	Priscilla J Sterrett (REP)		Alexandria Wellman (REP)		Write-In Votes	
Jurisdiction Wide										
Sandstone Township, Precinct 1	1229	2	297	208	132	63.46%	76	36.54%	0	0.00%
Sandstone Township, Precinct 2	856	2	237	173	124	71.68%	49	28.32%	0	0.00%
Sandstone Township, Precinct 3	789	2	163	115	72	62.61%	43	37.39%	0	0.00%
Total	2874	6	697	496	328	66.13%	168	33.87%	0	0.00%

Statement of Votes Cast
Jackson County, MI
2016 General Primary

Date:08/16/16
Time:10:12:53
Page:93 of 230

SOVC For Jurisdiction Wide, All Counters, No Precinct Delegates
Official Results

REP Sandstone Twp Treasurer										
	Reg. Voters	Vote For	Times Counted	Total Votes	Randy L. Parsons (REP)		Betty Sue VanWinkle (REP)		Write-In Votes	
Jurisdiction Wide										
Sandstone Township, Precinct 1	1229	2	297	187	106	56.68%	81	43.32%	0	0.00%
Sandstone Township, Precinct 2	856	2	237	167	79	47.31%	88	52.69%	0	0.00%
Sandstone Township, Precinct 3	789	2	163	116	45	38.79%	71	61.21%	0	0.00%
Total	2874	6	697	470	230	48.94%	240	51.06%	0	0.00%

Statement of Votes Cast
Jackson County, MI
2016 General Primary

Date:08/16/16
Time:10:12:53
Page:94 of 230

SOVC For Jurisdiction Wide, All Counters, No Precinct Delegates
Official Results

	REP Sandstone Twp Trustee									
	Reg. Voters	Vote For	Times Counted	Total Votes	Jeff Hale (REP)		Terry Langston (REP)		Cheryl Hildebrandt M (REP)	
Jurisdiction Wide										
Sandstone Township, Precinct 1	1229	8	297	601	134	22.30%	130	21.63%	139	23.13%
Sandstone Township, Precinct 2	856	8	237	495	92	18.59%	113	22.83%	113	22.83%
Sandstone Township, Precinct 3	789	8	163	361	75	20.78%	60	16.62%	86	23.82%
Total	2874	24	697	1457	301	20.66%	303	20.80%	338	23.20%

Statement of Votes Cast

Date:08/16/16

Jackson County, MI

Time:10:12:53

2016 General Primary

Page:95 of 230

SOVC For Jurisdiction Wide, All Counters, No Precinct Delegates

Official Results

	REP Sandstone Twp Trustee					
	William M. Paulis (REP)		Dwight VanWinkle (REP)		Write-In Votes	
Jurisdiction Wide						
Sandstone Township, Precinct 1	107	17.80%	91	15.14%	0	0.00%
Sandstone Township, Precinct 2	80	16.16%	97	19.60%	0	0.00%
Sandstone Township, Precinct 3	64	17.73%	75	20.78%	1	0.28%
Total	251	17.23%	263	18.05%	1	0.07%

Statement of Votes Cast

Date:08/16/16

Jackson County, MI

Time:10:12:53

2016 General Primary

Page:96 of 230

SOVC For Jurisdiction Wide, All Counters, No Precinct Delegates

Official Results

REP Sp Arbor Twp Supervisor

	Reg. Voters	Vote For	Times Counted	Total Votes	David A. Herlein (REP)	Write-In Votes
Jurisdiction Wide						
Spring Arbor Township, Precinct 1	2785	2	731	570	564 98.95%	6 1.05%
Spring Arbor Township, Precinct 2	2463	2	502	342	340 99.42%	2 0.58%
Total	5248	4	1233	912	904 99.12%	8 0.88%

Statement of Votes Cast

Date:08/16/16

Jackson County, MI

Time:10:12:53

2016 General Primary

Page:97 of 230

SOVC For Jurisdiction Wide, All Counters, No Precinct Delegates

Official Results

REP Sp Arbor Twp Clerk

	Reg. Voters	Vote For	Times Counted	Total Votes	Julia Stonestreet (REP)	Write-In Votes
Jurisdiction Wide						
Spring Arbor Township, Precinct 1	2785	2	731	562	559 99.47%	3 0.53%
Spring Arbor Township, Precinct 2	2463	2	502	332	331 99.70%	1 0.30%
Total	5248	4	1233	894	890 99.55%	4 0.45%

Statement of Votes Cast

Date:08/16/16

Jackson County, MI

Time:10:12:53

2016 General Primary

Page:98 of 230

SOVC For Jurisdiction Wide, All Counters, No Precinct Delegates

Official Results

REP Sp Arbor Twp Treasurer

	Reg. Voters	Vote For	Times Counted	Total Votes	Colleen Gibbs (REP)	Write-In Votes
Jurisdiction Wide						
Spring Arbor Township, Precinct 1	2785	2	731	541	539 99.63%	2 0.37%
Spring Arbor Township, Precinct 2	2463	2	502	330	329 99.70%	1 0.30%
Total	5248	4	1233	871	868 99.66%	3 0.34%

Statement of Votes Cast

Date:08/16/16

Jackson County, MI

Time:10:12:53

2016 General Primary

Page:99 of 230

SOVC For Jurisdiction Wide, All Counters, No Precinct Delegates

Official Results

REP Sp Arbor Twp Trustee

	Reg. Voters	Vote For	Times Counted	Total Votes	James Buck (REP)		Robert Drain (REP)		Troy Ganton (REP)	
Jurisdiction Wide										
Spring Arbor Township, Precinct 1	2785	8	731	1939	440	22.69%	297	15.32%	400	20.63%
Spring Arbor Township, Precinct 2	2463	8	502	1156	272	23.53%	185	16.00%	221	19.12%
Total	5248	16	1233	3095	712	23.00%	482	15.57%	621	20.06%

Statement of Votes Cast

Date:08/16/16

Jackson County, MI

Time:10:12:53

2016 General Primary

Page:100 of 230

SOVC For Jurisdiction Wide, All Counters, No Precinct Delegates

Official Results

	REP Sp Arbor Twp Trustee					
	Lauren B. Grinage (REP)		Caleb Runyon (REP)		Write-In Votes	
Jurisdiction Wide						
Spring Arbor Township, Precinct 1	321	16.55%	479	24.70%	2	0.10%
Spring Arbor Township, Precinct 2	205	17.73%	273	23.62%	0	0.00%
Total	526	17.00%	752	24.30%	2	0.06%

Statement of Votes Cast

Date:08/16/16

Jackson County, MI

Time:10:12:53

2016 General Primary

Page:101 of 230

SOVC For Jurisdiction Wide, All Counters, No Precinct Delegates

Official Results

REP Springport Twp Supervisor

	Reg. Voters	Vote For	Times Counted	Total Votes	Karl A. Schmidt (REP)	Write-In Votes
Jurisdiction Wide						
Springport Township, Precinct 1	1492	2	186	118	116 98.31%	2 1.69%
Total	1492	2	186	118	116 98.31%	2 1.69%

Statement of Votes Cast

Date:08/16/16

Jackson County, MI

Time:10:12:53

2016 General Primary

Page:102 of 230

SOVC For Jurisdiction Wide, All Counters, No Precinct Delegates

Official Results

REP Springport Twp Clerk

	Reg. Voters	Vote For	Times Counted	Total Votes	Jaclyn Riehle (REP)	Write-In Votes
Jurisdiction Wide						
Springport Township, Precinct 1	1492	2	186	116	116 100.00%	0 0.00%
Total	1492	2	186	116	116 100.00%	0 0.00%

Statement of Votes Cast

Date:08/16/16

Jackson County, MI

Time:10:12:53

2016 General Primary

Page:103 of 230

SOVC For Jurisdiction Wide, All Counters, No Precinct Delegates

Official Results

REP Springport Twp Treasurer

	Reg. Voters	Vote For	Times Counted	Total Votes	Rebecca Losey (REP)	Write-In Votes
Jurisdiction Wide						
Springport Township, Precinct 1	1492	2	186	116	116 100.00%	0 0.00%
Total	1492	2	186	116	116 100.00%	0 0.00%

Statement of Votes Cast

Date:08/16/16

Jackson County, MI

Time:10:12:53

2016 General Primary

Page:104 of 230

SOVC For Jurisdiction Wide, All Counters, No Precinct Delegates

Official Results

REP Springport Twp Trustee

	Reg. Voters	Vote For	Times Counted	Total Votes	Jeffry W. Mitchell (REP)	Jason Sebastian (REP)	Write-In Votes
Jurisdiction Wide							
Springport Township, Precinct 1	1492	4	186	199	92 46.23%	105 52.76%	2 1.01%
Total	1492	4	186	199	92 46.23%	105 52.76%	2 1.01%

Statement of Votes Cast

Date:08/16/16

Jackson County, MI

Time:10:12:53

2016 General Primary

Page:105 of 230

SOVC For Jurisdiction Wide, All Counters, No Precinct Delegates

Official Results

REP Summit Twp Supervisor									
	Reg. Voters	Vote For	Times Counted	Total Votes	Jim Dunn (REP)			Write-In Votes	
Jurisdiction Wide									
Summit Township, Precinct 1	2082	2	243	115	114	99.13%		1	0.87%
Summit Township, Precinct 2	2125	2	524	334	331	99.10%		3	0.90%
Summit Township, Precinct 3	1987	2	398	222	222	100.00%		0	0.00%
Summit Township, Precinct 4	1980	2	507	357	356	99.72%		1	0.28%
Summit Township, Precinct 5	1889	2	522	361	361	100.00%		0	0.00%
Summit Township, Precinct 6	1332	2	251	174	174	100.00%		0	0.00%
Summit Township, Precinct 7	2722	2	438	271	270	99.63%		1	0.37%
Summit Township, Precinct 8	2356	2	229	148	147	99.32%		1	0.68%
Total	16473	16	3112	1982	1975	99.65%		7	0.35%

Statement of Votes Cast

Date:08/16/16

Jackson County, MI

Time:10:12:53

2016 General Primary

Page:106 of 230

SOVC For Jurisdiction Wide, All Counters, No Precinct Delegates

Official Results

REP Summit Twp Clerk								
	Reg. Voters	Vote For	Times Counted	Total Votes	Meghan K. Dobben (REP)	Write-In Votes		
Jurisdiction Wide								
Summit Township, Precinct 1	2082	2	243	110	110 100.00%	0	0.00%	
Summit Township, Precinct 2	2125	2	524	315	315 100.00%	0	0.00%	
Summit Township, Precinct 3	1987	2	398	206	204 99.03%	2	0.97%	
Summit Township, Precinct 4	1980	2	507	334	334 100.00%	0	0.00%	
Summit Township, Precinct 5	1889	2	522	345	345 100.00%	0	0.00%	
Summit Township, Precinct 6	1332	2	251	173	173 100.00%	0	0.00%	
Summit Township, Precinct 7	2722	2	438	265	265 100.00%	0	0.00%	
Summit Township, Precinct 8	2356	2	229	146	146 100.00%	0	0.00%	
Total	16473	16	3112	1894	1892 99.89%	2	0.11%	

Statement of Votes Cast
Jackson County, MI
2016 General Primary

Date:08/16/16
Time:10:12:53
Page:107 of 230

SOVC For Jurisdiction Wide, All Counters, No Precinct Delegates
Official Results

REP Summit Twp Treasurer									
	Reg. Voters	Vote For	Times Counted	Total Votes	Douglas Hoyt (REP)		Write-In Votes		
Jurisdiction Wide									
Summit Township, Precinct 1	2082	2	243	103	102	99.03%	1	0.97%	
Summit Township, Precinct 2	2125	2	524	307	306	99.67%	1	0.33%	
Summit Township, Precinct 3	1987	2	398	200	199	99.50%	1	0.50%	
Summit Township, Precinct 4	1980	2	507	336	336	100.00%	0	0.00%	
Summit Township, Precinct 5	1889	2	522	341	341	100.00%	0	0.00%	
Summit Township, Precinct 6	1332	2	251	170	170	100.00%	0	0.00%	
Summit Township, Precinct 7	2722	2	438	257	257	100.00%	0	0.00%	
Summit Township, Precinct 8	2356	2	229	143	143	100.00%	0	0.00%	
Total	16473	16	3112	1857	1854	99.84%	3	0.16%	

Statement of Votes Cast
Jackson County, MI
2016 General Primary

Date:08/16/16
Time:10:12:53
Page:108 of 230

SOVC For Jurisdiction Wide, All Counters, No Precinct Delegates
Official Results

	REP Summit Twp Trustee									
	Reg. Voters	Vote For	Times Counted	Total Votes	Robert D. DuBois (REP)		Scott K. Elliott (REP)		Todd Emmons (REP)	
Jurisdiction Wide										
Summit Township, Precinct 1	2082	8	243	403	92	22.83%	51	12.66%	79	19.60%
Summit Township, Precinct 2	2125	8	524	1183	256	21.64%	183	15.47%	243	20.54%
Summit Township, Precinct 3	1987	8	398	822	183	22.26%	123	14.96%	162	19.71%
Summit Township, Precinct 4	1980	8	507	1262	256	20.29%	188	14.90%	271	21.47%
Summit Township, Precinct 5	1889	8	522	1263	264	20.90%	219	17.34%	253	20.03%
Summit Township, Precinct 6	1332	8	251	590	128	21.69%	97	16.44%	126	21.36%
Summit Township, Precinct 7	2722	8	438	932	199	21.35%	169	18.13%	187	20.06%
Summit Township, Precinct 8	2356	8	229	552	111	20.11%	96	17.39%	105	19.02%
Total	16473	64	3112	7007	1489	21.25%	1126	16.07%	1426	20.35%

Statement of Votes Cast
Jackson County, MI
2016 General Primary

Date:08/16/16
Time:10:12:53
Page:109 of 230

SOVC For Jurisdiction Wide, All Counters, No Precinct Delegates
Official Results

	REP Summit Twp Trustee					
	Mike Trudell (REP)		Michael J. Way (REP)		Write-In Votes	
Jurisdiction Wide						
Summit Township, Precinct 1	94	23.33%	86	21.34%	1	0.25%
Summit Township, Precinct 2	253	21.39%	248	20.96%	0	0.00%
Summit Township, Precinct 3	176	21.41%	178	21.65%	0	0.00%
Summit Township, Precinct 4	268	21.24%	278	22.03%	1	0.08%
Summit Township, Precinct 5	267	21.14%	260	20.59%	0	0.00%
Summit Township, Precinct 6	131	22.20%	108	18.31%	0	0.00%
Summit Township, Precinct 7	220	23.61%	157	16.85%	0	0.00%
Summit Township, Precinct 8	145	26.27%	95	17.21%	0	0.00%
Total	1554	22.18%	1410	20.12%	2	0.03%

Statement of Votes Cast

Date:08/16/16

Jackson County, MI

Time:10:12:53

2016 General Primary

Page:110 of 230

SOVC For Jurisdiction Wide, All Counters, No Precinct Delegates

Official Results

REP Tompkins Twp Supervisor

	Reg. Voters	Vote For	Times Counted	Total Votes	John A. Tuttle, Sr. (REP)	Write-In Votes
Jurisdiction Wide						
Tompkins Township, Precinct 1	2015	2	296	159	156 98.11%	3 1.89%
Total	2015	2	296	159	156 98.11%	3 1.89%

Statement of Votes Cast

Jackson County, MI

2016 General Primary

SOVC For Jurisdiction Wide, All Counters, No Precinct Delegates

Official Results

Date:08/16/16

Time:10:12:53

Page:111 of 230

REP Tompkins Twp Clerk

	Reg. Voters	Vote For	Times Counted	Total Votes	Melanie J. Curran (REP)	Write-In Votes
Jurisdiction Wide						
Tompkins Township, Precinct 1	2015	2	296	159	159 100.00%	0 0.00%
Total	2015	2	296	159	159 100.00%	0 0.00%

Statement of Votes Cast

Date:08/16/16

Jackson County, MI

Time:10:12:53

2016 General Primary

Page:112 of 230

SOVC For Jurisdiction Wide, All Counters, No Precinct Delegates

Official Results

REP Tompkins Twp Treasurer

	Reg. Voters	Vote For	Times Counted	Total Votes	Janine Baldwin (REP)	Write-In Votes
Jurisdiction Wide						
Tompkins Township, Precinct 1	2015	2	296	159	159 100.00%	0 0.00%
Total	2015	2	296	159	159 100.00%	0 0.00%

Statement of Votes Cast

Date:08/16/16

Jackson County, MI

Time:10:12:53

2016 General Primary

Page:113 of 230

SOVC For Jurisdiction Wide, All Counters, No Precinct Delegates

Official Results

REP Tompkins Twp Trustee									
	Reg. Voters	Vote For	Times Counted	Total Votes	Nancy L. Seydell (REP)			Write-In Votes	
Jurisdiction Wide									
Tompkins Township, Precinct 1	2015	4	296	155	154	99.35%		1	0.65%
Total	2015	4	296	155	154	99.35%		1	0.65%

Statement of Votes Cast

Jackson County, MI

2016 General Primary

SOVC For Jurisdiction Wide, All Counters, No Precinct Delegates

Official Results

Date:08/16/16

Time:10:12:53

Page:114 of 230

REP Waterloo Twp Supervisor

	Reg. Voters	Vote For	Times Counted	Total Votes	Doug Lance (REP)	Write-In Votes
Jurisdiction Wide						
Waterloo Township, Precinct 1	2173	2	264	119	117 98.32%	2 1.68%
Total	2173	2	264	119	117 98.32%	2 1.68%

Statement of Votes Cast

Date:08/16/16

Jackson County, MI

Time:10:12:53

2016 General Primary

Page:115 of 230

SOVC For Jurisdiction Wide, All Counters, No Precinct Delegates

Official Results

REP Waterloo Twp Clerk

	Reg. Voters	Vote For	Times Counted	Total Votes	Janice Kitley (REP)	Write-In Votes
Jurisdiction Wide						
Waterloo Township, Precinct 1	2173	2	264	129	129 100.00%	0 0.00%
Total	2173	2	264	129	129 100.00%	0 0.00%

Statement of Votes Cast

Date:08/16/16

Jackson County, MI

Time:10:12:53

2016 General Primary

Page:116 of 230

SOVC For Jurisdiction Wide, All Counters, No Precinct Delegates

Official Results

	REP Waterloo Twp Treasurer						
	Reg. Voters	Vote For	Times Counted	Total Votes	Wendy Walz (REP)	Write-In Votes	
Jurisdiction Wide							
Waterloo Township, Precinct 1	2173	2	264	118	118 100.00%	0	0.00%
Total	2173	2	264	118	118 100.00%	0	0.00%

Statement of Votes Cast

Date:08/16/16

Jackson County, MI

Time:10:12:53

2016 General Primary

Page:117 of 230

SOVC For Jurisdiction Wide, All Counters, No Precinct Delegates

Official Results

	REP Waterloo Twp Trustee							
	Reg. Voters	Vote For	Times Counted	Total Votes	Joshua McAlister (REP)		Write-In Votes	
Jurisdiction Wide								
Waterloo Township, Precinct 1	2173	4	264	118	115	97.46%	3	2.54%
Total	2173	4	264	118	115	97.46%	3	2.54%

Statement of Votes Cast
Jackson County, MI
2016 General Primary

Date:08/16/16
Time:10:12:53
Page:118 of 230

SOVC For Jurisdiction Wide, All Counters, No Precinct Delegates
Official Results

	DEM D7 Rep in Congress						
	Reg. Voters	Vote For	Times Counted	Total Votes	Gretchen D. Driskell (DEM)	Write-In Votes	
Jurisdiction Wide							
City of Jackson, Ward 1, Precinct 1	1632	2	101	51	51 100.00%	0	0.00%
City of Jackson, Ward 1, Precinct 2	1887	2	135	103	102 99.03%	1	0.97%
City of Jackson, Ward 2, Precinct 1	1712	2	182	55	54 98.18%	1	1.82%
City of Jackson, Ward 2, Precinct 2	1387	2	86	37	37 100.00%	0	0.00%
City of Jackson, Ward 3, Precinct 1	728	2	60	36	35 97.22%	1	2.78%
City of Jackson, Ward 3, Precinct 2	1578	2	202	65	65 100.00%	0	0.00%
City of Jackson, Ward 3, Precinct 3	1197	2	152	40	39 97.50%	1	2.50%
City of Jackson, Ward 4, Precinct 1	1397	2	141	38	38 100.00%	0	0.00%
City of Jackson, Ward 4, Precinct 2	1274	2	140	35	35 100.00%	0	0.00%
City of Jackson, Ward 4, Precinct 3	1242	2	274	60	60 100.00%	0	0.00%
City of Jackson, Ward 5, Precinct 1	747	2	29	21	20 95.24%	1	4.76%
City of Jackson, Ward 5, Precinct 2	932	2	76	25	25 100.00%	0	0.00%
City of Jackson, Ward 5, Precinct 3	1241	2	78	27	27 100.00%	0	0.00%
City of Jackson, Ward 6, Precinct 1	1220	2	358	84	84 100.00%	0	0.00%
City of Jackson, Ward 6, Precinct 2	1365	2	202	62	62 100.00%	0	0.00%
City of Jackson, Ward 6, Precinct 3	1412	2	328	76	76 100.00%	0	0.00%
Blackman Charter Township, Precinct 1	2510	2	236	78	77 98.72%	1	1.28%
Blackman Charter Township, Precinct 2	2978	2	467	88	86 97.73%	2	2.27%
Blackman Charter Township, Precinct 3	2906	2	516	99	99 100.00%	0	0.00%
Blackman Charter Township, Precinct 4	2884	2	260	88	88 100.00%	0	0.00%
Blackman Charter Township, Precinct 5	2337	2	174	48	48 100.00%	0	0.00%
Columbia Township, Precinct 1	1972	2	370	56	56 100.00%	0	0.00%
Columbia Township, Precinct 2	1594	2	384	50	50 100.00%	0	0.00%
Columbia Township, Precinct 3	2419	2	553	78	77 98.72%	1	1.28%
Concord Township, Precinct 1	1984	2	499	35	35 100.00%	0	0.00%
Grass Lake Charter Township, Precinct 1	2060	2	466	45	45 100.00%	0	0.00%
Grass Lake Charter Township, Precinct 2	1447	2	335	43	43 100.00%	0	0.00%
Grass Lake Charter Township, Precinct 3	844	2	205	23	23 100.00%	0	0.00%
Hanover Township, Precinct 1	1271	2	350	33	33 100.00%	0	0.00%
Hanover Township, Precinct 2	1557	2	360	28	28 100.00%	0	0.00%
Henrietta Township, Precinct 1	1619	2	236	66	65 98.48%	1	1.52%
Henrietta Township, Precinct 2	1894	2	185	40	40 100.00%	0	0.00%
Leoni Township, Precinct 1	2934	2	602	133	133 100.00%	0	0.00%
Leoni Township, Precinct 2	2770	2	467	120	119 99.17%	1	0.83%
Leoni Township, Precinct 3	2383	2	330	89	87 97.75%	2	2.25%
Leoni Township, Precinct 4	2100	2	370	102	101 99.02%	1	0.98%
Liberty Township, Precinct 1	1453	2	336	38	38 100.00%	0	0.00%
Liberty Township, Precinct 2	1000	2	162	31	31 100.00%	0	0.00%
Napoleon Township, Precinct 1	1725	2	288	52	52 100.00%	0	0.00%
Napoleon Township, Precinct 2	1642	2	306	46	46 100.00%	0	0.00%
Napoleon Township, Precinct 3	1825	2	374	48	47 97.92%	1	2.08%
Norvell Township, Precinct 1	977	2	152	31	31 100.00%	0	0.00%
Norvell Township, Precinct 2	1229	2	180	44	44 100.00%	0	0.00%
Parma Township, Precinct 1	2027	2	296	41	41 100.00%	0	0.00%
Pulaski Township, Precinct 1	1404	2	351	45	44 97.78%	1	2.22%
Rives Township, Precinct 1	2087	2	417	48	48 100.00%	0	0.00%
Rives Township, Precinct 2	1456	2	424	40	40 100.00%	0	0.00%
Sandstone Township, Precinct 1	1229	2	297	28	27 96.43%	1	3.57%
Sandstone Township, Precinct 2	856	2	237	16	16 100.00%	0	0.00%
Sandstone Township, Precinct 3	789	2	163	24	24 100.00%	0	0.00%
Spring Arbor Township, Precinct 1	2785	2	731	35	33 94.29%	2	5.71%
Spring Arbor Township, Precinct 2	2463	2	502	46	46 100.00%	0	0.00%
Springport Township, Precinct 1	1492	2	186	27	27 100.00%	0	0.00%
Summit Township, Precinct 1	2082	2	243	50	50 100.00%	0	0.00%
Summit Township, Precinct 2	2125	2	524	65	65 100.00%	0	0.00%
Summit Township, Precinct 3	1987	2	398	58	58 100.00%	0	0.00%
Summit Township, Precinct 4	1980	2	507	47	47 100.00%	0	0.00%
Summit Township, Precinct 5	1889	2	522	43	43 100.00%	0	0.00%
Summit Township, Precinct 6	1332	2	251	30	30 100.00%	0	0.00%

Statement of Votes Cast

Date:08/16/16

Jackson County, MI

Time:10:12:53

2016 General Primary

Page:119 of 230

SOVC For Jurisdiction Wide, All Counters, No Precinct Delegates

Official Results

DEM D7 Rep in Congress									
	Reg. Voters	Vote For	Times Counted	Total Votes	Gretchen D. Driskell (DEM)	Write-In Votes			
Summit Township, Precinct 7	2722	2	438	81	81 100.00%	0	0.00%		
Summit Township, Precinct 8	2356	2	229	37	37 100.00%	0	0.00%		
Tompkins Township, Precinct 1	2015	2	296	52	52 100.00%	0	0.00%		
Waterloo Township, Precinct 1	2173	2	264	67	67 100.00%	0	0.00%		
Total	110514	126	18983	3327	3308 99.43%	19	0.57%		

Statement of Votes Cast

Date:08/16/16

Jackson County, MI

Time:10:12:53

2016 General Primary

Page:120 of 230

SOVC For Jurisdiction Wide, All Counters, No Precinct Delegates

Official Results

	DEM D64 Representative								
	Reg. Voters	Vote For	Times Counted	Total Votes	Peter C. Bormuth (DEM)	Ron Brooks (DEM)	Write-In Votes		
Jurisdiction Wide									
City of Jackson, Ward 1, Precinct 1	1632	2	101	49	11 22.45%	38 77.55%	0	0.00%	
City of Jackson, Ward 1, Precinct 2	1887	2	135	100	15 15.00%	84 84.00%	1	1.00%	
City of Jackson, Ward 2, Precinct 1	1712	2	182	54	18 33.33%	35 64.81%	1	1.85%	
City of Jackson, Ward 2, Precinct 2	1387	2	86	34	8 23.53%	26 76.47%	0	0.00%	
City of Jackson, Ward 3, Precinct 1	728	2	60	37	12 32.43%	23 62.16%	2	5.41%	
City of Jackson, Ward 3, Precinct 2	1578	2	202	63	18 28.57%	45 71.43%	0	0.00%	
City of Jackson, Ward 3, Precinct 3	1197	2	152	37	10 27.03%	26 70.27%	1	2.70%	
City of Jackson, Ward 4, Precinct 1	1397	2	141	35	9 25.71%	26 74.29%	0	0.00%	
City of Jackson, Ward 4, Precinct 2	1274	2	140	36	8 22.22%	28 77.78%	0	0.00%	
City of Jackson, Ward 4, Precinct 3	1242	2	274	57	12 21.05%	45 78.95%	0	0.00%	
City of Jackson, Ward 5, Precinct 1	747	2	29	21	11 52.38%	10 47.62%	0	0.00%	
City of Jackson, Ward 5, Precinct 2	932	2	76	28	9 32.14%	19 67.86%	0	0.00%	
City of Jackson, Ward 5, Precinct 3	1241	2	78	23	5 21.74%	18 78.26%	0	0.00%	
City of Jackson, Ward 6, Precinct 1	1220	2	358	86	16 18.60%	70 81.40%	0	0.00%	
City of Jackson, Ward 6, Precinct 2	1365	2	202	63	14 22.22%	49 77.78%	0	0.00%	
City of Jackson, Ward 6, Precinct 3	1412	2	328	75	19 25.33%	56 74.67%	0	0.00%	
Concord Township, Precinct 1	1984	2	499	35	7 20.00%	27 77.14%	1	2.86%	
Hanover Township, Precinct 1	1271	2	350	34	9 26.47%	25 73.53%	0	0.00%	
Hanover Township, Precinct 2	1557	2	360	27	7 25.93%	20 74.07%	0	0.00%	
Napoleon Township, Precinct 1	1725	2	288	52	19 36.54%	33 63.46%	0	0.00%	
Napoleon Township, Precinct 2	1642	2	306	46	15 32.61%	31 67.39%	0	0.00%	
Napoleon Township, Precinct 3	1825	2	374	46	15 32.61%	30 65.22%	1	2.17%	
Parma Township, Precinct 1	2027	2	296	41	9 21.95%	32 78.05%	0	0.00%	
Pulaski Township, Precinct 1	1404	2	351	46	6 13.04%	39 84.78%	1	2.17%	
Sandstone Township, Precinct 1	1229	2	297	28	3 10.71%	24 85.71%	1	3.57%	
Sandstone Township, Precinct 2	856	2	237	16	0 0.00%	16 100.00%	0	0.00%	
Sandstone Township, Precinct 3	789	2	163	22	4 18.18%	18 81.82%	0	0.00%	
Spring Arbor Township, Precinct 1	2785	2	731	33	11 33.33%	22 66.67%	0	0.00%	
Spring Arbor Township, Precinct 2	2463	2	502	47	9 19.15%	38 80.85%	0	0.00%	
Summit Township, Precinct 1	2082	2	243	44	12 27.27%	32 72.73%	0	0.00%	
Summit Township, Precinct 2	2125	2	524	66	27 40.91%	39 59.09%	0	0.00%	
Summit Township, Precinct 3	1987	2	398	58	14 24.14%	44 75.86%	0	0.00%	
Summit Township, Precinct 4	1980	2	507	44	10 22.73%	34 77.27%	0	0.00%	
Summit Township, Precinct 5	1889	2	522	40	10 25.00%	30 75.00%	0	0.00%	
Summit Township, Precinct 6	1332	2	251	30	9 30.00%	21 70.00%	0	0.00%	
Summit Township, Precinct 7	2722	2	438	80	18 22.50%	62 77.50%	0	0.00%	
Summit Township, Precinct 8	2356	2	229	35	10 28.57%	25 71.43%	0	0.00%	
Total	58981	74	10410	1668	419 25.12%	1240 74.34%	9	0.54%	

Statement of Votes Cast

Date:08/16/16

Jackson County, MI

Time:10:12:54

2016 General Primary

Page:121 of 230

SOVC For Jurisdiction Wide, All Counters, No Precinct Delegates

Official Results

	DEM D65 Representative							
	Reg. Voters	Vote For	Times Counted	Total Votes	Val Cochran Toops (DEM)	Bonnie Johnson (DEM)	Write-In Votes	
Jurisdiction Wide								
Blackman Charter Township, Precinct 1	2510	2	236	77	16 20.78%	60 77.92%	1	1.30%
Blackman Charter Township, Precinct 2	2978	2	467	89	15 16.85%	74 83.15%	0	0.00%
Blackman Charter Township, Precinct 3	2906	2	516	94	22 23.40%	70 74.47%	2	2.13%
Blackman Charter Township, Precinct 4	2884	2	260	86	16 18.60%	70 81.40%	0	0.00%
Blackman Charter Township, Precinct 5	2337	2	174	49	7 14.29%	42 85.71%	0	0.00%
Columbia Township, Precinct 1	1972	2	370	53	10 18.87%	43 81.13%	0	0.00%
Columbia Township, Precinct 2	1594	2	384	49	13 26.53%	36 73.47%	0	0.00%
Columbia Township, Precinct 3	2419	2	553	75	9 12.00%	66 88.00%	0	0.00%
Grass Lake Charter Township, Precinct 1	2060	2	466	46	10 21.74%	36 78.26%	0	0.00%
Grass Lake Charter Township, Precinct 2	1447	2	335	43	6 13.95%	37 86.05%	0	0.00%
Grass Lake Charter Township, Precinct 3	844	2	205	24	5 20.83%	19 79.17%	0	0.00%
Henrietta Township, Precinct 1	1619	2	236	66	7 10.61%	58 87.88%	1	1.52%
Henrietta Township, Precinct 2	1894	2	185	42	5 11.90%	37 88.10%	0	0.00%
Leoni Township, Precinct 1	2934	2	602	143	29 20.28%	114 79.72%	0	0.00%
Leoni Township, Precinct 2	2770	2	467	129	30 23.26%	99 76.74%	0	0.00%
Leoni Township, Precinct 3	2383	2	330	98	12 12.24%	86 87.76%	0	0.00%
Leoni Township, Precinct 4	2100	2	370	107	31 28.97%	76 71.03%	0	0.00%
Liberty Township, Precinct 1	1453	2	336	39	7 17.95%	32 82.05%	0	0.00%
Liberty Township, Precinct 2	1000	2	162	31	7 22.58%	24 77.42%	0	0.00%
Norvell Township, Precinct 1	977	2	152	32	2 6.25%	30 93.75%	0	0.00%
Norvell Township, Precinct 2	1229	2	180	46	8 17.39%	38 82.61%	0	0.00%
Rives Township, Precinct 1	2087	2	417	49	7 14.29%	42 85.71%	0	0.00%
Rives Township, Precinct 2	1456	2	424	39	9 23.08%	30 76.92%	0	0.00%
Springport Township, Precinct 1	1492	2	186	27	9 33.33%	18 66.67%	0	0.00%
Tompkins Township, Precinct 1	2015	2	296	55	10 18.18%	45 81.82%	0	0.00%
Waterloo Township, Precinct 1	2173	2	264	65	12 18.46%	53 81.54%	0	0.00%
Total	51533	52	8573	1653	314 19.00%	1335 80.76%	4	0.24%

Statement of Votes Cast
Jackson County, MI
2016 General Primary

Date:08/16/16
Time:10:12:54
Page:122 of 230

SOVC For Jurisdiction Wide, All Counters, No Precinct Delegates
Official Results

	DEM Prosecuting Attorney							
	Reg. Voters	Vote For	Times Counted	Total Votes	William G. Rappleye (DEM)	Write-In Votes		
Jurisdiction Wide								
City of Jackson, Ward 1, Precinct 1	1632	2	101	49	48 97.96%	1	2.04%	
City of Jackson, Ward 1, Precinct 2	1887	2	135	93	90 96.77%	3	3.23%	
City of Jackson, Ward 2, Precinct 1	1712	2	182	51	51 100.00%	0	0.00%	
City of Jackson, Ward 2, Precinct 2	1387	2	86	36	36 100.00%	0	0.00%	
City of Jackson, Ward 3, Precinct 1	728	2	60	32	31 96.88%	1	3.13%	
City of Jackson, Ward 3, Precinct 2	1578	2	202	64	63 98.44%	1	1.56%	
City of Jackson, Ward 3, Precinct 3	1197	2	152	39	38 97.44%	1	2.56%	
City of Jackson, Ward 4, Precinct 1	1397	2	141	33	33 100.00%	0	0.00%	
City of Jackson, Ward 4, Precinct 2	1274	2	140	33	33 100.00%	0	0.00%	
City of Jackson, Ward 4, Precinct 3	1242	2	274	58	58 100.00%	0	0.00%	
City of Jackson, Ward 5, Precinct 1	747	2	29	20	20 100.00%	0	0.00%	
City of Jackson, Ward 5, Precinct 2	932	2	76	25	25 100.00%	0	0.00%	
City of Jackson, Ward 5, Precinct 3	1241	2	78	24	24 100.00%	0	0.00%	
City of Jackson, Ward 6, Precinct 1	1220	2	358	80	80 100.00%	0	0.00%	
City of Jackson, Ward 6, Precinct 2	1365	2	202	59	59 100.00%	0	0.00%	
City of Jackson, Ward 6, Precinct 3	1412	2	328	75	74 98.67%	1	1.33%	
Blackman Charter Township, Precinct 1	2510	2	236	77	75 97.40%	2	2.60%	
Blackman Charter Township, Precinct 2	2978	2	467	87	86 98.85%	1	1.15%	
Blackman Charter Township, Precinct 3	2906	2	516	98	97 98.98%	1	1.02%	
Blackman Charter Township, Precinct 4	2884	2	260	82	82 100.00%	0	0.00%	
Blackman Charter Township, Precinct 5	2337	2	174	46	46 100.00%	0	0.00%	
Columbia Township, Precinct 1	1972	2	370	52	52 100.00%	0	0.00%	
Columbia Township, Precinct 2	1594	2	384	48	47 97.92%	1	2.08%	
Columbia Township, Precinct 3	2419	2	553	73	73 100.00%	0	0.00%	
Concord Township, Precinct 1	1984	2	499	33	33 100.00%	0	0.00%	
Grass Lake Charter Township, Precinct 1	2060	2	466	45	42 93.33%	3	6.67%	
Grass Lake Charter Township, Precinct 2	1447	2	335	39	39 100.00%	0	0.00%	
Grass Lake Charter Township, Precinct 3	844	2	205	23	23 100.00%	0	0.00%	
Hanover Township, Precinct 1	1271	2	350	34	34 100.00%	0	0.00%	
Hanover Township, Precinct 2	1557	2	360	25	25 100.00%	0	0.00%	
Henrietta Township, Precinct 1	1619	2	236	61	61 100.00%	0	0.00%	
Henrietta Township, Precinct 2	1894	2	185	39	39 100.00%	0	0.00%	
Leoni Township, Precinct 1	2934	2	602	130	129 99.23%	1	0.77%	
Leoni Township, Precinct 2	2770	2	467	118	116 98.31%	2	1.69%	
Leoni Township, Precinct 3	2383	2	330	90	90 100.00%	0	0.00%	
Leoni Township, Precinct 4	2100	2	370	98	97 98.98%	1	1.02%	
Liberty Township, Precinct 1	1453	2	336	39	39 100.00%	0	0.00%	
Liberty Township, Precinct 2	1000	2	162	30	30 100.00%	0	0.00%	
Napoleon Township, Precinct 1	1725	2	288	49	49 100.00%	0	0.00%	
Napoleon Township, Precinct 2	1642	2	306	46	45 97.83%	1	2.17%	
Napoleon Township, Precinct 3	1825	2	374	47	47 100.00%	0	0.00%	
Norvell Township, Precinct 1	977	2	152	29	29 100.00%	0	0.00%	
Norvell Township, Precinct 2	1229	2	180	39	39 100.00%	0	0.00%	
Parma Township, Precinct 1	2027	2	296	40	40 100.00%	0	0.00%	
Pulaski Township, Precinct 1	1404	2	351	46	46 100.00%	0	0.00%	
Rives Township, Precinct 1	2087	2	417	46	45 97.83%	1	2.17%	
Rives Township, Precinct 2	1456	2	424	38	38 100.00%	0	0.00%	
Sandstone Township, Precinct 1	1229	2	297	29	28 96.55%	1	3.45%	
Sandstone Township, Precinct 2	856	2	237	14	13 92.86%	1	7.14%	
Sandstone Township, Precinct 3	789	2	163	23	23 100.00%	0	0.00%	
Spring Arbor Township, Precinct 1	2785	2	731	31	30 96.77%	1	3.23%	
Spring Arbor Township, Precinct 2	2463	2	502	47	47 100.00%	0	0.00%	
Springport Township, Precinct 1	1492	2	186	25	25 100.00%	0	0.00%	
Summit Township, Precinct 1	2082	2	243	47	47 100.00%	0	0.00%	
Summit Township, Precinct 2	2125	2	524	64	63 98.44%	1	1.56%	
Summit Township, Precinct 3	1987	2	398	54	54 100.00%	0	0.00%	
Summit Township, Precinct 4	1980	2	507	42	42 100.00%	0	0.00%	
Summit Township, Precinct 5	1889	2	522	37	37 100.00%	0	0.00%	
Summit Township, Precinct 6	1332	2	251	31	31 100.00%	0	0.00%	

Statement of Votes Cast

Date:08/16/16

Jackson County, MI

Time:10:12:54

2016 General Primary

Page:123 of 230

SOVC For Jurisdiction Wide, All Counters, No Precinct Delegates

Official Results

	DEM Prosecuting Attorney							
	Reg. Voters	Vote For	Times Counted	Total Votes	William G. Rappleye (DEM)	Write-In Votes		
Summit Township, Precinct 7	2722	2	438	79	79 100.00%	0	0.00%	
Summit Township, Precinct 8	2356	2	229	35	35 100.00%	0	0.00%	
Tompkins Township, Precinct 1	2015	2	296	51	51 100.00%	0	0.00%	
Waterloo Township, Precinct 1	2173	2	264	55	55 100.00%	0	0.00%	
Total	110514	126	18983	3182	3156 99.18%	26	0.82%	

Statement of Votes Cast
Jackson County, MI
2016 General Primary

Date:08/16/16
Time:10:12:54
Page:124 of 230

SOVC For Jurisdiction Wide, All Counters, No Precinct Delegates
Official Results

	DEM County Sheriff				
	Reg. Voters	Vote For	Times Counted	Total Votes	Write-In Votes
Jurisdiction Wide					
City of Jackson, Ward 1, Precinct 1	1632	2	101	10	10 100.00%
City of Jackson, Ward 1, Precinct 2	1887	2	135	20	20 100.00%
City of Jackson, Ward 2, Precinct 1	1712	2	182	11	11 100.00%
City of Jackson, Ward 2, Precinct 2	1387	2	86	6	6 100.00%
City of Jackson, Ward 3, Precinct 1	728	2	60	12	12 100.00%
City of Jackson, Ward 3, Precinct 2	1578	2	202	13	13 100.00%
City of Jackson, Ward 3, Precinct 3	1197	2	152	5	5 100.00%
City of Jackson, Ward 4, Precinct 1	1397	2	141	5	5 100.00%
City of Jackson, Ward 4, Precinct 2	1274	2	140	8	8 100.00%
City of Jackson, Ward 4, Precinct 3	1242	2	274	4	4 100.00%
City of Jackson, Ward 5, Precinct 1	747	2	29	7	7 100.00%
City of Jackson, Ward 5, Precinct 2	932	2	76	1	1 100.00%
City of Jackson, Ward 5, Precinct 3	1241	2	78	3	3 100.00%
City of Jackson, Ward 6, Precinct 1	1220	2	358	6	6 100.00%
City of Jackson, Ward 6, Precinct 2	1365	2	202	7	7 100.00%
City of Jackson, Ward 6, Precinct 3	1412	2	328	5	5 100.00%
Blackman Charter Township, Precinct 1	2510	2	236	9	9 100.00%
Blackman Charter Township, Precinct 2	2978	2	467	6	6 100.00%
Blackman Charter Township, Precinct 3	2906	2	516	11	11 100.00%
Blackman Charter Township, Precinct 4	2884	2	260	12	12 100.00%
Blackman Charter Township, Precinct 5	2337	2	174	2	2 100.00%
Columbia Township, Precinct 1	1972	2	370	9	9 100.00%
Columbia Township, Precinct 2	1594	2	384	4	4 100.00%
Columbia Township, Precinct 3	2419	2	553	2	2 100.00%
Concord Township, Precinct 1	1984	2	499	3	3 100.00%
Grass Lake Charter Township, Precinct 1	2060	2	466	2	2 100.00%
Grass Lake Charter Township, Precinct 2	1447	2	335	6	6 100.00%
Grass Lake Charter Township, Precinct 3	844	2	205	4	4 100.00%
Hanover Township, Precinct 1	1271	2	350	4	4 100.00%
Hanover Township, Precinct 2	1557	2	360	0	0 -
Henrietta Township, Precinct 1	1619	2	236	6	6 100.00%
Henrietta Township, Precinct 2	1894	2	185	2	2 100.00%
Leoni Township, Precinct 1	2934	2	602	10	10 100.00%
Leoni Township, Precinct 2	2770	2	467	14	14 100.00%
Leoni Township, Precinct 3	2383	2	330	7	7 100.00%
Leoni Township, Precinct 4	2100	2	370	16	16 100.00%
Liberty Township, Precinct 1	1453	2	336	1	1 100.00%
Liberty Township, Precinct 2	1000	2	162	5	5 100.00%
Napoleon Township, Precinct 1	1725	2	288	5	5 100.00%
Napoleon Township, Precinct 2	1642	2	306	1	1 100.00%
Napoleon Township, Precinct 3	1825	2	374	5	5 100.00%
Norvell Township, Precinct 1	977	2	152	3	3 100.00%
Norvell Township, Precinct 2	1229	2	180	10	10 100.00%
Parma Township, Precinct 1	2027	2	296	5	5 100.00%
Pulaski Township, Precinct 1	1404	2	351	2	2 100.00%
Rives Township, Precinct 1	2087	2	417	4	4 100.00%
Rives Township, Precinct 2	1456	2	424	3	3 100.00%
Sandstone Township, Precinct 1	1229	2	297	4	4 100.00%
Sandstone Township, Precinct 2	856	2	237	1	1 100.00%
Sandstone Township, Precinct 3	789	2	163	1	1 100.00%
Spring Arbor Township, Precinct 1	2785	2	731	3	3 100.00%
Spring Arbor Township, Precinct 2	2463	2	502	2	2 100.00%
Springport Township, Precinct 1	1492	2	186	8	8 100.00%
Summit Township, Precinct 1	2082	2	243	3	3 100.00%
Summit Township, Precinct 2	2125	2	524	10	10 100.00%
Summit Township, Precinct 3	1987	2	398	9	9 100.00%
Summit Township, Precinct 4	1980	2	507	1	1 100.00%
Summit Township, Precinct 5	1889	2	522	4	4 100.00%
Summit Township, Precinct 6	1332	2	251	2	2 100.00%

Statement of Votes Cast

Date:08/16/16

Jackson County, MI

Time:10:12:54

2016 General Primary

Page:125 of 230

SOVC For Jurisdiction Wide, All Counters, No Precinct Delegates

Official Results

	DEM County Sheriff				
	Reg. Voters	Vote For	Times Counted	Total Votes	Write-In Votes
Summit Township, Precinct 7	2722	2	438	13	13 100.00%
Summit Township, Precinct 8	2356	2	229	4	4 100.00%
Tompkins Township, Precinct 1	2015	2	296	7	7 100.00%
Waterloo Township, Precinct 1	2173	2	264	5	5 100.00%
Total	110514	126	18983	373	373 100.00%

Statement of Votes Cast

Date:08/16/16

Jackson County, MI

Time:10:12:54

2016 General Primary

Page:126 of 230

SOVC For Jurisdiction Wide, All Counters, No Precinct Delegates

Official Results

	DEM Clerk-Reg Deeds				
	Reg. Voters	Vote For	Times Counted	Total Votes	Write-In Votes
Jurisdiction Wide					
City of Jackson, Ward 1, Precinct 1	1632	2	101	12	12 100.00%
City of Jackson, Ward 1, Precinct 2	1887	2	135	16	16 100.00%
City of Jackson, Ward 2, Precinct 1	1712	2	182	10	10 100.00%
City of Jackson, Ward 2, Precinct 2	1387	2	86	6	6 100.00%
City of Jackson, Ward 3, Precinct 1	728	2	60	14	14 100.00%
City of Jackson, Ward 3, Precinct 2	1578	2	202	10	10 100.00%
City of Jackson, Ward 3, Precinct 3	1197	2	152	4	4 100.00%
City of Jackson, Ward 4, Precinct 1	1397	2	141	5	5 100.00%
City of Jackson, Ward 4, Precinct 2	1274	2	140	7	7 100.00%
City of Jackson, Ward 4, Precinct 3	1242	2	274	4	4 100.00%
City of Jackson, Ward 5, Precinct 1	747	2	29	7	7 100.00%
City of Jackson, Ward 5, Precinct 2	932	2	76	2	2 100.00%
City of Jackson, Ward 5, Precinct 3	1241	2	78	2	2 100.00%
City of Jackson, Ward 6, Precinct 1	1220	2	358	6	6 100.00%
City of Jackson, Ward 6, Precinct 2	1365	2	202	9	9 100.00%
City of Jackson, Ward 6, Precinct 3	1412	2	328	4	4 100.00%
Blackman Charter Township, Precinct 1	2510	2	236	9	9 100.00%
Blackman Charter Township, Precinct 2	2978	2	467	7	7 100.00%
Blackman Charter Township, Precinct 3	2906	2	516	9	9 100.00%
Blackman Charter Township, Precinct 4	2884	2	260	12	12 100.00%
Blackman Charter Township, Precinct 5	2337	2	174	3	3 100.00%
Columbia Township, Precinct 1	1972	2	370	9	9 100.00%
Columbia Township, Precinct 2	1594	2	384	5	5 100.00%
Columbia Township, Precinct 3	2419	2	553	3	3 100.00%
Concord Township, Precinct 1	1984	2	499	1	1 100.00%
Grass Lake Charter Township, Precinct 1	2060	2	466	3	3 100.00%
Grass Lake Charter Township, Precinct 2	1447	2	335	5	5 100.00%
Grass Lake Charter Township, Precinct 3	844	2	205	4	4 100.00%
Hanover Township, Precinct 1	1271	2	350	4	4 100.00%
Hanover Township, Precinct 2	1557	2	360	0	0 -
Henrietta Township, Precinct 1	1619	2	236	4	4 100.00%
Henrietta Township, Precinct 2	1894	2	185	2	2 100.00%
Leoni Township, Precinct 1	2934	2	602	12	12 100.00%
Leoni Township, Precinct 2	2770	2	467	15	15 100.00%
Leoni Township, Precinct 3	2383	2	330	7	7 100.00%
Leoni Township, Precinct 4	2100	2	370	16	16 100.00%
Liberty Township, Precinct 1	1453	2	336	2	2 100.00%
Liberty Township, Precinct 2	1000	2	162	5	5 100.00%
Napoleon Township, Precinct 1	1725	2	288	6	6 100.00%
Napoleon Township, Precinct 2	1642	2	306	0	0 -
Napoleon Township, Precinct 3	1825	2	374	4	4 100.00%
Norvell Township, Precinct 1	977	2	152	3	3 100.00%
Norvell Township, Precinct 2	1229	2	180	9	9 100.00%
Parma Township, Precinct 1	2027	2	296	4	4 100.00%
Pulaski Township, Precinct 1	1404	2	351	2	2 100.00%
Rives Township, Precinct 1	2087	2	417	4	4 100.00%
Rives Township, Precinct 2	1456	2	424	2	2 100.00%
Sandstone Township, Precinct 1	1229	2	297	4	4 100.00%
Sandstone Township, Precinct 2	856	2	237	1	1 100.00%
Sandstone Township, Precinct 3	789	2	163	1	1 100.00%
Spring Arbor Township, Precinct 1	2785	2	731	3	3 100.00%
Spring Arbor Township, Precinct 2	2463	2	502	1	1 100.00%
Springport Township, Precinct 1	1492	2	186	7	7 100.00%
Summit Township, Precinct 1	2082	2	243	1	1 100.00%
Summit Township, Precinct 2	2125	2	524	9	9 100.00%
Summit Township, Precinct 3	1987	2	398	11	11 100.00%
Summit Township, Precinct 4	1980	2	507	1	1 100.00%
Summit Township, Precinct 5	1889	2	522	4	4 100.00%
Summit Township, Precinct 6	1332	2	251	2	2 100.00%

Statement of Votes Cast

Date:08/16/16

Jackson County, MI

Time:10:12:54

2016 General Primary

Page:127 of 230

SOVC For Jurisdiction Wide, All Counters, No Precinct Delegates

Official Results

	DEM Clerk-Reg Deeds				
	Reg. Voters	Vote For	Times Counted	Total Votes	Write-In Votes
Summit Township, Precinct 7	2722	2	438	14	14 100.00%
Summit Township, Precinct 8	2356	2	229	3	3 100.00%
Tompkins Township, Precinct 1	2015	2	296	7	7 100.00%
Waterloo Township, Precinct 1	2173	2	264	6	6 100.00%
Total	110514	126	18983	364	364 100.00%

Statement of Votes Cast
Jackson County, MI
2016 General Primary

Date:08/16/16
Time:10:12:54
Page:128 of 230

SOVC For Jurisdiction Wide, All Counters, No Precinct Delegates
Official Results

	DEM County Treasurer						
	Reg. Voters	Vote For	Times Counted	Total Votes	Kevin Commet (DEM)	Write-In Votes	
Jurisdiction Wide							
City of Jackson, Ward 1, Precinct 1	1632	2	101	45	45 100.00%	0	0.00%
City of Jackson, Ward 1, Precinct 2	1887	2	135	84	83 98.81%	1	1.19%
City of Jackson, Ward 2, Precinct 1	1712	2	182	49	47 95.92%	2	4.08%
City of Jackson, Ward 2, Precinct 2	1387	2	86	33	33 100.00%	0	0.00%
City of Jackson, Ward 3, Precinct 1	728	2	60	30	30 100.00%	0	0.00%
City of Jackson, Ward 3, Precinct 2	1578	2	202	58	57 98.28%	1	1.72%
City of Jackson, Ward 3, Precinct 3	1197	2	152	37	35 94.59%	2	5.41%
City of Jackson, Ward 4, Precinct 1	1397	2	141	32	32 100.00%	0	0.00%
City of Jackson, Ward 4, Precinct 2	1274	2	140	33	33 100.00%	0	0.00%
City of Jackson, Ward 4, Precinct 3	1242	2	274	48	48 100.00%	0	0.00%
City of Jackson, Ward 5, Precinct 1	747	2	29	17	17 100.00%	0	0.00%
City of Jackson, Ward 5, Precinct 2	932	2	76	21	21 100.00%	0	0.00%
City of Jackson, Ward 5, Precinct 3	1241	2	78	24	24 100.00%	0	0.00%
City of Jackson, Ward 6, Precinct 1	1220	2	358	71	71 100.00%	0	0.00%
City of Jackson, Ward 6, Precinct 2	1365	2	202	55	55 100.00%	0	0.00%
City of Jackson, Ward 6, Precinct 3	1412	2	328	71	71 100.00%	0	0.00%
Blackman Charter Township, Precinct 1	2510	2	236	71	70 98.59%	1	1.41%
Blackman Charter Township, Precinct 2	2978	2	467	75	74 98.67%	1	1.33%
Blackman Charter Township, Precinct 3	2906	2	516	87	87 100.00%	0	0.00%
Blackman Charter Township, Precinct 4	2884	2	260	79	79 100.00%	0	0.00%
Blackman Charter Township, Precinct 5	2337	2	174	42	42 100.00%	0	0.00%
Columbia Township, Precinct 1	1972	2	370	52	51 98.08%	1	1.92%
Columbia Township, Precinct 2	1594	2	384	43	42 97.67%	1	2.33%
Columbia Township, Precinct 3	2419	2	553	57	57 100.00%	0	0.00%
Concord Township, Precinct 1	1984	2	499	29	29 100.00%	0	0.00%
Grass Lake Charter Township, Precinct 1	2060	2	466	39	39 100.00%	0	0.00%
Grass Lake Charter Township, Precinct 2	1447	2	335	31	30 96.77%	1	3.23%
Grass Lake Charter Township, Precinct 3	844	2	205	17	17 100.00%	0	0.00%
Hanover Township, Precinct 1	1271	2	350	29	29 100.00%	0	0.00%
Hanover Township, Precinct 2	1557	2	360	23	23 100.00%	0	0.00%
Henrietta Township, Precinct 1	1619	2	236	51	51 100.00%	0	0.00%
Henrietta Township, Precinct 2	1894	2	185	36	36 100.00%	0	0.00%
Leoni Township, Precinct 1	2934	2	602	107	105 98.13%	2	1.87%
Leoni Township, Precinct 2	2770	2	467	109	104 95.41%	5	4.59%
Leoni Township, Precinct 3	2383	2	330	77	77 100.00%	0	0.00%
Leoni Township, Precinct 4	2100	2	370	86	85 98.84%	1	1.16%
Liberty Township, Precinct 1	1453	2	336	34	34 100.00%	0	0.00%
Liberty Township, Precinct 2	1000	2	162	26	26 100.00%	0	0.00%
Napoleon Township, Precinct 1	1725	2	288	47	47 100.00%	0	0.00%
Napoleon Township, Precinct 2	1642	2	306	41	41 100.00%	0	0.00%
Napoleon Township, Precinct 3	1825	2	374	39	38 97.44%	1	2.56%
Norvell Township, Precinct 1	977	2	152	25	25 100.00%	0	0.00%
Norvell Township, Precinct 2	1229	2	180	37	37 100.00%	0	0.00%
Parma Township, Precinct 1	2027	2	296	34	33 97.06%	1	2.94%
Pulaski Township, Precinct 1	1404	2	351	35	34 97.14%	1	2.86%
Rives Township, Precinct 1	2087	2	417	35	34 97.14%	1	2.86%
Rives Township, Precinct 2	1456	2	424	33	33 100.00%	0	0.00%
Sandstone Township, Precinct 1	1229	2	297	26	25 96.15%	1	3.85%
Sandstone Township, Precinct 2	856	2	237	8	7 87.50%	1	12.50%
Sandstone Township, Precinct 3	789	2	163	22	22 100.00%	0	0.00%
Spring Arbor Township, Precinct 1	2785	2	731	28	26 92.86%	2	7.14%
Spring Arbor Township, Precinct 2	2463	2	502	42	42 100.00%	0	0.00%
Springport Township, Precinct 1	1492	2	186	24	24 100.00%	0	0.00%
Summit Township, Precinct 1	2082	2	243	39	39 100.00%	0	0.00%
Summit Township, Precinct 2	2125	2	524	55	55 100.00%	0	0.00%
Summit Township, Precinct 3	1987	2	398	48	48 100.00%	0	0.00%
Summit Township, Precinct 4	1980	2	507	41	41 100.00%	0	0.00%
Summit Township, Precinct 5	1889	2	522	31	31 100.00%	0	0.00%
Summit Township, Precinct 6	1332	2	251	26	25 96.15%	1	3.85%

Statement of Votes Cast

Date:08/16/16

Jackson County, MI

Time:10:12:54

2016 General Primary

Page:129 of 230

SOVC For Jurisdiction Wide, All Counters, No Precinct Delegates

Official Results

DEM County Treasurer

	Reg. Voters	Vote For	Times Counted	Total Votes	Kevin Commet (DEM)	Write-In Votes		
Summit Township, Precinct 7	2722	2	438	64	64 100.00%	0	0.00%	
Summit Township, Precinct 8	2356	2	229	31	29 93.55%	2	6.45%	
Tompkins Township, Precinct 1	2015	2	296	47	47 100.00%	0	0.00%	
Waterloo Township, Precinct 1	2173	2	264	50	50 100.00%	0	0.00%	
Total	110514	126	18983	2816	2786 98.93%	30	1.07%	

Statement of Votes Cast

Date:08/16/16

Jackson County, MI

Time:10:12:54

2016 General Primary

Page:130 of 230

SOVC For Jurisdiction Wide, All Counters, No Precinct Delegates

Official Results

	DEM Drain Commissioner				
	Reg. Voters	Vote For	Times Counted	Total Votes	Write-In Votes
Jurisdiction Wide					
City of Jackson, Ward 1, Precinct 1	1632	2	101	9	9 100.00%
City of Jackson, Ward 1, Precinct 2	1887	2	135	20	20 100.00%
City of Jackson, Ward 2, Precinct 1	1712	2	182	11	11 100.00%
City of Jackson, Ward 2, Precinct 2	1387	2	86	6	6 100.00%
City of Jackson, Ward 3, Precinct 1	728	2	60	13	13 100.00%
City of Jackson, Ward 3, Precinct 2	1578	2	202	12	12 100.00%
City of Jackson, Ward 3, Precinct 3	1197	2	152	5	5 100.00%
City of Jackson, Ward 4, Precinct 1	1397	2	141	5	5 100.00%
City of Jackson, Ward 4, Precinct 2	1274	2	140	6	6 100.00%
City of Jackson, Ward 4, Precinct 3	1242	2	274	4	4 100.00%
City of Jackson, Ward 5, Precinct 1	747	2	29	7	7 100.00%
City of Jackson, Ward 5, Precinct 2	932	2	76	1	1 100.00%
City of Jackson, Ward 5, Precinct 3	1241	2	78	3	3 100.00%
City of Jackson, Ward 6, Precinct 1	1220	2	358	7	7 100.00%
City of Jackson, Ward 6, Precinct 2	1365	2	202	8	8 100.00%
City of Jackson, Ward 6, Precinct 3	1412	2	328	3	3 100.00%
Blackman Charter Township, Precinct 1	2510	2	236	11	11 100.00%
Blackman Charter Township, Precinct 2	2978	2	467	7	7 100.00%
Blackman Charter Township, Precinct 3	2906	2	516	12	12 100.00%
Blackman Charter Township, Precinct 4	2884	2	260	14	14 100.00%
Blackman Charter Township, Precinct 5	2337	2	174	4	4 100.00%
Columbia Township, Precinct 1	1972	2	370	9	9 100.00%
Columbia Township, Precinct 2	1594	2	384	3	3 100.00%
Columbia Township, Precinct 3	2419	2	553	4	4 100.00%
Concord Township, Precinct 1	1984	2	499	2	2 100.00%
Grass Lake Charter Township, Precinct 1	2060	2	466	2	2 100.00%
Grass Lake Charter Township, Precinct 2	1447	2	335	7	7 100.00%
Grass Lake Charter Township, Precinct 3	844	2	205	4	4 100.00%
Hanover Township, Precinct 1	1271	2	350	4	4 100.00%
Hanover Township, Precinct 2	1557	2	360	0	0 -
Henrietta Township, Precinct 1	1619	2	236	4	4 100.00%
Henrietta Township, Precinct 2	1894	2	185	3	3 100.00%
Leoni Township, Precinct 1	2934	2	602	13	13 100.00%
Leoni Township, Precinct 2	2770	2	467	14	14 100.00%
Leoni Township, Precinct 3	2383	2	330	7	7 100.00%
Leoni Township, Precinct 4	2100	2	370	14	14 100.00%
Liberty Township, Precinct 1	1453	2	336	1	1 100.00%
Liberty Township, Precinct 2	1000	2	162	6	6 100.00%
Napoleon Township, Precinct 1	1725	2	288	5	5 100.00%
Napoleon Township, Precinct 2	1642	2	306	3	3 100.00%
Napoleon Township, Precinct 3	1825	2	374	5	5 100.00%
Norvell Township, Precinct 1	977	2	152	3	3 100.00%
Norvell Township, Precinct 2	1229	2	180	9	9 100.00%
Parma Township, Precinct 1	2027	2	296	5	5 100.00%
Pulaski Township, Precinct 1	1404	2	351	1	1 100.00%
Rives Township, Precinct 1	2087	2	417	4	4 100.00%
Rives Township, Precinct 2	1456	2	424	3	3 100.00%
Sandstone Township, Precinct 1	1229	2	297	3	3 100.00%
Sandstone Township, Precinct 2	856	2	237	1	1 100.00%
Sandstone Township, Precinct 3	789	2	163	1	1 100.00%
Spring Arbor Township, Precinct 1	2785	2	731	3	3 100.00%
Spring Arbor Township, Precinct 2	2463	2	502	2	2 100.00%
Springport Township, Precinct 1	1492	2	186	6	6 100.00%
Summit Township, Precinct 1	2082	2	243	2	2 100.00%
Summit Township, Precinct 2	2125	2	524	10	10 100.00%
Summit Township, Precinct 3	1987	2	398	9	9 100.00%
Summit Township, Precinct 4	1980	2	507	1	1 100.00%
Summit Township, Precinct 5	1889	2	522	5	5 100.00%
Summit Township, Precinct 6	1332	2	251	2	2 100.00%

Statement of Votes Cast

Date:08/16/16

Jackson County, MI

Time:10:12:54

2016 General Primary

Page:131 of 230

SOVC For Jurisdiction Wide, All Counters, No Precinct Delegates

Official Results

	DEM Drain Commissioner				
	Reg. Voters	Vote For	Times Counted	Total Votes	Write-In Votes
Summit Township, Precinct 7	2722	2	438	14	14 100.00%
Summit Township, Precinct 8	2356	2	229	7	7 100.00%
Tompkins Township, Precinct 1	2015	2	296	9	9 100.00%
Waterloo Township, Precinct 1	2173	2	264	5	5 100.00%
Total	110514	126	18983	383	383 100.00%

Statement of Votes Cast

Date:08/16/16

Jackson County, MI

Time:10:12:54

2016 General Primary

Page:132 of 230

SOVC For Jurisdiction Wide, All Counters, No Precinct Delegates

Official Results

	DEM County Surveyor				
	Reg. Voters	Vote For	Times Counted	Total Votes	Write-In Votes
Jurisdiction Wide					
City of Jackson, Ward 1, Precinct 1	1632	2	101	8	8 100.00%
City of Jackson, Ward 1, Precinct 2	1887	2	135	20	20 100.00%
City of Jackson, Ward 2, Precinct 1	1712	2	182	11	11 100.00%
City of Jackson, Ward 2, Precinct 2	1387	2	86	5	5 100.00%
City of Jackson, Ward 3, Precinct 1	728	2	60	12	12 100.00%
City of Jackson, Ward 3, Precinct 2	1578	2	202	11	11 100.00%
City of Jackson, Ward 3, Precinct 3	1197	2	152	6	6 100.00%
City of Jackson, Ward 4, Precinct 1	1397	2	141	5	5 100.00%
City of Jackson, Ward 4, Precinct 2	1274	2	140	6	6 100.00%
City of Jackson, Ward 4, Precinct 3	1242	2	274	4	4 100.00%
City of Jackson, Ward 5, Precinct 1	747	2	29	7	7 100.00%
City of Jackson, Ward 5, Precinct 2	932	2	76	1	1 100.00%
City of Jackson, Ward 5, Precinct 3	1241	2	78	3	3 100.00%
City of Jackson, Ward 6, Precinct 1	1220	2	358	6	6 100.00%
City of Jackson, Ward 6, Precinct 2	1365	2	202	8	8 100.00%
City of Jackson, Ward 6, Precinct 3	1412	2	328	3	3 100.00%
Blackman Charter Township, Precinct 1	2510	2	236	11	11 100.00%
Blackman Charter Township, Precinct 2	2978	2	467	7	7 100.00%
Blackman Charter Township, Precinct 3	2906	2	516	11	11 100.00%
Blackman Charter Township, Precinct 4	2884	2	260	12	12 100.00%
Blackman Charter Township, Precinct 5	2337	2	174	3	3 100.00%
Columbia Township, Precinct 1	1972	2	370	8	8 100.00%
Columbia Township, Precinct 2	1594	2	384	3	3 100.00%
Columbia Township, Precinct 3	2419	2	553	3	3 100.00%
Concord Township, Precinct 1	1984	2	499	2	2 100.00%
Grass Lake Charter Township, Precinct 1	2060	2	466	2	2 100.00%
Grass Lake Charter Township, Precinct 2	1447	2	335	7	7 100.00%
Grass Lake Charter Township, Precinct 3	844	2	205	4	4 100.00%
Hanover Township, Precinct 1	1271	2	350	4	4 100.00%
Hanover Township, Precinct 2	1557	2	360	0	0 -
Henrietta Township, Precinct 1	1619	2	236	5	5 100.00%
Henrietta Township, Precinct 2	1894	2	185	2	2 100.00%
Leoni Township, Precinct 1	2934	2	602	13	13 100.00%
Leoni Township, Precinct 2	2770	2	467	12	12 100.00%
Leoni Township, Precinct 3	2383	2	330	7	7 100.00%
Leoni Township, Precinct 4	2100	2	370	14	14 100.00%
Liberty Township, Precinct 1	1453	2	336	1	1 100.00%
Liberty Township, Precinct 2	1000	2	162	5	5 100.00%
Napoleon Township, Precinct 1	1725	2	288	5	5 100.00%
Napoleon Township, Precinct 2	1642	2	306	1	1 100.00%
Napoleon Township, Precinct 3	1825	2	374	5	5 100.00%
Norvell Township, Precinct 1	977	2	152	3	3 100.00%
Norvell Township, Precinct 2	1229	2	180	9	9 100.00%
Parma Township, Precinct 1	2027	2	296	5	5 100.00%
Pulaski Township, Precinct 1	1404	2	351	2	2 100.00%
Rives Township, Precinct 1	2087	2	417	3	3 100.00%
Rives Township, Precinct 2	1456	2	424	4	4 100.00%
Sandstone Township, Precinct 1	1229	2	297	3	3 100.00%
Sandstone Township, Precinct 2	856	2	237	1	1 100.00%
Sandstone Township, Precinct 3	789	2	163	1	1 100.00%
Spring Arbor Township, Precinct 1	2785	2	731	2	2 100.00%
Spring Arbor Township, Precinct 2	2463	2	502	2	2 100.00%
Springport Township, Precinct 1	1492	2	186	5	5 100.00%
Summit Township, Precinct 1	2082	2	243	2	2 100.00%
Summit Township, Precinct 2	2125	2	524	10	10 100.00%
Summit Township, Precinct 3	1987	2	398	9	9 100.00%
Summit Township, Precinct 4	1980	2	507	1	1 100.00%
Summit Township, Precinct 5	1889	2	522	4	4 100.00%
Summit Township, Precinct 6	1332	2	251	2	2 100.00%

Statement of Votes Cast

Date:08/16/16

Jackson County, MI

Time:10:12:54

2016 General Primary

Page:133 of 230

SOVC For Jurisdiction Wide, All Counters, No Precinct Delegates

Official Results

	DEM County Surveyor				
	Reg. Voters	Vote For	Times Counted	Total Votes	Write-In Votes
Summit Township, Precinct 7	2722	2	438	12	12 100.00%
Summit Township, Precinct 8	2356	2	229	4	4 100.00%
Tompkins Township, Precinct 1	2015	2	296	6	6 100.00%
Waterloo Township, Precinct 1	2173	2	264	4	4 100.00%
Total	110514	126	18983	357	357 100.00%

Statement of Votes Cast
Jackson County, MI
2016 General Primary

Date:08/16/16
Time:10:12:54
Page:134 of 230

SOVC For Jurisdiction Wide, All Counters, No Precinct Delegates
Official Results

	DEM D1 Commissioner				
	Reg. Voters	Vote For	Times Counted	Total Votes	Write-In Votes
Jurisdiction Wide					
Parma Township, Precinct 1	2027	2	296	6	6 100.00%
Rives Township, Precinct 1	2087	2	417	4	4 100.00%
Rives Township, Precinct 2	1456	2	424	4	4 100.00%
Sandstone Township, Precinct 1	1229	2	297	3	3 100.00%
Sandstone Township, Precinct 2	856	2	237	1	1 100.00%
Sandstone Township, Precinct 3	789	2	163	1	1 100.00%
Springport Township, Precinct 1	1492	2	186	5	5 100.00%
Tompkins Township, Precinct 1	2015	2	296	7	7 100.00%
Total	11951	16	2316	31	31 100.00%

Statement of Votes Cast

Date:08/16/16

Jackson County, MI

Time:10:12:54

2016 General Primary

Page:135 of 230

SOVC For Jurisdiction Wide, All Counters, No Precinct Delegates

Official Results

	DEM D2 Commissioner				
	Reg. Voters	Vote For	Times Counted	Total Votes	Write-In Votes
Jurisdiction Wide					
Grass Lake Charter Township, Precinct 1	2060	2	466	2	2 100.00%
Grass Lake Charter Township, Precinct 2	1447	2	335	7	7 100.00%
Grass Lake Charter Township, Precinct 3	844	2	205	4	4 100.00%
Henrietta Township, Precinct 1	1619	2	236	5	5 100.00%
Henrietta Township, Precinct 2	1894	2	185	2	2 100.00%
Leoni Township, Precinct 1	678	2	110	2	2 100.00%
Leoni Township, Precinct 4	2100	2	370	13	13 100.00%
Waterloo Township, Precinct 1	2173	2	264	4	4 100.00%
Total	12815	16	2171	39	39 100.00%

Statement of Votes Cast

Jackson County, MI

2016 General Primary

SOVC For Jurisdiction Wide, All Counters, No Precinct Delegates

Official Results

Date:08/16/16

Time:10:12:54

Page:136 of 230

DEM D3 Commissioner								
	Reg. Voters	Vote For	Times Counted	Total Votes	Robin Puckett (DEM)	Write-In Votes		
Jurisdiction Wide								
Leoni Township, Precinct 1	2256	2	492	93	93 100.00%	0	0.00%	
Leoni Township, Precinct 2	2770	2	467	105	103 98.10%	2	1.90%	
Leoni Township, Precinct 3	2383	2	330	80	80 100.00%	0	0.00%	
Summit Township, Precinct 7	2722	2	438	74	74 100.00%	0	0.00%	
Summit Township, Precinct 8	2356	2	229	33	33 100.00%	0	0.00%	
Total	12487	10	1956	385	383 99.48%	2	0.52%	

Statement of Votes Cast

Date:08/16/16

Jackson County, MI

Time:10:12:54

2016 General Primary

Page:137 of 230

SOVC For Jurisdiction Wide, All Counters, No Precinct Delegates

Official Results

	DEM D4 Commissioner				
	Reg. Voters	Vote For	Times Counted	Total Votes	Write-In Votes
Jurisdiction Wide					
Columbia Township, Precinct 1	1972	2	370	9	9 100.00%
Columbia Township, Precinct 2	1594	2	384	6	6 100.00%
Columbia Township, Precinct 3	2419	2	553	3	3 100.00%
Napoleon Township, Precinct 1	1725	2	288	6	6 100.00%
Napoleon Township, Precinct 2	1642	2	306	1	1 100.00%
Napoleon Township, Precinct 3	1825	2	374	5	5 100.00%
Norvell Township, Precinct 1	977	2	152	3	3 100.00%
Norvell Township, Precinct 2	1229	2	180	9	9 100.00%
Total	13383	16	2607	42	42 100.00%

Statement of Votes Cast

Date:08/16/16

Jackson County, MI

Time:10:12:54

2016 General Primary

Page:138 of 230

SOVC For Jurisdiction Wide, All Counters, No Precinct Delegates

Official Results

	DEM D5 Commissioner				
	Reg. Voters	Vote For	Times Counted	Total Votes	Write-In Votes
Jurisdiction Wide					
Liberty Township, Precinct 1	1453	2	336	1	1 100.00%
Liberty Township, Precinct 2	1000	2	162	5	5 100.00%
Summit Township, Precinct 1	2082	2	243	2	2 100.00%
Summit Township, Precinct 2	2125	2	524	10	10 100.00%
Summit Township, Precinct 3	1987	2	398	10	10 100.00%
Summit Township, Precinct 4	1980	2	507	1	1 100.00%
Summit Township, Precinct 5	1889	2	522	4	4 100.00%
Summit Township, Precinct 6	1332	2	251	2	2 100.00%
Total	13848	16	2943	35	35 100.00%

Statement of Votes Cast

Date:08/16/16

Jackson County, MI

Time:10:12:54

2016 General Primary

Page:139 of 230

SOVC For Jurisdiction Wide, All Counters, No Precinct Delegates

Official Results

	DEM D6 Commissioner				
	Reg. Voters	Vote For	Times Counted	Total Votes	Write-In Votes
Jurisdiction Wide					
Concord Township, Precinct 1	1984	2	499	2	2 100.00%
Hanover Township, Precinct 1	1271	2	350	4	4 100.00%
Hanover Township, Precinct 2	1557	2	360	0	0 -
Pulaski Township, Precinct 1	1404	2	351	1	1 100.00%
Spring Arbor Township, Precinct 1	2785	2	731	2	2 100.00%
Spring Arbor Township, Precinct 2	2463	2	502	2	2 100.00%
Total	11464	12	2793	11	11 100.00%

Statement of Votes Cast

Date:08/16/16

Jackson County, MI

Time:10:12:54

2016 General Primary

Page:140 of 230

SOVC For Jurisdiction Wide, All Counters, No Precinct Delegates

Official Results

DEM D7 Commissioner									
	Reg. Voters	Vote For	Times Counted	Total Votes	Daniel J. Mahoney (DEM)		Write-In Votes		
Jurisdiction Wide									
City of Jackson, Ward 1, Precinct 1	1632	2	101	50	49	98.00%	1	2.00%	
City of Jackson, Ward 1, Precinct 2	1887	2	135	99	97	97.98%	2	2.02%	
City of Jackson, Ward 2, Precinct 1	1712	2	182	53	52	98.11%	1	1.89%	
City of Jackson, Ward 2, Precinct 2	1387	2	86	33	33	100.00%	0	0.00%	
City of Jackson, Ward 3, Precinct 2	1578	2	202	61	60	98.36%	1	1.64%	
City of Jackson, Ward 3, Precinct 3	1197	2	152	40	39	97.50%	1	2.50%	
City of Jackson, Ward 5, Precinct 1	747	2	29	20	20	100.00%	0	0.00%	
Total	10140	14	887	356	350	98.31%	6	1.69%	

Statement of Votes Cast
Jackson County, MI
2016 General Primary

Date:08/16/16
Time:10:12:54
Page:141 of 230

SOVC For Jurisdiction Wide, All Counters, No Precinct Delegates
Official Results

	DEM D8 Commissioner							
	Reg. Voters	Vote For	Times Counted	Total Votes	John R. Polaczyk (DEM)	Write-In Votes		
Jurisdiction Wide								
City of Jackson, Ward 3, Precinct 1	728	2	60	32	31 96.88%	1	3.13%	
City of Jackson, Ward 4, Precinct 1	1397	2	141	34	34 100.00%	0	0.00%	
City of Jackson, Ward 4, Precinct 2	1274	2	140	34	34 100.00%	0	0.00%	
City of Jackson, Ward 4, Precinct 3	1242	2	274	56	56 100.00%	0	0.00%	
City of Jackson, Ward 5, Precinct 2	932	2	76	23	23 100.00%	0	0.00%	
City of Jackson, Ward 5, Precinct 3	1241	2	78	23	23 100.00%	0	0.00%	
City of Jackson, Ward 6, Precinct 1	1220	2	358	82	82 100.00%	0	0.00%	
City of Jackson, Ward 6, Precinct 2	1365	2	202	61	61 100.00%	0	0.00%	
City of Jackson, Ward 6, Precinct 3	1412	2	328	74	73 98.65%	1	1.35%	
Total	10811	18	1657	419	417 99.52%	2	0.48%	

Statement of Votes Cast

Date:08/16/16

Jackson County, MI

Time:10:12:54

2016 General Primary

Page:142 of 230

SOVC For Jurisdiction Wide, All Counters, No Precinct Delegates

Official Results

DEM D9 Commissioner								
	Reg. Voters	Vote For	Times Counted	Total Votes	Daveda A. Quinn (DEM)		Write-In Votes	
Jurisdiction Wide								
Blackman Charter Township, Precinct 1	2510	2	236	69	68	98.55%	1	1.45%
Blackman Charter Township, Precinct 2	2978	2	467	77	76	98.70%	1	1.30%
Blackman Charter Township, Precinct 3	2906	2	516	84	84	100.00%	0	0.00%
Blackman Charter Township, Precinct 4	2884	2	260	79	79	100.00%	0	0.00%
Blackman Charter Township, Precinct 5	2337	2	174	44	44	100.00%	0	0.00%
Total	13615	10	1653	353	351	99.43%	2	0.57%

Statement of Votes Cast

Date:08/16/16

Jackson County, MI

Time:10:12:54

2016 General Primary

Page:143 of 230

SOVC For Jurisdiction Wide, All Counters, No Precinct Delegates

Official Results

	DEM Blackman Twp Supervisor				
	Reg. Voters	Vote For	Times Counted	Total Votes	Write-In Votes
Jurisdiction Wide					
Blackman Charter Township, Precinct 1	2510	2	236	7	7 100.00%
Blackman Charter Township, Precinct 2	2978	2	467	6	6 100.00%
Blackman Charter Township, Precinct 3	2906	2	516	12	12 100.00%
Blackman Charter Township, Precinct 4	2884	2	260	12	12 100.00%
Blackman Charter Township, Precinct 5	2337	2	174	4	4 100.00%
Total	13615	10	1653	41	41 100.00%

Statement of Votes Cast
Jackson County, MI
2016 General Primary

Date:08/16/16
Time:10:12:54
Page:144 of 230

SOVC For Jurisdiction Wide, All Counters, No Precinct Delegates
Official Results

	DEM Blackman Twp Clerk							
	Reg. Voters	Vote For	Times Counted	Total Votes	Effie Williams (DEM)		Write-In Votes	
Jurisdiction Wide								
Blackman Charter Township, Precinct 1	2510	2	236	68	67	98.53%	1	1.47%
Blackman Charter Township, Precinct 2	2978	2	467	80	77	96.25%	3	3.75%
Blackman Charter Township, Precinct 3	2906	2	516	85	85	100.00%	0	0.00%
Blackman Charter Township, Precinct 4	2884	2	260	72	71	98.61%	1	1.39%
Blackman Charter Township, Precinct 5	2337	2	174	42	41	97.62%	1	2.38%
Total	13615	10	1653	347	341	98.27%	6	1.73%

Statement of Votes Cast

Date:08/16/16

Jackson County, MI

Time:10:12:54

2016 General Primary

Page:145 of 230

SOVC For Jurisdiction Wide, All Counters, No Precinct Delegates

Official Results

DEM Blackman Twp Treasurer									
	Reg. Voters	Vote For	Times Counted	Total Votes	Philip Preston (DEM)		Write-In Votes		
Jurisdiction Wide									
Blackman Charter Township, Precinct 1	2510	2	236	62	61	98.39%	1	1.61%	
Blackman Charter Township, Precinct 2	2978	2	467	79	77	97.47%	2	2.53%	
Blackman Charter Township, Precinct 3	2906	2	516	82	82	100.00%	0	0.00%	
Blackman Charter Township, Precinct 4	2884	2	260	74	73	98.65%	1	1.35%	
Blackman Charter Township, Precinct 5	2337	2	174	43	43	100.00%	0	0.00%	
Total	13615	10	1653	340	336	98.82%	4	1.18%	

Statement of Votes Cast

Date:08/16/16

Jackson County, MI

Time:10:12:54

2016 General Primary

Page:146 of 230

SOVC For Jurisdiction Wide, All Counters, No Precinct Delegates

Official Results

	DEM Blackman Twp Trustee				
	Reg. Voters	Vote For	Times Counted	Total Votes	Write-In Votes
Jurisdiction Wide					
Blackman Charter Township, Precinct 1	2510	8	236	14	14 100.00%
Blackman Charter Township, Precinct 2	2978	8	467	10	10 100.00%
Blackman Charter Township, Precinct 3	2906	8	516	21	21 100.00%
Blackman Charter Township, Precinct 4	2884	8	260	20	20 100.00%
Blackman Charter Township, Precinct 5	2337	8	174	5	5 100.00%
Total	13615	40	1653	70	70 100.00%

Statement of Votes Cast

Date:08/16/16

Jackson County, MI

Time:10:12:54

2016 General Primary

Page:147 of 230

SOVC For Jurisdiction Wide, All Counters, No Precinct Delegates

Official Results

	DEM Columbia Twp Supervisor				
	Reg. Voters	Vote For	Times Counted	Total Votes	Write-In Votes
Jurisdiction Wide					
Columbia Township, Precinct 1	1972	2	370	9	9 100.00%
Columbia Township, Precinct 2	1594	2	384	5	5 100.00%
Columbia Township, Precinct 3	2419	2	553	3	3 100.00%
Total	5985	6	1307	17	17 100.00%

Statement of Votes Cast

Date:08/16/16

Jackson County, MI

Time:10:12:54

2016 General Primary

Page:148 of 230

SOVC For Jurisdiction Wide, All Counters, No Precinct Delegates

Official Results

	DEM Columbia Twp Clerk				
	Reg. Voters	Vote For	Times Counted	Total Votes	Write-In Votes
Jurisdiction Wide					
Columbia Township, Precinct 1	1972	2	370	9	9 100.00%
Columbia Township, Precinct 2	1594	2	384	5	5 100.00%
Columbia Township, Precinct 3	2419	2	553	5	5 100.00%
Total	5985	6	1307	19	19 100.00%

Statement of Votes Cast

Date:08/16/16

Jackson County, MI

Time:10:12:54

2016 General Primary

Page:149 of 230

SOVC For Jurisdiction Wide, All Counters, No Precinct Delegates

Official Results

	DEM Columbia Twp Treasurer				
	Reg. Voters	Vote For	Times Counted	Total Votes	Write-In Votes
Jurisdiction Wide					
Columbia Township, Precinct 1	1972	2	370	9	9 100.00%
Columbia Township, Precinct 2	1594	2	384	5	5 100.00%
Columbia Township, Precinct 3	2419	2	553	3	3 100.00%
Total	5985	6	1307	17	17 100.00%

Statement of Votes Cast

Date:08/16/16

Jackson County, MI

Time:10:12:54

2016 General Primary

Page:150 of 230

SOVC For Jurisdiction Wide, All Counters, No Precinct Delegates

Official Results

	DEM Columbia Twp Trustee				
	Reg. Voters	Vote For	Times Counted	Total Votes	Write-In Votes
Jurisdiction Wide					
Columbia Township, Precinct 1	1972	8	370	19	19 100.00%
Columbia Township, Precinct 2	1594	8	384	9	9 100.00%
Columbia Township, Precinct 3	2419	8	553	9	9 100.00%
Total	5985	24	1307	37	37 100.00%

Statement of Votes Cast

Date:08/16/16

Jackson County, MI

Time:10:12:54

2016 General Primary

Page:151 of 230

SOVC For Jurisdiction Wide, All Counters, No Precinct Delegates

Official Results

	DEM Concord Twp Supervisor				
	Reg. Voters	Vote For	Times Counted	Total Votes	Write-In Votes
Jurisdiction Wide					
Concord Township, Precinct 1	1984	2	499	1	1 100.00%
Total	1984	2	499	1	1 100.00%

Statement of Votes Cast

Date:08/16/16

Jackson County, MI

Time:10:12:54

2016 General Primary

Page:152 of 230

SOVC For Jurisdiction Wide, All Counters, No Precinct Delegates

Official Results

	DEM Concord Twp Clerk				
	Reg. Voters	Vote For	Times Counted	Total Votes	Write-In Votes
Jurisdiction Wide					
Concord Township, Precinct 1	1984	2	499	1	1 100.00%
Total	1984	2	499	1	1 100.00%

Statement of Votes Cast

Date:08/16/16

Jackson County, MI

Time:10:12:54

2016 General Primary

Page:153 of 230

SOVC For Jurisdiction Wide, All Counters, No Precinct Delegates

Official Results

	DEM Concord Twp Treasurer				
	Reg. Voters	Vote For	Times Counted	Total Votes	Write-In Votes
Jurisdiction Wide					
Concord Township, Precinct 1	1984	2	499	1	1 100.00%
Total	1984	2	499	1	1 100.00%

Statement of Votes Cast

Date:08/16/16

Jackson County, MI

Time:10:12:54

2016 General Primary

Page:154 of 230

SOVC For Jurisdiction Wide, All Counters, No Precinct Delegates

Official Results

	DEM Concord Twp Trustee								
	Reg. Voters	Vote For	Times Counted	Total Votes	Jason Blossom (DEM)			Write-In Votes	
Jurisdiction Wide									
Concord Township, Precinct 1	1984	4	499	31	30	96.77%		1	3.23%
Total	1984	4	499	31	30	96.77%		1	3.23%

Statement of Votes Cast

Date:08/16/16

Jackson County, MI

Time:10:12:54

2016 General Primary

Page:155 of 230

SOVC For Jurisdiction Wide, All Counters, No Precinct Delegates

Official Results

	DEM Grass Lk Twp Supervisor				
	Reg. Voters	Vote For	Times Counted	Total Votes	Write-In Votes
Jurisdiction Wide					
Grass Lake Charter Township, Precinct 1	2060	2	466	5	5 100.00%
Grass Lake Charter Township, Precinct 2	1447	2	335	7	7 100.00%
Grass Lake Charter Township, Precinct 3	844	2	205	3	3 100.00%
Total	4351	6	1006	15	15 100.00%

Statement of Votes Cast

Date:08/16/16

Jackson County, MI

Time:10:12:54

2016 General Primary

Page:156 of 230

SOVC For Jurisdiction Wide, All Counters, No Precinct Delegates

Official Results

	DEM Grass Lk Twp Clerk				
	Reg. Voters	Vote For	Times Counted	Total Votes	Write-In Votes
Jurisdiction Wide					
Grass Lake Charter Township, Precinct 1	2060	2	466	4	4 100.00%
Grass Lake Charter Township, Precinct 2	1447	2	335	6	6 100.00%
Grass Lake Charter Township, Precinct 3	844	2	205	3	3 100.00%
Total	4351	6	1006	13	13 100.00%

Statement of Votes Cast

Date:08/16/16

Jackson County, MI

Time:10:12:54

2016 General Primary

Page:157 of 230

SOVC For Jurisdiction Wide, All Counters, No Precinct Delegates

Official Results

	DEM Grass Lk Twp Treasurer				
	Reg. Voters	Vote For	Times Counted	Total Votes	Write-In Votes
Jurisdiction Wide					
Grass Lake Charter Township, Precinct 1	2060	2	466	3	3 100.00%
Grass Lake Charter Township, Precinct 2	1447	2	335	6	6 100.00%
Grass Lake Charter Township, Precinct 3	844	2	205	3	3 100.00%
Total	4351	6	1006	12	12 100.00%

Statement of Votes Cast

Date:08/16/16

Jackson County, MI

Time:10:12:54

2016 General Primary

Page:158 of 230

SOVC For Jurisdiction Wide, All Counters, No Precinct Delegates

Official Results

	DEM Grass Lk Twp Trustee				
	Reg. Voters	Vote For	Times Counted	Total Votes	Write-In Votes
Jurisdiction Wide					
Grass Lake Charter Township, Precinct 1	2060	8	466	3	3 100.00%
Grass Lake Charter Township, Precinct 2	1447	8	335	15	15 100.00%
Grass Lake Charter Township, Precinct 3	844	8	205	5	5 100.00%
Total	4351	24	1006	23	23 100.00%

Statement of Votes Cast

Date:08/16/16

Jackson County, MI

Time:10:12:54

2016 General Primary

Page:159 of 230

SOVC For Jurisdiction Wide, All Counters, No Precinct Delegates

Official Results

	DEM Hanover Twp Supervisor				
	Reg. Voters	Vote For	Times Counted	Total Votes	Write-In Votes
Jurisdiction Wide					
Hanover Township, Precinct 1	1271	2	350	4	4 100.00%
Hanover Township, Precinct 2	1557	2	360	0	0 -
Total	2828	4	710	4	4 100.00%

Statement of Votes Cast

Jackson County, MI

2016 General Primary

SOVC For Jurisdiction Wide, All Counters, No Precinct Delegates

Official Results

Date:08/16/16

Time:10:12:54

Page:160 of 230

DEM Hanover Twp Clerk

	Reg. Voters	Vote For	Times Counted	Total Votes	Jennifer Crews (DEM)	Write-In Votes
Jurisdiction Wide						
Hanover Township, Precinct 1	1271	2	350	29	29 100.00%	0 0.00%
Hanover Township, Precinct 2	1557	2	360	22	22 100.00%	0 0.00%
Total	2828	4	710	51	51 100.00%	0 0.00%

Statement of Votes Cast

Date:08/16/16

Jackson County, MI

Time:10:12:54

2016 General Primary

Page:161 of 230

SOVC For Jurisdiction Wide, All Counters, No Precinct Delegates

Official Results

	DEM Hanover Twp Treasurer				
	Reg. Voters	Vote For	Times Counted	Total Votes	Write-In Votes
Jurisdiction Wide					
Hanover Township, Precinct 1	1271	2	350	4	4 100.00%
Hanover Township, Precinct 2	1557	2	360	0	0 -
Total	2828	4	710	4	4 100.00%

Statement of Votes Cast

Date:08/16/16

Jackson County, MI

Time:10:12:54

2016 General Primary

Page:162 of 230

SOVC For Jurisdiction Wide, All Counters, No Precinct Delegates

Official Results

	DEM Hanover Twp Trustee				
	Reg. Voters	Vote For	Times Counted	Total Votes	Write-In Votes
Jurisdiction Wide					
Hanover Township, Precinct 1	1271	4	350	5	5 100.00%
Hanover Township, Precinct 2	1557	4	360	0	0 -
Total	2828	8	710	5	5 100.00%

Statement of Votes Cast

Date:08/16/16

Jackson County, MI

Time:10:12:54

2016 General Primary

Page:163 of 230

SOVC For Jurisdiction Wide, All Counters, No Precinct Delegates

Official Results

	DEM Henrietta Twp Supervisor				
	Reg. Voters	Vote For	Times Counted	Total Votes	Write-In Votes
Jurisdiction Wide					
Henrietta Township, Precinct 1	1619	2	236	4	4 100.00%
Henrietta Township, Precinct 2	1894	2	185	2	2 100.00%
Total	3513	4	421	6	6 100.00%

Statement of Votes Cast

Date:08/16/16

Jackson County, MI

Time:10:12:54

2016 General Primary

Page:164 of 230

SOVC For Jurisdiction Wide, All Counters, No Precinct Delegates

Official Results

	DEM Henrietta Twp Clerk				
	Reg. Voters	Vote For	Times Counted	Total Votes	Write-In Votes
Jurisdiction Wide					
Henrietta Township, Precinct 1	1619	2	236	3	3 100.00%
Henrietta Township, Precinct 2	1894	2	185	2	2 100.00%
Total	3513	4	421	5	5 100.00%

Statement of Votes Cast

Jackson County, MI

2016 General Primary

SOVC For Jurisdiction Wide, All Counters, No Precinct Delegates

Official Results

Date:08/16/16

Time:10:12:54

Page:165 of 230

DEM Henrietta Twp Treasurer

	Reg. Voters	Vote For	Times Counted	Total Votes	Maria L. McDonald (DEM)	Write-In Votes
Jurisdiction Wide						
Henrietta Township, Precinct 1	1619	2	236	55	55 100.00%	0 0.00%
Henrietta Township, Precinct 2	1894	2	185	37	37 100.00%	0 0.00%
Total	3513	4	421	92	92 100.00%	0 0.00%

Statement of Votes Cast

Date:08/16/16

Jackson County, MI

Time:10:12:54

2016 General Primary

Page:166 of 230

SOVC For Jurisdiction Wide, All Counters, No Precinct Delegates

Official Results

	DEM Henrietta Twp Trustee				
	Reg. Voters	Vote For	Times Counted	Total Votes	Write-In Votes
Jurisdiction Wide					
Henrietta Township, Precinct 1	1619	4	236	3	3 100.00%
Henrietta Township, Precinct 2	1894	4	185	2	2 100.00%
Total	3513	8	421	5	5 100.00%

Statement of Votes Cast
Jackson County, MI
2016 General Primary

Date:08/16/16
Time:10:12:54
Page:167 of 230

SOVC For Jurisdiction Wide, All Counters, No Precinct Delegates
Official Results

DEM Leoni Twp Supervisor										
	Reg. Voters	Vote For	Times Counted	Total Votes	Todd Brittain (DEM)		John Spencer (DEM)		Write-In Votes	
Jurisdiction Wide										
Leoni Township, Precinct 1	2934	2	602	150	79	52.67%	71	47.33%	0	0.00%
Leoni Township, Precinct 2	2770	2	467	138	61	44.20%	77	55.80%	0	0.00%
Leoni Township, Precinct 3	2383	2	330	103	56	54.37%	47	45.63%	0	0.00%
Leoni Township, Precinct 4	2100	2	370	116	51	43.97%	64	55.17%	1	0.86%
Total	10187	8	1769	507	247	48.72%	259	51.08%	1	0.20%

Statement of Votes Cast

Jackson County, MI

2016 General Primary

SOVC For Jurisdiction Wide, All Counters, No Precinct Delegates

Official Results

Date:08/16/16

Time:10:12:54

Page:168 of 230

DEM Leoni Twp Clerk

	Reg. Voters	Vote For	Times Counted	Total Votes	Michele Manke (DEM)	Write-In Votes		
Jurisdiction Wide								
Leoni Township, Precinct 1	2934	2	602	133	133 100.00%	0	0.00%	
Leoni Township, Precinct 2	2770	2	467	120	118 98.33%	2	1.67%	
Leoni Township, Precinct 3	2383	2	330	95	95 100.00%	0	0.00%	
Leoni Township, Precinct 4	2100	2	370	94	94 100.00%	0	0.00%	
Total	10187	8	1769	442	440 99.55%	2	0.45%	

Statement of Votes Cast

Date:08/16/16

Jackson County, MI

Time:10:12:54

2016 General Primary

Page:169 of 230

SOVC For Jurisdiction Wide, All Counters, No Precinct Delegates

Official Results

DEM Leoni Twp Treasurer									
	Reg. Voters	Vote For	Times Counted	Total Votes	Lori Stack (DEM)		Write-In Votes		
Jurisdiction Wide									
Leoni Township, Precinct 1	2934	2	602	139	138	99.28%	1	0.72%	
Leoni Township, Precinct 2	2770	2	467	125	122	97.60%	3	2.40%	
Leoni Township, Precinct 3	2383	2	330	93	93	100.00%	0	0.00%	
Leoni Township, Precinct 4	2100	2	370	90	89	98.89%	1	1.11%	
Total	10187	8	1769	447	442	98.88%	5	1.12%	

Statement of Votes Cast
Jackson County, MI
2016 General Primary

Date:08/16/16
Time:10:12:54
Page:170 of 230

SOVC For Jurisdiction Wide, All Counters, No Precinct Delegates
Official Results

	DEM Leoni Twp Trustee									
	Reg. Voters	Vote For	Times Counted	Total Votes	Jerry Ambbs (DEM)		Billy Lester (DEM)		Roy Simpkins (DEM)	
Jurisdiction Wide										
Leoni Township, Precinct 1	2934	8	602	416	112	26.92%	93	22.36%	98	23.56%
Leoni Township, Precinct 2	2770	8	467	397	103	25.94%	92	23.17%	100	25.19%
Leoni Township, Precinct 3	2383	8	330	315	81	25.71%	77	24.44%	72	22.86%
Leoni Township, Precinct 4	2100	8	370	323	80	24.77%	83	25.70%	77	23.84%
Total	10187	32	1769	1451	376	25.91%	345	23.78%	347	23.91%

Statement of Votes Cast

Date:08/16/16

Jackson County, MI

Time:10:12:54

2016 General Primary

Page:171 of 230

SOVC For Jurisdiction Wide, All Counters, No Precinct Delegates

Official Results

	DEM Leoni Twp Trustee			
	Judy A. Southworth (DEM)		Write-In Votes	
Jurisdiction Wide				
Leoni Township, Precinct 1	113	27.16%	0	0.00%
Leoni Township, Precinct 2	102	25.69%	0	0.00%
Leoni Township, Precinct 3	85	26.98%	0	0.00%
Leoni Township, Precinct 4	82	25.39%	1	0.31%
Total	382	26.33%	1	0.07%

Statement of Votes Cast

Jackson County, MI

2016 General Primary

SOVC For Jurisdiction Wide, All Counters, No Precinct Delegates

Official Results

Date:08/16/16

Time:10:12:54

Page:172 of 230

	DEM Liberty Twp Supervisor				
	Reg. Voters	Vote For	Times Counted	Total Votes	Write-In Votes
Jurisdiction Wide					
Liberty Township, Precinct 1	1453	2	336	3	3 100.00%
Liberty Township, Precinct 2	1000	2	162	5	5 100.00%
Total	2453	4	498	8	8 100.00%

Statement of Votes Cast

Date:08/16/16

Jackson County, MI

Time:10:12:54

2016 General Primary

Page:173 of 230

SOVC For Jurisdiction Wide, All Counters, No Precinct Delegates

Official Results

	DEM Liberty Twp Clerk				
	Reg. Voters	Vote For	Times Counted	Total Votes	Write-In Votes
Jurisdiction Wide					
Liberty Township, Precinct 1	1453	2	336	1	1 100.00%
Liberty Township, Precinct 2	1000	2	162	5	5 100.00%
Total	2453	4	498	6	6 100.00%

Statement of Votes Cast

Date:08/16/16

Jackson County, MI

Time:10:12:54

2016 General Primary

Page:174 of 230

SOVC For Jurisdiction Wide, All Counters, No Precinct Delegates

Official Results

	DEM Liberty Twp Treasurer				
	Reg. Voters	Vote For	Times Counted	Total Votes	Write-In Votes
Jurisdiction Wide					
Liberty Township, Precinct 1	1453	2	336	2	2 100.00%
Liberty Township, Precinct 2	1000	2	162	5	5 100.00%
Total	2453	4	498	7	7 100.00%

Statement of Votes Cast

Date:08/16/16

Jackson County, MI

Time:10:12:54

2016 General Primary

Page:175 of 230

SOVC For Jurisdiction Wide, All Counters, No Precinct Delegates

Official Results

DEM Liberty Twp Trustee									
	Reg. Voters	Vote For	Times Counted	Total Votes	Fred Shepherd, Jr. (DEM)		Write-In Votes		
Jurisdiction Wide									
Liberty Township, Precinct 1	1453	4	336	31	30	96.77%	1	3.23%	
Liberty Township, Precinct 2	1000	4	162	23	21	91.30%	2	8.70%	
Total	2453	8	498	54	51	94.44%	3	5.56%	

Statement of Votes Cast

Date:08/16/16

Jackson County, MI

Time:10:12:54

2016 General Primary

Page:176 of 230

SOVC For Jurisdiction Wide, All Counters, No Precinct Delegates

Official Results

DEM Napoleon Twp Supervisor

	Reg. Voters	Vote For	Times Counted	Total Votes	David Sellers (DEM)	Write-In Votes
Jurisdiction Wide						
Napoleon Township, Precinct 1	1725	2	288	50	50 100.00%	0 0.00%
Napoleon Township, Precinct 2	1642	2	306	43	43 100.00%	0 0.00%
Napoleon Township, Precinct 3	1825	2	374	43	43 100.00%	0 0.00%
Total	5192	6	968	136	136 100.00%	0 0.00%

Statement of Votes Cast

Date:08/16/16

Jackson County, MI

Time:10:12:54

2016 General Primary

Page:177 of 230

SOVC For Jurisdiction Wide, All Counters, No Precinct Delegates

Official Results

	DEM Napoleon Twp Clerk				
	Reg. Voters	Vote For	Times Counted	Total Votes	Write-In Votes
Jurisdiction Wide					
Napoleon Township, Precinct 1	1725	2	288	5	5 100.00%
Napoleon Township, Precinct 2	1642	2	306	1	1 100.00%
Napoleon Township, Precinct 3	1825	2	374	3	3 100.00%
Total	5192	6	968	9	9 100.00%

Statement of Votes Cast

Date:08/16/16

Jackson County, MI

Time:10:12:54

2016 General Primary

Page:178 of 230

SOVC For Jurisdiction Wide, All Counters, No Precinct Delegates

Official Results

	DEM Napoleon Twp Treasurer				
	Reg. Voters	Vote For	Times Counted	Total Votes	Write-In Votes
Jurisdiction Wide					
Napoleon Township, Precinct 1	1725	2	288	5	5 100.00%
Napoleon Township, Precinct 2	1642	2	306	1	1 100.00%
Napoleon Township, Precinct 3	1825	2	374	3	3 100.00%
Total	5192	6	968	9	9 100.00%

Statement of Votes Cast

Date:08/16/16

Jackson County, MI

Time:10:12:54

2016 General Primary

Page:179 of 230

SOVC For Jurisdiction Wide, All Counters, No Precinct Delegates

Official Results

	DEM Napoleon Twp Trustee				
	Reg. Voters	Vote For	Times Counted	Total Votes	Write-In Votes
Jurisdiction Wide					
Napoleon Township, Precinct 1	1725	4	288	6	6 100.00%
Napoleon Township, Precinct 2	1642	4	306	2	2 100.00%
Napoleon Township, Precinct 3	1825	4	374	4	4 100.00%
Total	5192	12	968	12	12 100.00%

Statement of Votes Cast

Jackson County, MI

2016 General Primary

SOVC For Jurisdiction Wide, All Counters, No Precinct Delegates

Official Results

Date:08/16/16

Time:10:12:54

Page:180 of 230

DEM Norvell Twp Supervisor

	Reg. Voters	Vote For	Times Counted	Total Votes	Eric B. Johnson (DEM)	Write-In Votes
Jurisdiction Wide						
Norvell Township, Precinct 1	977	2	152	31	30 96.77%	1 3.23%
Norvell Township, Precinct 2	1229	2	180	45	44 97.78%	1 2.22%
Total	2206	4	332	76	74 97.37%	2 2.63%

Statement of Votes Cast

Jackson County, MI

2016 General Primary

SOVC For Jurisdiction Wide, All Counters, No Precinct Delegates

Official Results

Date:08/16/16

Time:10:12:54

Page:181 of 230

DEM Norvell Twp Clerk

	Reg. Voters	Vote For	Times Counted	Total Votes	Andrea Barnett (DEM)	Write-In Votes
Jurisdiction Wide						
Norvell Township, Precinct 1	977	2	152	32	31 96.88%	1 3.13%
Norvell Township, Precinct 2	1229	2	180	39	39 100.00%	0 0.00%
Total	2206	4	332	71	70 98.59%	1 1.41%

Statement of Votes Cast

Date:08/16/16

Jackson County, MI

Time:10:12:54

2016 General Primary

Page:182 of 230

SOVC For Jurisdiction Wide, All Counters, No Precinct Delegates

Official Results

	DEM Norvell Twp Treasurer				
	Reg. Voters	Vote For	Times Counted	Total Votes	Write-In Votes
Jurisdiction Wide					
Norvell Township, Precinct 1	977	2	152	3	3 100.00%
Norvell Township, Precinct 2	1229	2	180	8	8 100.00%
Total	2206	4	332	11	11 100.00%

Statement of Votes Cast

Date:08/16/16

Jackson County, MI

Time:10:12:54

2016 General Primary

Page:183 of 230

SOVC For Jurisdiction Wide, All Counters, No Precinct Delegates

Official Results

	DEM Norvell Twp Trustee								
	Reg. Voters	Vote For	Times Counted	Total Votes	Pamela J. Johnson (DEM)		Write-In Votes		
Jurisdiction Wide									
Norvell Township, Precinct 1	977	4	152	29	28	96.55%	1	3.45%	
Norvell Township, Precinct 2	1229	4	180	45	45	100.00%	0	0.00%	
Total	2206	8	332	74	73	98.65%	1	1.35%	

Statement of Votes Cast

Jackson County, MI

2016 General Primary

SOVC For Jurisdiction Wide, All Counters, No Precinct Delegates

Official Results

Date:08/16/16

Time:10:12:54

Page:184 of 230

	DEM Parma Twp Supervisor				
	Reg. Voters	Vote For	Times Counted	Total Votes	Write-In Votes
Jurisdiction Wide					
Parma Township, Precinct 1	2027	2	296	10	10 100.00%
Total	2027	2	296	10	10 100.00%

Statement of Votes Cast

Date:08/16/16

Jackson County, MI

Time:10:12:54

2016 General Primary

Page:185 of 230

SOVC For Jurisdiction Wide, All Counters, No Precinct Delegates

Official Results

	DEM Parma Twp Clerk				
	Reg. Voters	Vote For	Times Counted	Total Votes	Write-In Votes
Jurisdiction Wide					
Parma Township, Precinct 1	2027	2	296	5	5 100.00%
Total	2027	2	296	5	5 100.00%

Statement of Votes Cast

Date:08/16/16

Jackson County, MI

Time:10:12:54

2016 General Primary

Page:186 of 230

SOVC For Jurisdiction Wide, All Counters, No Precinct Delegates

Official Results

	DEM Parma Twp Treasurer				
	Reg. Voters	Vote For	Times Counted	Total Votes	Write-In Votes
Jurisdiction Wide					
Parma Township, Precinct 1	2027	2	296	5	5 100.00%
Total	2027	2	296	5	5 100.00%

Statement of Votes Cast

Date:08/16/16

Jackson County, MI

Time:10:12:54

2016 General Primary

Page:187 of 230

SOVC For Jurisdiction Wide, All Counters, No Precinct Delegates

Official Results

	DEM Parma Twp Trustee				
	Reg. Voters	Vote For	Times Counted	Total Votes	Write-In Votes
Jurisdiction Wide					
Parma Township, Precinct 1	2027	4	296	4	4 100.00%
Total	2027	4	296	4	4 100.00%

Statement of Votes Cast

Jackson County, MI

2016 General Primary

SOVC For Jurisdiction Wide, All Counters, No Precinct Delegates

Official Results

Date:08/16/16

Time:10:12:54

Page:188 of 230

DEM Pulaski Twp Supervisor

	Reg. Voters	Vote For	Times Counted	Total Votes	Bob Jones (DEM)	Write-In Votes
Jurisdiction Wide						
Pulaski Township, Precinct 1	1404	2	351	44	44 100.00%	0 0.00%
Total	1404	2	351	44	44 100.00%	0 0.00%

Statement of Votes Cast

Date:08/16/16

Jackson County, MI

Time:10:12:54

2016 General Primary

Page:189 of 230

SOVC For Jurisdiction Wide, All Counters, No Precinct Delegates

Official Results

DEM Pulaski Twp Clerk

	Reg. Voters	Vote For	Times Counted	Total Votes	Write-In Votes
Jurisdiction Wide					
Pulaski Township, Precinct 1	1404	2	351	2	2 100.00%
Total	1404	2	351	2	2 100.00%

Statement of Votes Cast

Date:08/16/16

Jackson County, MI

Time:10:12:54

2016 General Primary

Page:190 of 230

SOVC For Jurisdiction Wide, All Counters, No Precinct Delegates

Official Results

	DEM Pulaski Twp Treasurer				
	Reg. Voters	Vote For	Times Counted	Total Votes	Write-In Votes
Jurisdiction Wide					
Pulaski Township, Precinct 1	1404	2	351	2	2 100.00%
Total	1404	2	351	2	2 100.00%

Statement of Votes Cast

Date:08/16/16

Jackson County, MI

Time:10:12:54

2016 General Primary

Page:191 of 230

SOVC For Jurisdiction Wide, All Counters, No Precinct Delegates

Official Results

	DEM Pulaski Twp Trustee								
	Reg. Voters	Vote For	Times Counted	Total Votes	Melissa Stroede (DEM)		Write-In Votes		
Jurisdiction Wide									
Pulaski Township, Precinct 1	1404	4	351	38	36	94.74%	2	5.26%	
Total	1404	4	351	38	36	94.74%	2	5.26%	

Statement of Votes Cast

Date:08/16/16

Jackson County, MI

Time:10:12:54

2016 General Primary

Page:192 of 230

SOVC For Jurisdiction Wide, All Counters, No Precinct Delegates

Official Results

	DEM Rives Twp Supervisor				
	Reg. Voters	Vote For	Times Counted	Total Votes	Write-In Votes
Jurisdiction Wide					
Rives Township, Precinct 1	2087	2	417	2	2 100.00%
Rives Township, Precinct 2	1456	2	424	5	5 100.00%
Total	3543	4	841	7	7 100.00%

Statement of Votes Cast

Date:08/16/16

Jackson County, MI

Time:10:12:54

2016 General Primary

Page:193 of 230

SOVC For Jurisdiction Wide, All Counters, No Precinct Delegates

Official Results

	DEM Rives Twp Clerk				
	Reg. Voters	Vote For	Times Counted	Total Votes	Write-In Votes
Jurisdiction Wide					
Rives Township, Precinct 1	2087	2	417	2	2 100.00%
Rives Township, Precinct 2	1456	2	424	4	4 100.00%
Total	3543	4	841	6	6 100.00%

Statement of Votes Cast

Date:08/16/16

Jackson County, MI

Time:10:12:54

2016 General Primary

Page:194 of 230

SOVC For Jurisdiction Wide, All Counters, No Precinct Delegates

Official Results

	DEM Rives Twp Treasurer				
	Reg. Voters	Vote For	Times Counted	Total Votes	Write-In Votes
Jurisdiction Wide					
Rives Township, Precinct 1	2087	2	417	3	3 100.00%
Rives Township, Precinct 2	1456	2	424	4	4 100.00%
Total	3543	4	841	7	7 100.00%

Statement of Votes Cast

Date:08/16/16

Jackson County, MI

Time:10:12:54

2016 General Primary

Page:195 of 230

SOVC For Jurisdiction Wide, All Counters, No Precinct Delegates

Official Results

	DEM Rives Twp Trustee				
	Reg. Voters	Vote For	Times Counted	Total Votes	Write-In Votes
Jurisdiction Wide					
Rives Township, Precinct 1	2087	4	417	1	1 100.00%
Rives Township, Precinct 2	1456	4	424	5	5 100.00%
Total	3543	8	841	6	6 100.00%

Statement of Votes Cast

Date:08/16/16

Jackson County, MI

Time:10:12:54

2016 General Primary

Page:196 of 230

SOVC For Jurisdiction Wide, All Counters, No Precinct Delegates

Official Results

	DEM Sandstone Twp Supervisor				
	Reg. Voters	Vote For	Times Counted	Total Votes	Write-In Votes
Jurisdiction Wide					
Sandstone Township, Precinct 1	1229	2	297	4	4 100.00%
Sandstone Township, Precinct 2	856	2	237	1	1 100.00%
Sandstone Township, Precinct 3	789	2	163	1	1 100.00%
Total	2874	6	697	6	6 100.00%

Statement of Votes Cast

Date:08/16/16

Jackson County, MI

Time:10:12:54

2016 General Primary

Page:197 of 230

SOVC For Jurisdiction Wide, All Counters, No Precinct Delegates

Official Results

	DEM Sandstone Twp Clerk				
	Reg. Voters	Vote For	Times Counted	Total Votes	Write-In Votes
Jurisdiction Wide					
Sandstone Township, Precinct 1	1229	2	297	4	4 100.00%
Sandstone Township, Precinct 2	856	2	237	1	1 100.00%
Sandstone Township, Precinct 3	789	2	163	1	1 100.00%
Total	2874	6	697	6	6 100.00%

Statement of Votes Cast

Date:08/16/16

Jackson County, MI

Time:10:12:54

2016 General Primary

Page:198 of 230

SOVC For Jurisdiction Wide, All Counters, No Precinct Delegates

Official Results

	DEM Sandstone Twp Treasurer				
	Reg. Voters	Vote For	Times Counted	Total Votes	Write-In Votes
Jurisdiction Wide					
Sandstone Township, Precinct 1	1229	2	297	4	4 100.00%
Sandstone Township, Precinct 2	856	2	237	1	1 100.00%
Sandstone Township, Precinct 3	789	2	163	1	1 100.00%
Total	2874	6	697	6	6 100.00%

Statement of Votes Cast
Jackson County, MI
2016 General Primary

Date:08/16/16
Time:10:12:54
Page:199 of 230

SOVC For Jurisdiction Wide, All Counters, No Precinct Delegates
Official Results

	DEM Sandstone Twp Trustee				
	Reg. Voters	Vote For	Times Counted	Total Votes	Write-In Votes
Jurisdiction Wide					
Sandstone Township, Precinct 1	1229	8	297	14	14 100.00%
Sandstone Township, Precinct 2	856	8	237	4	4 100.00%
Sandstone Township, Precinct 3	789	8	163	4	4 100.00%
Total	2874	24	697	22	22 100.00%

Statement of Votes Cast

Date:08/16/16

Jackson County, MI

Time:10:12:54

2016 General Primary

Page:200 of 230

SOVC For Jurisdiction Wide, All Counters, No Precinct Delegates

Official Results

	DEM Sp Arbor Twp Supervisor				
	Reg. Voters	Vote For	Times Counted	Total Votes	Write-In Votes
Jurisdiction Wide					
Spring Arbor Township, Precinct 1	2785	2	731	2	2 100.00%
Spring Arbor Township, Precinct 2	2463	2	502	3	3 100.00%
Total	5248	4	1233	5	5 100.00%

Statement of Votes Cast

Date:08/16/16

Jackson County, MI

Time:10:12:54

2016 General Primary

Page:201 of 230

SOVC For Jurisdiction Wide, All Counters, No Precinct Delegates

Official Results

	DEM Sp Arbor Twp Clerk				
	Reg. Voters	Vote For	Times Counted	Total Votes	Write-In Votes
Jurisdiction Wide					
Spring Arbor Township, Precinct 1	2785	2	731	3	3 100.00%
Spring Arbor Township, Precinct 2	2463	2	502	3	3 100.00%
Total	5248	4	1233	6	6 100.00%

Statement of Votes Cast

Date:08/16/16

Jackson County, MI

Time:10:12:54

2016 General Primary

Page:202 of 230

SOVC For Jurisdiction Wide, All Counters, No Precinct Delegates

Official Results

	DEM Sp Arbor Twp Treasurer				
	Reg. Voters	Vote For	Times Counted	Total Votes	Write-In Votes
Jurisdiction Wide					
Spring Arbor Township, Precinct 1	2785	2	731	2	2 100.00%
Spring Arbor Township, Precinct 2	2463	2	502	3	3 100.00%
Total	5248	4	1233	5	5 100.00%

Statement of Votes Cast

Date:08/16/16

Jackson County, MI

Time:10:12:54

2016 General Primary

Page:203 of 230

SOVC For Jurisdiction Wide, All Counters, No Precinct Delegates

Official Results

	DEM Sp Arbor Twp Trustee				
	Reg. Voters	Vote For	Times Counted	Total Votes	Write-In Votes
Jurisdiction Wide					
Spring Arbor Township, Precinct 1	2785	8	731	1	1 100.00%
Spring Arbor Township, Precinct 2	2463	8	502	9	9 100.00%
Total	5248	16	1233	10	10 100.00%

Statement of Votes Cast

Date:08/16/16

Jackson County, MI

Time:10:12:54

2016 General Primary

Page:204 of 230

SOVC For Jurisdiction Wide, All Counters, No Precinct Delegates

Official Results

	DEM Springport Twp Supervisor				
	Reg. Voters	Vote For	Times Counted	Total Votes	Write-In Votes
Jurisdiction Wide					
Springport Township, Precinct 1	1492	2	186	5	5 100.00%
Total	1492	2	186	5	5 100.00%

Statement of Votes Cast

Jackson County, MI

2016 General Primary

SOVC For Jurisdiction Wide, All Counters, No Precinct Delegates

Official Results

Date:08/16/16

Time:10:12:54

Page:205 of 230

DEM Springport Twp Clerk

	Reg. Voters	Vote For	Times Counted	Total Votes	Write-In Votes
Jurisdiction Wide					
Springport Township, Precinct 1	1492	2	186	5	5 100.00%
Total	1492	2	186	5	5 100.00%

Statement of Votes Cast

Date:08/16/16

Jackson County, MI

Time:10:12:54

2016 General Primary

Page:206 of 230

SOVC For Jurisdiction Wide, All Counters, No Precinct Delegates

Official Results

	DEM Springport Twp Treasurer				
	Reg. Voters	Vote For	Times Counted	Total Votes	Write-In Votes
Jurisdiction Wide					
Springport Township, Precinct 1	1492	2	186	5	5 100.00%
Total	1492	2	186	5	5 100.00%

Statement of Votes Cast

Date:08/16/16

Jackson County, MI

Time:10:12:54

2016 General Primary

Page:207 of 230

SOVC For Jurisdiction Wide, All Counters, No Precinct Delegates

Official Results

	DEM Springport Twp Trustee				
	Reg. Voters	Vote For	Times Counted	Total Votes	Write-In Votes
Jurisdiction Wide					
Springport Township, Precinct 1	1492	4	186	9	9 100.00%
Total	1492	4	186	9	9 100.00%

Statement of Votes Cast

Date:08/16/16

Jackson County, MI

Time:10:12:54

2016 General Primary

Page:208 of 230

SOVC For Jurisdiction Wide, All Counters, No Precinct Delegates

Official Results

	DEM Summit Twp Supervisor				
	Reg. Voters	Vote For	Times Counted	Total Votes	Write-In Votes
Jurisdiction Wide					
Summit Township, Precinct 1	2082	2	243	1	1 100.00%
Summit Township, Precinct 2	2125	2	524	9	9 100.00%
Summit Township, Precinct 3	1987	2	398	5	5 100.00%
Summit Township, Precinct 4	1980	2	507	2	2 100.00%
Summit Township, Precinct 5	1889	2	522	5	5 100.00%
Summit Township, Precinct 6	1332	2	251	2	2 100.00%
Summit Township, Precinct 7	2722	2	438	12	12 100.00%
Summit Township, Precinct 8	2356	2	229	6	6 100.00%
Total	16473	16	3112	42	42 100.00%

Statement of Votes Cast

Date:08/16/16

Jackson County, MI

Time:10:12:54

2016 General Primary

Page:209 of 230

SOVC For Jurisdiction Wide, All Counters, No Precinct Delegates

Official Results

DEM Summit Twp Clerk					
	Reg. Voters	Vote For	Times Counted	Total Votes	Write-In Votes
Jurisdiction Wide					
Summit Township, Precinct 1	2082	2	243	2	2 100.00%
Summit Township, Precinct 2	2125	2	524	9	9 100.00%
Summit Township, Precinct 3	1987	2	398	6	6 100.00%
Summit Township, Precinct 4	1980	2	507	1	1 100.00%
Summit Township, Precinct 5	1889	2	522	3	3 100.00%
Summit Township, Precinct 6	1332	2	251	2	2 100.00%
Summit Township, Precinct 7	2722	2	438	12	12 100.00%
Summit Township, Precinct 8	2356	2	229	5	5 100.00%
Total	16473	16	3112	40	40 100.00%

Statement of Votes Cast

Date:08/16/16

Jackson County, MI

Time:10:12:54

2016 General Primary

Page:210 of 230

SOVC For Jurisdiction Wide, All Counters, No Precinct Delegates

Official Results

DEM Summit Twp Treasurer					
	Reg. Voters	Vote For	Times Counted	Total Votes	Write-In Votes
Jurisdiction Wide					
Summit Township, Precinct 1	2082	2	243	1	1 100.00%
Summit Township, Precinct 2	2125	2	524	9	9 100.00%
Summit Township, Precinct 3	1987	2	398	5	5 100.00%
Summit Township, Precinct 4	1980	2	507	2	2 100.00%
Summit Township, Precinct 5	1889	2	522	3	3 100.00%
Summit Township, Precinct 6	1332	2	251	2	2 100.00%
Summit Township, Precinct 7	2722	2	438	12	12 100.00%
Summit Township, Precinct 8	2356	2	229	5	5 100.00%
Total	16473	16	3112	39	39 100.00%

Statement of Votes Cast

Date:08/16/16

Jackson County, MI

Time:10:12:54

2016 General Primary

Page:211 of 230

SOVC For Jurisdiction Wide, All Counters, No Precinct Delegates

Official Results

	DEM Summit Twp Trustee				
	Reg. Voters	Vote For	Times Counted	Total Votes	Write-In Votes
Jurisdiction Wide					
Summit Township, Precinct 1	2082	8	243	2	2 100.00%
Summit Township, Precinct 2	2125	8	524	8	8 100.00%
Summit Township, Precinct 3	1987	8	398	17	17 100.00%
Summit Township, Precinct 4	1980	8	507	2	2 100.00%
Summit Township, Precinct 5	1889	8	522	3	3 100.00%
Summit Township, Precinct 6	1332	8	251	1	1 100.00%
Summit Township, Precinct 7	2722	8	438	16	16 100.00%
Summit Township, Precinct 8	2356	8	229	7	7 100.00%
Total	16473	64	3112	56	56 100.00%

Statement of Votes Cast

Date:08/16/16

Jackson County, MI

Time:10:12:54

2016 General Primary

Page:212 of 230

SOVC For Jurisdiction Wide, All Counters, No Precinct Delegates

Official Results

	DEM Tompkins Twp Supervisor				
	Reg. Voters	Vote For	Times Counted	Total Votes	Write-In Votes
Jurisdiction Wide					
Tompkins Township, Precinct 1	2015	2	296	6	6 100.00%
Total	2015	2	296	6	6 100.00%

Statement of Votes Cast

Date:08/16/16

Jackson County, MI

Time:10:12:54

2016 General Primary

Page:213 of 230

SOVC For Jurisdiction Wide, All Counters, No Precinct Delegates

Official Results

	DEM Tompkins Twp Clerk				
	Reg. Voters	Vote For	Times Counted	Total Votes	Write-In Votes
Jurisdiction Wide					
Tompkins Township, Precinct 1	2015	2	296	5	5 100.00%
Total	2015	2	296	5	5 100.00%

Statement of Votes Cast

Date:08/16/16

Jackson County, MI

Time:10:12:54

2016 General Primary

Page:214 of 230

SOVC For Jurisdiction Wide, All Counters, No Precinct Delegates

Official Results

	DEM Tompkins Twp Treasurer				
	Reg. Voters	Vote For	Times Counted	Total Votes	Write-In Votes
Jurisdiction Wide					
Tompkins Township, Precinct 1	2015	2	296	5	5 100.00%
Total	2015	2	296	5	5 100.00%

Statement of Votes Cast

Date:08/16/16

Jackson County, MI

Time:10:12:54

2016 General Primary

Page:215 of 230

SOVC For Jurisdiction Wide, All Counters, No Precinct Delegates

Official Results

DEM Tompkins Twp Trustee

	Reg. Voters	Vote For	Times Counted	Total Votes	Michael Haydo (DEM)	Write-In Votes
Jurisdiction Wide						
Tompkins Township, Precinct 1	2015	4	296	42	41 97.62%	1 2.38%
Total	2015	4	296	42	41 97.62%	1 2.38%

Statement of Votes Cast

Date:08/16/16

Jackson County, MI

Time:10:12:54

2016 General Primary

Page:216 of 230

SOVC For Jurisdiction Wide, All Counters, No Precinct Delegates

Official Results

	DEM Waterloo Twp Supervisor				
	Reg. Voters	Vote For	Times Counted	Total Votes	Write-In Votes
Jurisdiction Wide					
Waterloo Township, Precinct 1	2173	2	264	6	6 100.00%
Total	2173	2	264	6	6 100.00%

Statement of Votes Cast

Date:08/16/16

Jackson County, MI

Time:10:12:54

2016 General Primary

Page:217 of 230

SOVC For Jurisdiction Wide, All Counters, No Precinct Delegates

Official Results

	DEM Waterloo Twp Clerk				
	Reg. Voters	Vote For	Times Counted	Total Votes	Write-In Votes
Jurisdiction Wide					
Waterloo Township, Precinct 1	2173	2	264	5	5 100.00%
Total	2173	2	264	5	5 100.00%

Statement of Votes Cast

Date:08/16/16

Jackson County, MI

Time:10:12:54

2016 General Primary

Page:218 of 230

SOVC For Jurisdiction Wide, All Counters, No Precinct Delegates

Official Results

	DEM Waterloo Twp Treasurer				
	Reg. Voters	Vote For	Times Counted	Total Votes	Write-In Votes
Jurisdiction Wide					
Waterloo Township, Precinct 1	2173	2	264	5	5 100.00%
Total	2173	2	264	5	5 100.00%

Statement of Votes Cast

Date:08/16/16

Jackson County, MI

Time:10:12:54

2016 General Primary

Page:219 of 230

SOVC For Jurisdiction Wide, All Counters, No Precinct Delegates

Official Results

	DEM Waterloo Twp Trustee				
	Reg. Voters	Vote For	Times Counted	Total Votes	Write-In Votes
Jurisdiction Wide					
Waterloo Township, Precinct 1	2173	4	264	6	6 100.00%
Total	2173	4	264	6	6 100.00%

Statement of Votes Cast
Jackson County, MI
2016 General Primary

Date:08/16/16
Time:10:12:54
Page:220 of 230

SOVC For Jurisdiction Wide, All Counters, No Precinct Delegates
Official Results

	County Med Facility						
	Reg. Voters	Vote For	Times Counted	Total Votes	YES	NO	
Jurisdiction Wide							
City of Jackson, Ward 1, Precinct 1	1632	2	101	90	57 63.33%	33 36.67%	
City of Jackson, Ward 1, Precinct 2	1887	2	135	120	80 66.67%	40 33.33%	
City of Jackson, Ward 2, Precinct 1	1712	2	182	172	104 60.47%	68 39.53%	
City of Jackson, Ward 2, Precinct 2	1387	2	86	75	42 56.00%	33 44.00%	
City of Jackson, Ward 3, Precinct 1	728	2	60	59	44 74.58%	15 25.42%	
City of Jackson, Ward 3, Precinct 2	1578	2	202	188	118 62.77%	70 37.23%	
City of Jackson, Ward 3, Precinct 3	1197	2	152	147	79 53.74%	68 46.26%	
City of Jackson, Ward 4, Precinct 1	1397	2	141	129	81 62.79%	48 37.21%	
City of Jackson, Ward 4, Precinct 2	1274	2	140	128	70 54.69%	58 45.31%	
City of Jackson, Ward 4, Precinct 3	1242	2	274	236	139 58.90%	97 41.10%	
City of Jackson, Ward 5, Precinct 1	747	2	29	28	21 75.00%	7 25.00%	
City of Jackson, Ward 5, Precinct 2	932	2	76	71	53 74.65%	18 25.35%	
City of Jackson, Ward 5, Precinct 3	1241	2	78	71	41 57.75%	30 42.25%	
City of Jackson, Ward 6, Precinct 1	1220	2	358	316	203 64.24%	113 35.76%	
City of Jackson, Ward 6, Precinct 2	1365	2	202	187	125 66.84%	62 33.16%	
City of Jackson, Ward 6, Precinct 3	1412	2	328	300	172 57.33%	128 42.67%	
Blackman Charter Township, Precinct 1	2510	2	236	177	103 58.19%	74 41.81%	
Blackman Charter Township, Precinct 2	2978	2	467	348	200 57.47%	148 42.53%	
Blackman Charter Township, Precinct 3	2906	2	516	363	237 65.29%	126 34.71%	
Blackman Charter Township, Precinct 4	2884	2	260	185	133 71.89%	52 28.11%	
Blackman Charter Township, Precinct 5	2337	2	174	148	88 59.46%	60 40.54%	
Columbia Township, Precinct 1	1972	2	370	329	126 38.30%	203 61.70%	
Columbia Township, Precinct 2	1594	2	384	319	136 42.63%	183 57.37%	
Columbia Township, Precinct 3	2419	2	553	483	201 41.61%	282 58.39%	
Concord Township, Precinct 1	1984	2	499	305	136 44.59%	169 55.41%	
Grass Lake Charter Township, Precinct 1	2060	2	466	354	167 47.18%	187 52.82%	
Grass Lake Charter Township, Precinct 2	1447	2	335	252	129 51.19%	123 48.81%	
Grass Lake Charter Township, Precinct 3	844	2	205	112	75 66.96%	37 33.04%	
Hanover Township, Precinct 1	1271	2	350	297	146 49.16%	151 50.84%	
Hanover Township, Precinct 2	1557	2	360	298	134 44.97%	164 55.03%	
Henrietta Township, Precinct 1	1619	2	236	195	100 51.28%	95 48.72%	
Henrietta Township, Precinct 2	1894	2	185	153	40 26.14%	113 73.86%	
Leoni Township, Precinct 1	2934	2	602	416	160 38.46%	256 61.54%	
Leoni Township, Precinct 2	2770	2	467	333	152 45.65%	181 54.35%	
Leoni Township, Precinct 3	2383	2	330	224	103 45.98%	121 54.02%	
Leoni Township, Precinct 4	2100	2	370	247	100 40.49%	147 59.51%	
Liberty Township, Precinct 1	1453	2	336	226	82 36.28%	144 63.72%	
Liberty Township, Precinct 2	1000	2	162	107	44 41.12%	63 58.88%	
Napoleon Township, Precinct 1	1725	2	288	183	84 45.90%	99 54.10%	
Napoleon Township, Precinct 2	1642	2	306	200	94 47.00%	106 53.00%	
Napoleon Township, Precinct 3	1825	2	374	254	114 44.88%	140 55.12%	
Norvell Township, Precinct 1	977	2	152	127	35 27.56%	92 72.44%	
Norvell Township, Precinct 2	1229	2	180	138	39 28.26%	99 71.74%	
Parma Township, Precinct 1	2027	2	296	234	125 53.42%	109 46.58%	
Pulaski Township, Precinct 1	1404	2	351	303	115 37.95%	188 62.05%	
Rives Township, Precinct 1	2087	2	417	291	125 42.96%	166 57.04%	
Rives Township, Precinct 2	1456	2	424	260	126 48.46%	134 51.54%	
Sandstone Township, Precinct 1	1229	2	297	221	99 44.80%	122 55.20%	
Sandstone Township, Precinct 2	856	2	237	193	72 37.31%	121 62.69%	
Sandstone Township, Precinct 3	789	2	163	149	80 53.69%	69 46.31%	
Spring Arbor Township, Precinct 1	2785	2	731	572	286 50.00%	286 50.00%	
Spring Arbor Township, Precinct 2	2463	2	502	404	210 51.98%	194 48.02%	
Springport Township, Precinct 1	1492	2	186	137	76 55.47%	61 44.53%	
Summit Township, Precinct 1	2082	2	243	175	126 72.00%	49 28.00%	
Summit Township, Precinct 2	2125	2	524	406	252 62.07%	154 37.93%	
Summit Township, Precinct 3	1987	2	398	319	205 64.26%	114 35.74%	
Summit Township, Precinct 4	1980	2	507	282	166 58.87%	116 41.13%	
Summit Township, Precinct 5	1889	2	522	430	257 59.77%	173 40.23%	
Summit Township, Precinct 6	1332	2	251	194	119 61.34%	75 38.66%	

Statement of Votes Cast
Jackson County, MI
2016 General Primary

Date:08/16/16
Time:10:12:54
Page:221 of 230

SOVC For Jurisdiction Wide, All Counters, No Precinct Delegates
Official Results

	County Med Facility							
	Reg. Voters	Vote For	Times Counted	Total Votes	YES		NO	
Summit Township, Precinct 7	2722	2	438	342	231	67.54%	111	32.46%
Summit Township, Precinct 8	2356	2	229	198	124	62.63%	74	37.37%
Tompkins Township, Precinct 1	2015	2	296	226	86	38.05%	140	61.95%
Waterloo Township, Precinct 1	2173	2	264	239	101	42.26%	138	57.74%
Total	110514	126	18983	14665	7568	51.61%	7097	48.39%

Statement of Votes Cast
Jackson County, MI
2016 General Primary

Date:08/16/16
Time:10:12:54
Page:222 of 230

SOVC For Jurisdiction Wide, All Counters, No Precinct Delegates
Official Results

Jackson City Transportation									
	Reg. Voters	Vote For	Times Counted	Total Votes	YES			NO	
Jurisdiction Wide									
City of Jackson, Ward 1, Precinct 1	1632	2	101	92	67	72.83%	25	27.17%	
City of Jackson, Ward 1, Precinct 2	1887	2	135	126	97	76.98%	29	23.02%	
City of Jackson, Ward 2, Precinct 1	1712	2	182	170	131	77.06%	39	22.94%	
City of Jackson, Ward 2, Precinct 2	1387	2	86	77	44	57.14%	33	42.86%	
City of Jackson, Ward 3, Precinct 1	728	2	60	59	47	79.66%	12	20.34%	
City of Jackson, Ward 3, Precinct 2	1578	2	202	189	141	74.60%	48	25.40%	
City of Jackson, Ward 3, Precinct 3	1197	2	152	146	88	60.27%	58	39.73%	
City of Jackson, Ward 4, Precinct 1	1397	2	141	132	90	68.18%	42	31.82%	
City of Jackson, Ward 4, Precinct 2	1274	2	140	132	89	67.42%	43	32.58%	
City of Jackson, Ward 4, Precinct 3	1242	2	274	237	168	70.89%	69	29.11%	
City of Jackson, Ward 5, Precinct 1	747	2	29	28	22	78.57%	6	21.43%	
City of Jackson, Ward 5, Precinct 2	932	2	76	71	60	84.51%	11	15.49%	
City of Jackson, Ward 5, Precinct 3	1241	2	78	74	55	74.32%	19	25.68%	
City of Jackson, Ward 6, Precinct 1	1220	2	358	321	229	71.34%	92	28.66%	
City of Jackson, Ward 6, Precinct 2	1365	2	202	187	144	77.01%	43	22.99%	
City of Jackson, Ward 6, Precinct 3	1412	2	328	299	212	70.90%	87	29.10%	
Total	20951	32	2544	2340	1684	71.97%	656	28.03%	

Statement of Votes Cast

Jackson County, MI

2016 General Primary

SOVC For Jurisdiction Wide, All Counters, No Precinct Delegates

Official Results

Date:08/16/16

Time:10:12:54

Page:223 of 230

	Columbia Twp Fire								
	Reg. Voters	Vote For	Times Counted	Total Votes	YES		NO		
Jurisdiction Wide									
Columbia Township, Precinct 1	1972	2	370	329	223	67.78%	106	32.22%	
Columbia Township, Precinct 2	1594	2	384	322	221	68.63%	101	31.37%	
Columbia Township, Precinct 3	2419	2	553	491	354	72.10%	137	27.90%	
Total	5985	6	1307	1142	798	69.88%	344	30.12%	

Statement of Votes Cast

Date:08/16/16

Jackson County, MI

Time:10:12:54

2016 General Primary

Page:224 of 230

SOVC For Jurisdiction Wide, All Counters, No Precinct Delegates

Official Results

Columbia Twp Police									
	Reg. Voters	Vote For	Times Counted	Total Votes	YES			NO	
Jurisdiction Wide									
Columbia Township, Precinct 1	1972	2	370	326	206	63.19%		120	36.81%
Columbia Township, Precinct 2	1594	2	384	321	213	66.36%		108	33.64%
Columbia Township, Precinct 3	2419	2	553	491	337	68.64%		154	31.36%
Total	5985	6	1307	1138	756	66.43%		382	33.57%

Statement of Votes Cast

Jackson County, MI

2016 General Primary

SOVC For Jurisdiction Wide, All Counters, No Precinct Delegates

Official Results

Date:08/16/16

Time:10:12:54

Page:225 of 230

	Pulaski Twp Fire								
	Reg. Voters	Vote For	Times Counted	Total Votes	YES		NO		
Jurisdiction Wide									
Pulaski Township, Precinct 1	1404	2	351	309	145	46.93%	164	53.07%	
Total	1404	2	351	309	145	46.93%	164	53.07%	

Statement of Votes Cast

Jackson County, MI

2016 General Primary

SOVC For Jurisdiction Wide, All Counters, No Precinct Delegates

Official Results

Date:08/16/16

Time:10:12:54

Page:226 of 230

	Sandstone Twp Fire								
	Reg. Voters	Vote For	Times Counted	Total Votes	YES			NO	
Jurisdiction Wide									
Sandstone Township, Precinct 1	1229	2	297	227	170	74.89%		57	25.11%
Sandstone Township, Precinct 2	856	2	237	198	135	68.18%		63	31.82%
Sandstone Township, Precinct 3	789	2	163	151	106	70.20%		45	29.80%
Total	2874	6	697	576	411	71.35%		165	28.65%

Statement of Votes Cast

Jackson County, MI

2016 General Primary

SOVC For Jurisdiction Wide, All Counters, No Precinct Delegates

Official Results

Date:08/16/16

Time:10:12:54

Page:227 of 230

	SAESA Proposal							
	Reg. Voters	Vote For	Times Counted	Total Votes	YES		NO	
Jurisdiction Wide								
Waterloo Township, Precinct 1	2173	2	264	239	124	51.88%	115	48.12%
Total	2173	2	264	239	124	51.88%	115	48.12%

Statement of Votes Cast

Jackson County, MI

2016 General Primary

SOVC For Jurisdiction Wide, All Counters, No Precinct Delegates

Official Results

Date:08/16/16

Time:10:12:54

Page:228 of 230

Leslie Public Schools

	Reg. Voters	Vote For	Times Counted	Total Votes	YES	NO
Jurisdiction Wide						
Rives Township, Precinct 1	291	2	73	70	40 57.14%	30 42.86%
Rives Township, Precinct 2	111	2	38	31	18 58.06%	13 41.94%
Tompkins Township, Precinct 1	183	2	21	20	9 45.00%	11 55.00%
Total	585	6	132	121	67 55.37%	54 44.63%

Statement of Votes Cast

Jackson County, MI

2016 General Primary

SOVC For Jurisdiction Wide, All Counters, No Precinct Delegates

Official Results

Date:08/16/16

Time:10:12:54

Page:229 of 230

Parma Twp Police (1)

	Reg. Voters	Vote For	Times Counted	Total Votes	YES	NO
Jurisdiction Wide						
Parma Township, Precinct 1	2027	2	296	260	160 61.54%	100 38.46%
Total	2027	2	296	260	160 61.54%	100 38.46%

Statement of Votes Cast

Jackson County, MI

2016 General Primary

SOVC For Jurisdiction Wide, All Counters, No Precinct Delegates

Official Results

Date:08/16/16

Time:10:12:54

Page:230 of 230

Parma Twp Fire (2)

	Reg. Voters	Vote For	Times Counted	Total Votes	YES	NO
Jurisdiction Wide						
Parma Township, Precinct 1	2027	2	296	261	175 67.05%	86 32.95%
Total	2027	2	296	261	175 67.05%	86 32.95%

Jackson County Certificate of Determination
Primary Election August 2, 2016

The Board of County Canvassers of the County of Jackson, State of Michigan,
having ascertained and canvassed the votes in Jackson County at the Primary Election held on
August 2, 2016, hereby determine the following candidates are nominated to partisan offices and
shall appear on the General Election ballot November 8, 2016.

<u>Candidate Name</u>	<u>Office</u>	<u>Party</u>
Julie Alexander	64th District State Representative	REP
Ron Brooks	64th District State Representative	DEM
Jerry Jarzynka	Prosecuting Attorney	REP
William G. Rappleye	Prosecuting Attorney	DEM
Steve Rand	Sheriff	REP
no candidate	Sheriff	DEM
Amanda L. Riska	Clerk/Register of Deeds	REP
no candidate	Clerk/Register of Deeds	DEM
Karen Coffman	Treasurer	REP
Kevin Commet	Treasurer	DEM
Geoffrey W. Snyder	Drain Commissioner	REP
no candidate	Drain Commissioner	DEM
Dean R. Gutekunst	Surveyor	REP
no candidate	Surveyor	DEM
Sarah Lightner	Commissioner, 1st District, Jackson County	REP
no candidate	Commissioner, 1st District, Jackson County	DEM
Rodney V. Walz	Commissioner, 2nd District, Jackson County	REP
no candidate	Commissioner, 2nd District, Jackson County	DEM
Carl Rice, Jr.	Commissioner, 3rd District, Jackson County	REP
Robin Puckett	Commissioner, 3rd District, Jackson County	DEM
Philip S. Duckham	Commissioner, 4th District, Jackson County	REP
no candidate	Commissioner, 4th District, Jackson County	DEM
James Shotwell, Jr.	Commissioner, 5th District, Jackson County	REP
no candidate	Commissioner, 5th District, Jackson County	DEM
Allan Tompkins	Commissioner, 6th District, Jackson County	REP
no candidate	Commissioner, 6th District, Jackson County	DEM
no candidate	Commissioner, 7th District, Jackson County	REP
Daniel J. Mahoney	Commissioner, 7th District, Jackson County	DEM
no candidate	Commissioner, 8th District, Jackson County	REP
John R. Polaczyk	Commissioner, 8th District, Jackson County	DEM
David K. Elwell	Commissioner, 9th District, Jackson County	REP
Daveda A. Quinn	Commissioner, 9th District, Jackson County	DEM

Pete Jancek	Blackman Township Supervisor	REP
no candidate	Blackman Township Supervisor	DEM
Shelly S. Sercombe	Blackman Township Clerk	REP
Effie Williams	Blackman Township Clerk	DEM
no candidate	Blackman Township Treasurer	REP
Philip Preston	Blackman Township Treasurer	DEM
Michael Ambs	Blackman Township Trustee	REP
Scott James Pack	Blackman Township Trustee	REP
Mike Thomas	Blackman Township Trustee	REP
Brandon Williams	Blackman Township Trustee	REP
no candidates	Blackman Township Trustee	DEM
Robert M. Elrod	Columbia Township Supervisor	REP
no candidate	Columbia Township Supervisor	DEM
Barry Marsh	Columbia Township Clerk	REP
no candidate	Columbia Township Clerk	DEM
John C. Calhoun	Columbia Township Treasurer	REP
no candidate	Columbia Township Treasurer	DEM
Brent Beamish	Columbia Township Trustee	REP
Rick DeLand	Columbia Township Trustee	REP
Philip Reynolds	Columbia Township Trustee	REP
Robin Tackett	Columbia Township Trustee	REP
no candidates	Columbia Township Trustee	DEM
Al Cavašin	Concord Township Supervisor	REP
no candidate	Concord Township Supervisor	DEM
Judy Clark	Concord Township Clerk	REP
no candidate	Concord Township Clerk	DEM
Robert Jacokes	Concord Township Treasurer	REP
no candidate	Concord Township Treasurer	DEM
James N. Bush	Concord Township Trustee	REP
David Miller	Concord Township Trustee	REP
Jason Blossom	Concord Township Trustee	DEM
James Stormont	Grass Lake Township Supervisor	REP
no candidate	Grass Lake Township Supervisor	DEM
Catherine Zenz	Grass Lake Township Clerk	REP
no candidate	Grass Lake Township Clerk	DEM
Thomas Loveland	Grass Lake Township Treasurer	REP
no candidate	Grass Lake Township Treasurer	DEM
Scott Bray	Grass Lake Township Trustee	REP
Thomas Brennan	Grass Lake Township Trustee	REP
John M. Lesinski	Grass Lake Township Trustee	REP
William H. Lester	Grass Lake Township Trustee	REP
no candidates	Grass Lake Township Trustee	DEM

John H. Tallis	Hanover Township Supervisor	REP
no candidate	Hanover Township Supervisor	DEM
no candidate	Hanover Township Clerk	REP
Jennifer Crews	Hanover Township Clerk	DEM
Kathleen D. Baumgardner	Hanover Township Treasurer	REP
no candidate	Hanover Township Treasurer	DEM
Marc W. Smith	Hanover Township Trustee	REP
Philip K. Weir	Hanover Township Trustee	REP
no candidates	Hanover Township Trustee	DEM
Andrew R. Grimes	Henrietta Township Supervisor	REP
no candidate	Henrietta Township Supervisor	DEM
Sally J. Keene	Henrietta Township Clerk	REP
no candidate	Henrietta Township Clerk	DEM
no candidate	Henrietta Township Treasurer	REP
Maria L. McDonald	Henrietta Township Treasurer	DEM
Andrew Faist	Henrietta Township Trustee	REP
Stanley D. Kasprzycki	Henrietta Township Trustee	REP
no candidates	Henrietta Township Trustee	DEM
Howard Linnabary	Leoni Township Supervisor	REP
John Spencer	Leoni Township Supervisor	DEM
Paula Shovels	Leoni Township Clerk	REP
Michele Manke	Leoni Township Clerk	DEM
no candidate	Leoni Township Treasurer	REP
Lori Stack	Leoni Township Treasurer	DEM
Kurt M. Cole	Leoni Township Trustee	REP
Jerry Cox	Leoni Township Trustee	REP
Corey Kennedy	Leoni Township Trustee	REP
Michael G. Villarreal	Leoni Township Trustee	REP
Jerry Ambs	Leoni Township Trustee	DEM
Billy Lester	Leoni Township Trustee	DEM
Roy Simpkins	Leoni Township Trustee	DEM
Judy A. Southworth	Leoni Township Trustee	DEM
James W. Spink	Liberty Township Supervisor	REP
no candidate	Liberty Township Supervisor	DEM
Sharon Warblow	Liberty Township Clerk	REP
no candidate	Liberty Township Clerk	DEM
Gloria J. Michaels	Liberty Township Treasurer	REP
no candidate	Liberty Township Treasurer	DEM
Mark D. Hubbard	Liberty Township Trustee	REP
Mark Smith	Liberty Township Trustee	REP
Fred Shepherd, Jr.	Liberty Township Trustee	DEM

Kimberly Gamez	Napoleon Township Supervisor	REP
David Sellers	Napoleon Township Supervisor	DEM
Elizabeth Hampton	Napoleon Township Clerk	REP
no candidate	Napoleon Township Clerk	DEM
Anita K. Graham	Napoleon Township Treasurer	REP
no candidate	Napoleon Township Treasurer	DEM
Julie Wilson	Napoleon Township Trustee	REP
Dan Wymer	Napoleon Township Trustee	REP
no candidates	Napoleon Township Trustee	DEM
no candidate	Norvell Township Supervisor	REP
Eric B. Johnson	Norvell Township Supervisor	DEM
no candidate	Norvell Township Clerk	REP
Andrea Barnett	Norvell Township Clerk	DEM
no candidate	Norvell Township Treasurer	REP
no candidate	Norvell Township Treasurer	DEM
Matt Dame	Norvell Township Trustee	REP
Pamela J. Johnson	Norvell Township Trustee	DEM
Wendy Chamberlain	Parma Township Supervisor	REP
no candidate	Parma Township Supervisor	DEM
Donald E. Spangler	Parma Township Clerk	REP
no candidate	Parma Township Clerk	DEM
Phyllis Lynch	Parma Township Treasurer	REP
no candidate	Parma Township Treasurer	DEM
no candidate	Parma Township Trustee	REP
no candidate	Parma Township Trustee	DEM
no candidate	Pulaski Township Supervisor	REP
Bob Jones	Pulaski Township Supervisor	DEM
Kris Runyon	Pulaski Township Clerk	REP
no candidate	Pulaski Township Clerk	DEM
Theresa A. Riske	Pulaski Township Treasurer	REP
no candidate	Pulaski Township Treasurer	DEM
Craig L. Dawson	Pulaski Township Trustee	REP
Bill Haire	Pulaski Township Trustee	REP
Melissa Stroede	Pulaski Township Trustee	DEM

Jerry Adams	Rives Township Supervisor	REP
no candidate	Rives Township Supervisor	DEM
Judith A. McCord	Rives Township Clerk	REP
no candidate	Rives Township Clerk	DEM
Janina Westers Teske	Rives Township Treasurer	REP
no candidate	Rives Township Treasurer	DEM
Wendy Culver	Rives Township Trustee	REP
Clifford Herl	Rives Township Trustee	REP
no candidates	Rives Township Trustee	DEM
L. Keith Acker	Sandstone Township Supervisor	REP
no candidate	Sandstone Township Supervisor	DEM
Priscilla J. Sterrett	Sandstone Township Clerk	REP
no candidate	Sandstone Township Clerk	DEM
Betty Sue VanWinkle	Sandstone Township Treasurer	REP
no candidate	Sandstone Township Treasurer	DEM
Jeff Hale	Sandstone Township Trustee	REP
Terry Langston	Sandstone Township Trustee	REP
Cheryl Hildebrandt Marks	Sandstone Township Trustee	REP
Dwight VanWinkle	Sandstone Township Trustee	REP
no candidates	Sandstone Township Trustee	DEM
David A. Herlein	Spring Arbor Township Supervisor	REP
no candidate	Spring Arbor Township Supervisor	DEM
Julia Stonestreet	Spring Arbor Township Clerk	REP
no candidate	Spring Arbor Township Clerk	DEM
Colleen Gibbs	Spring Arbor Township Treasurer	REP
no candidate	Spring Arbor Township Treasurer	DEM
James Buck	Spring Arbor Township Trustee	REP
Lauren B. Grinage	Spring Arbor Township Trustee	REP
Troy Ganton	Spring Arbor Township Trustee	REP
Caleb Runyon	Spring Arbor Township Trustee	REP
no candidates	Spring Arbor Township Trustee	DEM
Karl A. Schmidt	Springport Township Supervisor	REP
no candidate	Springport Township Supervisor	DEM
Jaclyn Riehle	Springport Township Clerk	REP
no candidate	Springport Township Clerk	DEM
Rebecca Losey	Springport Township Treasurer	REP
no candidate	Springport Township Treasurer	DEM
Jeffrey W. Mitchell	Springport Township Trustee	REP
Jason Sebastian	Springport Township Trustee	REP
no candidate	Springport Township Trustee	DEM

Jim Dunn	Summit Township Supervisor	REP
no candidate	Summit Township Supervisor	DEM
Meghan K. Dobben	Summit Township Clerk	REP
no candidate	Summit Township Clerk	DEM
Douglas Hoyt	Summit Township Treasurer	REP
no candidate	Summit Township Treasurer	DEM
Robert D. DuBois	Summit Township Trustee	REP
Todd Emmons	Summit Township Trustee	REP
Mike Trudell	Summit Township Trustee	REP
Michael J. Way	Summit Township Trustee	REP
no candidates	Summit Township Trustee	DEM
John A. Tuttle, Sr.	Tompkins Township Supervisor	REP
no candidate	Tompkins Township Supervisor	DEM
Melanie J. Curran	Tompkins Township Clerk	REP
no candidate	Tompkins Township Clerk	DEM
Janine Baldwin	Tompkins Township Treasurer	REP
no candidate	Tompkins Township Treasurer	DEM
Nancy L. Seydell	Tompkins Township Trustee	REP
Michael Haydo	Tompkins Township Trustee	DEM
Doug Lance	Waterloo Township Supervisor	REP
no candidate	Waterloo Township Supervisor	DEM
Janice Kitley	Waterloo Township Clerk	REP
no candidate	Waterloo Township Clerk	DEM
Wendy Walz	Waterloo Township Treasurer	REP
no candidate	Waterloo Township Treasurer	DEM
Joshua McAlister	Waterloo Township Trustee	REP
no candidate	Waterloo Township Trustee	DEM

Certificate of Determination, continued
Primary Election August 2, 2016


The Board of County Canvassers of the County of Jackson, State of Michigan, having ascertained and canvassed the votes in Jackson County at the Primary Election held on August 2, 2016, hereby determine the following propositions as follows.

Columbia Township Proposal 1, Fire Millage Renewal	passed
Columbia Township Proposal 2, Police Millage Renewal	passed
Jackson County Medical Care Facility, Millage Proposal	passed
Jackson Area Transportation Authority, Millage Renewal	passed
Parma Township Proposal 1, Police Millage Renewal	passed
Parma Township Proposal 2, Fire Millage Renewal	passed
Pulaski Township, Fire Millage Increase	failed
Sandstone Township, Fire Millage Renewal	passed

In Witness Whereof, we have hereunto set our hands and
affixed the Seal of the County of Jackson this 09th day of
August in the year two thousand sixteen.



Sandra Marsh, Chair



Avis Campbell, Vice Chair




Lou Adams, Canvasser

ATTEST:



Bob Duke, Canvasser



Amanda L. Riska
Clerk of the Board of Canvassers

Statement of Votes Cast
Jackson County, MI
2016 General Primary

Date:08/16/16
Time:10:12:53
Page:1 of 230

SOVC For Jurisdiction Wide, All Counters, No Precinct Delegates
Official Results

	TURN OUT		
	Reg. Voters	Cards Cast	% Turnout
Jurisdiction Wide			
City of Jackson, Ward 1, Precinct 1	1632	101	6.19%
City of Jackson, Ward 1, Precinct 2	1887	135	7.15%
City of Jackson, Ward 2, Precinct 1	1712	182	10.63%
City of Jackson, Ward 2, Precinct 2	1387	86	6.20%
City of Jackson, Ward 3, Precinct 1	728	60	8.24%
City of Jackson, Ward 3, Precinct 2	1578	202	12.80%
City of Jackson, Ward 3, Precinct 3	1197	152	12.70%
City of Jackson, Ward 4, Precinct 1	1397	141	10.09%
City of Jackson, Ward 4, Precinct 2	1274	140	10.99%
City of Jackson, Ward 4, Precinct 3	1242	274	22.06%
City of Jackson, Ward 5, Precinct 1	747	29	3.88%
City of Jackson, Ward 5, Precinct 2	932	76	8.15%
City of Jackson, Ward 5, Precinct 3	1241	78	6.29%
City of Jackson, Ward 6, Precinct 1	1220	358	29.34%
City of Jackson, Ward 6, Precinct 2	1365	202	14.80%
City of Jackson, Ward 6, Precinct 3	1412	328	23.23%
Blackman Charter Township, Precinct 1	2510	236	9.40%
Blackman Charter Township, Precinct 2	2978	467	15.68%
Blackman Charter Township, Precinct 3	2906	516	17.76%
Blackman Charter Township, Precinct 4	2884	260	9.02%
Blackman Charter Township, Precinct 5	2337	174	7.45%
Columbia Township, Precinct 1	1972	370	18.76%
Columbia Township, Precinct 2	1594	384	24.09%
Columbia Township, Precinct 3	2419	553	22.86%
Concord Township, Precinct 1	1984	499	25.15%
Grass Lake Charter Township, Precinct 1	2060	466	22.62%
Grass Lake Charter Township, Precinct 2	1447	335	23.15%
Grass Lake Charter Township, Precinct 3	844	205	24.29%
Hanover Township, Precinct 1	1271	350	27.54%
Hanover Township, Precinct 2	1557	360	23.12%
Henrietta Township, Precinct 1	1619	236	14.58%
Henrietta Township, Precinct 2	1894	185	9.77%
Leoni Township, Precinct 1	2934	602	20.52%
Leoni Township, Precinct 2	2770	467	16.86%
Leoni Township, Precinct 3	2383	330	13.85%
Leoni Township, Precinct 4	2100	370	17.62%
Liberty Township, Precinct 1	1453	336	23.12%
Liberty Township, Precinct 2	1000	162	16.20%
Napoleon Township, Precinct 1	1725	288	16.70%
Napoleon Township, Precinct 2	1642	306	18.64%
Napoleon Township, Precinct 3	1825	374	20.49%
Norvell Township, Precinct 1	977	152	15.56%
Norvell Township, Precinct 2	1229	180	14.65%
Parma Township, Precinct 1	2027	296	14.60%
Pulaski Township, Precinct 1	1404	351	25.00%
Rives Township, Precinct 1	2087	417	19.98%
Rives Township, Precinct 2	1456	424	29.12%
Sandstone Township, Precinct 1	1229	297	24.17%
Sandstone Township, Precinct 2	856	237	27.69%
Sandstone Township, Precinct 3	789	163	20.66%
Spring Arbor Township, Precinct 1	2785	731	26.25%
Spring Arbor Township, Precinct 2	2463	502	20.38%
Springport Township, Precinct 1	1492	186	12.47%
Summit Township, Precinct 1	2082	243	11.67%
Summit Township, Precinct 2	2125	524	24.66%
Summit Township, Precinct 3	1987	398	20.03%
Summit Township, Precinct 4	1980	507	25.61%
Summit Township, Precinct 5	1889	522	27.63%
Summit Township, Precinct 6	1332	251	18.84%

Statement of Votes Cast

Jackson County, MI

2016 General Primary

SOVC For Jurisdiction Wide, All Counters, No Precinct Delegates

Official Results

Date:08/16/16

Time:10:12:53

Page:2 of 230

	TURN OUT		
	Reg. Voters	Cards Cast	% Turnout
Summit Township, Precinct 7	2722	438	16.09%
Summit Township, Precinct 8	2356	229	9.72%
Tompkins Township, Precinct 1	2015	296	14.69%
Waterloo Township, Precinct 1	2173	264	12.15%
Total	110514	18983	17.18%

Statement of Votes Cast
Jackson County, MI
2016 General Primary

Date:08/16/16
Time:10:12:53
Page:3 of 230

SOVC For Jurisdiction Wide, All Counters, No Precinct Delegates
Official Results

	REP D7 Rep in Congress						
	Reg. Voters	Vote For	Times Counted	Total Votes	Doug North (REP)	Tim Walberg (REP)	Write-In Votes
Jurisdiction Wide							
City of Jackson, Ward 1, Precinct 1	1632	2	101	43	17 39.53%	26 60.47%	0 0.00%
City of Jackson, Ward 1, Precinct 2	1887	2	135	22	7 31.82%	15 68.18%	0 0.00%
City of Jackson, Ward 2, Precinct 1	1712	2	182	120	36 30.00%	83 69.17%	1 0.83%
City of Jackson, Ward 2, Precinct 2	1387	2	86	45	18 40.00%	27 60.00%	0 0.00%
City of Jackson, Ward 3, Precinct 1	728	2	60	18	6 33.33%	12 66.67%	0 0.00%
City of Jackson, Ward 3, Precinct 2	1578	2	202	115	24 20.87%	91 79.13%	0 0.00%
City of Jackson, Ward 3, Precinct 3	1197	2	152	97	27 27.84%	69 71.13%	1 1.03%
City of Jackson, Ward 4, Precinct 1	1397	2	141	97	33 34.02%	64 65.98%	0 0.00%
City of Jackson, Ward 4, Precinct 2	1274	2	140	93	22 23.66%	71 76.34%	0 0.00%
City of Jackson, Ward 4, Precinct 3	1242	2	274	189	63 33.33%	126 66.67%	0 0.00%
City of Jackson, Ward 5, Precinct 1	747	2	29	7	2 28.57%	5 71.43%	0 0.00%
City of Jackson, Ward 5, Precinct 2	932	2	76	41	12 29.27%	28 68.29%	1 2.44%
City of Jackson, Ward 5, Precinct 3	1241	2	78	43	16 37.21%	27 62.79%	0 0.00%
City of Jackson, Ward 6, Precinct 1	1220	2	358	245	61 24.90%	184 75.10%	0 0.00%
City of Jackson, Ward 6, Precinct 2	1365	2	202	129	41 31.78%	87 67.44%	1 0.78%
City of Jackson, Ward 6, Precinct 3	1412	2	328	224	49 21.88%	174 77.68%	1 0.45%
Blackman Charter Township, Precinct 1	2510	2	236	129	45 34.88%	84 65.12%	0 0.00%
Blackman Charter Township, Precinct 2	2978	2	467	332	85 25.60%	246 74.10%	1 0.30%
Blackman Charter Township, Precinct 3	2906	2	516	360	118 32.78%	242 67.22%	0 0.00%
Blackman Charter Township, Precinct 4	2884	2	260	155	36 23.23%	119 76.77%	0 0.00%
Blackman Charter Township, Precinct 5	2337	2	174	107	29 27.10%	78 72.90%	0 0.00%
Columbia Township, Precinct 1	1972	2	370	281	82 29.18%	198 70.46%	1 0.36%
Columbia Township, Precinct 2	1594	2	384	295	89 30.17%	206 69.83%	0 0.00%
Columbia Township, Precinct 3	2419	2	553	412	127 30.83%	284 68.93%	1 0.24%
Concord Township, Precinct 1	1984	2	499	421	98 23.28%	321 76.25%	2 0.48%
Grass Lake Charter Township, Precinct 1	2060	2	466	379	113 29.82%	266 70.18%	0 0.00%
Grass Lake Charter Township, Precinct 2	1447	2	335	262	63 24.05%	199 75.95%	0 0.00%
Grass Lake Charter Township, Precinct 3	844	2	205	162	55 33.95%	107 66.05%	0 0.00%
Hanover Township, Precinct 1	1271	2	350	295	73 24.75%	221 74.92%	1 0.34%
Hanover Township, Precinct 2	1557	2	360	307	56 18.24%	251 81.76%	0 0.00%
Henrietta Township, Precinct 1	1619	2	236	150	46 30.67%	104 69.33%	0 0.00%
Henrietta Township, Precinct 2	1894	2	185	130	33 25.38%	97 74.62%	0 0.00%
Leoni Township, Precinct 1	2934	2	602	351	108 30.77%	243 69.23%	0 0.00%
Leoni Township, Precinct 2	2770	2	467	267	84 31.46%	183 68.54%	0 0.00%
Leoni Township, Precinct 3	2383	2	330	200	53 26.50%	147 73.50%	0 0.00%
Leoni Township, Precinct 4	2100	2	370	225	47 20.89%	178 79.11%	0 0.00%
Liberty Township, Precinct 1	1453	2	336	267	65 24.34%	202 75.66%	0 0.00%
Liberty Township, Precinct 2	1000	2	162	120	27 22.50%	93 77.50%	0 0.00%
Napoleon Township, Precinct 1	1725	2	288	206	53 25.73%	153 74.27%	0 0.00%
Napoleon Township, Precinct 2	1642	2	306	218	57 26.15%	160 73.39%	1 0.46%
Napoleon Township, Precinct 3	1825	2	374	294	75 25.51%	217 73.81%	2 0.68%
Norvell Township, Precinct 1	977	2	152	104	25 24.04%	78 75.00%	1 0.96%
Norvell Township, Precinct 2	1229	2	180	112	25 22.32%	87 77.68%	0 0.00%
Parma Township, Precinct 1	2027	2	296	230	56 24.35%	173 75.22%	1 0.43%
Pulaski Township, Precinct 1	1404	2	351	259	62 23.94%	196 75.68%	1 0.39%
Rives Township, Precinct 1	2087	2	417	330	81 24.55%	248 75.15%	1 0.30%
Rives Township, Precinct 2	1456	2	424	331	81 24.47%	249 75.23%	1 0.30%
Sandstone Township, Precinct 1	1229	2	297	239	60 25.10%	179 74.90%	0 0.00%
Sandstone Township, Precinct 2	856	2	237	192	51 26.56%	141 73.44%	0 0.00%
Sandstone Township, Precinct 3	789	2	163	132	39 29.55%	93 70.45%	0 0.00%
Spring Arbor Township, Precinct 1	2785	2	731	660	134 20.30%	521 78.94%	5 0.76%
Spring Arbor Township, Precinct 2	2463	2	502	425	91 21.41%	334 78.59%	0 0.00%
Springport Township, Precinct 1	1492	2	186	143	34 23.78%	109 76.22%	0 0.00%
Summit Township, Precinct 1	2082	2	243	169	51 30.18%	117 69.23%	1 0.59%
Summit Township, Precinct 2	2125	2	524	421	117 27.79%	303 71.97%	1 0.24%
Summit Township, Precinct 3	1987	2	398	308	77 25.00%	230 74.68%	1 0.32%
Summit Township, Precinct 4	1980	2	507	427	112 26.23%	311 72.83%	4 0.94%
Summit Township, Precinct 5	1889	2	522	433	99 22.86%	333 76.91%	1 0.23%
Summit Township, Precinct 6	1332	2	251	206	35 16.99%	171 83.01%	0 0.00%

Statement of Votes Cast
Jackson County, MI
2016 General Primary

Date:08/16/16
Time:10:12:53
Page:4 of 230

SOVC For Jurisdiction Wide, All Counters, No Precinct Delegates
Official Results

REP D7 Rep in Congress										
	Reg. Voters	Vote For	Times Counted	Total Votes	Doug North (REP)		Tim Walberg (REP)		Write-In Votes	
Summit Township, Precinct 7	2722	2	438	334	90	26.95%	244	73.05%	0	0.00%
Summit Township, Precinct 8	2356	2	229	177	55	31.07%	120	67.80%	2	1.13%
Tompkins Township, Precinct 1	2015	2	296	218	55	25.23%	163	74.77%	0	0.00%
Waterloo Township, Precinct 1	2173	2	264	157	59	37.58%	98	62.42%	0	0.00%
Total	110514	126	18983	13860	3640	26.26%	10186	73.49%	34	0.25%

Statement of Votes Cast
Jackson County, MI
2016 General Primary

Date: 08/16/16
Time: 10:12:53
Page: 118 of 230

SOVC For Jurisdiction Wide, All Counters, No Precinct Delegates
Official Results

DEM D7 Rep in Congress						
	Reg. Voters	Vote For	Times Counted	Total Votes	Gretchen D. Driskell (DEM)	Write-In Votes
Jurisdiction Wide						
City of Jackson, Ward 1, Precinct 1	1632	2	101	51	51 100.00%	0 0.00%
City of Jackson, Ward 1, Precinct 2	1887	2	135	103	102 99.03%	1 0.97%
City of Jackson, Ward 2, Precinct 1	1712	2	182	55	54 98.18%	1 1.82%
City of Jackson, Ward 2, Precinct 2	1387	2	86	37	37 100.00%	0 0.00%
City of Jackson, Ward 3, Precinct 1	728	2	60	36	35 97.22%	1 2.78%
City of Jackson, Ward 3, Precinct 2	1578	2	202	65	65 100.00%	0 0.00%
City of Jackson, Ward 3, Precinct 3	1197	2	152	40	39 97.50%	1 2.50%
City of Jackson, Ward 4, Precinct 1	1397	2	141	38	38 100.00%	0 0.00%
City of Jackson, Ward 4, Precinct 2	1274	2	140	35	35 100.00%	0 0.00%
City of Jackson, Ward 4, Precinct 3	1242	2	274	60	60 100.00%	0 0.00%
City of Jackson, Ward 5, Precinct 1	747	2	29	21	20 95.24%	1 4.76%
City of Jackson, Ward 5, Precinct 2	932	2	76	25	25 100.00%	0 0.00%
City of Jackson, Ward 5, Precinct 3	1241	2	78	27	27 100.00%	0 0.00%
City of Jackson, Ward 6, Precinct 1	1220	2	358	84	84 100.00%	0 0.00%
City of Jackson, Ward 6, Precinct 2	1365	2	202	62	62 100.00%	0 0.00%
City of Jackson, Ward 6, Precinct 3	1412	2	328	76	76 100.00%	0 0.00%
Blackman Charter Township, Precinct 1	2510	2	236	78	77 98.72%	1 1.28%
Blackman Charter Township, Precinct 2	2978	2	467	88	86 97.73%	2 2.27%
Blackman Charter Township, Precinct 3	2906	2	516	99	99 100.00%	0 0.00%
Blackman Charter Township, Precinct 4	2884	2	260	88	88 100.00%	0 0.00%
Blackman Charter Township, Precinct 5	2337	2	174	48	48 100.00%	0 0.00%
Columbia Township, Precinct 1	1972	2	370	56	56 100.00%	0 0.00%
Columbia Township, Precinct 2	1594	2	384	50	50 100.00%	0 0.00%
Columbia Township, Precinct 3	2419	2	553	78	77 98.72%	1 1.28%
Concord Township, Precinct 1	1984	2	499	35	35 100.00%	0 0.00%
Grass Lake Charter Township, Precinct 1	2060	2	466	45	45 100.00%	0 0.00%
Grass Lake Charter Township, Precinct 2	1447	2	335	43	43 100.00%	0 0.00%
Grass Lake Charter Township, Precinct 3	844	2	205	23	23 100.00%	0 0.00%
Hanover Township, Precinct 1	1271	2	350	33	33 100.00%	0 0.00%
Hanover Township, Precinct 2	1557	2	360	28	28 100.00%	0 0.00%
Henrietta Township, Precinct 1	1619	2	236	66	65 98.48%	1 1.52%
Henrietta Township, Precinct 2	1894	2	185	40	40 100.00%	0 0.00%
Leoni Township, Precinct 1	2934	2	602	133	133 100.00%	0 0.00%
Leoni Township, Precinct 2	2770	2	467	120	119 99.17%	1 0.83%
Leoni Township, Precinct 3	2383	2	330	89	87 97.75%	2 2.25%
Leoni Township, Precinct 4	2100	2	370	102	101 99.02%	1 0.98%
Liberty Township, Precinct 1	1453	2	336	38	38 100.00%	0 0.00%
Liberty Township, Precinct 2	1000	2	162	31	31 100.00%	0 0.00%
Napoleon Township, Precinct 1	1725	2	288	52	52 100.00%	0 0.00%
Napoleon Township, Precinct 2	1642	2	306	46	46 100.00%	0 0.00%
Napoleon Township, Precinct 3	1825	2	374	48	47 97.92%	1 2.08%
Norvell Township, Precinct 1	977	2	152	31	31 100.00%	0 0.00%
Norvell Township, Precinct 2	1229	2	180	44	44 100.00%	0 0.00%
Parma Township, Precinct 1	2027	2	296	41	41 100.00%	0 0.00%
Pulaski Township, Precinct 1	1404	2	351	45	44 97.78%	1 2.22%
Rives Township, Precinct 1	2087	2	417	48	48 100.00%	0 0.00%
Rives Township, Precinct 2	1456	2	424	40	40 100.00%	0 0.00%
Sandstone Township, Precinct 1	1229	2	297	28	27 96.43%	1 3.57%
Sandstone Township, Precinct 2	856	2	237	16	16 100.00%	0 0.00%
Sandstone Township, Precinct 3	789	2	163	24	24 100.00%	0 0.00%
Spring Arbor Township, Precinct 1	2785	2	731	35	33 94.29%	2 5.71%
Spring Arbor Township, Precinct 2	2463	2	502	46	46 100.00%	0 0.00%
Springport Township, Precinct 1	1492	2	186	27	27 100.00%	0 0.00%
Summit Township, Precinct 1	2082	2	243	50	50 100.00%	0 0.00%
Summit Township, Precinct 2	2125	2	524	65	65 100.00%	0 0.00%
Summit Township, Precinct 3	1987	2	398	58	58 100.00%	0 0.00%
Summit Township, Precinct 4	1980	2	507	47	47 100.00%	0 0.00%
Summit Township, Precinct 5	1889	2	522	43	43 100.00%	0 0.00%
Summit Township, Precinct 6	1332	2	251	30	30 100.00%	0 0.00%

Statement of Votes Cast

Jackson County, MI

2016 General Primary

SOVC For Jurisdiction Wide, All Counters, No Precinct Delegates

Official Results

Date:08/16/16

Time:10:12:53

Page:119 of 230

DEM D7 Rep in Congress

	Reg. Voters	Vote For	Times Counted	Total Votes	Gretchen D. Driskell (DEM)	Write-In Votes
Summit Township, Precinct 7	2722	2	438	81	81 100.00%	0 0.00%
Summit Township, Precinct 8	2356	2	229	37	37 100.00%	0 0.00%
Tompkins Township, Precinct 1	2015	2	296	52	52 100.00%	0 0.00%
Waterloo Township, Precinct 1	2173	2	264	67	67 100.00%	0 0.00%
Total	110514	126	18983	3327	3308 99.43%	19 0.57%

Statement of Votes Cast
Jackson County, MI
2016 General Primary

Date:08/16/16
Time:10:12:53
Page:5 of 230

SOVC For Jurisdiction Wide, All Counters, No Precinct Delegates
Official Results

	REP D64 Representative								
	Reg. Voters	Vote For	Times Counted	Total Votes	Julie Alexander (REP)	John M. Griffin (REP)	Phil Tripp (REP)		
Jurisdiction Wide									
City of Jackson, Ward 1, Precinct 1	1632	2	101	45	17 37.78%	13 28.89%	14 31.11%		
City of Jackson, Ward 1, Precinct 2	1887	2	135	22	7 31.82%	2 9.09%	13 59.09%		
City of Jackson, Ward 2, Precinct 1	1712	2	182	121	29 23.97%	42 34.71%	49 40.50%		
City of Jackson, Ward 2, Precinct 2	1387	2	86	45	14 31.11%	10 22.22%	21 46.67%		
City of Jackson, Ward 3, Precinct 1	728	2	60	18	7 38.89%	5 27.78%	6 33.33%		
City of Jackson, Ward 3, Precinct 2	1578	2	202	125	33 26.40%	46 36.80%	46 36.80%		
City of Jackson, Ward 3, Precinct 3	1197	2	152	100	33 33.00%	38 38.00%	29 29.00%		
City of Jackson, Ward 4, Precinct 1	1397	2	141	100	30 30.00%	32 32.00%	38 38.00%		
City of Jackson, Ward 4, Precinct 2	1274	2	140	98	37 37.76%	28 28.57%	33 33.67%		
City of Jackson, Ward 4, Precinct 3	1242	2	274	196	57 29.08%	77 39.29%	62 31.63%		
City of Jackson, Ward 5, Precinct 1	747	2	29	7	2 28.57%	2 28.57%	3 42.86%		
City of Jackson, Ward 5, Precinct 2	932	2	76	45	15 33.33%	23 51.11%	7 15.56%		
City of Jackson, Ward 5, Precinct 3	1241	2	78	46	13 28.26%	11 23.91%	22 47.83%		
City of Jackson, Ward 6, Precinct 1	1220	2	358	259	86 33.20%	99 38.22%	74 28.57%		
City of Jackson, Ward 6, Precinct 2	1365	2	202	135	47 34.81%	34 25.19%	54 40.00%		
City of Jackson, Ward 6, Precinct 3	1412	2	328	241	79 32.78%	89 36.93%	73 30.29%		
Concord Township, Precinct 1	1984	2	499	431	255 59.16%	68 15.78%	107 24.83%		
Hanover Township, Precinct 1	1271	2	350	312	196 62.82%	52 16.67%	64 20.51%		
Hanover Township, Precinct 2	1557	2	360	321	237 73.83%	23 7.17%	61 19.00%		
Napoleon Township, Precinct 1	1725	2	288	217	96 44.24%	42 19.35%	79 36.41%		
Napoleon Township, Precinct 2	1642	2	306	239	126 52.72%	32 13.39%	80 33.47%		
Napoleon Township, Precinct 3	1825	2	374	298	119 39.93%	77 25.84%	102 34.23%		
Parma Township, Precinct 1	2027	2	296	235	103 43.83%	48 20.43%	84 35.74%		
Pulaski Township, Precinct 1	1404	2	351	278	184 66.19%	21 7.55%	73 26.26%		
Sandstone Township, Precinct 1	1229	2	297	252	97 38.49%	73 28.97%	82 32.54%		
Sandstone Township, Precinct 2	856	2	237	208	99 47.60%	38 18.27%	71 34.13%		
Sandstone Township, Precinct 3	789	2	163	135	64 47.41%	29 21.48%	42 31.11%		
Spring Arbor Township, Precinct 1	2785	2	731	671	359 53.50%	104 15.50%	207 30.85%		
Spring Arbor Township, Precinct 2	2463	2	502	436	195 44.72%	119 27.29%	121 27.75%		
Summit Township, Precinct 1	2082	2	243	182	45 24.73%	77 42.31%	59 32.42%		
Summit Township, Precinct 2	2125	2	524	443	144 32.51%	176 39.73%	123 27.77%		
Summit Township, Precinct 3	1987	2	398	328	94 28.66%	157 47.87%	77 23.48%		
Summit Township, Precinct 4	1980	2	507	445	160 35.96%	168 37.75%	116 26.07%		
Summit Township, Precinct 5	1889	2	522	465	142 30.54%	196 42.15%	127 27.31%		
Summit Township, Precinct 6	1332	2	251	212	83 39.15%	75 35.38%	54 25.47%		
Summit Township, Precinct 7	2722	2	438	338	112 33.14%	81 23.96%	145 42.90%		
Summit Township, Precinct 8	2356	2	229	186	63 33.87%	49 26.34%	73 39.25%		
Total	58981	74	10410	8235	3479 42.25%	2256 27.40%	2491 30.25%		

Statement of Votes Cast

Jackson County, MI

2016 General Primary

SOVC For Jurisdiction Wide, All Counters, No Precinct Delegates

Official Results

Date:08/16/16

Time:10:12:53

Page:6 of 230

	REP D64 Representative	
	Write-In Votes	
Jurisdiction Wide		
City of Jackson, Ward 1, Precinct 1	1	2.22%
City of Jackson, Ward 1, Precinct 2	0	0.00%
City of Jackson, Ward 2, Precinct 1	1	0.83%
City of Jackson, Ward 2, Precinct 2	0	0.00%
City of Jackson, Ward 3, Precinct 1	0	0.00%
City of Jackson, Ward 3, Precinct 2	0	0.00%
City of Jackson, Ward 3, Precinct 3	0	0.00%
City of Jackson, Ward 4, Precinct 1	0	0.00%
City of Jackson, Ward 4, Precinct 2	0	0.00%
City of Jackson, Ward 4, Precinct 3	0	0.00%
City of Jackson, Ward 5, Precinct 1	0	0.00%
City of Jackson, Ward 5, Precinct 2	0	0.00%
City of Jackson, Ward 5, Precinct 3	0	0.00%
City of Jackson, Ward 6, Precinct 1	0	0.00%
City of Jackson, Ward 6, Precinct 2	0	0.00%
City of Jackson, Ward 6, Precinct 3	0	0.00%
Concord Township, Precinct 1	1	0.23%
Hanover Township, Precinct 1	0	0.00%
Hanover Township, Precinct 2	0	0.00%
Napoleon Township, Precinct 1	0	0.00%
Napoleon Township, Precinct 2	1	0.42%
Napoleon Township, Precinct 3	0	0.00%
Parma Township, Precinct 1	0	0.00%
Pulaski Township, Precinct 1	0	0.00%
Sandstone Township, Precinct 1	0	0.00%
Sandstone Township, Precinct 2	0	0.00%
Sandstone Township, Precinct 3	0	0.00%
Spring Arbor Township, Precinct 1	1	0.15%
Spring Arbor Township, Precinct 2	1	0.23%
Summit Township, Precinct 1	1	0.55%
Summit Township, Precinct 2	0	0.00%
Summit Township, Precinct 3	0	0.00%
Summit Township, Precinct 4	1	0.22%
Summit Township, Precinct 5	0	0.00%
Summit Township, Precinct 6	0	0.00%
Summit Township, Precinct 7	0	0.00%
Summit Township, Precinct 8	1	0.54%
Total	9	0.11%

Statement of Votes Cast
Jackson County, MI
2016 General Primary

Date:08/16/16
Time:10:12:53
Page:120 of 230

SOVC For Jurisdiction Wide, All Counters, No Precinct Delegates
Official Results

	DEM D64 Representative									
	Reg. Voters	Vote For	Times Counted	Total Votes	Peter C. Bormuth (DEM)		Ron Brooks (DEM)		Write-In Votes	
Jurisdiction Wide										
City of Jackson, Ward 1, Precinct 1	1632	2	101	49	11	22.45%	38	77.55%	0	0.00%
City of Jackson, Ward 1, Precinct 2	1887	2	135	100	15	15.00%	84	84.00%	1	1.00%
City of Jackson, Ward 2, Precinct 1	1712	2	182	54	18	33.33%	35	64.81%	1	1.85%
City of Jackson, Ward 2, Precinct 2	1387	2	86	34	8	23.53%	26	76.47%	0	0.00%
City of Jackson, Ward 3, Precinct 1	728	2	60	37	12	32.43%	23	62.16%	2	5.41%
City of Jackson, Ward 3, Precinct 2	1578	2	202	63	18	28.57%	45	71.43%	0	0.00%
City of Jackson, Ward 3, Precinct 3	1197	2	152	37	10	27.03%	26	70.27%	1	2.70%
City of Jackson, Ward 4, Precinct 1	1397	2	141	35	9	25.71%	26	74.29%	0	0.00%
City of Jackson, Ward 4, Precinct 2	1274	2	140	36	8	22.22%	28	77.78%	0	0.00%
City of Jackson, Ward 4, Precinct 3	1242	2	274	57	12	21.05%	45	78.95%	0	0.00%
City of Jackson, Ward 5, Precinct 1	747	2	29	21	11	52.38%	10	47.62%	0	0.00%
City of Jackson, Ward 5, Precinct 2	932	2	76	28	9	32.14%	19	67.86%	0	0.00%
City of Jackson, Ward 5, Precinct 3	1241	2	78	23	5	21.74%	18	78.26%	0	0.00%
City of Jackson, Ward 6, Precinct 1	1220	2	358	86	16	18.60%	70	81.40%	0	0.00%
City of Jackson, Ward 6, Precinct 2	1365	2	202	63	14	22.22%	49	77.78%	0	0.00%
City of Jackson, Ward 6, Precinct 3	1412	2	328	75	19	25.33%	56	74.67%	0	0.00%
Concord Township, Precinct 1	1984	2	499	35	7	20.00%	27	77.14%	1	2.86%
Hanover Township, Precinct 1	1271	2	350	34	9	26.47%	25	73.53%	0	0.00%
Hanover Township, Precinct 2	1557	2	360	27	7	25.93%	20	74.07%	0	0.00%
Napoleon Township, Precinct 1	1725	2	288	52	19	36.54%	33	63.46%	0	0.00%
Napoleon Township, Precinct 2	1642	2	306	46	15	32.61%	31	67.39%	0	0.00%
Napoleon Township, Precinct 3	1825	2	374	46	15	32.61%	30	65.22%	1	2.17%
Parma Township, Precinct 1	2027	2	296	41	9	21.95%	32	78.05%	0	0.00%
Pulaski Township, Precinct 1	1404	2	351	46	6	13.04%	39	84.78%	1	2.17%
Sandstone Township, Precinct 1	1229	2	297	28	3	10.71%	24	85.71%	1	3.57%
Sandstone Township, Precinct 2	856	2	237	16	0	0.00%	16	100.00%	0	0.00%
Sandstone Township, Precinct 3	789	2	163	22	4	18.18%	18	81.82%	0	0.00%
Spring Arbor Township, Precinct 1	2785	2	731	33	11	33.33%	22	66.67%	0	0.00%
Spring Arbor Township, Precinct 2	2463	2	502	47	9	19.15%	38	80.85%	0	0.00%
Summit Township, Precinct 1	2082	2	243	44	12	27.27%	32	72.73%	0	0.00%
Summit Township, Precinct 2	2125	2	524	66	27	40.91%	39	59.09%	0	0.00%
Summit Township, Precinct 3	1987	2	398	58	14	24.14%	44	75.86%	0	0.00%
Summit Township, Precinct 4	1980	2	507	44	10	22.73%	34	77.27%	0	0.00%
Summit Township, Precinct 5	1889	2	522	40	10	25.00%	30	75.00%	0	0.00%
Summit Township, Precinct 6	1332	2	251	30	9	30.00%	21	70.00%	0	0.00%
Summit Township, Precinct 7	2722	2	438	80	18	22.50%	62	77.50%	0	0.00%
Summit Township, Precinct 8	2356	2	229	35	10	28.57%	25	71.43%	0	0.00%
Total	58981	74	10410	1668	419	25.12%	1240	74.34%	9	0.54%

Statement of Votes Cast
Jackson County, MI
2016 General Primary

Date:08/16/16
Time:10:12:53
Page:7 of 230

SOVC For Jurisdiction Wide, All Counters, No Precinct Delegates
Official Results

	REP D65 Representative									
	Reg. Voters	Vote For	Times Counted	Total Votes	Robert Paul Commet (REP)		Brett Roberts (REP)		Write-In Votes	
Jurisdiction Wide										
Blackman Charter Township, Precinct 1	2510	2	236	123	36	29.27%	87	70.73%	0	0.00%
Blackman Charter Township, Precinct 2	2978	2	467	323	71	21.98%	251	77.71%	1	0.31%
Blackman Charter Township, Precinct 3	2906	2	516	340	85	25.00%	253	74.41%	2	0.59%
Blackman Charter Township, Precinct 4	2884	2	260	152	35	23.03%	117	76.97%	0	0.00%
Blackman Charter Township, Precinct 5	2337	2	174	99	23	23.23%	76	76.77%	0	0.00%
Columbia Township, Precinct 1	1972	2	370	271	79	29.15%	191	70.48%	1	0.37%
Columbia Township, Precinct 2	1594	2	384	278	75	26.98%	203	73.02%	0	0.00%
Columbia Township, Precinct 3	2419	2	553	383	99	25.85%	282	73.63%	2	0.52%
Grass Lake Charter Township, Precinct 1	2060	2	466	362	133	36.74%	228	62.98%	1	0.28%
Grass Lake Charter Township, Precinct 2	1447	2	335	249	85	34.14%	164	65.86%	0	0.00%
Grass Lake Charter Township, Precinct 3	844	2	205	158	48	30.38%	110	69.62%	0	0.00%
Henrietta Township, Precinct 1	1619	2	236	141	25	17.73%	115	81.56%	1	0.71%
Henrietta Township, Precinct 2	1894	2	185	117	26	22.22%	91	77.78%	0	0.00%
Leoni Township, Precinct 1	2934	2	602	353	163	46.18%	190	53.82%	0	0.00%
Leoni Township, Precinct 2	2770	2	467	273	135	49.45%	137	50.18%	1	0.37%
Leoni Township, Precinct 3	2383	2	330	203	93	45.81%	109	53.69%	1	0.49%
Leoni Township, Precinct 4	2100	2	370	220	93	42.27%	127	57.73%	0	0.00%
Liberty Township, Precinct 1	1453	2	336	259	45	17.37%	213	82.24%	1	0.39%
Liberty Township, Precinct 2	1000	2	162	111	22	19.82%	88	79.28%	1	0.90%
Norvell Township, Precinct 1	977	2	152	103	30	29.13%	73	70.87%	0	0.00%
Norvell Township, Precinct 2	1229	2	180	100	19	19.00%	81	81.00%	0	0.00%
Rives Township, Precinct 1	2087	2	417	311	76	24.44%	235	75.56%	0	0.00%
Rives Township, Precinct 2	1456	2	424	315	72	22.86%	242	76.83%	1	0.32%
Springport Township, Precinct 1	1492	2	186	138	18	13.04%	120	86.96%	0	0.00%
Tompkins Township, Precinct 1	2015	2	296	209	30	14.35%	178	85.17%	1	0.48%
Waterloo Township, Precinct 1	2173	2	264	141	33	23.40%	108	76.60%	0	0.00%
Total	51533	52	8573	5732	1649	28.77%	4069	70.99%	14	0.24%

Statement of Votes Cast
Jackson County, MI
2016 General Primary

Date:08/16/16
Time:10:12:54
Page:121 of 230

SOVC For Jurisdiction Wide, All Counters, No Precinct Delegates
Official Results

	DEM D65 Representative									
	Reg. Voters	Vote For	Times Counted	Total Votes	Val Cochran Toops (DEM)	Bonnie Johnson (DEM)	Write-In Votes			
Jurisdiction Wide										
Blackman Charter Township, Precinct 1	2510	2	236	77	16 20.78%	60 77.92%	1	1.30%		
Blackman Charter Township, Precinct 2	2978	2	467	89	15 16.85%	74 83.15%	0	0.00%		
Blackman Charter Township, Precinct 3	2906	2	516	94	22 23.40%	70 74.47%	2	2.13%		
Blackman Charter Township, Precinct 4	2884	2	260	86	16 18.60%	70 81.40%	0	0.00%		
Blackman Charter Township, Precinct 5	2337	2	174	49	7 14.29%	42 85.71%	0	0.00%		
Columbia Township, Precinct 1	1972	2	370	53	10 18.87%	43 81.13%	0	0.00%		
Columbia Township, Precinct 2	1594	2	384	49	13 26.53%	36 73.47%	0	0.00%		
Columbia Township, Precinct 3	2419	2	553	75	9 12.00%	66 88.00%	0	0.00%		
Grass Lake Charter Township, Precinct 1	2060	2	466	46	10 21.74%	36 78.26%	0	0.00%		
Grass Lake Charter Township, Precinct 2	1447	2	335	43	6 13.95%	37 86.05%	0	0.00%		
Grass Lake Charter Township, Precinct 3	844	2	205	24	5 20.83%	19 79.17%	0	0.00%		
Henrietta Township, Precinct 1	1619	2	236	66	7 10.61%	58 87.88%	1	1.52%		
Henrietta Township, Precinct 2	1894	2	185	42	5 11.90%	37 88.10%	0	0.00%		
Leoni Township, Precinct 1	2934	2	602	143	29 20.28%	114 79.72%	0	0.00%		
Leoni Township, Precinct 2	2770	2	467	129	30 23.26%	99 76.74%	0	0.00%		
Leoni Township, Precinct 3	2383	2	330	98	12 12.24%	86 87.76%	0	0.00%		
Leoni Township, Precinct 4	2100	2	370	107	31 28.97%	76 71.03%	0	0.00%		
Liberty Township, Precinct 1	1453	2	336	39	7 17.95%	32 82.05%	0	0.00%		
Liberty Township, Precinct 2	1000	2	162	31	7 22.58%	24 77.42%	0	0.00%		
Norvell Township, Precinct 1	977	2	152	32	2 6.25%	30 93.75%	0	0.00%		
Norvell Township, Precinct 2	1229	2	180	46	8 17.39%	38 82.61%	0	0.00%		
Rives Township, Precinct 1	2087	2	417	49	7 14.29%	42 85.71%	0	0.00%		
Rives Township, Precinct 2	1456	2	424	39	9 23.08%	30 76.92%	0	0.00%		
Springport Township, Precinct 1	1492	2	186	27	9 33.33%	18 66.67%	0	0.00%		
Tompkins Township, Precinct 1	2015	2	296	55	10 18.18%	45 81.82%	0	0.00%		
Waterloo Township, Precinct 1	2173	2	264	65	12 18.46%	53 81.54%	0	0.00%		
Total	51533	52	8573	1653	314 19.00%	1335 80.76%	4	0.24%		

CANVASS OF VOTES CAST

-AT THE-

PRIMARY ELECTION

-HELD ON-

AUGUST 2, 2016

-IN THE-

COUNTY OF KALAMAZOO

**AND CANVASSED BY THE
BOARD OF CANVASSERS**

OF

KALAMAZOO COUNTY, MICHIGAN

2016 AUG 10 10:10 AM
KALAMAZOO COUNTY, MICHIGAN
ELECTIONS/REGISTRATION
2016 AUG 10 10:10 AM

DISTRICT CANVASS

STATE PRIMARY ELECTION
KALAMAZOO COUNTY, MICHIGAN
AUGUST 2, 2016
Republican

PRINTED 08/05/16, 11:08 AM

PAGE 001.001.01

	R V		T P	U.S. REPRESENTATIVE 6TH DIST.
	E O		U E	
	G T		R R	
	I E	B C	N C	
	S R	A A	O E	
	T S	L S	U N	F U
	E	L T	T T	r p
	R	O	A	e t
	E	T	G	d o
	D	S	E	n
108 PRECINCTS				
0001 Alamo 1	1149	382	33.25	266
0002 Alamo 2	1908	460	24.11	299
0003 Brady 1	1775	319	17.97	185
0004 Brady 2	1452	242	16.67	146
0005 Charleston 1	1468	218	14.85	112
0006 Climax 1	1739	219	12.59	115
0007 Comstock 1	1938	307	15.84	121
0008 Comstock 2	1663	256	15.39	109
0009 Comstock 3	947	121	12.78	50
0010 Comstock 4	1385	187	13.50	75
0011 Comstock 5	1250	258	20.64	144
0012 Comstock 6	1772	372	20.99	145
0013 Comstock 7	1002	85	8.48	27
0014 Comstock 8	1430	341	23.85	157
0015 Cooper 1	1054	254	24.10	157
0016 Cooper 2	1244	366	29.42	212
0017 Cooper 3	2522	515	20.42	251
0018 Cooper 4	2253	556	24.68	350
0019 Cooper 5	609	55	9.03	18
0020 Kalamazoo Twp 1	693	37	5.34	5
0021 Kalamazoo Twp 2	1613	111	6.88	21
0022 Kalamazoo Twp 3	2665	460	17.26	114
0023 Kalamazoo Twp 4	954	133	13.94	15
0024 Kalamazoo Twp 5	2101	229	10.90	44
0025 Kalamazoo Twp 7	1295	267	20.62	58
0026 Kalamazoo Twp 8	657	100	15.22	16
0027 Kalamazoo Twp 9	2321	385	16.59	114
0028 Kalamazoo Twp 10	2009	173	8.61	29
0029 Kalamazoo Twp 11	1312	123	9.38	21
0030 Kalamazoo Twp 12	2264	166	7.33	32
0031 Oshtemo 1	1219	249	20.43	114
0032 Oshtemo 2	2373	379	15.97	141
0033 Oshtemo 3	1465	401	27.37	127
0034 Oshtemo 4	1875	431	22.99	134
0035 Oshtemo 5	1840	165	8.97	51
0036 Oshtemo 6	1659	328	19.77	116
0037 Oshtemo 7	1681	294	17.49	99
0038 Oshtemo 8	1198	172	14.36	62
0039 Oshtemo 9	2424	306	12.62	85
0040 Oshtemo 10	821	145	17.66	48
0041 Pavilion 1	1953	304	15.57	156
0042 Pavilion 2	1073	181	16.87	91
0043 Pavilion 3	1598	139	8.70	72
0044 Prairie Ronde 1	1772	352	19.86	185
0045 Richland 1	2175	503	23.13	304
0046 Richland 2	1550	311	20.06	190
0047 Richland 3	2318	405	17.47	221
0048 Ross 1	2073	374	18.04	233

DISTRICT CANVASS

STATE PRIMARY ELECTION
KALAMAZOO COUNTY, MICHIGAN
AUGUST 2, 2016
Republican

PRINTED 08/05/16, 11:08 AM

PAGE 001.001.02

	R V		T P	U.S. REPRESENTATIVE 6TH DIST.
	E O		U E	
	G T		R R	
	I E	B C	N C	
	S R	A A	O E	
	T S	L S	U N	F U
	E	L T	T T	r p
	R	O	A	e t
	E	T	G	d o
108 PRECINCTS	D	S	E	n
0049 Ross 2	2012	439	21.82	254
0050 Schoolcraft 1	1694	292	17.24	166
0051 Schoolcraft 2	1120	223	19.91	128
0052 Schoolcraft 3	2562	364	14.21	227
0053 Schoolcraft 4	1194	289	24.20	197
0054 Texas 1	2014	265	13.16	163
0055 Texas 2	1928	412	21.37	265
0056 Texas 3	1786	257	14.39	122
0057 Texas 4	2452	275	11.22	142
0058 Texas 5	2480	379	15.28	213
0059 Texas 6	2227	374	16.79	222
0060 Wakeshma 1	958	130	13.57	67
0061 Galesburg City 1	1390	130	9.35	76
0062 Kalamazoo City 1	1643	189	11.50	26
0063 Kalamazoo City 2	2439	90	3.69	14
0064 Kalamazoo City 3	1920	167	8.70	11
0065 Kalamazoo City 4	1492	24	1.61	4
0066 Kalamazoo City 5	2433	258	10.60	38
0067 Kalamazoo City 6	1719	291	16.93	72
0068 Kalamazoo City 7	2391	206	8.62	14
0069 Kalamazoo City 8	1948	199	10.22	7
0070 Kalamazoo City 9	1928	203	10.53	0
0071 Kalamazoo City 10	2339	339	14.49	80
0072 Kalamazoo City 11	1689	166	9.83	8
0073 Kalamazoo City 12	1771	350	19.76	71
0074 Kalamazoo City 13	1565	95	6.07	15
0075 Kalamazoo City 14	1520	126	8.29	22
0076 Kalamazoo City 15	2141	184	8.59	20
0077 Kalamazoo City 16	1873	273	14.58	64
0078 Kalamazoo City 17	1738	213	12.26	63
0079 Kalamazoo City 18	1681	180	10.71	35
0080 Kalamazoo City 19	2469	194	7.86	45
0081 Kalamazoo City 20	2131	437	20.51	76
0082 Kalamazoo City 21	1271	317	24.94	66
0083 Kalamazoo City 22	2236	364	16.28	87
0084 Kalamazoo City 23	1237	185	14.96	58
0085 Kalamazoo City 24	1108	189	17.06	23
0086 Kalamazoo City 25	1418	331	23.34	84
0087 Kalamazoo City 26	1674	358	21.39	63
0088 Kalamazoo City 27	1403	125	8.91	4
0089 Parchment City 1	1432	178	12.43	59
0090 Portage City 1	1687	194	11.50	70
0091 Portage City 2	1801	103	5.72	29
0092 Portage City 3	1933	250	12.93	108
0093 Portage City 4	1567	201	12.83	88
0094 Portage City 5	1572	169	10.75	78
0095 Portage City 6	1914	205	10.71	85
0096 Portage City 7	2861	265	9.26	95
0097 Portage City 8	1815	299	16.47	117

STATE PRIMARY ELECTION
KALAMAZOO COUNTY, MICHIGAN
AUGUST 2, 2016
Republican

PAGE 001.001.03

	R V E O G T I E S R T S E R E D	B C A A L S L T O T S	T P U E R R N C O E U N T T A G E	U.S. REPRESENTATIVE 6TH DIST. F U r p e t d o n
108 PRECINCTS				
0098 Portage City 9	1490	214	14.36	86
0099 Portage City 10	2129	254	11.93	83
0100 Portage City 11	2022	180	8.90	61
0101 Portage City 12	2116	418	19.75	189
0102 Portage City 13	2632	330	12.54	128
0103 Portage City 14	1688	228	13.51	77
0104 Portage City 15	1843	220	11.94	65
0105 Portage City 16	2392	226	9.45	85
0106 Portage City 17	1805	330	18.28	133
0107 Portage City 18	1672	191	11.42	76
0108 Portage City 19	1854	211	11.38	71
GRAND TOTALS	188730	27684	14.67	10932

DISTRICT CANVASS

STATE PRIMARY ELECTION
KALAMAZOO COUNTY, MICHIGAN
AUGUST 2, 2016
Democratic

PRINTED 08/05/16, 11:08 AM

PAGE 084.084.01

	R V		T P	U.S. REPRESENTATIVE 6TH DIST.
	E O		U E	
	G T		R R	P C
	I E	B C	N C	a l
	S R	A A	O E	u e
	T S	L S	U N	l m
	E	L T	T T	e
	R	O	A	n
	E	T	G	t
108 PRECINCTS	D	S	E	s
0001 Alamo 1	1149	382	33.25	37
0002 Alamo 2	1908	460	24.11	50
0003 Brady 1	1775	319	17.97	65
0004 Brady 2	1452	242	16.67	38
0005 Charleston 1	1468	218	14.85	55
0006 Climax 1	1739	219	12.59	63
0007 Comstock 1	1938	307	15.84	118
0008 Comstock 2	1663	256	15.39	90
0009 Comstock 3	947	121	12.78	40
0010 Comstock 4	1385	187	13.50	64
0011 Comstock 5	1250	258	20.64	56
0012 Comstock 6	1772	372	20.99	137
0013 Comstock 7	1002	85	8.48	48
0014 Comstock 8	1430	341	23.85	116
0015 Cooper 1	1054	254	24.10	51
0016 Cooper 2	1244	366	29.42	76
0017 Cooper 3	2522	515	20.42	145
0018 Cooper 4	2253	556	24.68	102
0019 Cooper 5	609	55	9.03	31
0020 Kalamazoo Twp 1	693	37	5.34	24
0021 Kalamazoo Twp 2	1613	111	6.88	76
0022 Kalamazoo Twp 3	2665	460	17.26	259
0023 Kalamazoo Twp 4	954	133	13.94	100
0024 Kalamazoo Twp 5	2101	229	10.90	151
0025 Kalamazoo Twp 7	1295	267	20.62	179
0026 Kalamazoo Twp 8	657	100	15.22	61
0027 Kalamazoo Twp 9	2321	385	16.59	194
0028 Kalamazoo Twp 10	2009	173	8.61	114
0029 Kalamazoo Twp 11	1312	123	9.38	86
0030 Kalamazoo Twp 12	2264	166	7.33	114
0031 Oshtemo 1	1219	249	20.43	84
0032 Oshtemo 2	2373	379	15.97	163
0033 Oshtemo 3	1465	401	27.37	214
0034 Oshtemo 4	1875	431	22.99	226
0035 Oshtemo 5	1840	165	8.97	95
0036 Oshtemo 6	1659	328	19.77	159
0037 Oshtemo 7	1681	294	17.49	135
0038 Oshtemo 8	1198	172	14.36	80
0039 Oshtemo 9	2424	306	12.62	161
0040 Oshtemo 10	821	145	17.66	70
0041 Pavilion 1	1953	304	15.57	72
0042 Pavilion 2	1073	181	16.87	49
0043 Pavilion 3	1598	139	8.70	43
0044 Prairie Ronde 1	1772	352	19.86	85
0045 Richland 1	2175	503	23.13	113
0046 Richland 2	1550	311	20.06	58
0047 Richland 3	2318	405	17.47	116
0048 Ross 1	2073	374	18.04	85
0049 Ross 2	2012	439	21.82	103

DISTRICT CANVASS

STATE PRIMARY ELECTION
KALAMAZDO COUNTY, MICHIGAN
AUGUST 2, 2016
Democratic

PRINTED 08/05/16, 11:08 AM

PAGE 084.084.02

	R V		T P	U.S. REPRESENTATIVE 6TH DIST.
	E O		U E	
	G T		R R	P C
	I E	B C	N C	a l
	S R	A A	O E	u e
	T S	L S	U N	l m
	E	L T	T T	e
	R	O	A	n
	E	T	G	t
108 PRECINCTS	D	S	E	s
0050 Schoolcraft 1	1694	292	17.24	52
0051 Schoolcraft 2	1120	223	19.91	37
0052 Schoolcraft 3	2562	364	14.21	61
0053 Schoolcraft 4	1194	289	24.20	38
0054 Texas 1	2014	265	13.16	49
0055 Texas 2	1928	412	21.37	62
0056 Texas 3	1786	257	14.39	98
0057 Texas 4	2452	275	11.22	90
0058 Texas 5	2480	379	15.28	76
0059 Texas 6	2227	374	16.79	70
0060 Wakeshma 1	958	130	13.57	24
0061 Galesburg City 1	1390	130	9.35	32
0062 Kalamazoo City 1	1643	189	11.50	144
0063 Kalamazoo City 2	2439	90	3.69	69
0064 Kalamazoo City 3	1920	167	8.70	138
0065 Kalamazoo City 4	1492	24	1.61	19
0066 Kalamazoo City 5	2433	258	10.60	183
0067 Kalamazoo City 6	1719	291	16.93	167
0068 Kalamazoo City 7	2391	206	8.62	171
0069 Kalamazoo City 8	1948	199	10.22	166
0070 Kalamazoo City 9	1928	203	10.53	169
0071 Kalamazoo City 10	2339	339	14.49	201
0072 Kalamazoo City 11	1689	166	9.83	137
0073 Kalamazoo City 12	1771	350	19.76	229
0074 Kalamazoo City 13	1565	95	6.07	68
0075 Kalamazoo City 14	1520	126	8.29	87
0076 Kalamazoo City 15	2141	184	8.59	147
0077 Kalamazoo City 16	1873	273	14.58	169
0078 Kalamazoo City 17	1738	213	12.26	117
0079 Kalamazoo City 18	1681	180	10.71	121
0080 Kalamazoo City 19	2469	194	7.86	119
0081 Kalamazoo City 20	2131	437	20.51	303
0082 Kalamazoo City 21	1271	317	24.94	204
0083 Kalamazoo City 22	2236	364	16.28	231
0084 Kalamazoo City 23	1237	185	14.96	110
0085 Kalamazoo City 24	1108	189	17.06	134
0086 Kalamazoo City 25	1418	331	23.34	195
0087 Kalamazoo City 26	1674	358	21.39	240
0088 Kalamazoo City 27	1403	125	8.91	116
0089 Parchment City 1	1432	178	12.43	94
0090 Portage City 1	1687	194	11.50	94
0091 Portage City 2	1801	103	5.72	58
0092 Portage City 3	1933	250	12.93	101
0093 Portage City 4	1567	201	12.83	74
0094 Portage City 5	1572	169	10.75	66
0095 Portage City 6	1914	205	10.71	88
0096 Portage City 7	2861	265	9.26	130
0097 Portage City 8	1815	299	16.47	130
0098 Portage City 9	1490	214	14.36	96

DISTRICT CANVASS

STATE PRIMARY ELECTION
KALAMAZOO COUNTY, MICHIGAN
AUGUST 2, 2016
Democratic

PRINTED 08/05/16, 11:08 AM

PAGE 084.084.03

	R V		T P	U.S. REPRESENTATIVE 6TH DIST.
	E O		U E	
	G T		R R	P C
	I E	B C	N C	a l
	S R	A A	O E	u e
	T S	L S	U N	l m
	E	L T	T T	e
	R	O	A	n
	E	T	G	t
	D	S	E	s
108 PRECINCTS				
0099 Portage City 10	2129	254	11.93	91
0100 Portage City 11	2022	180	8.90	95
0101 Portage City 12	2116	418	19.75	151
0102 Portage City 13	2632	330	12.54	147
0103 Portage City 14	1688	228	13.51	118
0104 Portage City 15	1843	220	11.94	120
0105 Portage City 16	2392	226	9.45	101
0106 Portage City 17	1805	330	18.28	125
0107 Portage City 18	1672	191	11.42	90
0108 Portage City 19	1854	211	11.38	103
GRAND TOTALS	188730	27684	14.67	11766

DISTRICT CANVASS

STATE PRIMARY ELECTION
KALAMAZOO COUNTY, MICHIGAN
AUGUST 2, 2016
Republican

PRINTED 08/05/16, 11:08 AM

PAGE 002.002.01

	R V	T P	STATE REPRESENTATIVE 60TH DIST.
	E O	U E	A R
	G T	R R	l o
	I E	N C	e s
	S R	O E	x s
	T S	U N	a
	E	T T	n
	R	A	d
	E	G	e
	D	E	r
37 PRECINCTS			
0020 Kalamazoo Twp 1	693	37	5.34
0021 Kalamazoo Twp 2	1613	111	6.88
0022 Kalamazoo Twp 3	2665	460	17.26
0023 Kalamazoo Twp 4	954	133	13.94
0024 Kalamazoo Twp 5	2101	229	10.90
0025 Kalamazoo Twp 7	1295	267	20.62
0026 Kalamazoo Twp 8	657	100	15.22
0027 Kalamazoo Twp 9	2321	385	16.59
0028 Kalamazoo Twp 10	2009	173	8.61
0029 Kalamazoo Twp 11	1312	123	9.38
0062 Kalamazoo City 1	1643	189	11.50
0063 Kalamazoo City 2	2439	90	3.69
0064 Kalamazoo City 3	1920	167	8.70
0065 Kalamazoo City 4	1492	24	1.61
0066 Kalamazoo City 5	2433	258	10.60
0067 Kalamazoo City 6	1719	291	16.93
0068 Kalamazoo City 7	2391	206	8.62
0069 Kalamazoo City 8	1948	199	10.22
0070 Kalamazoo City 9	1928	203	10.53
0071 Kalamazoo City 10	2339	339	14.49
0072 Kalamazoo City 11	1689	166	9.83
0073 Kalamazoo City 12	1771	350	19.76
0074 Kalamazoo City 13	1565	95	6.07
0075 Kalamazoo City 14	1520	126	8.29
0076 Kalamazoo City 15	2141	184	8.59
0077 Kalamazoo City 16	1873	273	14.58
0078 Kalamazoo City 17	1738	213	12.26
0079 Kalamazoo City 18	1681	180	10.71
0080 Kalamazoo City 19	2469	194	7.86
0081 Kalamazoo City 20	2131	437	20.51
0082 Kalamazoo City 21	1271	317	24.94
0083 Kalamazoo City 22	2236	364	16.28
0084 Kalamazoo City 23	1237	185	14.96
0085 Kalamazoo City 24	1108	189	17.06
0086 Kalamazoo City 25	1418	331	23.34
0087 Kalamazoo City 26	1674	358	21.39
0088 Kalamazoo City 27	1403	125	8.91
GRAND TOTALS	64797	8071	12.46
			1428

DISTRICT CANVASS

STATE PRIMARY ELECTION
KALAMAZOO COUNTY, MICHIGAN
AUGUST 2, 2016
Democratic

PRINTED 08/05/16, 11:08 AM

PAGE 085.085.01

	R V	T P	STATE REPRESENTATIVE 60TH DIST.
	E O	U E	
	G T	R R	
	I E	B C	J H
	S R	A A	o o
	T S	L S	n a
	E	L T	d
	R	O	l
	E	T	e
	D	S	y
37 PRECINCTS			
0020 Kalamazoo Twp 1	693	37	5.34
0021 Kalamazoo Twp 2	1613	111	6.88
0022 Kalamazoo Twp 3	2665	460	17.26
0023 Kalamazoo Twp 4	954	133	13.94
0024 Kalamazoo Twp 5	2101	229	10.90
0025 Kalamazoo Twp 7	1295	267	20.62
0026 Kalamazoo Twp 8	657	100	15.22
0027 Kalamazoo Twp 9	2321	385	16.59
0028 Kalamazoo Twp 10	2009	173	8.61
0029 Kalamazoo Twp 11	1312	123	9.38
0062 Kalamazoo City 1	1643	189	11.50
0063 Kalamazoo City 2	2439	90	3.69
0064 Kalamazoo City 3	1920	167	8.70
0065 Kalamazoo City 4	1492	24	1.61
0066 Kalamazoo City 5	2433	258	10.60
0067 Kalamazoo City 6	1719	291	16.93
0068 Kalamazoo City 7	2391	206	8.62
0069 Kalamazoo City 8	1948	199	10.22
0070 Kalamazoo City 9	1928	203	10.53
0071 Kalamazoo City 10	2339	339	14.49
0072 Kalamazoo City 11	1689	166	9.83
0073 Kalamazoo City 12	1771	350	19.76
0074 Kalamazoo City 13	1565	95	6.07
0075 Kalamazoo City 14	1520	126	8.29
0076 Kalamazoo City 15	2141	184	8.59
0077 Kalamazoo City 16	1873	273	14.58
0078 Kalamazoo City 17	1738	213	12.26
0079 Kalamazoo City 18	1681	180	10.71
0080 Kalamazoo City 19	2469	194	7.86
0081 Kalamazoo City 20	2131	437	20.51
0082 Kalamazoo City 21	1271	317	24.94
0083 Kalamazoo City 22	2236	364	16.28
0084 Kalamazoo City 23	1237	185	14.96
0085 Kalamazoo City 24	1108	189	17.06
0086 Kalamazoo City 25	1418	331	23.34
0087 Kalamazoo City 26	1674	358	21.39
0088 Kalamazoo City 27	1403	125	8.91
GRAND TOTALS	64797	8071	12.46
			5482

DISTRICT CANVASS

STATE PRIMARY ELECTION
KALAMAZOO COUNTY, MICHIGAN
AUGUST 2, 2016
Republican

PRINTED 08/05/16, 11:08 AM

PAGE 003.003.01

	R V E O G T I E S R T S E R E D	B C A A L S L T O T S	T P U E R R N C O E U N T T A G E	STATE REPRESENTATIVE 61ST DIST. B I r d a e n n d t
40 PRECINCTS				
0031 Oshtemo 1	1219	249	20.43	118
0032 Oshtemo 2	2373	379	15.97	137
0033 Oshtemo 3	1465	401	27.37	127
0034 Oshtemo 4	1875	431	22.99	127
0035 Oshtemo 5	1840	165	8.97	50
0036 Oshtemo 6	1659	328	19.77	115
0037 Oshtemo 7	1681	294	17.49	98
0038 Oshtemo 8	1198	172	14.36	60
0039 Oshtemo 9	2424	306	12.62	81
0040 Oshtemo 10	821	145	17.66	49
0044 Prairie Ronde 1	1772	352	19.86	182
0050 Schoolcraft 1	1694	292	17.24	152
0051 Schoolcraft 2	1120	223	19.91	121
0052 Schoolcraft 3	2562	364	14.21	209
0053 Schoolcraft 4	1194	289	24.20	185
0054 Texas 1	2014	265	13.16	160
0055 Texas 2	1928	412	21.37	235
0056 Texas 3	1786	257	14.39	115
0057 Texas 4	2452	275	11.22	126
0058 Texas 5	2480	379	15.28	210
0059 Texas 6	2227	374	16.79	211
0090 Portage City 1	1687	194	11.50	69
0091 Portage City 2	1801	103	5.72	26
0092 Portage City 3	1933	250	12.93	104
0093 Portage City 4	1567	201	12.83	86
0094 Portage City 5	1572	169	10.75	72
0095 Portage City 6	1914	205	10.71	80
0096 Portage City 7	2861	265	9.26	96
0097 Portage City 8	1815	299	16.47	115
0098 Portage City 9	1490	214	14.36	82
0099 Portage City 10	2129	254	11.93	85
0100 Portage City 11	2022	180	8.90	58
0101 Portage City 12	2116	418	19.75	186
0102 Portage City 13	2632	330	12.54	128
0103 Portage City 14	1688	228	13.51	73
0104 Portage City 15	1843	220	11.94	61
0105 Portage City 16	2392	226	9.45	84
0106 Portage City 17	1805	330	18.28	131
0107 Portage City 18	1672	191	11.42	77
0108 Portage City 19	1854	211	11.38	74
GRAND TOTALS	74577	10840	14.54	4555

DISTRICT CANVASS

STATE PRIMARY ELECTION
KALAMAZOO COUNTY, MICHIGAN
AUGUST 2, 2016
Democratic

PRINTED 08/05/16, 11:08 AM

PAGE 086.086.01

	R V		T P	STATE REPRESENTATIVE 61ST DIST.
	E O		U E	
	G T		R R	
	I E	B C	N C	
	S R	A A	O E	J F
	T S	L S	U N	o i
	E	L T	T T	h s
	R	O	A	n h
	E	T	G	e
40 PRECINCTS	D	S	E	r
0031 Oshtemo 1	1219	249	20.43	84
0032 Oshtemo 2	2373	379	15.97	157
0033 Oshtemo 3	1465	401	27.37	206
0034 Oshtemo 4	1875	431	22.99	224
0035 Oshtemo 5	1840	165	8.97	92
0036 Oshtemo 6	1659	328	19.77	155
0037 Oshtemo 7	1681	294	17.49	133
0038 Oshtemo 8	1198	172	14.36	79
0039 Oshtemo 9	2424	306	12.62	155
0040 Oshtemo 10	821	145	17.66	71
0044 Prairie Ronde 1	1772	352	19.86	83
0050 Schoolcraft 1	1694	292	17.24	51
0051 Schoolcraft 2	1120	223	19.91	36
0052 Schoolcraft 3	2562	364	14.21	62
0053 Schoolcraft 4	1194	289	24.20	38
0054 Texas 1	2014	265	13.16	47
0055 Texas 2	1928	412	21.37	60
0056 Texas 3	1786	257	14.39	96
0057 Texas 4	2452	275	11.22	89
0058 Texas 5	2480	379	15.28	76
0059 Texas 6	2227	374	16.79	67
0090 Portage City 1	1687	194	11.50	94
0091 Portage City 2	1801	103	5.72	58
0092 Portage City 3	1933	250	12.93	103
0093 Portage City 4	1567	201	12.83	74
0094 Portage City 5	1572	169	10.75	68
0095 Portage City 6	1914	205	10.71	86
0096 Portage City 7	2861	265	9.26	124
0097 Portage City 8	1815	299	16.47	131
0098 Portage City 9	1490	214	14.36	95
0099 Portage City 10	2129	254	11.93	91
0100 Portage City 11	2022	180	8.90	95
0101 Portage City 12	2116	418	19.75	150
0102 Portage City 13	2632	330	12.54	147
0103 Portage City 14	1688	228	13.51	116
0104 Portage City 15	1843	220	11.94	119
0105 Portage City 16	2392	226	9.45	97
0106 Portage City 17	1805	330	18.28	122
0107 Portage City 18	1672	191	11.42	89
0108 Portage City 19	1854	211	11.38	100
GRAND TOTALS	74577	10840	14.54	4020

DISTRICT CANVASS

STATE PRIMARY ELECTION
KALAMAZOO COUNTY, MICHIGAN
AUGUST 2, 2016
Republican

PRINTED 08/05/16, 11:08 AM

PAGE 004.004.01

	R V		T P	STATE REPRESENTATIVE 63RD DIST.
	E O		U E	
	G T		R R	
	I E	B C	N C	D C M
	S R	A A	O E	a . a
	T S	L S	U N	v t
	E	L T	T T	i u
	R	O	A	d r
	E	T	G	e
	D	S	E	n
23 PRECINCTS				
0003 Brady 1	1775	319	17.97	185
0004 Brady 2	1452	242	16.67	144
0005 Charleston 1	1468	218	14.85	110
0006 Climax 1	1739	219	12.59	114
0007 Comstock 1	1938	307	15.84	112
0008 Comstock 2	1663	256	15.39	106
0009 Comstock 3	947	121	12.78	43
0010 Comstock 4	1385	187	13.50	73
0011 Comstock 5	1250	258	20.64	135
0012 Comstock 6	1772	372	20.99	141
0013 Comstock 7	1002	85	8.48	27
0014 Comstock 8	1430	341	23.85	152
0030 Kalamazoo Twp 12	2264	166	7.33	29
0041 Pavilion 1	1953	304	15.57	149
0042 Pavilion 2	1073	181	16.87	96
0043 Pavilion 3	1598	139	8.70	69
0045 Richland 1	2175	503	23.13	287
0046 Richland 2	1550	311	20.06	183
0047 Richland 3	2318	405	17.47	206
0048 Ross 1	2073	374	18.04	218
0049 Ross 2	2012	439	21.82	250
0060 Wakeshma 1	958	130	13.57	68
0061 Galesburg City 1	1390	130	9.35	71
GRAND TOTALS	37185	6007	16.15	2968

PRINTED 08/05/16, 11:08 AM

PAGE 087.087.01

	R V		T P	STATE REPRESENTATIVE 63RD DIST.
	E O		U E	
	G T		R R	
	I E	B C	N C	L S
	S R	A A	O E	y h
	T S	L S	U N	n i
	E	L T	T T	n f
	R	O	A	l
	E	T	G	e
	D	S	E	a
23 PRECINCTS				
0003 Brady 1	1775	319	17.97	60
0004 Brady 2	1452	242	16.67	39
0005 Charleston 1	1468	218	14.85	47
0006 Climax 1	1739	219	12.59	57
0007 Comstock 1	1938	307	15.84	115
0008 Comstock 2	1663	256	15.39	88
0009 Comstock 3	947	121	12.78	40
0010 Comstock 4	1385	187	13.50	62
0011 Comstock 5	1250	258	20.64	55
0012 Comstock 6	1772	372	20.99	135
0013 Comstock 7	1002	85	8.48	47
0014 Comstock 8	1430	341	23.85	110
0030 Kalamazoo Twp 12	2264	166	7.33	108
0041 Pavilion 1	1953	304	15.57	74
0042 Pavilion 2	1073	181	16.87	45
0043 Pavilion 3	1598	139	8.70	41
0045 Richland 1	2175	503	23.13	108
0046 Richland 2	1550	311	20.06	54
0047 Richland 3	2318	405	17.47	108
0048 Ross 1	2073	374	18.04	86
0049 Ross 2	2012	439	21.82	103
0060 Wakeshma 1	958	130	13.57	22
0061 Galesburg City 1	1390	130	9.35	34
GRAND TOTALS	37185	6007	16.15	1638

DISTRICT CANVASS

STATE PRIMARY ELECTION
KALAMAZOO COUNTY, MICHIGAN
AUGUST 2, 2016
Republican

PRINTED 08/05/16, 11:08 AM

PAGE 005.005.01

	R V		T P	STATE REPRESENTATIVE 66TH DIST.		
	E O		U E			
	G T		R R			
	I E	B C	N C	B G		M T N
	S R	A A	O E	e r	G K	a . i
	T S	L S	U N	t i	r o	t l
	E	L T	T T	h f	e l	t s
	R	O	A	f	g i	h o
	E	T	G	i	c	e n
	D	S	E	n	h	w
8 PRECINCTS						
0001 Alamo 1	1149	382	33.25	183	28	44
0002 Alamo 2	1908	460	24.11	210	36	52
0015 Cooper 1	1054	254	24.10	102	22	31
0016 Cooper 2	1244	366	29.42	142	28	43
0017 Cooper 3	2522	515	20.42	132	37	83
0018 Cooper 4	2253	556	24.68	255	28	62
0019 Cooper 5	609	55	9.03	10	5	4
00B9 Parchment City 1	1432	178	12.43	37	6	18
GRAND TOTALS	12171	2766	22.73	1071	190	337

DISTRICT CANVASS

STATE PRIMARY ELECTION
KALAMAZOO COUNTY, MICHIGAN
AUGUST 2, 2016
Democratic

PRINTED 08/05/16, 11:08 AM

PAGE 088.088.01

	R V		T P	STATE REPRESENTATIVE 66TH DIST.	
	E O		U E		
	G T		R R		
	I E	B C	N C		
	S R	A A	O E	A B	D K
	T S	L S	U N	n r	y e
	E	L T	T T	n r	l r
	R	O	A	n o	a l
	E	T	G	i w	n e
	D	S	E	e n	y
8 PRECINCTS					
0001 Alamo 1	1149	382	33.25	30	5
0002 Alamo 2	1908	460	24.11	37	12
0015 Cooper 1	1054	254	24.10	47	2
0016 Cooper 2	1244	366	29.42	63	14
0017 Cooper 3	2522	515	20.42	142	9
0018 Cooper 4	2253	556	24.68	90	9
0019 Cooper 5	609	55	9.03	24	7
0089 Parchment City 1	1432	178	12.43	91	5
GRAND TOTALS	12171	2766	22.73	524	63

DISTRICT CANVASS

STATE PRIMARY ELECTION
KALAMAZOO COUNTY, MICHIGAN
AUGUST 2, 2016
Republican

PRINTED 08/05/16, 11:08 AM

PAGE 006.011.01

	R V E O G T I E S R T S E R E D	B C A A L S L T O T S	T P U E R R N C O E U N T T A G E	PROSECUTING ATTORNEY O H S o . m n i a t l h d	SHERIFF J H e e f p f p l e r	CLERK & REGISTER OF DEEDS T A S i . n m o o w t h y	TREASURER M B a a r l y k e m a	SURVEYOR G D H a . a r h y n
108 PRECINCTS								
0001 Alamo 1	1149	382	33.25	200	165	53	239	204
0002 Alamo 2	1908	460	24.11	248	176	86	284	244
0003 Brady 1	1775	319	17.97	166	116	47	180	162
0004 Brady 2	1452	242	16.67	136	69	60	156	137
0005 Charleston 1	1468	218	14.85	103	90	21	117	110
0006 Climax 1	1739	219	12.59	107	69	40	121	100
0007 Comstock 1	1938	307	15.84	102	95	30	118	103
0008 Comstock 2	1663	256	15.39	91	52	41	106	98
0009 Comstock 3	947	121	12.78	40	35	11	51	41
0010 Comstock 4	1385	187	13.50	70	55	16	77	71
0011 Comstock 5	1250	258	20.64	117	91	34	142	125
0012 Comstock 6	1772	372	20.99	132	83	48	143	125
0013 Comstock 7	1002	85	8.48	25	21	6	27	26
0014 Comstock 8	1430	341	23.85	121	77	48	152	140
0015 Cooper 1	1054	254	24.10	127	99	35	139	132
0016 Cooper 2	1244	366	29.42	186	148	41	208	196
0017 Cooper 3	2522	515	20.42	216	174	51	244	217
0018 Cooper 4	2253	556	24.68	293	180	111	325	296
0019 Cooper 5	609	55	9.03	17	11	6	17	17
0020 Kalamazoo Twp 1	693	37	5.34	4	3	2	4	4
0021 Kalamazoo Twp 2	1613	111	6.88	18	11	5	21	19
0022 Kalamazoo Twp 3	2665	460	17.26	102	56	40	111	101
0023 Kalamazoo Twp 4	954	133	13.94	13	8	4	17	14
0024 Kalamazoo Twp 5	2101	229	10.90	42	24	14	42	39
0025 Kalamazoo Twp 7	1295	267	20.62	55	32	14	55	53
0026 Kalamazoo Twp 8	657	100	15.22	17	8	7	17	17
0027 Kalamazoo Twp 9	2321	385	16.59	102	80	19	108	105
0028 Kalamazoo Twp 10	2009	173	8.61	26	13	12	29	26
0029 Kalamazoo Twp 11	1312	123	9.38	21	17	4	22	21
0030 Kalamazoo Twp 12	2264	166	7.33	29	18	9	30	29
0031 Oshtemo 1	1219	249	20.43	113	85	19	119	111
0032 Oshtemo 2	2373	379	15.97	124	73	41	138	124
0033 Oshtemo 3	1465	401	27.37	116	75	36	127	117
0034 Oshtemo 4	1875	431	22.99	115	48	50	129	118
0035 Oshtemo 5	1840	165	8.97	47	24	19	50	47
0036 Oshtemo 6	1659	328	19.77	110	53	42	116	107
0037 Oshtemo 7	1681	294	17.49	91	59	30	102	95
0038 Oshtemo 8	1198	172	14.36	59	30	26	63	59
0039 Oshtemo 9	2424	306	12.62	76	45	22	79	72
0040 Oshtemo 10	821	145	17.66	46	29	11	46	45
0041 Pavilion 1	1953	304	15.57	128	92	33	150	138
0042 Pavilion 2	1073	181	16.87	84	65	25	95	79
0043 Pavilion 3	1598	139	8.70	63	37	21	68	63
0044 Prairie Ronde 1	1772	352	19.86	163	89	65	185	166
0045 Richland 1	2175	503	23.13	264	216	73	294	272
0046 Richland 2	1550	311	20.06	164	149	36	183	163
0047 Richland 3	2318	405	17.47	192	166	31	204	186
0048 Ross 1	2073	374	18.04	206	185	51	219	210

	R V E O G T I E S R T S E R E D	B C A A L S L T O T S	T P U E R R N C O E U N T T A G E	PROSECUTING ATTORNEY D H S o . m n i a t l h d	SHERIFF J H e e f p f p l e r	R M o u b n e n r t	CLERK & REGISTER OF DEEDS T A S i . n m o w t h y	TREASURER M B a a r l y k e m a	SURVEYOR G D H a . a r h y n
108 PRECINCTS									
0049 Ross 2	2012	439	21.82	226	200	38	249	244	229
0050 Schoolcraft 1	1694	292	17.24	133	60	65	157	154	141
0051 Schoolcraft 2	1120	223	19.91	106	71	29	124	123	110
0052 Schoolcraft 3	2562	364	14.21	171	104	73	214	212	187
0053 Schoolcraft 4	1194	289	24.20	161	97	47	189	185	177
0054 Texas 1	2014	265	13.16	140	71	56	152	152	141
0055 Texas 2	1928	412	21.37	214	146	57	240	248	224
0056 Texas 3	1786	257	14.39	100	56	44	115	120	110
0057 Texas 4	2452	275	11.22	109	72	28	122	125	114
0058 Texas 5	2480	379	15.28	173	109	49	196	202	185
0059 Texas 6	2227	374	16.79	194	137	38	221	215	182
0060 Wakeshma 1	958	130	13.57	64	24	37	74	67	62
0061 Galesburg City 1	1390	130	9.35	66	73	11	73	66	70
0062 Kalamazoo City 1	1643	189	11.50	22	14	7	25	23	23
0063 Kalamazoo City 2	2439	90	3.69	14	11	3	14	12	14
0064 Kalamazoo City 3	1920	167	8.70	10	6	4	10	10	10
0065 Kalamazoo City 4	1492	24	1.61	3	1	2	4	4	4
0066 Kalamazoo City 5	2433	258	10.60	33	21	10	36	38	35
0067 Kalamazoo City 6	1719	291	16.93	65	36	18	64	69	66
0068 Kalamazoo City 7	2391	206	8.62	12	6	1	14	14	12
0069 Kalamazoo City 8	1948	199	10.22	6	3	5	8	8	7
0070 Kalamazoo City 9	1928	203	10.53	0	0	0	0	0	0
0071 Kalamazoo City 10	2339	339	14.49	74	53	21	82	80	77
0072 Kalamazoo City 11	1689	166	9.83	6	2	5	7	7	7
0073 Kalamazoo City 12	1771	350	19.76	67	51	13	70	70	67
0074 Kalamazoo City 13	1565	95	6.07	15	9	5	15	16	14
0075 Kalamazoo City 14	1520	126	8.29	18	15	6	21	22	18
0076 Kalamazoo City 15	2141	184	8.59	15	5	9	21	22	20
0077 Kalamazoo City 16	1873	273	14.58	66	37	19	65	70	66
0078 Kalamazoo City 17	1738	213	12.26	58	33	24	60	62	56
0079 Kalamazoo City 18	1681	180	10.71	32	25	5	35	38	34
0080 Kalamazoo City 19	2469	194	7.86	41	17	25	45	46	42
0081 Kalamazoo City 20	2131	437	20.51	66	50	14	70	74	64
0082 Kalamazoo City 21	1271	317	24.94	58	35	20	63	65	57
0083 Kalamazoo City 22	2236	364	16.28	76	57	11	82	83	74
0084 Kalamazoo City 23	1237	185	14.96	50	21	20	56	53	48
0085 Kalamazoo City 24	1108	189	17.06	24	14	7	23	25	25
0086 Kalamazoo City 25	1418	331	23.34	78	49	19	82	82	79
0087 Kalamazoo City 26	1674	358	21.39	57	35	18	64	60	56
0088 Kalamazoo City 27	1403	125	8.91	3	1	2	4	3	3
0089 Parchment City 1	1432	178	12.43	54	42	15	56	56	55
0090 Portage City 1	1687	194	11.50	66	41	21	65	67	64
0091 Portage City 2	1801	103	5.72	26	20	9	29	28	26
0092 Portage City 3	1933	250	12.93	99	42	51	101	106	96
0093 Portage City 4	1567	201	12.83	80	52	26	84	86	80
0094 Portage City 5	1572	169	10.75	68	35	29	73	71	66
0095 Portage City 6	1914	205	10.71	75	54	21	79	83	76
0096 Portage City 7	2861	265	9.26	88	33	37	94	94	87

DISTRICT CANVASS

STATE PRIMARY ELECTION
KALAMAZOO COUNTY, MICHIGAN
AUGUST 2, 2016
Republican

PRINTED 08/05/16, 11:08 AM

PAGE 006.011.03

	R V E O G T I E S R T S E R E D	B C A A L S L T O T S	T P U E R R N C O E U N T T A G E	PROSECUTING ATTORNEY D H S o . m n i a t l h d	SHERIFF J H e e f p f p l e r	CLERK & REGISTER OF DEEDS T A S i . n m o o w t h y	TREASURER M B a a r l y k e m a	SURVEYOR G D H a . a r h y n	
108 PRECINCTS									
0097 Portage City 8	1815	299	16.47	102	70	24	116	116	108
0098 Portage City 9	1490	214	14.36	76	48	22	81	85	77
0099 Portage City 10	2129	254	11.93	82	53	22	84	83	83
0100 Portage City 11	2022	180	8.90	53	29	15	57	54	53
0101 Portage City 12	2116	418	19.75	163	105	53	187	190	169
0102 Portage City 13	2632	330	12.54	114	52	47	124	122	114
0103 Portage City 14	1688	228	13.51	68	46	19	76	76	70
0104 Portage City 15	1843	220	11.94	57	34	23	62	62	56
0105 Portage City 16	2392	226	9.45	77	45	23	81	85	77
0106 Portage City 17	1805	330	18.28	118	83	28	129	130	118
0107 Portage City 18	1672	191	11.42	70	45	23	75	75	70
0108 Portage City 19	1854	211	11.38	62	29	31	67	66	66
GRAND TOTALS	188730	27684	14.67	9511	6381	2950	10555	10556	9665

DISTRICT CANVASS

STATE PRIMARY ELECTION
KALAMAZOD COUNTY, MICHIGAN
AUGUST 2, 2016
Republican

PRINTED 08/05/16, 11:08 AM

PAGE 012.012.01

	R V		T P	COUNTY COMMISSIONER 1ST DIST.
	E O		U E	
	G T		R R	
	I E	B C	N C	J S
	S R	A A	O E	e a
	T S	L S	U N	s l
	E	L T	T T	s v
	R	O	A	i a
	E	T	G	c n
	D	S	E	a o
10 PRECINCTS				
0028 Kalamazoo Twp 10	2009	173	8.61	27
0029 Kalamazoo Twp 11	1312	123	9.38	21
0062 Kalamazoo City 1	1643	189	11.50	25
0068 Kalamazoo City 7	2391	206	8.62	14
0069 Kalamazoo City 8	1948	199	10.22	7
0070 Kalamazoo City 9	1928	203	10.53	0
0072 Kalamazoo City 11	1689	166	9.83	7
0074 Kalamazoo City 13	1565	95	6.07	16
0075 Kalamazoo City 14	1520	126	8.29	18
0088 Kalamazoo City 27	1403	125	8.91	4
GRAND TOTALS	17408	1605	9.22	139

DISTRICT CANVASS

STATE PRIMARY ELECTION
KALAMAZOO COUNTY, MICHIGAN
AUGUST 2, 2016
Republican

PRINTED 08/05/16, 11:08 AM

PAGE 013.013.01

	R V	T P	COUNTY COMMISSIONER 2ND DIST.
	E O	U E	
	G T	R R	
	I E	N C	
	S R	O E	T C F
	T S	U N	. a a
	E	T T	s w
	R	A	e l
	E	G	y e
	D	E	y
10 PRECINCTS			
0020 Kalamazoo Twp 1	693	37	5.34
0064 Kalamazoo City 3	1920	167	8.70
0076 Kalamazoo City 15	2141	184	8.59
0077 Kalamazoo City 16	1873	273	14.58
0078 Kalamazoo City 17	1738	213	12.26
0079 Kalamazoo City 18	1681	180	10.71
0081 Kalamazoo City 20	2131	437	20.51
0082 Kalamazoo City 21	1271	317	24.94
0084 Kalamazoo City 23	1237	185	14.96
0085 Kalamazoo City 24	1108	189	17.06
GRAND TOTALS	15793	2182	13.82

DISTRICT CANVASS

STATE PRIMARY ELECTION
KALAMAZOO COUNTY, MICHIGAN
AUGUST 2, 2016
Republican

PRINTED 08/05/16, 11:08 AM

PAGE 014.014.01

	R V		T P	COUNTY COMMISSIONER 3RD DIST.
	E O		U E	
	G T		R R	
	I E	B C	N C	C C
	S R	A A	O E	h o
	T S	L S	U N	a s
	E	L T	T T	r s
	R	O	A	i
	E	T	G	e
	D	S	E	y
7 PRECINCTS				
0063 Kalamazoo City 2	2439	90	3.69	14
0065 Kalamazoo City 4	1492	24	1.61	4
0073 Kalamazoo City 12	1771	350	19.76	68
0080 Kalamazoo City 19	2469	194	7.86	44
0083 Kalamazoo City 22	2236	364	16.28	78
0086 Kalamazoo City 25	1418	331	23.34	77
0087 Kalamazoo City 26	1674	358	21.39	58
GRAND TOTALS	13499	1711	12.68	343

DISTRICT CANVASS

STATE PRIMARY ELECTION
KALAMAZOO COUNTY, MICHIGAN
AUGUST 2, 2016
Republican

PRINTED 08/05/16, 11:08 AM

PAGE 016.016.01

	R V		T P	COUNTY COMMISSIONER 5TH DIST.
	E O		U E	
	G T		R R	
	I E	B C	N C	
	S R	A A	O E	C D
	T S	L S	U N	h i
	E	L T	T T	a l
	R	O	A	d l
	E	T	G	o
	D	S	E	n
10 PRECINCTS				
0001 Alamo 1	1149	382	33.25	209
0002 Alamo 2	1908	460	24.11	249
0022 Kalamazoo Twp 3	2665	460	17.26	104
0027 Kalamazoo Twp 9	2321	385	16.59	104
0031 Oshtemo 1	1219	249	20.43	113
0032 Oshtemo 2	2373	379	15.97	126
0033 Oshtemo 3	1465	401	27.37	118
0036 Oshtemo 6	1659	328	19.77	107
0039 Oshtemo 9	2424	306	12.62	72
0040 Oshtemo 10	821	145	17.66	46
GRAND TOTALS	18004	3495	19.41	1248

DISTRICT CANVASS

STATE PRIMARY ELECTION
KALAMAZOO COUNTY, MICHIGAN
AUGUST 2, 2016
Republican

PRINTED 08/05/16, 11:08 AM

PAGE 017.017.01

	R V		T P	COUNTY COMMISSIONER 6TH DIST.		
	E O		U E			
	G T		R R	V C		
	I E	8 C	N C	i a	R K	
	S R	A A	O E	F B	n r	o e
	T S	L S	U N	r r	c a	n n
	E	L T	T T	a o	e h	d
	R	O	A	n o	a	a
	E	T	G	k k	l	l
	D	S	E	s	y	l
10 PRECINCTS						
0015 Cooper 1	1054	254	24.10	33	38	72
0016 Cooper 2	1244	366	29.42	45	49	101
0017 Cooper 3	2522	515	20.42	77	50	110
0018 Cooper 4	2253	556	24.68	89	86	126
0019 Cooper 5	609	55	9.03	3	6	7
0045 Richland 1	2175	503	23.13	81	118	101
0046 Richland 2	1550	311	20.06	37	96	75
0047 Richland 3	2318	405	17.47	52	97	70
0048 Ross 1	2073	374	18.04	59	86	86
0049 Ross 2	2012	439	21.82	67	107	67
GRAND TOTALS	17810	3778	21.21	543	733	815

DISTRICT CANVASS

STATE PRIMARY ELECTION
KALAMAZOO COUNTY, MICHIGAN
AUGUST 2, 2016
Republican

PRINTED 08/05/16, 11:08 AM

PAGE 018.018.01

	R V		T P	COUNTY COMMISSIONER 7TH DIST.
	E O		U E	
	G T		R R	
	I E	B C	N C	R E T
	S R	A A	O E	o . u
	T S	L S	U N	g i
	E	L T	T T	e n
	R	O	A	r i
	E	T	G	e
	D	S	E	r
12 PRECINCTS				
0005 Charleston 1	1468	218	14.85	110
0006 Climax 1	1739	219	12.59	111
0007 Comstock 1	1938	307	15.84	109
0008 Comstock 2	1663	256	15.39	99
0009 Comstock 3	947	121	12.78	47
0010 Comstock 4	1385	187	13.50	73
0011 Comstock 5	1250	258	20.64	134
0012 Comstock 6	1772	372	20.99	129
0013 Comstock 7	1002	85	8.48	26
0014 Comstock 8	1430	341	23.85	138
0060 Wakeshma 1	958	130	13.57	68
0061 Galesburg City 1	1390	130	9.35	69
GRAND TOTALS	16942	2624	15.49	1113

DISTRICT CANVASS

STATE PRIMARY ELECTION
KALAMAZOO COUNTY, MICHIGAN
AUGUST 2, 2016
Republican

PRINTED 08/05/16, 11:08 AM

PAGE 019.019.01

	R V		T P	COUNTY COMMISSIONER 8TH DIST.
	E O		U E	
	G T		R R	
	I E	B C	N C	
	S R	A A	O E	J G
	T S	L S	U N	o i
	E	L T	T T	h s
	R	O	A	n l
	E	T	G	e
	D	S	E	r
11 PRECINCTS				
0003 Brady 1	1775	319	17.97	168
0004 Brady 2	1452	242	16.67	137
0041 Pavilion 1	1953	304	15.57	141
0042 Pavilion 2	1073	181	16.87	85
0043 Pavilion 3	1598	139	8.70	64
0044 Prairie Ronde 1	1772	352	19.86	172
0050 Schoolcraft 1	1694	292	17.24	148
0051 Schoolcraft 2	1120	223	19.91	116
0052 Schoolcraft 3	2562	364	14.21	196
0053 Schoolcraft 4	1194	289	24.20	180
0091 Portage City 2	1801	103	5.72	27
GRAND TOTALS	17994	2808	15.61	1434

DISTRICT CANVASS

STATE PRIMARY ELECTION
KALAMAZOO COUNTY, MICHIGAN
AUGUST 2, 2016
Republican

PRINTED 08/05/16, 11:08 AM

PAGE 020.020.01

	R V		T P	COUNTY COMMISSIONER 9TH DIST.	
	E O		U E		
	G T		R R		
	I E	B C	N C	B K	D S
	S R	A A	O E	r o	a h
	T S	L S	U N	i v	l u
	E	L T	T T	a a	e g
	R	O	A	n c	a
	E	T	G	i	r
	D	S	E	k	s
10 PRECINCTS					
0034 Oshtemo 4	1875	431	22.99	28	107
0035 Oshtemo 5	1840	165	8.97	11	39
0037 Oshtemo 7	1681	294	17.49	13	89
0038 Oshtemo 8	1198	172	14.36	16	48
0054 Texas 1	2014	265	13.16	46	119
0055 Texas 2	1928	412	21.37	75	207
0056 Texas 3	1786	257	14.39	30	91
0057 Texas 4	2452	275	11.22	25	109
0058 Texas 5	2480	379	15.28	70	148
0059 Texas 6	2227	374	16.79	54	178
GRAND TOTALS	19481	3024	15.52	368	1135

DISTRICT CANVASS

STATE PRIMARY ELECTION
KALAMAZOO COUNTY, MICHIGAN
AUGUST 2, 2016
Republican

PRINTED 08/05/16, 11:08 AM

PAGE 021.021.01

	R V		T P	COUNTY COMMISSIONER 10TH DIST.
	E O		U E	
	G T		R R	J W
	I E	B C	N C	e h
	S R	A A	O E	r i
	T S	L S	U N	r t
	E	L T	T T	y a
	R	O	A	k
	E	T	G	e
	D	S	E	r
9 PRECINCTS				
0090 Portage City 1	1687	194	11.50	66
0097 Portage City 8	1815	299	16.47	108
0098 Portage City 9	1490	214	14.36	79
0099 Portage City 10	2129	254	11.93	83
0100 Portage City 11	2022	180	8.90	52
0102 Portage City 13	2632	330	12.54	117
0103 Portage City 14	1688	228	13.51	69
0105 Portage City 16	2392	226	9.45	79
0107 Portage City 18	1672	191	11.42	71
GRAND TOTALS	17527	2116	12.07	724

DISTRICT CANVASS

STATE PRIMARY ELECTION
KALAMAZOO COUNTY, MICHIGAN
AUGUST 2, 2016
Republican

PRINTED 08/05/16, 11:08 AM

PAGE 022.022.01

	R V		T P	COUNTY COMMISSIONER 11TH DIST.
	E O		U E	
	G T		R R	
	I E	B C	N C	
	S R	A A	O E	S M
	T S	L S	U N	c c
	E	L T	T T	o G
	R	O	A	t r
	E	T	G	t a
	D	S	E	w
9 PRECINCTS				
0092 Portage City 3	1933	250	12.93	97
0093 Portage City 4	1567	201	12.83	81
0094 Portage City 5	1572	169	10.75	67
0095 Portage City 6	1914	205	10.71	76
0096 Portage City 7	2861	265	9.26	91
0101 Portage City 12	2116	418	19.75	168
0104 Portage City 15	1843	220	11.94	58
0106 Portage City 17	1805	330	18.28	122
0108 Portage City 19	1854	211	11.38	65
GRAND TOTALS	17465	2269	12.99	825

DISTRICT CANVASS

STATE PRIMARY ELECTION
KALAMAZOO COUNTY, MICHIGAN
AUGUST 2, 2016
Republican

PRINTED 08/05/16, 11:08 AM

PAGE 023.026.01

				SUPERVISOR ALAMO TOWNSHIP		CLERK ALAMO TOWNSHIP	TREASURER ALAMO TOWNSHIP		TRUSTEE ALAMO TOWNSHIP 2 TO BE ELECTED		
	R V E O G T I E S R T S E R E D	B C A A L S L T O S	T P U E R R N C O E U N T T A G E	L C o o u n t i	T H o y n e y t	L E a n u d r r a e s	S E P t . o e d p e h w e e n l l	M E S a . t r o y n e b u r n e r	N C e o w v t a u l t	J K J o e r h n . n n e d y .	G V a a i n l d e r W e l e
2 PRECINCTS											
0001 Alamo 1	1149	382	33.25	101	216	248	47	251	125	210	189
0002 Alamo 2	1908	460	24.11	107	256	288	45	307	112	252	257
GRAND TOTALS	3057	842	27.54	208	472	536	92	558	237	462	446

DISTRICT CANVASS

STATE PRIMARY ELECTION
KALAMAZOD COUNTY, MICHIGAN
AUGUST 2, 2016
Republican

PRINTED 08/05/16, 11:08 AM

PAGE 027.030.01

	R V E O G T I E S R T S E R E D	B C A A L S L T O T S	T P U E R R N C O E U N T T A G E	SUPERVISOR BRADY TOWNSHIP	CLERK BRADY TOWNSHIP	TREASURER BRADY TOWNSHIP	TRUSTEE BRADY TOWNSHIP 2 TO BE ELECTED			
				R S a m n i d t y h	T L r o a c c e y y	M A a l l l i g a a i e r	M C i r c a h w e f l o l r e d	J J F e . e n a n s i e f l e	J M o e h y n e r	S A O h . s e w r a y l l t
2 PRECINCTS										
0003 Brady 1	1775	319	17.97	170	178	170	123	28	119	89
0004 Brady 2	1452	242	16.67	145	152	150	88	27	74	89
GRAND TOTALS	3227	561	17.38	315	330	320	211	55	193	178

DISTRICT CANVASS

STATE PRIMARY ELECTION
KALAMAZOO COUNTY, MICHIGAN
AUGUST 2, 2016
Republican

PRINTED 08/05/16, 11:08 AM

PAGE 031.034.01

	R V E O G T I E S R T S E R E D	B C A A L S L T O T S	T P U E R R N C O E U N T T A G E	SUPERVISOR CHARLESTON TOWNSHIP J V R e a o r n e r d s y e t r	CLERK CHARLESTON TOWNSHIP L K i r n a d m a e r	TREASURER CHARLESTON TOWNSHIP B S r c e h n u d g a	TRUSTEE CHARLESTON TOWNSHIP 2 TO BE ELECTED D B o a n l k e m a	A E S r . a t m h s u o r n
1 PRECINCTS								
0005 Charleston 1	1468	218	14.85	103	116	117	109	83
GRAND TOTALS	1468	218	14.85	103	116	117	109	83

DISTRICT CANVASS

STATE PRIMARY ELECTION
KALAMAZOO COUNTY, MICHIGAN
AUGUST 2, 2016
Republican

PRINTED 08/05/16, 11:08 AM

PAGE 035.038.01

				SUPERVISOR CLIMAX TOWNSHIP	CLERK CLIMAX TOWNSHIP	TREASURER CLIMAX TOWNSHIP	TRUSTEE CLIMAX TOWNSHIP 2 TO BE ELECTED
	R V E O G T I E S R T S E R E D	B C A A L S L T O T S	T P U E R R N C O E U N T T A G E	T P r i e p n e t r	M L a e r w c i i s a	S W t a e l v m e a n n	R M T i . h c i h e a r r j o m e o l s
1 PRECINCTS							
0006 Climax 1	1739	219	12.59	104	103	103	81 93
GRAND TOTALS	1739	219	12.59	104	103	103	81 93

STATE PRIMARY ELECTION
KALAMAZOO COUNTY, MICHIGAN
AUGUST 2, 2016
Republican

PRINTED 08/05/16, 11:08 AM

PAGE 039.042.01

				SUPERVISOR COMSTOCK CHARTER TOWNSHIP		CLERK COMSTOCK CHARTER TOWNSHIP	TRUSTEE COMSTOCK CHARTER TOWNSHIP 4 TO BE ELECTED				
	R V E O G T I E S R T S E R E D	B C A A L S L T O T S	T P U E R R N C O E U N T T A G E	S B a l n o d o r m a f i e l d	L W i h s i a t e	M M i o c h h n e e l y l e	J T A e . m r o r s y	A A r u t s t i n	R B a e n i d s y t e r	T G M e . c r I r v y e r	C S l h y e d r e w o d I I I
8 PRECINCTS											
0007 Comstock 1	1938	307	15.84	77	51	114	82	76	80	70	67
0008 Comstock 2	1663	256	15.39	74	43	99	90	75	75	66	73
0009 Comstock 3	947	121	12.78	32	23	45	31	38	31	33	47
0010 Comstock 4	1385	187	13.50	46	21	66	52	44	52	50	32
0011 Comstock 5	1250	258	20.64	98	53	126	100	88	101	54	72
0012 Comstock 6	1772	372	20.99	87	53	127	95	93	91	103	89
0013 Comstock 7	1002	85	8.48	19	4	22	12	17	16	14	13
0014 Comstock 8	1430	341	23.85	98	49	134	95	80	92	118	100
GRAND TOTALS	11387	1927	16.92	531	297	733	557	511	538	508	493

DISTRICT CANVASS

STATE PRIMARY ELECTION
KALAMAZOO COUNTY, MICHIGAN
AUGUST 2, 2016
Republican

PRINTED 08/05/16, 11:08 AM

PAGE 043.043.01

	R V		T P	PARKS & RECREATION COMM COMSTOCK TWP.
	E O		U E	5 TO BE ELECTED
	G T		R R	
	I E	B C	N C	
	S R	A A	O E	J J
	T S	L S	U N	u o
	E	L T	T T	d l
	R	O	A	i i
	E	T	G	t n
	D	S	E	h g
8 PRECINCTS				
0007 Comstock 1	1938	307	15.84	114
0008 Comstock 2	1663	256	15.39	103
0009 Comstock 3	947	121	12.78	44
0010 Comstock 4	1385	187	13.50	67
0011 Comstock 5	1250	258	20.64	116
0012 Comstock 6	1772	372	20.99	130
0013 Comstock 7	1002	85	8.48	22
0014 Comstock 8	1430	341	23.85	133
GRAND TOTALS	11387	1927	16.92	729

DISTRICT CANVASS

STATE PRIMARY ELECTION
KALAMAZOO COUNTY, MICHIGAN
AUGUST 2, 2016
Republican

PRINTED 08/05/16, 11:08 AM

PAGE 044.046.01

	R V E O G T I E S R T S E R E D	B C A A L S L T O T S	T P U E R R N C O E U N T T A G E	SUPERVISOR COOPER CHARTER TOWNSHIP	CLERK COOPER CHARTER TOWNSHIP	TREASURER COOPER CHARTER TOWNSHIP
5 PRECINCTS				R E R J S i . a f r c k f e h o n a w s r e d n	D J e a A n n s n s a e n	C S D a . e r H o a l a n
0015 Cooper 1	1054	254	24.10	94	81	139
0016 Cooper 2	1244	366	29.42	48	201	201
0017 Cooper 3	2522	515	20.42	75	208	226
0018 Cooper 4	2253	556	24.68	126	263	335
0019 Cooper 5	609	55	9.03	5	12	16
GRAND TOTALS	7682	1746	22.73	348	765	917

PRINTED 08/05/16, 11:08 AM

PAGE 047.047.01

				TRUSTEE COOPER CHARTER TOWNSHIP 4 TO BE ELECTED						F J J r . r e . d V l i e t s t r a .
5 PRECINCTS	R V E O G T I E S R T S E R E D	B C A A L S L T O T S	T P U E R R N C O E U N T T A G E	R 8 o r b i c k e r	B B r u e i n s d k a o o l	J F i r m e d e r i c k	M R a o r w c l s o n	R E S o . c h b e i r t d e l		
0015 Cooper 1	1054	254	24.10	77	83	61	62	94	100	
0016 Cooper 2	1244	366	29.42	78	142	134	70	119	157	
0017 Cooper 3	2522	515	20.42	91	161	176	87	131	168	
0018 Cooper 4	2253	556	24.68	159	242	150	115	225	296	
0019 Cooper 5	609	55	9.03	9	11	7	7	9	9	
GRAND TOTALS	7682	1746	22.73	414	639	528	341	578	730	

	SUPERVISOR OSHTEMO CHARTER TOWNSHIP			TRUSTEE OSHTEMO CHARTER TOWNSHIP 4 TO BE ELECTED
	R V E O G T I E S R T S E R E D	B C A A L S L T O T S	T P U E R R N C O E U N T T A G E	J A N o n i h t e n o u n w e n h u i s
10 PRECINCTS				T T C h . o e r m a i k i s
0031 Oshtemo 1	1219	249	20.43	111
0032 Oshtemo 2	2373	379	15.97	138
0033 Oshtemo 3	1465	401	27.37	109
0034 Oshtemo 4	1875	431	22.99	111
0035 Oshtemo 5	1840	165	8.97	46
0036 Oshtemo 6	1659	328	19.77	105
0037 Oshtemo 7	1681	294	17.49	90
0038 Oshtemo 8	1198	172	14.36	57
0039 Oshtemo 9	2424	306	12.62	71
0040 Oshtemo 10	821	145	17.66	44
GRAND TOTALS	16555	2870	17.34	882

DISTRICT CANVASS

STATE PRIMARY ELECTION
KALAMAZOO COUNTY, MICHIGAN
AUGUST 2, 2016
Republican

PRINTED 08/05/16, 11:08 AM

PAGE 056.059.01

				SUPERVISOR PAVILION TOWNSHIP		CLERK PAVILION TOWNSHIP	TREASURER PAVILION TOWNSHIP	TRUSTEE PAVILION TOWNSHIP 2 TO BE ELECTED	
	R V E O G T I E S R T S E R E D	B C A A L S L T O T S	T P U E R R N C O E U N T T A G E	C R a a r n l d l e s	P W a h t i r t i e c k	K E S a m i r i e e l g n y w a r t	R F o r b o y b n e r g	R B u l t a h k e	G T r h e o g m o a r s y
3 PRECINCTS									
0041 Pavilion 1	1953	304	15.57	35	127	148	143	118	130
0042 Pavilion 2	1073	181	16.87	22	83	92	90	70	68
0043 Pavilion 3	1598	139	8.70	15	58	67	65	47	54
GRAND TOTALS	4624	624	13.49	72	268	307	298	235	252

DISTRICT CANVASS

STATE PRIMARY ELECTION
KALAMAZOO COUNTY, MICHIGAN
AUGUST 2, 2016
Republican

PRINTED 08/05/16, 11:08 AM

PAGE 060.063.01

	R V E O G T I E S R T S E R E D	B C A A L S L T O T S	T P U E R R N C O E U N T T A G E	SUPERVISOR PRAIRIE RONDE TOWNSHIP T L J h . r o . m S a w s i a t .	CLERK PRAIRIE RONDE TOWNSHIP T O C h . o e o r k e s a	TREASURER PRAIRIE RONDE TOWNSHIP M A V a . e r r y H a g e	TRUSTEE PRAIRIE RONDE TOWNSHIP 2 TO BE ELECTED J M C o . h h a n p i n	M T i o k m e l i n s o n
1 PRECINCTS								
0044 Prairie Ronde 1	1772	352	19.86	154	167	178	150	149
GRAND TOTALS	1772	352	19.86	154	167	178	150	149

DISTRICT CANVASS

STATE PRIMARY ELECTION
KALAMAZOO COUNTY, MICHIGAN
AUGUST 2, 2016
Republican

PRINTED 08/05/16, 11:08 AM

PAGE 064.066.01

	R V E O G T I E S R T S E R E D	B C A A L S L T O T S	T P U E R R N C O E U N T T A G E	SUPERVISOR RICHLAND TOWNSHIP			CLERK RICHLAND TOWNSHIP	TREASURER RICHLAND TOWNSHIP
				J K B e . y a r n n n e i e	T C o h m a l k e r	L H y a s r a m n a n e	D L e a s D i u r k e e e	M D a r r o s u h i a n
3 PRECINCTS								
0045 Richland 1	2175	503	23.13	53	133	139	285	266
0046 Richland 2	1550	311	20.06	32	80	106	167	167
0047 Richland 3	2318	405	17.47	25	86	99	182	182
GRAND TOTALS	6043	1219	20.17	110	299	344	634	615

DISTRICT CANVASS

STATE PRIMARY ELECTION
KALAMAZOO COUNTY, MICHIGAN
AUGUST 2, 2016
Republican

PRINTED 08/05/16, 11:08 AM

PAGE 067.067.01

				TRUSTEE RICHLAND TOWNSHIP 4 TO BE ELECTED				
	R V E O G T I E S R T S E R E D	B C A A L S L T O T S	T P U E R R N C O E U N T T A G E	L E o l y d a r l i d g e I I I	P J F a . o u u l s t	J L K o . a s y e w p o h o d	B P e r a i r e s t	D W a e v n i d d z e l
3 PRECINCTS								
0045 Richland 1	2175	503	23.13	196	184	159	157	279
0046 Richland 2	1550	311	20.06	140	108	87	95	171
0047 Richland 3	2318	405	17.47	121	107	113	107	163
GRAND TOTALS	6043	1219	20.17	457	399	359	359	613

DISTRICT CANVASS

STATE PRIMARY ELECTION
 KALAMAZOO COUNTY, MICHIGAN
 AUGUST 2, 2016
 Republican

PRINTED 08/05/16, 11:08 AM

PAGE 068.071.01

	R V E O G T I E S R T S E R E D	B C A A L S L T D S	T P U E R R N C O E U N T T A G E	SUPERVIS OR ROSS TOWNSHIP	CLERK ROSS TOWNSHIP	TREASURE R ROSS TOWNSHIP	TRUSTEE ROSS TOWNSHIP 4 TO BE ELECTED				
2 PRECINCTS				P A D a . y u k l s t r a	M L M o . a n r i k c i a l i e	C G y e n n t u h n i g a	R 8 o l b a b i n	S D i u d r h a m	R K i i c n h g a r d	D D L i . a a n n g a s h a w	J S o c n o t t
0048 Ross 1	2073	374	18.04	202	201	204	119	112	138	164	147
0049 Ross 2	2012	439	21.82	244	242	239	118	167	181	176	181
GRAND TOTALS	4085	813	19.90	446	443	443	237	279	319	340	328

DISTRICT CANVASS

STATE PRIMARY ELECTION
KALAMAZOO COUNTY, MICHIGAN
AUGUST 2, 2016
Republican

PRINTED 08/05/16, 11:08 AM

PAGE 072.074.01

	R V E O G T I E S R T S E R E D	B C A A L S L T D S	T P U E R R N C O E U N T T A G E	SUPERVISOR SCHOOLCRAFT TOWNSHIP			CLERK SCHOOLCRAFT TOWNSHIP		TREASURER SCHOOLCRAFT TOWNSHIP
				C J A u . l r l t e i n s	T M r c a M c i y l l a n d	D K U o . l n s a h l a l d	V M i o r n g g i r n e i i a g	D V e l b i o e r k a h	T A S e . c r o e t s t a
4 PRECINCTS									
0050 Schoolcraft 1	1694	292	17.24	25	51	115	90	105	158
0051 Schoolcraft 2	1120	223	19.91	18	58	70	82	64	124
0052 Schoolcraft 3	2562	364	14.21	33	61	167	114	143	207
0053 Schoolcraft 4	1194	289	24.20	29	67	117	121	94	188
GRAND TOTALS	6570	1168	17.78	105	237	469	407	406	677

DISTRICT CANVASS

STATE PRIMARY ELECTION
KALAMAZOO COUNTY, MICHIGAN
AUGUST 2, 2016
Republican

PRINTED 08/05/16, 11:08 AM

PAGE 075.075.01

				TRUSTEE SCHOOLCRAFT TOWNSHIP 2 TO BE ELECTED	
	R V		T P	G F	K H
	E O		U E	r e	e o
	G T		R R	e l	n v
	I E	B C	N C	g d	e
	S R	A A	O E	m	n
	T S	L S	U N	e	k
	E	L T	T T	i	a
	R	O	A	e	m
	E	T	G	r	p
	D	S	E		
4 PRECINCTS					
0050 Schoolcraft 1	1694	292	17.24	120	143
0051 Schoolcraft 2	1120	223	19.91	87	91
0052 Schoolcraft 3	2562	364	14.21	151	175
0053 Schoolcraft 4	1194	289	24.20	143	156
GRAND TOTALS	6570	1168	17.78	501	565

DISTRICT CANVASS

STATE PRIMARY ELECTION
KALAMAZOO COUNTY, MICHIGAN
AUGUST 2, 2016
Republican

PRINTED 08/05/16, 11:08 AM

PAGE 076.078.01

	R V E O G T I E S R T S E R E D	B C A A L S L T O T S	T P U E R R N C O E U N T T A G E	SUPERVISOR TEXAS CHARTER TOWNSHIP	CLERK TEXAS CHARTER TOWNSHIP	TREASURER TEXAS CHARTER TOWNSHIP	
				J H o i h n n k l e	J V R e a o f n e f d s e t r	P V C a . u u t l t i n g	T R r o i b s e h r t s
6 PRECINCTS							
0054 Texas 1	2014	265	13.16	117	66	160	88 94
0055 Texas 2	1928	412	21.37	162	129	256	154 147
0056 Texas 3	1786	257	14.39	78	46	115	72 55
0057 Texas 4	2452	275	11.22	71	70	117	67 82
0058 Texas 5	2480	379	15.28	105	118	203	104 124
0059 Texas 6	2227	374	16.79	156	93	215	135 118
GRAND TOTALS	12887	1962	15.22	689	522	1066	620 620

				TRUSTEE TEXAS CHARTER TOWNSHIP 4 TO BE ELECTED					
	R V E O G T I E S R T S E R E D	B C A A L S L T O T S	T P U E R R N C O E U N T T A G E	D D 8 o . o n v a e l n d	T B i r m o w n	C D a i t B h i e a r g i g n i e o	N L i o c e h k o s l a s	H M a a b n i d b w e e	W M e a n z d e y r
6 PRECINCTS									
0054 Texas 1	2014	265	13.16	91	112	77	105	56	119
0055 Texas 2	1928	412	21.37	180	189	113	133	110	195
0056 Texas 3	1786	257	14.39	78	84	67	54	34	92
0057 Texas 4	2452	275	11.22	62	106	70	66	54	108
0058 Texas 5	2480	379	15.28	116	169	90	94	57	153
0059 Texas 6	2227	374	16.79	142	154	133	125	81	174
GRAND TOTALS	12887	1962	15.22	669	814	550	577	392	841

DISTRICT CANVASS

STATE PRIMARY ELECTION
KALAMAZOO COUNTY, MICHIGAN
AUGUST 2, 2016
Republican

PRINTED 08/05/16, 11:08 AM

PAGE 080.083.01

	R V E O G T I E S R T S E R E D	B C A A L S L T O T S	T P U E R R N C O E U N T T A G E	SUPERVISOR WAKESHMA TOWNSHIP	CLERK WAKESHMA TOWNSHIP	TREASURER WAKESHMA TOWNSHIP	TRUSTEE WAKESHMA TOWNSHIP 2 TO 8E ELECTED	
1 PRECINCTS				J G a a s t o l n i n	S R F h . r a i w t n z	L M e u a n n n n e	T 8 r e e n v n o e r t t	B T a h r o b l a e r a
0060 Wakeshma 1	958	130	13.57	68	67	68	62 56	
GRAND TOTALS	958	130	13.57	68	67	68	62 56	

DISTRICT CANVASS

STATE PRIMARY ELECTION
KALAMAZOO COUNTY, MICHIGAN
AUGUST 2, 2016
Democratic

PRINTED 08/05/16, 11:08 AM

PAGE 089.092.01

	PROSECUTING ATTORNEY			SHERIFF			CLERK & REGISTER OF DEEDS			TREASURER		
	R V E O G T I E S R T S E R E D	B C A A L S L T O T S	T P U E R R N C O E U N T T A G E	J S G e . e f t f t r i e n y g	E D P . o a r y p n h e i n e	R C F i . u c l h l a e r r d I I I	T S h w o a m f a f s o r d	J P T o a a h t y n r l i o c r k	J H J a . a m c e k s s o n	S S S u a a n u h r u y a		
108 PRECINCTS												
0001 Alamo 1	1149	382	33.25	36	7	37	4	34	17	18		
0002 Alamo 2	1908	460	24.11	46	11	45	12	45	30	18		
0003 Brady 1	1775	319	17.97	59	17	57	17	55	43	22		
0004 Brady 2	1452	242	16.67	43	9	35	18	39	20	20		
0005 Charleston 1	1468	218	14.85	60	13	57	20	46	31	20		
0006 Climax 1	1739	219	12.59	49	20	50	24	52	36	24		
0007 Comstock 1	1938	307	15.84	108	23	95	42	110	78	41		
0008 Comstock 2	1663	256	15.39	74	31	84	22	84	47	40		
0009 Comstock 3	947	121	12.78	35	15	36	13	40	28	12		
0010 Comstock 4	1385	187	13.50	53	31	61	22	57	23	44		
0011 Comstock 5	1250	258	20.64	45	19	51	18	54	42	15		
0012 Comstock 6	1772	372	20.99	110	43	120	30	131	76	60		
0013 Comstock 7	1002	85	8.48	29	24	44	7	47	24	24		
0014 Comstock 8	1430	341	23.85	93	41	96	35	105	66	50		
0015 Cooper 1	1054	254	24.10	39	15	43	14	39	26	22		
0016 Cooper 2	1244	366	29.42	69	21	69	20	65	34	36		
0017 Cooper 3	2522	515	20.42	127	38	129	33	136	96	56		
0018 Cooper 4	2253	556	24.68	79	34	75	34	90	37	58		
0019 Cooper 5	609	55	9.03	19	10	22	9	28	15	13		
0020 Kalamazoo Twp 1	693	37	5.34	19	7	16	11	22	12	11		
0021 Kalamazoo Twp 2	1613	111	6.88	42	37	58	22	66	38	28		
0022 Kalamazoo Twp 3	2665	460	17.26	188	98	228	59	239	107	139		
0023 Kalamazoo Twp 4	954	133	13.94	58	49	90	16	86	41	51		
0024 Kalamazoo Twp 5	2101	229	10.90	111	58	142	25	124	59	72		
0025 Kalamazoo Twp 7	1295	267	20.62	132	63	170	23	157	68	97		
0026 Kalamazoo Twp 8	657	100	15.22	44	30	50	20	58	35	28		
0027 Kalamazoo Twp 9	2321	385	16.59	136	83	169	54	182	118	80		
0028 Kalamazoo Twp 10	2009	173	8.61	52	75	88	36	107	59	56		
0029 Kalamazoo Twp 11	1312	123	9.38	53	41	66	30	86	56	33		
0030 Kalamazoo Twp 12	2264	166	7.33	62	59	83	40	104	46	59		
0031 Oshtemo 1	1219	249	20.43	76	28	80	20	80	47	40		
0032 Oshtemo 2	2373	379	15.97	136	46	140	46	148	64	84		
0033 Oshtemo 3	1465	401	27.37	157	72	191	42	197	94	102		
0034 Oshtemo 4	1875	431	22.99	171	79	181	68	210	115	107		
0035 Oshtemo 5	1840	165	8.97	42	55	66	31	92	45	43		
0036 Oshtemo 6	1659	328	19.77	124	47	130	41	151	78	72		
0037 Oshtemo 7	1681	294	17.49	95	53	107	37	126	79	56		
0038 Oshtemo 8	1198	172	14.36	45	36	60	21	76	30	44		
0039 Oshtemo 9	2424	306	12.62	126	55	134	34	153	82	69		
0040 Oshtemo 10	821	145	17.66	54	22	70	9	65	41	28		
0041 Pavilion 1	1953	304	15.57	70	19	54	39	67	39	35		
0042 Pavilion 2	1073	181	16.87	33	20	36	18	47	27	20		
0043 Pavilion 3	1598	139	8.70	35	16	37	15	41	23	19		
0044 Prairie Ronde 1	1772	352	19.86	73	29	68	39	75	43	38		
0045 Richland 1	2175	503	23.13	94	27	82	44	102	62	41		
0046 Richland 2	1550	311	20.06	48	16	43	20	47	21	28		
0047 Richland 3	2318	405	17.47	101	29	96	34	107	67	42		

DISTRICT CANVASS

STATE PRIMARY ELECTION
KALAMAZOO COUNTY, MICHIGAN
AUGUST 2, 2016
Democratic

PRINTED 08/05/16, 11:08 AM

PAGE 089.092.02

	PROSECUTING ATTORNEY			SHERIFF			CLERK & REGISTER OF DEEDS			TREASURER		
	R V E O G T I E S R T S E R E O	B C A A L S L T O T S	T P U E R R N C O E U N T T A G E	J S G e . e f t f t r i e n y g	E D P . o a r y p n h e i n e	R C F i . u c l h l r r I I I	T S h w o a m f a f s o r d	J P T o a a h t y n r l i o c r k	J H J a . a m c e k s s o n	S S S u a a n u h r u y a		
10B PRECINCTS												
0048 Ross 1	2073	374	18.04	70	21	63	32	85	44	41		
0049 Ross 2	2012	439	21.82	92	32	91	32	100	47	55		
0050 Schoolcraft 1	1694	292	17.24	41	12	38	16	46	26	23		
0051 Schoolcraft 2	1120	223	19.91	40	4	32	12	36	25	10		
0052 Schoolcraft 3	2562	364	14.21	53	12	34	32	57	27	30		
0053 Schoolcraft 4	1194	289	24.20	39	5	34	11	36	21	13		
0054 Texas 1	2014	265	13.16	42	19	44	16	43	29	26		
0055 Texas 2	1928	412	21.37	43	21	48	14	56	28	27		
0056 Texas 3	1786	257	14.39	70	32	80	19	90	44	45		
0057 Texas 4	2452	275	11.22	76	25	72	21	83	45	46		
0058 Texas 5	2480	379	15.28	57	26	60	24	72	34	41		
0059 Texas 6	2227	374	16.79	59	16	51	22	58	32	28		
0060 Wakeshma 1	958	130	13.57	25	5	16	22	21	16	8		
0061 Galesburg City 1	1390	130	9.35	28	10	32	5	31	22	11		
0062 Kalamazoo City 1	1643	189	11.50	72	77	109	37	135	58	87		
0063 Kalamazoo City 2	2439	90	3.69	45	25	55	12	63	17	49		
0064 Kalamazoo City 3	1920	167	8.70	59	88	91	45	123	38	98		
0065 Kalamazoo City 4	1492	24	1.61	7	13	9	11	19	6	14		
0066 Kalamazoo City 5	2433	258	10.60	117	72	155	36	159	60	105		
0067 Kalamazoo City 6	1719	291	16.93	121	70	161	29	158	86	81		
0068 Kalamazoo City 7	2391	206	8.62	74	105	131	42	150	49	113		
0069 Kalamazoo City 8	1948	199	10.22	57	126	126	52	160	91	74		
0070 Kalamazoo City 9	1928	203	10.53	49	148	141	40	155	84	90		
0071 Kalamazoo City 10	2339	339	14.49	128	100	166	50	185	113	75		
0072 Kalamazoo City 11	1689	166	9.83	45	105	99	48	128	83	57		
0073 Kalamazoo City 12	1771	350	19.76	195	51	216	31	213	100	126		
0074 Kalamazoo City 13	1565	95	6.07	29	46	50	24	61	34	32		
0075 Kalamazoo City 14	1520	126	8.29	39	50	67	21	79	45	38		
0076 Kalamazoo City 15	2141	184	8.59	70	84	106	42	136	76	68		
0077 Kalamazoo City 16	1873	273	14.58	118	64	149	29	162	80	86		
0078 Kalamazoo City 17	1738	213	12.26	70	56	90	33	112	58	60		
0079 Kalamazoo City 18	1681	180	10.71	86	47	99	34	113	63	57		
0080 Kalamazoo City 19	2469	194	7.86	77	47	98	27	111	59	55		
0081 Kalamazoo City 20	2131	437	20.51	238	95	260	63	285	111	187		
0082 Kalamazoo City 21	1271	317	24.94	167	56	171	42	177	48	144		
0083 Kalamazoo City 22	2236	364	16.28	178	73	203	39	201	85	130		
0084 Kalamazoo City 23	1237	185	14.96	59	47	78	32	93	43	55		
0085 Kalamazoo City 24	1108	189	17.06	82	59	114	26	117	46	86		
0086 Kalamazoo City 25	1418	331	23.34	145	78	169	46	176	52	142		
0087 Kalamazoo City 26	1674	358	21.39	197	71	211	51	225	120	112		
0088 Kalamazoo City 27	1403	125	8.91	47	71	77	33	100	35	72		
0089 Parchment City 1	1432	178	12.43	83	21	85	23	83	39	46		
0090 Portage City 1	1687	194	11.50	58	42	71	28	86	41	53		
0091 Portage City 2	1801	103	5.72	40	22	50	11	56	35	22		
0092 Portage City 3	1933	250	12.93	89	28	91	25	99	60	45		
0093 Portage City 4	1567	201	12.83	79	15	85	10	69	47	30		
0094 Portage City 5	1572	169	10.75	59	12	52	19	64	34	35		

DISTRICT CANVASS

STATE PRIMARY ELECTION
KALAMAZOO COUNTY, MICHIGAN
AUGUST 2, 2016
Democratic

PRINTED 08/05/16, 11:08 AM

PAGE 089.092.03

				PROSECUTING ATTORNEY		SHERIFF		CLERK & REGISTER OF DEEDS	TREASURER	
	R V E O G T I E S R T S E R E D	B C A A L S L T O T S	T P U E R R N C O E U N T T A G E	J S G e . e f t f t r i e n y g	E D P . o a r y p n h e i n e	R C F i . u c l h l a e r r d I I I	T S h w o a m f a f s o r d	J P T o a a h t y n r l i o c r k	J H J a . a m c e k s o n	S S S u a a n r u y a
108 PRECINCTS										
0095 Portage City 6	1914	205	10.71	76	26	76	27	82	47	42
0096 Portage City 7	2861	265	9.26	103	41	110	30	115	55	67
0097 Portage City 8	1815	299	16.47	109	41	131	17	125	58	74
0098 Portage City 9	1490	214	14.36	63	46	79	31	87	42	53
0099 Portage City 10	2129	254	11.93	88	25	92	21	86	42	51
0100 Portage City 11	2022	180	8.90	64	43	81	27	90	48	45
0101 Portage City 12	2116	418	19.75	136	38	144	28	132	78	64
0102 Portage City 13	2632	330	12.54	125	38	128	29	133	63	72
0103 Portage City 14	1688	228	13.51	83	48	99	33	110	52	67
0104 Portage City 15	1843	220	11.94	80	47	92	38	113	45	68
0105 Portage City 16	2392	226	9.45	96	23	83	36	97	59	49
0106 Portage City 17	1805	330	18.28	118	33	129	20	108	61	56
0107 Portage City 18	1672	191	11.42	64	30	75	22	84	48	37
0108 Portage City 19	1854	211	11.38	90	28	91	28	95	47	51
GRAND TOTALS	188730	27684	14.67	8559	4482	9881	3044	10796	5546	5839

DISTRICT CANVASS

STATE PRIMARY ELECTION
KALAMAZOO COUNTY, MICHIGAN
AUGUST 2, 2016
Democratic

PRINTED 08/05/16, 11:08 AM

PAGE 093.093.01

	R V E O G T I E S R T S E R E D	B C A A L S L T O T S	T P U E R R N C O E U N T T A G E	DRAIN COMMISSIONER P A C a . r t o r S w i . l c e i y a
108 PRECINCTS				
0001 Alamo 1	1149	382	33.25	40
0002 Alamo 2	1908	460	24.11	45
0003 Brady 1	1775	319	17.97	61
0004 Brady 2	1452	242	16.67	37
0005 Charleston 1	1468	218	14.85	47
0006 Climax 1	1739	219	12.59	56
0007 Comstock 1	1938	307	15.84	110
0008 Comstock 2	1663	256	15.39	85
0009 Comstock 3	947	121	12.78	42
0010 Comstock 4	1385	187	13.50	63
0011 Comstock 5	1250	258	20.64	56
0012 Comstock 6	1772	372	20.99	135
0013 Comstock 7	1002	85	8.48	48
0014 Comstock 8	1430	341	23.85	109
0015 Cooper 1	1054	254	24.10	46
0016 Cooper 2	1244	366	29.42	66
0017 Cooper 3	2522	515	20.42	139
0018 Cooper 4	2253	556	24.68	89
0019 Cooper 5	609	55	9.03	29
0020 Kalamazoo Twp 1	693	37	5.34	24
0021 Kalamazoo Twp 2	1613	111	6.88	67
0022 Kalamazoo Twp 3	2665	460	17.26	246
0023 Kalamazoo Twp 4	954	133	13.94	91
0024 Kalamazoo Twp 5	2101	229	10.90	129
0025 Kalamazoo Twp 7	1295	267	20.62	167
0026 Kalamazoo Twp 8	657	100	15.22	61
0027 Kalamazoo Twp 9	2321	385	16.59	185
0028 Kalamazoo Twp 10	2009	173	8.61	114
0029 Kalamazoo Twp 11	1312	123	9.38	88
0030 Kalamazoo Twp 12	2264	166	7.33	108
0031 Oshtemo 1	1219	249	20.43	84
0032 Oshtemo 2	2373	379	15.97	153
0033 Oshtemo 3	1465	401	27.37	194
0034 Oshtemo 4	1875	431	22.99	221
0035 Oshtemo 5	1840	165	8.97	92
0036 Oshtemo 6	1659	328	19.77	150
0037 Oshtemo 7	1681	294	17.49	128
0038 Oshtemo 8	1198	172	14.36	77
0039 Oshtemo 9	2424	306	12.62	151
0040 Oshtemo 10	821	145	17.66	63
0041 Pavilion 1	1953	304	15.57	72
0042 Pavilion 2	1073	181	16.87	50
0043 Pavilion 3	1598	139	8.70	42
0044 Prairie Ronde 1	1772	352	19.86	74
0045 Richland 1	2175	503	23.13	105
0046 Richland 2	1550	311	20.06	50
0047 Richland 3	2318	405	17.47	111
0048 Ross 1	2073	374	18.04	81
0049 Ross 2	2012	439	21.82	105

DISTRICT CANVASS

STATE PRIMARY ELECTION
KALAMAZOD COUNTY, MICHIGAN
AUGUST 2, 2016
Democratic

PRINTED 08/05/16, 11:08 AM

PAGE 093.093.02

	R V		T P	DRAIN COMMISSIONER
	E O		U E	
	G T		R R	P A C
	I E	B C	N C	a . r
	S R	A A	O E	t o
	T S	L S	U N	r S w
	E	L T	T T	i . l
	R	O	A	c e
	E	T	G	i y
	D	S	E	a
108 PRECINCTS				
0050 Schoolcraft 1	1694	292	17.24	47
0051 Schoolcraft 2	1120	223	19.91	36
0052 Schoolcraft 3	2562	364	14.21	59
0053 Schoolcraft 4	1194	289	24.20	38
0054 Texas 1	2014	265	13.16	45
0055 Texas 2	1928	412	21.37	59
0056 Texas 3	1786	257	14.39	93
0057 Texas 4	2452	275	11.22	84
0058 Texas 5	2480	379	15.28	75
0059 Texas 6	2227	374	16.79	59
0060 Wakeshma 1	958	130	13.57	23
0061 Galesburg City 1	1390	130	9.35	32
0062 Kalamazoo City 1	1643	189	11.50	135
0063 Kalamazoo City 2	2439	90	3.69	63
0064 Kalamazoo City 3	1920	167	8.70	124
0065 Kalamazoo City 4	1492	24	1.61	19
0066 Kalamazoo City 5	2433	258	10.60	161
0067 Kalamazoo City 6	1719	291	16.93	158
0068 Kalamazoo City 7	2391	206	8.62	160
0069 Kalamazoo City 8	1948	199	10.22	159
0070 Kalamazoo City 9	1928	203	10.53	158
0071 Kalamazoo City 10	2339	339	14.49	195
0072 Kalamazoo City 11	1689	166	9.83	134
0073 Kalamazoo City 12	1771	350	19.76	219
0074 Kalamazoo City 13	1565	95	6.07	66
0075 Kalamazoo City 14	1520	126	8.29	81
0076 Kalamazoo City 15	2141	184	8.59	137
0077 Kalamazoo City 16	1873	273	14.58	168
0078 Kalamazoo City 17	1738	213	12.26	113
0079 Kalamazoo City 18	1681	180	10.71	115
0080 Kalamazoo City 19	2469	194	7.86	114
0081 Kalamazoo City 20	2131	437	20.51	287
0082 Kalamazoo City 21	1271	317	24.94	191
0083 Kalamazoo City 22	2236	364	16.28	211
0084 Kalamazoo City 23	1237	185	14.96	102
0085 Kalamazoo City 24	1108	189	17.06	122
0086 Kalamazoo City 25	1418	331	23.34	189
0087 Kalamazoo City 26	1674	358	21.39	230
0088 Kalamazoo City 27	1403	125	8.91	109
0089 Parchment City 1	1432	178	12.43	89
0090 Portage City 1	1687	194	11.50	88
0091 Portage City 2	1801	103	5.72	55
0092 Portage City 3	1933	250	12.93	101
0093 Portage City 4	1567	201	12.83	74
0094 Portage City 5	1572	169	10.75	63
0095 Portage City 6	1914	205	10.71	87
0096 Portage City 7	2861	265	9.26	123
0097 Portage City 8	1815	299	16.47	129
0098 Portage City 9	1490	214	14.36	95

PRINTED 08/05/16, 11:08 AM

PAGE 093.093.03

	R V		T P	DRAIN COMMISSIONER
	E O		U E	
	G T		R R	P A C
	I E	B C	N C	a . r
	S R	A A	O E	t o
	T S	L S	U N	r S w
	E	L T	T T	i . l
	R	O	A	c e
	E	T	G	i y
	D	S	E	a
108 PRECINCTS				
0099 Portage City 10	2129	254	11.93	86
0100 Portage City 11	2022	180	8.90	95
0101 Portage City 12	2116	418	19.75	142
0102 Portage City 13	2632	330	12.54	142
0103 Portage City 14	1688	228	13.51	113
0104 Portage City 15	1843	220	11.94	113
0105 Portage City 16	2392	226	9.45	101
0106 Portage City 17	1805	330	18.28	116
0107 Portage City 18	1672	191	11.42	87
0108 Portage City 19	1854	211	11.38	99
GRAND TOTALS	188730	27684	14.67	11154

DISTRICT CANVASS

STATE PRIMARY ELECTION
KALAMAZOO COUNTY, MICHIGAN
AUGUST 2, 2016
Democratic

PRINTED 08/05/16, 11:08 AM

PAGE 095.095.01

	R V		T P	COUNTY COMMISSIONER 1ST DIST.
	E O		U E	S M
	G T		R R	t o
	I E	B C	N C	e o
	S R	A A	O E	p r
	T S	L S	U N	h e
	E	L T	T T	a
	R	O	A	n
	E	T	G	i
	D	S	E	e
10 PRECINCTS				
0028 Kalamazoo Twp 10	2009	173	8.61	108
0029 Kalamazoo Twp 11	1312	123	9.38	80
0062 Kalamazoo City 1	1643	189	11.50	129
0068 Kalamazoo City 7	2391	206	8.62	150
0069 Kalamazoo City 8	1948	199	10.22	169
0070 Kalamazoo City 9	1928	203	10.53	176
0072 Kalamazoo City 11	1689	166	9.83	134
0074 Kalamazoo City 13	1565	95	6.07	57
0075 Kalamazoo City 14	1520	126	8.29	80
0088 Kalamazoo City 27	1403	125	8.91	100
GRAND TOTALS	17408	1605	9.22	1183

DISTRICT CANVASS

STATE PRIMARY ELECTION
KALAMAZOO COUNTY, MICHIGAN
AUGUST 2, 2016
Democratic

PRINTED 08/05/16, 11:08 AM

PAGE 096.096.01

	R V	T P	COUNTY COMMISSIONER 2ND DIST.
	E O	U E	K B W
	G T	R R	e . o
	I E	B C	N C
	S R	A A	O E
	T S	L S	U N
	E	L T	T T
	R	O	A
	E	T	G
10 PRECINCTS	D	S	E
0020 Kalamazoo Twp 1	693	37	5.34
0064 Kalamazoo City 3	1920	167	8.70
0076 Kalamazoo City 15	2141	184	8.59
0077 Kalamazoo City 16	1873	273	14.58
0078 Kalamazoo City 17	1738	213	12.26
0079 Kalamazoo City 18	1681	180	10.71
0081 Kalamazoo City 20	2131	437	20.51
0082 Kalamazoo City 21	1271	317	24.94
0084 Kalamazoo City 23	1237	185	14.96
0085 Kalamazoo City 24	1108	189	17.06
GRAND TOTALS	15793	2182	13.82

1418

DISTRICT CANVASS

STATE PRIMARY ELECTION
KALAMAZOD COUNTY, MICHIGAN
AUGUST 2, 2016
Democratic

PRINTED 08/05/16, 11:08 AM

PAGE 097.097.01

	R V		T P	COUNTY COMMISSIONER 3RD DIST.
	E O		U E	
	G T		R R	
	I E	B C	N C	
	S R	A A	O E	
	T S	L S	U N	T H
	E	L T	T T	r a
	R	O	A	a l
	E	T	G	c l
7 PRECINCTS	D	S	E	y
0063 Kalamazoo City 2	2439	90	3.69	64
0065 Kalamazoo City 4	1492	24	1.61	19
0073 Kalamazoo City 12	1771	350	19.76	220
0080 Kalamazoo City 19	2469	194	7.86	114
0083 Kalamazoo City 22	2236	364	16.28	203
0086 Kalamazoo City 25	1418	331	23.34	180
0087 Kalamazoo City 26	1674	358	21.39	227
GRAND TOTALS	13499	1711	12.68	1027

DISTRICT CANVASS

STATE PRIMARY ELECTION
KALAMAZOO COUNTY, MICHIGAN
AUGUST 2, 2016
Democratic

PRINTED 08/05/16, 11:08 AM

PAGE 098.098.01

	R V	T P	COUNTY COMMISSIONER 4TH DIST.
	E O	U E	
	G T	R R	F C T
	I E	N C	M A S r . h
	S R	O E	i . e a o
	T S	U N	c a n m
	E	T T	h l k p
	R	A	a s l s
	E	G	e i o
	D	E	l n n
10 PRECINCTS			
0021 Kalamazoo Twp 2	1613	111	6.88
0023 Kalamazoo Twp 4	954	133	13.94
0024 Kalamazoo Twp 5	2101	229	10.90
0025 Kalamazoo Twp 7	1295	267	20.62
0026 Kalamazoo Twp 8	657	100	15.22
0030 Kalamazoo Twp 12	2264	166	7.33
0066 Kalamazoo City 5	2433	258	10.60
0067 Kalamazoo City 6	1719	291	16.93
0071 Kalamazoo City 10	2339	339	14.49
0089 Parchment City 1	1432	178	12.43
GRAND TOTALS	16807	2072	12.33
			805 411

DISTRICT CANVASS

STATE PRIMARY ELECTION
KALAMAZOO COUNTY, MICHIGAN
AUGUST 2, 2016
Democratic

PRINTED 08/05/16, 11:08 AM

PAGE 099.099.01

	R V		T P	COUNTY COMMISSIONER 5TH DIST.
	E O		U E	
	G T		R R	
	I E	8 C	N C	
	S R	A A	O E	J M R
	T S	L S	U N	u . o
	E	L T	T T	l g
	R	O	A	i e
	E	T	G	e r
	D	S	E	s
10 PRECINCTS				
0001 Alamo 1	1149	382	33.25	35
0002 Alamo 2	1908	460	24.11	46
0022 Kalamazoo Twp 3	2665	460	17.26	263
0027 Kalamazoo Twp 9	2321	385	16.59	201
0031 Oshtemo 1	1219	249	20.43	90
0032 Oshtemo 2	2373	379	15.97	168
0033 Oshtemo 3	1465	401	27.37	207
0036 Oshtemo 6	1659	328	19.77	152
0039 Oshtemo 9	2424	306	12.62	162
0040 Oshtemo 10	821	145	17.66	70
GRAND TOTALS	18004	3495	19.41	1394

PRINTED 08/05/16, 11:08 AM

PAGE 101.101.01

	R V		T P	COUNTY COMMISSIONER 7TH DIST.
	E O		U E	
	G T		R R	
	I E	B C	N C	
	S R	A A	O E	
	T S	L S	U N	P C
	E	L T	T T	a l
	R	O	A	t a
	E	T	G	r
12 PRECINCTS	D	S	E	k
0005 Charleston 1	1468	218	14.85	49
0006 Climax 1	1739	219	12.59	52
0007 Comstock 1	1938	307	15.84	109
0008 Comstock 2	1663	256	15.39	85
0009 Comstock 3	947	121	12.78	40
0010 Comstock 4	1385	187	13.50	60
0011 Comstock 5	1250	258	20.64	54
0012 Comstock 6	1772	372	20.99	135
0013 Comstock 7	1002	85	8.48	48
0014 Comstock 8	1430	341	23.85	108
0060 Wakeshina 1	958	130	13.57	24
0061 Galesburg City 1	1390	130	9.35	32
GRAND TOTALS	16942	2624	15.49	796

DISTRICT CANVASS

STATE PRIMARY ELECTION
KALAMAZOO COUNTY, MICHIGAN
AUGUST 2, 2016
Democratic

PRINTED 08/05/16, 11:08 AM

PAGE 103.103.01

	R V		T P	COUNTY COMMISSIONER 9TH DIST.
	E O		U E	
	G T		R R	
	I E	B C	N C	
	S R	A A	O E	
	T S	L S	U N	E A
	E	L T	T T	m d
	R	O	A	i a
	E	T	G	l m
	D	S	E	y s
10 PRECINCTS				
0034 Oshtemo 4	1875	431	22.99	219
0035 Oshtemo 5	1840	165	8.97	92
0037 Oshtemo 7	1681	294	17.49	124
0038 Oshtemo 8	1198	172	14.36	76
0054 Texas 1	2014	265	13.16	47
0055 Texas 2	1928	412	21.37	54
0056 Texas 3	1786	257	14.39	90
0057 Texas 4	2452	275	11.22	83
0058 Texas 5	2480	379	15.28	73
0059 Texas 6	2227	374	16.79	61
GRAND TOTALS	19481	3024	15.52	919

PRINTED 08/05/16, 11:08 AM

PAGE 104.104.01

	R V		T P	COUNTY COMMISSIONER 10TH DIST.
	E O		U E	
	G T		R R	
	I E	B C	N C	
	S R	A A	O E	
	T S	L S	U N	M Q
	E	L T	T T	i u
	R	O	A	k i
	E	T	G	e n
	D	S	E	n
9 PRECINCTS				
0090 Portage City 1	1687	194	11.50	90
0097 Portage City 8	1815	299	16.47	129
0098 Portage City 9	1490	214	14.36	92
0099 Portage City 10	2129	254	11.93	86
0100 Portage City 11	2022	180	8.90	90
0102 Portage City 13	2632	330	12.54	142
0103 Portage City 14	1688	228	13.51	112
0105 Portage City 16	2392	226	9.45	98
0107 Portage City 18	1672	191	11.42	88
GRAND TOTALS	17527	2116	12.07	927

DISTRICT CANVASS

STATE PRIMARY ELECTION
KALAMAZOO COUNTY, MICHIGAN
AUGUST 2, 2016
Democratic

PRINTED 08/05/16, 11:08 AM

PAGE 105.105.01

	R E G I S T E R E D	V B C A A L S L T O T S	T P U E R R N C O E U N T T A G E	COUNTY COMMISSIONER 11TH DIST. J F a o s s o t n e r
9 PRECINCTS				
0092 Portage City 3	1933	250	12.93	99
0093 Portage City 4	1567	201	12.83	64
0094 Portage City 5	1572	169	10.75	61
0095 Portage City 6	1914	205	10.71	79
0096 Portage City 7	2861	265	9.26	119
0101 Portage City 12	2116	418	19.75	136
0104 Portage City 15	1843	220	11.94	113
0106 Portage City 17	1805	330	18.28	112
0108 Portage City 19	1854	211	11.38	96
GRAND TOTALS	17465	2269	12.99	879

DISTRICT CANVASS

STATE PRIMARY ELECTION
 KALAMAZOO COUNTY, MICHIGAN
 AUGUST 2, 2016
 Democratic

PRINTED 08/05/16, 11:08 AM

PAGE 122.124.01

	R V E O G T I E S R T S E R E D	B C A A L S L T O T S	T P U E R R N C O E U N T T A G E	SUPERVISOR COMSTOCK CHARTER TOWNSHIP	CLERK COMSTOCK CHARTER TOWNSHIP	TREASURER COMSTOCK CHARTER TOWNSHIP
				K C r h i e s r t r i y e	R L T a . h n o d m y p s o n	B A P r . a e d t g e t t
8 PRECINCTS						
0007 Comstock 1	1938	307	15.84	47	81	107
0008 Comstock 2	1663	256	15.39	28	76	83
0009 Comstock 3	947	121	12.78	9	38	37
0010 Comstock 4	1385	187	13.50	28	42	61
0011 Comstock 5	1250	258	20.64	26	34	49
0012 Comstock 6	1772	372	20.99	48	91	131
0013 Comstock 7	1002	85	8.48	27	20	46
0014 Comstock B	1430	341	23.85	43	75	101
GRAND TOTALS	11387	1927	16.92	256	457	615

DISTRICT CANVASS

STATE PRIMARY ELECTION
KALAMAZOO COUNTY, MICHIGAN
AUGUST 2, 2016
Democratic

PRINTED 08/05/16, 11:08 AM

PAGE 125.126.01

	R V E O G T I E S R T S E R E O	B C A A L S L T O T S	T P U E R R N C O E U N T T A G E	TRUSTEE COMSTOCK CHARTER TOWNSHIP 4 TO BE ELECTED			PARKS & RECREATION COMM. COMSTOCK TWP. 5 TO BE ELECTED			
				D C a a v m i b d u r n	B P B P o r b a t t	R R o e b i e l r m t a n	L L i a n w d a	S S h p a e r a o r n s	J W o e h i n r	T L Y e . o r u e n s g a
8 PRECINCTS										
0007 Comstock 1	1938	307	15.84	89	90	84	92	81	78	86
0008 Comstock 2	1663	256	15.39	74	76	62	69	69	73	71
0009 Comstock 3	947	121	12.78	35	36	26	35	30	29	29
0010 Comstock 4	1385	187	13.50	51	48	49	48	48	47	48
0011 Comstock 5	1250	258	20.64	47	46	44	45	46	45	47
0012 Comstock 6	1772	372	20.99	107	121	99	112	103	101	104
0013 Comstock 7	1002	85	8.48	34	38	27	34	30	30	36
0014 Comstock 8	1430	341	23.85	87	91	77	87	81	76	83
GRAND TOTALS	11387	1927	16.92	524	546	468	522	488	479	504

DISTRICT CANVASS

STATE PRIMARY ELECTION
KALAMAZOO COUNTY, MICHIGAN
AUGUST 2, 2016
Democratic

PRINTED 08/05/16, 11:08 AM

PAGE 130.130.01

	R V E O G T I E S R T S E R E D	B C A A L S L T O T S	T P U E R R N C O E U N T T A G E	TRUSTEE COOPER CHARTER TOWNSHIP 4 TO BE ELECTED H H a a r n v n e a y
5 PRECINCTS				
0015 Cooper 1	1054	254	24.10	34
0016 Cooper 2	1244	366	29.42	56
0017 Cooper 3	2522	515	20.42	110
0018 Cooper 4	2253	556	24.68	82
0019 Cooper 5	609	55	9.03	24
GRAND TOTALS	7682	1746	22.73	306

DISTRICT CANVASS

STATE PRIMARY ELECTION
KALAMAZOO COUNTY, MICHIGAN
AUGUST 2, 2016
Democratic

PRINTED 08/05/16, 11:08 AM

PAGE 131.133.01

	R V E O G T I E S R T S E R E D	B C A A L S L T O T S	T P U E R R N C O E U N T T A G E	SUPERVISOR KALAMAZOO CHARTER TOWNSHIP	CLERK KALAMAZOO CHARTER TOWNSHIP	TREASURER KALAMAZOO CHARTER TOWNSHIP		
				R E R o . e n i a d l d	P B G a r o m o o M E M D Z T e w d a . i o . h l n a r l n a a c k l a l r e l l e r d	S M M h a i e r l r i l i e e n r e		
11 PRECINCTS								
0020 Kalamazoo Twp 1	693	37	5.34	22	10	9	4	23
0021 Kalamazoo Twp 2	1613	111	6.88	63	23	34	13	67
0022 Kalamazoo Twp 3	2665	460	17.26	242	67	111	87	228
0023 Kalamazoo Twp 4	954	133	13.94	79	28	45	25	76
0024 Kalamazoo Twp 5	2101	229	10.90	123	38	77	36	116
0025 Kalamazoo Twp 7	1295	267	20.62	161	49	87	44	150
0026 Kalamazoo Twp 8	657	100	15.22	56	30	21	16	58
0027 Kalamazoo Twp 9	2321	385	16.59	176	58	94	47	166
0028 Kalamazoo Twp 10	2009	173	8.61	106	56	33	20	103
0029 Kalamazoo Twp 11	1312	123	9.38	81	38	39	7	80
0030 Kalamazoo Twp 12	2264	166	7.33	102	51	39	21	101
GRAND TOTALS	17884	2184	12.21	1211	448	589	320	1168

				TRUSTEE KALAMAZOO CHARTER TOWNSHIP 4 TO BE ELECTED			
	R V E O G T I E S R T S E R E D	B C A A L S L T O T S	T P U E R R N C O E U N T T A G E	J H e a r t e h m c y o c k	N L i e c i o g l h e t e n	S L t e e u v t e y n	D M o a n r t i n
11 PRECINCTS							
0020 Kalamazoo Twp 1	693	37	5.34	14	12	13	14
0021 Kalamazoo Twp 2	1613	111	6.88	45	47	43	48
0022 Kalamazoo Twp 3	2665	460	17.26	182	197	185	200
0023 Kalamazoo Twp 4	954	133	13.94	58	59	57	57
0024 Kalamazoo Twp 5	2101	229	10.90	84	94	98	96
0025 Kalamazoo Twp 7	1295	267	20.62	111	126	121	129
0026 Kalamazoo Twp 8	657	100	15.22	42	50	46	48
0027 Kalamazoo Twp 9	2321	385	16.59	130	139	121	139
0028 Kalamazoo Twp 10	2009	173	8.61	69	77	62	66
0029 Kalamazoo Twp 11	1312	123	9.38	57	66	52	53
0030 Kalamazoo Twp 12	2264	166	7.33	65	87	67	69
GRAND TOTALS	17884	2184	12.21	857	954	865	919

DISTRICT CANVASS

STATE PRIMARY ELECTION
KALAMAZOO COUNTY, MICHIGAN
AUGUST 2, 2016
Democratic

PRINTED 08/05/16, 11:08 AM

PAGE 135.137.01

	SUPERVISOR OSHTEMO CHARTER TOWNSHIP			CLERK OSHTEMO CHARTER TOWNSHIP	TREASURER OSHTEMO CHARTER TOWNSHIP	
	R V E O G T I E S R T S E R E D	B C A A L S L T O T S	T P U E R R N C O E U N T T A G E	L H i e b i b n y y - C o g s w e l l	D F u a s r t m y e r	G T N K C r a a . u n l c p y t o r
10 PRECINCTS						
0031 Oshtemo 1	1219	249	20.43	93	84	71 28
0032 Oshtemo 2	2373	379	15.97	170	164	120 62
0033 Oshtemo 3	1465	401	27.37	197	184	109 95
0034 Oshtemo 4	1875	431	22.99	210	206	122 106
0035 Oshtemo 5	1840	165	8.97	86	84	54 34
0036 Oshtemo 6	1659	328	19.77	149	141	104 51
0037 Oshtemo 7	1681	294	17.49	125	121	80 58
0038 Oshtemo 8	1198	172	14.36	75	74	57 22
0039 Oshtemo 9	2424	306	12.62	153	145	103 63
0040 Oshtemo 10	821	145	17.66	69	61	45 28
GRAND TOTALS	16555	2870	17.34	1327	1264	865 547

				TRUSTEE OSHTENO CHARTER TOWNSHIP 4 TO BE ELECTED			
	R V E O G T I E S R T S E R E D	8 C A A L S L T O T S	T P U E R R N C O E U N T T A G E	D B a u v s e h o u s e	D E e v b e r e t t	Z F a o k r d	K H e u n d o k
10 PRECINCTS							
0031 Oshtemo 1	1219	249	20.43	77	87	72	70
0032 Oshtemo 2	2373	379	15.97	136	152	135	124
0033 Oshtemo 3	1465	401	27.37	157	169	160	152
0034 Oshtemo 4	1875	431	22.99	170	189	166	160
0035 Oshtemo 5	1840	165	8.97	66	73	69	59
0036 Oshtemo 6	1659	328	19.77	128	121	112	106
0037 Oshtemo 7	1681	294	17.49	115	117	101	101
0038 Oshtemo 8	1198	172	14.36	52	68	50	51
0039 Oshtemo 9	2424	306	12.62	125	138	120	116
0040 Oshtemo 10	821	145	17.66	48	58	45	42
GRAND TOTALS	16555	2870	17.34	1074	1172	1030	981

PRINTED 08/05/16, 11:08 AM

PAGE 167.167.01

	R V		T P	COMSTOCK TWP SENIOR MILLAGE	
	E O		U E		
	G T		R R		
	I E	B C	N C		
	S R	A A	O E		
	T S	L S	U N		
	E	L T	T T		
	R	O	A	Y	
	E	T	G	E	N
8 PRECINCTS	D	S	E	S	O
0007 Comstock 1	1938	307	15.84	168	70
0008 Comstock 2	1663	256	15.39	159	66
0009 Comstock 3	947	121	12.78	64	36
0010 Comstock 4	1385	187	13.50	101	52
0011 Comstock 5	1250	258	20.64	135	73
0012 Comstock 6	1772	372	20.99	252	63
0013 Comstock 7	1002	85	8.48	56	12
0014 Comstock 8	1430	341	23.85	195	59
GRAND TOTALS	11387	1927	16.92	1130	431

DISTRICT CANVASS

STATE PRIMARY ELECTION
KALAMAZOD COUNTY, MICHIGAN
AUGUST 2, 2016

PRINTED 08/05/16, 11:08 AM

PAGE 168.168.01

	R V E O G T I E S R T S E R E D	B C A A L S L T O T S	T P U E R R N C O E U N T T A G E	WAKESHMA TWP FIRE MILLAGE	
1 PRECINCTS				Y E S	N O
0060 Wakeshma 1	958	130	13.57	70	38
GRAND TOTALS	958	130	13.57	70	38

DISTRICT CANVASS

STATE PRIMARY ELECTION
KALAMAZOO COUNTY, MICHIGAN
AUGUST 2, 2016

PRINTED 08/05/16, 11:08 AM

PAGE 169.169.01

	R V		T P	SCHOOLCRAFT SCHOOLS MILLAGE	
	E O		U E		
	G T		R R		
	I E	B C	N C		
	S R	A A	O E		
	T S	L S	U N		
	E	L T	T T		
	R	O	A	Y	
	E	T	G	E	N
5 PRECINCTS	D	S	E	S	O
0044 Prairie Ronde 1	1772	352	19.86	191	97
0051 Schoolcraft 2	1120	223	19.91	134	59
0053 Schoolcraft 4	1194	289	24.20	195	60
0058 Texas 5	2480	379	15.28	33	23
0099 Portage City 10	2129	254	11.93	11	4
GRAND TOTALS	8695	1497	17.22	564	243

DISTRICT CANVASS

STATE PRIMARY ELECTION
KALAMAZOO COUNTY, MICHIGAN
AUGUST 2, 2016

PRINTED 08/05/16, 11:08 AM

PAGE 170.171.01

	R V E O G T I E S R T S E R E D	B C A A L S L T O T S	T P U E R R N C O E U N T T A G E	ATHENS SCHOOLS MILLAGE	
				Y E S	N O
1 PRECINCTS					
0060 Wakeshma 1	958	130	13.57	12	12
GRAND TOTALS	958	130	13.57	12	12

ATHENS SCHOOLS SINKING FUND		
	Y E S	N O
	13	11
	13	11

STATE OF MICHIGAN
COUNTY OF KALAMAZOO

The Board of Canvassers of the County of Kalamazoo, having Ascertained and Canvassed the Votes of Said County of Kalamazoo, at the Primary Election, held on the 2nd day of August, two thousand sixteen.



ATTEST:

Imaithy Sun
Clerk of the Board of Canvassers.

In Witness Whereof, We have hereunto set our hands and affixed the Seal of the County of Kalamazoo this 5th day of August in the year two thousand sixteen.

BOARD OF CANVASSERS

Wendy Flora
Jo Kent
Francis B.
Ray L. Swanson

Jo Kent
Chair of the Board of Canvassers

Statement of Vote
Kalkaska County
Kalkaska_0816_Primary_E
8/19/2016

Republican US Rep in Congress 1st District

	Registered	Turnout	Percent	1	2	3	4
Bear Lake Township Precinct 1	665	223	33.53%	56	66	22	0
Election Day		223	33.53%	56	66	22	0
Manual Entry Election Results		0	0.00%	0	0	0	0
Clerk Pack		0	0.00%	0	0	0	0
Blue Lake Township Precinct 1	383	182	47.52%	38	48	23	0
Election Day		182	47.52%	38	48	23	0
Manual Entry Election Results		0	0.00%	0	0	0	0
Clerk Pack		0	0.00%	0	0	0	0
Boardman Township Precinct 1	1,229	257	20.91%	71	62	34	1
Election Day		257	20.91%	71	62	34	1
Manual Entry Election Results		0	0.00%	0	0	0	0
Clerk Pack		0	0.00%	0	0	0	0
Clearwater Township Precinct 1	2,095	606	28.93%	147	178	81	3
Election Day		606	28.93%	147	178	81	3
Manual Entry Election Results		0	0.00%	0	0	0	0
Clerk Pack		0	0.00%	0	0	0	0
Coldsprings Township Precinct 1	1,244	389	31.27%	97	93	49	0
Election Day		389	31.27%	97	93	49	0
Manual Entry Election Results		0	0.00%	0	0	0	0
Clerk Pack		0	0.00%	0	0	0	0
Excelsior Township Precinct 1	739	197	26.66%	52	56	29	0
Election Day		197	26.66%	52	56	29	0
Manual Entry Election Results		0	0.00%	0	0	0	0
Clerk Pack		0	0.00%	0	0	0	0
Garfield Township Precinct 1	722	202	27.98%	37	46	27	0
Election Day		202	27.98%	37	46	27	0
Manual Entry Election Results		0	0.00%	0	0	0	0
Clerk Pack		0	0.00%	0	0	0	0
Kalkaska Township Precinct 1	1,924	536	27.86%	148	164	68	2
Election Day		536	27.86%	148	164	68	2
Manual Entry Election Results		0	0.00%	0	0	0	0
Clerk Pack		0	0.00%	0	0	0	0
Kalkaska Township Precinct 2	2,013	422	20.96%	127	108	46	0
Election Day		422	20.96%	127	108	46	0
Manual Entry Election Results		0	0.00%	0	0	0	0
Clerk Pack		0	0.00%	0	0	0	0
Oliver Township Precinct 1	257	70	27.24%	18	23	8	0
Election Day		70	27.24%	18	23	8	0
Manual Entry Election Results		0	0.00%	0	0	0	0
Clerk Pack		0	0.00%	0	0	0	0
Orange Township Precinct 1	1,006	246	24.45%	74	53	36	1
Election Day		246	24.45%	74	53	36	1
Manual Entry Election Results		0	0.00%	0	0	0	0
Clerk Pack		0	0.00%	0	0	0	0
Rapid River Township Precinct 1	990	211	21.31%	44	68	22	1
Election Day		211	21.31%	44	68	22	1
Manual Entry Election Results		0	0.00%	0	0	0	0
Clerk Pack		0	0.00%	0	0	0	0

Statement of Vote
Kalkaska County
Kalkaska_0816_Primary_E
8/19/2016

Republican US Rep in Congress 1st District

	Registered	Turnout	Percent	1	2	3	4
Springfield Township Precinct	1,205	193	16.02%	46	46	21	0
Election Day		193	16.02%	46	46	21	0
Manual Entry Election Results		0	0.00%	0	0	0	0
Clerk Pack		0	0.00%	0	0	0	0
	14,472	3,734	25.80%	955	1,011	466	8

Candidates

- 1 Jason Allen
- 2 Jack Bergman
- 3 Tom Casperson
- 4 Write-In

Statement of Vote
Kalkaska County
Kalkaska_0816_Primary_E
8/19/2016

Democratic US Rep in Congress 1st District

	Registered	Turnout	Percent	1	2	3
Bear Lake Township Precinct 1	665	223	33.53%	27	27	0
Election Day		223	33.53%	27	27	0
Manual Entry Election Results		0	0.00%	0	0	0
Clerk Pack		0	0.00%	0	0	0
Blue Lake Township Precinct 1	383	182	47.52%	30	28	0
Election Day		182	47.52%	30	28	0
Manual Entry Election Results		0	0.00%	0	0	0
Clerk Pack		0	0.00%	0	0	0
Boardman Township Precinct 1	1,229	257	20.91%	40	21	0
Election Day		257	20.91%	40	21	0
Manual Entry Election Results		0	0.00%	0	0	0
Clerk Pack		0	0.00%	0	0	0
Clearwater Township Precinct 1	2,095	606	28.93%	65	68	0
Election Day		606	28.93%	65	68	0
Manual Entry Election Results		0	0.00%	0	0	0
Clerk Pack		0	0.00%	0	0	0
Coldsprings Township Precinct 1	1,244	389	31.27%	63	39	0
Election Day		389	31.27%	63	39	0
Manual Entry Election Results		0	0.00%	0	0	0
Clerk Pack		0	0.00%	0	0	0
Excelsior Township Precinct 1	739	197	26.66%	21	15	0
Election Day		197	26.66%	21	15	0
Manual Entry Election Results		0	0.00%	0	0	0
Clerk Pack		0	0.00%	0	0	0
Garfield Township Precinct 1	722	202	27.98%	58	8	0
Election Day		202	27.98%	58	8	0
Manual Entry Election Results		0	0.00%	0	0	0
Clerk Pack		0	0.00%	0	0	0
Kalkaska Township Precinct 1	1,924	536	27.86%	67	26	0
Election Day		536	27.86%	67	26	0
Manual Entry Election Results		0	0.00%	0	0	0
Clerk Pack		0	0.00%	0	0	0
Kalkaska Township Precinct 2	2,013	422	20.96%	62	21	0
Election Day		422	20.96%	62	21	0
Manual Entry Election Results		0	0.00%	0	0	0
Clerk Pack		0	0.00%	0	0	0
Oliver Township Precinct 1	257	70	27.24%	7	2	1
Election Day		70	27.24%	7	2	1
Manual Entry Election Results		0	0.00%	0	0	0
Clerk Pack		0	0.00%	0	0	0
Orange Township Precinct 1	1,006	246	24.45%	30	18	0
Election Day		246	24.45%	30	18	0
Manual Entry Election Results		0	0.00%	0	0	0
Clerk Pack		0	0.00%	0	0	0
Rapid River Township Precinct 1	990	211	21.31%	27	21	0
Election Day		211	21.31%	27	21	0
Manual Entry Election Results		0	0.00%	0	0	0
Clerk Pack		0	0.00%	0	0	0

Statement of Vote
Kalkaska County
Kalkaska_0816_Primary_E
8/19/2016

Democratic US Rep in Congress 1st District

	Registered	Turnout	Percent	1	2	3
Springfield Township Precinct	1,205	193	16.02%	46	19	0
Election Day		193	16.02%	46	19	0
Manual Entry Election Results		0	0.00%	0	0	0
Clerk Pack		0	0.00%	0	0	0
	14,472	3,734	25.80%	543	313	1

Candidates

- 1 Jerry Cannon
- 2 Lon Johnson
- 3 Write-In

Statement of Vote
Kalkaska County
Kalkaska_0816_Primary_E
8/19/2016

Republican 103RD STATE REPRESENTATIVE DISTRICT

	Registered	Turnout	Percent	1	2	3
Bear Lake Township Precinct 1	665	223	33.53%	31	108	0
Election Day		223	33.53%	31	108	0
Manual Entry Election Results		0	0.00%	0	0	0
Clerk Pack		0	0.00%	0	0	0
Blue Lake Township Precinct 1	383	182	47.52%	23	79	0
Election Day		182	47.52%	23	79	0
Manual Entry Election Results		0	0.00%	0	0	0
Clerk Pack		0	0.00%	0	0	0
Boardman Township Precinct 1	1,229	257	20.91%	46	113	1
Election Day		257	20.91%	46	113	1
Manual Entry Election Results		0	0.00%	0	0	0
Clerk Pack		0	0.00%	0	0	0
Clearwater Township Precinct 1	2,095	606	28.93%	114	264	3
Election Day		606	28.93%	114	264	3
Manual Entry Election Results		0	0.00%	0	0	0
Clerk Pack		0	0.00%	0	0	0
Coldsprings Township Precinct 1	1,244	389	31.27%	52	171	0
Election Day		389	31.27%	52	171	0
Manual Entry Election Results		0	0.00%	0	0	0
Clerk Pack		0	0.00%	0	0	0
Excelsior Township Precinct 1	739	197	26.66%	28	103	0
Election Day		197	26.66%	28	103	0
Manual Entry Election Results		0	0.00%	0	0	0
Clerk Pack		0	0.00%	0	0	0
Garfield Township Precinct 1	722	202	27.98%	36	75	0
Election Day		202	27.98%	36	75	0
Manual Entry Election Results		0	0.00%	0	0	0
Clerk Pack		0	0.00%	0	0	0
Kalkaska Township Precinct 1	1,924	536	27.86%	104	268	0
Election Day		536	27.86%	104	268	0
Manual Entry Election Results		0	0.00%	0	0	0
Clerk Pack		0	0.00%	0	0	0
Kalkaska Township Precinct 2	2,013	422	20.96%	63	206	0
Election Day		422	20.96%	63	206	0
Manual Entry Election Results		0	0.00%	0	0	0
Clerk Pack		0	0.00%	0	0	0
Oliver Township Precinct 1	257	70	27.24%	9	41	0
Election Day		70	27.24%	9	41	0
Manual Entry Election Results		0	0.00%	0	0	0
Clerk Pack		0	0.00%	0	0	0
Orange Township Precinct 1	1,006	246	24.45%	35	117	1
Election Day		246	24.45%	35	117	1
Manual Entry Election Results		0	0.00%	0	0	0
Clerk Pack		0	0.00%	0	0	0
Rapid River Township Precinct 1	990	211	21.31%	34	87	0
Election Day		211	21.31%	34	87	0
Manual Entry Election Results		0	0.00%	0	0	0
Clerk Pack		0	0.00%	0	0	0

Statement of Vote
Kalkaska County
Kalkaska_0816_Primary_E
8/19/2016

Republican 103RD STATE REPRESENTATIVE DISTRICT

	Registered	Turnout	Percent	1	2	3
Springfield Township Precinct	1,205	193	16.02%	38	62	0
Election Day		193	16.02%	38	62	0
Manual Entry Election Results		0	0.00%	0	0	0
Clerk Pack		0	0.00%	0	0	0
	14,472	3,734	25.80%	613	1,694	5

Candidates

- 1 Vijay Kumar
- 2 Daire L. Rendon
- 3 Write-In

Statement of Vote
Kalkaska County
Kalkaska_0816_Primary_E
8/19/2016

Democratic 103RD STATE REPRESENTATIVE DISTRICT

	Registered	Turnout	Percent	1	2	3	4	5
Bear Lake Township Precinct 1	665	223	33.53%	10	4	2	36	0
Election Day		223	33.53%	10	4	2	36	0
Manual Entry Election Results		0	0.00%	0	0	0	0	0
Clerk Pack		0	0.00%	0	0	0	0	0
Blue Lake Township Precinct 1	383	182	47.52%	16	9	2	13	0
Election Day		182	47.52%	16	9	2	13	0
Manual Entry Election Results		0	0.00%	0	0	0	0	0
Clerk Pack		0	0.00%	0	0	0	0	0
Boardman Township Precinct 1	1,229	257	20.91%	19	5	7	16	0
Election Day		257	20.91%	19	5	7	16	0
Manual Entry Election Results		0	0.00%	0	0	0	0	0
Clerk Pack		0	0.00%	0	0	0	0	0
Clearwater Township Precinct 1	2,095	606	28.93%	24	27	10	51	1
Election Day		606	28.93%	24	27	10	51	1
Manual Entry Election Results		0	0.00%	0	0	0	0	0
Clerk Pack		0	0.00%	0	0	0	0	0
Coldsprings Township Precinct 1	1,244	389	31.27%	30	26	3	30	0
Election Day		389	31.27%	30	26	3	30	0
Manual Entry Election Results		0	0.00%	0	0	0	0	0
Clerk Pack		0	0.00%	0	0	0	0	0
Excelsior Township Precinct 1	739	197	26.66%	10	5	3	11	0
Election Day		197	26.66%	10	5	3	11	0
Manual Entry Election Results		0	0.00%	0	0	0	0	0
Clerk Pack		0	0.00%	0	0	0	0	0
Garfield Township Precinct 1	722	202	27.98%	10	7	3	16	0
Election Day		202	27.98%	10	7	3	16	0
Manual Entry Election Results		0	0.00%	0	0	0	0	0
Clerk Pack		0	0.00%	0	0	0	0	0
Kalkaska Township Precinct 1	1,924	536	27.86%	12	12	10	27	0
Election Day		536	27.86%	12	12	10	27	0
Manual Entry Election Results		0	0.00%	0	0	0	0	0
Clerk Pack		0	0.00%	0	0	0	0	0
Kalkaska Township Precinct 2	2,013	422	20.96%	27	18	5	16	0
Election Day		422	20.96%	27	18	5	16	0
Manual Entry Election Results		0	0.00%	0	0	0	0	0
Clerk Pack		0	0.00%	0	0	0	0	0
Oliver Township Precinct 1	257	70	27.24%	1	1	0	3	1
Election Day		70	27.24%	1	1	0	3	1
Manual Entry Election Results		0	0.00%	0	0	0	0	0
Clerk Pack		0	0.00%	0	0	0	0	0
Orange Township Precinct 1	1,006	246	24.45%	15	4	3	15	0
Election Day		246	24.45%	15	4	3	15	0
Manual Entry Election Results		0	0.00%	0	0	0	0	0
Clerk Pack		0	0.00%	0	0	0	0	0
Rapid River Township Precinct 1	990	211	21.31%	11	12	3	9	0
Election Day		211	21.31%	11	12	3	9	0
Manual Entry Election Results		0	0.00%	0	0	0	0	0
Clerk Pack		0	0.00%	0	0	0	0	0

Statement of Vote
Kalkaska County
Kalkaska_0816_Primary_E
8/19/2016

Democratic 103RD STATE REPRESENTATIVE DISTRICT

	Registered	Turnout	Percent	1	2	3	4	5
Springfield Township Precinct	1,205	193	16.02%	19	15	5	12	0
Election Day		193	16.02%	19	15	5	12	0
Manual Entry Election Results		0	0.00%	0	0	0	0	0
Clerk Pack		0	0.00%	0	0	0	0	0
	14,472	3,734	25.80%	204	145	56	255	2

Candidates

- 1 Robyn Pillinger Daniels
- 2 Brad Richards
- 3 Tim Schaiberger
- 4 Jordan Stancil
- 5 Write-In

Statement of Vote
Kalkaska County
Kalkaska_0816_Primary_E
8/19/2016

46th Cir. Judge of the Cir. Court Incumbent PTE

	Registered	Turnout	Percent	1	2	3	4	5
Bear Lake Township Precinct 1	665	223	33.53%	42	18	33	58	0
Election Day		223	33.53%	42	18	33	58	0
Manual Entry Election Results		0	0.00%	0	0	0	0	0
Clerk Pack		0	0.00%	0	0	0	0	0
Blue Lake Township Precinct 1	383	182	47.52%	12	34	37	32	0
Election Day		182	47.52%	12	34	37	32	0
Manual Entry Election Results		0	0.00%	0	0	0	0	0
Clerk Pack		0	0.00%	0	0	0	0	0
Boardman Township Precinct 1	1,229	257	20.91%	28	47	41	52	1
Election Day		257	20.91%	28	47	41	52	1
Manual Entry Election Results		0	0.00%	0	0	0	0	0
Clerk Pack		0	0.00%	0	0	0	0	0
Clearwater Township Precinct 1	2,095	606	28.93%	96	83	77	112	3
Election Day		606	28.93%	96	83	77	112	3
Manual Entry Election Results		0	0.00%	0	0	0	0	0
Clerk Pack		0	0.00%	0	0	0	0	0
Coldsprings Township Precinct 1	1,244	389	31.27%	89	55	42	57	0
Election Day		389	31.27%	89	55	42	57	0
Manual Entry Election Results		0	0.00%	0	0	0	0	0
Clerk Pack		0	0.00%	0	0	0	0	0
Excelsior Township Precinct 1	739	197	26.66%	32	35	23	32	1
Election Day		197	26.66%	32	35	23	32	1
Manual Entry Election Results		0	0.00%	0	0	0	0	0
Clerk Pack		0	0.00%	0	0	0	0	0
Garfield Township Precinct 1	722	202	27.98%	26	29	25	27	2
Election Day		202	27.98%	26	29	25	27	2
Manual Entry Election Results		0	0.00%	0	0	0	0	0
Clerk Pack		0	0.00%	0	0	0	0	0
Kalkaska Township Precinct 1	1,924	536	27.86%	75	122	72	80	2
Election Day		536	27.86%	75	122	72	80	2
Manual Entry Election Results		0	0.00%	0	0	0	0	0
Clerk Pack		0	0.00%	0	0	0	0	0
Kalkaska Township Precinct 2	2,013	422	20.96%	61	96	57	79	1
Election Day		422	20.96%	61	96	57	79	1
Manual Entry Election Results		0	0.00%	0	0	0	0	0
Clerk Pack		0	0.00%	0	0	0	0	0
Oliver Township Precinct 1	257	70	27.24%	8	9	18	4	1
Election Day		70	27.24%	8	9	18	4	1
Manual Entry Election Results		0	0.00%	0	0	0	0	0
Clerk Pack		0	0.00%	0	0	0	0	0
Orange Township Precinct 1	1,006	246	24.45%	22	61	26	28	0
Election Day		246	24.45%	22	61	26	28	0
Manual Entry Election Results		0	0.00%	0	0	0	0	0
Clerk Pack		0	0.00%	0	0	0	0	0
Rapid River Township Precinct 1	990	211	21.31%	30	31	24	34	0
Election Day		211	21.31%	30	31	24	34	0
Manual Entry Election Results		0	0.00%	0	0	0	0	0
Clerk Pack		0	0.00%	0	0	0	0	0

Statement of Vote
Kalkaska County
Kalkaska_0816_Primary_E
8/19/2016

46th Cir. Judge of the Cir. Court Incumbent PTE

	Registered	Turnout	Percent	1	2	3	4	5
Springfield Township Precinct	1,205	193	16.02%	28	35	32	26	1
Election Day		193	16.02%	28	35	32	26	1
Manual Entry Election Results		0	0.00%	0	0	0	0	0
Clerk Pack		0	0.00%	0	0	0	0	0
	14,472	3,734	25.80%	549	655	507	621	12

Candidates

- 1 Michael T. Edwards
- 2 Kevin L. Hesselink
- 3 Colin G. Hunter
- 4 Jason Thompson
- 5 Write-In

Kalkaska_0816_Primary_E

August 2, 2016

Summary Report

Kalkaska County

Kalkaska August 2, 2016

Registration & Turnout	14,472	Voters	REP - County Drain Commissioner	13/13	100.00%
Election Day Turnout	3,734	25.80%	Write-In	135	100.00%
Manual Entry Election Results Turnout	0	0.00%	Total ...	135	100.00%
Clerk Pack Turnout	0	0.00%			
Total ...	3,734	25.80%	REP - County Surveyor	13/13	100.00%
REP - US Rep in Congress 1st District	13/13	100.00%	Dean R. Farrier	2,200	99.55%
Jason Allen	955	39.14%	Write-In	10	0.45%
Jack Bergman	1,011	41.43%	Total ...	2,210	100.00%
Tom Casperson	466	19.10%			
Write-In	8	0.33%	REP - County Commissioner 1ST District	1/1	100.00%
Total ...	2,440	100.00%	Michael Buchanan	338	99.71%
			Write-In	1	0.29%
			Total ...	339	100.00%
REP - 103RD STATE REPRESENTATIVE I	13/13	100.00%	REP - County Commissioner 2ND District	2/2	100.00%
Vijay Kumar	613	26.51%	Stu McKinnon	294	99.32%
Daire L. Rendon	1,694	73.27%	Write-In	2	0.68%
Write-In	5	0.22%	Total ...	296	100.00%
Total ...	2,312	100.00%			
REP - County Prosecuting Attorney	13/13	100.00%	REP - County Commissioner 3RD District	5/5	100.00%
Mike Perreault	2,080	98.67%	Kohn Fisher	384	98.97%
Write-In	28	1.33%	Write-In	4	1.03%
Total ...	2,108	100.00%	Total ...	388	100.00%
REP - County Sheriff	13/13	100.00%	REP - County Commissioner 4TH District	2/2	100.00%
Patrick Whiteford	2,040	80.41%	James Sweet	181	98.91%
John West	495	19.51%	Write-In	2	1.09%
Write-In	2	0.08%	Total ...	183	100.00%
Total ...	2,537	100.00%			
REP - County Clerk	13/13	100.00%	REP - County Commissioner 5TH District	2/2	100.00%
Deborah Hill	1,677	66.73%	Dave Comai	260	98.86%
Megan Nothelfer	833	33.15%	Write-In	3	1.14%
Write-In	3	0.12%	Total ...	263	100.00%
Total ...	2,513	100.00%			
REP - County Treasurer	13/13	100.00%	REP - County Commissioner 6TH District	1/1	100.00%
Valerie Thornburg	2,193	99.41%	Craig Crambell	337	99.12%
Write-In	13	0.59%	Write-In	3	0.88%
Total ...	2,206	100.00%	Total ...	340	100.00%
REP - County Register of Deeds	13/13	100.00%	REP - County Commissioner 7TH District	1/1	100.00%
Jo Ann DeGraaf	1,747	72.91%	Patty J. Cox	254	97.69%
Brad Lee Heikkila	645	26.92%	Write-In	6	2.31%
Write-In	4	0.17%	Total ...	260	100.00%
Total ...	2,396	100.00%	REP - Bear Lake Supervisor	1/1	100.00%
			George Banker	135	99.26%

Kalkaska_0816_Primary_E

August 2, 2016

Summary Report

Kalkaska County

Kalkaska August 2, 2016

REP - Bear Lake Supervisor (cont'd...)

Write-In	1	0.74%
Total ...	136	100.00%

REP - Bear Lake Clerk

Carol A. Rosenberg	133	100.00%
Write-In	0	0.00%
Total ...	133	100.00%

REP - Bear Lake Treasurer

Shirley A. Havens	133	99.25%
Write-In	1	0.75%
Total ...	134	100.00%

REP - Bear Lake Trustee REP

William C. Diekman	54	22.98%
Robert C. Dixon	71	30.21%
James Knight	108	45.96%
Write-In	2	0.85%
Total ...	235	100.00%

REP - BEAR LAKE PRECINCT DELEGATI

Write-In	7	100.00%
Total ...	7	100.00%

REP - Blue Lake Supervisor

Blair Shearer	97	100.00%
Write-In	0	0.00%
Total ...	97	100.00%

REP - Blue Lake Clerk

Tracy Nichol	94	98.95%
Write-In	1	1.05%
Total ...	95	100.00%

REP - Blue Lake Treasurer

Christine M. Almose	90	98.90%
Write-In	1	1.10%
Total ...	91	100.00%

REP - Blue Lake Trustee

John Hughes	49	28.82%
Mary A. Shaw	65	38.24%
Larry Shoemaker	56	32.94%
Write-In	0	0.00%
Total ...	170	100.00%

REP - BLUE LAKE PRECINCT DELEGATI

Carl Buttermore	87	100.00%
Write-In	0	0.00%
Total ...	87	100.00%

REP - Boardman Supervisor

Gerald Leaf	126	99.21%
Write-In	1	0.79%
Total ...	127	100.00%

REP - Boardman Clerk

Tonya Hart	143	97.95%
Write-In	3	2.05%
Total ...	146	100.00%

REP - Boardman Treasurer

Nicole Gillette	139	97.20%
Write-In	4	2.80%
Total ...	143	100.00%

REP - Boardman Trustee

Paul C. Erickson	122	56.22%
Sonia E. Tubbs	91	41.94%
Write-In	4	1.84%
Total ...	217	100.00%

REP - BOARDMAN PRECINCT DELEGATI

Write-In	16	100.00%
Total ...	16	100.00%

REP - Clearwater Supervisor

Grace Hutchinson Beland	115	27.78%
Larry Niederstadt	209	50.48%
Adam Parzych	88	21.26%
Write-In	2	0.48%
Total ...	414	100.00%

REP - Clearwater Clerk

Write-In	15	100.00%
Total ...	15	100.00%

REP - Clearwater Treasurer

Barbara Crambell	365	99.73%
Write-In	1	0.27%
Total ...	366	100.00%

REP - Clearwater Trustee REP

Dwight Seaman	319	98.46%
---------------	-----	--------

Kalkaska_0816_Primary_E

August 2, 2016

Summary Report

Kalkaska County

Kalkaska August 2, 2016

REP - Clearwater Trustee REP (cont'd...	0/0	0.00%
Write-In	5	1.54%
Total ...	324	100.00%

REP - CLEARWATER PRECINCT DELEG	1/1	100.00%
Carol L. Backers	206	23.76%
Tom Backers	212	24.45%
Charles Carlson	215	24.80%
Rebecca Carlson	220	25.37%
Write-In	14	1.61%
Total ...	867	100.00%

REP - Coldsprings Supervisor	1/1	100.00%
Raymond M. Hoffman	208	99.52%
Write-In	1	0.48%
Total ...	209	100.00%

REP - Coldsprings Clerk	1/1	100.00%
Cheryl A. Collins	208	100.00%
Write-In	0	0.00%
Total ...	208	100.00%

REP - Coldsprings Treasurer	1/1	100.00%
Brenda G. Smith	200	100.00%
Write-In	0	0.00%
Total ...	200	100.00%

REP - Coldsprings Trustee REP	1/1	100.00%
Chuck Fawcett	126	42.71%
Dick Malott	169	57.29%
Write-In	0	0.00%
Total ...	295	100.00%

REP - COLDSPRINGS PRECINCT DELEG	1/1	100.00%
Denny Corrado	127	32.56%
Chuck Fawcett	120	30.77%
Dick Malott	140	35.90%
Write-In	3	0.77%
Total ...	390	100.00%

REP - Excelsior Supervisor	1/1	100.00%
Norman A. Groner	113	100.00%
Write-In	0	0.00%
Total ...	113	100.00%

REP - Excelsior Clerk	1/1	100.00%
Write-In	7	100.00%
Total ...	7	100.00%

REP - Excelsior Treasurer	1/1	100.00%
Write-In	7	100.00%
Total ...	7	100.00%

REP - Excelsior Trustee	1/1	100.00%
Bethel Larabee	111	100.00%
Write-In	0	0.00%
Total ...	111	100.00%

REP - EXCELSIOR PRECINCT DELEGATI	1/1	100.00%
Write-In	6	100.00%
Total ...	6	100.00%

REP - Garfield Supervisor	1/1	100.00%
David A. Persons	85	97.70%
Write-In	2	2.30%
Total ...	87	100.00%

REP - Garfield Clerk	1/1	100.00%
Juanita Persons	87	97.75%
Write-In	2	2.25%
Total ...	89	100.00%

REP - Garfield Treasurer	1/1	100.00%
Terri Sibole	84	97.67%
Write-In	2	2.33%
Total ...	86	100.00%

REP - Garfield Trustee	1/1	100.00%
Kathy Rogols	52	37.68%
Alvin Shively	85	61.59%
Write-In	1	0.72%
Total ...	138	100.00%

REP - GARFIELD PRECINCT DELEGATE	1/1	100.00%
Juanita Persons	63	48.09%
James Sweet	67	51.15%
Write-In	1	0.76%
Total ...	131	100.00%

REP - Kalkaska Supervisor	2/2	100.00%
Michael Winter	625	99.84%

Kalkaska_0816_Primary_E

August 2, 2016

Summary Report

Kalkaska County

Kalkaska August 2, 2016

REP - Kalkaska Supervisor (cont'd...)	2/2	100.00%
Write-In	1	0.16%
Total ...	626	100.00%
REP - Kalkaska Township Clerk	2/2	100.00%
Write-In	21	100.00%
Total ...	21	100.00%
REP - Kalkaska Treasurer	2/2	100.00%
Dawn Kuhns	589	99.33%
Write-In	4	0.67%
Total ...	593	100.00%
REP - Kalkaska Trustee	2/2	100.00%
David E. Wolfe	614	99.51%
Write-In	3	0.49%
Total ...	617	100.00%
REP - KALKASKA PCT 1 PRECINCT DELI	1/1	100.00%
Chad Bissonette	264	56.29%
Melodie Dow	199	42.43%
Write-In	6	1.28%
Total ...	469	100.00%
REP - KALKASKA PCT 2 DELEGATE REF	1/1	100.00%
Write-In	23	100.00%
Total ...	23	100.00%
REP - Oliver Supervisor	1/1	100.00%
Edward M. Fisher	42	100.00%
Write-In	0	0.00%
Total ...	42	100.00%
REP - Oliver Clerk	1/1	100.00%
Write-In	1	100.00%
Total ...	1	100.00%
REP - Oliver Treasurer	1/1	100.00%
Debbie Bishop	39	100.00%
Write-In	0	0.00%
Total ...	39	100.00%
REP - Oliver Trustee	1/1	100.00%
Michael R. Fisher	31	43.06%
Carol J. Tanner	41	56.94%
Write-In	0	0.00%
Total ...	72	100.00%

REP - OLIVER PRECINCT DELEGATE RE	1/1	100.00%
Michael Cox	39	100.00%
Write-In	0	0.00%
Total ...	39	100.00%
REP - Orange Supervisor	1/1	100.00%
Trevor Ball	125	98.43%
Write-In	2	1.57%
Total ...	127	100.00%
REP - Orange Clerk	1/1	100.00%
Eric Hendricks	131	98.50%
Write-In	2	1.50%
Total ...	133	100.00%
REP - Orange Treasurer	1/1	100.00%
Write-In	6	100.00%
Total ...	6	100.00%
REP - Orange Trustee	1/1	100.00%
Susan D. Ball	117	60.00%
Tom Mason	78	40.00%
Write-In	0	0.00%
Total ...	195	100.00%
REP - ORANGE PRECINCT DELEGATE R	1/1	100.00%
Eric Hendricks	114	51.35%
Laura Hendricks	102	45.95%
Write-In	6	2.70%
Total ...	222	100.00%
REP - Rapid River Supervisor	1/1	100.00%
Terry Williams	112	100.00%
Write-In	0	0.00%
Total ...	112	100.00%
REP - Rapid River Clerk	1/1	100.00%
Valerie Hansen	116	100.00%
Write-In	0	0.00%
Total ...	116	100.00%
REP - Rapid River Treasurer	1/1	100.00%
Write-In	18	100.00%
Total ...	18	100.00%
REP - Rapid River Trustee REP	1/1	100.00%
Matthew J. Brenner	89	52.66%
David A. McKinnon	79	46.75%

Kalkaska_0816_Primary_E

August 2, 2016

Summary Report

Kalkaska County

Kalkaska August 2, 2016

REP - Rapid River Trustee REP (cont'd..	1/1	100.00%	DEM - 103RD STATE REPRESENTATIVE	13/13	100.00%
Write-In	1	0.59%	Write-In	2	0.30%
Total ...	169	100.00%	Total ...	662	100.00%
REP - RAPID RIVER PRECINCT DELEGA	1/1	100.00%	DEM - County Prosecuting Attorney	13/13	100.00%
David A. McKinnon	78	50.00%	Write-In	43	100.00%
Danielle McPherson	78	50.00%	Total ...	43	100.00%
Write-In	0	0.00%	DEM - County Sheriff	13/13	100.00%
Total ...	156	100.00%	Write-In	43	100.00%
REP - Springfield Supervisor	1/1	100.00%	Total ...	43	100.00%
Thomas Gonyer	94	98.95%	DEM - County Clerk	13/13	100.00%
Write-In	1	1.05%	Write-In	37	100.00%
Total ...	95	100.00%	Total ...	37	100.00%
REP - Springfield Clerk	1/1	100.00%	DEM - County Treasurer	13/13	100.00%
Write-In	4	100.00%	Write-In	39	100.00%
Total ...	4	100.00%	Total ...	39	100.00%
REP - Springfield Treasurer	1/1	100.00%	DEM - County Register of Deeds	13/13	100.00%
Write-In	4	100.00%	Write-In	34	100.00%
Total ...	4	100.00%	Total ...	34	100.00%
REP - Springfield Trustee	1/1	100.00%	DEM - County Drain Commissioner	13/13	100.00%
Jeremy Birgy	93	98.94%	Seth Phillips	545	99.63%
Write-In	1	1.06%	Write-In	2	0.37%
Total ...	94	100.00%	Total ...	547	100.00%
REP - SPRINGFIELD DELEGATE REP	1/1	100.00%	DEM - County Surveyor	13/13	100.00%
Tim Aschmann	58	36.02%	Write-In	36	100.00%
Amy Faber	54	33.54%	Total ...	36	100.00%
Daniel Faber	46	28.57%	DEM - County Commissioner 1ST Distric	1/1	100.00%
Write-In	3	1.86%	Write-In	5	100.00%
Total ...	161	100.00%	Total ...	5	100.00%
DEM - US Rep in Congress 1st District	13/13	100.00%	DEM - County Commissioner 2ND Distric	2/2	100.00%
Jerry Cannon	543	63.36%	Fred L. Vonalt	128	100.00%
Lon Johnson	313	36.52%	Write-In	0	0.00%
Write-In	1	0.12%	Total ...	128	100.00%
Total ...	857	100.00%	DEM - County Commissioner 3RD Distric	5/5	100.00%
DEM - 103RD STATE REPRESENTATIVE	13/13	100.00%	Write-In	5	100.00%
Robyn Pillingier Daniels	204	30.82%	Total ...	5	100.00%
Brad Richards	145	21.90%			
Tim Schaiberger	56	8.46%			
Jordan Stancil	255	38.52%			

Kalkaska_0816_Primary_E

August 2, 2016

Summary Report

Kalkaska County

Kalkaska August 2, 2016

DEM - County Commissioner 4TH Distric	2/2 100.00%
Kevin Stein	101 100.00%
Write-In	0 0.00%
Total ...	101 100.00%

DEM - County Commissioner 5TH Distric	2/2 100.00%
Write-In	4 100.00%
Total ...	4 100.00%

DEM - County Commissioner 6TH Distric	1/1 100.00%
Write-In	2 100.00%
Total ...	2 100.00%

DEM - County Commissioner 7TH Distric	1/1 100.00%
Write-In	7 100.00%
Total ...	7 100.00%

DEM - Bear Lake Supervisor	1/1 100.00%
Write-In	5 100.00%
Total ...	5 100.00%

DEM - Bear Lake Clerk	1/1 100.00%
Write-In	4 100.00%
Total ...	4 100.00%

DEM - Bear Lake Treasurer	1/1 100.00%
Write-In	3 100.00%
Total ...	3 100.00%

DEM - Bear Lake Trustee DEM	1/1 100.00%
Gerald McKee	34 97.14%
Write-In	1 2.86%
Total ...	35 100.00%

DEM - BEAR LAKE PRECINCT DELEGAT	1/1 100.00%
Write-In	3 100.00%
Total ...	3 100.00%

DEM - Blue Lake Supervisor	1/1 100.00%
Write-In	1 100.00%
Total ...	1 100.00%

DEM - Blue Lake Clerk	1/1 100.00%
Write-In	1 100.00%
Total ...	1 100.00%

DEM - Blue Lake Treasurer	1/1 100.00%
Write-In	1 100.00%
Total ...	1 100.00%

DEM - Blue Lake Trustee	1/1 100.00%
Write-In	1 100.00%
Total ...	1 100.00%

DEM - BLUE LAKE PRECINCT DELEGATI	1/1 100.00%
Write-In	3 100.00%
Total ...	3 100.00%

DEM - Boardman Supervisor	1/1 100.00%
Alan Hart	49 98.00%
Write-In	1 2.00%
Total ...	50 100.00%

DEM - Boardman Clerk	1/1 100.00%
Write-In	2 100.00%
Total ...	2 100.00%

DEM - Boardman Treasurer	1/1 100.00%
Write-In	2 100.00%
Total ...	2 100.00%

DEM - Boardman Trustee	1/1 100.00%
Write-In	4 100.00%
Total ...	4 100.00%

DEM - BOARDMAN PRECINCT DELEGAT	1/1 100.00%
Write-In	3 100.00%
Total ...	3 100.00%

DEM - Clearwater Supervisor	0/0 0.00%
Write-In	7 100.00%
Total ...	7 100.00%

DEM - Clearwater Clerk	0/0 0.00%
Kathleen N. Eldridge	103 100.00%
Write-In	0 0.00%
Total ...	103 100.00%

DEM - Clearwater Treasurer	0/0 0.00%
Write-In	7 100.00%
Total ...	7 100.00%

Kalkaska_0816_Primary_E

August 2, 2016

Summary Report

Kalkaska County

Kalkaska August 2, 2016

DEM - Clearwater Trustee DEM	0/0	0.00%	DEM - Excelsior Trustee (cont'd...)	0/1	0.00%
Patrick G. Hubble	92	94.86%	Write-In	0	0.00%
Write-In	5	5.15%	Total ...	25	100.00%
Total ...	97	100.00%			
DEM - CLEARWATER PRECINCT DELEG.	1/1	100.00%	DEM - EXCELSIOR PRECINCT DELEGAT	1/1	100.00%
Write-In	4	100.00%	Write-In	1	100.00%
Total ...	4	100.00%	Total ...	1	100.00%
DEM - Coldsprings Supervisor	1/1	100.00%	DEM - Garfield Supervisor	1/1	100.00%
Write-In	3	100.00%	Todd Larry Jones	53	100.00%
Total ...	3	100.00%	Write-In	0	0.00%
			Total ...	53	100.00%
DEM - Coldsprings Clerk	1/1	100.00%	DEM - Garfield Clerk	1/1	100.00%
Write-In	3	100.00%	Write-In	1	100.00%
Total ...	3	100.00%	Total ...	1	100.00%
DEM - Coldsprings Treasurer	1/1	100.00%	DEM - Garfield Treasurer	1/1	100.00%
Write-In	3	100.00%	Write-In	1	100.00%
Total ...	3	100.00%	Total ...	1	100.00%
DEM - Coldsprings Trustee DEM	1/1	100.00%	DEM - Garfield Trustee	1/1	100.00%
Lowell T. Schaller	88	98.88%	Write-In	2	100.00%
Write-In	1	1.12%	Total ...	2	100.00%
Total ...	89	100.00%			
DEM - COLDSPRINGS PRECINCT DELEG	1/1	100.00%	DEM - GARFIELD PRECINCT DELEGATE	1/1	100.00%
Margaret Vonalt	91	100.00%	Write-In	1	100.00%
Write-In	0	0.00%	Total ...	1	100.00%
Total ...	91	100.00%			
DEM - Excelsior Supervisor	1/1	100.00%	DEM - Kalkaska Superviosr	2/2	100.00%
Write-In	1	100.00%	Write-In	7	100.00%
Total ...	1	100.00%	Total ...	7	100.00%
DEM - Excelsior Clerk	0/1	0.00%	DEM - Kalkaska Township Clerk	2/2	100.00%
Write-In	0	0.00%	Connie Winter	143	100.00%
Total ...	0	0.00%	Write-In	0	0.00%
			Total ...	143	100.00%
DEM - Excelsior Treasurer	1/1	100.00%	DEM - Kalkaska Treasurer	2/2	100.00%
Nina Cotton	26	100.00%	Write-In	5	100.00%
Write-In	0	0.00%	Total ...	5	100.00%
Total ...	26	100.00%			
DEM - Excelsior Trustee	1/1	100.00%	DEM - Kalkaska Trustee	2/2	100.00%
Daniel R. Prokup	25	100.00%	Allen J. Dimon	141	98.60%
			Write-In	2	1.40%
			Total ...	143	100.00%

Kalkaska_0816_Primary_E

August 2, 2016

Summary Report

Kalkaska County

Kalkaska August 2, 2016

DEM - KALKASKA PCT 1 PRECINCT DEL	1/1 100.00%	DEM - Orange Trustee (cont'd...)	0/1 0.00%
Write-In	4 100.00%	Write-In	0 0.00%
Total ...	4 100.00%	Total ...	36 100.00%
DEM - KALKASKA PCT 2 DELEGATE DE	1/1 100.00%	DEM - ORANGE PRECINCT DELEGATE C	1/1 100.00%
Write-In	6 100.00%	Write-In	4 100.00%
Total ...	6 100.00%	Total ...	4 100.00%
DEM - Oliver Supervisor	0/1 0.00%	DEM - Rapid River Supervisor	1/1 100.00%
Write-In	0 0.00%	Write-In	2 100.00%
Total ...	0 0.00%	Total ...	2 100.00%
DEM - Oliver Clerk	1/1 100.00%	DEM - Rapid River Clerk	1/1 100.00%
Sonja Dunham	7 100.00%	Write-In	2 100.00%
Write-In	0 0.00%	Total ...	2 100.00%
Total ...	7 100.00%	DEM - Rapid River Treasurer	1/1 100.00%
DEM - Oliver Treasurer	0/1 0.00%	Write-In	8 100.00%
Write-In	0 0.00%	Total ...	8 100.00%
Total ...	0 0.00%	DEM - Rapid River Trustee DEM	1/1 100.00%
DEM - Oliver Trustee	0/1 0.00%	Write-In	1 100.00%
Write-In	0 0.00%	Total ...	1 100.00%
Total ...	0 0.00%	DEM - RAPID RIVER PRECINCT DELEGA	1/1 100.00%
DEM - OLIVER PRECINCT DELEGATE DE	0/1 0.00%	Michael D. Moran	35 100.00%
Write-In	0 0.00%	Write-In	0 0.00%
Total ...	0 0.00%	Total ...	35 100.00%
DEM - Orange Supervisor	1/1 100.00%	DEM - Springfield Supervisor	1/1 100.00%
Pam Stuckman	38 100.00%	Write-In	3 100.00%
Write-In	0 0.00%	Total ...	3 100.00%
Total ...	38 100.00%	DEM - Springfield Clerk	1/1 100.00%
DEM - Orange Clerk	1/1 100.00%	Sandra Parker	52 100.00%
Write-In	4 100.00%	Write-In	0 0.00%
Total ...	4 100.00%	Total ...	52 100.00%
DEM - Orange Treasurer	1/1 100.00%	DEM - Springfield Treasurer	1/1 100.00%
Julie A. Lenz	41 100.00%	Bonnie M. Gonyer	56 100.00%
Write-In	0 0.00%	Write-In	0 0.00%
Total ...	41 100.00%	Total ...	56 100.00%
DEM - Orange Trustee	1/1 100.00%	DEM - Springfield Trustee	1/1 100.00%
Anna Kniss	36 100.00%	Carl Ingersoll	53 98.15%

Kalkaska_0816_Primary_E

August 2, 2016

Summary Report

Kalkaska County

Kalkaska August 2, 2016

DEM - Springfield Trustee (cont'd...)	1/1 100.00%	Clearwater Road Millage Renewal (cont'	0/0 0.00%
Write-In	1 1.85%	NO	169 29.91%
Total ...	54 100.00%	Total ...	565 100.00%
DEM - SPRINGFIELD DELEGATE DEM	1/1 100.00%	Coldsprings Fire and Rescue Millage	1/1 100.00%
Write-In	3 100.00%	YES	282 76.63%
Total ...	3 100.00%	NO	86 23.37%
		Total ...	368 100.00%
46th Cir. Judge of the Cir. Court Incumbent	13/13 100.00%	Coldsprings Fire Equipment Mill Renewal	1/1 100.00%
Michael T. Edwards	549 23.42%	YES	269 73.30%
Kevin L. Hesselink	655 27.94%	NO	98 26.70%
Colin G. Hunter	507 21.63%	Total ...	367 100.00%
Jason Thompson	621 26.49%	Coldsprings Garbage Pick-up Renewal	1/1 100.00%
Write-In	12 0.51%	YES	306 83.15%
Total ...	2,344 100.00%	NO	62 16.85%
County Millage Renewal Proposal	13/13 100.00%	Total ...	368 100.00%
YES	2,099 59.29%	Coldsprings Road Construction Renewal	1/1 100.00%
NO	1,441 40.71%	YES	231 63.11%
Total ...	3,540 100.00%	NO	135 36.89%
County Conservation District Proposal	13/13 100.00%	Total ...	366 100.00%
YES	1,801 51.72%	Excelsior Fire and Rescue Proposal	1/1 100.00%
NO	1,681 48.28%	YES	140 80.46%
Total ...	3,482 100.00%	NO	34 19.54%
County Public Transit Authority Mill	13/13 100.00%	Total ...	174 100.00%
YES	2,213 63.08%	Excelsior Fire Equipment Millage	1/1 100.00%
NO	1,295 36.92%	YES	126 73.26%
Total ...	3,508 100.00%	NO	46 26.74%
Blue Lake Fire Department Millage	1/1 100.00%	Total ...	172 100.00%
YES	151 86.78%	Excelsior School District Proposal	1/1 100.00%
NO	23 13.22%	YES	50 66.67%
Total ...	174 100.00%	NO	25 33.33%
Boardman Fire Operation Millage	1/1 100.00%	Total ...	75 100.00%
YES	165 69.33%	Oliver General Fund Proposal	1/1 100.00%
NO	73 30.67%	YES	47 78.33%
Total ...	238 100.00%	NO	13 21.67%
Boardman Road Millage	1/1 100.00%	Total ...	60 100.00%
YES	128 53.33%	Rapid River Refuse Proposal	1/1 100.00%
NO	112 46.67%	YES	169 87.56%
Total ...	240 100.00%		
Clearwater Road Millage Renewal	0/0 0.00%		
YES	396 70.09%		

Kalkaska_0816_Primary_E

August 2, 2016

Summary Report

Kalkaska County

Kalkaska August 2, 2016

Rapid River Refuse Proposal (cont'd...)	1/1	100.00%
NO	24	12.44%
Total ...	193	100.00%
Rapid River Annual Clean up Service Prc	1/1	100.00%
YES	157	80.51%
NO	38	19.49%
Total ...	195	100.00%
Rapid River Road Proposal	1/1	100.00%
YES	136	69.74%
NO	59	30.26%
Total ...	195	100.00%
Springfield Ambulance Proposal	1/1	100.00%
YES	123	71.51%
NO	49	28.49%
Total ...	172	100.00%

Kalkaska_0816_Primary_E

August 2, 2016

Precinct Report

Kalkaska County

Kalkaska August 2, 2016

Bear Lake Township Precinct 1

Registration & Turnout	665		
Election Day Turnout	223	33.53%	
Manual Entry Election Results Turnout	0	0.00%	
Clerk Pack Turnout	0	0.00%	
Total...	223	33.53%	
REP - US Rep in Congress 1st District		(Final)	
Jason Allen	56	38.89%	
Jack Bergman	66	45.83%	
Tom Casperson	22	15.28%	
Write-In	0	0.00%	
Total...	144	0.00%	
REP - 103RD STATE REPRESENTATIVE DISTRICT		(Final)	
Vijay Kumar	31	22.30%	
Daire L. Rendon	108	77.70%	
Write-In	0	0.00%	
Total...	139	0.00%	
REP - County Prosecuting Attorney		(Final)	
Mike Perreault	116	98.31%	
Write-In	2	1.69%	
Total...	118	100.00%	
REP - County Sheriff		(Final)	
Patrick Whiteford	116	81.69%	
John West	26	18.31%	
Write-In	0	0.00%	
Total...	142	0.00%	
REP - County Clerk		(Final)	
Deborah Hill	86	67.19%	
Megan Nothelfer	42	32.81%	
Write-In	0	0.00%	
Total...	128	0.00%	
REP - County Treasurer		(Final)	
Valerie Thornburg	121	100.00%	
Write-In	0	0.00%	
Total...	121	0.00%	
REP - County Register of Deeds		(Final)	
Jo Ann DeGraaf	98	80.33%	
Brad Lee Heikkila	24	19.67%	
Write-In	0	0.00%	
Total...	122	0.00%	
REP - County Drain Commissioner		(Final)	
Write-In	10	100.00%	
Total...	10	100.00%	
REP - County Surveyor		(Final)	
Dean R. Farrier	116	100.00%	
Write-In	0	0.00%	
Total...	116	0.00%	

Bear Lake Township Precinct 1

REP - County Commissioner 3RD District-2 yr	(Final)		
Kohn Fisher	109	100.00%	
Write-In	0	0.00%	
Total...	109	0.00%	
REP - Bear Lake Supervisor		(Final)	
George Banker	136	99.26%	
Write-In	1	0.74%	
Total...	136	100.00%	
REP - Bear Lake Clerk		(Final)	
Carol A. Rosenberg	133	100.00%	
Write-In	0	0.00%	
Total...	133	0.00%	
REP - Bear Lake Treasurer		(Final)	
Shirley A. Havens	133	99.25%	
Write-In	1	0.75%	
Total...	134	100.00%	
REP - Bear Lake Trustee REP		(Final)	
William C. Diekman	54	22.98%	
Robert C. Dixon	71	30.21%	
James Knight	108	45.96%	
Write-In	2	0.85%	
Total...	235	100.00%	
REP - BEAR LAKE PRECINCT DELEGATE REP		(Final)	
Write-In	7	100.00%	
Total...	7	100.00%	
DEM - US Rep in Congress 1st District		(Final)	
Jerry Cannon	27	50.00%	
Lon Johnson	27	50.00%	
Write-In	0	0.00%	
Total...	54	0.00%	
DEM - 103RD STATE REPRESENTATIVE DISTRICT		(Final)	
Robyn Pillinger Daniels	10	19.23%	
Brad Richards	4	7.69%	
Tim Schaiberger	2	3.85%	
Jordan Stancil	36	69.23%	
Write-In	0	0.00%	
Total...	52	0.00%	
DEM - County Prosecuting Attorney		(Final)	
Write-In	3	100.00%	
Total...	3	100.00%	
DEM - County Sheriff		(Final)	
Write-In	4	100.00%	
Total...	4	100.00%	

Kalkaska_0816_Primary_E

August 2, 2016

Precinct Report

Kalkaska County

Kalkaska August 2, 2016

Bear Lake Township Precinct 1

DEM - County Clerk	(Final)		
Write-In	3	100.00%	
Total...	3	100.00%	
DEM - County Treasurer	(Final)		
Write-In	3	100.00%	
Total...	3	100.00%	
DEM - County Register of Deeds	(Final)		
Write-In	3	100.00%	
Total...	3	100.00%	
DEM - County Drain Commissionar	(Final)		
Seth Phillips	36	100.00%	
Write-In	0	0.00%	
Total...	36	0.00%	
DEM - County Surveyor	(Final)		
Write-In	3	100.00%	
Total...	3	100.00%	
DEM - County Commissioner 3RD District-2 yr	(Final)		
Write-In	2	100.00%	
Total...	2	100.00%	
DEM - Bear Lake Supervisor	(Final)		
Write-In	5	100.00%	
Total...	5	100.00%	
DEM - Bear Lake Clerk	(Final)		
Write-In	4	100.00%	
Total...	4	100.00%	
DEM - Bear Lake Treasurer	(Final)		
Write-In	3	100.00%	
Total...	3	100.00%	
DEM - Bear Lake Trustee DEM	(Final)		
Gerald McKee	34	97.14%	
Write-In	1	2.86%	
Total...	35	100.00%	
DEM - BEAR LAKE PRECINCT DELEGATE DEM	(Final)		
Write-In	3	100.00%	
Total...	3	100.00%	
46th Cir. Judge of the Cir. Court Incumbent PTE	(Final)		
Michael T. Edwards	42	27.81%	
Kevin L. Hesselink	18	11.92%	
Colin G. Hunter	33	21.85%	
Jason Thompson	58	38.41%	
Write-In	0	0.00%	
Total...	151	0.00%	
County Millage Renewal Proposal	(Final)		
YES	105	50.72%	

Bear Lake Township Precinct 1

County Millage Renewal Proposal	(Final)		
NO	102	49.28%	
Total...	207	100.00%	
County Conservation District Proposal	(Final)		
YES	88	43.14%	
NO	116	56.86%	
Total...	204	100.00%	
County Public Transit Authority Mill	(Final)		
YES	115	56.65%	
NO	88	43.35%	
Total...	203	100.00%	

Kalkaska_0816_Primary_E

August 2, 2016

Precinct Report

Kalkaska County

Kalkaska August 2, 2016

Blue Lake Township Precinct 1

Registration & Turnout	383		
Election Day Turnout	182	47.52%	
Manual Entry Election Results Turnout	0	0.00%	
Clerk Pack Turnout	0	0.00%	
Total...	182	47.52%	
REP - US Rep in Congress 1st District		(Final)	
Jason Allen	38	34.86%	
Jack Bergman	48	44.04%	
Tom Casperson	23	21.10%	
Write-In	0	0.00%	
Total...	109	0.00%	
REP - 103RD STATE REPRESENTATIVE DISTRICT		(Final)	
Vijay Kumar	23	22.55%	
Daire L. Rendon	79	77.45%	
Write-In	0	0.00%	
Total...	102	0.00%	
REP - County Prosecuting Attorney		(Final)	
Mike Perreault	89	100.00%	
Write-In	0	0.00%	
Total...	89	0.00%	
REP - County Sheriff		(Final)	
Patrick Whiteford	86	86.87%	
John West	13	13.13%	
Write-In	0	0.00%	
Total...	99	0.00%	
REP - County Clerk		(Final)	
Deborah Hill	67	68.37%	
Megan Nothelfer	31	31.63%	
Write-In	0	0.00%	
Total...	98	0.00%	
REP - County Treasurer		(Final)	
Valerie Thornburg	90	100.00%	
Write-In	0	0.00%	
Total...	90	0.00%	
REP - County Register of Deeds		(Final)	
Jo Ann DeGraaf	67	70.53%	
Brad Lee Heikkila	28	29.47%	
Write-In	0	0.00%	
Total...	95	0.00%	
REP - County Drain Commissioner		(Final)	
Write-In	10	100.00%	
Total...	10	100.00%	
REP - County Surveyor		(Final)	
Dean R. Farrier	96	100.00%	
Write-In	0	0.00%	
Total...	96	0.00%	

Blue Lake Township Precinct 1

REP - County Commissioner 3RD District-2 yr		(Final)	
Kohn Fisher	86	100.00%	
Write-In	0	0.00%	
Total...	86	0.00%	
REP - Blue Lake Supervisor		(Final)	
Blair Shearer	97	100.00%	
Write-In	0	0.00%	
Total...	97	0.00%	
REP - Blue Lake Clerk		(Final)	
Tracy Nichol	94	98.95%	
Write-In	1	1.05%	
Total...	95	100.00%	
REP - Blue Lake Treasurer		(Final)	
Christine M. Almose	90	98.90%	
Write-In	1	1.10%	
Total...	91	100.00%	
REP - Blue Lake Trustee		(Final)	
John Hughes	49	28.82%	
Mary A. Shaw	65	38.24%	
Larry Shoemaker	56	32.94%	
Write-In	0	0.00%	
Total...	170	0.00%	
REP - BLUE LAKE PRECINCT DELEGATE REP		(Final)	
Carl Buttermore	87	100.00%	
Write-In	0	0.00%	
Total...	87	0.00%	
DEM - US Rep in Congress 1st District		(Final)	
Jerry Cannon	30	51.72%	
Lon Johnson	28	48.28%	
Write-In	0	0.00%	
Total...	58	0.00%	
DEM - 103RD STATE REPRESENTATIVE DISTRICT		(Final)	
Robyn Pillinger Daniels	16	40.00%	
Brad Richards	9	22.50%	
Tim Schalberger	2	5.00%	
Jordan Stancil	13	32.50%	
Write-In	0	0.00%	
Total...	40	0.00%	
DEM - County Prosecuting Attorney		(Final)	
Write-In	2	100.00%	
Total...	2	100.00%	
DEM - County Sheriff		(Final)	
Write-In	2	100.00%	
Total...	2	100.00%	

Kalkaska_0816_Primary_E

August 2, 2016

Precinct Report

Kalkaska County

Kalkaska August 2, 2016

Blue Lake Township Precinct 1

Blue Lake Township Precinct 1

DEM - County Clerk				(Final) County Millage Renewal Proposal			
Write-In	2	100.00%	NO	69	38.55%		
Total...	2	100.00%		Total...	179	100.00%	
DEM - County Treasurer				(Final) County Conservation District Proposal			
Write-In	2	100.00%	YES	92	51.40%		
Total...	2	100.00%	NO	87	48.60%		
				Total...	179	100.00%	
DEM - County Register of Deeds				(Final) County Public Transit Authority Mill			
Write-In	2	100.00%	YES	127	70.95%		
Total...	2	100.00%	NO	52	29.05%		
				Total...	179	100.00%	
DEM - County Drain Commissioner				(Final) Blue Lake Fire Department Millage			
Seth Phillips	33	100.00%	YES	151	86.78%		
Write-In	0	0.00%	NO	23	13.22%		
Total...	33	0.00%		Total...	174	100.00%	
DEM - County Surveyor				(Final)			
Write-In	2	100.00%					
Total...	2	100.00%					
DEM - County Commissioner 3RD District-2 yr				(Final)			
Write-In	2	100.00%					
Total...	2	100.00%					
DEM - Blue Lake Supervisor				(Final)			
Write-In	1	100.00%					
Total...	1	100.00%					
DEM - Blue Lake Clerk				(Final)			
Write-In	1	100.00%					
Total...	1	100.00%					
DEM - Blue Lake Treasurer				(Final)			
Write-In	1	100.00%					
Total...	1	100.00%					
DEM - Blue Lake Trustee				(Final)			
Write-In	1	100.00%					
Total...	1	100.00%					
DEM - BLUE LAKE PRECINCT DELEGATE DEM				(Final)			
Write-In	3	100.00%					
Total...	3	100.00%					
46th Cir. Judge of the Cir. Court Incumbent PTE				(Final)			
Michael T. Edwards	12	10.43%					
Kevin L. Hesselink	34	29.57%					
Colin G. Hunter	37	32.17%					
Jason Thompson	32	27.83%					
Write-In	0	0.00%					
Total...	115	0.00%					
County Millage Renewal Proposal				(Final)			
YES	110	61.45%					

Kalkaska_0816_Primary_E

August 2, 2016

Precinct Report

Kalkaska County

Kalkaska August 2, 2016

Boardman Township Precinct 1

Registration & Turnout		1,229	
Election Day Turnout	257	20.91%	
Manual Entry Election Results Turnout	0	0.00%	
Clerk Pack Turnout	0	0.00%	
Total...	257	20.91%	

REP - US Rep in Congress 1st District		(Final)	
Jason Allen	71	42.26%	
Jack Bergman	62	36.90%	
Tom Casperson	34	20.24%	
Write-In	1	0.60%	
Total...	168	100.00%	

REP - 103RD STATE REPRESENTATIVE DISTRICT		(Final)	
Vijay Kumar	46	28.75%	
Daire L. Rendon	113	70.63%	
Write-In	1	0.63%	
Total...	160	100.00%	

REP - County Prosecuting Attorney		(Final)	
Mike Perreault	152	98.70%	
Write-In	2	1.30%	
Total...	154	100.00%	

REP - County Sheriff		(Final)	
Patrick Whiteford	134	78.82%	
John West	35	20.59%	
Write-In	1	0.59%	
Total...	170	100.00%	

REP - County Clerk		(Final)	
Deborah Hill	134	74.44%	
Megan Nothelfer	45	25.00%	
Write-In	1	0.56%	
Total...	180	100.00%	

REP - County Treasurer		(Final)	
Valerie Thornburg	162	99.39%	
Write-In	1	0.61%	
Total...	163	100.00%	

REP - County Register of Deeds		(Final)	
Jo Ann DeGraaf	123	73.21%	
Brad Lee Heikkila	44	26.19%	
Write-In	1	0.60%	
Total...	168	100.00%	

REP - County Drain Commissioner		(Final)	
Write-In	10	100.00%	
Total...	10	100.00%	

REP - County Surveyor		(Final)	
Dean R. Farrier	160	99.38%	
Write-In	1	0.62%	
Total...	161	100.00%	

Boardman Township Precinct 1

REP - County Commissioner 5TH District-2 yr		(Final)	
Dave Comai	153	99.35%	
Write-In	1	0.65%	
Total...	154	100.00%	

REP - Boardman Supervisor		(Final)	
Gerald Leaf	126	99.21%	
Write-In	1	0.79%	
Total...	127	100.00%	

REP - Boardman Clerk		(Final)	
Tonya Hart	143	97.95%	
Write-In	3	2.05%	
Total...	146	100.00%	

REP - Boardman Treasurer		(Final)	
Nicole Gillette	139	97.20%	
Write-In	4	2.80%	
Total...	143	100.00%	

REP - Boardman Trustee		(Final)	
Paul C. Erickson	122	56.22%	
Sonia E. Tubbs	91	41.94%	
Write-In	4	1.84%	
Total...	217	100.00%	

REP - BOARDMAN PRECINCT DELEGATE REP		(Final)	
Write-In	16	100.00%	
Total...	16	100.00%	

DEM - US Rep in Congress 1st District		(Final)	
Jerry Cannon	40	65.57%	
Lon Johnson	21	34.43%	
Write-In	0	0.00%	
Total...	61	0.00%	

DEM - 103RD STATE REPRESENTATIVE DISTRICT		(Final)	
Robyn Pillinger Daniels	19	40.43%	
Brad Richards	5	10.64%	
Tim Schaiberger	7	14.89%	
Jordan Stancil	16	34.04%	
Write-In	0	0.00%	
Total...	47	0.00%	

DEM - County Prosecuting Attorney		(Final)	
Write-In	6	100.00%	
Total...	6	100.00%	

DEM - County Sheriff		(Final)	
Write-In	2	100.00%	
Total...	2	100.00%	

DEM - County Clerk		(Final)	
Write-In	3	100.00%	
Total...	3	100.00%	

Kalkaska_0816_Primary_E

August 2, 2016

Precinct Report

Kalkaska County

Kalkaska August 2, 2016

Boardman Township Precinct 1

DEM - County Treasurer	(Final)		
Write-In	3	100.00%	
Total...	3	100.00%	

DEM - County Register of Deeds	(Final)		
Write-In	1	100.00%	
Total...	1	100.00%	

DEM - County Drain Commissioner	(Final)		
Seth Phillips	36	100.00%	
Write-In	0	0.00%	
Total...	36	0.00%	

DEM - County Surveyor	(Final)		
Write-In	2	100.00%	
Total...	2	100.00%	

DEM - County Commissioner 5TH District-2 yr	(Final)		
Write-In	2	100.00%	
Total...	2	100.00%	

DEM - Boardman Supervisor	(Final)		
Alan Hart	49	98.00%	
Write-In	1	2.00%	
Total...	50	100.00%	

DEM - Boardman Clerk	(Final)		
Write-In	2	100.00%	
Total...	2	100.00%	

DEM - Boardman Treasurer	(Final)		
Write-In	2	100.00%	
Total...	2	100.00%	

DEM - Boardman Trustee	(Final)		
Write-In	4	100.00%	
Total...	4	100.00%	

DEM - BOARDMAN PRECINCT DELEGATE DEM	(Final)		
Write-In	3	100.00%	
Total...	3	100.00%	

46th Cir. Judge of the Cir. Court Incumbent PTE	(Final)		
Michael T. Edwards	28	16.57%	
Kevin L. Hesselink	47	27.81%	
Colin G. Hunter	41	24.26%	
Jason Thompson	52	30.77%	
Write-In	1	0.59%	
Total...	169	100.00%	

County Millage Renewal Proposal	(Final)		
YES	151	63.18%	
NO	88	36.82%	
Total...	239	100.00%	

County Conservation District Proposal	(Final)		
YES	118	50.00%	

Boardman Township Precinct 1

County Conservation District Proposal	(Final)		
NO	118	50.00%	
Total...	236	100.00%	

County Public Transit Authority Mill	(Final)		
YES	149	62.61%	
NO	89	37.39%	
Total...	238	100.00%	

Boardman Fire Operation Millage	(Final)		
YES	165	69.33%	
NO	73	30.67%	
Total...	238	100.00%	

Boardman Road Millage	(Final)		
YES	128	53.33%	
NO	112	46.67%	
Total...	240	100.00%	

Kalkaska_0816_Primary_E

August 2, 2016

Precinct Report

Kalkaska County

Kalkaska August 2, 2016

Clearwater Township Precinct 1

Registration & Turnout	2,095		
Election Day Turnout	606	28.93%	
Manual Entry Election Results Turnout	0	0.00%	
Clerk Pack Turnout	0	0.00%	
Total...	606	28.93%	
REP - US Rep in Congress 1st District	(Final)		
Jason Allen	147	35.94%	
Jack Bergman	178	43.52%	
Tom Casperson	81	19.80%	
Write-In	3	0.73%	
Total...	409	100.00%	
REP - 103RD STATE REPRESENTATIVE DISTRICT	(Final)		
Vijay Kumar	114	29.92%	
Daire L. Rendon	264	69.29%	
Write-In	3	0.79%	
Total...	381	100.00%	
REP - County Prosecuting Attorney	(Final)		
Mike Perreault	321	98.17%	
Write-In	6	1.83%	
Total...	327	100.00%	
REP - County Sheriff	(Final)		
Patrick Whiteford	309	71.69%	
John West	121	28.07%	
Write-In	1	0.23%	
Total...	431	100.00%	
REP - County Clerk	(Final)		
Deborah Hill	290	70.22%	
Megan Nothelfer	121	29.30%	
Write-In	2	0.48%	
Total...	413	100.00%	
REP - County Treasurer	(Final)		
Valerie Thornburg	348	99.71%	
Write-In	1	0.29%	
Total...	349	100.00%	
REP - County Register of Deeds	(Final)		
Jo Ann DeGraaf	277	72.51%	
Brad Lee Heikkila	103	26.96%	
Write-In	2	0.52%	
Total...	382	100.00%	
REP - County Drain Commissioner	(Final)		
Write-In	20	100.00%	
Total...	20	100.00%	
REP - County Surveyor	(Final)		
Dean R. Farrier	346	99.71%	
Write-In	1	0.29%	
Total...	347	100.00%	

Clearwater Township Precinct 1

REP - County Commissioner 1ST District-2 yr	(Final)		
Michael Buchanan	338	99.71%	
Write-In	1	0.29%	
Total...	339	100.00%	
REP - Clearwater Supervisor	(Final)		
Grace Hutchinson Beland	115	27.78%	
Larry Niederstadt	209	50.48%	
Adam Parzych	88	21.26%	
Write-In	2	0.48%	
Total...	414	100.00%	
REP - Clearwater Clerk	(Final)		
Write-In	15	100.00%	
Total...	15	100.00%	
REP - Clearwater Treasurer	(Final)		
Barbara Crambell	365	99.73%	
Write-In	1	0.27%	
Total...	366	100.00%	
REP - Clearwater Trustee REP	(Final)		
Dwight Seaman	319	98.46%	
Write-In	5	1.54%	
Total...	324	100.00%	
REP - CLEARWATER PRECINCT DELEGATE REP	(Final)		
Carol L. Backers	206	23.76%	
Tom Backers	212	24.45%	
Charles Carlson	215	24.80%	
Rebecca Carlson	220	25.37%	
Write-In	14	1.61%	
Total...	867	100.00%	
DEM - US Rep in Congress 1st District	(Final)		
Jerry Cannon	65	48.87%	
Lon Johnson	68	51.13%	
Write-In	0	0.00%	
Total...	133	0.00%	
DEM - 103RD STATE REPRESENTATIVE DISTRICT	(Final)		
Robyn Pillinger Daniels	24	21.24%	
Brad Richards	27	23.89%	
Tim Schaiberger	10	8.85%	
Jordan Stancil	51	45.13%	
Write-In	1	0.88%	
Total...	113	100.00%	
DEM - County Prosecuting Attorney	(Final)		
Write-In	8	100.00%	
Total...	8	100.00%	
DEM - County Sheriff	(Final)		
Write-In	11	100.00%	
Total...	11	100.00%	

Kalkaska_0816_Primary_E

August 2, 2016

Precinct Report

Kalkaska County

Kalkaska August 2, 2016

Clearwater Township Precinct 1

Clearwater Township Precinct 1

DEM - County Clerk				(Final)	County Millage Renewal Proposal				(Final)
Write-In		10	100.00%		NO		238	40.75%	
Total...		10	100.00%			Total...	584	100.00%	
DEM - County Treasurer				(Final)	County Conservation District Proposal				(Final)
Write-In		9	100.00%		YES		295	51.39%	
Total...		9	100.00%		NO		279	48.61%	
						Total...	574	100.00%	
DEM - County Register of Deeds				(Final)	County Public Transit Authority Mill				(Final)
Write-In		9	100.00%		YES		352	61.01%	
Total...		9	100.00%		NO		225	38.99%	
						Total...	577	100.00%	
DEM - County Drain Commissioner				(Final)	Clearwater Road Millage Renewal				(Final)
Seth Phillips		85	98.84%		YES		396	70.09%	
Write-In		1	1.16%		NO		169	29.91%	
Total...		86	100.00%			Total...	565	100.00%	
DEM - County Surveyor				(Final)					
Write-In		8	100.00%						
Total...		8	100.00%						
DEM - County Commissioner 1ST District-2 yr				(Final)					
Write-In		5	100.00%						
Total...		5	100.00%						
DEM - Clearwater Supervisor				(Final)					
Write-In		7	100.00%						
Total...		7	100.00%						
DEM - Clearwater Clerk				(Final)					
Kathleen N. Eldridge		103	100.00%						
Write-In		0	0.00%						
Total...		103	0.00%						
DEM - Clearwater Treasurer				(Final)					
Write-In		7	100.00%						
Total...		7	100.00%						
DEM - Clearwater Trustee DEM				(Final)					
Patrick G. Hubble		92	94.85%						
Write-In		5	5.15%						
Total...		97	100.00%						
DEM - CLEARWATER PRECINCT DELEGATE DEM				(Final)					
Write-In		4	100.00%						
Total...		4	100.00%						
46th Cir. Judge of the Cir. Court Incumbent PTE				(Final)					
Michael T. Edwards		96	25.88%						
Kevin L. Hesselink		83	22.37%						
Colin G. Hunter		77	20.75%						
Jason Thompson		112	30.19%						
Write-In		3	0.81%						
Total...		371	100.00%						
County Millage Renewal Proposal				(Final)					
YES		346	59.25%						

Kalkaska_0816_Primary_E

August 2, 2016

Precinct Report

Kalkaska County

Kalkaska August 2, 2016

Coldsprings Township Precinct 1

Registration & Turnout		1,244	
Election Day Turnout	389	31.27%	
Manual Entry Election Results Turnout	0	0.00%	
Clerk Pack Turnout	0	0.00%	
Total...	389	31.27%	
REP - US Rep in Congress 1st District		(Final)	
Jason Allen	97	40.59%	
Jack Bergman	93	38.91%	
Tom Casperson	49	20.50%	
Write-In	0	0.00%	
Total...	239	0.00%	
REP - 103RD STATE REPRESENTATIVE DISTRICT		(Final)	
Vijay Kumar	52	23.32%	
Daire L. Rendon	171	76.68%	
Write-In	0	0.00%	
Total...	223	0.00%	
REP - County Prosecuting Attorney		(Final)	
Mike Perreault	205	99.51%	
Write-In	1	0.49%	
Total...	206	100.00%	
REP - County Sheriff		(Final)	
Patrick Whiteford	192	80.33%	
John West	47	19.67%	
Write-In	0	0.00%	
Total...	239	0.00%	
REP - County Clerk		(Final)	
Deborah Hill	161	68.80%	
Megan Nothelfer	73	31.20%	
Write-In	0	0.00%	
Total...	234	0.00%	
REP - County Treasurer		(Final)	
Valerie Thornburg	208	100.00%	
Write-In	0	0.00%	
Total...	208	0.00%	
REP - County Register of Deeds		(Final)	
Jo Ann DeGraaf	158	72.15%	
Brad Lee Heikkila	61	27.85%	
Write-In	0	0.00%	
Total...	219	0.00%	
REP - County Drain Commissioner		(Final)	
Write-In	16	100.00%	
Total...	16	100.00%	
REP - County Surveyor		(Final)	
Dean R. Farrier	211	100.00%	
Write-In	0	0.00%	
Total...	211	0.00%	

Coldsprings Township Precinct 1

REP - County Commissioner 2ND District-2 yr		(Final)	
Stu McKinnon	191	100.00%	
Write-In	0	0.00%	
Total...	191	0.00%	
REP - Coldsprings Supervisor		(Final)	
Raymond M. Hoffman	208	99.52%	
Write-In	1	0.48%	
Total...	209	100.00%	
REP - Coldsprings Clerk		(Final)	
Cheryl A. Collins	208	100.00%	
Write-In	0	0.00%	
Total...	208	0.00%	
REP - Coldsprings Treasurer		(Final)	
Brenda G. Smith	200	100.00%	
Write-In	0	0.00%	
Total...	200	0.00%	
REP - Coldsprings Trustee REP		(Final)	
Chuck Fawcett	126	42.71%	
Dick Malott	169	57.29%	
Write-In	0	0.00%	
Total...	295	0.00%	
REP - COLDSPRINGS PRECINCT DELEGATE REP		(Final)	
Denny Corrado	127	32.56%	
Chuck Fawcett	120	30.77%	
Dick Malott	140	35.90%	
Write-In	3	0.77%	
Total...	390	100.00%	
DEM - US Rep in Congress 1st District		(Final)	
Jerry Cannon	63	61.76%	
Lon Johnson	39	38.24%	
Write-In	0	0.00%	
Total...	102	0.00%	
DEM - 103RD STATE REPRESENTATIVE DISTRICT		(Final)	
Robyn Pillinger Daniels	30	33.71%	
Brad Richards	26	29.21%	
Tim Schaberger	3	3.37%	
Jordan Stancil	30	33.71%	
Write-In	0	0.00%	
Total...	89	0.00%	
DEM - County Prosecuting Attorney		(Final)	
Write-In	1	100.00%	
Total...	1	100.00%	
DEM - County Sheriff		(Final)	
Write-In	1	100.00%	
Total...	1	100.00%	

Kalkaska_0816_Primary_E

August 2, 2016

Precinct Report

Kalkaska County

Kalkaska August 2, 2016

Coldsprings Township Precinct 1

DEM - County Clerk	(Final)		
Write-In	1	100.00%	
Total...	1	100.00%	
DEM - County Treasurer	(Final)		
Write-In	1	100.00%	
Total...	1	100.00%	
DEM - County Register of Deeds	(Final)		
Write-In	1	100.00%	
Total...	1	100.00%	
DEM - County Drain Commissioner	(Final)		
Seth Phillips	86	98.85%	
Write-In	1	1.15%	
Total...	87	100.00%	
DEM - County Surveyor	(Final)		
Write-In	3	100.00%	
Total...	3	100.00%	
DEM - County Commissioner 2ND District-2 yr	(Final)		
Fred L. Vonalt	90	100.00%	
Write-In	0	0.00%	
Total...	90	0.00%	
DEM - Coldsprings Supervisor	(Final)		
Write-In	3	100.00%	
Total...	3	100.00%	
DEM - Coldsprings Clerk	(Final)		
Write-In	3	100.00%	
Total...	3	100.00%	
DEM - Coldsprings Treasurer	(Final)		
Write-In	3	100.00%	
Total...	3	100.00%	
DEM - Coldsprings Trustee DEM	(Final)		
Lowell T. Schaller	88	98.88%	
Write-In	1	1.12%	
Total...	89	100.00%	
DEM - COLDSPRINGS PRECINCT DELEGATE DEM	(Final)		
Margaret Vonalt	91	100.00%	
Write-In	0	0.00%	
Total...	91	0.00%	
46th Cir. Judge of the Cir. Court Incumbent PTE	(Final)		
Michael T. Edwards	89	36.63%	
Kevin L. Hesselink	55	22.63%	
Colin G. Hunter	42	17.28%	
Jason Thompson	57	23.46%	
Write-In	0	0.00%	
Total...	243	0.00%	

Coldsprings Township Precinct 1

County Millage Renewal Proposal	(Final)		
YES	191	51.62%	
NO	179	48.38%	
Total...	370	100.00%	
County Conservation District Proposal	(Final)		
YES	171	46.98%	
NO	193	53.02%	
Total...	364	100.00%	
County Public Transit Authority Mill	(Final)		
YES	223	61.43%	
NO	140	38.57%	
Total...	363	100.00%	
Coldsprings Fire and Rescue Millage	(Final)		
YES	282	76.63%	
NO	86	23.37%	
Total...	368	100.00%	
Coldsprings Fire Equipment Mill Renewal	(Final)		
YES	269	73.30%	
NO	98	26.70%	
Total...	367	100.00%	
Coldsprings Garbage Pick-up Renewal	(Final)		
YES	306	83.15%	
NO	62	16.85%	
Total...	368	100.00%	
Coldsprings Road Construction Renewal	(Final)		
YES	231	63.11%	
NO	135	36.89%	
Total...	366	100.00%	

Kalkaska_0816_Primary_E

August 2, 2016

Precinct Report

Kalkaska County

Kalkaska August 2, 2016

Excelsior Township Precinct 1

Registration & Turnout	739	
Election Day Turnout	197	26.66%
Manual Entry Election Results Turnout	0	0.00%
Clerk Pack Turnout	0	0.00%
Total...	197	26.66%

REP - US Rep in Congress 1st District	(Final)	
Jason Allen	52	37.96%
Jack Bergman	56	40.88%
Tom Casperson	29	21.17%
Write-In	0	0.00%
Total...	137	0.00%

REP - 103RD STATE REPRESENTATIVE DISTRICT	(Final)	
Vijay Kumar	28	21.37%
Daire L. Rendon	103	78.63%
Write-In	0	0.00%
Total...	131	0.00%

REP - County Prosecuting Attorney	(Final)	
Mike Perreault	127	99.22%
Write-In	1	0.78%
Total...	128	100.00%

REP - County Sheriff	(Final)	
Patrick Whiteford	127	88.19%
John West	17	11.81%
Write-In	0	0.00%
Total...	144	0.00%

REP - County Clerk	(Final)	
Deborah Hill	95	65.97%
Megan Nothelfer	49	34.03%
Write-In	0	0.00%
Total...	144	0.00%

REP - County Treasurer	(Final)	
Valerie Thornburg	127	99.22%
Write-In	1	0.78%
Total...	128	100.00%

REP - County Register of Deeds	(Final)	
Jo Ann DeGraaf	94	68.61%
Brad Lee Heikkila	43	31.39%
Write-In	0	0.00%
Total...	137	0.00%

REP - County Drain Commissioner	(Final)	
Write-In	11	100.00%
Total...	11	100.00%

REP - County Surveyor	(Final)	
Dean R. Farrier	129	100.00%
Write-In	0	0.00%
Total...	129	0.00%

Excelsior Township Precinct 1

REP - County Commissioner 3RD District-2 yr	(Final)	
Kohn Fisher	109	97.32%
Write-In	3	2.68%
Total...	112	100.00%

REP - Excelsior Supervisor	(Final)	
Norman A. Groner	113	100.00%
Write-In	0	0.00%
Total...	113	0.00%

REP - Excelsior Clerk	(Final)	
Write-In	7	100.00%
Total...	7	100.00%

REP - Excelsior Treasurer	(Final)	
Write-In	7	100.00%
Total...	7	100.00%

REP - Excelsior Trustee	(Final)	
Bethel Larabee	111	100.00%
Write-In	0	0.00%
Total...	111	0.00%

REP - EXCELSIOR PRECINCT DELEGATE REP	(Final)	
Write-In	6	100.00%
Total...	6	100.00%

DEM - US Rep in Congress 1st District	(Final)	
Jerry Cannon	21	58.33%
Lon Johnson	15	41.67%
Write-In	0	0.00%
Total...	36	0.00%

DEM - 103RD STATE REPRESENTATIVE DISTRICT	(Final)	
Robyn Pillinger Daniels	10	34.48%
Brad Richards	5	17.24%
Tim Schaiberger	3	10.34%
Jordan Stancil	11	37.93%
Write-In	0	0.00%
Total...	29	0.00%

DEM - County Prosecuting Attorney	(Final)	
Write-In	1	100.00%
Total...	1	100.00%

DEM - County Sheriff	(Final)	
Write-In	2	100.00%
Total...	2	100.00%

DEM - County Clerk	(Final)	
Write-In	0	0.00%
Total...	0	0.00%

DEM - County Treasurer	(Final)	
Write-In	0	0.00%
Total...	0	0.00%

Kalkaska_0816_Primary_E

August 2, 2016

Precinct Report

Kalkaska County

Kalkaska August 2, 2016

Excelsior Township Precinct 1

DEM - County Register of Deeds	(Final)
Write-In	0 0.00%
Total...	0 0.00%

DEM - County Drain Commissioner	(Final)
Seth Phillips	25 100.00%
Write-In	0 0.00%
Total...	25 0.00%

DEM - County Surveyor	(Final)
Write-In	0 0.00%
Total...	0 0.00%

DEM - County Commissioner 3RD District-2 yr	(Final)
Write-In	0 0.00%
Total...	0 0.00%

DEM - Excelsior Supervisor	(Final)
Write-In	1 100.00%
Total...	1 100.00%

DEM - Excelsior Clerk	(Final)
Write-In	0 0.00%
Total...	0 0.00%

DEM - Excelsior Treasurer	(Final)
Nina Cotton	26 100.00%
Write-In	0 0.00%
Total...	26 0.00%

DEM - Excelsior Trustee	(Final)
Daniel R. Prokup	25 100.00%
Write-In	0 0.00%
Total...	25 0.00%

DEM - EXCELSIOR PRECINCT DELEGATE DEM	(Final)
Write-In	1 100.00%
Total...	1 100.00%

46th Cir. Judge of the Cir. Court Incumbent PTE	(Final)
Michael T. Edwards	32 26.02%
Kevin L. Hesselink	35 28.46%
Colin G. Hunter	23 18.70%
Jason Thompson	32 26.02%
Write-In	1 0.81%
Total...	123 100.00%

County Millage Renewal Proposal	(Final)
YES	110 58.82%
NO	77 41.18%
Total...	187 100.00%

County Conservation District Proposal	(Final)
YES	87 46.77%
NO	99 53.23%
Total...	186 100.00%

Excelsior Township Precinct 1

County Public Transit Authority Mill	(Final)
YES	117 62.23%
NO	71 37.77%
Total...	188 100.00%

Excelsior Fire and Rescue Proposal	(Final)
YES	140 80.46%
NO	34 19.54%
Total...	174 100.00%

Excelsior Fire Equipment Millage	(Final)
YES	126 73.26%
NO	46 26.74%
Total...	172 100.00%

Excelsior School District Proposal	(Final)
YES	50 66.67%
NO	25 33.33%
Total...	75 100.00%

Kalkaska_0816_Primary_E

August 2, 2016

Precinct Report

Kalkaska County

RECEIVED/FILED
HIGH COURT DEPT OF STATE
2016 AUG 19 AM 9:49
CLERK'S/GREAT SEAL

Garfield Township Precinct 1

Registration & Turnout	722		
Election Day Turnout	202	27.98%	
Manual Entry Election Results Turnout	0	0.00%	
Clerk Pack Turnout	0	0.00%	
Total...	202	27.98%	

REP - US Rep in Congress 1st District	(Final)		
Jason Allen	37	33.64%	
Jack Bergman	46	41.82%	
Tom Casperson	27	24.55%	
Write-In	0	0.00%	
Total...	110	0.00%	

REP - 103RD STATE REPRESENTATIVE DISTRICT	(Final)		
Vijay Kumar	36	32.43%	
Daire L. Rendon	75	67.57%	
Write-In	0	0.00%	
Total...	111	0.00%	

REP - County Prosecuting Attorney	(Final)		
Mike Perreault	92	98.92%	
Write-In	1	1.08%	
Total...	93	100.00%	

REP - County Sheriff	(Final)		
Patrick Whiteford	85	74.56%	
John West	29	25.44%	
Write-In	0	0.00%	
Total...	114	0.00%	

REP - County Clerk	(Final)		
Deborah Hill	90	76.27%	
Megan Nothelfer	28	23.73%	
Write-In	0	0.00%	
Total...	118	0.00%	

REP - County Treasurer	(Final)		
Valerie Thornburg	103	99.04%	
Write-In	1	0.96%	
Total...	104	100.00%	

REP - County Register of Deeds	(Final)		
Jo Ann DeGraaf	88	77.19%	
Brad Lee Heikkila	26	22.81%	
Write-In	0	0.00%	
Total...	114	0.00%	

REP - County Drain Commissioner	(Final)		
Write-In	3	100.00%	
Total...	3	100.00%	

REP - County Surveyor	(Final)		
Dean R. Farrier	97	97.00%	
Write-In	3	3.00%	
Total...	100	100.00%	

Garfield Township Precinct 1

REP - County Commissioner 4TH District-2 yr	(Final)		
James Sweet	91	98.91%	
Write-In	1	1.09%	
Total...	92	100.00%	

REP - Garfield Supervisor	(Final)		
David A. Persons	85	97.70%	
Write-In	2	2.30%	
Total...	87	100.00%	

REP - Garfield Clerk	(Final)		
Juanita Persons	87	97.75%	
Write-In	2	2.25%	
Total...	89	100.00%	

REP - Garfield Treasurer	(Final)		
Terri Sibole	84	97.67%	
Write-In	2	2.33%	
Total...	86	100.00%	

REP - Garfield Trustee	(Final)		
Kathy Rogols	52	37.68%	
Alvin Shively	85	61.59%	
Write-In	1	0.72%	
Total...	138	100.00%	

REP - GARFIELD PRECINCT DELEGATE REP	(Final)		
Juanita Persons	63	48.09%	
James Sweet	67	51.15%	
Write-In	1	0.76%	
Total...	131	100.00%	

DEM - US Rep in Congress 1st District	(Final)		
Jerry Cannon	58	87.88%	
Lon Johnson	8	12.12%	
Write-In	0	0.00%	
Total...	66	0.00%	

DEM - 103RD STATE REPRESENTATIVE DISTRICT	(Final)		
Robyn Pillinger Daniels	10	27.78%	
Brad Richards	7	19.44%	
Tim Schaiberger	3	8.33%	
Jordan Stancil	16	44.44%	
Write-In	0	0.00%	
Total...	36	0.00%	

DEM - County Prosecuting Attorney	(Final)		
Write-In	1	100.00%	
Total...	1	100.00%	

DEM - County Sheriff	(Final)		
Write-In	3	100.00%	
Total...	3	100.00%	

Kalkaska_0816_Primary_E

August 2, 2016

Precinct Report

Kalkaska County

Garfield Township Precinct 1

DEM - County Clerk	(Final)	
Write-In	1	100.00%
Total...	1	100.00%
DEM - County Treasurer	(Final)	
Write-In	2	100.00%
Total...	2	100.00%
DEM - County Register of Deeds	(Final)	
Write-In	2	100.00%
Total...	2	100.00%
DEM - County Drain Commissioner	(Final)	
Seth Phillips	29	100.00%
Write-In	0	0.00%
Total...	29	0.00%
DEM - County Surveyor	(Final)	
Write-In	2	100.00%
Total...	2	100.00%
DEM - County Commissioner 4TH District-2 yr	(Final)	
Kevin Stein	49	100.00%
Write-In	0	0.00%
Total...	49	0.00%
DEM - Garfield Supervisor	(Final)	
Todd Larry Jones	53	100.00%
Write-In	0	0.00%
Total...	53	0.00%
DEM - Garfield Clerk	(Final)	
Write-In	1	100.00%
Total...	1	100.00%
DEM - Garfield Treasurer	(Final)	
Write-In	1	100.00%
Total...	1	100.00%
DEM - Garfield Trustee	(Final)	
Write-In	2	100.00%
Total...	2	100.00%
DEM - GARFIELD PRECINCT DELEGATE DEM	(Final)	
Write-In	1	100.00%
Total...	1	100.00%
46th Cir. Judge of the Cir. Court Incumbent PTE	(Final)	
Michael T. Edwards	26	23.85%
Kevin L. Hesselink	29	26.61%
Colin G. Hunter	25	22.94%
Jason Thompson	27	24.77%
Write-In	2	1.83%
Total...	109	100.00%
County Millage Renewal Proposal	(Final)	
YES	109	55.33%

Garfield Township Precinct 1

County Millage Renewal Proposal	(Final)	
NO	88	44.67%
Total...	197	100.00%
County Conservation District Proposal	(Final)	
YES	80	41.88%
NO	111	58.12%
Total...	191	100.00%
County Public Transit Authority Mill	(Final)	
YES	94	48.45%
NO	100	51.55%
Total...	194	100.00%

Kalkaska_0816_Primary_E

August 2, 2016

Precinct Report

Kalkaska County

Kalkaska Township Precinct 1

Registration & Turnout	1,924	
Election Day Turnout	536	27.86%
Manual Entry Election Results Turnout	0	0.00%
Clerk Pack Turnout	0	0.00%
Total...	536	27.86%

REP - US Rep in Congress 1st District	(Final)	
Jason Allen	148	38.74%
Jack Bergman	164	42.93%
Tom Casperson	68	17.80%
Write-In	2	0.52%
Total...	382	100.00%

REP - 103RD STATE REPRESENTATIVE DISTRICT	(Final)	
Vijay Kumar	104	27.96%
Daire L. Rendon	268	72.04%
Write-In	0	0.00%
Total...	372	0.00%

REP - County Prosecuting Attorney	(Final)	
Mike Perreault	349	97.76%
Write-In	8	2.24%
Total...	357	100.00%

REP - County Sheriff	(Final)	
Patrick Whiteford	345	83.33%
John West	69	16.67%
Write-In	0	0.00%
Total...	414	0.00%

REP - County Clerk	(Final)	
Deborah Hill	248	60.05%
Megan Nothelfer	165	39.95%
Write-In	0	0.00%
Total...	413	0.00%

REP - County Treasurer	(Final)	
Valerie Thornburg	367	99.73%
Write-In	1	0.27%
Total...	368	100.00%

REP - County Register of Deeds	(Final)	
Jo Ann DeGraaf	293	71.64%
Brad Lee Heikkila	116	28.36%
Write-In	0	0.00%
Total...	409	0.00%

REP - County Drain Commissioner	(Final)	
Write-In	18	100.00%
Total...	18	100.00%

REP - County Surveyor	(Final)	
Dean R. Farrier	369	99.73%
Write-In	1	0.27%
Total...	370	100.00%

Kalkaska Township Precinct 1

REP - County Commissioner 6TH District-2 yr	(Final)	
Craig Crambell	337	99.12%
Write-In	3	0.88%
Total...	340	100.00%

REP - Kalkaska Supervisor	(Final)	
Michael Winter	356	99.72%
Write-In	1	0.28%
Total...	357	100.00%

REP - Kalkaska Township Clerk	(Final)	
Write-In	11	100.00%
Total...	11	100.00%

REP - Kalkaska Treasurer	(Final)	
Dawn Kuhns	339	99.71%
Write-In	1	0.29%
Total...	340	100.00%

REP - Kalkaska Trustee	(Final)	
David E. Wolfe	353	99.72%
Write-In	1	0.28%
Total...	354	100.00%

REP - KALKASKA PCT 1 PRECINCT DELEGATE REP	(Final)	
Chad Bissonette	264	56.29%
Melodie Dow	199	42.43%
Write-In	6	1.28%
Total...	469	100.00%

DEM - US Rep in Congress 1st District	(Final)	
Jerry Cannon	67	72.04%
Lon Johnson	26	27.96%
Write-In	0	0.00%
Total...	93	0.00%

DEM - 103RD STATE REPRESENTATIVE DISTRICT	(Final)	
Robyn Pillinger Daniels	12	19.67%
Brad Richards	12	19.67%
Tim Schaiberger	10	16.39%
Jordan Stancil	27	44.26%
Write-In	0	0.00%
Total...	61	0.00%

DEM - County Prosecuting Attorney	(Final)	
Write-In	5	100.00%
Total...	5	100.00%

DEM - County Sheriff	(Final)	
Write-In	3	100.00%
Total...	3	100.00%

DEM - County Clerk	(Final)	
Write-In	3	100.00%
Total...	3	100.00%

Kalkaska_0816_Primary_E

August 2, 2016

Precinct Report

Kalkaska County

Kalkaska Township Precinct 1

DEM - County Treasurer		(Final)	
Write-In	1	100.00%	
Total...	1	100.00%	
DEM - County Register of Deeds		(Final)	
Write-In	2	100.00%	
Total...	2	100.00%	
DEM - County Drain Commissioner		(Final)	
Seth Phillips	58	100.00%	
Write-In	0	0.00%	
Total...	58	0.00%	
DEM - County Surveyor		(Final)	
Write-In	1	100.00%	
Total...	1	100.00%	
DEM - County Commissioner 6TH District-2 yr		(Final)	
Write-In	2	100.00%	
Total...	2	100.00%	
DEM - Kalkaska Superviosr		(Final)	
Write-In	2	100.00%	
Total...	2	100.00%	
DEM - Kalkaska Township Clerk		(Final)	
Connie Winter	76	100.00%	
Write-In	0	0.00%	
Total...	76	0.00%	
DEM - Kalkaska Treasurer		(Final)	
Write-In	1	100.00%	
Total...	1	100.00%	
DEM - Kalkaska Trustee		(Final)	
Allen J. Dimon	71	97.26%	
Write-In	2	2.74%	
Total...	73	100.00%	
DEM - KALKASKA PCT 1 PRECINCT DELEGATE DEM		(Final)	
Write-In	4	100.00%	
Total...	4	100.00%	
46th Cir. Judge of the Cir. Court Incumbent PTE		(Final)	
Michael T. Edwards	75	21.37%	
Kevin L. Hesselink	122	34.76%	
Colin G. Hunter	72	20.51%	
Jason Thompson	80	22.79%	
Write-In	2	0.57%	
Total...	351	100.00%	
County Millage Renewal Proposal		(Final)	
YES	324	64.41%	
NO	179	35.59%	
Total...	503	100.00%	

Kalkaska Township Precinct 1

County Conservation District Proposal		(Final)	
YES	274	54.58%	
NO	228	45.42%	
Total...	502	100.00%	
County Public Transit Authority Mill		(Final)	
YES	326	64.94%	
NO	176	35.06%	
Total...	502	100.00%	

Kalkaska_0816_Primary_E

August 2, 2016

Precinct Report

Kalkaska County

Kalkaska August 2, 2016

Kalkaska Township Precinct 2

Registration & Turnout	2,013		
Election Day Turnout	422	20.96%	
Manual Entry Election Results Turnout	0	0.00%	
Clerk Pack Turnout	0	0.00%	
Total...	422	20.96%	
REP - US Rep in Congress 1st District	(Final)		
Jason Allen	127	45.20%	
Jack Bergman	108	38.43%	
Tom Casperson	46	16.37%	
Write-In	0	0.00%	
Total...	281	0.00%	
REP - 103RD STATE REPRESENTATIVE DISTRICT	(Final)		
Vijay Kumar	63	23.42%	
Daire L. Rendon	206	76.58%	
Write-In	0	0.00%	
Total...	269	0.00%	
REP - County Prosecuting Attorney	(Final)		
Mike Perreault	261	99.62%	
Write-In	1	0.38%	
Total...	262	100.00%	
REP - County Sheriff	(Final)		
Patrick Whiteford	276	90.20%	
John West	30	9.80%	
Write-In	0	0.00%	
Total...	306	0.00%	
REP - County Clerk	(Final)		
Deborah Hill	194	62.78%	
Megan Nothelfer	115	37.22%	
Write-In	0	0.00%	
Total...	309	0.00%	
REP - County Treasurer	(Final)		
Valerie Thornburg	278	98.58%	
Write-In	4	1.42%	
Total...	282	100.00%	
REP - County Register of Deeds	(Final)		
Jo Ann DeGraaf	227	75.17%	
Brad Lee Heikkila	74	24.50%	
Write-In	1	0.33%	
Total...	302	100.00%	
REP - County Drain Commissioner	(Final)		
Write-In	14	100.00%	
Total...	14	100.00%	
REP - County Surveyor	(Final)		
Dean R. Farrier	273	99.64%	
Write-In	1	0.36%	
Total...	274	100.00%	

Kalkaska Township Precinct 2

REP - County Commissioner 7TH District-2 yr	(Final)		
Patty J. Cox	254	97.69%	
Write-In	6	2.31%	
Total...	260	100.00%	
REP - Kalkaska Supervisor	(Final)		
Michael Winter	269	100.00%	
Write-In	0	0.00%	
Total...	269	0.00%	
REP - Kalkaska Township Clerk	(Final)		
Write-In	10	100.00%	
Total...	10	100.00%	
REP - Kalkaska Treasurer	(Final)		
Dawn Kuhns	250	98.81%	
Write-In	3	1.19%	
Total...	253	100.00%	
REP - Kalkaska Trustee	(Final)		
David E. Wolfe	261	99.24%	
Write-In	2	0.76%	
Total...	263	100.00%	
REP - KALKASKA PCT 2 DELEGATE REP	(Final)		
Write-In	23	100.00%	
Total...	23	100.00%	
DEM - US Rep in Congress 1st District	(Final)		
Jerry Cannon	62	74.70%	
Lon Johnson	21	25.30%	
Write-In	0	0.00%	
Total...	83	0.00%	
DEM - 103RD STATE REPRESENTATIVE DISTRICT	(Final)		
Robyn Pillinger Daniels	27	40.91%	
Brad Richards	18	27.27%	
Tim Schaalberger	5	7.58%	
Jordan Stancil	16	24.24%	
Write-In	0	0.00%	
Total...	66	0.00%	
DEM - County Prosecuting Attorney	(Final)		
Write-In	6	100.00%	
Total...	6	100.00%	
DEM - County Sheriff	(Final)		
Write-In	6	100.00%	
Total...	6	100.00%	
DEM - County Clerk	(Final)		
Write-In	6	100.00%	
Total...	6	100.00%	

Kalkaska_0816_Primary_E

August 2, 2016

Precinct Report

Kalkaska County

Kalkaska August 2, 2016

Kalkaska Township Precinct 2

Kalkaska Township Precinct 2

DEM - County Treasurer			(Final)	County Conservation District Proposal		(Final)
Write-In	6	100.00%	YES	244	61.15%	
Total...	6	100.00%	NO	155	38.85%	
DEM - County Register of Deeds			(Final)	Total...	399 100.00%	
Write-In	7	100.00%	County Public Transit Authority Mill (Final)			
Total...	7	100.00%	YES	294	72.41%	
DEM - County Drain Commissioner			(Final)	NO	112 27.59%	
Seth Phillips	48	100.00%	Total... 406 100.00%			
Write-In	0	0.00%				
Total...	48	0.00%				
DEM - County Surveyor			(Final)			
Write-In	6	100.00%				
Total...	6	100.00%				
DEM - County Commissioner 7TH District-2 yr			(Final)			
Write-In	7	100.00%				
Total...	7	100.00%				
DEM - Kalkaska Superviosr			(Final)			
Write-In	5	100.00%				
Total...	5	100.00%				
DEM - Kalkaska Township Clerk			(Final)			
Connie Winter	67	100.00%				
Write-In	0	0.00%				
Total...	67	0.00%				
DEM - Kalkaska Treasurer			(Final)			
Write-In	4	100.00%				
Total...	4	100.00%				
DEM - Kalkaska Trustee			(Final)			
Allen J. Dimon	70	100.00%				
Write-In	0	0.00%				
Total...	70	0.00%				
DEM - KALKASKA PCT 2 DELEGATE DEM			(Final)			
Write-In	6	100.00%				
Total...	6	100.00%				
46th Cir. Judge of the Cir. Court Incumbent PTE			(Final)			
Michael T. Edwards	61	20.75%				
Kevin L. Hesselink	96	32.65%				
Colin G. Hunter	57	19.39%				
Jason Thompson	79	26.87%				
Write-In	1	0.34%				
Total...	294	100.00%				
County Millage Renewal Proposal			(Final)			
YES	287	70.00%				
NO	123	30.00%				
Total...	410	100.00%				

Kalkaska_0816_Primary_E

August 2, 2016

Precinct Report

Kalkaska County

Kalkaska August 2, 2016

Oliver Township Precinct 1

Registration & Turnout		257	
Election Day Turnout	70	27.24%	
Manual Entry Election Results Turnout	0	0.00%	
Clerk Pack Turnout	0	0.00%	
Total...	70	27.24%	
REP - US Rep in Congress 1st District		(Final)	
Jason Allen	18	36.73%	
Jack Bergman	23	46.94%	
Tom Casperson	8	16.33%	
Write-In	0	0.00%	
Total...	49	0.00%	
REP - 103RD STATE REPRESENTATIVE DISTRICT		(Final)	
Vijay Kumar	9	18.00%	
Daire L. Rendon	41	82.00%	
Write-In	0	0.00%	
Total...	50	0.00%	
REP - County Prosecuting Attorney		(Final)	
Mike Perreault	44	100.00%	
Write-In	0	0.00%	
Total...	44	0.00%	
REP - County Sheriff		(Final)	
Patrick Whiteford	44	84.62%	
John West	8	15.38%	
Write-In	0	0.00%	
Total...	52	0.00%	
REP - County Clerk		(Final)	
Deborah Hill	41	78.85%	
Megan Nothelfer	11	21.15%	
Write-In	0	0.00%	
Total...	52	0.00%	
REP - County Treasurer		(Final)	
Valerie Thornburg	44	100.00%	
Write-In	0	0.00%	
Total...	44	0.00%	
REP - County Register of Deeds		(Final)	
Jo Ann DeGraaf	39	78.00%	
Brad Lee Heikkila	11	22.00%	
Write-In	0	0.00%	
Total...	50	0.00%	
REP - County Drain Commissioner		(Final)	
Write-In	3	100.00%	
Total...	3	100.00%	
REP - County Surveyor		(Final)	
Dean R. Farrier	48	100.00%	
Write-In	0	0.00%	
Total...	48	0.00%	

Oliver Township Precinct 1

REP - County Commissioner 3RD District-2 yr		(Final)	
Kohn Fisher	45	100.00%	
Write-In	0	0.00%	
Total...	45	0.00%	
REP - Oliver Supervisor		(Final)	
Edward M. Fisher	42	100.00%	
Write-In	0	0.00%	
Total...	42	0.00%	
REP - Oliver Clerk		(Final)	
Write-In	1	100.00%	
Total...	1	100.00%	
REP - Oliver Treasurer		(Final)	
Debbie Bishop	39	100.00%	
Write-In	0	0.00%	
Total...	39	0.00%	
REP - Oliver Trustee		(Final)	
Michael R. Fisher	31	43.06%	
Carol J. Tanner	41	56.94%	
Write-In	0	0.00%	
Total...	72	0.00%	
REP - OLIVER PRECINCT DELEGATE REP		(Final)	
Michael Cox	39	100.00%	
Write-In	0	0.00%	
Total...	39	0.00%	
DEM - US Rep in Congress 1st District		(Final)	
Jerry Cannon	7	70.00%	
Lon Johnson	2	20.00%	
Write-In	1	10.00%	
Total...	10	100.00%	
DEM - 103RD STATE REPRESENTATIVE DISTRICT		(Final)	
Robyn Pillingier Daniels	1	16.67%	
Brad Richards	1	16.67%	
Tim Schaiberger	0	0.00%	
Jordan Stancil	3	50.00%	
Write-In	1	16.67%	
Total...	6	100.00%	
DEM - County Prosecuting Attorney		(Final)	
Write-In	0	0.00%	
Total...	0	0.00%	
DEM - County Sheriff		(Final)	
Write-In	0	0.00%	
Total...	0	0.00%	
DEM - County Clerk		(Final)	
Write-In	0	0.00%	
Total...	0	0.00%	

Kalkaska_0816_Primary_E

August 2, 2016

Precinct Report

Kalkaska County

Kalkaska August 2, 2016

Oliver Township Precinct 1

Oliver Township Precinct 1

DEM - County Treasurer				(Final) County Conservation District Proposal			
Write-In	0	0.00%	NO	28	44.44%		
Total...	0	0.00%		Total...	63	100.00%	
DEM - County Register of Deeds				(Final) County Public Transit Authority Mill			
Write-In	0	0.00%	YES	52	78.79%		
Total...	0	0.00%	NO	14	21.21%		
				Total...	66	100.00%	
DEM - County Drain Commissioner				(Final) Oliver General Fund Proposal			
Seth Phillips	6	100.00%					
Write-In	0	0.00%	YES	47	78.33%		
Total...	6	0.00%	NO	13	21.67%		
				Total...	60	100.00%	
DEM - County Surveyor							
Write-In	0	0.00%					
Total...	0	0.00%					
DEM - County Commissioner 3RD District-2 yr				(Final)			
Write-In	1	100.00%					
Total...	1	100.00%					
DEM - Oliver Supervisor				(Final)			
Write-In	0	0.00%					
Total...	0	0.00%					
DEM - Oliver Clerk				(Final)			
Sonja Dunham	7	100.00%					
Write-In	0	0.00%					
Total...	7	0.00%					
DEM - Oliver Treasurer				(Final)			
Write-In	0	0.00%					
Total...	0	0.00%					
DEM - Oliver Trustee				(Final)			
Write-In	0	0.00%					
Total...	0	0.00%					
DEM - OLIVER PRECINCT DELEGATE DEM				(Final)			
Write-In	0	0.00%					
Total...	0	0.00%					
46th Cir. Judge of the Cir. Court Incumbent PTE				(Final)			
Michael T. Edwards	8	20.00%					
Kevin L. Hesselink	9	22.50%					
Colin G. Hunter	18	45.00%					
Jason Thompson	4	10.00%					
Write-In	1	2.50%					
Total...	40	100.00%					
County Millage Renewal Proposal				(Final)			
YES	37	55.22%					
NO	30	44.78%					
Total...	67	100.00%					
County Conservation District Proposal				(Final)			
YES	35	55.56%					

Kalkaska_0816_Primary_E

August 2, 2016

Precinct Report

Kalkaska County

Kalkaska August 2, 2016

Orange Township Precinct 1

Registration & Turnout	1,006		
Election Day Turnout	246	24.45%	
Manual Entry Election Results Turnout	0	0.00%	
Clerk Pack Turnout	0	0.00%	
Total...	246	24.45%	
REP - US Rep in Congress 1st District	(Final)		
Jason Allen	74	45.12%	
Jack Bergman	53	32.32%	
Tom Casperson	36	21.95%	
Write-In	1	0.61%	
Total...	164	100.00%	
REP - 103RD STATE REPRESENTATIVE DISTRICT	(Final)		
Vijay Kumar	35	22.88%	
Daire L. Rendon	117	76.47%	
Write-In	1	0.65%	
Total...	153	100.00%	
REP - County Prosecuting Attorney	(Final)		
Mike Perreault	129	97.73%	
Write-In	3	2.27%	
Total...	132	100.00%	
REP - County Sheriff	(Final)		
Patrick Whiteford	156	88.64%	
John West	20	11.36%	
Write-In	0	0.00%	
Total...	176	0.00%	
REP - County Clerk	(Final)		
Deborah Hill	114	63.69%	
Megan Nothelfer	65	36.31%	
Write-In	0	0.00%	
Total...	179	0.00%	
REP - County Treasurer	(Final)		
Valerie Thornburg	139	99.29%	
Write-In	1	0.71%	
Total...	140	100.00%	
REP - County Register of Deeds	(Final)		
Jo Ann DeGraaf	112	68.29%	
Brad Lee Heikkila	52	31.71%	
Write-In	0	0.00%	
Total...	164	0.00%	
REP - County Drain Commissioner	(Final)		
Write-In	14	100.00%	
Total...	14	100.00%	
REP - County Surveyor	(Final)		
Dean R. Farrier	145	100.00%	
Write-In	0	0.00%	
Total...	145	0.00%	

Orange Township Precinct 1

REP - County Commissioner 3RD District-2 yr	(Final)		
Kohn Fisher	35	97.22%	
Write-In	1	2.78%	
Total...	36	100.00%	
REP - County Commissioner 5TH District-2 yr	(Final)		
Dave Comai	107	98.17%	
Write-In	2	1.83%	
Total...	109	100.00%	
REP - Orange Supervisor	(Final)		
Trevor Ball	125	98.43%	
Write-In	2	1.57%	
Total...	127	100.00%	
REP - Orange Clerk	(Final)		
Eric Hendricks	131	98.50%	
Write-In	2	1.50%	
Total...	133	100.00%	
REP - Orange Treasurer	(Final)		
Write-In	6	100.00%	
Total...	6	100.00%	
REP - Orange Trustee	(Final)		
Susan D. Ball	117	60.00%	
Tom Mason	78	40.00%	
Write-In	0	0.00%	
Total...	195	0.00%	
REP - ORANGE PRECINCT DELEGATE REP	(Final)		
Eric Hendricks	114	51.35%	
Laura Hendricks	102	45.95%	
Write-In	6	2.70%	
Total...	222	100.00%	
DEM - US Rep in Congress 1st District	(Final)		
Jerry Cannon	30	62.50%	
Lon Johnson	18	37.50%	
Write-In	0	0.00%	
Total...	48	0.00%	
DEM - 103RD STATE REPRESENTATIVE DISTRICT	(Final)		
Robyn Pillinger Daniels	15	40.54%	
Brad Richards	4	10.81%	
Tim Schaiberger	3	8.11%	
Jordan Stancil	15	40.54%	
Write-In	0	0.00%	
Total...	37	0.00%	
DEM - County Prosecuting Attorney	(Final)		
Write-In	3	100.00%	
Total...	3	100.00%	

Kalkaska_0816_Primary_E

August 2, 2016

Precinct Report

Kalkaska County

Kalkaska August 2, 2016

Orange Township Precinct 1

DEM - County Sheriff	(Final)		
Write-In	2	100.00%	
Total...	2	100.00%	
DEM - County Clerk	(Final)		
Write-In	2	100.00%	
Total...	2	100.00%	
DEM - County Treasurer	(Final)		
Write-In	2	100.00%	
Total...	2	100.00%	
DEM - County Register of Deeds	(Final)		
Write-In	2	100.00%	
Total...	2	100.00%	
DEM - County Drain Commissioner	(Final)		
Seth Phillips	27	100.00%	
Write-In	0	0.00%	
Total...	27	0.00%	
DEM - County Surveyor	(Final)		
Write-In	2	100.00%	
Total...	2	100.00%	
DEM - County Commissioner 3RD District-2 yr	(Final)		
Write-In	0	0.00%	
Total...	0	0.00%	
DEM - County Commissioner 5TH District-2 yr	(Final)		
Write-In	2	100.00%	
Total...	2	100.00%	
DEM - Orange Supervisor	(Final)		
Pam Stuckman	38	100.00%	
Write-In	0	0.00%	
Total...	38	0.00%	
DEM - Orange Clerk	(Final)		
Write-In	4	100.00%	
Total...	4	100.00%	
DEM - Orange Treasurer	(Final)		
Julie A. Lenz	41	100.00%	
Write-In	0	0.00%	
Total...	41	0.00%	
DEM - Orange Trustee	(Final)		
Anna Kniss	36	100.00%	
Write-In	0	0.00%	
Total...	36	0.00%	
DEM - ORANGE PRECINCT DELEGATE DEM	(Final)		
Write-In	4	100.00%	
Total...	4	100.00%	

Orange Township Precinct 1

46th Cir. Judge of the Cir. Court Incumbent PTE	(Final)		
Michael T. Edwards	22	16.06%	
Kevin L. Hesselink	61	44.53%	
Colin G. Hunter	26	18.98%	
Jason Thompson	28	20.44%	
Write-In	0	0.00%	
Total...	137	0.00%	
County Millage Renewal Proposal	(Final)		
YES	121	55.00%	
NO	99	45.00%	
Total...	220	100.00%	
County Conservation District Proposal	(Final)		
YES	110	52.63%	
NO	99	47.37%	
Total...	209	100.00%	
County Public Transit Authority Mill	(Final)		
YES	138	65.09%	
NO	74	34.91%	
Total...	212	100.00%	

Kalkaska_0816_Primary_E

August 2, 2016

Precinct Report

Kalkaska County

Rapid River Township Precinct 1

Registration & Turnout	990		
Election Day Turnout	211	21.31%	
Manual Entry Election Results Turnout	0	0.00%	
Clerk Pack Turnout	0	0.00%	
Total...	211	21.31%	
REP - US Rep in Congress 1st District		(Final)	
Jason Allen	44	32.59%	
Jack Bergman	68	50.37%	
Tom Casperson	22	16.30%	
Write-In	1	0.74%	
Total...	135	100.00%	
REP - 103RD STATE REPRESENTATIVE DISTRICT		(Final)	
Vijay Kumar	34	28.10%	
Daire L. Rendon	87	71.90%	
Write-In	0	0.00%	
Total...	121	0.00%	
REP - County Prosecuting Attorney		(Final)	
Mike Perreault	104	98.11%	
Write-In	2	1.89%	
Total...	106	100.00%	
REP - County Sheriff		(Final)	
Patrick Whiteford	102	72.86%	
John West	38	27.14%	
Write-In	0	0.00%	
Total...	140	0.00%	
REP - County Clerk		(Final)	
Deborah Hill	90	66.67%	
Megan Nothelfer	45	33.33%	
Write-In	0	0.00%	
Total...	135	0.00%	
REP - County Treasurer		(Final)	
Valerie Thornburg	114	98.28%	
Write-In	2	1.72%	
Total...	116	100.00%	
REP - County Register of Deeds		(Final)	
Jo Ann DeGraaf	96	75.00%	
Brad Lee Heikkila	32	25.00%	
Write-In	0	0.00%	
Total...	128	0.00%	
REP - County Drain Commissioner		(Final)	
Write-In	3	100.00%	
Total...	3	100.00%	
REP - County Surveyor		(Final)	
Dean R. Farrier	110	99.10%	
Write-In	1	0.90%	
Total...	111	100.00%	

Rapid River Township Precinct 1

REP - County Commissioner 2ND District-2 yr		(Final)
Stu McKinnon	103	98.10%
Write-In	2	1.90%
Total...	105	100.00%
REP - Rapid River Supervisor		(Final)
Terry Williams	112	100.00%
Write-In	0	0.00%
Total...	112	0.00%
REP - Rapid River Clerk		(Final)
Valerie Hansen	116	100.00%
Write-In	0	0.00%
Total...	116	0.00%
REP - Rapid River Treasurer		(Final)
Write-In	18	100.00%
Total...	18	100.00%
REP - Rapid River Trustee REP		(Final)
Matthew J. Brenner	89	52.66%
David A. McKinnon	79	46.75%
Write-In	1	0.59%
Total...	169	100.00%
REP - RAPID RIVER PRECINCT DELEGATE REP		(Final)
David A. McKinnon	78	50.00%
Danielle McPherson	78	50.00%
Write-In	0	0.00%
Total...	156	0.00%
DEM - US Rep in Congress 1st District		(Final)
Jerry Cannon	27	56.25%
Lon Johnson	21	43.75%
Write-In	0	0.00%
Total...	48	0.00%
DEM - 103RD STATE REPRESENTATIVE DISTRICT		(Final)
Robyn Pillinger Daniels	11	31.43%
Brad Richards	12	34.29%
Tim Schaiberger	3	8.57%
Jordan Stancil	9	25.71%
Write-In	0	0.00%
Total...	35	0.00%
DEM - County Prosecuting Attorney		(Final)
Write-In	1	100.00%
Total...	1	100.00%
DEM - County Sheriff		(Final)
Write-In	3	100.00%
Total...	3	100.00%

Kalkaska_0816_Primary_E

August 2, 2016

Precinct Report

Kalkaska County

Rapid River Township Precinct 1

DEM - County Clerk	(Final)		
Write-In	2	100.00%	
Total...	2	100.00%	
DEM - County Treasurer	(Final)		
Write-In	6	100.00%	
Total...	6	100.00%	
DEM - County Register of Deeds	(Final)		
Write-In	1	100.00%	
Total...	1	100.00%	
DEM - County Drain Commissioner	(Final)		
Seth Phillips	32	100.00%	
Write-In	0	0.00%	
Total...	32	0.00%	
DEM - County Surveyor	(Final)		
Write-In	3	100.00%	
Total...	3	100.00%	
DEM - County Commissioner 2ND District-2 yr	(Final)		
Fred L. Vonalt	38	100.00%	
Write-In	0	0.00%	
Total...	38	0.00%	
DEM - Rapid River Supervisor	(Final)		
Write-In	2	100.00%	
Total...	2	100.00%	
DEM - Rapid River Clerk	(Final)		
Write-In	2	100.00%	
Total...	2	100.00%	
DEM - Rapid River Treasurer	(Final)		
Write-In	8	100.00%	
Total...	8	100.00%	
DEM - Rapid River Trustee DEM	(Final)		
Write-In	1	100.00%	
Total...	1	100.00%	
DEM - RAPID RIVER PRECINCT DELEGATE DEM	(Final)		
Michael D. Moran	35	100.00%	
Write-In	0	0.00%	
Total...	35	0.00%	
46th Cir. Judge of the Cir. Court Incumbent PTE	(Final)		
Michael T. Edwards	30	25.21%	
Kevin L. Hesselink	31	26.05%	
Colin G. Hunter	24	20.17%	
Jason Thompson	34	28.57%	
Write-In	0	0.00%	
Total...	119	0.00%	
County Millage Renewal Proposal	(Final)		
YES	123	64.06%	

Rapid River Township Precinct 1

County Millage Renewal Proposal	(Final)		
NO	69	35.94%	
Total...	192	100.00%	
County Conservation District Proposal	(Final)		
YES	115	59.90%	
NO	77	40.10%	
Total...	192	100.00%	
County Public Transit Authority Mill	(Final)		
YES	128	65.64%	
NO	67	34.36%	
Total...	195	100.00%	
Rapid River Refuse Proposal	(Final)		
YES	169	87.56%	
NO	24	12.44%	
Total...	193	100.00%	
Rapid River Annual Clean up Service Proposal	(Final)		
YES	157	80.51%	
NO	38	19.49%	
Total...	195	100.00%	
Rapid River Road Proposal	(Final)		
YES	136	69.74%	
NO	59	30.26%	
Total...	195	100.00%	

Kalkaska_0816_Primary_E

August 2, 2016

Precinct Report

Kalkaska County

Kalkaska August 2, 2016

Springfield Township Precinct 1

Registration & Turnout	1,205	
Election Day Turnout	193	16.02%
Manual Entry Election Results Turnout	0	0.00%
Clerk Pack Turnout	0	0.00%
Total...	193	16.02%

REP - US Rep in Congress 1st District	(Final)	
Jason Allen	46	40.71%
Jack Bergman	46	40.71%
Tom Casperson	21	18.58%
Write-In	0	0.00%
Total...	113	0.00%

REP - 103RD STATE REPRESENTATIVE DISTRICT	(Final)	
Vijay Kumar	38	38.00%
Daire L. Rendon	62	62.00%
Write-In	0	0.00%
Total...	100	0.00%

REP - County Prosecuting Attorney	(Final)	
Mike Perreault	91	98.91%
Write-In	1	1.09%
Total...	92	100.00%

REP - County Sheriff	(Final)	
Patrick Whiteford	68	61.82%
John West	42	38.18%
Write-In	0	0.00%
Total...	110	0.00%

REP - County Clerk	(Final)	
Deborah Hill	67	60.91%
Megan Nothelfer	43	39.09%
Write-In	0	0.00%
Total...	110	0.00%

REP - County Treasurer	(Final)	
Valerie Thornburg	92	98.92%
Write-In	1	1.08%
Total...	93	100.00%

REP - County Register of Deeds	(Final)	
Jo Ann DeGraaf	75	70.75%
Brad Lee Heikkila	31	29.25%
Write-In	0	0.00%
Total...	106	0.00%

REP - County Drain Commissioner	(Final)	
Write-In	3	100.00%
Total...	3	100.00%

REP - County Surveyor	(Final)	
Dean R. Farrier	100	98.04%
Write-In	2	1.96%
Total...	102	100.00%

Springfield Township Precinct 1

REP - County Commissioner 4TH District-2 yr	(Final)	
James Sweet	90	98.90%
Write-In	1	1.10%
Total...	91	100.00%

REP - Springfield Supervisor	(Final)	
Thomas Gonyer	94	98.95%
Write-In	1	1.05%
Total...	95	100.00%

REP - Springfield Clerk	(Final)	
Write-In	4	100.00%
Total...	4	100.00%

REP - Springfield Treasurer	(Final)	
Write-In	4	100.00%
Total...	4	100.00%

REP - Springfield Trustee	(Final)	
Jeremy Birgy	93	98.94%
Write-In	1	1.06%
Total...	94	100.00%

REP - SPRINGFIELD DELEGATE REP	(Final)	
Tim Aschmann	58	36.02%
Amy Faber	54	33.54%
Daniel Faber	46	28.57%
Write-In	3	1.86%
Total...	161	100.00%

DEM - US Rep in Congress 1st District	(Final)	
Jerry Cannon	46	70.77%
Lon Johnson	19	29.23%
Write-In	0	0.00%
Total...	65	0.00%

DEM - 103RD STATE REPRESENTATIVE DISTRICT	(Final)	
Robyn Pillinger Daniels	19	37.25%
Brad Richards	15	29.41%
Tim Schaiberger	5	9.80%
Jordan Stancil	12	23.53%
Write-In	0	0.00%
Total...	51	0.00%

DEM - County Prosecuting Attorney	(Final)	
Write-In	6	100.00%
Total...	6	100.00%

DEM - County Sheriff	(Final)	
Write-In	4	100.00%
Total...	4	100.00%

DEM - County Clerk	(Final)	
Write-In	4	100.00%
Total...	4	100.00%

Kalkaska_0816_Primary_E

August 2, 2016

Precinct Report

Kalkaska County

Kalkaska August 2, 2016

Springfield Township Precinct 1

Springfield Township Precinct 1

DEM - County Treasurer				County Millage Renewal Proposal			
		(Final)				(Final)	
Write-In	4	100.00%		NO	100	54.05%	
Total...	4	100.00%			185	100.00%	
DEM - County Register of Deeds				County Conservation District Proposal			
		(Final)				(Final)	
Write-In	4	100.00%		YES	92	50.27%	
Total...	4	100.00%		NO	91	49.73%	
					183	100.00%	
DEM - County Drain Commissioner				County Public Transit Authority Mill			
		(Final)				(Final)	
Seth Phillips	44	100.00%					
Write-In	0	0.00%		YES	98	52.97%	
Total...	44	0.00%		NO	87	47.03%	
					185	100.00%	
DEM - County Surveyor				Springfield Ambulance Proposal			
		(Final)				(Final)	
Write-In	4	100.00%		YES	123	71.51%	
Total...	4	100.00%		NO	49	28.49%	
					172	100.00%	
DEM - County Commissioner 4TH District-2 yr							
		(Final)					
Kevin Stein	52	100.00%					
Write-In	0	0.00%					
Total...	52	0.00%					
DEM - Springfield Supervisor							
		(Final)					
Write-In	3	100.00%					
Total...	3	100.00%					
DEM - Springfield Clerk							
		(Final)					
Sandra Parker	52	100.00%					
Write-In	0	0.00%					
Total...	52	0.00%					
DEM - Springfield Treasurer							
		(Final)					
Bonnie M. Gonyer	56	100.00%					
Write-In	0	0.00%					
Total...	56	0.00%					
DEM - Springfield Trustee							
		(Final)					
Carl Ingersoll	53	98.15%					
Write-In	1	1.85%					
Total...	54	100.00%					
DEM - SPRINGFIELD DELEGATE DEM							
		(Final)					
Write-In	3	100.00%					
Total...	3	100.00%					
46th Cir. Judge of the Cir. Court Incumbent PTE							
		(Final)					
Michael T. Edwards	28	22.95%					
Kevin L. Hesselink	35	28.69%					
Colin G. Hunter	32	26.23%					
Jason Thompson	26	21.31%					
Write-In	1	0.82%					
Total...	122	100.00%					
County Millage Renewal Proposal							
		(Final)					
YES	85	45.95%					

SUMMARY REPT-GROUP DETAIL

August Primary
August 2, 2016
Kent County, Michigan
STATISTICS

OFFICIAL RESULTS

Run Date:08/10/16 07:44 AM

Report EL45A Page 001

	TOTAL VOTES	%	PRECINCT	ABSENTEE
PRECINCTS COUNTED (OF 248)	248	100.00		
REGISTERED VOTERS - TOTAL	441,504			
BALLOTS CAST - TOTAL	69,450		39,514	29,936
BALLOTS CAST - REPUBLICAN	47,610	68.55	27,405	20,205
BALLOTS CAST - DEMOCRATIC	18,568	26.74	11,053	7,515
BALLOTS CAST - NONPARTISAN	3,272	4.71	1,057	2,215
BALLOTS CAST - CROSSOVER	2,615	3.77	677	1,938
VOTER TURNOUT - TOTAL		15.73		

2016 AUG 16 AM 9:27
ELECTORAL SECRET

SUMMARY REPT-GROUP DETAIL

August Primary
August 2, 2016
Kent County, Michigan
Republican

OFFICIAL RESULTS

Run Date:08/10/16 07:44 AM

Report EL45A Page 002

	TOTAL VOTES	%	PRECINCT	ABSENTEE
REP IN CONGRESS 2ND DISTRICT				
Vote for not more than 1				
Bill Huizenga	8,892	99.40	4,788	4,104
WRITE-IN.	54	.60	45	9
REP IN CONGRESS 3RD DISTRICT				
Vote for not more than 1				
Justin Amash	33,375	99.14	19,378	13,997
WRITE-IN.	291	.86	206	85
STATE REPRESENTATIVE 72ND DISTRICT				
Vote for not more than 1				
Robert D. Coughlin	499	9.71	208	291
Ryan Gallogly	1,207	23.49	677	530
Bill Hirsch.	852	16.58	378	474
Steven Johnson.	1,240	24.13	695	545
Tony Noto	1,333	25.94	753	580
WRITE-IN.	7	.14	5	2
STATE REPRESENTATIVE 73RD DISTRICT				
Vote for not more than 1				
Chris Afendoulis	9,367	99.65	5,198	4,169
WRITE-IN.	33	.35	27	6
STATE REPRESENTATIVE 74TH DISTRICT				
Vote for not more than 1				
Rob VerHeulen	7,365	99.58	4,115	3,250
WRITE-IN.	31	.42	23	8
STATE REPRESENTATIVE 75TH DISTRICT				
Vote for not more than 1				
Chad C. Rossiter	1,153	99.31	815	338
WRITE-IN.	8	.69	5	3
STATE REPRESENTATIVE 76TH DISTRICT				
Vote for not more than 1				
Casey J. O'Neill	3,351	71.53	1,748	1,603
Jeff Sheridan	1,318	28.13	671	647
WRITE-IN.	16	.34	13	3
STATE REPRESENTATIVE 77TH DISTRICT				
Vote for not more than 1				
Tommy Brann.	6,752	89.87	4,049	2,703
Frank Murin.	756	10.06	477	279
WRITE-IN.	5	.07	4	1

SUMMARY REPT-GROUP DETAIL

August Primary
August 2, 2016
Kent County, Michigan
Republican

OFFICIAL RESULTS

Run Date:08/10/16 07:44 AM

Report EL45A Page 003

	TOTAL VOTES	%	PRECINCT	ABSENTEE
STATE REPRESENTATIVE 86TH DISTRICT				
Vote for not more than 1				
Thomas A. Albert	2,486	30.08	1,378	1,108
Katherine Henry	1,842	22.29	1,075	767
Jeffrey W. Johnson	2,691	32.56	1,667	1,024
Bartholomew J. Lower.	267	3.23	178	89
Matthew VanderWerff	962	11.64	610	352
WRITE-IN.	16	.19	11	5

SUMMARY REPT-GROUP DETAIL

August Primary
August 2, 2016
Kent County, Michigan
Democratic

OFFICIAL RESULTS

Run Date:08/10/16 07:44 AM

Report EL45A Page 004

	TOTAL VOTES	%	PRECINCT	ABSENTEE
REP IN CONGRESS 2ND DISTRICT				
Vote for not more than 1				
Dennis B. Murphy	3,595	99.83	1,936	1,659
WRITE-IN.	6	.17	4	2
REP IN CONGRESS 3RD DISTRICT				
Vote for not more than 1				
Douglas Smith	14,416	99.72	8,751	5,665
WRITE-IN.	41	.28	32	9
STATE REPRESENTATIVE 72ND DISTRICT				
Vote for not more than 1				
Dick Cunningham	574	36.68	299	275
Steve Shoemaker	986	63.00	587	399
WRITE-IN.	5	.32	5	0
STATE REPRESENTATIVE 73RD DISTRICT				
Vote for not more than 1				
Deb Havens	3,227	99.85	1,859	1,368
WRITE-IN.	5	.15	2	3
STATE REPRESENTATIVE 74TH DISTRICT				
Vote for not more than 1				
Robin Bigger	2,087	99.95	1,052	1,035
WRITE-IN.	1	.05	1	0
STATE REPRESENTATIVE 75TH DISTRICT				
Vote for not more than 1				
David LaGrand	3,283	99.45	2,393	890
WRITE-IN.	18	.55	15	3
STATE REPRESENTATIVE 76TH DISTRICT				
Vote for not more than 1				
Winnie Brinks	4,389	99.70	2,611	1,778
WRITE-IN.	13	.30	9	4
STATE REPRESENTATIVE 77TH DISTRICT				
Vote for not more than 1				
Dana J. Knight.	1,792	99.78	1,070	722
WRITE-IN.	4	.22	3	1
STATE REPRESENTATIVE 86TH DISTRICT				
Vote for not more than 1				
Lynn Mason	1,716	99.88	855	861
WRITE-IN.	2	.12	1	1

SUMMARY REPT-GROUP DETAIL

August Primary
August 2, 2016
Kent County, Michigan
Nonpartisan

OFFICIAL RESULTS

Run Date:08/10/16 07:44 AM

Report EL45A

Page 005

	TOTAL VOTES	%	PRECINCT	ABSENTEE
JUDGE OF CIRCUIT COURT 17TH CIRCUIT				
Vote for not more than 1				
Curt Benson.	18,935	39.26	9,783	9,152
Thomas P. Murray, Jr.	12,147	25.18	6,479	5,668
Joe Rossi	16,974	35.19	11,919	5,055
WRITE-IN.	177	.37	157	20

RUN DATE:08/10/16 12:41 PM

August Primary
August 2, 2016
Kent County, Michigan
STATISTICS

OFFICIAL RESULTS

REPORT-EL52

PAGE 0001

```
01 = REGISTERED VOTERS - TOTAL
02 = BALLOTS CAST - TOTAL
03 = BALLOTS CAST - REPUBLICAN
04 = BALLOTS CAST - DEMOCRATIC
```

TOTAL	PERCENT
441,504	
69,450	
47,610	68.55
18,568	26.74

05 = BALLOTS CAST - NONPARTISAN
06 = BALLOTS CAST - CROSSOVER
07 = VOTER TURNOUT - TOTAL

TOTAL	PERCENT
3,272	4.71
2,615	3.77
	15.73

	01	02	03	04	05	06	07
0101 Ada Township Pct 1	1179	338	237	74	27	15	28.67
0102 Ada Township Pct 2	2163	455	333	98	24	14	21.04
0103 Ada Township Pct 3	1261	325	240	67	18	11	25.77
0104 Ada Township Pct 4	1014	341	243	66	32	20	33.63
0105 Ada Township Pct 5	1799	441	332	83	26	15	24.51
0106 Ada Township Pct 6	872	185	139	38	8	5	21.22
0107 Ada Township Pct 7	1068	298	215	60	23	9	27.90
0108 Ada Township Pct 8	1043	261	174	65	22	13	25.02
0201 Algoma Township Pct 1	1204	281	230	34	17	17	23.34
0202 Algoma Township Pct 2	1460	362	318	33	11	11	24.79
0203 Algoma Township Pct 3	1448	347	284	44	20	19	23.96
0204 Algoma Township Pct 4	1669	322	257	46	19	19	19.29
0205 Algoma Township Pct 5	1795	340	290	38	12	12	18.94
0301 Alpine Township Pct 1	1038	283	236	29	18	17	27.26
0302 Alpine Township Pct 2	1352	210	141	52	17	16	15.53
0303 Alpine Township Pct 3	2175	505	388	85	32	29	23.22
0304 Alpine Township Pct 4	2142	304	233	53	18	18	14.19
0305 Alpine Township Pct 5	969	244	202	28	14	13	25.18
0306 Alpine Township Pct 6	1944	43	22	14	7	7	2.21
0401 Bowne Township Pct 1	2297	344	316	24	4	4	14.98
0501 Byron Township Pct 1	2317	840	780	37	23	18	36.25
0502 Byron Township Pct 2	2444	915	774	87	54	44	37.44
0503 Byron Township Pct 3	2329	243	176	60	7	7	10.43
0504 Byron Township Pct 4	1815	665	601	36	28	25	36.64
0506 Byron Township Pct 5	2214	740	685	32	23	19	33.42
0507 Byron Township Pct 6	1415	431	376	32	23	20	30.46
0508 Byron Township Pct 7	1914	534	446	65	23	18	27.90
0509 Byron Township Pct 8	2090	586	441	92	53	47	28.04
0601 Caledonia Township Pct 1	1116	257	235	17	5	4	23.03
0602 Caledonia Township Pct 2	2806	797	696	73	28	28	28.40
0603 Caledonia Township Pct 3	2759	783	700	65	18	18	28.38
0604 Caledonia Township Pct 4	1265	407	370	29	8	8	32.17
0605 Caledonia Township Pct 5	2080	491	441	36	14	14	23.61
0701 Cannon Township Pct 1	1944	307	256	37	14	8	15.79
0702 Cannon Township Pct 2	1849	346	269	56	21	18	18.71
0703 Cannon Township Pct 3	1565	302	240	53	9	7	19.30
0704 Cannon Township Pct 4	2119	420	326	62	32	23	19.82
0705 Cannon Township Pct 5	1537	379	307	46	26	18	24.66
0706 Cannon Township Pct 6	1741	328	264	51	13	12	18.84
0801 Cascade Township Pct 1	1383	321	247	60	14	14	23.21
0802 Cascade Township Pct 2	2198	458	373	71	14	12	20.84
0803 Cascade Township Pct 3	2706	603	465	118	20	19	22.28
0804 Cascade Township Pct 4	2479	586	432	126	28	23	23.64
0805 Cascade Township Pct 5	1297	217	187	23	7	7	16.73
0806 Cascade Township Pct 6	1405	277	214	47	16	13	19.72
0807 Cascade Township Pct 7	1322	276	220	48	8	8	20.88
0808 Cascade Township Pct 8	1586	253	205	35	13	11	15.95
0901 Cedar Springs Precinct 1	2228	205	155	35	15	15	9.20
1001 Courtland Township Pct 1	1856	321	260	51	10	7	17.30
1002 Courtland Township Pct 2	1991	239	206	31	2	2	12.00
1003 Courtland Township Pct 3	2188	291	232	48	11	11	13.30
1111 EGR Ward 1 Pct 1	1472	267	141	111	15	9	18.14
1112 EGR Ward 1 Pct 2	1462	232	121	101	10	4	15.87

[illegible]

NUMBERED KEY CANVASS

RUN DATE:08/10/16 12:41 PM

August Primary
August 2, 2016
Kent County, Michigan
STATISTICS

OFFICIAL RESULTS

REPORT-EL52

PAGE 0002

01 = REGISTERED VOTERS - TOTAL	441,504		05 = BALLOTS CAST - NONPARTISAN	TOTAL	PERCENT
02 = BALLOTS CAST - TOTAL	69,450		06 = BALLOTS CAST - CROSSOVER	3,272	4.71
03 = BALLOTS CAST - REPUBLICAN	47,610	68.55	07 = VOTER TURNOUT - TOTAL	2,615	3.77
04 = BALLOTS CAST - DEMOCRATIC	18,568	26.74			15.73

(CONTINUED FROM PREVIOUS PAGE)

	01	02	03	04	05	06	07
1123 EGR Ward 2 Pct 3	1504	225	121	92	12	9	14.96
1124 EGR Ward 2 Pct 4	1409	195	103	82	10	4	13.84
1135 EGR Ward 3 Pct 5	1453	245	126	100	19	13	16.86
1136 EGR Ward 3 Pct 6	1467	250	111	125	14	9	17.04
1201 Gaines Township Pct 1	1799	472	436	30	6	6	26.24
1202 Gaines Township Pct 2	1439	266	199	57	10	9	18.49
1203 Gaines Township Pct 3	2005	364	308	45	11	10	18.15
1204 Gaines Township Pct 4	2628	220	140	65	15	15	8.37
1205 Gaines Township Pct 5	1844	149	98	44	7	6	8.08
1206 Gaines Township Pct 6	1787	426	376	37	13	10	23.84
1207 Gaines Township Pct 7	2202	566	464	79	23	13	25.70
1208 Gaines Township Pct 8	2015	492	405	70	17	17	24.42
1209 Gaines Township Pct 9	1608	203	153	43	7	7	12.62
1301 Grand Rapids W1 P1	2365	146	49	95	2	2	6.17
1302 Grand Rapids W1 P2	1238	51	16	34	1	1	4.12
1303 Grand Rapids W1 P3	1930	203	97	99	7	5	10.52
1304 Grand Rapids W1 P4	1725	188	58	128	2	2	10.90
1305 Grand Rapids W1 P5	1316	102	33	69	0	0	7.75
1306 Grand Rapids W1 P6	2172	328	172	149	7	4	15.10
1307 Grand Rapids W1 P7	859	157	98	48	11	8	18.28
1308 Grand Rapids W1 P8	1265	224	97	121	6	6	17.71
1309 Grand Rapids W1 P9	2282	111	31	76	4	3	4.86
1310 Grand Rapids W1 P10	1714	238	100	126	12	10	13.89
1311 Grand Rapids W1 P11	830	176	111	60	5	4	21.20
1312 Grand Rapids W1 P12	1777	75	21	53	1	1	4.22
1313 Grand Rapids W1 P13	1938	80	34	41	5	5	4.13
1314 Grand Rapids W1 P14	2012	189	97	84	8	6	9.39
1315 Grand Rapids W1 P15	1919	41	14	27	0	0	2.14
1316 Grand Rapids W1 P16	1978	68	18	46	4	3	3.44
1317 Grand Rapids W1 P17	2251	216	87	120	9	9	9.60
1318 Grand Rapids W1 P18	1077	58	7	50	1	1	5.39
1319 Grand Rapids W1 P19	2094	156	74	77	5	5	7.45
1320 Grand Rapids W1 P20	2179	469	265	189	15	12	21.52
1321 Grand Rapids W1 P21	1791	279	193	77	9	6	15.58
1322 Grand Rapids W1 P22	710	16	1	15	0	0	2.25
1323 Grand Rapids W1 P23	1788	356	241	99	16	14	19.91
1324 Grand Rapids W1 P24	1648	45	12	32	1	0	2.73
1325 Grand Rapids W2 P25	1239	108	34	69	5	5	8.72
1326 Grand Rapids W2 P26	1696	201	102	91	8	8	11.85
1327 Grand Rapids W2 P27	1260	175	65	100	10	9	13.89
1328 Grand Rapids W2 P28	1997	186	85	98	3	3	9.31
1329 Grand Rapids W2 P29	1788	97	43	50	4	3	5.43
1330 Grand Rapids W2 P30	1605	259	103	146	10	9	16.14
1331 Grand Rapids W2 P31	2247	178	64	107	7	6	7.92
1332 Grand Rapids W2 P32	1321	91	32	55	4	3	6.89
1333 Grand Rapids W2 P33	955	194	63	124	7	6	20.31
1334 Grand Rapids W2 P34	2142	274	91	174	9	9	12.79
1335 Grand Rapids W2 P35	1988	325	143	159	22	20	16.35
1336 Grand Rapids W2 P36	992	99	52	42	5	4	9.98
1337 Grand Rapids W2 P37	2455	279	133	129	17	13	11.36
1338 Grand Rapids W2 P38	2381	127	39	81	7	6	5.33
1339 Grand Rapids W2 P39	955	83	19	63	1	0	8.69
1340 Grand Rapids W2 P40	1724	230	45	179	6	5	13.34
1341 Grand Rapids W2 P41	2435	319	172	122	25	24	13.10

NUMBERED KEY CANVASS

RUN DATE:08/10/16 12:41 PM

August Primary
August 2, 2016
Kent County, Michigan
STATISTICS

OFFICIAL RESULTS

REPORT-EL52

PAGE 0003

01 = REGISTERED VOTERS - TOTAL	441,504		05 = BALLOTS CAST - NONPARTISAN	3,272	4.71
02 = BALLOTS CAST - TOTAL	69,450		06 = BALLOTS CAST - CROSSOVER	2,615	3.77
03 = BALLOTS CAST - REPUBLICAN	47,610	68.55	07 = VOTER TURNOUT - TOTAL		15.73
04 = BALLOTS CAST - DEMOCRATIC	18,568	26.74			

(CONTINUED FROM PREVIOUS PAGE)

	01	02	03	04	05	06	07
1342 Grand Rapids W2 P42	1877	293	146	139	8	6	15.61
1343 Grand Rapids W2 P43	1606	240	134	102	4	3	14.94
1344 Grand Rapids W2 P44	1746	369	230	122	17	16	21.13
1345 Grand Rapids W2 P45	2012	465	306	143	16	12	23.11
1346 Grand Rapids W2 P46	2122	287	153	122	12	8	13.52
1347 Grand Rapids W2 P47	1639	418	209	194	15	9	25.50
1348 Grand Rapids W2 P48	1392	122	26	93	3	2	8.76
1349 Grand Rapids W2 P49	1915	143	35	105	3	2	7.47
1350 Grand Rapids W2 P50	2264	234	57	174	3	2	10.34
1351 Grand Rapids W3 P51	1663	143	65	74	4	3	8.60
1352 Grand Rapids W3 P52	932	103	10	91	2	2	11.05
1353 Grand Rapids W3 P53	2439	566	395	149	22	20	23.21
1354 Grand Rapids W3 P54	1515	211	119	85	7	6	13.93
1355 Grand Rapids W3 P55	2153	293	138	146	9	5	13.61
1356 Grand Rapids W3 P56	2014	330	190	122	18	13	16.39
1357 Grand Rapids W3 P57	1189	156	62	91	3	3	13.12
1358 Grand Rapids W3 P58	1730	302	175	116	11	8	17.46
1359 Grand Rapids W3 P59	2249	341	159	176	6	4	15.16
1360 Grand Rapids W3 P60	2337	251	29	218	4	4	10.74
1361 Grand Rapids W3 P61	911	176	71	103	2	1	19.32
1362 Grand Rapids W3 P62	1773	155	33	120	2	2	8.74
1363 Grand Rapids W3 P63	1820	149	19	125	5	5	8.19
1364 Grand Rapids W3 P64	1880	111	44	63	4	4	5.90
1365 Grand Rapids W3 P65	1940	184	93	85	6	6	9.48
1366 Grand Rapids W3 P66	2273	110	5	102	3	2	4.84
1367 Grand Rapids W3 P67	2710	179	12	164	3	3	6.61
1368 Grand Rapids W3 P68	1599	257	75	176	6	6	16.07
1369 Grand Rapids W3 P69	1370	249	148	88	13	9	18.18
1370 Grand Rapids W3 P70	1745	96	4	89	3	3	5.50
1371 Grand Rapids W3 P71	1620	156	41	113	2	1	9.63
1372 Grand Rapids W3 P72	868	86	36	48	2	2	9.91
1373 Grand Rapids W3 P73	1113	159	68	88	3	1	14.29
1374 Grand Rapids W3 P74	1315	107	40	62	5	5	8.14
1375 Grand Rapids W3 P75	1177	125	20	100	5	4	10.62
1376 Grand Rapids W3 P76	1507	94	6	87	1	1	6.24
1377 Grand Rapids W3 P77	1286	196	89	97	10	9	15.24
1401 Grand Rapids Twp Pct 1	1497	274	210	54	10	9	18.30
1402 Grand Rapids Twp Pct 2	1730	301	213	76	12	8	17.40
1403 Grand Rapids Twp Pct 3	1791	484	321	127	36	29	27.02
1404 Grand Rapids Twp Pct 4	659	140	100	33	7	4	21.24
1405 Grand Rapids Twp Pct 5	1190	227	154	61	12	6	19.08
1406 Grand Rapids Twp Pct 6	1701	353	259	80	14	12	20.75
1407 Grand Rapids Twp Pct 7	1022	147	111	33	3	1	14.38
1408 Grand Rapids Twp Pct 8	1750	307	240	51	16	10	17.54
1409 Grand Rapids Twp Pct 9	1922	286	201	58	27	20	14.88
1501 Grandville Precinct 1	1584	243	180	54	9	9	15.34
1502 Grandville Precinct 2	1911	259	170	75	14	13	13.55
1503 Grandville Precinct 3	2146	362	285	59	18	15	16.87
1504 Grandville Precinct 4	1971	519	413	93	13	12	26.33
1505 Grandville Precinct 5	2169	454	356	80	18	17	20.93
1506 Grandville Precinct 6	1733	380	317	55	8	8	21.93
1601 Grattan Township Pct 1	1489	350	283	39	28	28	23.51
1602 Grattan Township Pct 2	1515	338	274	46	18	18	22.31
1701 Kentwood Ward 1 Pct 1	1968	229	163	60	6	4	11.64

NUMBERED KEY CANVASS

RUN DATE:08/10/16 12:41 PM

August Primary
August 2, 2016
Kent County, Michigan
STATISTICS

OFFICIAL RESULTS

REPORT-EL52

PAGE 0004

01 = REGISTERED VOTERS - TOTAL	441,504		05 = BALLOTS CAST - NONPARTISAN	TOTAL	PERCENT
02 = BALLOTS CAST - TOTAL	69,450		06 = BALLOTS CAST - CROSSOVER	3,272	4.71
03 = BALLOTS CAST - REPUBLICAN	47,610	68.55	07 = VOTER TURNOUT - TOTAL	2,615	3.77
04 = BALLOTS CAST - DEMOCRATIC	18,568	26.74			15.73

(CONTINUED FROM PREVIOUS PAGE)

	01	02	03	04	05	06	07
1702 Kentwood Ward 1 Pct 2	2722	322	230	82	10	9	11.83
1703 Kentwood Ward 1 Pct 3	1502	196	146	44	6	6	13.05
1704 Kentwood Ward 1 Pct 4	1323	96	61	33	2	2	7.26
1705 Kentwood Ward 1 Pct 5	1183	83	66	14	3	3	7.02
1706 Kentwood Ward 1 Pct 6	2255	232	148	70	14	14	10.29
1707 Kentwood Ward 1 Pct 7	1889	165	109	49	7	7	8.73
1708 Kentwood Ward 1 Pct 8	2270	350	262	81	7	7	15.42
1709 Kentwood Ward 1 Pct 9	2059	215	132	75	8	7	10.44
1710 Kentwood Ward 2 Pct 10	2285	339	238	85	16	16	14.84
1711 Kentwood Ward 2 Pct 11	2733	292	217	68	7	6	10.68
1712 Kentwood Ward 2 Pct 12	2935	272	120	137	15	15	9.27
1713 Kentwood Ward 2 Pct 13	1948	357	281	64	12	12	18.33
1714 Kentwood Ward 2 Pct 14	2831	328	196	126	6	6	11.59
1715 Kentwood Ward 2 Pct 15	2573	174	87	82	5	3	6.76
1716 Kentwood Ward 2 Pct 16	2591	333	231	95	7	5	12.85
1801 Lowell Precinct 1	1532	257	179	69	9	9	16.78
1802 Lowell Precinct 2	1375	201	143	51	7	6	14.62
1901 Lowell Township Pct 1	2411	489	391	78	20	19	20.28
1902 Lowell Township Pct 2	2228	305	230	63	12	12	13.69
2001 Nelson Township Pct 1	1553	238	181	38	19	19	15.33
2002 Nelson Township Pct 2	1522	268	208	46	14	14	17.61
2003 Nelson Township Pct 3	340	75	60	10	5	4	22.06
2101 Oakfield Township Pct 1	1471	378	272	72	34	24	25.70
2102 Oakfield Township Pct 2	1704	370	287	63	20	20	21.71
2103 Oakfield Township Pct 3	1254	245	174	51	20	19	19.54
2201 Plainfield Twp Pct 1	2532	593	400	151	42	26	23.42
2202 Plainfield Twp Pct 2	2181	392	277	73	42	31	17.97
2203 Plainfield Twp Pct 3	2053	372	233	108	31	24	18.12
2204 Plainfield Twp Pct 4	2324	452	305	116	31	21	19.45
2205 Plainfield Twp Pct 5	2123	496	338	126	32	23	23.36
2206 Plainfield Twp Pct 6	2773	668	484	121	63	49	24.09
2207 Plainfield Twp Pct 7	2445	731	537	137	57	37	29.90
2208 Plainfield Twp Pct 8	2791	688	449	185	54	37	24.65
2209 Plainfield Twp Pct 9	2373	447	307	102	38	24	18.84
2210 Plainfield Twp Pct 10	1678	488	342	110	36	19	29.08
2211 Plainfield Twp Pct 11	1675	583	433	108	42	35	34.81
2301 Rockford Precinct 1	1853	332	203	108	21	17	17.92
2302 Rockford Precinct 2	2361	340	227	95	18	17	14.40
2401 Solon Township Pct 1	1778	259	209	39	11	11	14.57
2402 Solon Township Pct 2	2666	312	259	43	10	9	11.70
2501 Sparta Township Pct 1	2796	494	362	105	27	26	17.67
2502 Sparta Township Pct 2	1475	278	218	44	16	11	18.85
2503 Sparta Township Pct 3	1917	291	239	39	13	10	15.18
2601 Spencer Township Pct 1	2730	482	366	96	20	16	17.66
2701 Tyrone Township Pct 1	1792	303	240	48	15	14	16.91
2702 Tyrone Township Pct 2	1351	258	223	25	10	8	19.10
2801 Vergennes Township Pct 1	1808	364	315	40	9	6	20.13
2802 Vergennes Township Pct 2	1602	238	192	39	7	6	14.86
2911 Walker Ward 1 Pct 1	2073	146	88	50	8	6	7.04
2912 Walker Ward 1 Pct 2	1714	314	191	101	22	20	18.32
2913 Walker Ward 1 Pct 3	1941	281	175	98	8	5	14.48
2924 Walker Ward 2 Pct 4	2198	316	232	70	14	11	14.38
2925 Walker Ward 2 Pct 5	1917	361	234	102	25	17	18.83
2926 Walker Ward 2 Pct 6	1688	319	217	87	15	15	18.90

NUMBERED KEY CANVASS

RUN DATE:08/10/16 12:41 PM

August Primary
August 2, 2016
Kent County, Michigan
STATISTICS

OFFICIAL RESULTS

REPORT-EL52

PAGE 0005

01 = REGISTERED VOTERS - TOTAL	TOTAL	PERCENT	05 = BALLOTS CAST - NONPARTISAN	TOTAL	PERCENT
02 = BALLOTS CAST - TOTAL	441,504		06 = BALLOTS CAST - CROSSOVER	3,272	4.71
03 = BALLOTS CAST - REPUBLICAN	69,450		07 = VOTER TURNOUT - TOTAL	2,615	3.77
04 = BALLOTS CAST - DEMOCRATIC	47,610	68.55			15.73
	18,568	26.74			

(CONTINUED FROM PREVIOUS PAGE)

	01	02	03	04	05	06	07
2937 Walker Ward 3 Pct 7	1920	225	155	55	15	14	11.72
2938 Walker Ward 3 Pct 8	1764	228	179	33	16	15	12.93
2939 Walker Ward 3 Pct 9	1972	259	160	88	11	10	13.13
3101 Wyoming Ward 1 Pct 1	1839	103	63	35	5	5	5.60
3102 Wyoming Ward 1 Pct 2	1268	75	46	26	3	3	5.91
3103 Wyoming Ward 1 Pct 3	2070	126	84	39	3	2	6.09
3104 Wyoming Ward 1 Pct 4	1992	203	128	59	16	8	10.19
3105 Wyoming Ward 1 Pct 5	2095	187	108	69	10	10	8.93
3106 Wyoming Ward 1 Pct 6	1448	104	60	40	4	4	7.18
3107 Wyoming Ward 1 Pct 7	1822	269	197	58	14	12	14.76
3108 Wyoming Ward 1 Pct 8	1248	86	60	26	0	0	6.89
3109 Wyoming Ward 1 Pct 9	2219	168	97	64	7	4	7.57
3210 Wyoming Ward 2 Pct 10	1460	89	61	26	2	2	6.10
3211 Wyoming Ward 2 Pct 11	1276	67	37	30	0	0	5.25
3212 Wyoming Ward 2 Pct 12	1271	101	67	27	7	6	7.95
3213 Wyoming Ward 2 Pct 13	1616	144	111	29	4	3	8.91
3214 Wyoming Ward 2 Pct 14	1157	170	121	40	9	8	14.69
3215 Wyoming Ward 2 Pct 15	970	111	77	24	10	5	11.44
3216 Wyoming Ward 2 Pct 16	1296	183	118	45	20	7	14.12
3217 Wyoming Ward 2 Pct 17	1978	93	66	22	5	3	4.70
3218 Wyoming Ward 2 Pct 18	1217	141	90	41	10	1	11.59
3219 Wyoming Ward 2 Pct 19	1848	197	105	75	17	13	10.66
3220 Wyoming Ward 2 Pct 20	1918	216	142	63	11	6	11.26
3321 Wyoming Ward 3 Pct 21	2243	292	214	68	10	6	13.02
3322 Wyoming Ward 3 Pct 22	1351	213	120	62	31	25	15.77
3323 Wyoming Ward 3 Pct 23	2255	196	118	74	4	1	8.69
3324 Wyoming Ward 3 Pct 24	2196	202	138	58	6	4	9.20
3325 Wyoming Ward 3 Pct 25	1645	295	237	46	12	9	17.93
3326 Wyoming Ward 3 Pct 26	1222	227	159	63	5	1	18.58
3327 Wyoming Ward 3 Pct 27	1213	153	112	38	3	3	12.61
3328 Wyoming Ward 3 Pct 28	1929	246	181	56	9	7	12.75
3329 Wyoming Ward 3 Pct 29	1495	261	192	46	23	17	17.46
3330 Wyoming Ward 3 Pct 30	1763	317	249	50	18	8	17.98

NUMBERED KEY CANVASS

RUN DATE:08/10/16 12:41 PM

August Primary
August 2, 2016
Kent County, Michigan
Republican

OFFICIAL RESULTS

REPORT-EL52

PAGE 0006

REP IN CONGRESS 2ND DISTRICT

VOTES PERCENT

Vote for not more than 1

01 = Bill Huizenga

02 = WRITE-IN

8,892 99.40

54 .60

	01	02
0504 Byron Township Pct 4	24	0
1501 Grandville Precinct 1	168	0
1502 Grandville Precinct 2	163	0
1503 Grandville Precinct 3	256	2
1504 Grandville Precinct 4	387	5
1505 Grandville Precinct 5	335	1
1506 Grandville Precinct 6	297	2
1701 Kentwood Ward 1 Pct 1	154	1
1702 Kentwood Ward 1 Pct 2	207	2
1703 Kentwood Ward 1 Pct 3	132	5
1704 Kentwood Ward 1 Pct 4	56	0
1705 Kentwood Ward 1 Pct 5	64	0
1706 Kentwood Ward 1 Pct 6	142	1
1707 Kentwood Ward 1 Pct 7	102	1
1708 Kentwood Ward 1 Pct 8	242	0
1709 Kentwood Ward 1 Pct 9	121	3
1710 Kentwood Ward 2 Pct 10	206	1
1711 Kentwood Ward 2 Pct 11	194	1
1712 Kentwood Ward 2 Pct 12	110	0
1713 Kentwood Ward 2 Pct 13	272	1
1714 Kentwood Ward 2 Pct 14	188	0
1715 Kentwood Ward 2 Pct 15	81	0
1716 Kentwood Ward 2 Pct 16	213	0
2911 Walker Ward 1 Pct 1	79	0
2912 Walker Ward 1 Pct 2	180	1
2913 Walker Ward 1 Pct 3	163	1
2924 Walker Ward 2 Pct 4	216	2
2925 Walker Ward 2 Pct 5	220	1
2926 Walker Ward 2 Pct 6	207	0
2937 Walker Ward 3 Pct 7	149	0
2938 Walker Ward 3 Pct 8	170	0
2939 Walker Ward 3 Pct 9	155	1
3101 Wyoming Ward 1 Pct 1	56	0
3102 Wyoming Ward 1 Pct 2	44	0
3103 Wyoming Ward 1 Pct 3	75	1
3104 Wyoming Ward 1 Pct 4	122	1
3105 Wyoming Ward 1 Pct 5	98	1
3106 Wyoming Ward 1 Pct 6	52	0
3107 Wyoming Ward 1 Pct 7	180	2
3108 Wyoming Ward 1 Pct 8	57	0
3109 Wyoming Ward 1 Pct 9	90	0
3210 Wyoming Ward 2 Pct 10	54	2
3211 Wyoming Ward 2 Pct 11	30	0
3212 Wyoming Ward 2 Pct 12	58	0
3213 Wyoming Ward 2 Pct 13	103	0
3214 Wyoming Ward 2 Pct 14	112	0
3215 Wyoming Ward 2 Pct 15	69	1
3216 Wyoming Ward 2 Pct 16	110	0
3217 Wyoming Ward 2 Pct 17	58	0
3218 Wyoming Ward 2 Pct 18	80	1
3219 Wyoming Ward 2 Pct 19	95	0
3220 Wyoming Ward 2 Pct 20	126	0
3321 Wyoming Ward 3 Pct 21	191	1

NUMBERED KEY CANVASS

RUN DATE:08/10/16 12:41 PM

August Primary
August 2, 2016
Kent County, Michigan
Republican

OFFICIAL RESULTS

REPORT-EL52

PAGE 0007

REP IN CONGRESS 2ND DISTRICT

Vote for not more than 1

01 = Bill Huizenga

02 = WRITE-IN

VOTES PERCENT

8,892	99.40
54	.60

(CONTINUED FROM PREVIOUS PAGE)

	01	02
3322 Wyoming Ward 3 Pct 22	111	1
3323 Wyoming Ward 3 Pct 23	106	1
3324 Wyoming Ward 3 Pct 24	122	5
3325 Wyoming Ward 3 Pct 25	218	2
3326 Wyoming Ward 3 Pct 26	147	1
3327 Wyoming Ward 3 Pct 27	107	0
3328 Wyoming Ward 3 Pct 28	163	1
3329 Wyoming Ward 3 Pct 29	172	0
3330 Wyoming Ward 3 Pct 30	233	1

NUMBERED KEY CANVASS

RUN DATE:08/10/16 12:41 PM

August Primary
August 2, 2016
Kent County, Michigan
Republican

OFFICIAL RESULTS

REPORT-EL52

PAGE 0008

REP IN CONGRESS 3RD DISTRICT

Vote for not more than 1

VOTES PERCENT

33,375 99.14
291 .86

01 = Justin Amash

02 = WRITE-IN

	01	02
0101 Ada Township Pct 1	202	2
0102 Ada Township Pct 2	294	1
0103 Ada Township Pct 3	187	8
0104 Ada Township Pct 4	208	1
0105 Ada Township Pct 5	295	4
0106 Ada Township Pct 6	118	0
0107 Ada Township Pct 7	181	2
0108 Ada Township Pct 8	153	0
0201 Algoma Township Pct 1	205	0
0202 Algoma Township Pct 2	273	3
0203 Algoma Township Pct 3	253	2
0204 Algoma Township Pct 4	218	5
0205 Algoma Township Pct 5	238	6
0301 Alpine Township Pct 1	202	0
0302 Alpine Township Pct 2	127	0
0303 Alpine Township Pct 3	325	2
0304 Alpine Township Pct 4	201	0
0305 Alpine Township Pct 5	163	0
0306 Alpine Township Pct 6	22	0
0401 Bowne Township Pct 1	280	5
0501 Byron Township Pct 1	692	0
0502 Byron Township Pct 2	680	7
0503 Byron Township Pct 3	162	0
0504 Byron Township Pct 4	512	0
0506 Byron Township Pct 5	611	4
0507 Byron Township Pct 6	339	1
0508 Byron Township Pct 7	386	3
0509 Byron Township Pct 8	398	1
0601 Caledonia Township Pct 1	199	1
0602 Caledonia Township Pct 2	598	7
0603 Caledonia Township Pct 3	588	10
0604 Caledonia Township Pct 4	311	3
0605 Caledonia Township Pct 5	399	2
0701 Cannon Township Pct 1	234	1
0702 Cannon Township Pct 2	228	4
0703 Cannon Township Pct 3	209	2
0704 Cannon Township Pct 4	283	2
0705 Cannon Township Pct 5	265	3
0706 Cannon Township Pct 6	240	1
0801 Cascade Township Pct 1	199	3
0802 Cascade Township Pct 2	317	5
0803 Cascade Township Pct 3	388	5
0804 Cascade Township Pct 4	372	5
0805 Cascade Township Pct 5	173	0
0806 Cascade Township Pct 6	171	7
0807 Cascade Township Pct 7	182	4
0808 Cascade Township Pct 8	171	0
0901 Cedar Springs Precinct 1	143	0
1001 Courtland Township Pct 1	219	2
1002 Courtland Township Pct 2	185	1
1003 Courtland Township Pct 3	209	2
1111 EGR Ward 1 Pct 1	122	2
1112 EGR Ward 1 Pct 2	97	3
1123 EGR Ward 2 Pct 3	98	0

REP IN CONGRESS 3RD DISTRICT

VOTES PERCENT

Vote for not more than 1

01 = Justin Amash

33,375 99.14

02 = WRITE-IN

291 .86

(CONTINUED FROM PREVIOUS PAGE)

	01	02
1124 EGR Ward 2 Pct 4	85	1
1135 EGR Ward 3 Pct 5	97	3
1136 EGR Ward 3 Pct 6	95	1
1201 Gaines Township Pct 1	388	0
1202 Gaines Township Pct 2	175	1
1203 Gaines Township Pct 3	286	1
1204 Gaines Township Pct 4	131	5
1205 Gaines Township Pct 5	89	2
1206 Gaines Township Pct 6	333	2
1207 Gaines Township Pct 7	429	1
1208 Gaines Township Pct 8	373	4
1209 Gaines Township Pct 9	143	1
1301 Grand Rapids W1 P1	42	0
1302 Grand Rapids W1 P2	15	0
1303 Grand Rapids W1 P3	95	0
1304 Grand Rapids W1 P4	49	0
1305 Grand Rapids W1 P5	29	1
1306 Grand Rapids W1 P6	158	1
1307 Grand Rapids W1 P7	91	0
1308 Grand Rapids W1 P8	82	1
1309 Grand Rapids W1 P9	25	0
1310 Grand Rapids W1 P10	90	0
1311 Grand Rapids W1 P11	104	1
1312 Grand Rapids W1 P12	21	0
1313 Grand Rapids W1 P13	25	1
1314 Grand Rapids W1 P14	86	1
1315 Grand Rapids W1 P15	11	0
1316 Grand Rapids W1 P16	17	0
1317 Grand Rapids W1 P17	80	0
1318 Grand Rapids W1 P18	7	0
1319 Grand Rapids W1 P19	69	0
1320 Grand Rapids W1 P20	237	1
1321 Grand Rapids W1 P21	179	1
1322 Grand Rapids W1 P22	1	0
1323 Grand Rapids W1 P23	221	1
1324 Grand Rapids W1 P24	12	0
1325 Grand Rapids W2 P25	31	1
1326 Grand Rapids W2 P26	94	2
1327 Grand Rapids W2 P27	57	1
1328 Grand Rapids W2 P28	78	0
1329 Grand Rapids W2 P29	38	1
1330 Grand Rapids W2 P30	90	0
1331 Grand Rapids W2 P31	60	2
1332 Grand Rapids W2 P32	31	0
1333 Grand Rapids W2 P33	58	0
1334 Grand Rapids W2 P34	81	1
1335 Grand Rapids W2 P35	131	3
1336 Grand Rapids W2 P36	52	0
1337 Grand Rapids W2 P37	122	2
1338 Grand Rapids W2 P38	34	0
1339 Grand Rapids W2 P39	15	0
1340 Grand Rapids W2 P40	37	2
1341 Grand Rapids W2 P41	150	4
1342 Grand Rapids W2 P42	135	0

VOTES PERCENT

REP IN CONGRESS 3RD DISTRICT

Vote for not more than 1

01 = Justin Amash

02 = WRITE-IN

33,375 99.14
291 .86

(CONTINUED FROM PREVIOUS PAGE)

	01	02
1343 Grand Rapids W2 P43	119	1
1344 Grand Rapids W2 P44	214	2
1345 Grand Rapids W2 P45	272	0
1346 Grand Rapids W2 P46	134	2
1347 Grand Rapids W2 P47	175	3
1348 Grand Rapids W2 P48	25	1
1349 Grand Rapids W2 P49	28	0
1350 Grand Rapids W2 P50	44	3
1351 Grand Rapids W3 P51	63	0
1352 Grand Rapids W3 P52	8	0
1353 Grand Rapids W3 P53	377	3
1354 Grand Rapids W3 P54	111	1
1355 Grand Rapids W3 P55	122	1
1356 Grand Rapids W3 P56	169	2
1357 Grand Rapids W3 P57	55	0
1358 Grand Rapids W3 P58	156	4
1359 Grand Rapids W3 P59	148	2
1360 Grand Rapids W3 P60	23	0
1361 Grand Rapids W3 P61	63	0
1362 Grand Rapids W3 P62	31	0
1363 Grand Rapids W3 P63	19	0
1364 Grand Rapids W3 P64	41	0
1365 Grand Rapids W3 P65	87	1
1366 Grand Rapids W3 P66	4	0
1367 Grand Rapids W3 P67	11	1
1368 Grand Rapids W3 P68	69	0
1369 Grand Rapids W3 P69	137	2
1370 Grand Rapids W3 P70	4	0
1371 Grand Rapids W3 P71	33	0
1372 Grand Rapids W3 P72	33	1
1373 Grand Rapids W3 P73	57	0
1374 Grand Rapids W3 P74	39	0
1375 Grand Rapids W3 P75	20	0
1376 Grand Rapids W3 P76	5	0
1377 Grand Rapids W3 P77	85	1
1401 Grand Rapids Twp Pct 1	192	3
1402 Grand Rapids Twp Pct 2	189	3
1403 Grand Rapids Twp Pct 3	264	4
1404 Grand Rapids Twp Pct 4	91	0
1405 Grand Rapids Twp Pct 5	128	2
1406 Grand Rapids Twp Pct 6	223	2
1407 Grand Rapids Twp Pct 7	101	3
1408 Grand Rapids Twp Pct 8	204	0
1409 Grand Rapids Twp Pct 9	181	0
1601 Grattan Township Pct 1	246	3
1602 Grattan Township Pct 2	245	0
1801 Lowell Precinct 1	151	4
1802 Lowell Precinct 2	127	0
1901 Lowell Township Pct 1	354	2
1902 Lowell Township Pct 2	194	2
2001 Nelson Township Pct 1	157	1
2002 Nelson Township Pct 2	173	1
2003 Nelson Township Pct 3	52	0
2101 Oakfield Township Pct 1	231	2

NUMBERED KEY CANVASS

RUN DATE:08/10/16 12:41 PM

August Primary
August 2, 2016
Kent County, Michigan
Republican

OFFICIAL RESULTS

REPORT-EL52

PAGE 0011

VOTES PERCENT

REP IN CONGRESS 3RD DISTRICT

Vote for not more than 1

01 = Justin Amash

02 = WRITE-IN

33,375 99.14
291 .86

(CONTINUED FROM PREVIOUS PAGE)

	01	02
2102 Oakfield Township Pct 2	255	2
2103 Oakfield Township Pct 3	148	0
2201 Plainfield Twp Pct 1	348	1
2202 Plainfield Twp Pct 2	250	0
2203 Plainfield Twp Pct 3	208	4
2204 Plainfield Twp Pct 4	267	2
2205 Plainfield Twp Pct 5	296	0
2206 Plainfield Twp Pct 6	431	3
2207 Plainfield Twp Pct 7	466	4
2208 Plainfield Twp Pct 8	391	5
2209 Plainfield Twp Pct 9	271	2
2210 Plainfield Twp Pct 10	297	3
2211 Plainfield Twp Pct 11	377	3
2301 Rockford Precinct 1	178	1
2302 Rockford Precinct 2	211	2
2401 Solon Township Pct 1	196	0
2402 Solon Township Pct 2	236	1
2501 Sparta Township Pct 1	313	1
2502 Sparta Township Pct 2	186	3
2503 Sparta Township Pct 3	210	1
2601 Spencer Township Pct 1	320	3
2701 Tyrone Township Pct 1	208	0
2702 Tyrone Township Pct 2	189	0
2801 Vergennes Township Pct 1	272	2
2802 Vergennes Township Pct 2	178	3

NUMBERED KEY CANVASS

RUN DATE:08/10/16 12:41 PM

August Primary
August 2, 2016
Kent County, Michigan
Republican

OFFICIAL RESULTS

REPORT-EL52 PAGE 0012

							VOTES	PERCENT			VOTES	PERCENT
STATE REPRESENTATIVE 72ND DISTRICT												
Vote for not more than 1												
01 = Robert D. Coughlin			499	9.71	04 = Steven Johnson			1,240	24.13			
02 = Ryan Gallogly			1,207	23.49	05 = Tony Noto			1,333	25.94			
03 = Bill Hirsch			852	16.58	06 = WRITE-IN			7	.14			

			01	02	03	04	05	06				

1201 Gaines Township Pct 1			8	65	147	151	59	0				
1202 Gaines Township Pct 2			17	43	37	34	66	0				
1203 Gaines Township Pct 3			9	63	49	137	43	0				
1204 Gaines Township Pct 4			9	34	27	33	34	0				
1205 Gaines Township Pct 5			6	23	21	24	18	0				
1206 Gaines Township Pct 6			20	87	78	101	86	0				
1207 Gaines Township Pct 7			15	158	121	92	65	0				
1208 Gaines Township Pct 8			17	72	109	98	102	0				
1209 Gaines Township Pct 9			12	29	19	30	57	0				
1701 Kentwood Ward 1 Pct 1			13	51	27	27	42	0				
1702 Kentwood Ward 1 Pct 2			31	58	17	39	79	1				
1703 Kentwood Ward 1 Pct 3			19	28	8	30	58	1				
1704 Kentwood Ward 1 Pct 4			5	14	9	22	9	0				
1705 Kentwood Ward 1 Pct 5			5	16	14	14	16	0				
1706 Kentwood Ward 1 Pct 6			13	44	18	32	34	0				
1707 Kentwood Ward 1 Pct 7			17	25	10	20	34	1				
1708 Kentwood Ward 1 Pct 8			32	43	18	48	119	0				
1709 Kentwood Ward 1 Pct 9			17	33	9	26	42	1				
1710 Kentwood Ward 2 Pct 10			46	30	13	41	102	2				
1711 Kentwood Ward 2 Pct 11			33	49	19	42	71	0				
1712 Kentwood Ward 2 Pct 12			25	26	13	26	24	0				
1713 Kentwood Ward 2 Pct 13			60	74	27	66	41	0				
1714 Kentwood Ward 2 Pct 14			23	53	24	45	46	0				
1715 Kentwood Ward 2 Pct 15			9	29	5	26	14	1				
1716 Kentwood Ward 2 Pct 16			38	60	13	36	72	0				

VOTES PERCENT

STATE REPRESENTATIVE 73RD DISTRICT

Vote for not more than 1

01 = Chris Afendoulis

02 = WRITE-IN

9,367 99.65
33 .35

	01	02
0701 Cannon Township Pct 1	225	2
0702 Cannon Township Pct 2	237	2
0703 Cannon Township Pct 3	211	2
0704 Cannon Township Pct 4	292	0
0705 Cannon Township Pct 5	270	1
0706 Cannon Township Pct 6	233	1
1001 Courtland Township Pct 1	225	1
1002 Courtland Township Pct 2	185	1
1003 Courtland Township Pct 3	210	0
1111 EGR Ward 1 Pct 1	126	0
1112 EGR Ward 1 Pct 2	107	1
1123 EGR Ward 2 Pct 3	112	0
1124 EGR Ward 2 Pct 4	95	0
1135 EGR Ward 3 Pct 5	113	1
1136 EGR Ward 3 Pct 6	102	0
1401 Grand Rapids Twp Pct 1	194	1
1402 Grand Rapids Twp Pct 2	191	3
1403 Grand Rapids Twp Pct 3	306	1
1404 Grand Rapids Twp Pct 4	89	0
1405 Grand Rapids Twp Pct 5	143	0
1406 Grand Rapids Twp Pct 6	235	0
1407 Grand Rapids Twp Pct 7	102	1
1408 Grand Rapids Twp Pct 8	215	2
1409 Grand Rapids Twp Pct 9	187	0
2001 Nelson Township Pct 1	156	1
2002 Nelson Township Pct 2	169	0
2003 Nelson Township Pct 3	53	1
2101 Oakfield Township Pct 1	225	1
2102 Oakfield Township Pct 2	246	0
2103 Oakfield Township Pct 3	144	0
2201 Plainfield Twp Pct 1	354	1
2202 Plainfield Twp Pct 2	249	0
2203 Plainfield Twp Pct 3	210	0
2204 Plainfield Twp Pct 4	274	1
2205 Plainfield Twp Pct 5	303	0
2206 Plainfield Twp Pct 6	434	1
2207 Plainfield Twp Pct 7	486	1
2208 Plainfield Twp Pct 8	389	2
2209 Plainfield Twp Pct 9	276	1
2210 Plainfield Twp Pct 10	300	1
2211 Plainfield Twp Pct 11	382	1
2601 Spencer Township Pct 1	312	1

VOTES PERCENT

STATE REPRESENTATIVE 74TH DISTRICT

Vote for not more than 1

01 = Rob VerHeulen

7,365 99.58

02 = WRITE-IN

31 .42

	01	02
0201 Algoma Township Pct 1	200	0
0202 Algoma Township Pct 2	266	2
0203 Algoma Township Pct 3	251	0
0204 Algoma Township Pct 4	215	3
0205 Algoma Township Pct 5	243	2
0301 Alpine Township Pct 1	200	1
0302 Alpine Township Pct 2	121	0
0303 Alpine Township Pct 3	325	2
0304 Alpine Township Pct 4	204	0
0305 Alpine Township Pct 5	163	0
0306 Alpine Township Pct 6	22	0
0901 Cedar Springs Precinct 1	138	0
1501 Grandville Precinct 1	167	0
1502 Grandville Precinct 2	161	0
1503 Grandville Precinct 3	258	2
1504 Grandville Precinct 4	387	3
1505 Grandville Precinct 5	328	0
1506 Grandville Precinct 6	296	0
2301 Rockford Precinct 1	175	1
2302 Rockford Precinct 2	207	2
2401 Solon Township Pct 1	186	1
2402 Solon Township Pct 2	234	1
2501 Sparta Township Pct 1	312	0
2502 Sparta Township Pct 2	186	0
2503 Sparta Township Pct 3	196	3
2701 Tyrone Township Pct 1	202	0
2702 Tyrone Township Pct 2	180	0
2911 Walker Ward 1 Pct 1	77	1
2912 Walker Ward 1 Pct 2	178	1
2913 Walker Ward 1 Pct 3	164	0
2924 Walker Ward 2 Pct 4	219	1
2925 Walker Ward 2 Pct 5	222	0
2926 Walker Ward 2 Pct 6	209	0
2937 Walker Ward 3 Pct 7	150	1
2938 Walker Ward 3 Pct 8	172	1
2939 Walker Ward 3 Pct 9	151	3

NUMBERED KEY CANVASS

RUN DATE:08/10/16 12:41 PM

August Primary
August 2, 2016
Kent County, Michigan
Republican

OFFICIAL RESULTS

REPORT-EL52

PAGE 0015

STATE REPRESENTATIVE 75TH DISTRICT

Vote for not more than 1

01 = Chad C. Rossiter

02 = WRITE-IN

VOTES PERCENT

1,153 99.31
8 .69

	01	02
1301 Grand Rapids W1 P1	42	0
1302 Grand Rapids W1 P2	13	0
1304 Grand Rapids W1 P4	49	0
1305 Grand Rapids W1 P5	27	0
1308 Grand Rapids W1 P8	77	0
1309 Grand Rapids W1 P9	25	0
1310 Grand Rapids W1 P10	87	1
1312 Grand Rapids W1 P12	20	0
1313 Grand Rapids W1 P13	26	0
1315 Grand Rapids W1 P15	11	0
1316 Grand Rapids W1 P16	16	0
1317 Grand Rapids W1 P17	71	3
1318 Grand Rapids W1 P18	7	0
1322 Grand Rapids W1 P22	1	0
1324 Grand Rapids W1 P24	10	0
1325 Grand Rapids W2 P25	28	1
1327 Grand Rapids W2 P27	55	0
1329 Grand Rapids W2 P29	33	1
1330 Grand Rapids W2 P30	85	0
1332 Grand Rapids W2 P32	29	0
1334 Grand Rapids W2 P34	75	1
1336 Grand Rapids W2 P36	50	0
1338 Grand Rapids W2 P38	32	0
1339 Grand Rapids W2 P39	15	0
1348 Grand Rapids W2 P48	24	0
1349 Grand Rapids W2 P49	29	0
1350 Grand Rapids W2 P50	36	1
1352 Grand Rapids W3 P52	7	0
1360 Grand Rapids W3 P60	20	0
1362 Grand Rapids W3 P62	29	0
1363 Grand Rapids W3 P63	19	0
1366 Grand Rapids W3 P66	3	0
1367 Grand Rapids W3 P67	12	0
1370 Grand Rapids W3 P70	4	0
1372 Grand Rapids W3 P72	29	0
1374 Grand Rapids W3 P74	34	0
1375 Grand Rapids W3 P75	19	0
1376 Grand Rapids W3 P76	4	0

NUMBERED KEY CANVASS

RUN DATE:08/10/16 12:41 PM

August Primary
August 2, 2016
Kent County, Michigan
Republican

OFFICIAL RESULTS

REPORT-EL52

PAGE 0016

				VOTES	PERCENT			VOTES	PERCENT
STATE REPRESENTATIVE 76TH DISTRICT									
Vote for not more than 1									
01 = Casey J. O'Neill				3,351	71.53				
02 = Jeff Sheridan				1,318	28.13	03 = WRITE-IN		16	.34
	01	02	03						
1303 Grand Rapids W1 P3	62	28	0						
1306 Grand Rapids W1 P6	119	42	1						
1307 Grand Rapids W1 P7	71	20	0						
1311 Grand Rapids W1 P11	80	22	0						
1314 Grand Rapids W1 P14	67	23	0						
1319 Grand Rapids W1 P19	42	26	0						
1320 Grand Rapids W1 P20	196	54	0						
1321 Grand Rapids W1 P21	129	46	0						
1323 Grand Rapids W1 P23	159	48	1						
1326 Grand Rapids W2 P26	56	35	0						
1328 Grand Rapids W2 P28	53	17	1						
1331 Grand Rapids W2 P31	39	16	0						
1333 Grand Rapids W2 P33	32	17	0						
1335 Grand Rapids W2 P35	92	35	0						
1337 Grand Rapids W2 P37	80	33	0						
1340 Grand Rapids W2 P40	25	15	1						
1341 Grand Rapids W2 P41	123	34	1						
1342 Grand Rapids W2 P42	77	50	1						
1343 Grand Rapids W2 P43	92	24	2						
1344 Grand Rapids W2 P44	138	73	0						
1345 Grand Rapids W2 P45	221	55	0						
1346 Grand Rapids W2 P46	82	51	2						
1347 Grand Rapids W2 P47	134	39	0						
1351 Grand Rapids W3 P51	40	21	0						
1353 Grand Rapids W3 P53	255	92	0						
1354 Grand Rapids W3 P54	67	37	0						
1355 Grand Rapids W3 P55	96	16	1						
1356 Grand Rapids W3 P56	102	69	0						
1357 Grand Rapids W3 P57	40	16	0						
1358 Grand Rapids W3 P58	99	55	1						
1359 Grand Rapids W3 P59	101	43	1						
1361 Grand Rapids W3 P61	39	22	0						
1364 Grand Rapids W3 P64	34	7	0						
1365 Grand Rapids W3 P65	58	26	0						
1368 Grand Rapids W3 P68	43	20	1						
1369 Grand Rapids W3 P69	86	38	1						
1371 Grand Rapids W3 P71	31	5	0						
1373 Grand Rapids W3 P73	35	25	1						
1377 Grand Rapids W3 P77	56	23	0						

NUMBERED KEY CANVASS

RUN DATE:08/10/16 12:41 PM

August Primary
August 2, 2016
Kent County, Michigan
Republican

OFFICIAL RESULTS

REPORT-EL52

PAGE 0017

STATE REPRESENTATIVE 77TH DISTRICT

Vote for not more than 1

01 = Tommy Brann

02 = Frank Murin

VOTES PERCENT

VOTES PERCENT

6,752 89.87

756 10.06

03 = WRITE-IN

5 .07

	01	02	03
0501 Byron Township Pct 1	674	73	0
0502 Byron Township Pct 2	645	80	0
0503 Byron Township Pct 3	157	17	0
0504 Byron Township Pct 4	522	47	1
0506 Byron Township Pct 5	578	56	0
0507 Byron Township Pct 6	320	36	0
0508 Byron Township Pct 7	399	27	0
0509 Byron Township Pct 8	362	64	0
3101 Wyoming Ward 1 Pct 1	60	1	0
3102 Wyoming Ward 1 Pct 2	46	0	0
3103 Wyoming Ward 1 Pct 3	77	5	0
3104 Wyoming Ward 1 Pct 4	106	16	0
3105 Wyoming Ward 1 Pct 5	102	6	0
3106 Wyoming Ward 1 Pct 6	54	6	0
3107 Wyoming Ward 1 Pct 7	185	11	0
3108 Wyoming Ward 1 Pct 8	54	5	0
3109 Wyoming Ward 1 Pct 9	89	7	0
3210 Wyoming Ward 2 Pct 10	47	10	0
3211 Wyoming Ward 2 Pct 11	29	5	0
3212 Wyoming Ward 2 Pct 12	47	13	0
3213 Wyoming Ward 2 Pct 13	81	25	0
3214 Wyoming Ward 2 Pct 14	111	10	0
3215 Wyoming Ward 2 Pct 15	67	7	0
3216 Wyoming Ward 2 Pct 16	104	12	0
3217 Wyoming Ward 2 Pct 17	56	8	0
3218 Wyoming Ward 2 Pct 18	76	12	0
3219 Wyoming Ward 2 Pct 19	96	6	0
3220 Wyoming Ward 2 Pct 20	125	12	0
3321 Wyoming Ward 3 Pct 21	185	26	0
3322 Wyoming Ward 3 Pct 22	108	11	0
3323 Wyoming Ward 3 Pct 23	105	11	0
3324 Wyoming Ward 3 Pct 24	122	13	1
3325 Wyoming Ward 3 Pct 25	199	29	1
3326 Wyoming Ward 3 Pct 26	140	14	0
3327 Wyoming Ward 3 Pct 27	100	10	0
3328 Wyoming Ward 3 Pct 28	152	21	0
3329 Wyoming Ward 3 Pct 29	172	13	0
3330 Wyoming Ward 3 Pct 30	200	31	2

							VOTES		PERCENT			
STATE REPRESENTATIVE 86TH DISTRICT												
Vote for not more than 1												
01 = Thomas A. Albert							2,486	30.08	04 = Bartholomew J. Lower		267	3.23
02 = Katherine Henry							1,842	22.29	05 = Matthew VanderWerff		962	11.64
03 = Jeffrey W. Johnson							2,691	32.56	06 = WRITE-IN		16	.19
	01	02	03	04	05	06						
0101 Ada Township Pct 1	67	70	54	6	26	0						
0102 Ada Township Pct 2	57	90	111	9	24	0						
0103 Ada Township Pct 3	61	43	81	6	29	2						
0104 Ada Township Pct 4	54	46	91	9	18	1						
0105 Ada Township Pct 5	92	39	125	2	41	0						
0106 Ada Township Pct 6	21	33	55	3	13	0						
0107 Ada Township Pct 7	58	49	62	8	15	1						
0108 Ada Township Pct 8	49	25	61	7	20	0						
0401 Bowne Township Pct 1	113	82	75	6	32	0						
0601 Caledonia Township Pct 1	52	54	69	4	17	1						
0602 Caledonia Township Pct 2	181	171	181	20	55	0						
0603 Caledonia Township Pct 3	175	148	218	27	44	0						
0604 Caledonia Township Pct 4	102	78	86	16	32	1						
0605 Caledonia Township Pct 5	132	95	119	14	32	2						
0801 Cascade Township Pct 1	69	71	46	5	35	1						
0802 Cascade Township Pct 2	90	75	129	10	30	0						
0803 Cascade Township Pct 3	115	97	196	14	19	0						
0804 Cascade Township Pct 4	103	100	150	12	33	0						
0805 Cascade Township Pct 5	60	21	65	12	15	0						
0806 Cascade Township Pct 6	63	48	53	8	23	1						
0807 Cascade Township Pct 7	38	50	77	9	26	1						
0808 Cascade Township Pct 8	45	60	71	4	11	0						
1601 Grattan Township Pct 1	129	49	72	1	17	1						
1602 Grattan Township Pct 2	120	35	61	10	36	0						
1801 Lowell Precinct 1	62	26	33	13	40	1						
1802 Lowell Precinct 2	37	24	30	6	44	0						
1901 Lowell Township Pct 1	124	67	99	3	77	2						
1902 Lowell Township Pct 2	67	32	61	12	44	1						
2801 Vergennes Township Pct 1	93	37	87	6	87	0						
2802 Vergennes Township Pct 2	57	27	73	5	27	0						

REP IN CONGRESS 2ND DISTRICT

VOTES PERCENT

Vote for not more than 1

01 = Dennis B. Murphy

02 = WRITE-IN

3,595 99.83

6 .17

	01	02
0504 Byron Township Pct 4	0	0
1501 Grandville Precinct 1	54	0
1502 Grandville Precinct 2	72	0
1503 Grandville Precinct 3	58	0
1504 Grandville Precinct 4	92	0
1505 Grandville Precinct 5	78	0
1506 Grandville Precinct 6	54	0
1701 Kentwood Ward 1 Pct 1	59	0
1702 Kentwood Ward 1 Pct 2	80	0
1703 Kentwood Ward 1 Pct 3	42	1
1704 Kentwood Ward 1 Pct 4	31	0
1705 Kentwood Ward 1 Pct 5	14	0
1706 Kentwood Ward 1 Pct 6	70	0
1707 Kentwood Ward 1 Pct 7	49	0
1708 Kentwood Ward 1 Pct 8	78	0
1709 Kentwood Ward 1 Pct 9	72	0
1710 Kentwood Ward 2 Pct 10	82	0
1711 Kentwood Ward 2 Pct 11	65	0
1712 Kentwood Ward 2 Pct 12	133	0
1713 Kentwood Ward 2 Pct 13	64	0
1714 Kentwood Ward 2 Pct 14	122	0
1715 Kentwood Ward 2 Pct 15	81	0
1716 Kentwood Ward 2 Pct 16	94	0
2911 Walker Ward 1 Pct 1	49	0
2912 Walker Ward 1 Pct 2	100	0
2913 Walker Ward 1 Pct 3	96	0
2924 Walker Ward 2 Pct 4	69	1
2925 Walker Ward 2 Pct 5	101	0
2926 Walker Ward 2 Pct 6	84	0
2937 Walker Ward 3 Pct 7	55	0
2938 Walker Ward 3 Pct 8	33	0
2939 Walker Ward 3 Pct 9	87	1
3101 Wyoming Ward 1 Pct 1	35	0
3102 Wyoming Ward 1 Pct 2	25	0
3103 Wyoming Ward 1 Pct 3	39	0
3104 Wyoming Ward 1 Pct 4	56	0
3105 Wyoming Ward 1 Pct 5	69	0
3106 Wyoming Ward 1 Pct 6	38	1
3107 Wyoming Ward 1 Pct 7	57	0
3108 Wyoming Ward 1 Pct 8	26	0
3109 Wyoming Ward 1 Pct 9	63	0
3210 Wyoming Ward 2 Pct 10	26	0
3211 Wyoming Ward 2 Pct 11	29	0
3212 Wyoming Ward 2 Pct 12	26	0
3213 Wyoming Ward 2 Pct 13	29	0
3214 Wyoming Ward 2 Pct 14	40	0
3215 Wyoming Ward 2 Pct 15	24	0
3216 Wyoming Ward 2 Pct 16	43	0
3217 Wyoming Ward 2 Pct 17	22	0
3218 Wyoming Ward 2 Pct 18	41	0
3219 Wyoming Ward 2 Pct 19	73	0
3220 Wyoming Ward 2 Pct 20	63	0
3321 Wyoming Ward 3 Pct 21	67	0
3322 Wyoming Ward 3 Pct 22	58	2

NUMBERED KEY CANVASS

RUN DATE:08/10/16 12:41 PM

August Primary
August 2, 2016
Kent County, Michigan
Democratic

OFFICIAL RESULTS

REPORT-EL52

PAGE 0020

REP IN CONGRESS 2ND DISTRICT

Vote for not more than 1

01 = Dennis B. Murphy

02 = WRITE-IN

VOTES PERCENT

3,595 99.83

6 .17

(CONTINUED FROM PREVIOUS PAGE)

	01	02
3323 Wyoming Ward 3 Pct 23	72	0
3324 Wyoming Ward 3 Pct 24	58	0
3325 Wyoming Ward 3 Pct 25	45	0
3326 Wyoming Ward 3 Pct 26	63	0
3327 Wyoming Ward 3 Pct 27	38	0
3328 Wyoming Ward 3 Pct 28	56	0
3329 Wyoming Ward 3 Pct 29	46	0
3330 Wyoming Ward 3 Pct 30	50	0

VOTES PERCENT

STATE REPRESENTATIVE 86TH DISTRICT

Vote for not more than 1

01 = Lynn Mason

1,716 99.88

02 = WRITE-IN

2 .12

	01	02
0101 Ada Township Pct 1	72	0
0102 Ada Township Pct 2	97	0
0103 Ada Township Pct 3	62	0
0104 Ada Township Pct 4	62	1
0105 Ada Township Pct 5	82	0
0106 Ada Township Pct 6	38	0
0107 Ada Township Pct 7	58	0
0108 Ada Township Pct 8	62	0
0401 Bowne Township Pct 1	24	0
0601 Caledonia Township Pct 1	17	0
0602 Caledonia Township Pct 2	73	0
0603 Caledonia Township Pct 3	65	0
0604 Caledonia Township Pct 4	29	0
0605 Caledonia Township Pct 5	36	0
0801 Cascade Township Pct 1	59	0
0802 Cascade Township Pct 2	71	0
0803 Cascade Township Pct 3	116	0
0804 Cascade Township Pct 4	124	0
0805 Cascade Township Pct 5	23	0
0806 Cascade Township Pct 6	46	0
0807 Cascade Township Pct 7	47	0
0808 Cascade Township Pct 8	35	0
1601 Grattan Township Pct 1	37	0
1602 Grattan Township Pct 2	45	1
1801 Lowell Precinct 1	68	0
1802 Lowell Precinct 2	50	0
1901 Lowell Township Pct 1	78	0
1902 Lowell Township Pct 2	63	0
2801 Vergennes Township Pct 1	39	0
2802 Vergennes Township Pct 2	38	0

NUMBERED KEY CANVASS

RUN DATE:08/10/16 12:41 PM

August Primary
August 2, 2016
Kent County, Michigan
Nonpartisan

OFFICIAL RESULTS

REPORT-EL52

PAGE 0022

	VOTES	PERCENT		VOTES	PERCENT
JUDGE OF CIRCUIT COURT 17TH CIRCUIT					
Vote for not more than 1					
01 = Curt Benson	18,935	39.26	03 = Joe Rossi	16,974	35.19
02 = Thomas P. Murray, Jr.	12,147	25.18	04 = WRITE-IN	177	.37
	01	02	03	04	
0101 Ada Township Pct 1	97	108	51	0	
0102 Ada Township Pct 2	92	127	118	2	
0103 Ada Township Pct 3	85	69	89	1	
0104 Ada Township Pct 4	76	72	78	1	
0105 Ada Township Pct 5	101	114	100	2	
0106 Ada Township Pct 6	34	45	48	1	
0107 Ada Township Pct 7	69	75	76	1	
0108 Ada Township Pct 8	59	61	67	0	
0201 Algoma Township Pct 1	68	45	66	0	
0202 Algoma Township Pct 2	65	37	78	1	
0203 Algoma Township Pct 3	83	52	73	0	
0204 Algoma Township Pct 4	70	43	71	3	
0205 Algoma Township Pct 5	67	63	64	1	
0301 Alpine Township Pct 1	53	49	79	0	
0302 Alpine Township Pct 2	64	37	33	0	
0303 Alpine Township Pct 3	126	58	109	2	
0304 Alpine Township Pct 4	92	38	78	1	
0305 Alpine Township Pct 5	49	15	59	0	
0306 Alpine Township Pct 6	12	7	8	0	
0401 Bowne Township Pct 1	57	41	103	1	
0501 Byron Township Pct 1	268	143	216	0	
0502 Byron Township Pct 2	275	142	192	1	
0503 Byron Township Pct 3	57	63	50	1	
0504 Byron Township Pct 4	180	81	165	1	
0506 Byron Township Pct 5	195	110	182	1	
0507 Byron Township Pct 6	108	110	77	1	
0508 Byron Township Pct 7	147	63	142	1	
0509 Byron Township Pct 8	218	110	113	1	
0601 Caledonia Township Pct 1	32	22	76	1	
0602 Caledonia Township Pct 2	170	115	184	4	
0603 Caledonia Township Pct 3	144	100	185	1	
0604 Caledonia Township Pct 4	66	55	90	0	
0605 Caledonia Township Pct 5	112	92	132	1	
0701 Cannon Township Pct 1	91	52	86	0	
0702 Cannon Township Pct 2	90	65	97	1	
0703 Cannon Township Pct 3	69	67	77	2	
0704 Cannon Township Pct 4	105	118	93	0	
0705 Cannon Township Pct 5	97	78	95	0	
0706 Cannon Township Pct 6	94	57	104	1	
0801 Cascade Township Pct 1	77	64	52	1	
0802 Cascade Township Pct 2	120	89	89	1	
0803 Cascade Township Pct 3	136	156	122	0	
0804 Cascade Township Pct 4	138	101	128	0	
0805 Cascade Township Pct 5	42	41	47	0	
0806 Cascade Township Pct 6	60	55	42	1	
0807 Cascade Township Pct 7	69	55	64	0	
0808 Cascade Township Pct 8	47	63	47	0	
0901 Cedar Springs Precinct 1	50	36	40	0	
1001 Courtland Township Pct 1	66	46	78	1	
1002 Courtland Township Pct 2	48	38	62	1	
1003 Courtland Township Pct 3	79	39	87	0	
1111 EGR Ward 1 Pct 1	64	47	102	0	
1112 EGR Ward 1 Pct 2	57	63	72	0	
1123 EGR Ward 2 Pct 3	62	44	84	0	

NUMBERED KEY CANVASS

RUN DATE:08/10/16 12:41 PM

August Primary
August 2, 2016
Kent County, Michigan
Nonpartisan

OFFICIAL RESULTS

REPORT-EL52

PAGE 0023

	VOTES	PERCENT		VOTES	PERCENT
JUDGE OF CIRCUIT COURT 17TH CIRCUIT					
Vote for not more than 1					
01 = Curt Benson	18,935	39.26	03 = Joe Rossi	16,974	35.19
02 = Thomas P. Murray, Jr.	12,147	25.18	04 = WRITE-IN	177	.37

(CONTINUED FROM PREVIOUS PAGE)

	01	02	03	04
1124 EGR Ward 2 Pct 4	54	27	79	0
1135 EGR Ward 3 Pct 5	42	47	125	0
1136 EGR Ward 3 Pct 6	55	48	108	1
1201 Gaines Township Pct 1	77	55	149	1
1202 Gaines Township Pct 2	50	53	63	2
1203 Gaines Township Pct 3	114	57	82	1
1204 Gaines Township Pct 4	59	34	54	1
1205 Gaines Township Pct 5	31	14	38	0
1206 Gaines Township Pct 6	121	74	111	0
1207 Gaines Township Pct 7	193	85	135	0
1208 Gaines Township Pct 8	140	81	96	0
1209 Gaines Township Pct 9	57	28	36	1
1301 Grand Rapids W1 P1	33	21	46	3
1302 Grand Rapids W1 P2	16	6	17	0
1303 Grand Rapids W1 P3	61	32	47	0
1304 Grand Rapids W1 P4	74	18	45	2
1305 Grand Rapids W1 P5	37	15	33	1
1306 Grand Rapids W1 P6	91	47	83	1
1307 Grand Rapids W1 P7	53	19	40	2
1308 Grand Rapids W1 P8	79	23	63	1
1309 Grand Rapids W1 P9	46	18	23	2
1310 Grand Rapids W1 P10	80	38	58	0
1311 Grand Rapids W1 P11	50	20	46	0
1312 Grand Rapids W1 P12	20	11	25	1
1313 Grand Rapids W1 P13	26	17	18	1
1314 Grand Rapids W1 P14	53	42	41	3
1315 Grand Rapids W1 P15	4	3	16	0
1316 Grand Rapids W1 P16	24	10	19	0
1317 Grand Rapids W1 P17	63	39	69	4
1318 Grand Rapids W1 P18	16	11	8	0
1319 Grand Rapids W1 P19	65	20	35	0
1320 Grand Rapids W1 P20	133	71	122	0
1321 Grand Rapids W1 P21	73	44	103	3
1322 Grand Rapids W1 P22	4	3	3	0
1323 Grand Rapids W1 P23	91	45	85	1
1324 Grand Rapids W1 P24	12	4	10	1
1325 Grand Rapids W2 P25	37	16	33	0
1326 Grand Rapids W2 P26	58	24	48	2
1327 Grand Rapids W2 P27	46	22	49	0
1328 Grand Rapids W2 P28	49	35	43	0
1329 Grand Rapids W2 P29	23	15	31	1
1330 Grand Rapids W2 P30	102	36	74	1
1331 Grand Rapids W2 P31	61	25	46	2
1332 Grand Rapids W2 P32	20	19	24	0
1333 Grand Rapids W2 P33	63	20	73	1
1334 Grand Rapids W2 P34	83	45	62	3
1335 Grand Rapids W2 P35	95	62	66	1
1336 Grand Rapids W2 P36	19	19	27	0
1337 Grand Rapids W2 P37	102	25	75	0
1338 Grand Rapids W2 P38	41	25	35	2
1339 Grand Rapids W2 P39	40	6	16	1
1340 Grand Rapids W2 P40	85	35	60	0
1341 Grand Rapids W2 P41	85	52	95	0
1342 Grand Rapids W2 P42	106	50	59	0

NUMBERED KEY CANVASS

RUN DATE:08/10/16 12:41 PM

August Primary
August 2, 2016
Kent County, Michigan
Nonpartisan

OFFICIAL RESULTS

REPORT-EL52

PAGE 0024

	VOTES	PERCENT		VOTES	PERCENT
JUDGE OF CIRCUIT COURT 17TH CIRCUIT					
Vote for not more than 1					
01 = Curt Benson	18,935	39.26	03 = Joe Rossi	16,974	35.19
02 = Thomas P. Murray, Jr.	12,147	25.18	04 = WRITE-IN	177	.37

(CONTINUED FROM PREVIOUS PAGE)

	01	02	03	04
1343 Grand Rapids W2 P43	71	35	71	0
1344 Grand Rapids W2 P44	118	60	85	1
1345 Grand Rapids W2 P45	140	62	137	0
1346 Grand Rapids W2 P46	103	51	52	1
1347 Grand Rapids W2 P47	135	75	132	1
1348 Grand Rapids W2 P48	56	16	28	0
1349 Grand Rapids W2 P49	52	25	42	0
1350 Grand Rapids W2 P50	96	40	43	0
1351 Grand Rapids W3 P51	46	17	35	0
1352 Grand Rapids W3 P52	28	19	24	0
1353 Grand Rapids W3 P53	163	101	121	0
1354 Grand Rapids W3 P54	52	46	60	1
1355 Grand Rapids W3 P55	86	50	97	1
1356 Grand Rapids W3 P56	92	62	80	1
1357 Grand Rapids W3 P57	53	26	25	1
1358 Grand Rapids W3 P58	99	43	62	1
1359 Grand Rapids W3 P59	114	53	85	1
1360 Grand Rapids W3 P60	99	40	50	1
1361 Grand Rapids W3 P61	62	28	34	0
1362 Grand Rapids W3 P62	39	28	35	0
1363 Grand Rapids W3 P63	42	22	27	0
1364 Grand Rapids W3 P64	22	24	26	0
1365 Grand Rapids W3 P65	47	30	48	1
1366 Grand Rapids W3 P66	39	17	19	2
1367 Grand Rapids W3 P67	55	31	25	1
1368 Grand Rapids W3 P68	70	43	73	1
1369 Grand Rapids W3 P69	65	53	78	1
1370 Grand Rapids W3 P70	28	19	14	4
1371 Grand Rapids W3 P71	34	18	50	4
1372 Grand Rapids W3 P72	23	13	16	0
1373 Grand Rapids W3 P73	49	22	45	0
1374 Grand Rapids W3 P74	37	12	34	3
1375 Grand Rapids W3 P75	36	19	25	0
1376 Grand Rapids W3 P76	21	18	18	1
1377 Grand Rapids W3 P77	38	41	66	0
1401 Grand Rapids Twp Pct 1	83	69	58	0
1402 Grand Rapids Twp Pct 2	98	51	86	1
1403 Grand Rapids Twp Pct 3	110	140	103	1
1404 Grand Rapids Twp Pct 4	43	24	39	0
1405 Grand Rapids Twp Pct 5	82	46	60	0
1406 Grand Rapids Twp Pct 6	101	75	97	0
1407 Grand Rapids Twp Pct 7	47	16	53	0
1408 Grand Rapids Twp Pct 8	101	66	84	0
1409 Grand Rapids Twp Pct 9	74	64	86	0
1501 Grandville Precinct 1	62	54	47	0
1502 Grandville Precinct 2	65	66	44	0
1503 Grandville Precinct 3	86	83	61	0
1504 Grandville Precinct 4	156	99	100	1
1505 Grandville Precinct 5	111	85	73	0
1506 Grandville Precinct 6	80	86	65	0
1601 Grattan Township Pct 1	82	47	52	2
1602 Grattan Township Pct 2	87	50	71	1
1701 Kentwood Ward 1 Pct 1	66	48	66	0
1702 Kentwood Ward 1 Pct 2	109	52	88	3

NUMBERED KEY CANVASS

RUN DATE:08/10/16 12:41 PM

August Primary
August 2, 2016
Kent County, Michigan
Nonpartisan

OFFICIAL RESULTS

REPORT-EL52

PAGE 0025

	VOTES	PERCENT		VOTES	PERCENT
JUDGE OF CIRCUIT COURT 17TH CIRCUIT					
Vote for not more than 1					
01 = Curt Benson	18,935	39.26	03 = Joe Rossi	16,974	35.19
02 = Thomas P. Murray, Jr.	12,147	25.18	04 = WRITE-IN	177	.37

(CONTINUED FROM PREVIOUS PAGE)

	01	02	03	04
1703 Kentwood Ward 1 Pct 3	46	36	52	1
1704 Kentwood Ward 1 Pct 4	29	22	22	0
1705 Kentwood Ward 1 Pct 5	34	12	19	0
1706 Kentwood Ward 1 Pct 6	66	48	43	1
1707 Kentwood Ward 1 Pct 7	41	35	42	0
1708 Kentwood Ward 1 Pct 8	79	59	78	0
1709 Kentwood Ward 1 Pct 9	82	37	48	0
1710 Kentwood Ward 2 Pct 10	71	69	84	2
1711 Kentwood Ward 2 Pct 11	66	45	90	1
1712 Kentwood Ward 2 Pct 12	80	56	60	0
1713 Kentwood Ward 2 Pct 13	96	64	62	1
1714 Kentwood Ward 2 Pct 14	108	62	89	1
1715 Kentwood Ward 2 Pct 15	54	30	50	1
1716 Kentwood Ward 2 Pct 16	95	68	98	0
1801 Lowell Precinct 1	58	27	61	2
1802 Lowell Precinct 2	38	25	36	0
1901 Lowell Township Pct 1	94	80	139	0
1902 Lowell Township Pct 2	76	39	95	1
2001 Nelson Township Pct 1	63	24	48	4
2002 Nelson Township Pct 2	53	49	56	0
2003 Nelson Township Pct 3	14	12	21	0
2101 Oakfield Township Pct 1	93	79	78	0
2102 Oakfield Township Pct 2	95	69	76	2
2103 Oakfield Township Pct 3	59	46	53	1
2201 Plainfield Twp Pct 1	164	98	140	0
2202 Plainfield Twp Pct 2	103	76	92	1
2203 Plainfield Twp Pct 3	113	73	75	2
2204 Plainfield Twp Pct 4	150	91	91	0
2205 Plainfield Twp Pct 5	124	85	125	3
2206 Plainfield Twp Pct 6	196	100	182	0
2207 Plainfield Twp Pct 7	224	146	156	0
2208 Plainfield Twp Pct 8	214	108	165	0
2209 Plainfield Twp Pct 9	145	62	108	1
2210 Plainfield Twp Pct 10	143	64	131	1
2211 Plainfield Twp Pct 11	174	108	148	2
2301 Rockford Precinct 1	89	75	60	0
2302 Rockford Precinct 2	92	51	86	0
2401 Solon Township Pct 1	44	46	57	1
2402 Solon Township Pct 2	72	50	64	1
2501 Sparta Township Pct 1	128	86	138	0
2502 Sparta Township Pct 2	76	51	59	0
2503 Sparta Township Pct 3	67	61	81	2
2601 Spencer Township Pct 1	108	64	100	1
2701 Tyrone Township Pct 1	70	63	76	0
2702 Tyrone Township Pct 2	68	33	61	0
2801 Vergennes Township Pct 1	75	60	101	0
2802 Vergennes Township Pct 2	53	44	75	0
2911 Walker Ward 1 Pct 1	39	32	33	1
2912 Walker Ward 1 Pct 2	110	42	76	1
2913 Walker Ward 1 Pct 3	80	55	64	0
2924 Walker Ward 2 Pct 4	85	54	70	0
2925 Walker Ward 2 Pct 5	110	52	72	0
2926 Walker Ward 2 Pct 6	82	66	74	1
2937 Walker Ward 3 Pct 7	64	37	48	0

NUMBERED KEY CANVASS

RUN DATE:08/10/16 12:41 PM

August Primary
August 2, 2016
Kent County, Michigan
Nonpartisan

OFFICIAL RESULTS

REPORT-EL52

PAGE 0026

	VOTES	PERCENT		VOTES	PERCENT
JUDGE OF CIRCUIT COURT 17TH CIRCUIT					
Vote for not more than 1					
01 = Curt Benson	18,935	39.26	03 = Joe Rossi	16,974	35.19
02 = Thomas P. Murray, Jr.	12,147	25.18	04 = WRITE-IN	177	.37

(CONTINUED FROM PREVIOUS PAGE)

	01	02	03	04
2938 Walker Ward 3 Pct 8	62	41	54	1
2939 Walker Ward 3 Pct 9	89	48	59	1
3101 Wyoming Ward 1 Pct 1	32	14	19	2
3102 Wyoming Ward 1 Pct 2	24	12	15	0
3103 Wyoming Ward 1 Pct 3	26	29	33	1
3104 Wyoming Ward 1 Pct 4	63	36	49	0
3105 Wyoming Ward 1 Pct 5	40	30	55	0
3106 Wyoming Ward 1 Pct 6	25	8	31	0
3107 Wyoming Ward 1 Pct 7	97	37	73	0
3108 Wyoming Ward 1 Pct 8	28	9	16	0
3109 Wyoming Ward 1 Pct 9	52	37	45	1
3210 Wyoming Ward 2 Pct 10	36	11	24	0
3211 Wyoming Ward 2 Pct 11	14	9	24	1
3212 Wyoming Ward 2 Pct 12	25	23	27	0
3213 Wyoming Ward 2 Pct 13	53	34	30	0
3214 Wyoming Ward 2 Pct 14	56	41	42	1
3215 Wyoming Ward 2 Pct 15	32	14	41	1
3216 Wyoming Ward 2 Pct 16	57	35	43	0
3217 Wyoming Ward 2 Pct 17	27	20	28	1
3218 Wyoming Ward 2 Pct 18	39	37	44	0
3219 Wyoming Ward 2 Pct 19	76	27	59	0
3220 Wyoming Ward 2 Pct 20	74	35	67	1
3321 Wyoming Ward 3 Pct 21	77	85	78	0
3322 Wyoming Ward 3 Pct 22	80	38	57	0
3323 Wyoming Ward 3 Pct 23	66	43	48	0
3324 Wyoming Ward 3 Pct 24	61	33	60	0
3325 Wyoming Ward 3 Pct 25	97	51	83	2
3326 Wyoming Ward 3 Pct 26	77	52	60	0
3327 Wyoming Ward 3 Pct 27	50	36	37	0
3328 Wyoming Ward 3 Pct 28	76	51	68	0
3329 Wyoming Ward 3 Pct 29	76	42	70	1
3330 Wyoming Ward 3 Pct 30	79	76	65	3

CANVASS OF VOTES CAST AT THE
PRIMARY ELECTION
KEWEENAW COUNTY, MICHIGAN
TUESDAY, AUGUST 2, 2016

And Canvassed by the Board of County Canvassers of Keweenaw County

KEWEENAW COUNTY, MICHIGAN
STATEMENT OF VOTES
AUGUST 2, 2016 PRIMARY ELECTION

REPRESENTATIVE IN CONGRESS 1ST DISTRICT									
REPUBLICAN					DEMOCRAT				
Poll		Jason Allen		Jack Bergman		Tom Casperson		TOTALS	
TOWNSHIPS		8		71		110		189	
ALLOUEZ		381		7		32		39	
EAGLE HARBOR		139		78		13		34	
GRANT		90		5		21		29	
HOUGHTON		37		6		15		22	
SHERMAN		39		1		10		5	
TOTALS		686		22		126		194	
		342		79		151		230	

KEWEENAW COUNTY, MICHIGAN
STATEMENT OF VOTES
AUGUST 2, 2016 PRIMARY ELECTION

STATE REPRESENTATIVE 110TH DISTRICT			
	REPUBLICAN	DEMOCRAT	
TOWNSHIPS	Gregory Markkanen	TOTALS	TOTALS
ALLOUEZ	126	126	139
EAGLE HARBOR	59	59	51
GRANT	22	22	35
HOUGHTON	17	17	14
SHERMAN	11	11	17
TOTALS	235	235	256

County - 2

KEWEENAW COUNTY, MICHIGAN
STATEMENT OF VOTES
AUGUST 2, 2016 PRIMARY ELECTION

	PROSECUTING ATTORNEY			
	REPUBLICAN		DEMOCRAT	
TOWNSHIPS		TOTALS	Charles Miller	TOTALS
ALLOUEZ			110	110
EAGLE HARBOR			48	48
GRANT			37	37
HOUGHTON			8	8
SHERMAN			17	17
TOTALS			220	220

County - 3

KEWEENAW COUNTY, MICHIGAN
STATEMENT OF VOTES
AUGUST 2, 2016 PRIMARY ELECTION

SHERIFF			
	REPUBLICAN	DEMOCRATIC	
	William A. Luokkanen		
TOWNSHIPS	TOTALS	Dale L. Yeo	TOTALS
ALLOUEZ	188	188	90
EAGLE HARBOR	76	76	33
GRANT	40	40	14
HOUGHTON	21	21	2
SHERMAN	16	16	15
TOTALS	341	341	154

County - 4

KEWEENAW COUNTY, MICHIGAN
STATEMENT OF VOTES
AUGUST 2, 2016 PRIMARY ELECTION

CLERK/REGISTER OF DEEDS				
	REPUBLICAN		DEMOCRATIC	
TOWNSHIPS		TOTALS	Julie Carlson	TOTALS
ALLOUEZ			130	130
EAGLE HARBOR			46	46
GRANT			33	33
HOUGHTON			9	9
SHERMAN			16	16
TOTALS			234	234

County-5

KEWEENAW COUNTY, MICHIGAN
STATEMENT OF VOTES
AUGUST 2, 2016 PRIMARY ELECTION

	TREASURER			
	REPUBLICAN	DEMOCRATIC		
	Eric Hermanson	TOTALS	Kimberley S. Kaura	TOTALS
TOWNSHIPS				
ALLOUEZ	174	174	121	121
EAGLE HARBOR	52	52	45	45
GRANT	30	30	27	27
HOUGHTON	19	19	7	7
SHERMAN	11	11	16	16
TOTALS	286	286	216	216

County - 6

KEWEENAW COUNTY, MICHIGAN
STATEMENT OF VOTES
AUGUST 2, 2016 PRIMARY ELECTION

	MINE INSPECTOR			
	REPUBLICAN PARTY	DEMOCRATIC PARTY		
TOWNSHIPS		TOTALS		TOTALS
ALLOUEZ				
EAGLE HARBOR				
GRANT				
HOUGHTON				
SHERMAN				
TOTALS				

County - 7

KEWEENAW COUNTY, MICHIGAN
 STATEMENT OF VOTES
 AUGUST 2, 2016 PRIMARY ELECTION

COUNTY ROAD COMMISSIONER-6 YEAR TERM			
	REPUBLICAN	DEMOCRAT	
		TOTALS	TOTALS
TOWNSHIPS		Joe Waananen	
ALLOUEZ		121	121
EAGLE HARBOR		43	43
GRANT		26	26
HOUGHTON		5	5
SHERMAN		14	14
TOTALS		209	209

KEWEENAW COUNTY, MICHIGAN
STATEMENT OF VOTES
AUGUST 2, 2016 PRIMARY ELECTION

COUNTY COMMISSIONER DISTRICT 1			
	REPUBLICAN	DEMOCRATIC	
		TOTALS	Donald Piche
TOWNSHIPS		TOTALS	
EAGLE HARBOR		44	144
GRANT		29	27
TOTALS		71	71

County - 9

KEWEENAW COUNTY, MICHIGAN
STATEMENT OF VOTES
AUGUST 2, 2016 PRIMARY ELECTION

COUNTY COMMISSIONER DISTRICT 2			
	REPUBLICAN	DEMOCRATIC	
		TOTALS	
TOWNSHIPS		Raymond E. Chase	TOTALS
ALLOUEZ		18	18
HOUGHTON		10	10
SHERMAN		15	15
TOTALS		43	43

County-10

KEWEENAW COUNTY, MICHIGAN
 STATEMENT OF VOTES
 AUGUST 2, 2016 PRIMARY ELECTION

COUNTY COMMISSIONER DISTRICT 3			
	REPUBLICAN	DEMOCRAT	
TOWNSHIPS	Del Rajala	TOTALS	TOTALS
ALLOUEZ	47	47	
TOTALS	47	47	

County - 11

KEWEENAW COUNTY, MICHIGAN
STATEMENT OF VOTES
AUGUST 2, 2016 PRIMARY ELECTION

COUNTY COMMISSIONER DISTRICT 4			
	REPUBLICAN	DEMOCRATIC	
TOWNSHIPS		TOTALS	
ALLOUEZ		31	31
TOTALS		31	31

County - 12

KEWEENAW COUNTY, MICHIGAN
STATEMENT OF VOTES
AUGUST 2, 2016 PRIMARY ELECTION

COUNTY COMMISSIONER DISTRICT 5					
	REPUBLICAN		DEMOCRAT		
TOWNSHIPS		TOTALS	Randy L. Eckloff	Sandra S. Gayk	TOTALS
ALLOUEZ			30	32	62
TOTALS			30	32	62

County - 13

KEWEENAW COUNTY, MICHIGAN
STATEMENT OF VOTES
AUGUST 2, 2016 PRIMARY ELECTION

TOWNSHIPS	COUNTY PROPOSAL		
	YES	NO	TOTALS
ALLOUEZ	213	83	296
EAGLE HARBOR	83	39	122
GRANT	69	16	85
HOUGHTON	23	10	33
SHERMAN	26	10	36
TOTALS	414	158	572

County-104

KEWEENAW COUNTY, MICHIGAN
STATEMENT OF VOTES BY PARTY
AUGUST 2, 2016 PRIMARY ELECTION

REPUBLICAN PARTY					
The whole number of votes given for the office of REP IN CONGRESS 1ST DIST					
was	<i>Three hundred forty two</i>		<i>3</i>	<i>4</i>	<i>2</i>
and they were given for the following named persons:					
Jason Allen received	<i>twenty two</i>	votes		<i>2</i>	<i>2</i>
Jack Bergman received	<i>One hundred twenty six</i>	votes		<i>1</i>	<i>2</i> <i>6</i>
Tom Casperson received	<i>One hundred ninety four</i>	votes		<i>1</i>	<i>9</i> <i>4</i>
TOTAL				<i>3</i>	<i>4</i> <i>2</i>
DEMOCRAT PARTY					
The whole number of votes given for the office of REP IN CONGRESS 1ST DIST					
was	<i>Two hundred thirty</i>		<i>2</i>	<i>3</i>	<i>0</i>
and they were given for the following named persons:					
Jerry Cannon received	<i>seventy nine</i>	votes		<i>7</i>	<i>9</i>
Lon Johnson received	<i>One hundred fifty one</i>	votes		<i>1</i>	<i>5</i> <i>1</i>
TOTAL				<i>2</i>	<i>3</i> <i>0</i>
REPUBLICAN PARTY					
The whole number of votes given for the office of STATE REP 110TH DISTRICT					
was	<i>Two hundred thirty five</i>		<i>2</i>	<i>3</i>	<i>5</i>
and they were given for the following named persons:					
Gregory Markkanen received	<i>Two hundred thirty five</i>	votes		<i>2</i>	<i>3</i> <i>5</i>
TOTAL				<i>2</i>	<i>3</i> <i>5</i>
DEMOCRAT PARTY					
The whole number of votes given for the office of STATE REP 110TH DISTRICT					
was	<i>Two hundred fifty six</i>		<i>2</i>	<i>5</i>	<i>6</i>
and they were given for the following named persons:					
Scott Dianda received	<i>two hundred fifty six</i>	votes		<i>2</i>	<i>5</i> <i>6</i>
TOTAL				<i>2</i>	<i>5</i> <i>6</i>

KEWEENAW COUNTY, MICHIGAN
STATEMENT OF VOTES BY PARTY
AUGUST 2, 2016 PRIMARY ELECTION

DEMOCRAT PARTY					
The whole number of votes given for the office of COUNTY PROSECUTING ATTORNEY					
was	<i>Two hundred twenty</i>		2	2	0
and they were given for the following named persons:					
Charles Miller received	<i>Two hundred twenty</i>	votes	2	2	0
TOTAL			2	2	0
REPUBLICAN PARTY					
The whole number of votes given for the office of COUNTY SHERIFF					
was	<i>Three hundred forty one</i>		3	4	1
and they were given for the following named persons:					
William A. Luokkanen received	<i>three hundred forty one</i>	votes	3	4	1
TOTAL			3	4	1
DEMOCRAT PARTY					
The whole number of votes given for the office of COUNTY SHERIFF					
was	<i>One hundred fifty four</i>		1	5	4
and they were given for the following named persons:					
Dale L. Yeo received	<i>One hundred fifty four</i>	votes	1	5	4
TOTAL			1	5	4
DEMOCRAT PARTY					
The whole number of votes given for the office of COUNTY CLERK/REG OF DEEDS					
was	<i>Two hundred thirty four</i>		2	3	4
and they were given for the following named persons:					
Julie Carlson received	<i>Two hundred thirty four</i>	votes	2	3	4
TOTAL			2	3	4
REPUBLICAN PARTY					
The whole number of votes given for the office of COUNTY TREASURER					
was	<i>Two hundred eighty six</i>		2	8	6
and they were given for the following named persons:					
Eric Hermanson received	<i>two hundred eighty six</i>	votes	2	8	6
TOTAL			2	8	6

KEWEENAW COUNTY, MICHIGAN
STATEMENT OF VOTES BY PARTY
AUGUST 2, 2016 PRIMARY ELECTION

DEMOCRAT PARTY						
The whole number of votes given for the office of COUNTY TREASURER						
was	<i>Two hundred sixteen</i>		2	1	6	
and they were given for the following named persons:						
Kimberley S. Kaura received	<i>Two hundred sixteen</i>	votes		2	1	6
TOTAL				2	1	6
REPUBLICAN PARTY						
The whole number of votes given for the office of COUNTY MINE INSPECTOR						
was	- - - - -					
and they were given for the following named persons:						
TOTAL						
DEMOCRAT PARTY						
The whole number of votes given for the office of COUNTY MINE INSPECTOR						
was	- - - - -					
and they were given for the following named persons:						
TOTAL						
DEMOCRAT PARTY						
The whole number of votes given for the office of COUNTY ROAD COMMISSIONER						
was	<i>Two hundred nine</i>			2	0	9
and they were given for the following named persons:						
Joe Waananen received	<i>Two hundred nine</i>	votes		2	0	9
TOTAL				2	0	9
DEMOCRAT PARTY						
The whole number of votes given for the office of COUNTY COMMISSIONER DIST 1						
was	<i>Seventy one</i>				7	1
and they were given for the following named persons:						
Donald Piche received	<i>Seventy one</i>	votes			7	1
TOTAL					7	1

KEWEENAW COUNTY, MICHIGAN
STATEMENT OF VOTES BY PARTY
AUGUST 2, 2016 PRIMARY ELECTION

DEMOCRAT PARTY					
The whole number of votes given for the office of COUNTY COMMISSIONER DIST 2					
was	<i>Forty three</i>			4	3
and they were given for the following named persons:					
Raymond E. Chase received	<i>Forty three</i>	votes		4	3
TOTAL				4	3
REPUBLICAN PARTY					
The whole number of votes given for the office of COUNTY COMMISSIONER DIST 3					
was	<i>Forty seven</i>			4	7
and they were given for the following named persons:					
Del Rajala received	<i>Forty seven</i>	votes		4	7
TOTAL				4	7
DEMOCRAT PARTY					
The whole number of votes given for the office of COUNTY COMMISSIONER DIST 4					
was	<i>Thirty one</i>			3	1
and they were given for the following named persons:					
Bob DeMarois received	<i>Thirty one</i>	votes		3	1
TOTAL				3	1
DEMOCRAT PARTY					
The whole number of votes given for the office of COUNTY COMMISSIONER DIST 5					
was	<i>Sixty two</i>			6	2
and they were given for the following named persons:					
Randy L Eckloff received	<i>Thirty</i>	votes		3	0
Sandra S. Gayk received	<i>Thirty two</i>	votes		3	2
TOTAL				6	2

KEWEENAW COUNTY, MICHIGAN
STATEMENT OF VOTES
AUGUST 2, 2016 PRIMARY ELECTION

COUNTY PROPOSAL-COURTHOUSE/JAIL BUILDING AND GROUNDS					
The whole number of votes cast on County Proposal -Crthse/Jail Bldg Rprs					
was	<i>Five hundred seventy two</i>		<i>5</i>	<i>7</i>	<i>2</i>
and they were cast as follows:					
YES received	<i>Four hundred fourteen</i>	votes	<i>4</i>	<i>1</i>	<i>4</i>
NO received	<i>One hundred fifty eight</i>	votes	<i>1</i>	<i>5</i>	<i>8</i>

CERTIFICATION OF DETERMINATION

STATE OF MICHIGAN)
COUNTY OF KEWEENAW) SS

The Board of Canvassers of Keweenaw County having Ascertained and Canvassed the Votes of the several townships of this County, of the Primary Election, held on Tuesday, the 2nd of August, 2016 and

DO HEREBY CERTIFY AND DETERMINE

That Charles Miller having received the largest number of votes is nominated by
the Democrat Party for the office of County Prosecuting Attorney
That William A. Lushanew having received the largest number of votes is nominated by
the Republican Party for the office of County Sheriff
That Dale L. Yeo having received the largest number of votes is nominated by
the Democrat Party for the office of County Sheriff
That Julie Carlson having received the largest number of votes is nominated by
the Democrat Party for the office of County Clerk/ Reg of Deeds
That Eric Hermanson having received the largest number of votes is nominated by
the Republican Party for the office of County Treasurer
That Kimberly J. Kaura having received the largest number of votes is nominated by
the Democrat Party for the office of County Treasurer
That Joe Waananen having received the largest number of votes is nominated by
the Democrat Party for the office of County Road Commission
That Donald Piche having received the largest number of votes is nominated by
the Democrat Party for the office of County Com. Dist 1
That Raymond E Chase having received the largest number of votes is nominated by
the Democrat Party for the office of County Com. Dist 2
That Del Rajala having received the largest number of votes is nominated by
the Republican Party for the office of County Com. Dist 3

CERTIFICATION OF DETERMINATION

STATE OF MICHIGAN)
COUNTY OF KEWEENAW) SS

The Board of Canvassers of Keweenaw County having Ascertained and Canvassed the Votes of the several townships of this County, of the Primary Election, held on Tuesday, the 2nd of August, 2016 and

DO HEREBY CERTIFY AND DETERMINE

That Bob DeMarios having received the largest number of votes is nominated by
the Democrat Party for the office of County Com. Dist 4.
That Dandra S. Gayh having received the largest number of votes is nominated by
the Democrat Party for the office of County Com. Dist 5.
That _____ having received the largest number of votes is nominated by
the _____ Party for the office of _____.
That _____ having received the largest number of votes is nominated by
the _____ Party for the office of _____.
That _____ having received the largest number of votes is nominated by
the _____ Party for the office of _____.
That _____ having received the largest number of votes is nominated by
the _____ Party for the office of _____.
That _____ having received the largest number of votes is nominated by
the _____ Party for the office of _____.
That _____ having received the largest number of votes is nominated by
the _____ Party for the office of _____.
That _____ having received the largest number of votes is nominated by
the _____ Party for the office of _____.
That _____ having received the largest number of votes is nominated by
the _____ Party for the office of _____.

County - 21

CERTIFICATION OF DETERMINATION

On the Proposition County Proposal / Bldg & grounds that yes
yes or no

received the largest number of votes and it is declared that said proposition did
did or did not

carry in said County.

In Witness Whereof, We have hereunto set our hands
and affixed the Seal of the Circuit Court for the County
of Keweenaw on 8-3-, 2016.

Lorraine Kytha
Carol L Patrick
Joan Heikkinen
BOARD OF
COUNTY
CANVASSERS

ATTEST:

Ann Carlson
Clerk of Board of County Canvassers

Lorraine Kytha
Chairman of Board of Canvassers

PROPOSAL SECTION
COUNTY
COURTHOUSE/JAIL BUILDING AND GROUNDS MILLAGE
Shall the expired previous voted increase in the fifteen mill tax limitation on general ad valorem taxes within the County of Keweenaw, Michigan be renewed at .5 mill (\$.50 per \$1,000 of taxable value) for the years 2016 through 2019 inclusive for the Courthouse/Jail buildings and grounds improvements which will raise an estimated \$68,932 in the first year?
YES <input type="radio"/>
NO <input type="radio"/>

CERTIFICATE OF DETERMINATION

STATE OF MICHIGAN,)
COUNTY OF KEWEENAW) ss

We Do Hereby Certify, that the foregoing is a correct statement of the votes given in the County of Keweenaw for the offices named in such statement and for the persons designated therein, and other matters submitted, at the August Primary Election, held August 2, 2016.

In Witness Whereof, We have hereunto set our hands and affixed the Seal of the Circuit Court for the County of Keweenaw on 8-3-, 2016.

(SEAL)

Louanne Kyta
Carol Patrick
Joan Heideler

BOARD OF
COUNTY
CANVASSERS

ATTEST:

Mu Carlson
Clerk of Board of County Canvassers

STATE OF MICHIGAN,)
COUNTY OF KEWEENAW) ss

We Hereby Certify, that the foregoing is a correct transcript of the statement of the Board of County Canvassers of the County of Keweenaw of the votes given in such County for the offices named in said statement and for the persons designated therein, and other matters submitted, at the August Primary Election held on August 2, 2016, so far as it relates to the votes cast for said office, as appears from the original statement on file in the office of County Clerk.

In Witness Whereof, We have hereunto set our hands and affixed the Seal of the Circuit Court for the County of Keweenaw on 8-3-, 2016.

(SEAL)

Mu Carlson
County Clerk

Louanne Kyta
Chairman of the County Board of Canvassers

County - 23

MICHIGAN DEPARTMENT OF STATE
Bureau Of Elections
P.O. Box 20126
Lansing, Michigan 48901
Phone: (517) 373-2540

OFFICIAL COUNTY VOTE TOTALS
(Summary of County Canvasser's Statement)
Primary Election
Tuesday, August 2, 2016

2016 AUG 16 PM 5:04
MICHIGAN DEPARTMENT OF STATE

County: **LAPEER**

Return To: MICHIGAN DEPARTMENT OF STATE

County Code: (44)

Bureau Of Elections
P.O. Box 20126
Lansing, Michigan 48901
Phone: (517) 373-2540

IMPORTANT

FIVE STEPS FOR COMPLETION OF FORM

- 1.) Check for candidate name omissions on this form by comparing it against the candidate names printed on the county's ballots. If an omission is found, contact the Department of State's Bureau of Elections in Lansing.
- 2.) Enter all totals in words and numerals. Example: Three Hundred twenty-one (321). Do not fail to enter the county's Poll Book total below. When entering total number of votes cast for all candidates for a particular office, DO NOT include write-in votes cast for individuals who did not submit a Declaration of Intent form.
- 3.) Double check all entries for errors. There can be no discrepancies in the totals recorded on this form, the totals entered on the Official County Canvasser's Statement and the precinct results certified for your county. Complete accuracy is of extreme importance as the totals entered on this form represent the official record of the election.
- 4.) After completing the form, affix all required signatures and county seal on the last page.
- 5.) Mail the original copy of this form to the Department of State's Bureau of Elections as soon as it is completed.

POLL BOOK TOTAL

The TOTAL NUMBER OF PEOPLE voting at this election as shown by the POLL BOOK

was **SIXTEEN THOUSAND FOUR HUNDRED FORTY TWO**

(16442).

MICHIGAN DEPARTMENT OF STATE
Bureau Of Elections

P.O. Box 20126

Lansing, Michigan 48901

Phone: (517) 373-2540

OFFICIAL COUNTY VOTE TOTALS

(Summary of County Canvasser's Statement)

Primary Election

Tuesday, August 2, 2016

County: LAPEER (44) (Office Code: 060100000):

10th District Representative in Congress 2 Year Term (1) Position

	Number of Votes
REP Forlmi, Tony received FIVE HUNDRED FIFTY FOUR	votes. 554
REP Mitchell, Paul received SIX THOUSAND SIX HUNDRED TWENTY FOUR	votes. 6624
REP Pavlov, Phillip received THREE THOUSAND TWENTY FIVE	votes. 3025
REP Sanborn, Alan received ONE THOUSAND SEVENTY TWO	votes. 1072
REP VanAssche, David J. received EIGHT HUNDRED TWENTY SEVEN	votes. 827
DEM Accavitti, Jr., Frank received ONE THOUSAND EIGHT HUNDRED EIGHTY SIX	votes. 1886

The total number of votes cast for (Office Code: 060100000):

10th District Representative in Congress 2 Year Term (1) Position

was THIRTEEN THOUSAND NINE HUNDRED EIGHTY EIGHT

votes.

13988

(Enter the sum of the votes cast for ONLY the candidates listed above. DO NOT include write-in votes cast for individuals who did not submit a Declaration of Intent form.)

MICHIGAN DEPARTMENT OF STATE
Bureau Of Elections

P.O. Box 20126

Lansing, Michigan 48901

Phone: (517) 373-2540

OFFICIAL COUNTY VOTE TOTALS

(Summary of County Canvasser's Statement)

Primary Election

Tuesday, August 2, 2016

County: **LAPPEER (44) (Office Code: 08082000):**

82nd District Representative in State Legislature 2 Year Term (1) Position Files In LAPPEER County

	Number of Votes
REP Howell, Gary received ELEVEN THOUSAND TWO HUNDRED FIFTEEN	votes. 11215
DEM Guerrero DeLuca, Margaret received ONE THOUSAND NINE HUNDRED TWENTY EIGHT	votes. 1928

The total number of votes cast for (Office Code: 08082000):

82nd District Representative in State Legislature 2 Year Term (1) Position Files In LAPPEER County

was **THIRTEEN THOUSAND ONE HUNDRED FORTY THREE**

votes.

13143

(Enter the sum of the votes cast for ONLY the candidates listed above. DO NOT include write-in votes cast for individuals who did not submit a Declaration of Intent form.)

MICHIGAN DEPARTMENT OF STATE
Bureau Of Elections
P.O. Box 20126
Lansing, Michigan 48901
Phone: (517) 373-2540

OFFICIAL COUNTY VOTE TOTALS
(Summary of County Canvasser's Statement)
Primary Election
Tuesday, August 2, 2016

State of Michigan County of LAPEER ss.

We Hereby Certify, That the foregoing is a correct transcript of the Statement of the Board of County Canvassers, of the County of LAPEER, of the votes given in such County for the indicated candidates at the Primary Election held on Tuesday, August 2, 2016, as appears from the original statement on file in the office of the County Clerk.

In Witness Whereof, we have hereunto set our hands and caused to be affixed the Seal of the Circuit Court
for the County of LAPEER this 09 day of August, 2016.

<u>Don D. Oken</u>	<u>James M. Connolly</u>	
<u>John L. Oertels</u>	<u>DE R. DE</u>	
		Board of County Canvassers'
		Signatures

(Seal)

Attest:
[Signature]
Clerk of the Board of County Canvassers

OFFICIAL RESULTS PRIMARY ELECTION AUGUST 2, 2016

PRECINCT	Registered Voters	Ballots Cast	Congressman						State Representative in	
			10th District						Legislature-82nd District	
			Republican Fortini	Republican Mitchell	Republican Pavlov	Republican Sanborn	Republican VanAssche	Democratic Accavitti, Jr.	Republican Howell	Democratic Guerrero Deluca
City of Imley City #1	994	170	6	56	24	26	13	34	113	32
City of Imley City #2	1,207	186	7	73	34	12	9	30	126	31
City of Lapeer #1	1,644	406	8	171	69	30	17	43	287	45
City of Lapeer #2	1,276	278	14	105	50	20	12	23	185	23
City of Lapeer #3	1,277	249	14	107	52	13	10	17	192	17
City of Lapeer #4	1,725	195	11	70	31	14	11	24	123	24
Almont Township #1	2,068	436	19	144	86	36	16	65	285	68
Almont Township #2	2,708	616	32	214	117	58	19	93	396	98
Arcadia Township #1	2,421	680	15	299	142	53	40	63	507	63
Attica Township #1	1,686	465	14	194	82	34	23	60	322	62
Attica Township #2	1,901	470	25	197	80	28	22	56	330	61
Burlington Township #1	1,045	190	7	91	29	9	9	19	139	19
Burnside Township #1	1,342	264	9	110	67	21	16	18	196	18
Deerfield Township #1	2,073	490	14	197	95	28	14	55	317	55
Deerfield Township #2	2,202	461	12	156	68	42	30	68	289	71
Dryden Township #1	1,899	582	12	255	89	45	40	40	411	41
Dryden Township #2	1,829	625	18	317	106	32	37	57	459	57
Elba Township #1	1,170	280	12	93	46	20	8	49	171	51
Elba Township #2	1,380	417	11	166	72	28	15	49	271	51
Elba Township #3	1,630	464	15	175	84	27	32	49	305	49
Goodland Township #1	1,361	360	9	121	86	36	30	38	263	42
Hadley Township #1	2,157	553	13	279	80	30	21	50	382	50
Hadley Township #2	1,449	315	9	134	63	18	13	50	215	47
Imley Township #1	2,241	505	10	202	133	44	33	38	378	44
Lapeer Township #1	1,495	518	25	193	108	22	38	39	354	39
Lapeer Township #2	2,433	662	32	288	111	42	35	60	477	63
Marathon Township #1	1,871	421	16	138	60	18	12	111	236	109
Marathon Township #2	1,610	380	7	86	53	18	7	121	162	122
Mayfield Township #1	2,009	674	21	272	124	49	35	50	449	55
Mayfield Township #2	1,697	538	20	217	104	31	37	43	381	44
Mayfield Township #3	2,398	681	27	302	118	43	31	39	487	38
Metamora Township #1	1,895	550	12	267	91	28	33	39	404	38
Metamora Township #2	1,492	382	13	162	79	10	19	45	258	44
North Branch Township #1	2,714	456	15	208	90	26	16	49	335	50
Oregon Township #1	2,239	653	20	262	127	33	30	79	449	79
Oregon Township #2	2,331	613	22	207	104	29	34	98	366	102
Rich Township #1	1,133	256	8	96	71	19	10	25	195	26
City of Brown City #1	4	0	0	0	0	0	0	0	0	0
Totals	65,996	16,442	554	6,624	3,025	1,072	827	1,886	11,215	1,928

**OFFICIAL RESULTS
PRIMARY ELECTION
AUGUST 2, 2016**

PRECINCT	Prosecuting Attorney			Sheriff			County Clerk		County Treasurer		Register of Deeds
	Republican	Sharkey	Republican	Democratic	Republican	Republican	Republican	Republican	Republican	Republican	
City of Inlay City #1	5	83	38	30	24	56	47	111	110	104	Republican
City of Inlay City #2	3	79	58	30	28	81	40	123	122	125	
City of Lapeer #1	14	202	123	37	25	116	203	289	287	277	
City of Lapeer #2	5	150	88	18	19	75	149	183	183	173	
City of Lapeer #3	1	141	72	13	24	66	127	187	182	180	
City of Lapeer #4	6	90	56	23	36	49	73	119	116	113	
Almont Township #1	26	189	93	66	35	177	106	260	256	252	
Almont Township #2	20	263	150	91	60	229	168	372	366	357	
Arcadia Township #1	27	301	255	60	58	245	286	491	474	462	
Attica Township #1	26	230	112	58	53	168	135	301	304	303	
Attica Township #2	10	242	130	55	52	173	160	318	311	306	
Burlington Township #1	14	83	53	18	27	69	63	120	122	117	
Burnside Township #1	21	123	75	17	30	108	88	187	184	184	
Deerfield Township #1	14	237	146	53	54	144	211	295	291	283	
Deerfield Township #2	16	210	122	65	45	146	161	276	278	267	
Dryden Township #1	35	279	157	37	79	218	198	375	376	359	
Dryden Township #2	30	293	185	54	121	212	196	420	415	412	
Elba Township #1	5	119	84	43	32	91	90	165	158	160	
Elba Township #2	23	176	132	45	33	121	193	266	266	257	
Elba Township #3	14	244	117	46	55	153	175	286	281	276	
Goodland Township #1	12	191	96	34	45	145	111	262	257	261	
Hadley Township #1	29	253	177	48	78	156	247	360	355	351	
Hadley Township #2	21	122	95	45	50	83	118	207	205	199	
Inlay Township #1	20	270	140	36	59	181	203	367	368	368	
Lapeer Township #1	21	269	166	39	69	178	200	340	327	330	
Lapeer Township #2	15	358	189	58	62	216	295	466	466	451	
Marathon Township #1	5	165	92	106	36	115	120	219	221	216	
Marathon Township #2	15	100	68	111	30	100	63	155	152	148	
Mayfield Township #1	19	348	204	45	78	192	317	434	435	411	
Mayfield Township #2	10	293	169	39	56	148	275	371	359	343	
Mayfield Township #3	25	364	203	38	55	194	355	476	476	452	
Metamora Township #1	15	246	221	35	217	125	148	392	390	382	
Metamora Township #2	9	165	137	42	127	86	111	245	238	237	
North Branch Township #1	16	248	108	44	64	127	187	318	295	295	
Oregon Township #1	16	356	164	69	34	218	293	441	422	421	
Oregon Township #2	11	275	155	95	49	177	237	353	346	341	
Rich Township #1	9	118	85	26	19	83	112	185	182	171	
City of Brown City #1	0	0	0	0	0	0	0	0	0	0	
Totals	583	7875	4705	1769	2008	5241	6261	10735	10576	10344	

**OFFICIAL RESULTS
PRIMARY ELECTION
AUGUST 2, 2016**

PRECINCT	County Road Commissioner			County Road Commissioner <small>(Partial Term-expiring 12/31/2018)</small>		Drain Commissioner				County Surveyor
	Republican Hemmingsen	Republican Nichols	Democratic Coon	Republican Novak	Republican Williams	Republican King	Republican Suma	Republican VandenBerg	Republican Duthler Jr.	
City of Inlay City #1	53	58	30	97	25	16	33	65	108	
City of Inlay City #2	58	60	26	92	31	7	69	57	119	
City of Lapeer #1	155	116	37	223	50	55	137	80	252	
City of Lapeer #2	80	101	16	139	35	45	89	45	165	
City of Lapeer #3	92	86	14	141	41	39	86	50	169	
City of Lapeer #4	50	70	22	88	35	34	47	43	107	
Almont Township #1	130	116	56	238	57	35	121	85	230	
Almont Township #2	172	180	82	315	91	52	184	137	358	
Arcadia Township #1	192	305	50	414	91	218	201	107	426	
Attica Township #1	119	189	48	257	59	88	161	71	255	
Attica Township #2	121	205	50	269	64	99	170	76	255	
Burlington Township #1	44	93	15	89	38	25	61	58	110	
Burnside Township #1	85	114	17	161	37	45	73	85	175	
Deerfield Township #1	146	154	52	228	76	101	170	48	238	
Deerfield Township #2	142	135	70	212	74	81	134	71	236	
Dryden Township #1	189	168	33	359	88	72	181	127	356	
Dryden Township #2	266	167	49	394	102	73	237	130	383	
Elba Township #1	75	87	40	123	40	47	74	50	148	
Elba Township #2	139	137	35	217	52	79	135	65	240	
Elba Township #3	131	147	41	206	81	55	145	85	241	
Goodland Township #1	105	160	28	229	43	31	80	165	243	
Hadley Township #1	156	200	41	258	96	43	183	101	288	
Hadley Township #2	97	94	40	146	45	34	94	68	180	
Inlay Township #1	160	208	29	306	78	50	162	177	355	
Lapeer Township #1	182	167	32	266	75	77	208	74	302	
Lapeer Township #2	205	265	51	356	116	136	237	91	411	
Marathon Township #1	124	100	92	175	51	38	119	67	189	
Marathon Township #2	63	83	110	101	46	33	75	36	119	
Mayfield Township #1	234	246	41	352	104	154	258	71	387	
Mayfield Township #2	174	215	36	275	87	125	181	87	320	
Mayfield Township #3	207	293	34	369	117	169	227	110	419	
Metamora Township #1	170	198	36	315	65	67	205	94	347	
Metamora Township #2	131	102	36	199	45	37	106	86	204	
North Branch Township #1	125	196	43	245	66	92	132	85	252	
Oregon Township #1	182	247	63	320	103	114	215	103	368	
Oregon Township #2	151	184	82	259	82	64	189	87	309	
Rich Township #1	100	83	24	132	49	37	96	49	158	
City of Brown City #1	0	0	0	0	0	0	0	0	0	
Totals	4995	5729	1601	8565	2435	2567	5275	3086	9512	

**OFFICIAL RESULTS
PRIMARY ELECTION
AUGUST 2, 2016**

[illegible]

[illegible]

Statement of Votes Cast
Leelanau County, MI
2016 General Primary

Date:08/04/16
Time:10:05:08
Page:1 of 171

SOVC For Jurisdiction Wide, All Counters, All Races

RECEIVED
MICHIGAN DEPT OF STATE
2016 AUG 11 AM 11:01
ELECTIONS/GREAT SEAL

	TURN OUT		
	Reg. Voters	Cards Cast	% Turnout
Jurisdiction Wide			
Bingham Township, Precinct 1			
Polling	2224	392	17.63%
AVCB (if used)	2224	273	12.28%
Total	2224	665	29.90%
Centerville Township, Precinct 1			
Polling	1040	271	26.06%
AVCB (if used)	1040	0	0.00%
Total	1040	271	26.06%
Cleveland Township, Precinct 1			
Polling	986	261	26.47%
AVCB (if used)	986	0	0.00%
Total	986	261	26.47%
Elmwood Township, Precinct 1			
Polling	2563	451	17.60%
AVCB (if used)	2563	358	13.97%
Total	2563	809	31.56%
Elmwood Township, Precinct 2			
Polling	1462	283	19.36%
AVCB (if used)	1462	174	11.90%
Total	1462	457	31.26%
Empire Township, Precinct 1			
Polling	1177	472	40.10%
AVCB (if used)	1177	0	0.00%
Total	1177	472	40.10%
Glen Arbor Township, Precinct 1			
Polling	885	312	35.25%
AVCB (if used)	885	0	0.00%
Total	885	312	35.25%
Kasson Township, Precinct 1			
Polling	1288	352	27.33%
AVCB (if used)	1288	0	0.00%
Total	1288	352	27.33%
Leelanau Township, Precinct 1			
Polling	2055	708	34.45%
AVCB (if used)	2055	0	0.00%
Total	2055	708	34.45%
Leland Township, Precinct 1			
Polling	1863	684	36.71%
AVCB (if used)	1863	0	0.00%
Total	1863	684	36.71%
Solon Township, Precinct 1			
Polling	1386	312	22.51%
AVCB (if used)	1386	0	0.00%
Total	1386	312	22.51%
Suttons Bay Township, Precinct 1			
Polling	2527	501	19.83%
AVCB (if used)	2527	274	10.84%
Total	2527	775	30.67%
City of Traverse City, Precinct 4			
Polling	237	67	28.27%
AVCB (if used)	237	0	0.00%
Total	237	67	28.27%
Total			
Polling	19693	5066	25.72%
AVCB (if used)	19693	1079	5.48%
Total	19693	6145	31.20%

Statement of Votes Cast
Leelanau County, MI
2016 General Primary

Date:08/04/16
Time:10:05:08
Page:2 of 171

SOVC For Jurisdiction Wide, All Counters, All Races

	REP D1 Congress									
	Reg. Voters	Times Counted	Total Votes	Jason Allen (REP)		Jack Bergman (REP)		Tom Casperson (REP)		Write-In Votes
Jurisdiction Wide										
Bingham Township, Precinct 1										
Polling	2224	392	249	108	43.37%	102	40.96%	39	15.66%	0 0.00%
AVCB (if used)	2224	273	178	70	39.33%	65	36.52%	43	24.16%	0 0.00%
Total	2224	665	427	178	41.69%	167	39.11%	82	19.20%	0 0.00%
Centerville Township, Precinct 1										
Polling	1040	271	152	78	51.32%	38	25.00%	36	23.68%	0 0.00%
AVCB (if used)	1040	0	0	0	-	0	-	0	-	0 -
Total	1040	271	152	78	51.32%	38	25.00%	36	23.68%	0 0.00%
Cleveland Township, Precinct 1										
Polling	986	261	135	55	40.74%	49	36.30%	31	22.96%	0 0.00%
AVCB (if used)	986	0	0	0	-	0	-	0	-	0 -
Total	986	261	135	55	40.74%	49	36.30%	31	22.96%	0 0.00%
Elmwood Township, Precinct 1										
Polling	2563	451	328	157	47.87%	120	36.59%	50	15.24%	1 0.30%
AVCB (if used)	2563	358	243	115	47.33%	84	34.57%	44	18.11%	0 0.00%
Total	2563	809	571	272	47.64%	204	35.73%	94	16.46%	1 0.18%
Elmwood Township, Precinct 2										
Polling	1462	283	192	70	36.46%	85	44.27%	35	18.23%	2 1.04%
AVCB (if used)	1462	174	123	60	48.78%	37	30.08%	26	21.14%	0 0.00%
Total	1462	457	315	130	41.27%	122	38.73%	61	19.37%	2 0.63%
Empire Township, Precinct 1										
Polling	1177	472	204	92	45.10%	72	35.29%	40	19.61%	0 0.00%
AVCB (if used)	1177	0	0	0	-	0	-	0	-	0 -
Total	1177	472	204	92	45.10%	72	35.29%	40	19.61%	0 0.00%
Glen Arbor Township, Precinct 1										
Polling	885	312	176	99	56.25%	52	29.55%	25	14.20%	0 0.00%
AVCB (if used)	885	0	0	0	-	0	-	0	-	0 -
Total	885	312	176	99	56.25%	52	29.55%	25	14.20%	0 0.00%
Kasson Township, Precinct 1										
Polling	1288	352	219	104	47.49%	81	36.99%	34	15.53%	0 0.00%
AVCB (if used)	1288	0	0	0	-	0	-	0	-	0 -
Total	1288	352	219	104	47.49%	81	36.99%	34	15.53%	0 0.00%
Leelanau Township, Precinct 1										
Polling	2055	708	362	123	33.98%	148	40.88%	90	24.86%	1 0.28%
AVCB (if used)	2055	0	0	0	-	0	-	0	-	0 -
Total	2055	708	362	123	33.98%	148	40.88%	90	24.86%	1 0.28%
Leland Township, Precinct 1										
Polling	1863	684	412	172	41.75%	179	43.45%	61	14.81%	0 0.00%
AVCB (if used)	1863	0	0	0	-	0	-	0	-	0 -
Total	1863	684	412	172	41.75%	179	43.45%	61	14.81%	0 0.00%
Solon Township, Precinct 1										
Polling	1386	312	198	113	57.07%	52	26.26%	32	16.16%	1 0.51%
AVCB (if used)	1386	0	0	0	-	0	-	0	-	0 -
Total	1386	312	198	113	57.07%	52	26.26%	32	16.16%	1 0.51%
Suttons Bay Township, Precinct 1										
Polling	2527	501	275	96	34.91%	127	46.18%	51	18.55%	1 0.36%
AVCB (if used)	2527	274	158	68	43.04%	61	38.61%	29	18.35%	0 0.00%
Total	2527	775	433	164	37.88%	188	43.42%	80	18.48%	1 0.23%
City of Traverse City, Precinct 4										
Polling	237	67	31	15	48.39%	13	41.94%	3	9.68%	0 0.00%
AVCB (if used)	237	0	0	0	-	0	-	0	-	0 -
Total	237	67	31	15	48.39%	13	41.94%	3	9.68%	0 0.00%
Total										
Polling	19693	5066	2933	1282	43.71%	1118	38.12%	527	17.97%	6 0.20%
AVCB (if used)	19693	1079	702	313	44.59%	247	35.19%	142	20.23%	0 0.00%
Total	19693	6145	3635	1595	43.88%	1365	37.55%	669	18.40%	6 0.17%

Statement of Votes Cast
Leelanau County, MI
2016 General Primary

Date:08/04/16
Time:10:05:08
Page:3 of 171

SOVC For Jurisdiction Wide, All Counters, All Races

	REP D101 State Legislature									
	Reg. Voters	Times Counted	Total Votes	Cary Urka (REP)		Curt VanderWall (REP)		Mark Walter (REP)		Write-In Votes
Jurisdiction Wide										
Bingham Township, Precinct 1										
Polling	2224	392	224	13	5.80%	87	38.84%	124	55.36%	0 0.00%
AVCB (if used)	2224	273	158	9	5.70%	71	44.94%	77	48.73%	1 0.63%
Total	2224	665	382	22	5.76%	158	41.36%	201	52.62%	1 0.26%
Centerville Township, Precinct 1										
Polling	1040	271	136	12	8.82%	54	39.71%	70	51.47%	0 0.00%
AVCB (if used)	1040	0	0	0	-	0	-	0	-	0 -
Total	1040	271	136	12	8.82%	54	39.71%	70	51.47%	0 0.00%
Cleveland Township, Precinct 1										
Polling	986	261	127	9	7.09%	56	44.09%	62	48.82%	0 0.00%
AVCB (if used)	986	0	0	0	-	0	-	0	-	0 -
Total	986	261	127	9	7.09%	56	44.09%	62	48.82%	0 0.00%
Elmwood Township, Precinct 1										
Polling	2563	451	290	35	12.07%	122	42.07%	132	45.52%	1 0.34%
AVCB (if used)	2563	358	213	19	8.92%	88	41.31%	105	49.30%	1 0.47%
Total	2563	809	503	54	10.74%	210	41.75%	237	47.12%	2 0.40%
Elmwood Township, Precinct 2										
Polling	1462	283	169	14	8.28%	65	38.46%	90	53.25%	0 0.00%
AVCB (if used)	1462	174	110	9	8.18%	29	26.36%	72	65.45%	0 0.00%
Total	1462	457	279	23	8.24%	94	33.69%	162	58.06%	0 0.00%
Empire Township, Precinct 1										
Polling	1177	472	157	9	5.73%	81	51.59%	66	42.04%	1 0.64%
AVCB (if used)	1177	0	0	0	-	0	-	0	-	0 -
Total	1177	472	157	9	5.73%	81	51.59%	66	42.04%	1 0.64%
Glen Arbor Township, Precinct 1										
Polling	885	312	151	11	7.28%	76	50.33%	63	41.72%	1 0.66%
AVCB (if used)	885	0	0	0	-	0	-	0	-	0 -
Total	885	312	151	11	7.28%	76	50.33%	63	41.72%	1 0.66%
Kasson Township, Precinct 1										
Polling	1288	352	192	14	7.29%	82	42.71%	96	50.00%	0 0.00%
AVCB (if used)	1288	0	0	0	-	0	-	0	-	0 -
Total	1288	352	192	14	7.29%	82	42.71%	96	50.00%	0 0.00%
Leelanau Township, Precinct 1										
Polling	2055	708	327	18	5.50%	153	46.79%	155	47.40%	1 0.31%
AVCB (if used)	2055	0	0	0	-	0	-	0	-	0 -
Total	2055	708	327	18	5.50%	153	46.79%	155	47.40%	1 0.31%
Leland Township, Precinct 1										
Polling	1863	684	357	20	5.60%	192	53.78%	145	40.62%	0 0.00%
AVCB (if used)	1863	0	0	0	-	0	-	0	-	0 -
Total	1863	684	357	20	5.60%	192	53.78%	145	40.62%	0 0.00%
Solon Township, Precinct 1										
Polling	1386	312	178	10	5.62%	88	49.44%	80	44.94%	0 0.00%
AVCB (if used)	1386	0	0	0	-	0	-	0	-	0 -
Total	1386	312	178	10	5.62%	88	49.44%	80	44.94%	0 0.00%
Suttons Bay Township, Precinct 1										
Polling	2527	501	260	20	7.69%	134	51.54%	104	40.00%	2 0.77%
AVCB (if used)	2527	274	148	6	4.05%	73	49.32%	68	45.95%	1 0.68%
Total	2527	775	408	26	6.37%	207	50.74%	172	42.16%	3 0.74%
City of Traverse City, Precinct 4										
Polling	237	67	25	2	8.00%	15	60.00%	8	32.00%	0 0.00%
AVCB (if used)	237	0	0	0	-	0	-	0	-	0 -
Total	237	67	25	2	8.00%	15	60.00%	8	32.00%	0 0.00%
Total										
Polling	19693	5066	2593	187	7.21%	1205	46.47%	1195	46.09%	6 0.23%
AVCB (if used)	19693	1079	629	43	6.84%	261	41.49%	322	51.19%	3 0.48%
Total	19693	6145	3222	230	7.14%	1466	45.50%	1517	47.08%	9 0.28%

Statement of Votes Cast
Leelanau County, MI
2016 General Primary

Date:08/04/16
Time:10:05:14
Page:79 of 171

SOVC For Jurisdiction Wide, All Counters, All Races

	DEM D1 Congress							
	Reg. Voters	Times Counted	Total Votes	Jerry Cannon (DEM)		Lon Johnson (DEM)		Write-In Votes
Jurisdiction Wide								
Bingham Township, Precinct 1								
Polling	2224	392	116	22	18.97%	94	81.03%	0 0.00%
AVCB (if used)	2224	273	61	18	29.51%	43	70.49%	0 0.00%
Total	2224	665	177	40	22.60%	137	77.40%	0 0.00%
Centerville Township, Precinct 1								
Polling	1040	271	95	19	20.00%	76	80.00%	0 0.00%
AVCB (if used)	1040	0	0	0	-	0	-	0 -
Total	1040	271	95	19	20.00%	76	80.00%	0 0.00%
Cleveland Township, Precinct 1								
Polling	986	261	107	45	42.06%	62	57.94%	0 0.00%
AVCB (if used)	986	0	0	0	-	0	-	0 -
Total	986	261	107	45	42.06%	62	57.94%	0 0.00%
Elmwood Township, Precinct 1								
Polling	2563	451	103	27	26.21%	76	73.79%	0 0.00%
AVCB (if used)	2563	358	81	17	20.99%	64	79.01%	0 0.00%
Total	2563	809	184	44	23.91%	140	76.09%	0 0.00%
Elmwood Township, Precinct 2								
Polling	1462	283	81	18	22.22%	63	77.78%	0 0.00%
AVCB (if used)	1462	174	40	7	17.50%	33	82.50%	0 0.00%
Total	1462	457	121	25	20.66%	96	79.34%	0 0.00%
Empire Township, Precinct 1								
Polling	1177	472	207	46	22.22%	161	77.78%	0 0.00%
AVCB (if used)	1177	0	0	0	-	0	-	0 -
Total	1177	472	207	46	22.22%	161	77.78%	0 0.00%
Glen Arbor Township, Precinct 1								
Polling	885	312	90	21	23.33%	69	76.67%	0 0.00%
AVCB (if used)	885	0	0	0	-	0	-	0 -
Total	885	312	90	21	23.33%	69	76.67%	0 0.00%
Kasson Township, Precinct 1								
Polling	1288	352	106	26	24.53%	80	75.47%	0 0.00%
AVCB (if used)	1288	0	0	0	-	0	-	0 -
Total	1288	352	106	26	24.53%	80	75.47%	0 0.00%
Leelanau Township, Precinct 1								
Polling	2055	708	247	41	16.60%	204	82.59%	2 0.81%
AVCB (if used)	2055	0	0	0	-	0	-	0 -
Total	2055	708	247	41	16.60%	204	82.59%	2 0.81%
Leland Township, Precinct 1								
Polling	1863	684	193	39	20.21%	153	79.27%	1 0.52%
AVCB (if used)	1863	0	0	0	-	0	-	0 -
Total	1863	684	193	39	20.21%	153	79.27%	1 0.52%
Solon Township, Precinct 1								
Polling	1386	312	96	37	38.54%	59	61.46%	0 0.00%
AVCB (if used)	1386	0	0	0	-	0	-	0 -
Total	1386	312	96	37	38.54%	59	61.46%	0 0.00%
Suttons Bay Township, Precinct 1								
Polling	2527	501	186	38	20.43%	148	79.57%	0 0.00%
AVCB (if used)	2527	274	80	19	23.75%	61	76.25%	0 0.00%
Total	2527	775	266	57	21.43%	209	78.57%	0 0.00%
City of Traverse City, Precinct 4								
Polling	237	67	29	7	24.14%	22	75.86%	0 0.00%
AVCB (if used)	237	0	0	0	-	0	-	0 -
Total	237	67	29	7	24.14%	22	75.86%	0 0.00%
Total								
Polling	19693	5066	1656	386	23.31%	1267	76.51%	3 0.18%
AVCB (if used)	19693	1079	262	61	23.28%	201	76.72%	0 0.00%
Total	19693	6145	1918	447	23.31%	1468	76.54%	3 0.16%

Statement of Votes Cast
Leelanau County, MI
2016 General Primary

Date:08/04/16
Time:10:05:14
Page:80 of 171

SOVC For Jurisdiction Wide, All Counters, All Races

	DEM D101 State Legislature					
	Reg. Voters	Times Counted	Total Votes	Dan Scripps (DEM)	Write-In Votes	
Jurisdiction Wide						
Bingham Township, Precinct 1						
Polling	2224	392	114	114 100.00%	0	0.00%
AVCB (if used)	2224	273	58	58 100.00%	0	0.00%
Total	2224	665	172	172 100.00%	0	0.00%
Centerville Township, Precinct 1						
Polling	1040	271	97	97 100.00%	0	0.00%
AVCB (if used)	1040	0	0	0 -	0	-
Total	1040	271	97	97 100.00%	0	0.00%
Cleveland Township, Precinct 1						
Polling	986	261	110	110 100.00%	0	0.00%
AVCB (if used)	986	0	0	0 -	0	-
Total	986	261	110	110 100.00%	0	0.00%
Elmwood Township, Precinct 1						
Polling	2563	451	94	94 100.00%	0	0.00%
AVCB (if used)	2563	358	81	81 100.00%	0	0.00%
Total	2563	809	175	175 100.00%	0	0.00%
Elmwood Township, Precinct 2						
Polling	1462	283	77	77 100.00%	0	0.00%
AVCB (if used)	1462	174	39	39 100.00%	0	0.00%
Total	1462	457	116	116 100.00%	0	0.00%
Empire Township, Precinct 1						
Polling	1177	472	217	217 100.00%	0	0.00%
AVCB (if used)	1177	0	0	0 -	0	-
Total	1177	472	217	217 100.00%	0	0.00%
Glen Arbor Township, Precinct 1						
Polling	885	312	97	97 100.00%	0	0.00%
AVCB (if used)	885	0	0	0 -	0	-
Total	885	312	97	97 100.00%	0	0.00%
Kasson Township, Precinct 1						
Polling	1288	352	108	108 100.00%	0	0.00%
AVCB (if used)	1288	0	0	0 -	0	-
Total	1288	352	108	108 100.00%	0	0.00%
Leelanau Township, Precinct 1						
Polling	2055	708	264	264 100.00%	0	0.00%
AVCB (if used)	2055	0	0	0 -	0	-
Total	2055	708	264	264 100.00%	0	0.00%
Leland Township, Precinct 1						
Polling	1863	684	211	211 100.00%	0	0.00%
AVCB (if used)	1863	0	0	0 -	0	-
Total	1863	684	211	211 100.00%	0	0.00%
Solon Township, Precinct 1						
Polling	1386	312	94	94 100.00%	0	0.00%
AVCB (if used)	1386	0	0	0 -	0	-
Total	1386	312	94	94 100.00%	0	0.00%
Suttons Bay Township, Precinct 1						
Polling	2527	501	191	190 99.48%	1	0.52%
AVCB (if used)	2527	274	81	81 100.00%	0	0.00%
Total	2527	775	272	271 99.63%	1	0.37%
City of Traverse City, Precinct 4						
Polling	237	67	31	31 100.00%	0	0.00%
AVCB (if used)	237	0	0	0 -	0	-
Total	237	67	31	31 100.00%	0	0.00%
Total						
Polling	19693	5066	1705	1704 99.94%	1	0.06%
AVCB (if used)	19693	1079	259	259 100.00%	0	0.00%
Total	19693	6145	1964	1963 99.95%	1	0.05%

Statement of Votes Cast

Lenawee County, MI

2016 General Primary

SOVC For Jurisdiction Wide, All Counters, All Races

Date:08/09/16

Time:11:08:10

Page:4 of 846

	REP D7 Rep in Congress							
	Reg. Voters	Times Counted	Total Votes	Doug North (REP)		Tim Walberg (REP)		Write-In Votes
Jurisdiction Wide								
City of Adrian, Precinct 1								
Polling	2277	315	143	49	34.27%	94	65.73%	0 0.00%
AVCB (if used)	2277	0	0	0	-	0	-	0 -
Total	2277	315	143	49	34.27%	94	65.73%	0 0.00%
City of Adrian, Precinct 2								
Polling	2232	156	93	36	38.71%	57	61.29%	0 0.00%
AVCB (if used)	2232	0	0	0	-	0	-	0 -
Total	2232	156	93	36	38.71%	57	61.29%	0 0.00%
City of Adrian, Precinct 3								
Polling	2173	161	104	36	34.62%	68	65.38%	0 0.00%
AVCB (if used)	2173	0	0	0	-	0	-	0 -
Total	2173	161	104	36	34.62%	68	65.38%	0 0.00%
City of Adrian, Precinct 4								
Polling	2390	554	405	135	33.33%	269	66.42%	1 0.25%
AVCB (if used)	2390	0	0	0	-	0	-	0 -
Total	2390	554	405	135	33.33%	269	66.42%	1 0.25%
City of Adrian, Precinct 5								
Polling	2536	384	274	89	32.48%	182	66.42%	3 1.09%
AVCB (if used)	2536	0	0	0	-	0	-	0 -
Total	2536	384	274	89	32.48%	182	66.42%	3 1.09%
City of Adrian, Precinct 6								
Polling	2482	355	251	68	27.09%	183	72.91%	0 0.00%
AVCB (if used)	2482	0	0	0	-	0	-	0 -
Total	2482	355	251	68	27.09%	183	72.91%	0 0.00%
City of Hudson, Precinct 1								
Polling	1548	209	175	56	32.00%	118	67.43%	1 0.57%
AVCB (if used)	1548	0	0	0	-	0	-	0 -
Total	1548	209	175	56	32.00%	118	67.43%	1 0.57%
City of Morenci, Precinct 1								
Polling	1671	177	140	32	22.86%	108	77.14%	0 0.00%
AVCB (if used)	1671	0	0	0	-	0	-	0 -
Total	1671	177	140	32	22.86%	108	77.14%	0 0.00%
City of Tecumseh, Precinct 1								
Polling	1626	313	172	36	20.93%	136	79.07%	0 0.00%
AVCB (if used)	1626	0	0	0	-	0	-	0 -
Total	1626	313	172	36	20.93%	136	79.07%	0 0.00%
City of Tecumseh, Precinct 2								
Polling	1518	279	165	47	28.48%	118	71.52%	0 0.00%
AVCB (if used)	1518	0	0	0	-	0	-	0 -
Total	1518	279	165	47	28.48%	118	71.52%	0 0.00%
City of Tecumseh, Precinct 3								
Polling	1577	191	101	33	32.67%	68	67.33%	0 0.00%
AVCB (if used)	1577	0	0	0	-	0	-	0 -
Total	1577	191	101	33	32.67%	68	67.33%	0 0.00%
City of Tecumseh, Precinct 4								
Polling	1714	239	142	42	29.58%	100	70.42%	0 0.00%
AVCB (if used)	1714	0	0	0	-	0	-	0 -
Total	1714	239	142	42	29.58%	100	70.42%	0 0.00%
Charter Township of Adrian, Precinct 1								
Polling	2512	657	511	134	26.22%	377	73.78%	0 0.00%
AVCB (if used)	2512	0	0	0	-	0	-	0 -
Total	2512	657	511	134	26.22%	377	73.78%	0 0.00%
Charter Township of Adrian, Precinct 2								
Polling	2426	435	330	93	28.18%	237	71.82%	0 0.00%
AVCB (if used)	2426	0	0	0	-	0	-	0 -
Total	2426	435	330	93	28.18%	237	71.82%	0 0.00%
Blissfield Township, Precinct 1								
Polling	496	113	90	30	33.33%	60	66.67%	0 0.00%
AVCB (if used)	496	0	0	0	-	0	-	0 -
Total	496	113	90	30	33.33%	60	66.67%	0 0.00%

Statement of Votes Cast
Lenawee County, MI
2016 General Primary
SOVC For Jurisdiction Wide, All Counters, All Races

Date:08/09/16
Time:11:08:10
Page:5 of 846

	REP D7 Rep in Congress							
	Reg. Voters	Times Counted	Total Votes	Doug North (REP)		Tim Walberg (REP)		Write-In Votes
Blissfield Township, Precinct 2								
Polling	2413	427	318	79	24.84%	239	75.16%	0 0.00%
AVCB (if used)	2413	0	0	0	-	0	-	0 -
Total	2413	427	318	79	24.84%	239	75.16%	0 0.00%
Cambridge Township, Precinct 1								
Polling	1709	227	183	52	28.42%	131	71.58%	0 0.00%
AVCB (if used)	1709	113	68	19	27.94%	49	72.06%	0 0.00%
Total	1709	340	251	71	28.29%	180	71.71%	0 0.00%
Cambridge Township, Precinct 2								
Polling	1552	163	108	22	20.37%	86	79.63%	0 0.00%
AVCB (if used)	1552	89	50	11	22.00%	39	78.00%	0 0.00%
Total	1552	252	158	33	20.89%	125	79.11%	0 0.00%
Cambridge Township, Precinct 3								
Polling	1223	132	108	17	15.74%	91	84.26%	0 0.00%
AVCB (if used)	1223	62	33	9	27.27%	24	72.73%	0 0.00%
Total	1223	194	141	26	18.44%	115	81.56%	0 0.00%
Clinton Township, Precinct 1								
Polling	990	97	80	22	27.50%	58	72.50%	0 0.00%
AVCB (if used)	990	36	24	5	20.83%	19	79.17%	0 0.00%
Total	990	133	104	27	25.96%	77	74.04%	0 0.00%
Clinton Township, Precinct 2								
Polling	1792	136	85	18	21.18%	67	78.82%	0 0.00%
AVCB (if used)	1792	50	29	9	31.03%	20	68.97%	0 0.00%
Total	1792	186	114	27	23.68%	87	76.32%	0 0.00%
Deerfield Township, Precinct 1								
Polling	1097	134	98	25	25.51%	73	74.49%	0 0.00%
AVCB (if used)	1097	0	0	0	-	0	-	0 -
Total	1097	134	98	25	25.51%	73	74.49%	0 0.00%
Dover Township, Precinct 1								
Polling	1237	201	164	39	23.78%	124	75.61%	1 0.61%
AVCB (if used)	1237	0	0	0	-	0	-	0 -
Total	1237	201	164	39	23.78%	124	75.61%	1 0.61%
Fairfield Township, Precinct 1								
Polling	1280	198	167	30	17.96%	137	82.04%	0 0.00%
AVCB (if used)	1280	0	0	0	-	0	-	0 -
Total	1280	198	167	30	17.96%	137	82.04%	0 0.00%
Franklin Township, Precinct 1								
Polling	2371	350	279	62	22.22%	217	77.78%	0 0.00%
AVCB (if used)	2371	0	0	0	-	0	-	0 -
Total	2371	350	279	62	22.22%	217	77.78%	0 0.00%
Hudson Township, Precinct 1								
Polling	1223	191	156	39	25.00%	117	75.00%	0 0.00%
AVCB (if used)	1223	0	0	0	-	0	-	0 -
Total	1223	191	156	39	25.00%	117	75.00%	0 0.00%
Macqn Township, Precinct 1								
Polling	1061	192	152	29	19.08%	123	80.92%	0 0.00%
AVCB (if used)	1061	0	0	0	-	0	-	0 -
Total	1061	192	152	29	19.08%	123	80.92%	0 0.00%
Charter Township of Madison, Precinct 1								
Polling	1964	233	164	56	34.15%	108	65.85%	0 0.00%
AVCB (if used)	1964	0	0	0	-	0	-	0 -
Total	1964	233	164	56	34.15%	108	65.85%	0 0.00%
Charter Township of Madison, Precinct 2								
Polling	1470	367	280	70	25.00%	208	74.29%	2 0.71%
AVCB (if used)	1470	0	0	0	-	0	-	0 -
Total	1470	367	280	70	25.00%	208	74.29%	2 0.71%
Charter Township of Madison, Precinct 3								
Polling	1304	314	216	49	22.69%	166	76.85%	1 0.46%
AVCB (if used)	1304	0	0	0	-	0	-	0 -
Total	1304	314	216	49	22.69%	166	76.85%	1 0.46%
Medina Township, Precinct 1								

Statement of Votes Cast

Lenawee County, MI

2016 General Primary

SOVC For Jurisdiction Wide, All Counters, All Races

Date:08/09/16

Time:11:08:10

Page:6 of 846

	REP D7 Rep in Congress							
	Reg. Voters	Times Counted	Total Votes	Doug North (REP)		Tim Walberg (REP)		Write-In Votes
Polling	868	104	90	15	16.67%	75	83.33%	0 0.00%
AVCB (if used)	868	0	0	0	-	0	-	0
Total	868	104	90	15	16.67%	75	83.33%	0 0.00%
Ogden Township, Precinct 1								
Polling	745	127	112	28	25.00%	84	75.00%	0 0.00%
AVCB (if used)	745	0	0	0	-	0	-	0
Total	745	127	112	28	25.00%	84	75.00%	0 0.00%
Palmyra Township, Precinct 1								
Polling	1645	277	232	72	31.03%	160	68.97%	0 0.00%
AVCB (if used)	1645	0	0	0	-	0	-	0
Total	1645	277	232	72	31.03%	160	68.97%	0 0.00%
Charter Township of Raisin, Precinct 1								
Polling	3161	299	241	55	22.82%	186	77.18%	0 0.00%
AVCB (if used)	3161	110	65	12	18.46%	53	81.54%	0 0.00%
Total	3161	409	306	67	21.90%	239	78.10%	0 0.00%
Charter Township of Raisin, Precinct 2								
Polling	2651	248	183	49	26.78%	134	73.22%	0 0.00%
AVCB (if used)	2651	101	67	32	47.76%	35	52.24%	0 0.00%
Total	2651	349	250	81	32.40%	169	67.60%	0 0.00%
Ridgeway Township, Precinct 1								
Polling	1121	166	129	44	34.11%	85	65.89%	0 0.00%
AVCB (if used)	1121	0	0	0	-	0	-	0
Total	1121	166	129	44	34.11%	85	65.89%	0 0.00%
Riga Township, Precinct 1								
Polling	1086	149	124	38	30.65%	86	69.35%	0 0.00%
AVCB (if used)	1086	0	0	0	-	0	-	0
Total	1086	149	124	38	30.65%	86	69.35%	0 0.00%
Rollin Township, Precinct 1								
Polling	2409	580	438	111	25.34%	327	74.66%	0 0.00%
AVCB (if used)	2409	0	0	0	-	0	-	0
Total	2409	580	438	111	25.34%	327	74.66%	0 0.00%
Rome Township, Precinct 1								
Polling	1360	289	252	57	22.62%	195	77.38%	0 0.00%
AVCB (if used)	1360	0	0	0	-	0	-	0
Total	1360	289	252	57	22.62%	195	77.38%	0 0.00%
Seneca Township, Precinct 1								
Polling	852	118	104	27	25.96%	76	73.08%	1 0.96%
AVCB (if used)	852	0	0	0	-	0	-	0
Total	852	118	104	27	25.96%	76	73.08%	1 0.96%
Tecumseh Township, Precinct 1								
Polling	1710	228	175	47	26.86%	128	73.14%	0 0.00%
AVCB (if used)	1710	0	0	0	-	0	-	0
Total	1710	228	175	47	26.86%	128	73.14%	0 0.00%
Woodstock Township, Precinct 1								
Polling	1909	328	231	59	25.54%	172	74.46%	0 0.00%
AVCB (if used)	1909	0	0	0	-	0	-	0
Total	1909	328	231	59	25.54%	172	74.46%	0 0.00%
Woodstock Township, Precinct 2								
Polling	998	134	65	18	27.69%	47	72.31%	0 0.00%
AVCB (if used)	998	0	0	0	-	0	-	0
Total	998	134	65	18	27.69%	47	72.31%	0 0.00%
Total								
Polling	72379	10947	8030	2145	26.71%	5875	73.16%	10 0.12%
AVCB (if used)	72379	561	336	97	28.87%	239	71.13%	0 0.00%
Total	72379	11508	8366	2242	26.80%	6114	73.08%	10 0.12%

Statement of Votes Cast
Lenawee County, MI
2016 General Primary

Date:08/09/16
Time:11:08:11
Page:7 of 846

SOVC For Jurisdiction Wide, All Counters, All Races

	REP D57 Representative									
	Reg. Voters	Times Counted	Total Votes	Jim Cottrell (REP)		Brian Good (REP)		Bronna Kahle (REP)		Write-In Votes
Jurisdiction Wide										
City of Adrian, Precinct 1										
Polling	2277	315	146	40	27.40%	12	8.22%	94	64.38%	0 0.00%
AVCB (if used)	2277	0	0	0	-	0	-	0	-	0 -
Total	2277	315	146	40	27.40%	12	8.22%	94	64.38%	0 0.00%
City of Adrian, Precinct 2										
Polling	2232	156	94	29	30.85%	12	12.77%	52	55.32%	1 1.06%
AVCB (if used)	2232	0	0	0	-	0	-	0	-	0 -
Total	2232	156	94	29	30.85%	12	12.77%	52	55.32%	1 1.06%
City of Adrian, Precinct 3										
Polling	2173	161	107	34	31.78%	8	7.48%	65	60.75%	0 0.00%
AVCB (if used)	2173	0	0	0	-	0	-	0	-	0 -
Total	2173	161	107	34	31.78%	8	7.48%	65	60.75%	0 0.00%
City of Adrian, Precinct 4										
Polling	2390	554	411	126	30.66%	24	5.84%	260	63.26%	1 0.24%
AVCB (if used)	2390	0	0	0	-	0	-	0	-	0 -
Total	2390	554	411	126	30.66%	24	5.84%	260	63.26%	1 0.24%
City of Adrian, Precinct 5										
Polling	2536	384	279	89	31.90%	22	7.89%	168	60.22%	0 0.00%
AVCB (if used)	2536	0	0	0	-	0	-	0	-	0 -
Total	2536	384	279	89	31.90%	22	7.89%	168	60.22%	0 0.00%
City of Adrian, Precinct 6										
Polling	2482	355	256	84	32.81%	14	5.47%	158	61.72%	0 0.00%
AVCB (if used)	2482	0	0	0	-	0	-	0	-	0 -
Total	2482	355	256	84	32.81%	14	5.47%	158	61.72%	0 0.00%
City of Hudson, Precinct 1										
Polling	1548	209	174	75	43.10%	5	2.87%	94	54.02%	0 0.00%
AVCB (if used)	1548	0	0	0	-	0	-	0	-	0 -
Total	1548	209	174	75	43.10%	5	2.87%	94	54.02%	0 0.00%
City of Morenci, Precinct 1										
Polling	1671	177	138	34	24.64%	2	1.45%	102	73.91%	0 0.00%
AVCB (if used)	1671	0	0	0	-	0	-	0	-	0 -
Total	1671	177	138	34	24.64%	2	1.45%	102	73.91%	0 0.00%
City of Tecumseh, Precinct 1										
Polling	1626	313	169	43	25.44%	23	13.61%	103	60.95%	0 0.00%
AVCB (if used)	1626	0	0	0	-	0	-	0	-	0 -
Total	1626	313	169	43	25.44%	23	13.61%	103	60.95%	0 0.00%
City of Tecumseh, Precinct 2										
Polling	1518	279	162	38	23.46%	27	16.67%	97	59.88%	0 0.00%
AVCB (if used)	1518	0	0	0	-	0	-	0	-	0 -
Total	1518	279	162	38	23.46%	27	16.67%	97	59.88%	0 0.00%
City of Tecumseh, Precinct 3										
Polling	1577	191	102	24	23.53%	19	18.63%	59	57.84%	0 0.00%
AVCB (if used)	1577	0	0	0	-	0	-	0	-	0 -
Total	1577	191	102	24	23.53%	19	18.63%	59	57.84%	0 0.00%
City of Tecumseh, Precinct 4										
Polling	1714	239	144	39	27.08%	14	9.72%	90	62.50%	1 0.69%
AVCB (if used)	1714	0	0	0	-	0	-	0	-	0 -
Total	1714	239	144	39	27.08%	14	9.72%	90	62.50%	1 0.69%
Charter Township of Adrian, Precinct 1										
Polling	2512	657	517	143	27.66%	35	6.77%	339	65.57%	0 0.00%
AVCB (if used)	2512	0	0	0	-	0	-	0	-	0 -
Total	2512	657	517	143	27.66%	35	6.77%	339	65.57%	0 0.00%
Charter Township of Adrian, Precinct 2										
Polling	2426	435	330	92	27.88%	19	5.76%	219	66.36%	0 0.00%
AVCB (if used)	2426	0	0	0	-	0	-	0	-	0 -
Total	2426	435	330	92	27.88%	19	5.76%	219	66.36%	0 0.00%
Blissfield Township, Precinct 1										
Polling	496	113	93	21	22.58%	4	4.30%	68	73.12%	0 0.00%
AVCB (if used)	496	0	0	0	-	0	-	0	-	0 -
Total	496	113	93	21	22.58%	4	4.30%	68	73.12%	0 0.00%

Date:08/09/16
Time:11:08:11
Page:8 of 846

	REP D57 Representative											
	Reg. Voters	Times Counted	Total Votes	Jim Cottrell (REP)		Brian Good (REP)		Bronna Kahle (REP)		Write-In Votes		
Blissfield Township, Precinct 2												
Polling	2413	427	316	99	31.33%	20	6.33%	197	62.34%	0	0.00%	
AVCB (if used)	2413	0	0	0	-	0	-	0	-	0	-	
Total	2413	427	316	99	31.33%	20	6.33%	197	62.34%	0	0.00%	
Cambridge Township, Precinct 1												
Polling	-	-	-	-	-	-	-	-	-	-	-	
AVCB (if used)	-	-	-	-	-	-	-	-	-	-	-	
Total	-	-	-	-	-	-	-	-	-	-	-	
Cambridge Township, Precinct 2												
Polling	-	-	-	-	-	-	-	-	-	-	-	
AVCB (if used)	-	-	-	-	-	-	-	-	-	-	-	
Total	-	-	-	-	-	-	-	-	-	-	-	
Cambridge Township, Precinct 3												
Polling	-	-	-	-	-	-	-	-	-	-	-	
AVCB (if used)	-	-	-	-	-	-	-	-	-	-	-	
Total	-	-	-	-	-	-	-	-	-	-	-	
Clinton Township, Precinct 1												
Polling	990	97	80	22	27.50%	13	16.25%	45	56.25%	0	0.00%	
AVCB (if used)	990	36	22	5	22.73%	4	18.18%	13	59.09%	0	0.00%	
Total	990	133	102	27	26.47%	17	16.67%	58	56.86%	0	0.00%	
Clinton Township, Precinct 2												
Polling	1792	136	88	22	25.00%	13	14.77%	53	60.23%	0	0.00%	
AVCB (if used)	1792	50	27	8	29.63%	6	22.22%	13	48.15%	0	0.00%	
Total	1792	186	115	30	26.09%	19	16.52%	66	57.39%	0	0.00%	
Deerfield Township, Precinct 1												
Polling	1097	134	98	20	20.41%	11	11.22%	67	68.37%	0	0.00%	
AVCB (if used)	1097	0	0	0	-	0	-	0	-	0	-	
Total	1097	134	98	20	20.41%	11	11.22%	67	68.37%	0	0.00%	
Dover Township, Precinct 1												
Polling	1237	201	167	50	29.94%	11	6.59%	106	63.47%	0	0.00%	
AVCB (if used)	1237	0	0	0	-	0	-	0	-	0	-	
Total	1237	201	167	50	29.94%	11	6.59%	106	63.47%	0	0.00%	
Fairfield Township, Precinct 1												
Polling	1280	198	169	66	39.05%	4	2.37%	99	58.58%	0	0.00%	
AVCB (if used)	1280	0	0	0	-	0	-	0	-	0	-	
Total	1280	198	169	66	39.05%	4	2.37%	99	58.58%	0	0.00%	
Franklin Township, Precinct 1												
Polling	2371	350	265	76	28.68%	37	13.96%	152	57.36%	0	0.00%	
AVCB (if used)	2371	0	0	0	-	0	-	0	-	0	-	
Total	2371	350	265	76	28.68%	37	13.96%	152	57.36%	0	0.00%	
Hudson Township, Precinct 1												
Polling	1223	191	155	50	32.26%	11	7.10%	92	59.35%	2	1.29%	
AVCB (if used)	1223	0	0	0	-	0	-	0	-	0	-	
Total	1223	191	155	50	32.26%	11	7.10%	92	59.35%	2	1.29%	
Macon Township, Precinct 1												
Polling	1061	192	152	35	23.03%	11	7.24%	106	69.74%	0	0.00%	
AVCB (if used)	1061	0	0	0	-	0	-	0	-	0	-	
Total	1061	192	152	35	23.03%	11	7.24%	106	69.74%	0	0.00%	
Charter Township of Madison, Precinct 1												
Polling	1964	233	165	59	35.76%	11	6.67%	95	57.58%	0	0.00%	
AVCB (if used)	1964	0	0	0	-	0	-	0	-	0	-	
Total	1964	233	165	59	35.76%	11	6.67%	95	57.58%	0	0.00%	
Charter Township of Madison, Precinct 2												
Polling	1470	367	285	94	32.98%	10	3.51%	181	63.51%	0	0.00%	
AVCB (if used)	1470	0	0	0	-	0	-	0	-	0	-	
Total	1470	367	285	94	32.98%	10	3.51%	181	63.51%	0	0.00%	
Charter Township of Madison, Precinct 3												
Polling	1304	314	220	67	30.45%	9	4.09%	144	65.45%	0	0.00%	
AVCB (if used)	1304	0	0	0	-	0	-	0	-	0	-	
Total	1304	314	220	67	30.45%	9	4.09%	144	65.45%	0	0.00%	
Medina Township, Precinct 1												

Statement of Votes Cast
Lenawee County, MI
2016 General Primary
SOVC For Jurisdiction Wide, All Counters, All Races

Date:08/09/16
Time:11:08:11
Page:9 of 846

	REP D57 Representative									
	Reg. Voters	Times Counted	Total Votes	Jim Cottrell (REP)		Brian Good (REP)		Bronna Kahle (REP)		Write-In Votes
Polling	868	104	90	27	30.00%	4	4.44%	58	64.44%	1 1.11%
AVCB (if used)	868	0	0	0	-	0	-	0	-	0 -
Total	868	104	90	27	30.00%	4	4.44%	58	64.44%	1 1.11%
Ogden Township, Precinct 1										
Polling	745	127	113	29	25.66%	8	7.08%	76	67.26%	0 0.00%
AVCB (if used)	745	0	0	0	-	0	-	0	-	0 -
Total	745	127	113	29	25.66%	8	7.08%	76	67.26%	0 0.00%
Palmyra Township, Precinct 1										
Polling	1645	277	239	49	20.50%	12	5.02%	177	74.06%	1 0.42%
AVCB (if used)	1645	0	0	0	-	0	-	0	-	0 -
Total	1645	277	239	49	20.50%	12	5.02%	177	74.06%	1 0.42%
Charter Township of Raisin, Precinct 1										
Polling	3161	299	242	68	28.10%	10	4.13%	164	67.77%	0 0.00%
AVCB (if used)	3161	110	64	15	23.44%	5	7.81%	44	68.75%	0 0.00%
Total	3161	409	306	83	27.12%	15	4.90%	208	67.97%	0 0.00%
Charter Township of Raisin, Precinct 2										
Polling	2651	248	183	52	28.42%	16	8.74%	115	62.84%	0 0.00%
AVCB (if used)	2651	101	63	13	20.63%	9	14.29%	41	65.08%	0 0.00%
Total	2651	349	246	65	26.42%	25	10.16%	156	63.41%	0 0.00%
Ridgeway Township, Precinct 1										
Polling	1121	166	126	29	23.02%	15	11.90%	82	65.08%	0 0.00%
AVCB (if used)	1121	0	0	0	-	0	-	0	-	0 -
Total	1121	166	126	29	23.02%	15	11.90%	82	65.08%	0 0.00%
Riga Township, Precinct 1										
Polling	1086	149	122	41	33.61%	7	5.74%	74	60.66%	0 0.00%
AVCB (if used)	1086	0	0	0	-	0	-	0	-	0 -
Total	1086	149	122	41	33.61%	7	5.74%	74	60.66%	0 0.00%
Rollin Township, Precinct 1										
Polling	2409	580	419	117	27.92%	41	9.79%	261	62.29%	0 0.00%
AVCB (if used)	2409	0	0	0	-	0	-	0	-	0 -
Total	2409	580	419	117	27.92%	41	9.79%	261	62.29%	0 0.00%
Rome Township, Precinct 1										
Polling	1360	289	247	61	24.70%	15	6.07%	171	69.23%	0 0.00%
AVCB (if used)	1360	0	0	0	-	0	-	0	-	0 -
Total	1360	289	247	61	24.70%	15	6.07%	171	69.23%	0 0.00%
Seneca Township, Precinct 1										
Polling	852	118	104	27	25.96%	5	4.81%	71	68.27%	1 0.96%
AVCB (if used)	852	0	0	0	-	0	-	0	-	0 -
Total	852	118	104	27	25.96%	5	4.81%	71	68.27%	1 0.96%
Tecumseh Township, Precinct 1										
Polling	1710	228	175	43	24.57%	27	15.43%	105	60.00%	0 0.00%
AVCB (if used)	1710	0	0	0	-	0	-	0	-	0 -
Total	1710	228	175	43	24.57%	27	15.43%	105	60.00%	0 0.00%
Woodstock Township, Precinct 1										
Polling	1909	328	221	74	33.48%	18	8.14%	129	58.37%	0 0.00%
AVCB (if used)	1909	0	0	0	-	0	-	0	-	0 -
Total	1909	328	221	74	33.48%	18	8.14%	129	58.37%	0 0.00%
Woodstock Township, Precinct 2										
Polling	998	134	59	24	40.68%	5	8.47%	30	50.85%	0 0.00%
AVCB (if used)	998	0	0	0	-	0	-	0	-	0 -
Total	998	134	59	24	40.68%	5	8.47%	30	50.85%	0 0.00%
Total										
Polling	67895	10425	7622	2212	29.02%	584	7.66%	4818	63.21%	8 0.10%
AVCB (if used)	67895	297	176	41	23.30%	24	13.64%	111	63.07%	0 0.00%
Total	67895	10722	7798	2253	28.89%	608	7.80%	4929	63.21%	8 0.10%

Statement of Votes Cast

Lenawee County, MI

2016 General Primary

SOVC For Jurisdiction Wide, All Counters, All Races

Date:08/09/16

Time:11:08:11

Page:10 of 846

	REP D65 Representative					
	Reg. Voters	Times Counted	Total Votes	Robert Paul Commet (REP)	Brett Roberts (REP)	Write-In Votes
Jurisdiction Wide						
City of Adrian, Precinct 1						
Polling	-	-	-	-	-	-
AVCB (if used)	-	-	-	-	-	-
Total	-	-	-	-	-	-
City of Adrian, Precinct 2						
Polling	-	-	-	-	-	-
AVCB (if used)	-	-	-	-	-	-
Total	-	-	-	-	-	-
City of Adrian, Precinct 3						
Polling	-	-	-	-	-	-
AVCB (if used)	-	-	-	-	-	-
Total	-	-	-	-	-	-
City of Adrian, Precinct 4						
Polling	-	-	-	-	-	-
AVCB (if used)	-	-	-	-	-	-
Total	-	-	-	-	-	-
City of Adrian, Precinct 5						
Polling	-	-	-	-	-	-
AVCB (if used)	-	-	-	-	-	-
Total	-	-	-	-	-	-
City of Adrian, Precinct 6						
Polling	-	-	-	-	-	-
AVCB (if used)	-	-	-	-	-	-
Total	-	-	-	-	-	-
City of Hudson, Precinct 1						
Polling	-	-	-	-	-	-
AVCB (if used)	-	-	-	-	-	-
Total	-	-	-	-	-	-
City of Morenci, Precinct 1						
Polling	-	-	-	-	-	-
AVCB (if used)	-	-	-	-	-	-
Total	-	-	-	-	-	-
City of Tecumseh, Precinct 1						
Polling	-	-	-	-	-	-
AVCB (if used)	-	-	-	-	-	-
Total	-	-	-	-	-	-
City of Tecumseh, Precinct 2						
Polling	-	-	-	-	-	-
AVCB (if used)	-	-	-	-	-	-
Total	-	-	-	-	-	-
City of Tecumseh, Precinct 3						
Polling	-	-	-	-	-	-
AVCB (if used)	-	-	-	-	-	-
Total	-	-	-	-	-	-
City of Tecumseh, Precinct 4						
Polling	-	-	-	-	-	-
AVCB (if used)	-	-	-	-	-	-
Total	-	-	-	-	-	-
Charter Township of Adrian, Precinct 1						
Polling	-	-	-	-	-	-
AVCB (if used)	-	-	-	-	-	-
Total	-	-	-	-	-	-
Charter Township of Adrian, Precinct 2						
Polling	-	-	-	-	-	-
AVCB (if used)	-	-	-	-	-	-
Total	-	-	-	-	-	-
Blissfield Township, Precinct 1						
Polling	-	-	-	-	-	-
AVCB (if used)	-	-	-	-	-	-
Total	-	-	-	-	-	-

Date:08/09/16
Time:11:08:11
Page:11 of 846

[illegible]

Statement of Votes Cast
Lenawee County, MI
2016 General Primary

Date:08/09/16
Time:11:08:11
Page:12 of 846

SOVC For Jurisdiction Wide, All Counters, All Races

	REP D65 Representative							
	Reg. Voters	Times Counted	Total Votes	Robert Paul Commet (REP)		Brett Roberts (REP)		Write-In Votes
Polling	-	-	-	-	-	-	-	-
AVCB (if used)	-	-	-	-	-	-	-	-
Total	-	-	-	-	-	-	-	-
Ogden Township, Precinct 1	-	-	-	-	-	-	-	-
Polling	-	-	-	-	-	-	-	-
AVCB (if used)	-	-	-	-	-	-	-	-
Total	-	-	-	-	-	-	-	-
Palmyra Township, Precinct 1	-	-	-	-	-	-	-	-
Polling	-	-	-	-	-	-	-	-
AVCB (if used)	-	-	-	-	-	-	-	-
Total	-	-	-	-	-	-	-	-
Charter Township of Raisin, Precinct 1	-	-	-	-	-	-	-	-
Polling	-	-	-	-	-	-	-	-
AVCB (if used)	-	-	-	-	-	-	-	-
Total	-	-	-	-	-	-	-	-
Charter Township of Raisin, Precinct 2	-	-	-	-	-	-	-	-
Polling	-	-	-	-	-	-	-	-
AVCB (if used)	-	-	-	-	-	-	-	-
Total	-	-	-	-	-	-	-	-
Ridgeway Township, Precinct 1	-	-	-	-	-	-	-	-
Polling	-	-	-	-	-	-	-	-
AVCB (if used)	-	-	-	-	-	-	-	-
Total	-	-	-	-	-	-	-	-
Riga Township, Precinct 1	-	-	-	-	-	-	-	-
Polling	-	-	-	-	-	-	-	-
AVCB (if used)	-	-	-	-	-	-	-	-
Total	-	-	-	-	-	-	-	-
Rollin Township, Precinct 1	-	-	-	-	-	-	-	-
Polling	-	-	-	-	-	-	-	-
AVCB (if used)	-	-	-	-	-	-	-	-
Total	-	-	-	-	-	-	-	-
Rome Township, Precinct 1	-	-	-	-	-	-	-	-
Polling	-	-	-	-	-	-	-	-
AVCB (if used)	-	-	-	-	-	-	-	-
Total	-	-	-	-	-	-	-	-
Seneca Township, Precinct 1	-	-	-	-	-	-	-	-
Polling	-	-	-	-	-	-	-	-
AVCB (if used)	-	-	-	-	-	-	-	-
Total	-	-	-	-	-	-	-	-
Tecumseh Township, Precinct 1	-	-	-	-	-	-	-	-
Polling	-	-	-	-	-	-	-	-
AVCB (if used)	-	-	-	-	-	-	-	-
Total	-	-	-	-	-	-	-	-
Woodstock Township, Precinct 1	-	-	-	-	-	-	-	-
Polling	-	-	-	-	-	-	-	-
AVCB (if used)	-	-	-	-	-	-	-	-
Total	-	-	-	-	-	-	-	-
Woodstock Township, Precinct 2	-	-	-	-	-	-	-	-
Polling	-	-	-	-	-	-	-	-
AVCB (if used)	-	-	-	-	-	-	-	-
Total	-	-	-	-	-	-	-	-
Total	-	-	-	-	-	-	-	-
Polling	4484	522	355	60	16.90%	295	83.10%	0 0.00%
AVCB (if used)	4484	264	131	17	12.98%	114	87.02%	0 0.00%
Total	4484	786	486	77	15.84%	409	84.16%	0 0.00%

Statement of Votes Cast
Lenawee County, MI
2016 General Primary
SOVC For Jurisdiction Wide, All Counters, All Races

Date:08/09/16
Time:11:08:37
Page:493 of 846

	DEM D7 Rep in Congress					
	Reg. Voters	Times Counted	Total Votes	Gretchen D. Driskell (DEM)	Write-In Votes	
Jurisdiction Wide						
City of Adrian, Precinct 1						
Polling	2277	315	154	154 100.00%	0	0.00%
AVCB (if used)	2277	0	0	0 -	0	-
Total	2277	315	154	154 100.00%	0	0.00%
City of Adrian, Precinct 2						
Polling	2232	156	48	48 100.00%	0	0.00%
AVCB (if used)	2232	0	0	0 -	0	-
Total	2232	156	48	48 100.00%	0	0.00%
City of Adrian, Precinct 3						
Polling	2173	161	48	48 100.00%	0	0.00%
AVCB (if used)	2173	0	0	0 -	0	-
Total	2173	161	48	48 100.00%	0	0.00%
City of Adrian, Precinct 4						
Polling	2390	554	102	101 99.02%	1	0.98%
AVCB (if used)	2390	0	0	0 -	0	-
Total	2390	554	102	101 99.02%	1	0.98%
City of Adrian, Precinct 5						
Polling	2536	384	78	78 100.00%	0	0.00%
AVCB (if used)	2536	0	0	0 -	0	-
Total	2536	384	78	78 100.00%	0	0.00%
City of Adrian, Precinct 6						
Polling	2482	355	77	77 100.00%	0	0.00%
AVCB (if used)	2482	0	0	0 -	0	-
Total	2482	355	77	77 100.00%	0	0.00%
City of Hudson, Precinct 1						
Polling	1548	209	25	25 100.00%	0	0.00%
AVCB (if used)	1548	0	0	0 -	0	-
Total	1548	209	25	25 100.00%	0	0.00%
City of Morenci, Precinct 1						
Polling	1671	177	32	32 100.00%	0	0.00%
AVCB (if used)	1671	0	0	0 -	0	-
Total	1671	177	32	32 100.00%	0	0.00%
City of Tecumseh, Precinct 1						
Polling	1626	313	117	117 100.00%	0	0.00%
AVCB (if used)	1626	0	0	0 -	0	-
Total	1626	313	117	117 100.00%	0	0.00%
City of Tecumseh, Precinct 2						
Polling	1518	279	82	81 98.78%	1	1.22%
AVCB (if used)	1518	0	0	0 -	0	-
Total	1518	279	82	81 98.78%	1	1.22%
City of Tecumseh, Precinct 3						
Polling	1577	191	64	63 98.44%	1	1.56%
AVCB (if used)	1577	0	0	0 -	0	-
Total	1577	191	64	63 98.44%	1	1.56%
City of Tecumseh, Precinct 4						
Polling	1714	239	68	68 100.00%	0	0.00%
AVCB (if used)	1714	0	0	0 -	0	-
Total	1714	239	68	68 100.00%	0	0.00%
Charter Township of Adrian, Precinct 1						
Polling	2512	657	87	87 100.00%	0	0.00%
AVCB (if used)	2512	0	0	0 -	0	-
Total	2512	657	87	87 100.00%	0	0.00%
Charter Township of Adrian, Precinct 2						
Polling	2426	435	75	74 98.67%	1	1.33%
AVCB (if used)	2426	0	0	0 -	0	-
Total	2426	435	75	74 98.67%	1	1.33%
Blissfield Township, Precinct 1						
Polling	496	113	18	18 100.00%	0	0.00%
AVCB (if used)	496	0	0	0 -	0	-
Total	496	113	18	18 100.00%	0	0.00%

Statement of Votes Cast

Lenawee County, MI

2016 General Primary

SOVC For Jurisdiction Wide, All Counters, All Races

Date:08/09/16

Time:11:08:37

Page:494 of 846

	DEM D7 Rep in Congress						
	Reg. Voters	Times Counted	Total Votes	Gretchen D. Driskell (DEM)		Write-In Votes	
Blissfield Township, Precinct 2							
Polling	2413	427	55	54	98.18%	1	1.82%
AVCB (if used)	2413	0	0	0	-	0	-
Total	2413	427	55	54	98.18%	1	1.82%
Cambridge Township, Precinct 1							
Polling	1709	227	29	29	100.00%	0	0.00%
AVCB (if used)	1709	113	21	21	100.00%	0	0.00%
Total	1709	340	50	50	100.00%	0	0.00%
Cambridge Township, Precinct 2							
Polling	1552	163	40	40	100.00%	0	0.00%
AVCB (if used)	1552	89	23	23	100.00%	0	0.00%
Total	1552	252	63	63	100.00%	0	0.00%
Cambridge Township, Precinct 3							
Polling	1223	132	21	21	100.00%	0	0.00%
AVCB (if used)	1223	62	15	15	100.00%	0	0.00%
Total	1223	194	36	36	100.00%	0	0.00%
Clinton Township, Precinct 1							
Polling	990	97	16	16	100.00%	0	0.00%
AVCB (if used)	990	36	4	4	100.00%	0	0.00%
Total	990	133	20	20	100.00%	0	0.00%
Clinton Township, Precinct 2							
Polling	1792	136	47	47	100.00%	0	0.00%
AVCB (if used)	1792	50	11	11	100.00%	0	0.00%
Total	1792	186	58	58	100.00%	0	0.00%
Deerfield Township, Precinct 1							
Polling	1097	134	22	22	100.00%	0	0.00%
AVCB (if used)	1097	0	0	0	-	0	-
Total	1097	134	22	22	100.00%	0	0.00%
Dover Township, Precinct 1							
Polling	1237	201	19	19	100.00%	0	0.00%
AVCB (if used)	1237	0	0	0	-	0	-
Total	1237	201	19	19	100.00%	0	0.00%
Fairfield Township, Precinct 1							
Polling	1280	198	17	17	100.00%	0	0.00%
AVCB (if used)	1280	0	0	0	-	0	-
Total	1280	198	17	17	100.00%	0	0.00%
Franklin Township, Precinct 1							
Polling	2371	350	36	36	100.00%	0	0.00%
AVCB (if used)	2371	0	0	0	-	0	-
Total	2371	350	36	36	100.00%	0	0.00%
Hudson Township, Precinct 1							
Polling	1223	191	27	27	100.00%	0	0.00%
AVCB (if used)	1223	0	0	0	-	0	-
Total	1223	191	27	27	100.00%	0	0.00%
Macon Township, Precinct 1							
Polling	1061	192	16	16	100.00%	0	0.00%
AVCB (if used)	1061	0	0	0	-	0	-
Total	1061	192	16	16	100.00%	0	0.00%
Charter Township of Madison, Precinct 1							
Polling	1964	233	41	41	100.00%	0	0.00%
AVCB (if used)	1964	0	0	0	-	0	-
Total	1964	233	41	41	100.00%	0	0.00%
Charter Township of Madison, Precinct 2							
Polling	1470	367	48	48	100.00%	0	0.00%
AVCB (if used)	1470	0	0	0	-	0	-
Total	1470	367	48	48	100.00%	0	0.00%
Charter Township of Madison, Precinct 3							
Polling	1304	314	58	58	100.00%	0	0.00%
AVCB (if used)	1304	0	0	0	-	0	-
Total	1304	314	58	58	100.00%	0	0.00%
Medina Township, Precinct 1							

Statement of Votes Cast

Lenawee County, MI

2016 General Primary

SOVC For Jurisdiction Wide, All Counters, All Races

Date:08/09/16

Time:11:08:37

Page:495 of 846

	DEM D7 Rep in Congress					
	Reg. Voters	Times Counted	Total Votes	Gretchen D. Driskell (DEM)	Write-In Votes	
Polling	868	104	8	8 100.00%	0	0.00%
AVCB (if used)	868	0	0	0 -	0	-
Total	868	104	8	8 100.00%	0	0.00%
Ogden Township, Precinct 1						
Polling	745	127	12	12 100.00%	0	0.00%
AVCB (if used)	745	0	0	0 -	0	-
Total	745	127	12	12 100.00%	0	0.00%
Palmyra Township, Precinct 1						
Polling	1645	277	24	24 100.00%	0	0.00%
AVCB (if used)	1645	0	0	0 -	0	-
Total	1645	277	24	24 100.00%	0	0.00%
Charter Township of Raisin, Precinct 1						
Polling	3161	299	39	39 100.00%	0	0.00%
AVCB (if used)	3161	110	33	33 100.00%	0	0.00%
Total	3161	409	72	72 100.00%	0	0.00%
Charter Township of Raisin, Precinct 2						
Polling	2651	248	48	48 100.00%	0	0.00%
AVCB (if used)	2651	101	17	17 100.00%	0	0.00%
Total	2651	349	65	65 100.00%	0	0.00%
Ridgeway Township, Precinct 1						
Polling	1121	166	22	22 100.00%	0	0.00%
AVCB (if used)	1121	0	0	0 -	0	-
Total	1121	166	22	22 100.00%	0	0.00%
Riga Township, Precinct 1						
Polling	1086	149	17	17 100.00%	0	0.00%
AVCB (if used)	1086	0	0	0 -	0	-
Total	1086	149	17	17 100.00%	0	0.00%
Rollin Township, Precinct 1						
Polling	2409	580	84	84 100.00%	0	0.00%
AVCB (if used)	2409	0	0	0 -	0	-
Total	2409	580	84	84 100.00%	0	0.00%
Rome Township, Precinct 1						
Polling	1360	289	9	8 88.89%	1	11.11%
AVCB (if used)	1360	0	0	0 -	0	-
Total	1360	289	9	8 88.89%	1	11.11%
Seneca Township, Precinct 1						
Polling	852	118	9	9 100.00%	0	0.00%
AVCB (if used)	852	0	0	0 -	0	-
Total	852	118	9	9 100.00%	0	0.00%
Tecumseh Township, Precinct 1						
Polling	1710	228	43	43 100.00%	0	0.00%
AVCB (if used)	1710	0	0	0 -	0	-
Total	1710	228	43	43 100.00%	0	0.00%
Woodstock Township, Precinct 1						
Polling	1909	328	60	59 98.33%	1	1.67%
AVCB (if used)	1909	0	0	0 -	0	-
Total	1909	328	60	59 98.33%	1	1.67%
Woodstock Township, Precinct 2						
Polling	998	134	37	37 100.00%	0	0.00%
AVCB (if used)	998	0	0	0 -	0	-
Total	998	134	37	37 100.00%	0	0.00%
Total						
Polling	72379	10947	1979	1972 99.65%	7	0.35%
AVCB (if used)	72379	561	124	124 100.00%	0	0.00%
Total	72379	11508	2103	2096 99.67%	7	0.33%

Statement of Votes Cast
Lenawee County, MI
2016 General Primary

Date:08/09/16
Time:11:08:38
Page:496 of 846

SOVC For Jurisdiction Wide, All Counters, All Races

	DEM D57 Representative					
	Reg. Voters	Times Counted	Total Votes	Harvey Schmidt (DEM)	Write-In Votes	
Jurisdiction Wide						
City of Adrian, Precinct 1						
Polling	2277	315	151	151 100.00%	0	0.00%
AVCB (if used)	2277	0	0	0 -	0	-
Total	2277	315	151	151 100.00%	0	0.00%
City of Adrian, Precinct 2						
Polling	2232	156	47	47 100.00%	0	0.00%
AVCB (if used)	2232	0	0	0 -	0	-
Total	2232	156	47	47 100.00%	0	0.00%
City of Adrian, Precinct 3						
Polling	2173	161	48	47 97.92%	1	2.08%
AVCB (if used)	2173	0	0	0 -	0	-
Total	2173	161	48	47 97.92%	1	2.08%
City of Adrian, Precinct 4						
Polling	2390	554	102	101 99.02%	1	0.98%
AVCB (if used)	2390	0	0	0 -	0	-
Total	2390	554	102	101 99.02%	1	0.98%
City of Adrian, Precinct 5						
Polling	2536	384	78	78 100.00%	0	0.00%
AVCB (if used)	2536	0	0	0 -	0	-
Total	2536	384	78	78 100.00%	0	0.00%
City of Adrian, Precinct 6						
Polling	2482	355	76	76 100.00%	0	0.00%
AVCB (if used)	2482	0	0	0 -	0	-
Total	2482	355	76	76 100.00%	0	0.00%
City of Hudson, Precinct 1						
Polling	1548	209	22	22 100.00%	0	0.00%
AVCB (if used)	1548	0	0	0 -	0	-
Total	1548	209	22	22 100.00%	0	0.00%
City of Morenci, Precinct 1						
Polling	1671	177	32	32 100.00%	0	0.00%
AVCB (if used)	1671	0	0	0 -	0	-
Total	1671	177	32	32 100.00%	0	0.00%
City of Tecumseh, Precinct 1						
Polling	1626	313	124	124 100.00%	0	0.00%
AVCB (if used)	1626	0	0	0 -	0	-
Total	1626	313	124	124 100.00%	0	0.00%
City of Tecumseh, Precinct 2						
Polling	1518	279	90	90 100.00%	0	0.00%
AVCB (if used)	1518	0	0	0 -	0	-
Total	1518	279	90	90 100.00%	0	0.00%
City of Tecumseh, Precinct 3						
Polling	1577	191	71	70 98.59%	1	1.41%
AVCB (if used)	1577	0	0	0 -	0	-
Total	1577	191	71	70 98.59%	1	1.41%
City of Tecumseh, Precinct 4						
Polling	1714	239	77	77 100.00%	0	0.00%
AVCB (if used)	1714	0	0	0 -	0	-
Total	1714	239	77	77 100.00%	0	0.00%
Charter Township of Adrian, Precinct 1						
Polling	2512	657	87	87 100.00%	0	0.00%
AVCB (if used)	2512	0	0	0 -	0	-
Total	2512	657	87	87 100.00%	0	0.00%
Charter Township of Adrian, Precinct 2						
Polling	2426	435	73	73 100.00%	0	0.00%
AVCB (if used)	2426	0	0	0 -	0	-
Total	2426	435	73	73 100.00%	0	0.00%
Blissfield Township, Precinct 1						
Polling	496	113	16	16 100.00%	0	0.00%
AVCB (if used)	496	0	0	0 -	0	-
Total	496	113	16	16 100.00%	0	0.00%

Statement of Votes Cast
Lenawee County, MI
2016 General Primary

Date:08/09/16
Time:11:08:38
Page:497 of 846

SOVC For Jurisdiction Wide, All Counters, All Races

	DEM D57 Representative					
	Reg. Voters	Times Counted	Total Votes	Harvey Schmidt (DEM)	Write-In Votes	
Blissfield Township, Precinct 2						
Polling	2413	427	53	52 98.11%	1	1.89%
AVCB (if used)	2413	0	0	0 -	0	-
Total	2413	427	53	52 98.11%	1	1.89%
Cambridge Township, Precinct 1						
Polling	-	-	-	- -	-	-
AVCB (if used)	-	-	-	- -	-	-
Total	-	-	-	- -	-	-
Cambridge Township, Precinct 2						
Polling	-	-	-	- -	-	-
AVCB (if used)	-	-	-	- -	-	-
Total	-	-	-	- -	-	-
Cambridge Township, Precinct 3						
Polling	-	-	-	- -	-	-
AVCB (if used)	-	-	-	- -	-	-
Total	-	-	-	- -	-	-
Clinton Township, Precinct 1						
Polling	990	97	17	17 100.00%	0	0.00%
AVCB (if used)	990	36	5	5 100.00%	0	0.00%
Total	990	133	22	22 100.00%	0	0.00%
Clinton Township, Precinct 2						
Polling	1792	136	46	46 100.00%	0	0.00%
AVCB (if used)	1792	50	13	13 100.00%	0	0.00%
Total	1792	186	59	59 100.00%	0	0.00%
Deerfield Township, Precinct 1						
Polling	1097	134	22	22 100.00%	0	0.00%
AVCB (if used)	1097	0	0	0 -	0	-
Total	1097	134	22	22 100.00%	0	0.00%
Dover Township, Precinct 1						
Polling	1237	201	19	19 100.00%	0	0.00%
AVCB (if used)	1237	0	0	0 -	0	-
Total	1237	201	19	19 100.00%	0	0.00%
Fairfield Township, Precinct 1						
Polling	1280	198	16	16 100.00%	0	0.00%
AVCB (if used)	1280	0	0	0 -	0	-
Total	1280	198	16	16 100.00%	0	0.00%
Franklin Township, Precinct 1						
Polling	2371	350	39	39 100.00%	0	0.00%
AVCB (if used)	2371	0	0	0 -	0	-
Total	2371	350	39	39 100.00%	0	0.00%
Hudson Township, Precinct 1						
Polling	1223	191	26	26 100.00%	0	0.00%
AVCB (if used)	1223	0	0	0 -	0	-
Total	1223	191	26	26 100.00%	0	0.00%
Macon Township, Precinct 1						
Polling	1061	192	15	15 100.00%	0	0.00%
AVCB (if used)	1061	0	0	0 -	0	-
Total	1061	192	15	15 100.00%	0	0.00%
Charter Township of Madison, Precinct 1						
Polling	1964	233	41	41 100.00%	0	0.00%
AVCB (if used)	1964	0	0	0 -	0	-
Total	1964	233	41	41 100.00%	0	0.00%
Charter Township of Madison, Precinct 2						
Polling	1470	367	48	48 100.00%	0	0.00%
AVCB (if used)	1470	0	0	0 -	0	-
Total	1470	367	48	48 100.00%	0	0.00%
Charter Township of Madison, Precinct 3						
Polling	1304	314	56	55 98.21%	1	1.79%
AVCB (if used)	1304	0	0	0 -	0	-
Total	1304	314	56	55 98.21%	1	1.79%
Medina Township, Precinct 1						

Statement of Votes Cast
Lenawee County, MI
2016 General Primary

Date:08/09/16
Time:11:08:38
Page:498 of 846

SOVC For Jurisdiction Wide, All Counters, All Races

	DEM D57 Representative					
	Reg. Voters	Times Counted	Total Votes	Harvey Schmidt (DEM)	Write-In Votes	
Polling	868	104	9	9 100.00%	0	0.00%
AVCB (if used)	868	0	0	0 -	0	-
Total	868	104	9	9 100.00%	0	0.00%
Ogden Township, Precinct 1						
Polling	745	127	12	12 100.00%	0	0.00%
AVCB (if used)	745	0	0	0 -	0	-
Total	745	127	12	12 100.00%	0	0.00%
Palmyra Township, Precinct 1						
Polling	1645	277	24	24 100.00%	0	0.00%
AVCB (if used)	1645	0	0	0 -	0	-
Total	1645	277	24	24 100.00%	0	0.00%
Charter Township of Raisin, Precinct 1						
Polling	3161	299	40	40 100.00%	0	0.00%
AVCB (if used)	3161	110	33	33 100.00%	0	0.00%
Total	3161	409	73	73 100.00%	0	0.00%
Charter Township of Raisin, Precinct 2						
Polling	2651	248	52	52 100.00%	0	0.00%
AVCB (if used)	2651	101	20	20 100.00%	0	0.00%
Total	2651	349	72	72 100.00%	0	0.00%
Ridgeway Township, Precinct 1						
Polling	1121	166	23	23 100.00%	0	0.00%
AVCB (if used)	1121	0	0	0 -	0	-
Total	1121	166	23	23 100.00%	0	0.00%
Riga Township, Precinct 1						
Polling	1086	149	18	18 100.00%	0	0.00%
AVCB (if used)	1086	0	0	0 -	0	-
Total	1086	149	18	18 100.00%	0	0.00%
Rollin Township, Precinct 1						
Polling	2409	580	80	80 100.00%	0	0.00%
AVCB (if used)	2409	0	0	0 -	0	-
Total	2409	580	80	80 100.00%	0	0.00%
Rome Township, Precinct 1						
Polling	1360	289	9	8 88.89%	1	11.11%
AVCB (if used)	1360	0	0	0 -	0	-
Total	1360	289	9	8 88.89%	1	11.11%
Seneca Township, Precinct 1						
Polling	852	118	9	9 100.00%	0	0.00%
AVCB (if used)	852	0	0	0 -	0	-
Total	852	118	9	9 100.00%	0	0.00%
Tecumseh Township, Precinct 1						
Polling	1710	228	43	43 100.00%	0	0.00%
AVCB (if used)	1710	0	0	0 -	0	-
Total	1710	228	43	43 100.00%	0	0.00%
Woodstock Township, Precinct 1						
Polling	1909	328	64	63 98.44%	1	1.56%
AVCB (if used)	1909	0	0	0 -	0	-
Total	1909	328	64	63 98.44%	1	1.56%
Woodstock Township, Precinct 2						
Polling	998	134	37	37 100.00%	0	0.00%
AVCB (if used)	998	0	0	0 -	0	-
Total	998	134	37	37 100.00%	0	0.00%
Total						
Polling	67895	10425	1912	1905 99.63%	7	0.37%
AVCB (if used)	67895	297	71	71 100.00%	0	0.00%
Total	67895	10722	1983	1976 99.65%	7	0.35%

Statement of Votes Cast
 Lenawee County, MI
 2016 General Primary
 SOVC For Jurisdiction Wide, All Counters, All Races

Date:08/09/16
 Time:11:08:38
 Page:499 of 846

	DEM D65 Representative					
	Reg. Voters	Times Counted	Total Votes	Val Cochran Toops (DEM)	Bonnie Johnson (DEM)	Write-In Votes
Jurisdiction Wide						
City of Adrian, Precinct 1						
Polling	-	-	-	-	-	-
AVCB (if used)	-	-	-	-	-	-
Total	-	-	-	-	-	-
City of Adrian, Precinct 2						
Polling	-	-	-	-	-	-
AVCB (if used)	-	-	-	-	-	-
Total	-	-	-	-	-	-
City of Adrian, Precinct 3						
Polling	-	-	-	-	-	-
AVCB (if used)	-	-	-	-	-	-
Total	-	-	-	-	-	-
City of Adrian, Precinct 4						
Polling	-	-	-	-	-	-
AVCB (if used)	-	-	-	-	-	-
Total	-	-	-	-	-	-
City of Adrian, Precinct 5						
Polling	-	-	-	-	-	-
AVCB (if used)	-	-	-	-	-	-
Total	-	-	-	-	-	-
City of Adrian, Precinct 6						
Polling	-	-	-	-	-	-
AVCB (if used)	-	-	-	-	-	-
Total	-	-	-	-	-	-
City of Hudson, Precinct 1						
Polling	-	-	-	-	-	-
AVCB (if used)	-	-	-	-	-	-
Total	-	-	-	-	-	-
City of Morenci, Precinct 1						
Polling	-	-	-	-	-	-
AVCB (if used)	-	-	-	-	-	-
Total	-	-	-	-	-	-
City of Tecumseh, Precinct 1						
Polling	-	-	-	-	-	-
AVCB (if used)	-	-	-	-	-	-
Total	-	-	-	-	-	-
City of Tecumseh, Precinct 2						
Polling	-	-	-	-	-	-
AVCB (if used)	-	-	-	-	-	-
Total	-	-	-	-	-	-
City of Tecumseh, Precinct 3						
Polling	-	-	-	-	-	-
AVCB (if used)	-	-	-	-	-	-
Total	-	-	-	-	-	-
City of Tecumseh, Precinct 4						
Polling	-	-	-	-	-	-
AVCB (if used)	-	-	-	-	-	-
Total	-	-	-	-	-	-
Charter Township of Adrian, Precinct 1						
Polling	-	-	-	-	-	-
AVCB (if used)	-	-	-	-	-	-
Total	-	-	-	-	-	-
Charter Township of Adrian, Precinct 2						
Polling	-	-	-	-	-	-
AVCB (if used)	-	-	-	-	-	-
Total	-	-	-	-	-	-
Blissfield Township, Precinct 1						
Polling	-	-	-	-	-	-
AVCB (if used)	-	-	-	-	-	-
Total	-	-	-	-	-	-

Statement of Votes Cast
Lenawee County, MI
2016 General Primary

Date:08/09/16
Time:11:08:38
Page:500 of 846

SOVC For Jurisdiction Wide, All Counters, All Races

	DEM D65 Representative								
	Reg. Voters	Times Counted	Total Votes	Val Cochran Toops (DEM)		Bonnie Johnson (DEM)		Write-In Votes	
Blissfield Township, Precinct 2									
Polling	-	-	-	-	-	-	-	-	-
AVCB (if used)	-	-	-	-	-	-	-	-	-
Total	-	-	-	-	-	-	-	-	-
Cambridge Township, Precinct 1									
Polling	1709	227	28	3	10.71%	25	89.29%	0	0.00%
AVCB (if used)	1709	113	21	1	4.76%	20	95.24%	0	0.00%
Total	1709	340	49	4	8.16%	45	91.84%	0	0.00%
Cambridge Township, Precinct 2									
Polling	1552	163	35	5	14.29%	30	85.71%	0	0.00%
AVCB (if used)	1552	89	21	4	19.05%	17	80.95%	0	0.00%
Total	1552	252	56	9	16.07%	47	83.93%	0	0.00%
Cambridge Township, Precinct 3									
Polling	1223	132	21	3	14.29%	18	85.71%	0	0.00%
AVCB (if used)	1223	62	15	3	20.00%	12	80.00%	0	0.00%
Total	1223	194	36	6	16.67%	30	83.33%	0	0.00%
Clinton Township, Precinct 1									
Polling	-	-	-	-	-	-	-	-	-
AVCB (if used)	-	-	-	-	-	-	-	-	-
Total	-	-	-	-	-	-	-	-	-
Clinton Township, Precinct 2									
Polling	-	-	-	-	-	-	-	-	-
AVCB (if used)	-	-	-	-	-	-	-	-	-
Total	-	-	-	-	-	-	-	-	-
Deerfield Township, Precinct 1									
Polling	-	-	-	-	-	-	-	-	-
AVCB (if used)	-	-	-	-	-	-	-	-	-
Total	-	-	-	-	-	-	-	-	-
Dover Township, Precinct 1									
Polling	-	-	-	-	-	-	-	-	-
AVCB (if used)	-	-	-	-	-	-	-	-	-
Total	-	-	-	-	-	-	-	-	-
Fairfield Township, Precinct 1									
Polling	-	-	-	-	-	-	-	-	-
AVCB (if used)	-	-	-	-	-	-	-	-	-
Total	-	-	-	-	-	-	-	-	-
Franklin Township, Precinct 1									
Polling	-	-	-	-	-	-	-	-	-
AVCB (if used)	-	-	-	-	-	-	-	-	-
Total	-	-	-	-	-	-	-	-	-
Hudson Township, Precinct 1									
Polling	-	-	-	-	-	-	-	-	-
AVCB (if used)	-	-	-	-	-	-	-	-	-
Total	-	-	-	-	-	-	-	-	-
Macon Township, Precinct 1									
Polling	-	-	-	-	-	-	-	-	-
AVCB (if used)	-	-	-	-	-	-	-	-	-
Total	-	-	-	-	-	-	-	-	-
Charter Township of Madison, Precinct 1									
Polling	-	-	-	-	-	-	-	-	-
AVCB (if used)	-	-	-	-	-	-	-	-	-
Total	-	-	-	-	-	-	-	-	-
Charter Township of Madison, Precinct 2									
Polling	-	-	-	-	-	-	-	-	-
AVCB (if used)	-	-	-	-	-	-	-	-	-
Total	-	-	-	-	-	-	-	-	-
Charter Township of Madison, Precinct 3									
Polling	-	-	-	-	-	-	-	-	-
AVCB (if used)	-	-	-	-	-	-	-	-	-
Total	-	-	-	-	-	-	-	-	-
Medina Township, Precinct 1									

Statement of Votes Cast

Lenawee County, MI

2016 General Primary

SOVC For Jurisdiction Wide, All Counters, All Races

Date:08/09/16

Time:11:08:38

Page:501 of 846

	DEM D65 Representative								
	Reg. Voters	Times Counted	Total Votes	Val Cochran Toops (DEM)		Bonnie Johnson (DEM)		Write-In Votes	
Polling	-	-	-	-	-	-	-	-	-
AVCB (if used)	-	-	-	-	-	-	-	-	-
Total	-	-	-	-	-	-	-	-	-
Ogden Township, Precinct 1	-	-	-	-	-	-	-	-	-
Polling	-	-	-	-	-	-	-	-	-
AVCB (if used)	-	-	-	-	-	-	-	-	-
Total	-	-	-	-	-	-	-	-	-
Palmyra Township, Precinct 1	-	-	-	-	-	-	-	-	-
Polling	-	-	-	-	-	-	-	-	-
AVCB (if used)	-	-	-	-	-	-	-	-	-
Total	-	-	-	-	-	-	-	-	-
Charter Township of Raisin, Precinct 1	-	-	-	-	-	-	-	-	-
Polling	-	-	-	-	-	-	-	-	-
AVCB (if used)	-	-	-	-	-	-	-	-	-
Total	-	-	-	-	-	-	-	-	-
Charter Township of Raisin, Precinct 2	-	-	-	-	-	-	-	-	-
Polling	-	-	-	-	-	-	-	-	-
AVCB (if used)	-	-	-	-	-	-	-	-	-
Total	-	-	-	-	-	-	-	-	-
Ridgeway Township, Precinct 1	-	-	-	-	-	-	-	-	-
Polling	-	-	-	-	-	-	-	-	-
AVCB (if used)	-	-	-	-	-	-	-	-	-
Total	-	-	-	-	-	-	-	-	-
Riga Township, Precinct 1	-	-	-	-	-	-	-	-	-
Polling	-	-	-	-	-	-	-	-	-
AVCB (if used)	-	-	-	-	-	-	-	-	-
Total	-	-	-	-	-	-	-	-	-
Rollin Township, Precinct 1	-	-	-	-	-	-	-	-	-
Polling	-	-	-	-	-	-	-	-	-
AVCB (if used)	-	-	-	-	-	-	-	-	-
Total	-	-	-	-	-	-	-	-	-
Rome Township, Precinct 1	-	-	-	-	-	-	-	-	-
Polling	-	-	-	-	-	-	-	-	-
AVCB (if used)	-	-	-	-	-	-	-	-	-
Total	-	-	-	-	-	-	-	-	-
Seneca Township, Precinct 1	-	-	-	-	-	-	-	-	-
Polling	-	-	-	-	-	-	-	-	-
AVCB (if used)	-	-	-	-	-	-	-	-	-
Total	-	-	-	-	-	-	-	-	-
Tecumseh Township, Precinct 1	-	-	-	-	-	-	-	-	-
Polling	-	-	-	-	-	-	-	-	-
AVCB (if used)	-	-	-	-	-	-	-	-	-
Total	-	-	-	-	-	-	-	-	-
Woodstock Township, Precinct 1	-	-	-	-	-	-	-	-	-
Polling	-	-	-	-	-	-	-	-	-
AVCB (if used)	-	-	-	-	-	-	-	-	-
Total	-	-	-	-	-	-	-	-	-
Woodstock Township, Precinct 2	-	-	-	-	-	-	-	-	-
Polling	-	-	-	-	-	-	-	-	-
AVCB (if used)	-	-	-	-	-	-	-	-	-
Total	-	-	-	-	-	-	-	-	-
Total	-	-	-	-	-	-	-	-	-
Polling	4484	522	84	11	13.10%	73	86.90%	0	0.00%
AVCB (if used)	4484	264	57	8	14.04%	49	85.96%	0	0.00%
Total	4484	786	141	19	13.48%	122	86.52%	0	0.00%

Statement of Votes Cast
Lenawee County, MI
2016 General Primary
SOVC For Jurisdiction Wide, All Counters, All Races

Date:08/09/16
Time:11:08:54
Page:793 of 846

NP Judge 39th Circ Crt											
	Reg. Voters	Times Counted	Total Votes	Anna Marie Anzalone		Stanley M. Sala		Phillip Schaedler		Write-In Votes	
Jurisdiction Wide											
City of Adrian, Precinct 1											
Polling	2277	315	263	180	68.44%	42	15.97%	40	15.21%	1	0.38%
AVCB (if used)	2277	0	0	0	-	0	-	0	-	0	-
Total	2277	315	263	180	68.44%	42	15.97%	40	15.21%	1	0.38%
City of Adrian, Precinct 2											
Polling	2232	156	147	99	67.35%	24	16.33%	24	16.33%	0	0.00%
AVCB (if used)	2232	0	0	0	-	0	-	0	-	0	-
Total	2232	156	147	99	67.35%	24	16.33%	24	16.33%	0	0.00%
City of Adrian, Precinct 3											
Polling	2173	161	141	82	58.16%	37	26.24%	22	15.60%	0	0.00%
AVCB (if used)	2173	0	0	0	-	0	-	0	-	0	-
Total	2173	161	141	82	58.16%	37	26.24%	22	15.60%	0	0.00%
City of Adrian, Precinct 4											
Polling	2390	554	502	345	68.73%	93	18.53%	64	12.75%	0	0.00%
AVCB (if used)	2390	0	0	0	-	0	-	0	-	0	-
Total	2390	554	502	345	68.73%	93	18.53%	64	12.75%	0	0.00%
City of Adrian, Precinct 5											
Polling	2536	384	334	217	64.97%	55	16.47%	60	17.96%	2	0.60%
AVCB (if used)	2536	0	0	0	-	0	-	0	-	0	-
Total	2536	384	334	217	64.97%	55	16.47%	60	17.96%	2	0.60%
City of Adrian, Precinct 6											
Polling	2482	355	315	208	66.03%	46	14.60%	61	19.37%	0	0.00%
AVCB (if used)	2482	0	0	0	-	0	-	0	-	0	-
Total	2482	355	315	208	66.03%	46	14.60%	61	19.37%	0	0.00%
City of Hudson, Precinct 1											
Polling	1548	209	163	85	52.15%	43	26.38%	35	21.47%	0	0.00%
AVCB (if used)	1548	0	0	0	-	0	-	0	-	0	-
Total	1548	209	163	85	52.15%	43	26.38%	35	21.47%	0	0.00%
City of Morenci, Precinct 1											
Polling	1671	177	129	70	54.26%	26	20.16%	32	24.81%	1	0.78%
AVCB (if used)	1671	0	0	0	-	0	-	0	-	0	-
Total	1671	177	129	70	54.26%	26	20.16%	32	24.81%	1	0.78%
City of Tecumseh, Precinct 1											
Polling	1626	313	268	138	51.49%	46	17.16%	84	31.34%	0	0.00%
AVCB (if used)	1626	0	0	0	-	0	-	0	-	0	-
Total	1626	313	268	138	51.49%	46	17.16%	84	31.34%	0	0.00%
City of Tecumseh, Precinct 2											
Polling	1518	279	229	109	47.60%	39	17.03%	80	34.93%	1	0.44%
AVCB (if used)	1518	0	0	0	-	0	-	0	-	0	-
Total	1518	279	229	109	47.60%	39	17.03%	80	34.93%	1	0.44%
City of Tecumseh, Precinct 3											
Polling	1577	191	154	52	33.77%	47	30.52%	55	35.71%	0	0.00%
AVCB (if used)	1577	0	0	0	-	0	-	0	-	0	-
Total	1577	191	154	52	33.77%	47	30.52%	55	35.71%	0	0.00%
City of Tecumseh, Precinct 4											
Polling	1714	239	196	99	50.51%	37	18.88%	60	30.61%	0	0.00%
AVCB (if used)	1714	0	0	0	-	0	-	0	-	0	-
Total	1714	239	196	99	50.51%	37	18.88%	60	30.61%	0	0.00%
Charter Township of Adrian, Precinct 1											
Polling	2512	657	585	392	67.01%	99	16.92%	94	16.07%	0	0.00%
AVCB (if used)	2512	0	0	0	-	0	-	0	-	0	-
Total	2512	657	585	392	67.01%	99	16.92%	94	16.07%	0	0.00%
Charter Township of Adrian, Precinct 2											
Polling	2426	435	383	238	62.14%	77	20.10%	68	17.75%	0	0.00%
AVCB (if used)	2426	0	0	0	-	0	-	0	-	0	-
Total	2426	435	383	238	62.14%	77	20.10%	68	17.75%	0	0.00%
Blissfield Township, Precinct 1											
Polling	496	113	98	41	41.84%	19	19.39%	38	38.78%	0	0.00%
AVCB (if used)	496	0	0	0	-	0	-	0	-	0	-
Total	496	113	98	41	41.84%	19	19.39%	38	38.78%	0	0.00%

Date:08/09/16
Time:11:08:54
Page:794 of 846

	NP Judge 39th Circ Crt											
	Reg. Voters	Times Counted	Total Votes	Anna Marie Anzalone		Stanley M. Sala		Phillip Schaedler		Write-In Votes		
Blissfield Township, Precinct 2												
Polling	2413	427	361	143	39.61%	69	19.11%	148	41.00%	1	0.28%	
AVCB (if used)	2413	0	0	0	-	0	-	0	-	0	-	
Total	2413	427	361	143	39.61%	69	19.11%	148	41.00%	1	0.28%	
Cambridge Township, Precinct 1												
Polling	1709	227	194	100	51.55%	49	25.26%	45	23.20%	0	0.00%	
AVCB (if used)	1709	113	93	43	46.24%	25	26.88%	25	26.88%	0	0.00%	
Total	1709	340	287	143	49.83%	74	25.78%	70	24.39%	0	0.00%	
Cambridge Township, Precinct 2												
Polling	1552	163	147	68	46.26%	47	31.97%	31	21.09%	1	0.68%	
AVCB (if used)	1552	89	75	33	44.00%	24	32.00%	18	24.00%	0	0.00%	
Total	1552	252	222	101	45.50%	71	31.98%	49	22.07%	1	0.45%	
Cambridge Township, Precinct 3												
Polling	1223	132	106	57	53.77%	25	23.58%	24	22.64%	0	0.00%	
AVCB (if used)	1223	62	53	33	62.26%	14	26.42%	6	11.32%	0	0.00%	
Total	1223	194	159	90	56.60%	39	24.53%	30	18.87%	0	0.00%	
Clinton Township, Precinct 1												
Polling	990	97	77	40	51.95%	13	16.88%	24	31.17%	0	0.00%	
AVCB (if used)	990	36	29	15	51.72%	3	10.34%	11	37.93%	0	0.00%	
Total	990	133	106	55	51.89%	16	15.09%	35	33.02%	0	0.00%	
Clinton Township, Precinct 2												
Polling	1792	136	120	65	54.17%	29	24.17%	26	21.67%	0	0.00%	
AVCB (if used)	1792	50	35	18	51.43%	6	17.14%	11	31.43%	0	0.00%	
Total	1792	186	155	83	53.55%	35	22.58%	37	23.87%	0	0.00%	
Deerfield Township, Precinct 1												
Polling	1097	134	106	50	47.17%	23	21.70%	33	31.13%	0	0.00%	
AVCB (if used)	1097	0	0	0	-	0	-	0	-	0	-	
Total	1097	134	106	50	47.17%	23	21.70%	33	31.13%	0	0.00%	
Dover Township, Precinct 1												
Polling	1237	201	151	86	56.95%	32	21.19%	32	21.19%	1	0.66%	
AVCB (if used)	1237	0	0	0	-	0	-	0	-	0	-	
Total	1237	201	151	86	56.95%	32	21.19%	32	21.19%	1	0.66%	
Fairfield Township, Precinct 1												
Polling	1280	198	178	96	53.93%	48	26.97%	34	19.10%	0	0.00%	
AVCB (if used)	1280	0	0	0	-	0	-	0	-	0	-	
Total	1280	198	178	96	53.93%	48	26.97%	34	19.10%	0	0.00%	
Franklin Township, Precinct 1												
Polling	2371	350	275	125	45.45%	81	29.45%	69	25.09%	0	0.00%	
AVCB (if used)	2371	0	0	0	-	0	-	0	-	0	-	
Total	2371	350	275	125	45.45%	81	29.45%	69	25.09%	0	0.00%	
Hudson Township, Precinct 1												
Polling	1223	191	160	72	45.00%	46	28.75%	41	25.63%	1	0.63%	
AVCB (if used)	1223	0	0	0	-	0	-	0	-	0	-	
Total	1223	191	160	72	45.00%	46	28.75%	41	25.63%	1	0.63%	
Macon Township, Precinct 1												
Polling	1061	192	169	89	52.66%	31	18.34%	49	28.99%	0	0.00%	
AVCB (if used)	1061	0	0	0	-	0	-	0	-	0	-	
Total	1061	192	169	89	52.66%	31	18.34%	49	28.99%	0	0.00%	
Charter Township of Madison, Precinct 1												
Polling	1964	233	175	110	62.86%	32	18.29%	32	18.29%	1	0.57%	
AVCB (if used)	1964	0	0	0	-	0	-	0	-	0	-	
Total	1964	233	175	110	62.86%	32	18.29%	32	18.29%	1	0.57%	
Charter Township of Madison, Precinct 2												
Polling	1470	367	307	175	57.00%	79	25.73%	49	15.96%	4	1.30%	
AVCB (if used)	1470	0	0	0	-	0	-	0	-	0	-	
Total	1470	367	307	175	57.00%	79	25.73%	49	15.96%	4	1.30%	
Charter Township of Madison, Precinct 3												
Polling	1304	314	245	155	63.27%	44	17.96%	46	18.78%	0	0.00%	
AVCB (if used)	1304	0	0	0	-	0	-	0	-	0	-	
Total	1304	314	245	155	63.27%	44	17.96%	46	18.78%	0	0.00%	
Medina Township, Precinct 1												

Statement of Votes Cast

Lenawee County, MI

2016 General Primary

SOVC For Jurisdiction Wide, All Counters, All Races

Date:08/09/16

Time:11:08:54

Page:795 of 846

NP Judge 39th Circ Crt

	Reg. Voters	Times Counted	Total Votes	Anna Marie Anzalone	Stanley M. Sala	Phillip Schaedler	Write-In Votes
Polling	868	104	87	50 57.47%	18 20.69%	19 21.84%	0 0.00%
AVCB (if used)	868	0	0	0 -	0 -	0 -	0 -
Total	868	104	87	50 57.47%	18 20.69%	19 21.84%	0 0.00%
Ogden Township, Precinct 1							
Polling	745	127	104	61 58.65%	17 16.35%	26 25.00%	0 0.00%
AVCB (if used)	745	0	0	0 -	0 -	0 -	0 -
Total	745	127	104	61 58.65%	17 16.35%	26 25.00%	0 0.00%
Palmyra Township, Precinct 1							
Polling	1645	277	230	98 42.61%	51 22.17%	80 34.78%	1 0.43%
AVCB (if used)	1645	0	0	0 -	0 -	0 -	0 -
Total	1645	277	230	98 42.61%	51 22.17%	80 34.78%	1 0.43%
Charter Township of Raisin, Precinct 1							
Polling	3161	299	244	107 43.85%	58 23.77%	78 31.97%	1 0.41%
AVCB (if used)	3161	110	75	33 44.00%	21 28.00%	21 28.00%	0 0.00%
Total	3161	409	319	140 43.89%	79 24.76%	99 31.03%	1 0.31%
Charter Township of Raisin, Precinct 2							
Polling	2651	248	198	92 46.46%	48 24.24%	57 28.79%	1 0.51%
AVCB (if used)	2651	101	73	40 54.79%	15 20.55%	18 24.66%	0 0.00%
Total	2651	349	271	132 48.71%	63 23.25%	75 27.68%	1 0.37%
Ridgeway Township, Precinct 1							
Polling	1121	166	124	58 46.77%	31 25.00%	35 28.23%	0 0.00%
AVCB (if used)	1121	0	0	0 -	0 -	0 -	0 -
Total	1121	166	124	58 46.77%	31 25.00%	35 28.23%	0 0.00%
Riga Township, Precinct 1							
Polling	1086	149	108	34 31.48%	20 18.52%	54 50.00%	0 0.00%
AVCB (if used)	1086	0	0	0 -	0 -	0 -	0 -
Total	1086	149	108	34 31.48%	20 18.52%	54 50.00%	0 0.00%
Rollin Township, Precinct 1							
Polling	2409	580	468	233 49.79%	139 29.70%	93 19.87%	3 0.64%
AVCB (if used)	2409	0	0	0 -	0 -	0 -	0 -
Total	2409	580	468	233 49.79%	139 29.70%	93 19.87%	3 0.64%
Rome Township, Precinct 1							
Polling	1360	289	220	115 52.27%	39 17.73%	66 30.00%	0 0.00%
AVCB (if used)	1360	0	0	0 -	0 -	0 -	0 -
Total	1360	289	220	115 52.27%	39 17.73%	66 30.00%	0 0.00%
Seneca Township, Precinct 1							
Polling	852	118	88	48 54.55%	20 22.73%	20 22.73%	0 0.00%
AVCB (if used)	852	0	0	0 -	0 -	0 -	0 -
Total	852	118	88	48 54.55%	20 22.73%	20 22.73%	0 0.00%
Tecumseh Township, Precinct 1							
Polling	1710	228	190	88 46.32%	46 24.21%	56 29.47%	0 0.00%
AVCB (if used)	1710	0	0	0 -	0 -	0 -	0 -
Total	1710	228	190	88 46.32%	46 24.21%	56 29.47%	0 0.00%
Woodstock Township, Precinct 1							
Polling	1909	328	204	77 37.75%	67 32.84%	59 28.92%	1 0.49%
AVCB (if used)	1909	0	0	0 -	0 -	0 -	0 -
Total	1909	328	204	77 37.75%	67 32.84%	59 28.92%	1 0.49%
Woodstock Township, Precinct 2							
Polling	998	134	74	43 58.11%	14 18.92%	16 21.62%	1 1.35%
AVCB (if used)	998	0	0	0 -	0 -	0 -	0 -
Total	998	134	74	43 58.11%	14 18.92%	16 21.62%	1 1.35%
Total							
Polling	72379	10947	9017	4890 54.23%	1946 21.58%	2159 23.94%	22 0.24%
AVCB (if used)	72379	561	433	215 49.65%	108 24.94%	110 25.40%	0 0.00%
Total	72379	11508	9450	5105 54.02%	2054 21.74%	2269 24.01%	22 0.23%

LIVINGSTON COUNTY BOARD OF CANVASSERS
STATEMENT OF VOTES CAST REPORT
AUGUST 2, 2016 PRIMARY ELECTION
OFFICIAL RESULTS

Date:08/09/16
Time:13:05:25
Page:1 of 770

	TURN OUT			Rep 8th Representative in Congress				
	Reg. Voters	Cards Cast	% Turnout	Reg. Voters	Times Counted	Total Votes	Mike Bishop (Rep)	Write-In Votes
Jurisdiction Wide								
Brighton City, Precinct 1								
Polling	1770	136	7.68%	1770	136	77	76	1
Absentee	1770	174	9.83%	1770	174	104	104	0
Total	1770	310	17.51%	1770	310	181	180	1
Brighton City, Precinct 2								
Polling	1405	118	8.40%	1405	118	71	71	0
Absentee	1405	161	11.46%	1405	161	98	98	0
Total	1405	279	19.86%	1405	279	169	169	0
Brighton City, Precinct 3								
Polling	1596	162	10.15%	1596	162	98	96	2
Absentee	1596	234	14.66%	1596	234	131	130	1
Total	1596	396	24.81%	1596	396	229	226	3
Brighton City, Precinct 4								
Polling	1105	86	7.78%	1105	86	55	55	0
Absentee	1105	287	25.97%	1105	287	205	205	0
Total	1105	373	33.76%	1105	373	260	260	0
Howell City, Precinct 1								
Polling	2339	182	7.78%	2339	182	121	121	0
Absentee	2339	161	6.88%	2339	161	120	119	1
Total	2339	343	14.66%	2339	343	241	240	1
Howell City, Precinct 2								
Polling	2108	143	6.78%	2108	143	87	87	0
Absentee	2108	91	4.32%	2108	91	48	48	0
Total	2108	234	11.10%	2108	234	135	135	0
Howell City, Precinct 3								
Polling	2478	215	8.68%	2478	215	144	142	2
Absentee	2478	172	6.94%	2478	172	134	134	0
Total	2478	387	15.62%	2478	387	278	276	2
Brighton Charter Township, Precinct 1								
Polling	1746	191	10.94%	1746	191	129	129	0
Absentee	1746	250	14.32%	1746	250	173	172	1
Total	1746	441	25.26%	1746	441	302	301	1
Brighton Charter Township, Precinct 2								
Polling	1494	114	7.63%	1494	114	78	78	0
Absentee	1494	102	6.83%	1494	102	60	60	0
Total	1494	216	14.46%	1494	216	138	138	0
Brighton Charter Township, Precinct 3								
Polling	1627	160	9.83%	1627	160	110	110	0
Absentee	1627	239	14.69%	1627	239	151	150	1
Total	1627	399	24.52%	1627	399	261	260	1
Brighton Charter Township, Precinct 4								
Polling	1421	134	9.43%	1421	134	101	100	1
Absentee	1421	148	10.42%	1421	148	93	93	0
Total	1421	282	19.85%	1421	282	194	193	1
Brighton Charter Township, Precinct 5								
Polling	996	92	9.24%	996	92	65	63	2
Absentee	996	52	5.22%	996	52	36	36	0
Total	996	144	14.46%	996	144	101	99	2
Brighton Charter Township, Precinct 6								
Polling	2071	164	7.92%	2071	164	113	112	1

RECEIVED
 AUG 12 2016
 12:41:03
 ELECTRONIC GREAT SEAL

LIVINGSTON COUNTY BOARD OF CANVASSERS
STATEMENT OF VOTES CAST REPORT
AUGUST 2, 2016 PRIMARY ELECTION
OFFICIAL RESULTS

Date:08/09/16
Time:13:05:25
Page:2 of 770

	TURN OUT			Rep 8th Representative in Congress				
	Reg. Voters	Cards Cast	% Turnout	Reg. Voters	Times Counted	Total Votes	Mike Bishop (Rep)	Write-In Votes
Absentee	2071	202	9.75%	2071	202	131	131	0
Total	2071	366	17.67%	2071	366	244	243	1
Brighton Charter Township, Precinct 7								
Polling	1785	87	4.87%	1785	87	64	64	0
Absentee	1785	206	11.54%	1785	206	123	121	2
Total	1785	293	16.41%	1785	293	187	185	2
Brighton Charter Township, Precinct 8								
Polling	1221	119	9.75%	1221	119	76	76	0
Absentee	1221	157	12.86%	1221	157	122	119	3
Total	1221	276	22.60%	1221	276	198	195	3
Brighton Charter Township, Precinct 9								
Polling	2439	263	10.78%	2439	263	172	170	2
Absentee	2439	286	11.73%	2439	286	187	187	0
Total	2439	549	22.51%	2439	549	359	357	2
Cohoctah Township, Precinct 1								
Polling	2543	576	22.65%	2543	576	430	425	5
Absentee	2543	0	0.00%	2543	0	0	0	0
Total	2543	576	22.65%	2543	576	430	425	5
Conway Township, Precinct 1								
Polling	2505	399	15.93%	2505	399	305	303	2
Absentee	2505	150	5.99%	2505	150	105	105	0
Total	2505	549	21.92%	2505	549	410	408	2
Deerfield Township, Precinct 1								
Polling	1576	248	15.74%	1576	248	167	167	0
Absentee	1576	0	0.00%	1576	0	0	0	0
Total	1576	248	15.74%	1576	248	167	167	0
Deerfield Township, Precinct 2								
Polling	1714	305	17.79%	1714	305	239	237	2
Absentee	1714	0	0.00%	1714	0	0	0	0
Total	1714	305	17.79%	1714	305	239	237	2
Genoa Charter Township, Precinct 1								
Polling	1827	115	6.29%	1827	115	86	86	0
Absentee	1827	166	9.09%	1827	166	102	102	0
Total	1827	281	15.38%	1827	281	188	188	0
Genoa Charter Township, Precinct 2								
Polling	902	58	6.43%	902	58	29	29	0
Absentee	902	68	7.54%	902	68	36	36	0
Total	902	126	13.97%	902	126	65	65	0
Genoa Charter Township, Precinct 3								
Polling	1784	146	8.18%	1784	146	101	101	0
Absentee	1784	203	11.38%	1784	203	130	130	0
Total	1784	349	19.56%	1784	349	231	231	0
Genoa Charter Township, Precinct 4								
Polling	1374	210	15.28%	1374	210	158	158	0
Absentee	1374	191	13.90%	1374	191	124	123	1
Total	1374	401	29.18%	1374	401	282	281	1
Genoa Charter Township, Precinct 5								
Polling	978	138	14.11%	978	138	100	100	0
Absentee	978	108	11.04%	978	108	73	73	0
Total	978	246	25.15%	978	246	173	173	0
Genoa Charter Township, Precinct 6								

LIVINGSTON COUNTY BOARD OF CANVASSERS
STATEMENT OF VOTES CAST REPORT
AUGUST 2, 2016 PRIMARY ELECTION
OFFICIAL RESULTS

Date:08/09/16
Time:13:05:25
Page:3 of 770

	TURN OUT			Rep 8th Representative in Congress				
	Reg. Voters	Cards Cast	% Turnout	Reg. Voters	Times Counted	Total Votes	Mike Bishop (Rep)	Write-In Votes
Polling	2219	235	10.59%	2219	235	181	181	0
Absentee	2219	517	23.30%	2219	517	374	373	1
Total	2219	752	33.89%	2219	752	555	554	1
Genoa Charter Township, Precinct 7								
Polling	873	112	12.83%	873	112	91	89	2
Absentee	873	154	17.64%	873	154	96	96	0
Total	873	266	30.47%	873	266	187	185	2
Genoa Charter Township, Precinct 8								
Polling	1300	173	13.31%	1300	173	143	143	0
Absentee	1300	270	20.77%	1300	270	217	217	0
Total	1300	443	34.08%	1300	443	360	360	0
Genoa Charter Township, Precinct 9								
Polling	1499	104	6.94%	1499	104	82	81	1
Absentee	1499	218	14.54%	1499	218	141	141	0
Total	1499	322	21.48%	1499	322	223	222	1
Genoa Charter Township, Precinct 10								
Polling	1419	111	7.82%	1419	111	85	85	0
Absentee	1419	255	17.97%	1419	255	188	188	0
Total	1419	366	25.79%	1419	366	273	273	0
Genoa Charter Township, Precinct 11								
Polling	688	53	7.70%	688	53	39	39	0
Absentee	688	69	10.03%	688	69	41	41	0
Total	688	122	17.73%	688	122	80	80	0
Genoa Charter Township, Precinct 12								
Polling	134	19	14.18%	134	19	16	16	0
Absentee	134	14	10.45%	134	14	14	14	0
Total	134	33	24.63%	134	33	30	30	0
Genoa Charter Township, Precinct 13								
Polling	731	44	6.02%	731	44	30	28	2
Absentee	731	115	15.73%	731	115	68	68	0
Total	731	159	21.75%	731	159	98	96	2
Green Oak Charter Township, Precinct 1								
Polling	1951	86	4.41%	1951	86	54	54	0
Absentee	1951	187	9.58%	1951	187	121	121	0
Total	1951	273	13.99%	1951	273	175	175	0
Green Oak Charter Township, Precinct 2								
Polling	1603	153	9.54%	1603	153	104	104	0
Absentee	1603	152	9.48%	1603	152	103	103	0
Total	1603	305	19.03%	1603	305	207	207	0
Green Oak Charter Township, Precinct 3								
Polling	2003	170	8.49%	2003	170	101	101	0
Absentee	2003	186	9.29%	2003	186	122	122	0
Total	2003	356	17.77%	2003	356	223	223	0
Green Oak Charter Township, Precinct 4								
Polling	2021	149	7.37%	2021	149	105	105	0
Absentee	2021	231	11.43%	2021	231	148	148	0
Total	2021	380	18.80%	2021	380	253	253	0
Green Oak Charter Township, Precinct 5								
Polling	1637	153	9.35%	1637	153	113	112	1
Absentee	1637	242	14.78%	1637	242	165	165	0
Total	1637	395	24.13%	1637	395	278	277	1

LIVINGSTON COUNTY BOARD OF CANVASSERS
STATEMENT OF VOTES CAST REPORT
AUGUST 2, 2016 PRIMARY ELECTION
OFFICIAL RESULTS

Date:08/09/16
Time:13:05:25
Page:4 of 770

	TURN OUT			Rep 8th Representative in Congress				
	Reg. Voters	Cards Cast	% Turnout	Reg. Voters	Times Counted	Total Votes	Mike Bishop (Rep)	Write-In Votes
Green Oak Charter Township, Precinct 6								
Polling	1902	89	4.68%	1902	89	57	57	0
Absentee	1902	344	18.09%	1902	344	220	220	0
Total	1902	433	22.77%	1902	433	277	277	0
Green Oak Charter Township, Precinct 7								
Polling	1067	77	7.22%	1067	77	54	52	2
Absentee	1067	125	11.72%	1067	125	72	72	0
Total	1067	202	18.93%	1067	202	126	124	2
Green Oak Charter Township, Precinct 8								
Polling	1416	110	7.77%	1416	110	81	81	0
Absentee	1416	160	11.30%	1416	160	108	108	0
Total	1416	270	19.07%	1416	270	189	189	0
Green Oak Charter Township, Precinct 9								
Polling	1061	66	6.22%	1061	66	51	51	0
Absentee	1061	164	15.46%	1061	164	100	100	0
Total	1061	230	21.68%	1061	230	151	151	0
Hamburg Township, Precinct 1								
Polling	2740	254	9.27%	2740	254	162	161	1
Absentee	2740	193	7.04%	2740	193	118	118	0
Total	2740	447	16.31%	2740	447	280	279	1
Hamburg Township, Precinct 2								
Polling	2026	280	13.82%	2026	280	184	183	1
Absentee	2026	160	7.90%	2026	160	91	91	0
Total	2026	440	21.72%	2026	440	275	274	1
Hamburg Township, Precinct 3								
Polling	2390	270	11.30%	2390	270	171	170	1
Absentee	2390	219	9.16%	2390	219	115	115	0
Total	2390	489	20.46%	2390	489	286	285	1
Hamburg Township, Precinct 4								
Polling	2034	299	14.70%	2034	299	185	182	3
Absentee	2034	196	9.64%	2034	196	111	111	0
Total	2034	495	24.34%	2034	495	296	293	3
Hamburg Township, Precinct 5								
Polling	1933	216	11.17%	1933	216	146	146	0
Absentee	1933	187	9.67%	1933	187	108	108	0
Total	1933	403	20.85%	1933	403	254	254	0
Hamburg Township, Precinct 6								
Polling	2616	253	9.67%	2616	253	165	165	0
Absentee	2616	329	12.58%	2616	329	188	188	0
Total	2616	582	22.25%	2616	582	353	353	0
Hamburg Township, Precinct 7								
Polling	1516	219	14.45%	1516	219	129	127	2
Absentee	1516	183	12.07%	1516	183	104	103	1
Total	1516	402	26.52%	1516	402	233	230	3
Hamburg Township, Precinct 8								
Polling	1326	212	15.99%	1326	212	125	125	0
Absentee	1326	108	8.14%	1326	108	71	71	0
Total	1326	320	24.13%	1326	320	196	196	0
Handy Township, Precinct 1								
Polling	1492	147	9.85%	1492	147	108	107	1
Absentee	1492	71	4.76%	1492	71	47	47	0

LIVINGSTON COUNTY BOARD OF CANVASSERS
STATEMENT OF VOTES CAST REPORT
AUGUST 2, 2016 PRIMARY ELECTION
OFFICIAL RESULTS

Date:08/09/16
Time:13:05:25
Page:5 of 770

	TURN OUT			Rep 8th Representative in Congress				
	Reg. Voters	Cards Cast	% Turnout	Reg. Voters	Times Counted	Total Votes	Mike Bishop (Rep)	Write-In Votes
Total	1492	218	14.61%	1492	218	155	154	1
Handy Township, Precinct 2								
Polling	2023	196	9.69%	2023	196	146	146	0
Absentee	2023	101	4.99%	2023	101	75	75	0
Total	2023	297	14.68%	2023	297	221	221	0
Handy Township, Precinct 3								
Polling	2353	253	10.75%	2353	253	194	194	0
Absentee	2353	92	3.91%	2353	92	75	75	0
Total	2353	345	14.66%	2353	345	269	269	0
Hartland Township, Precinct 1								
Polling	2231	164	7.35%	2231	164	120	119	1
Absentee	2231	249	11.16%	2231	249	177	177	0
Total	2231	413	18.51%	2231	413	297	296	1
Hartland Township, Precinct 2								
Polling	2383	141	5.92%	2383	141	100	97	3
Absentee	2383	105	4.41%	2383	105	77	77	0
Total	2383	246	10.32%	2383	246	177	174	3
Hartland Township, Precinct 3								
Polling	2640	144	5.45%	2640	144	103	103	0
Absentee	2640	231	8.75%	2640	231	155	154	1
Total	2640	375	14.20%	2640	375	258	257	1
Hartland Township, Precinct 4								
Polling	2119	154	7.27%	2119	154	115	114	1
Absentee	2119	156	7.36%	2119	156	106	104	2
Total	2119	310	14.63%	2119	310	221	218	3
Hartland Township, Precinct 5								
Polling	1627	97	5.96%	1627	97	67	67	0
Absentee	1627	131	8.05%	1627	131	86	86	0
Total	1627	228	14.01%	1627	228	153	153	0
Howell Township, Precinct 1								
Polling	1867	143	7.66%	1867	143	103	102	1
Absentee	1867	228	12.21%	1867	228	160	159	1
Total	1867	371	19.87%	1867	371	263	261	2
Howell Township, Precinct 2								
Polling	1848	167	9.04%	1848	167	121	121	0
Absentee	1848	188	10.17%	1848	188	124	124	0
Total	1848	355	19.21%	1848	355	245	245	0
Howell Township, Precinct 3								
Polling	1659	74	4.46%	1659	74	54	54	0
Absentee	1659	155	9.34%	1659	155	94	94	0
Total	1659	229	13.80%	1659	229	148	148	0
Iosco Township, Precinct 1								
Polling	1258	232	18.44%	1258	232	186	186	0
Absentee	1258	0	0.00%	1258	0	0	0	0
Total	1258	232	18.44%	1258	232	186	186	0
Iosco Township, Precinct 2								
Polling	1625	297	18.28%	1625	297	215	215	0
Absentee	1625	0	0.00%	1625	0	0	0	0
Total	1625	297	18.28%	1625	297	215	215	0
Marion Township, Precinct 1								
Polling	2158	199	9.22%	2158	199	155	155	0

LIVINGSTON COUNTY BOARD OF CANVASSERS
STATEMENT OF VOTES CAST REPORT
AUGUST 2, 2016 PRIMARY ELECTION
OFFICIAL RESULTS

Date:08/09/16
Time:13:05:25
Page:6 of 770

	TURN OUT			Rep 8th Representative in Congress				
	Reg. Voters	Cards Cast	% Turnout	Reg. Voters	Times Counted	Total Votes	Mike Bishop (Rep)	Write-In Votes
Absentee	2158	276	12.79%	2158	276	202	200	2
Total	2158	475	22.01%	2158	475	357	355	2
Marion Township, Precinct 2								
Polling	2210	188	8.51%	2210	188	148	146	2
Absentee	2210	321	14.52%	2210	321	243	242	1
Total	2210	509	23.03%	2210	509	391	388	3
Marion Township, Precinct 3								
Polling	1520	118	7.76%	1520	118	94	94	0
Absentee	1520	273	17.96%	1520	273	198	198	0
Total	1520	391	25.72%	1520	391	292	292	0
Marion Township, Precinct 4								
Polling	2105	237	11.26%	2105	237	199	197	2
Absentee	2105	334	15.87%	2105	334	214	214	0
Total	2105	571	27.13%	2105	571	413	411	2
Oceola Township, Precinct 1								
Polling	2252	151	6.71%	2252	151	113	113	0
Absentee	2252	330	14.65%	2252	330	237	237	0
Total	2252	481	21.36%	2252	481	350	350	0
Oceola Township, Precinct 2								
Polling	2401	162	6.75%	2401	162	120	119	1
Absentee	2401	266	11.08%	2401	266	153	153	0
Total	2401	428	17.83%	2401	428	273	272	1
Oceola Township, Precinct 3								
Polling	2480	121	4.88%	2480	121	89	89	0
Absentee	2480	258	10.40%	2480	258	167	167	0
Total	2480	379	15.28%	2480	379	256	256	0
Oceola Township, Precinct 4								
Polling	1706	92	5.39%	1706	92	61	61	0
Absentee	1706	185	10.84%	1706	185	128	128	0
Total	1706	277	16.24%	1706	277	189	189	0
Oceola Township, Precinct 5								
Polling	954	52	5.45%	954	52	36	36	0
Absentee	954	220	23.06%	954	220	170	170	0
Total	954	272	28.51%	954	272	206	206	0
Putnam Township, Precinct 1								
Polling	1338	210	15.70%	1338	210	145	145	0
Absentee	1338	167	12.48%	1338	167	89	89	0
Total	1338	377	28.18%	1338	377	234	234	0
Putnam Township, Precinct 2								
Polling	1908	252	13.21%	1908	252	182	181	1
Absentee	1908	287	15.04%	1908	287	185	185	0
Total	1908	539	28.25%	1908	539	367	366	1
Putnam Township, Precinct 3								
Polling	1600	167	10.44%	1600	167	112	112	0
Absentee	1600	142	8.88%	1600	142	86	86	0
Total	1600	309	19.31%	1600	309	198	198	0
Putnam Township, Precinct 4								
Polling	1226	140	11.42%	1226	140	104	102	2
Absentee	1226	207	16.88%	1226	207	133	132	1
Total	1226	347	28.30%	1226	347	237	234	3
Tyrone Township, Precinct 1								

LIVINGSTON COUNTY BOARD OF CANVASSERS
STATEMENT OF VOTES CAST REPORT
AUGUST 2, 2016 PRIMARY ELECTION
OFFICIAL RESULTS

Date:08/09/16
Time:13:05:25
Page:7 of 770

	TURN OUT			Rep 8th Representative in Congress				
	Reg. Voters	Cards Cast	% Turnout	Reg. Voters	Times Counted	Total Votes	Mike Bishop (Rep)	Write-In Votes
Polling	2284	164	7.18%	2284	164	119	119	0
Absentee	2284	178	7.79%	2284	178	113	113	0
Total	2284	342	14.97%	2284	342	232	232	0
Tyrone Township, Precinct 2								
Polling	2261	128	5.66%	2261	128	86	86	0
Absentee	2261	222	9.82%	2261	222	125	125	0
Total	2261	350	15.48%	2261	350	211	211	0
Tyrone Township, Precinct 3								
Polling	2136	156	7.30%	2136	156	114	114	0
Absentee	2136	219	10.25%	2136	219	139	139	0
Total	2136	375	17.56%	2136	375	253	253	0
Tyrone Township, Precinct 4								
Polling	1826	106	5.81%	1826	106	84	84	0
Absentee	1826	147	8.05%	1826	147	99	99	0
Total	1826	253	13.86%	1826	253	183	183	0
Unadilla Township, Precinct 1								
Polling	2500	366	14.64%	2500	366	236	235	1
Absentee	2500	0	0.00%	2500	0	0	0	0
Total	2500	366	14.64%	2500	366	236	235	1
Total								
Polling	142899	13686	9.58%	142899	13686	9659	9607	52
Absentee	142899	14525	10.16%	142899	14525	9547	9527	20
Total	142899	28211	19.74%	142899	28211	19206	19134	72

LIVINGSTON COUNTY BOARD OF CANVASSERS
STATEMENT OF VOTES CAST REPORT
AUGUST 2, 2016 PRIMARY ELECTION
OFFICIAL RESULTS

Date:08/09/16
Time:13:05:25
Page:8 of 770

	Rep 42nd State Representative					Rep 47th State Representative				
	Reg. Voters	Times Counted	Total Votes	Lana L. Theis (Rep)	Write-In Votes	Reg. Voters	Times Counted	Total Votes	Hank Vaupel (Rep)	Write-In Votes
Jurisdiction Wide										
Brighton City, Precinct 1										
Polling	1770	136	74	73	1	-	-	-	-	-
Absentee	1770	174	98	97	1	-	-	-	-	-
Total	1770	310	172	170	2	-	-	-	-	-
Brighton City, Precinct 2										
Polling	1405	118	69	69	0	-	-	-	-	-
Absentee	1405	161	98	98	0	-	-	-	-	-
Total	1405	279	167	167	0	-	-	-	-	-
Brighton City, Precinct 3										
Polling	1596	162	98	98	0	-	-	-	-	-
Absentee	1596	234	124	123	1	-	-	-	-	-
Total	1596	396	222	221	1	-	-	-	-	-
Brighton City, Precinct 4										
Polling	1105	86	52	52	0	-	-	-	-	-
Absentee	1105	287	195	195	0	-	-	-	-	-
Total	1105	373	247	247	0	-	-	-	-	-
Howell City, Precinct 1										
Polling	-	-	-	-	-	2339	182	124	124	0
Absentee	-	-	-	-	-	2339	161	120	120	0
Total	-	-	-	-	-	2339	343	244	244	0
Howell City, Precinct 2										
Polling	-	-	-	-	-	2108	143	88	87	1
Absentee	-	-	-	-	-	2108	91	49	49	0
Total	-	-	-	-	-	2108	234	137	136	1
Howell City, Precinct 3										
Polling	-	-	-	-	-	2478	215	146	145	1
Absentee	-	-	-	-	-	2478	172	134	134	0
Total	-	-	-	-	-	2478	387	280	279	1
Brighton Charter Township, Precinct 1										
Polling	1746	191	130	128	2	-	-	-	-	-
Absentee	1746	250	169	169	0	-	-	-	-	-
Total	1746	441	299	297	2	-	-	-	-	-
Brighton Charter Township, Precinct 2										
Polling	1494	114	80	80	0	-	-	-	-	-
Absentee	1494	102	59	59	0	-	-	-	-	-
Total	1494	216	139	139	0	-	-	-	-	-
Brighton Charter Township, Precinct 3										
Polling	1627	160	112	112	0	-	-	-	-	-
Absentee	1627	239	147	147	0	-	-	-	-	-
Total	1627	399	259	259	0	-	-	-	-	-
Brighton Charter Township, Precinct 4										
Polling	1421	134	98	97	1	-	-	-	-	-
Absentee	1421	148	82	80	2	-	-	-	-	-
Total	1421	282	180	177	3	-	-	-	-	-
Brighton Charter Township, Precinct 5										
Polling	996	92	60	59	1	-	-	-	-	-
Absentee	996	52	36	35	1	-	-	-	-	-
Total	996	144	96	94	2	-	-	-	-	-
Brighton Charter Township, Precinct 6										
Polling	2071	164	108	107	1	-	-	-	-	-

Date:08/09/16
Time:13:05:25
Page:9 of 770

[illegible]

LIVINGSTON COUNTY BOARD OF CANVASSERS
STATEMENT OF VOTES CAST REPORT
AUGUST 2, 2016 PRIMARY ELECTION
OFFICIAL RESULTS

Date:08/09/16
Time:13:05:25
Page:10 of 770

	Rep 42nd State Representative					Rep 47th State Representative				
	Reg. Voters	Times Counted	Total Votes	Lana L. Theis (Rep)	Write-In Votes	Reg. Voters	Times Counted	Total Votes	Hank Vaupel (Rep)	Write-In Votes
Polling	2219	235	179	178	1	-	-	-	-	-
Absentee	2219	517	369	369	0	-	-	-	-	-
Total	2219	752	548	547	1	-	-	-	-	-
Genoa Charter Township, Precinct 7										
Polling	873	112	89	87	2	-	-	-	-	-
Absentee	873	154	96	95	1	-	-	-	-	-
Total	873	266	185	182	3	-	-	-	-	-
Genoa Charter Township, Precinct 8										
Polling	1300	173	137	137	0	-	-	-	-	-
Absentee	1300	270	212	212	0	-	-	-	-	-
Total	1300	443	349	349	0	-	-	-	-	-
Genoa Charter Township, Precinct 9										
Polling	1499	104	76	76	0	-	-	-	-	-
Absentee	1499	218	135	135	0	-	-	-	-	-
Total	1499	322	211	211	0	-	-	-	-	-
Genoa Charter Township, Precinct 10										
Polling	1419	111	84	83	1	-	-	-	-	-
Absentee	1419	255	186	186	0	-	-	-	-	-
Total	1419	366	270	269	1	-	-	-	-	-
Genoa Charter Township, Precinct 11										
Polling	688	53	35	35	0	-	-	-	-	-
Absentee	688	69	38	38	0	-	-	-	-	-
Total	688	122	73	73	0	-	-	-	-	-
Genoa Charter Township, Precinct 12										
Polling	134	19	16	16	0	-	-	-	-	-
Absentee	134	14	14	14	0	-	-	-	-	-
Total	134	33	30	30	0	-	-	-	-	-
Genoa Charter Township, Precinct 13										
Polling	731	44	29	26	3	-	-	-	-	-
Absentee	731	115	68	68	0	-	-	-	-	-
Total	731	159	97	94	3	-	-	-	-	-
Green Oak Charter Township, Precinct 1										
Polling	1951	86	52	52	0	-	-	-	-	-
Absentee	1951	187	109	109	0	-	-	-	-	-
Total	1951	273	161	161	0	-	-	-	-	-
Green Oak Charter Township, Precinct 2										
Polling	1603	153	103	103	0	-	-	-	-	-
Absentee	1603	152	99	98	1	-	-	-	-	-
Total	1603	305	202	201	1	-	-	-	-	-
Green Oak Charter Township, Precinct 3										
Polling	2003	170	95	95	0	-	-	-	-	-
Absentee	2003	186	120	120	0	-	-	-	-	-
Total	2003	356	215	215	0	-	-	-	-	-
Green Oak Charter Township, Precinct 4										
Polling	2021	149	95	95	0	-	-	-	-	-
Absentee	2021	231	135	135	0	-	-	-	-	-
Total	2021	380	230	230	0	-	-	-	-	-
Green Oak Charter Township, Precinct 5										
Polling	1637	153	110	108	2	-	-	-	-	-
Absentee	1637	242	163	163	0	-	-	-	-	-
Total	1637	395	273	271	2	-	-	-	-	-

LIVINGSTON COUNTY BOARD OF CANVASSERS
STATEMENT OF VOTES CAST REPORT
AUGUST 2, 2016 PRIMARY ELECTION
OFFICIAL RESULTS

Date:08/09/16
Time:13:05:25
Page:11 of 770

	Rep 42nd State Representative					Rep 47th State Representative				
	Reg. Voters	Times Counted	Total Votes	Lana L. Theis (Rep)	Write-In Votes	Reg. Voters	Times Counted	Total Votes	Hank Vaupel (Rep)	Write-In Votes
Green Oak Charter Township, Precinct 6										
Polling	1902	89	54	54	0	-	-	-	-	-
Absentee	1902	344	212	212	0	-	-	-	-	-
Total	1902	433	266	266	0	-	-	-	-	-
Green Oak Charter Township, Precinct 7										
Polling	1067	77	52	51	1	-	-	-	-	-
Absentee	1067	125	64	64	0	-	-	-	-	-
Total	1067	202	116	115	1	-	-	-	-	-
Green Oak Charter Township, Precinct 8										
Polling	1416	110	81	81	0	-	-	-	-	-
Absentee	1416	160	102	102	0	-	-	-	-	-
Total	1416	270	183	183	0	-	-	-	-	-
Green Oak Charter Township, Precinct 9										
Polling	1061	66	45	45	0	-	-	-	-	-
Absentee	1061	164	95	95	0	-	-	-	-	-
Total	1061	230	140	140	0	-	-	-	-	-
Hamburg Township, Precinct 1										
Polling	2740	254	156	156	0	-	-	-	-	-
Absentee	2740	193	119	119	0	-	-	-	-	-
Total	2740	447	275	275	0	-	-	-	-	-
Hamburg Township, Precinct 2										
Polling	2026	280	181	180	1	-	-	-	-	-
Absentee	2026	160	90	90	0	-	-	-	-	-
Total	2026	440	271	270	1	-	-	-	-	-
Hamburg Township, Precinct 3										
Polling	2390	270	165	165	0	-	-	-	-	-
Absentee	2390	219	114	114	0	-	-	-	-	-
Total	2390	489	279	279	0	-	-	-	-	-
Hamburg Township, Precinct 4										
Polling	2034	299	175	174	1	-	-	-	-	-
Absentee	2034	196	110	110	0	-	-	-	-	-
Total	2034	495	285	284	1	-	-	-	-	-
Hamburg Township, Precinct 5										
Polling	1933	216	135	135	0	-	-	-	-	-
Absentee	1933	187	103	103	0	-	-	-	-	-
Total	1933	403	238	238	0	-	-	-	-	-
Hamburg Township, Precinct 6										
Polling	2616	253	160	160	0	-	-	-	-	-
Absentee	2616	329	184	184	0	-	-	-	-	-
Total	2616	582	344	344	0	-	-	-	-	-
Hamburg Township, Precinct 7										
Polling	1516	219	126	125	1	-	-	-	-	-
Absentee	1516	183	102	102	0	-	-	-	-	-
Total	1516	402	228	227	1	-	-	-	-	-
Hamburg Township, Precinct 8										
Polling	1326	212	123	123	0	-	-	-	-	-
Absentee	1326	108	68	68	0	-	-	-	-	-
Total	1326	320	191	191	0	-	-	-	-	-
Handy Township, Precinct 1										
Polling	-	-	-	-	-	1492	147	112	111	1
Absentee	-	-	-	-	-	1492	71	47	47	0

LIVINGSTON COUNTY BOARD OF CANVASSERS
STATEMENT OF VOTES CAST REPORT
AUGUST 2, 2016 PRIMARY ELECTION
OFFICIAL RESULTS

Date:08/09/16
Time:13:05:25
Page:12 of 770

	Rep 42nd State Representative					Rep 47th State Representative				
	Reg. Voters	Times Counted	Total Votes	Lana L. Theis (Rep)	Write-In Votes	Reg. Voters	Times Counted	Total Votes	Hank Vaupel (Rep)	Write-In Votes
Total	-	-	-	-	-	1492	218	159	158	1
Handy Township, Precinct 2	-	-	-	-	-	-	-	-	-	-
Polling	-	-	-	-	-	2023	196	151	151	0
Absentee	-	-	-	-	-	2023	101	83	83	0
Total	-	-	-	-	-	2023	297	234	234	0
Handy Township, Precinct 3	-	-	-	-	-	-	-	-	-	-
Polling	-	-	-	-	-	2353	253	204	204	0
Absentee	-	-	-	-	-	2353	92	77	77	0
Total	-	-	-	-	-	2353	345	281	281	0
Hartland Township, Precinct 1	-	-	-	-	-	-	-	-	-	-
Polling	-	-	-	-	-	2231	164	121	121	0
Absentee	-	-	-	-	-	2231	249	176	175	1
Total	-	-	-	-	-	2231	413	297	296	1
Hartland Township, Precinct 2	-	-	-	-	-	-	-	-	-	-
Polling	-	-	-	-	-	2383	141	99	97	2
Absentee	-	-	-	-	-	2383	105	76	76	0
Total	-	-	-	-	-	2383	246	175	173	2
Hartland Township, Precinct 3	-	-	-	-	-	-	-	-	-	-
Polling	-	-	-	-	-	2640	144	98	98	0
Absentee	-	-	-	-	-	2640	231	150	150	0
Total	-	-	-	-	-	2640	375	248	248	0
Hartland Township, Precinct 4	-	-	-	-	-	-	-	-	-	-
Polling	-	-	-	-	-	2119	154	114	113	1
Absentee	-	-	-	-	-	2119	156	104	104	0
Total	-	-	-	-	-	2119	310	218	217	1
Hartland Township, Precinct 5	-	-	-	-	-	-	-	-	-	-
Polling	-	-	-	-	-	1627	97	68	68	0
Absentee	-	-	-	-	-	1627	131	75	75	0
Total	-	-	-	-	-	1627	228	143	143	0
Howell Township, Precinct 1	-	-	-	-	-	-	-	-	-	-
Polling	-	-	-	-	-	1867	143	105	105	0
Absentee	-	-	-	-	-	1867	228	163	162	1
Total	-	-	-	-	-	1867	371	268	267	1
Howell Township, Precinct 2	-	-	-	-	-	-	-	-	-	-
Polling	-	-	-	-	-	1848	167	120	120	0
Absentee	-	-	-	-	-	1848	188	119	119	0
Total	-	-	-	-	-	1848	355	239	239	0
Howell Township, Precinct 3	-	-	-	-	-	-	-	-	-	-
Polling	-	-	-	-	-	1659	74	54	54	0
Absentee	-	-	-	-	-	1659	155	93	93	0
Total	-	-	-	-	-	1659	229	147	147	0
Iosco Township, Precinct 1	-	-	-	-	-	-	-	-	-	-
Polling	-	-	-	-	-	1258	232	193	193	0
Absentee	-	-	-	-	-	1258	0	0	0	0
Total	-	-	-	-	-	1258	232	193	193	0
Iosco Township, Precinct 2	-	-	-	-	-	-	-	-	-	-
Polling	-	-	-	-	-	1625	297	225	225	0
Absentee	-	-	-	-	-	1625	0	0	0	0
Total	-	-	-	-	-	1625	297	225	225	0
Marion Township, Precinct 1	-	-	-	-	-	-	-	-	-	-
Polling	-	-	-	-	-	2158	199	155	155	0

Date:08/09/16
Time:13:05:25
Page:13 of 770

[illegible]

LIVINGSTON COUNTY BOARD OF CANVASSERS
STATEMENT OF VOTES CAST REPORT
AUGUST 2, 2016 PRIMARY ELECTION
OFFICIAL RESULTS

Date:08/09/16
Time:13:05:25
Page:14 of 770

	Rep 42nd State Representative					Rep 47th State Representative				
	Reg. Voters	Times Counted	Total Votes	Lana L. Theis (Rep)	Write-In Votes	Reg. Voters	Times Counted	Total Votes	Hank Vaupel (Rep)	Write-In Votes
Polling	-	-	-	-	-	2284	164	121	121	0
Absentee	-	-	-	-	-	2284	178	112	112	0
Total	-	-	-	-	-	2284	342	233	233	0
Tyrone Township, Precinct 2										
Polling	-	-	-	-	-	2261	128	86	86	0
Absentee	-	-	-	-	-	2261	222	124	123	1
Total	-	-	-	-	-	2261	350	210	209	1
Tyrone Township, Precinct 3										
Polling	-	-	-	-	-	2136	156	111	111	0
Absentee	-	-	-	-	-	2136	219	136	136	0
Total	-	-	-	-	-	2136	375	247	247	0
Tyrone Township, Precinct 4										
Polling	-	-	-	-	-	1826	106	83	83	0
Absentee	-	-	-	-	-	1826	147	92	92	0
Total	-	-	-	-	-	1826	253	175	175	0
Unadilla Township, Precinct 1										
Polling	-	-	-	-	-	2500	366	232	230	2
Absentee	-	-	-	-	-	2500	0	0	0	0
Total	-	-	-	-	-	2500	366	232	230	2
Total										
Polling	73718	7169	4717	4693	24	69181	6517	4803	4786	17
Absentee	73718	9015	5586	5573	13	69181	5510	3724	3720	4
Total	73718	16184	10303	10266	37	69181	12027	8527	8506	21

LIVINGSTON COUNTY BOARD OF CANVASSERS
STATEMENT OF VOTES CAST REPORT
AUGUST 2, 2016 PRIMARY ELECTION
OFFICIAL RESULTS

Date:08/09/16
Time:13:05:35
Page:435 of 770

	Dem 8th Representative in Congress					Dem 42nd State Representative				
	Reg. Voters	Times Counted	Total Votes	Melissa Gilbert (Dem)	Write-In Votes	Reg. Voters	Times Counted	Total Votes	Timothy Johnson (Dem)	Write-In Votes
Jurisdiction Wide										
Brighton City, Precinct 1										
Polling	1770	136	40	40	0	1770	136	45	45	0
Absentee	1770	174	38	35	3	1770	174	41	40	1
Total	1770	310	78	75	3	1770	310	86	85	1
Brighton City, Precinct 2										
Polling	1405	118	29	29	0	1405	118	32	32	0
Absentee	1405	161	21	18	3	1405	161	34	33	1
Total	1405	279	50	47	3	1405	279	66	65	1
Brighton City, Precinct 3										
Polling	1596	162	33	33	0	1596	162	32	32	0
Absentee	1596	234	46	46	0	1596	234	61	61	0
Total	1596	396	79	79	0	1596	396	93	93	0
Brighton City, Precinct 4										
Polling	1105	86	14	14	0	1105	86	15	15	0
Absentee	1105	287	42	36	6	1105	287	45	45	0
Total	1105	373	56	50	6	1105	373	60	60	0
Howell City, Precinct 1										
Polling	2339	182	24	24	0	-	-	-	-	-
Absentee	2339	161	18	14	4	-	-	-	-	-
Total	2339	343	42	38	4	-	-	-	-	-
Howell City, Precinct 2										
Polling	2108	143	19	18	1	-	-	-	-	-
Absentee	2108	91	21	17	4	-	-	-	-	-
Total	2108	234	40	35	5	-	-	-	-	-
Howell City, Precinct 3										
Polling	2478	215	26	24	2	-	-	-	-	-
Absentee	2478	172	16	13	3	-	-	-	-	-
Total	2478	387	42	37	5	-	-	-	-	-
Brighton Charter Township, Precinct 1										
Polling	1746	191	28	26	2	1746	191	30	30	0
Absentee	1746	250	29	26	3	1746	250	34	34	0
Total	1746	441	57	52	5	1746	441	64	64	0
Brighton Charter Township, Precinct 2										
Polling	1494	114	18	17	1	1494	114	19	19	0
Absentee	1494	102	18	17	1	1494	102	22	22	0
Total	1494	216	36	34	2	1494	216	41	41	0
Brighton Charter Township, Precinct 3										
Polling	1627	160	24	24	0	1627	160	26	26	0
Absentee	1627	239	34	34	0	1627	239	45	45	0
Total	1627	399	58	58	0	1627	399	71	71	0
Brighton Charter Township, Precinct 4										
Polling	1421	134	18	18	0	1421	134	18	18	0
Absentee	1421	148	22	21	1	1421	148	27	27	0
Total	1421	282	40	39	1	1421	282	45	45	0
Brighton Charter Township, Precinct 5										
Polling	996	92	18	18	0	996	92	17	17	0
Absentee	996	52	4	4	0	996	52	7	7	0
Total	996	144	22	22	0	996	144	24	24	0
Brighton Charter Township, Precinct 6										
Polling	2071	164	30	29	1	2071	164	35	35	0

Date:08/09/16
Time:13:05:35
Page:436 of 770

[illegible]

LIVINGSTON COUNTY BOARD OF CANVASSERS
STATEMENT OF VOTES CAST REPORT
AUGUST 2, 2016 PRIMARY ELECTION
OFFICIAL RESULTS

Date:08/09/16
Time:13:05:35
Page:437 of 770

	Dem 8th Representative in Congress					Dem 42nd State Representative				
	Reg. Voters	Times Counted	Total Votes	Melissa Gilbert (Dem)	Write-In Votes	Reg. Voters	Times Counted	Total Votes	Timothy Johnson (Dem)	Write-In Votes
Polling	2219	235	10	10	0	2219	235	13	13	0
Absentee	2219	517	22	19	3	2219	517	31	30	1
Total	2219	752	32	29	3	2219	752	44	43	1
Genoa Charter Township, Precinct 7										
Polling	873	112	3	3	0	873	112	3	3	0
Absentee	873	154	13	13	0	873	154	17	17	0
Total	873	266	16	16	0	873	266	20	20	0
Genoa Charter Township, Precinct 8										
Polling	1300	173	10	9	1	1300	173	11	11	0
Absentee	1300	270	8	8	0	1300	270	10	10	0
Total	1300	443	18	17	1	1300	443	21	21	0
Genoa Charter Township, Precinct 9										
Polling	1499	104	8	8	0	1499	104	9	9	0
Absentee	1499	218	22	20	2	1499	218	23	23	0
Total	1499	322	30	28	2	1499	322	32	32	0
Genoa Charter Township, Precinct 10										
Polling	1419	111	12	12	0	1419	111	13	13	0
Absentee	1419	255	21	21	0	1419	255	29	29	0
Total	1419	366	33	33	0	1419	366	42	42	0
Genoa Charter Township, Precinct 11										
Polling	688	53	4	4	0	688	53	4	4	0
Absentee	688	69	14	14	0	688	69	16	16	0
Total	688	122	18	18	0	688	122	20	20	0
Genoa Charter Township, Precinct 12										
Polling	134	19	1	1	0	134	19	1	1	0
Absentee	134	14	0	0	0	134	14	0	0	0
Total	134	33	1	1	0	134	33	1	1	0
Genoa Charter Township, Precinct 13										
Polling	731	44	10	10	0	731	44	9	9	0
Absentee	731	115	22	19	3	731	115	23	23	0
Total	731	159	32	29	3	731	159	32	32	0
Green Oak Charter Township, Precinct 1										
Polling	1951	86	25	25	0	1951	86	24	24	0
Absentee	1951	187	33	32	1	1951	187	36	36	0
Total	1951	273	58	57	1	1951	273	60	60	0
Green Oak Charter Township, Precinct 2										
Polling	1603	153	24	23	1	1603	153	27	27	0
Absentee	1603	152	17	17	0	1603	152	19	19	0
Total	1603	305	41	40	1	1603	305	46	46	0
Green Oak Charter Township, Precinct 3										
Polling	2003	170	43	43	0	2003	170	45	45	0
Absentee	2003	186	33	29	4	2003	186	33	33	0
Total	2003	356	76	72	4	2003	356	78	78	0
Green Oak Charter Township, Precinct 4										
Polling	2021	149	21	21	0	2021	149	21	21	0
Absentee	2021	231	34	33	1	2021	231	44	44	0
Total	2021	380	55	54	1	2021	380	65	65	0
Green Oak Charter Township, Precinct 5										
Polling	1637	153	20	18	2	1637	153	20	20	0
Absentee	1637	242	24	20	4	1637	242	29	28	1
Total	1637	395	44	38	6	1637	395	49	48	1

LIVINGSTON COUNTY BOARD OF CANVASSERS
STATEMENT OF VOTES CAST REPORT
AUGUST 2, 2016 PRIMARY ELECTION
OFFICIAL RESULTS

Date:08/09/16
Time:13:05:35
Page:438 of 770

	Dem 8th Representative in Congress					Dem 42nd State Representative				
	Reg. Voters	Times Counted	Total Votes	Melissa Gilbert (Dem)	Write-In Votes	Reg. Voters	Times Counted	Total Votes	Timothy Johnson (Dem)	Write-In Votes
Green Oak Charter Township, Precinct 6										
Polling	1902	89	16	16	0	1902	89	19	19	0
Absentee	1902	344	56	55	1	1902	344	65	65	0
Total	1902	433	72	71	1	1902	433	84	84	0
Green Oak Charter Township, Precinct 7										
Polling	1067	77	12	12	0	1067	77	12	12	0
Absentee	1067	125	24	24	0	1067	125	28	28	0
Total	1067	202	36	36	0	1067	202	40	40	0
Green Oak Charter Township, Precinct 8										
Polling	1416	110	20	20	0	1416	110	19	19	0
Absentee	1416	160	20	20	0	1416	160	29	29	0
Total	1416	270	40	40	0	1416	270	48	48	0
Green Oak Charter Township, Precinct 9										
Polling	1061	66	7	7	0	1061	66	7	7	0
Absentee	1061	164	21	21	0	1061	164	26	26	0
Total	1061	230	28	28	0	1061	230	33	33	0
Hamburg Township, Precinct 1										
Polling	2740	254	55	55	0	2740	254	60	60	0
Absentee	2740	193	22	19	3	2740	193	27	27	0
Total	2740	447	77	74	3	2740	447	87	87	0
Hamburg Township, Precinct 2										
Polling	2026	280	51	50	1	2026	280	54	53	1
Absentee	2026	160	28	28	0	2026	160	34	34	0
Total	2026	440	79	78	1	2026	440	88	87	1
Hamburg Township, Precinct 3										
Polling	2390	270	47	45	2	2390	270	58	58	0
Absentee	2390	219	27	25	2	2390	219	40	40	0
Total	2390	489	74	70	4	2390	489	98	98	0
Hamburg Township, Precinct 4										
Polling	2034	299	56	56	0	2034	299	60	60	0
Absentee	2034	196	30	27	3	2034	196	36	36	0
Total	2034	495	86	83	3	2034	495	96	96	0
Hamburg Township, Precinct 5										
Polling	1933	216	41	40	1	1933	216	44	44	0
Absentee	1933	187	27	26	1	1933	187	35	35	0
Total	1933	403	68	66	2	1933	403	79	79	0
Hamburg Township, Precinct 6										
Polling	2616	253	45	45	0	2616	253	47	47	0
Absentee	2616	329	58	51	7	2616	329	69	69	0
Total	2616	582	103	96	7	2616	582	116	116	0
Hamburg Township, Precinct 7										
Polling	1516	219	45	43	2	1516	219	49	49	0
Absentee	1516	183	28	27	1	1516	183	38	38	0
Total	1516	402	73	70	3	1516	402	87	87	0
Hamburg Township, Precinct 8										
Polling	1326	212	54	51	3	1326	212	51	51	0
Absentee	1326	108	14	10	4	1326	108	15	15	0
Total	1326	320	68	61	7	1326	320	66	66	0
Handy Township, Precinct 1										
Polling	1492	147	19	19	0	-	-	-	-	-
Absentee	1492	71	11	11	0	-	-	-	-	-

LIVINGSTON COUNTY BOARD OF CANVASSERS
STATEMENT OF VOTES CAST REPORT
AUGUST 2, 2016 PRIMARY ELECTION
OFFICIAL RESULTS

Date:08/09/16
Time:13:05:35
Page:439 of 770

	Dem 8th Representative in Congress					Dem 42nd State Representative				
	Reg. Voters	Times Counted	Total Votes	Melissa Gilbert (Dem)	Write-In Votes	Reg. Voters	Times Counted	Total Votes	Timothy Johnson (Dem)	Write-In Votes
Total	1492	218	30	30	0	-	-	-	-	-
Handy Township, Precinct 2										
Polling	2023	196	18	16	2	-	-	-	-	-
Absentee	2023	101	7	6	1	-	-	-	-	-
Total	2023	297	25	22	3	-	-	-	-	-
Handy Township, Precinct 3										
Polling	2353	253	28	27	1	-	-	-	-	-
Absentee	2353	92	4	4	0	-	-	-	-	-
Total	2353	345	32	31	1	-	-	-	-	-
Hartland Township, Precinct 1										
Polling	2231	164	20	16	4	-	-	-	-	-
Absentee	2231	249	22	19	3	-	-	-	-	-
Total	2231	413	42	35	7	-	-	-	-	-
Hartland Township, Precinct 2										
Polling	2383	141	27	26	1	-	-	-	-	-
Absentee	2383	105	10	10	0	-	-	-	-	-
Total	2383	246	37	36	1	-	-	-	-	-
Hartland Township, Precinct 3										
Polling	2640	144	17	15	2	-	-	-	-	-
Absentee	2640	231	29	29	0	-	-	-	-	-
Total	2640	375	46	44	2	-	-	-	-	-
Hartland Township, Precinct 4										
Polling	2119	154	12	12	0	-	-	-	-	-
Absentee	2119	156	22	21	1	-	-	-	-	-
Total	2119	310	34	33	1	-	-	-	-	-
Hartland Township, Precinct 5										
Polling	1627	97	14	14	0	-	-	-	-	-
Absentee	1627	131	28	25	3	-	-	-	-	-
Total	1627	228	42	39	3	-	-	-	-	-
Howell Township, Precinct 1										
Polling	1867	143	13	13	0	-	-	-	-	-
Absentee	1867	228	22	20	2	-	-	-	-	-
Total	1867	371	35	33	2	-	-	-	-	-
Howell Township, Precinct 2										
Polling	1848	167	15	14	1	-	-	-	-	-
Absentee	1848	188	28	24	4	-	-	-	-	-
Total	1848	355	43	38	5	-	-	-	-	-
Howell Township, Precinct 3										
Polling	1659	74	12	12	0	-	-	-	-	-
Absentee	1659	155	32	28	4	-	-	-	-	-
Total	1659	229	44	40	4	-	-	-	-	-
Iosco Township, Precinct 1										
Polling	1258	232	20	19	1	-	-	-	-	-
Absentee	1258	0	0	0	0	-	-	-	-	-
Total	1258	232	20	19	1	-	-	-	-	-
Iosco Township, Precinct 2										
Polling	1625	297	27	24	3	-	-	-	-	-
Absentee	1625	0	0	0	0	-	-	-	-	-
Total	1625	297	27	24	3	-	-	-	-	-
Marion Township, Precinct 1										
Polling	2158	199	13	13	0	-	-	-	-	-

Date:08/09/16
Time:13:05:35
Page:440 of 770

[illegible]

LIVINGSTON COUNTY BOARD OF CANVASSERS
STATEMENT OF VOTES CAST REPORT
AUGUST 2, 2016 PRIMARY ELECTION
OFFICIAL RESULTS

Date:08/09/16
Time:13:05:35
Page:441 of 770

	Dem 8th Representative in Congress					Dem 42nd State Representative				
	Reg. Voters	Times Counted	Total Votes	Melissa Gilbert (Dem)	Write-In Votes	Reg. Voters	Times Counted	Total Votes	Timothy Johnson (Dem)	Write-In Votes
Polling	2284	164	30	30	0	-	-	-	-	-
Absentee	2284	178	31	31	0	-	-	-	-	-
Total	2284	342	61	61	0	-	-	-	-	-
Tyrone Township, Precinct 2										
Polling	2261	128	26	26	0	-	-	-	-	-
Absentee	2261	222	60	59	1	-	-	-	-	-
Total	2261	350	86	85	1	-	-	-	-	-
Tyrone Township, Precinct 3										
Polling	2136	156	28	28	0	-	-	-	-	-
Absentee	2136	219	44	44	0	-	-	-	-	-
Total	2136	375	72	72	0	-	-	-	-	-
Tyrone Township, Precinct 4										
Polling	1826	106	8	8	0	-	-	-	-	-
Absentee	1826	147	14	14	0	-	-	-	-	-
Total	1826	253	22	22	0	-	-	-	-	-
Unadilla Township, Precinct 1										
Polling	2500	366	69	69	0	-	-	-	-	-
Absentee	2500	0	0	0	0	-	-	-	-	-
Total	2500	366	69	69	0	-	-	-	-	-
Total										
Polling	142899	13686	1858	1798	60	73718	7169	1222	1221	1
Absentee	142899	14525	1826	1690	136	73718	9015	1411	1407	4
Total	142899	28211	3684	3488	196	73718	16184	2633	2628	5

LIVINGSTON COUNTY BOARD OF CANVASSERS
STATEMENT OF VOTES CAST REPORT
AUGUST 2, 2016 PRIMARY ELECTION
OFFICIAL RESULTS

Date:08/09/16
Time:13:05:35
Page:442 of 770

	Dem 47th State Representative					Dem Prosecuting Attorney			
	Reg. Voters	Times Counted	Total Votes	Keith Van Houten (Dem)	Write-In Votes	Reg. Voters	Times Counted	Total Votes	Write-In Votes
Jurisdiction Wide									
Brighton City, Precinct 1									
Polling	-	-	-	-	-	1770	136	4	4
Absentee	-	-	-	-	-	1770	174	7	7
Total	-	-	-	-	-	1770	310	11	11
Brighton City, Precinct 2									
Polling	-	-	-	-	-	1405	118	3	3
Absentee	-	-	-	-	-	1405	161	1	1
Total	-	-	-	-	-	1405	279	4	4
Brighton City, Precinct 3									
Polling	-	-	-	-	-	1596	162	3	3
Absentee	-	-	-	-	-	1596	234	4	4
Total	-	-	-	-	-	1596	396	7	7
Brighton City, Precinct 4									
Polling	-	-	-	-	-	1105	86	2	2
Absentee	-	-	-	-	-	1105	287	7	7
Total	-	-	-	-	-	1105	373	9	9
Howell City, Precinct 1									
Polling	2339	182	27	27	0	2339	182	2	2
Absentee	2339	161	22	22	0	2339	161	0	0
Total	2339	343	49	49	0	2339	343	2	2
Howell City, Precinct 2									
Polling	2108	143	21	21	0	2108	143	3	3
Absentee	2108	91	24	24	0	2108	91	2	2
Total	2108	234	45	45	0	2108	234	5	5
Howell City, Precinct 3									
Polling	2478	215	28	28	0	2478	215	5	5
Absentee	2478	172	17	17	0	2478	172	1	1
Total	2478	387	45	45	0	2478	387	6	6
Brighton Charter Township, Precinct 1									
Polling	-	-	-	-	-	1746	191	3	3
Absentee	-	-	-	-	-	1746	250	3	3
Total	-	-	-	-	-	1746	441	6	6
Brighton Charter Township, Precinct 2									
Polling	-	-	-	-	-	1494	114	2	2
Absentee	-	-	-	-	-	1494	102	2	2
Total	-	-	-	-	-	1494	216	4	4
Brighton Charter Township, Precinct 3									
Polling	-	-	-	-	-	1627	160	5	5
Absentee	-	-	-	-	-	1627	239	2	2
Total	-	-	-	-	-	1627	399	7	7
Brighton Charter Township, Precinct 4									
Polling	-	-	-	-	-	1421	134	2	2
Absentee	-	-	-	-	-	1421	148	5	5
Total	-	-	-	-	-	1421	282	7	7
Brighton Charter Township, Precinct 5									
Polling	-	-	-	-	-	996	92	2	2
Absentee	-	-	-	-	-	996	52	2	2
Total	-	-	-	-	-	996	144	4	4
Brighton Charter Township, Precinct 6									
Polling	-	-	-	-	-	2071	164	3	3

Date:08/09/16
Time:13:05:35
Page:443 of 770

[illegible]

LIVINGSTON COUNTY BOARD OF CANVASSERS
STATEMENT OF VOTES CAST REPORT
AUGUST 2, 2016 PRIMARY ELECTION
OFFICIAL RESULTS

Date:08/09/16
Time:13:05:36
Page:444 of 770

	Dem 47th State Representative					Dem Prosecuting Attorney			
	Reg. Voters	Times Counted	Total Votes	Keith Van Houten (Dem)	Write-In Votes	Reg. Voters	Times Counted	Total Votes	Write-In Votes
Polling	-	-	-	-	-	2219	235	1	1
Absentee	-	-	-	-	-	2219	517	3	3
Total	-	-	-	-	-	2219	752	4	4
Genoa Charter Township, Precinct 7									
Polling	-	-	-	-	-	873	112	0	0
Absentee	-	-	-	-	-	873	154	1	1
Total	-	-	-	-	-	873	266	1	1
Genoa Charter Township, Precinct 8									
Polling	-	-	-	-	-	1300	173	1	1
Absentee	-	-	-	-	-	1300	270	2	2
Total	-	-	-	-	-	1300	443	3	3
Genoa Charter Township, Precinct 9									
Polling	-	-	-	-	-	1499	104	1	1
Absentee	-	-	-	-	-	1499	218	1	1
Total	-	-	-	-	-	1499	322	2	2
Genoa Charter Township, Precinct 10									
Polling	-	-	-	-	-	1419	111	3	3
Absentee	-	-	-	-	-	1419	255	4	4
Total	-	-	-	-	-	1419	366	7	7
Genoa Charter Township, Precinct 11									
Polling	-	-	-	-	-	688	53	0	0
Absentee	-	-	-	-	-	688	69	3	3
Total	-	-	-	-	-	688	122	3	3
Genoa Charter Township, Precinct 12									
Polling	-	-	-	-	-	134	19	0	0
Absentee	-	-	-	-	-	134	14	0	0
Total	-	-	-	-	-	134	33	0	0
Genoa Charter Township, Precinct 13									
Polling	-	-	-	-	-	731	44	3	3
Absentee	-	-	-	-	-	731	115	3	3
Total	-	-	-	-	-	731	159	6	6
Green Oak Charter Township, Precinct 1									
Polling	-	-	-	-	-	1951	86	4	4
Absentee	-	-	-	-	-	1951	187	2	2
Total	-	-	-	-	-	1951	273	6	6
Green Oak Charter Township, Precinct 2									
Polling	-	-	-	-	-	1603	153	7	7
Absentee	-	-	-	-	-	1603	152	1	1
Total	-	-	-	-	-	1603	305	8	8
Green Oak Charter Township, Precinct 3									
Polling	-	-	-	-	-	2003	170	6	6
Absentee	-	-	-	-	-	2003	186	2	2
Total	-	-	-	-	-	2003	356	8	8
Green Oak Charter Township, Precinct 4									
Polling	-	-	-	-	-	2021	149	4	4
Absentee	-	-	-	-	-	2021	231	0	0
Total	-	-	-	-	-	2021	380	4	4
Green Oak Charter Township, Precinct 5									
Polling	-	-	-	-	-	1637	153	6	6
Absentee	-	-	-	-	-	1637	242	1	1
Total	-	-	-	-	-	1637	395	7	7

LIVINGSTON COUNTY BOARD OF CANVASSERS
STATEMENT OF VOTES CAST REPORT
AUGUST 2, 2016 PRIMARY ELECTION
OFFICIAL RESULTS

Date:08/09/16
Time:13:05:36
Page:445 of 770

	Dem 47th State Representative					Dem Prosecuting Attorney			
	Reg. Voters	Times Counted	Total Votes	Keith Van Houten (Dem)	Write-In Votes	Reg. Voters	Times Counted	Total Votes	Write-In Votes
Green Oak Charter Township, Precinct 6									
Polling	-	-	-	-	-	1902	89	3	3
Absentee	-	-	-	-	-	1902	344	3	3
Total	-	-	-	-	-	1902	433	6	6
Green Oak Charter Township, Precinct 7									
Polling	-	-	-	-	-	1067	77	3	3
Absentee	-	-	-	-	-	1067	125	2	2
Total	-	-	-	-	-	1067	202	5	5
Green Oak Charter Township, Precinct 8									
Polling	-	-	-	-	-	1416	110	4	4
Absentee	-	-	-	-	-	1416	160	0	0
Total	-	-	-	-	-	1416	270	4	4
Green Oak Charter Township, Precinct 9									
Polling	-	-	-	-	-	1061	66	0	0
Absentee	-	-	-	-	-	1061	164	0	0
Total	-	-	-	-	-	1061	230	0	0
Hamburg Township, Precinct 1									
Polling	-	-	-	-	-	2740	254	5	5
Absentee	-	-	-	-	-	2740	193	3	3
Total	-	-	-	-	-	2740	447	8	8
Hamburg Township, Precinct 2									
Polling	-	-	-	-	-	2026	280	7	7
Absentee	-	-	-	-	-	2026	160	3	3
Total	-	-	-	-	-	2026	440	10	10
Hamburg Township, Precinct 3									
Polling	-	-	-	-	-	2390	270	8	8
Absentee	-	-	-	-	-	2390	219	3	3
Total	-	-	-	-	-	2390	489	11	11
Hamburg Township, Precinct 4									
Polling	-	-	-	-	-	2034	299	6	6
Absentee	-	-	-	-	-	2034	196	2	2
Total	-	-	-	-	-	2034	495	8	8
Hamburg Township, Precinct 5									
Polling	-	-	-	-	-	1933	216	5	5
Absentee	-	-	-	-	-	1933	187	3	3
Total	-	-	-	-	-	1933	403	8	8
Hamburg Township, Precinct 6									
Polling	-	-	-	-	-	2616	253	3	3
Absentee	-	-	-	-	-	2616	329	6	6
Total	-	-	-	-	-	2616	582	9	9
Hamburg Township, Precinct 7									
Polling	-	-	-	-	-	1516	219	5	5
Absentee	-	-	-	-	-	1516	183	0	0
Total	-	-	-	-	-	1516	402	5	5
Hamburg Township, Precinct 8									
Polling	-	-	-	-	-	1326	212	5	5
Absentee	-	-	-	-	-	1326	108	0	0
Total	-	-	-	-	-	1326	320	5	5
Handy Township, Precinct 1									
Polling	1492	147	18	18	0	1492	147	1	1
Absentee	1492	71	11	11	0	1492	71	3	3

LIVINGSTON COUNTY BOARD OF CANVASSERS
STATEMENT OF VOTES CAST REPORT
AUGUST 2, 2016 PRIMARY ELECTION
OFFICIAL RESULTS

Date:08/09/16
Time:13:05:36
Page:446 of 770

	Dem 47th State Representative					Dem Prosecuting Attorney			
	Reg. Voters	Times Counted	Total Votes	Keith Van Houten (Dem)	Write-In Votes	Reg. Voters	Times Counted	Total Votes	Write-In Votes
Total	1492	218	29	29	0	1492	218	4	4
Handy Township, Precinct 2									
Polling	2023	196	22	22	0	2023	196	5	5
Absentee	2023	101	8	8	0	2023	101	1	1
Total	2023	297	30	30	0	2023	297	6	6
Handy Township, Precinct 3									
Polling	2353	253	30	30	0	2353	253	6	6
Absentee	2353	92	4	4	0	2353	92	2	2
Total	2353	345	34	34	0	2353	345	8	8
Hartland Township, Precinct 1									
Polling	2231	164	20	20	0	2231	164	5	5
Absentee	2231	249	27	27	0	2231	249	2	2
Total	2231	413	47	47	0	2231	413	7	7
Hartland Township, Precinct 2									
Polling	2383	141	30	30	0	2383	141	5	5
Absentee	2383	105	15	15	0	2383	105	4	4
Total	2383	246	45	45	0	2383	246	9	9
Hartland Township, Precinct 3									
Polling	2640	144	19	18	1	2640	144	2	2
Absentee	2640	231	36	36	0	2640	231	4	4
Total	2640	375	55	54	1	2640	375	6	6
Hartland Township, Precinct 4									
Polling	2119	154	14	14	0	2119	154	0	0
Absentee	2119	156	24	24	0	2119	156	1	1
Total	2119	310	38	38	0	2119	310	1	1
Hartland Township, Precinct 5									
Polling	1627	97	17	17	0	1627	97	2	2
Absentee	1627	131	31	31	0	1627	131	3	3
Total	1627	228	48	48	0	1627	228	5	5
Howell Township, Precinct 1									
Polling	1867	143	14	14	0	1867	143	0	0
Absentee	1867	228	35	35	0	1867	228	2	2
Total	1867	371	49	49	0	1867	371	2	2
Howell Township, Precinct 2									
Polling	1848	167	16	16	0	1848	167	1	1
Absentee	1848	188	38	38	0	1848	188	2	2
Total	1848	355	54	54	0	1848	355	3	3
Howell Township, Precinct 3									
Polling	1659	74	14	14	0	1659	74	0	0
Absentee	1659	155	39	39	0	1659	155	1	1
Total	1659	229	53	53	0	1659	229	1	1
Iosco Township, Precinct 1									
Polling	1258	232	21	21	0	1258	232	6	6
Absentee	1258	0	0	0	0	1258	0	0	0
Total	1258	232	21	21	0	1258	232	6	6
Iosco Township, Precinct 2									
Polling	1625	297	30	30	0	1625	297	6	6
Absentee	1625	0	0	0	0	1625	0	0	0
Total	1625	297	30	30	0	1625	297	6	6
Marion Township, Precinct 1									
Polling	2158	199	15	15	0	2158	199	1	1

Date:08/09/16
Time:13:05:36
Page:447 of 770

[illegible]

LIVINGSTON COUNTY BOARD OF CANVASSERS
STATEMENT OF VOTES CAST REPORT
AUGUST 2, 2016 PRIMARY ELECTION
OFFICIAL RESULTS

Date:08/09/16
Time:13:05:36
Page:448 of 770

	Dem 47th State Representative					Dem Prosecuting Attorney			
	Reg. Voters	Times Counted	Total Votes	Keith Van Houten (Dem)	Write-In Votes	Reg. Voters	Times Counted	Total Votes	Write-In Votes
Polling	2284	164	33	33	0	2284	164	3	3
Absentee	2284	178	36	36	0	2284	178	3	3
Total	2284	342	69	69	0	2284	342	6	6
Tyrone Township, Precinct 2									
Polling	2261	128	28	28	0	2261	128	2	2
Absentee	2261	222	63	63	0	2261	222	2	2
Total	2261	350	91	91	0	2261	350	4	4
Tyrone Township, Precinct 3									
Polling	2136	156	27	27	0	2136	156	6	6
Absentee	2136	219	47	47	0	2136	219	4	4
Total	2136	375	74	74	0	2136	375	10	10
Tyrone Township, Precinct 4									
Polling	1826	106	11	11	0	1826	106	2	2
Absentee	1826	147	18	18	0	1826	147	0	0
Total	1826	253	29	29	0	1826	253	2	2
Unadilla Township, Precinct 1									
Polling	2500	366	76	76	0	2500	366	12	12
Absentee	2500	0	0	0	0	2500	0	0	0
Total	2500	366	76	76	0	2500	366	12	12
Total									
Polling	69181	6517	779	777	2	142899	13686	253	253
Absentee	69181	5510	829	829	0	142899	14525	165	165
Total	69181	12027	1608	1606	2	142899	28211	418	418

Statement of Votes Cast

Luce County, MI

2016 General Primary

SOVC For Jurisdiction Wide, All Counters, All Races

Date:08/10/16

Time:08:30:11

Page:1 of 62

	TURN OUT		
	Reg. Voters	Cards Cast	% Turnout
Jurisdiction Wide			
Columbus Township, Precinct 1	169	61	36.09%
Lakefield Township, Precinct 1	939	314	33.44%
McMillan Township, Precinct 1	2046	417	20.38%
Pentland Township, Precinct 1	1128	329	29.17%
Total	4282	1121	26.18%

Statement of Votes Cast
Luce County, MI
2016 General Primary
SOVC For Jurisdiction Wide, All Counters, All Races

Date:08/03/16
Time:07:30:47
Page:54 of 62

THE WHOLE NUMBER OF VOTES GIVEN: REP D1 Rep in Congress
WAS 853 (OF WHICH)

Jason Allen (REP)	RECEIVED	174
Jack Bergman (REP)	RECEIVED	227
Tom Casperson (REP)	RECEIVED	451
Write-In Votes	RECEIVED	1

THE WHOLE NUMBER OF VOTES GIVEN: REP D109 Representative
WAS 877 (OF WHICH)

Kevin W. Pfister (REP)	RECEIVED	351
Melody Wagner Patter (REP)	RECEIVED	320
Write-In Votes	RECEIVED	6

THE WHOLE NUMBER OF VOTES GIVEN: REP Prosecuting Attorney
WAS 754 (OF WHICH)

Joshua B. Freed (REP)	RECEIVED	746
Write-In Votes	RECEIVED	8

THE WHOLE NUMBER OF VOTES GIVEN: REP County Sheriff
WAS 780 (OF WHICH)

John Cischke (REP)	RECEIVED	771
Write-In Votes	RECEIVED	9

THE WHOLE NUMBER OF VOTES GIVEN: REP County Clerk
WAS 773 (OF WHICH)

Sharon J. Price (REP)	RECEIVED	768
Write-In Votes	RECEIVED	5

THE WHOLE NUMBER OF VOTES GIVEN: REP County Treasurer
WAS 705 (OF WHICH)

Darlene A. Kisro (REP)	RECEIVED	696
Write-In Votes	RECEIVED	9

THE WHOLE NUMBER OF VOTES GIVEN: REP D1 Commissioner
WAS 81 (OF WHICH)

Nancy Morrison (REP)	RECEIVED	78
Write-In Votes	RECEIVED	3

THE WHOLE NUMBER OF VOTES GIVEN: REP D2 Commissioner
WAS 141 (OF WHICH)

Michelle Clark (REP)	RECEIVED	73
Peter Tazelaar (REP)	RECEIVED	68
Write-In Votes	RECEIVED	0

Statement of Votes Cast
 Luce County, MI
 2016 General Primary
 SOVC For Jurisdiction Wide, All Counters, All Races

Date:08/03/16
 Time:07:30:47
 Page:55 of 62

THE WHOLE NUMBER OF VOTES GIVEN: REP D3 Commissioner
 WAS 98 (OF WHICH)

John Waltman (REP)	RECEIVED	92
Write-In Votes	RECEIVED	6

THE WHOLE NUMBER OF VOTES GIVEN: REP D4 Commissioner
 WAS 10 (OF WHICH)

Write-In Votes	RECEIVED	10
----------------	----------	----

THE WHOLE NUMBER OF VOTES GIVEN: REP D5 Commissioner
 WAS 201 (OF WHICH)

Phyllis M. French (REP)	RECEIVED	197
Write-In Votes	RECEIVED	4

THE WHOLE NUMBER OF VOTES GIVEN: REP Columbus Twp Supervisor
 WAS 27 (OF WHICH)

Jeannie M. King (REP)	RECEIVED	27
Write-In Votes	RECEIVED	0

THE WHOLE NUMBER OF VOTES GIVEN: REP Columbus Twp Clerk
 WAS 2 (OF WHICH)

Write-In Votes	RECEIVED	2
----------------	----------	---

THE WHOLE NUMBER OF VOTES GIVEN: REP Columbus Twp Treasurer
 WAS 26 (OF WHICH)

Kelly D. King (REP)	RECEIVED	26
Write-In Votes	RECEIVED	0

THE WHOLE NUMBER OF VOTES GIVEN: REP Columbus Twp Trustee
 WAS 44 (OF WHICH)

Ed Auge (REP)	RECEIVED	26
Patsy L. Wheeler (REP)	RECEIVED	18
Write-In Votes	RECEIVED	0

THE WHOLE NUMBER OF VOTES GIVEN: REP Lakefield Twp Supervisor
 WAS 253 (OF WHICH)

John Bell Jr. (REP)	RECEIVED	113
Tom Dennis (REP)	RECEIVED	139
Write-In Votes	RECEIVED	1

THE WHOLE NUMBER OF VOTES GIVEN: REP Lakefield Twp Clerk
 WAS 237 (OF WHICH)

Timothy Teed (REP)	RECEIVED	236
--------------------	----------	-----

Statement of Votes Cast
Luce County, MI
2016 General Primary
SOVC For Jurisdiction Wide, All Counters, All Races

Date:08/03/16
 Time:07:30:47
 Page:57 of 62

THE WHOLE NUMBER OF VOTES GIVEN: REP Pentland Twp Treasurer
 WAS 229 (OF WHICH)

Jean Foley (REP)	RECEIVED	229
Write-In Votes	RECEIVED	0

THE WHOLE NUMBER OF VOTES GIVEN: REP Pentland Twp Trustee
 WAS 447 (OF WHICH)

Jonathan Brown (REP)	RECEIVED	94
Louise Eddy (REP)	RECEIVED	81
Martin C. Lehto (REP)	RECEIVED	163
Dawn Stephenson (REP)	RECEIVED	109
Write-In Votes	RECEIVED	0

THE WHOLE NUMBER OF VOTES GIVEN: REP Columbus 1 Delegate
 WAS 2 (OF WHICH)

Write-In Votes	RECEIVED	2
----------------	----------	---

THE WHOLE NUMBER OF VOTES GIVEN: REP Lakefield 1 Delegate
 WAS 15 (OF WHICH)

Write-In Votes	RECEIVED	15
----------------	----------	----

THE WHOLE NUMBER OF VOTES GIVEN: REP McMillan 1 Delegate
 WAS 19 (OF WHICH)

Write-In Votes	RECEIVED	19
----------------	----------	----

THE WHOLE NUMBER OF VOTES GIVEN: REP Pentland 1 Delegate
 WAS 11 (OF WHICH)

Write-In Votes	RECEIVED	11
----------------	----------	----

THE WHOLE NUMBER OF VOTES GIVEN: DEM D1 Rep in Congress
 WAS 203 (OF WHICH)

Jerry Cannon (DEM)	RECEIVED	38
Lon Johnson (DEM)	RECEIVED	165
Write-In Votes	RECEIVED	0

THE WHOLE NUMBER OF VOTES GIVEN: DEM D109 Representative
 WAS 194 (OF WHICH)

Sara Cambensy (DEM)	RECEIVED	65
John Kivela (DEM)	RECEIVED	129
Write-In Votes	RECEIVED	0

THE WHOLE NUMBER OF VOTES GIVEN: DEM Prosecuting Attorney
 WAS 24 (OF WHICH)

Statement of Votes Cast
 Luce County, MI
 2016 General Primary
 SOVC For Jurisdiction Wide, All Counters, All Races

Date: 08/03/16
 Time: 07:30:47
 Page: 56 of 62

Write-In Votes RECEIVED 1

THE WHOLE NUMBER OF VOTES GIVEN: REP Lakefield Twp Treasurer
 WAS 238 (OF WHICH)

Amy Wheeler (REP) RECEIVED 237
 Write-In Votes RECEIVED 1

THE WHOLE NUMBER OF VOTES GIVEN: REP Lakefield Twp Trustee
 WAS 433 (OF WHICH)

Michael F. French (REP) RECEIVED 120
 David Littlejohn (REP) RECEIVED 120
 Richard Plesscher (REP) RECEIVED 192
 Write-In Votes RECEIVED 1

THE WHOLE NUMBER OF VOTES GIVEN: REP McMillan Twp Supervisor
 WAS 281 (OF WHICH)

Arthur F. Schultz (REP) RECEIVED 257
 Write-In Votes RECEIVED 4

THE WHOLE NUMBER OF VOTES GIVEN: REP McMillan Twp Clerk
 WAS 259 (OF WHICH)

Joseph Villemure (REP) RECEIVED 256
 Write-In Votes RECEIVED 3

THE WHOLE NUMBER OF VOTES GIVEN: REP McMillan Twp Treasurer
 WAS 254 (OF WHICH)

David Schummer (REP) RECEIVED 251
 Write-In Votes RECEIVED 3

THE WHOLE NUMBER OF VOTES GIVEN: REP McMillan Twp Trustee
 WAS 415 (OF WHICH)

Teddy L. Nutkins (REP) RECEIVED 228
 Tom Rahilly (REP) RECEIVED 187
 Write-In Votes RECEIVED 2

THE WHOLE NUMBER OF VOTES GIVEN: REP Pentland Twp Supervisor
 WAS 205 (OF WHICH)

Janet K. Maki (REP) RECEIVED 205
 Write-In Votes RECEIVED 0

THE WHOLE NUMBER OF VOTES GIVEN: REP Pentland Twp Clerk
 WAS 242 (OF WHICH)

Jayeanne Anderson (REP) RECEIVED 76
 Greg Rathje (REP) RECEIVED 166
 Write-In Votes RECEIVED 0

Statement of Votes Cast

Luce County, MI

2016 General Primary

SOVC For Jurisdiction Wide, All Counters, All Races

Date:08/03/16

Time:07:30:47

Page:58 of 62

Write-In Votes	RECEIVED	24
----------------	----------	----

THE WHOLE NUMBER OF VOTES GIVEN: DEM County Sheriff
WAS 25 (OF WHICH)

Write-In Votes	RECEIVED	25
----------------	----------	----

THE WHOLE NUMBER OF VOTES GIVEN: DEM County Clerk
WAS 22 (OF WHICH)

Write-In Votes	RECEIVED	22
----------------	----------	----

THE WHOLE NUMBER OF VOTES GIVEN: DEM County Treasurer
WAS 23 (OF WHICH)

Write-In Votes	RECEIVED	23
----------------	----------	----

THE WHOLE NUMBER OF VOTES GIVEN: DEM D1 Commissioner
WAS 23 (OF WHICH)

Larry Vincent (DEM)	RECEIVED	23
Write-In Votes	RECEIVED	0

THE WHOLE NUMBER OF VOTES GIVEN: DEM D2 Commissioner
WAS 8 (OF WHICH)

Write-In Votes	RECEIVED	8
----------------	----------	---

THE WHOLE NUMBER OF VOTES GIVEN: DEM D3 Commissioner
WAS 2 (OF WHICH)

Write-In Votes	RECEIVED	2
----------------	----------	---

THE WHOLE NUMBER OF VOTES GIVEN: DEM D4 Commissioner
WAS 5 (OF WHICH)

Write-In Votes	RECEIVED	5
----------------	----------	---

THE WHOLE NUMBER OF VOTES GIVEN: DEM D5 Commissioner
WAS 4 (OF WHICH)

Write-In Votes	RECEIVED	4
----------------	----------	---

THE WHOLE NUMBER OF VOTES GIVEN: DEM Columbus Twp Supervisor
WAS 2 (OF WHICH)

Write-In Votes	RECEIVED	2
----------------	----------	---

THE WHOLE NUMBER OF VOTES GIVEN: DEM Columbus Twp Clerk
WAS 12 (OF WHICH)

Donald L. Leech (DEM)	RECEIVED	12
Write-In Votes	RECEIVED	0

Statement of Votes Cast
 Luce County, MI
 2016 General Primary
 SOVC For Jurisdiction Wide, All Counters, All Races

Date: 08/03/16
 Time: 07:30:47
 Page: 59 of 62

THE WHOLE NUMBER OF VOTES GIVEN: DEM Columbus Twp Treasurer
 WAS 1 (OF WHICH)

Write-In Votes	RECEIVED	1
----------------	----------	---

THE WHOLE NUMBER OF VOTES GIVEN: DEM Columbus Twp Trustee
 WAS 12 (OF WHICH)

Shella S. Reed (DEM)	RECEIVED	12
Write-In Votes	RECEIVED	0

THE WHOLE NUMBER OF VOTES GIVEN: DEM Lakefield Twp Supervisor
 WAS 2 (OF WHICH)

Write-In Votes	RECEIVED	2
----------------	----------	---

THE WHOLE NUMBER OF VOTES GIVEN: DEM Lakefield Twp Clerk
 WAS 2 (OF WHICH)

Write-In Votes	RECEIVED	2
----------------	----------	---

THE WHOLE NUMBER OF VOTES GIVEN: DEM Lakefield Twp Treasurer
 WAS 2 (OF WHICH)

Write-In Votes	RECEIVED	2
----------------	----------	---

THE WHOLE NUMBER OF VOTES GIVEN: DEM Lakefield Twp Trustee
 WAS 3 (OF WHICH)

Write-In Votes	RECEIVED	3
----------------	----------	---

THE WHOLE NUMBER OF VOTES GIVEN: DEM McMillan Twp Supervisor
 WAS 15 (OF WHICH)

Write-In Votes	RECEIVED	15
----------------	----------	----

THE WHOLE NUMBER OF VOTES GIVEN: DEM McMillan Twp Clerk
 WAS 14 (OF WHICH)

Write-In Votes	RECEIVED	14
----------------	----------	----

THE WHOLE NUMBER OF VOTES GIVEN: DEM McMillan Twp Treasurer
 WAS 14 (OF WHICH)

Write-In Votes	RECEIVED	14
----------------	----------	----

THE WHOLE NUMBER OF VOTES GIVEN: DEM McMillan Twp Trustee
 WAS 21 (OF WHICH)

Write-In Votes	RECEIVED	21
----------------	----------	----

THE WHOLE NUMBER OF VOTES GIVEN: DEM Pentland Twp Supervisor

Statement of Votes Cast
 Luce County, MI
 2016 General Primary
 SOVC For Jurisdiction Wide, All Counters, All Races

Date: 08/03/16
 Time: 07:30:47
 Page: 60 of 62

WAS 4 (OF WHICH)

Write-In Votes	RECEIVED	4
----------------	----------	---

THE WHOLE NUMBER OF VOTES GIVEN: DEM Pentland Twp Clerk
 WAS 4 (OF WHICH)

Write-In Votes	RECEIVED	4
----------------	----------	---

THE WHOLE NUMBER OF VOTES GIVEN: DEM Pentland Twp Treasurer
 WAS 4 (OF WHICH)

Write-In Votes	RECEIVED	4
----------------	----------	---

THE WHOLE NUMBER OF VOTES GIVEN: DEM Pentland Twp Trustee
 WAS 6 (OF WHICH)

Write-In Votes	RECEIVED	6
----------------	----------	---

THE WHOLE NUMBER OF VOTES GIVEN: DEM Columbus 1 Delegate
 WAS 0 (OF WHICH)

Write-In Votes	RECEIVED	0
----------------	----------	---

THE WHOLE NUMBER OF VOTES GIVEN: DEM Lakefield 1 Delegate
 WAS 1 (OF WHICH)

Write-In Votes	RECEIVED	1
----------------	----------	---

THE WHOLE NUMBER OF VOTES GIVEN: DEM McMillan 1 Delegate
 WAS 13 (OF WHICH)

Write-In Votes	RECEIVED	13
----------------	----------	----

THE WHOLE NUMBER OF VOTES GIVEN: DEM Pentland 1 Delegate
 WAS 4 (OF WHICH)

Write-In Votes	RECEIVED	4
----------------	----------	---

THE WHOLE NUMBER OF VOTES GIVEN: County Park Rec Prop A
 WAS 1023 (OF WHICH)

YES	RECEIVED	602
NO	RECEIVED	421

THE WHOLE NUMBER OF VOTES GIVEN: County Airport Prop B
 WAS 1018 (OF WHICH)

YES	RECEIVED	605
NO	RECEIVED	413

THE WHOLE NUMBER OF VOTES GIVEN: V Newberry Fire Mill
 WAS 239 (OF WHICH)

Statement of Votes Cast
Luce County, MI
2016 General Primary

Date: 08/03/16
Time: 07:30:47
Page: 61 of 62

SOVC For Jurisdiction Wide, All Counters, All Races

YES	RECEIVED	179
NO	RECEIVED	60


State of Michigan County of LUCE ss.


We Hereby Certify, That the foregoing is a correct transcript of the Statement of the Board of County Canvassers, of the County of LUCE, of the voters given in such County for the indicated candidates and proposals at the Election held on Tuesday, August 2, 2016, as appears from the original statement on file in the office of the County Clerk.


In Witness Whereof, We have hereunto set our hands and caused

To be affixed the Seal of the Circuit Court for the County of Luce

This 3rd day of August, 2016.


Bonita Gibson


Robert Cameron


Barbara English

Attest:  (Seal)
Sharon J. Price
Clerk of the Board of County Canvassers

FAX COVER SHEET

SHARON J. PRICE

LUCE COUNTY CLERK/REGISTER OF DEEDS

407 W. Harrie St.

Newberry, MI 49868

Phone (906) 293-5521

Fax (906) 293-5553

Date: 8-9-16

To: Michelle

Company: Bureau of Elections

Your Fax: 517-373-0941

From: Sharon

Total number of sheets (Including cover page): 9.

COMMENTS:

Michelle,
Please let me know if this is not
what you are looking for
Thanks
Sharon.

Should you have any questions or require further information, please phone or fax me.

Election Summary Report

Date:08/02/16

Luce County, MI

Time:20:13:31

2016 General Primary

Page:1 of 5

Summary For Columbus Township, Precinct 1, All Counters, All Races

Registered Voters 169 - Cards Cast 61 36.09%

Num. Report Precinct 1 - Num. Reporting 1 100.00%

REP D1 Rep in Congress		REP	Total	
Number of Precincts			1	
Precincts Reporting			1	100.0 %
Times Counted			61/169	36.1 %
Total Votes			43	
Jason Allen	REP	8	18.60%	
Jack Bergman	REP	11	25.58%	
Tom Casperson	REP	24	55.81%	
Write-in Votes		0	0.00%	

REP D109 Representative		REP	Total	
Number of Precincts			1	
Precincts Reporting			1	100.0 %
Times Counted			61/169	36.1 %
Total Votes			31	
Kevin W. Pfister	REP	17	54.84%	
Melody Wagner Patter	REP	13	41.94%	
Write-in Votes		1	3.23%	

REP Prosecuting Attorney		REP	Total	
Number of Precincts			1	
Precincts Reporting			1	100.0 %
Times Counted			61/169	36.1 %
Total Votes			35	
Joshua B. Freed	REP	34	97.14%	
Write-in Votes		1	2.86%	

REP County Sheriff		REP	Total	
Number of Precincts			1	
Precincts Reporting			1	100.0 %
Times Counted			61/169	36.1 %
Total Votes			34	
John Cischke	REP	33	97.06%	
Write-in Votes		1	2.94%	

REP County Clerk		REP	Total	
Number of Precincts			1	
Precincts Reporting			1	100.0 %
Times Counted			61/169	36.1 %
Total Votes			37	
Sharon J. Price	REP	37	100.00%	
Write-in Votes		0	0.00%	

Election Summary Report
Luce County, MI
2016 General Primary

Date:08/02/16
Time:20:13:31
Page:2 of 5

Summary For Columbus Township, Precinct 1, All Counters, All Races

Registered Voters 169 - Cards Cast 61 36.09%

Num. Report Precinct 1 - Num. Reporting 1 100.00%

REP County Treasurer		REP	Total	
Number of Precincts			1	
Precincts Reporting			1	100.0 %
Times Counted			61/169	36.1 %
Total Votes			33	
Darlene A. Kisro		REP	32	96.97%
Write-in Votes			1	3.03%

REP D5 Commissioner		REP	Total	
Number of Precincts			1	
Precincts Reporting			1	100.0 %
Times Counted			61/169	36.1 %
Total Votes			28	
Phyllis M. French		REP	27	96.43%
Write-in Votes			1	3.57%

REP Columbus Twp Supervisor		REP	Total	
Number of Precincts			1	
Precincts Reporting			1	100.0 %
Times Counted			61/169	36.1 %
Total Votes			27	
Jeannie M. King		REP	27	100.00%
Write-in Votes			0	0.00%

REP Columbus Twp Clerk		REP	Total	
Number of Precincts			1	
Precincts Reporting			1	100.0 %
Times Counted			61/169	36.1 %
Total Votes			2	
Write-in Votes			2	100.00%

REP Columbus Twp Treasurer		REP	Total	
Number of Precincts			1	
Precincts Reporting			1	100.0 %
Times Counted			61/169	36.1 %
Total Votes			26	
Kelly D. King		REP	26	100.00%
Write-in Votes			0	0.00%

REP Columbus Twp Trustee		REP	Total	
Number of Precincts			1	
Precincts Reporting			1	100.0 %
Times Counted			61/169	36.1 %
Total Votes			44	
Ed Auge		REP	26	59.09%
Patsy L. Wheeler		REP	18	40.91%
Write-in Votes			0	0.00%

Election Summary Report
Luce County, MI
2016 General Primary
Summary For Columbus Township, Precinct 1, All Counters, All Races

Date:08/02/16
Time:20:13:31
Page:3 of 5

Registered Voters 169 - Cards Cast 61 36.09%

Num. Report Precinct 1 - Num. Reporting 1 100.00%

REP Columbus 1 Delegate	REP	Total	
Number of Precincts		1	
Precincts Reporting		1	100.0 %
Times Counted		61/169	36.1 %
Total Votes		2	
Write-in Votes		2	100.00%

DEM D1 Rep in Congress	DEM	Total	
Number of Precincts		1	
Precincts Reporting		1	100.0 %
Times Counted		61/169	36.1 %
Total Votes		14	
Jerry Cannon	DEM	8	57.14%
Lon Johnson	DEM	6	42.86%
Write-in Votes		0	0.00%

DEM D109 Representative	DEM	Total	
Number of Precincts		1	
Precincts Reporting		1	100.0 %
Times Counted		61/169	36.1 %
Total Votes		15	
Sara Cambensy	DEM	8	53.33%
John Kivela	DEM	7	46.67%
Write-in Votes		0	0.00%

DEM Prosecuting Attorney	DEM	Total	
Number of Precincts		1	
Precincts Reporting		1	100.0 %
Times Counted		61/169	36.1 %
Total Votes		2	
Write-in Votes		2	100.00%

DEM County Sheriff	DEM	Total	
Number of Precincts		1	
Precincts Reporting		1	100.0 %
Times Counted		61/169	36.1 %
Total Votes		3	
Write-in Votes		3	100.00%

DEM County Clerk	DEM	Total	
Number of Precincts		1	
Precincts Reporting		1	100.0 %
Times Counted		61/169	36.1 %
Total Votes		2	
Write-in Votes		2	100.00%

Election Summary Report
Luce County, MI
2016 General Primary

Date:08/02/16
Time:20:13:31
Page:4 of 5

Summary For Columbus Township, Precinct 1, All Counters, All Races

Registered Voters 169 - Cards Cast 61 36.09%

Num. Report Precinct 1 - Num. Reporting 1 100.00%

DEM County Treasurer	DEM	Total	
Number of Precincts		1	
Precincts Reporting		1	100.0 %
Times Counted		61/169	36.1 %
Total Votes		2	
Write-in Votes		2	100.00%

DEM D5 Commissioner	DEM	Total	
Number of Precincts		1	
Precincts Reporting		1	100.0 %
Times Counted		61/169	36.1 %
Total Votes		2	
Write-in Votes		2	100.00%

DEM Columbus Twp Supervisor	DEM	Total	
Number of Precincts		1	
Precincts Reporting		1	100.0 %
Times Counted		61/169	36.1 %
Total Votes		2	
Write-in Votes		2	100.00%

DEM Columbus Twp Clerk	DEM	Total	
Number of Precincts		1	
Precincts Reporting		1	100.0 %
Times Counted		61/169	36.1 %
Total Votes		12	
Donald L. Leech	DEM	12	100.00%
Write-in Votes		0	0.00%

DEM Columbus Twp Treasurer	DEM	Total	
Number of Precincts		1	
Precincts Reporting		1	100.0 %
Times Counted		61/169	36.1 %
Total Votes		1	
Write-in Votes		1	100.00%

DEM Columbus Twp Trustee	DEM	Total	
Number of Precincts		1	
Precincts Reporting		1	100.0 %
Times Counted		61/169	36.1 %
Total Votes		12	
Sheila S. Reed	DEM	12	100.00%
Write-in Votes		0	0.00%

Election Summary Report
Luce County, MI
2016 General Primary

Date:08/02/16
Time:20:13:31
Page:5 of 5

Summary For Columbus Township, Precinct 1, All Counters, All Races

Registered Voters 169 - Cards Cast 61 36.09% Num. Report Precinct 1 - Num. Reporting 1 100.00%

DEM Columbus 1 Delegate	DEM	Total
Number of Precincts	1	1
Precincts Reporting	1	100.0 %
Times Counted	61/169	36.1 %
Total Votes	0	
Write-in Votes	0	N/A

County Park Rec Prop A	Total
Number of Precincts	1
Precincts Reporting	1 100.0 %
Times Counted	61/169 36.1 %
Total Votes	57
YES	21 36.84%
NO	36 63.16%

County Airport Prop B	Total
Number of Precincts	1
Precincts Reporting	1 100.0 %
Times Counted	61/169 36.1 %
Total Votes	56
YES	23 41.07%
NO	33 58.93%

Election Summary Report
Luce County, MI
2016 General Primary

Date:08/02/16
Time:20:13:35
Page:1 of 5

Summary For Lakefield Township, Precinct 1, All Counters, All Races

Registered Voters 939 - Cards Cast 314 33.44%

Num. Report Precinct 1 - Num. Reporting 1 100.00%

REP D1 Rep in Congress		REP	Total	
Number of Precincts			1	
Precincts Reporting			1	100.0 %
Times Counted			314/939	33.4 %
Total Votes			261	
Jason Allen	REP	60	22.99%	
Jack Bergman	REP	59	22.61%	
Tom Casperson	REP	142	54.41%	
Write-in Votes		0	0.00%	

REP D109 Representative		REP	Total	
Number of Precincts			1	
Precincts Reporting			1	100.0 %
Times Counted			314/939	33.4 %
Total Votes			210	
Kevin W. Pfister	REP	106	50.48%	
Melody Wagner Patter	REP	103	49.05%	
Write-in Votes		1	0.48%	

REP Prosecuting Attorney		REP	Total	
Number of Precincts			1	
Precincts Reporting			1	100.0 %
Times Counted			314/939	33.4 %
Total Votes			221	
Joshua B. Freed	REP	221	100.00%	
Write-in Votes		0	0.00%	

REP County Sheriff		REP	Total	
Number of Precincts			1	
Precincts Reporting			1	100.0 %
Times Counted			314/939	33.4 %
Total Votes			234	
John Cischke	REP	232	99.15%	
Write-in Votes		2	0.85%	

REP County Clerk		REP	Total	
Number of Precincts			1	
Precincts Reporting			1	100.0 %
Times Counted			314/939	33.4 %
Total Votes			228	
Sharon J. Price	REP	227	99.56%	
Write-in Votes		1	0.44%	

Election Summary Report
Luce County, MI
2016 General Primary

Date:08/02/16
Time:20:13:35
Page:2 of 5

Summary For Lakefield Township, Precinct 1, All Counters, All Races

Registered Voters 939 - Cards Cast 314 33.44%

Num. Report Precinct 1 - Num. Reporting 1 100.00%

REP County Treasurer		REP	Total	
Number of Precincts			1	
Precincts Reporting			1	100.0 %
Times Counted			314/939	33.4 %
Total Votes			211	
Darlene A. Kisro		REP	211	100.00%
Write-in Votes			0	0.00%

REP D4 Commissioner		REP	Total	
Number of Precincts			1	
Precincts Reporting			1	100.0 %
Times Counted			29/82	35.4 %
Total Votes			0	
Write-in Votes			0	N/A

REP D5 Commissioner		REP	Total	
Number of Precincts			1	
Precincts Reporting			1	100.0 %
Times Counted			285/857	33.3 %
Total Votes			173	
Phyllis M. French		REP	170	98.27%
Write-in Votes			3	1.73%

REP Lakefield Twp Supervisor		REP	Total	
Number of Precincts			1	
Precincts Reporting			1	100.0 %
Times Counted			314/939	33.4 %
Total Votes			253	
John Bell Jr.		REP	113	44.66%
Tom Dennis		REP	139	54.94%
Write-in Votes			1	0.40%

REP Lakefield Twp Clerk		REP	Total	
Number of Precincts			1	
Precincts Reporting			1	100.0 %
Times Counted			314/939	33.4 %
Total Votes			237	
Timothy Teed		REP	236	99.58%
Write-in Votes			1	0.42%

REP Lakefield Twp Treasurer		REP	Total	
Number of Precincts			1	
Precincts Reporting			1	100.0 %
Times Counted			314/939	33.4 %
Total Votes			238	
Amy Wheeler		REP	237	99.58%
Write-in Votes			1	0.42%

Election Summary Report
Luce County, MI
2016 General Primary

Date:08/02/16
Time:20:13:35
Page:3 of 5

Summary For Lakefield Township, Precinct 1, All Counters, All Races

Registered Voters 939 - Cards Cast 314 33.44%

Num. Report Precinct 1 - Num. Reporting 1 100.00%

REP Lakefield Twp Trustee		REP	Total	
Number of Precincts			1	
Precincts Reporting			1	100.0 %
Times Counted			314/939	33.4 %
Total Votes			433	
Michael F. French	REP	120	27.71%	
David Littlejohn	REP	120	27.71%	
Richard Plesscher	REP	192	44.34%	
Write-in Votes		1	0.23%	

REP Lakefield 1 Delegate		REP	Total	
Number of Precincts			1	
Precincts Reporting			1	100.0 %
Times Counted			314/939	33.4 %
Total Votes			15	
Write-in Votes			15	100.00%

DEM D1 Rep in Congress		DEM	Total	
Number of Precincts			1	
Precincts Reporting			1	100.0 %
Times Counted			314/939	33.4 %
Total Votes			35	
Jerry Cannon	DEM	4	11.43%	
Lon Johnson	DEM	31	88.57%	
Write-in Votes		0	0.00%	

DEM D109 Representative		DEM	Total	
Number of Precincts			1	
Precincts Reporting			1	100.0 %
Times Counted			314/939	33.4 %
Total Votes			33	
Sara Cambensy	DEM	21	63.64%	
John Kivela	DEM	12	36.36%	
Write-in Votes		0	0.00%	

DEM Prosecuting Attorney		DEM	Total	
Number of Precincts			1	
Precincts Reporting			1	100.0 %
Times Counted			314/939	33.4 %
Total Votes			2	
Write-in Votes			2	100.00%

Election Summary Report
Luce County, MI
2016 General Primary

Date:08/02/16
Time:20:13:35
Page:4 of 5

Summary For Lakefield Township, Precinct 1, All Counters, All Races

Registered Voters 939 - Cards Cast 314 33.44%

Num. Report Precinct 1 - Num. Reporting 1 100.00%

DEM County Sheriff	DEM	Total	
Number of Precincts	1		
Precincts Reporting	1	100.0 %	
Times Counted	314/939	33.4 %	
Total Votes	2		
Write-in Votes	2	100.00%	

DEM County Clerk	DEM	Total	
Number of Precincts	1		
Precincts Reporting	1	100.0 %	
Times Counted	314/939	33.4 %	
Total Votes	2		
Write-in Votes	2	100.00%	

DEM County Treasurer	DEM	Total	
Number of Precincts	1		
Precincts Reporting	1	100.0 %	
Times Counted	314/939	33.4 %	
Total Votes	2		
Write-in Votes	2	100.00%	

DEM D4 Commissioner	DEM	Total	
Number of Precincts	1		
Precincts Reporting	1	100.0 %	
Times Counted	29/82	35.4 %	
Total Votes	0		
Write-in Votes	0	N/A	

DEM D5 Commissioner	DEM	Total	
Number of Precincts	1		
Precincts Reporting	1	100.0 %	
Times Counted	285/857	33.3 %	
Total Votes	2		
Write-in Votes	2	100.00%	

DEM Lakefield Twp Supervisor	DEM	Total	
Number of Precincts	1		
Precincts Reporting	1	100.0 %	
Times Counted	314/939	33.4 %	
Total Votes	2		
Write-in Votes	2	100.00%	

Election Summary Report
Luce County, MI
2016 General Primary

Date:08/02/16
Time:20:13:35
Page:5 of 5

Summary For Lakefield Township, Precinct 1, All Counters, All Races

Registered Voters 939 - Cards Cast 314 33.44%

Num. Report Precinct 1 - Num. Reporting 1 100.00%

DEM Lakefield Twp Clerk		DEM	Total
Number of Precincts		1	
Precincts Reporting		1	100.0 %
Times Counted		314/939	33.4 %
Total Votes		2	
Write-in Votes		2	100.00%

DEM Lakefield Twp Treasurer		DEM	Total
Number of Precincts		1	
Precincts Reporting		1	100.0 %
Times Counted		314/939	33.4 %
Total Votes		2	
Write-in Votes		2	100.00%

DEM Lakefield Twp Trustee		DEM	Total
Number of Precincts		1	
Precincts Reporting		1	100.0 %
Times Counted		314/939	33.4 %
Total Votes		3	
Write-in Votes		3	100.00%

DEM Lakefield 1 Delegate		DEM	Total
Number of Precincts		1	
Precincts Reporting		1	100.0 %
Times Counted		314/939	33.4 %
Total Votes		1	
Write-in Votes		1	100.00%

County Park Rec Prop A		Total	
Number of Precincts		1	
Precincts Reporting		1	100.0 %
Times Counted		314/939	33.4 %
Total Votes		256	
YES		111	43.36%
NO		145	56.64%

County Airport Prop B		Total	
Number of Precincts		1	
Precincts Reporting		1	100.0 %
Times Counted		314/939	33.4 %
Total Votes		256	
YES		118	46.09%
NO		138	53.91%

Election Summary Report
Luce County, MI
2016 General Primary

Date:08/02/16
Time:20:13:37
Page:1 of 6

Summary For McMillan Township, Precinct 1, All Counters, All Races

Registered Voters 2046 - Cards Cast 417 20.38%

Num. Report Precinct 1 - Num. Reporting 1 100.00%

REP D1 Rep in Congress		REP	Total
Number of Precincts			1
Precincts Reporting			1 100.0 %
Times Counted			417/2046 20.4 %
Total Votes			303
Jason Allen	REP	56	18.48%
Jack Bergman	REP	83	27.39%
Tom Casperson	REP	163	53.80%
Write-in Votes		1	0.33%

REP D109 Representative		REP	Total
Number of Precincts			1
Precincts Reporting			1 100.0 %
Times Counted			417/2046 20.4 %
Total Votes			238
Kevin W. Pfister	REP	130	54.62%
Melody Wagner Patter	REP	105	44.12%
Write-in Votes		3	1.26%

REP Prosecuting Attorney		REP	Total
Number of Precincts			1
Precincts Reporting			1 100.0 %
Times Counted			417/2046 20.4 %
Total Votes			269
Joshua B. Freed	REP	264	98.14%
Write-in Votes		5	1.86%

REP County Sheriff		REP	Total
Number of Precincts			1
Precincts Reporting			1 100.0 %
Times Counted			417/2046 20.4 %
Total Votes			283
John Cischke	REP	277	97.88%
Write-in Votes		6	2.12%

REP County Clerk		REP	Total
Number of Precincts			1
Precincts Reporting			1 100.0 %
Times Counted			417/2046 20.4 %
Total Votes			277
Sharon J. Price	REP	273	98.56%
Write-in Votes		4	1.44%

Election Summary Report
Luce County, MI
2016 General Primary

Date:08/02/16
Time:20:13:37
Page:2 of 6

Summary For McMillan Township, Precinct 1, All Counters, All Races

Registered Voters 2046 - Cards Cast 417 20.38%

Num. Report Precinct 1 - Num. Reporting 1 100.00%

REP County Treasurer		REP	Total	
Number of Precincts			1	
Precincts Reporting			1	100.0 %
Times Counted			417/2046	20.4 %
Total Votes			251	
Darlene A. Kisro		REP	246	98.01%
Write-in Votes			5	1.99%

REP D1 Commissioner		REP	Total	
Number of Precincts			1	
Precincts Reporting			1	100.0 %
Times Counted			128/764	16.8 %
Total Votes			81	
Nancy Morrison		REP	78	96.30%
Write-in Votes			3	3.70%

REP D2 Commissioner		REP	Total	
Number of Precincts			1	
Precincts Reporting			1	100.0 %
Times Counted			192/824	23.3 %
Total Votes			141	
Michelle Clark		REP	73	51.77%
Peter Tazelaar		REP	68	48.23%
Write-in Votes			0	0.00%

REP D3 Commissioner		REP	Total	
Number of Precincts			1	
Precincts Reporting			1	100.0 %
Times Counted			97/458	21.2 %
Total Votes			59	
John Waltman		REP	55	93.22%
Write-in Votes			4	6.78%

REP McMillan Twp Supervisor		REP	Total	
Number of Precincts			1	
Precincts Reporting			1	100.0 %
Times Counted			417/2046	20.4 %
Total Votes			261	
Arthur F. Schultz		REP	257	98.47%
Write-in Votes			4	1.53%

Election Summary Report
Luce County, MI
2016 General Primary

Date:08/02/16
Time:20:13:37
Page:3 of 6

Summary For McMillan Township, Precinct 1, All Counters, All Races

Registered Voters 2046 - Cards Cast 417 20.38%

Num. Report Precinct 1 - Num. Reporting 1 100.00%

REP McMillan Twp Clerk		REP	Total	
Number of Precincts			1	
Precincts Reporting			1	100.0 %
Times Counted			417/2046	20.4 %
Total Votes			259	
Joseph Villemure	REP	256	98.84%	
Write-in Votes		3	1.16%	

REP McMillan Twp Treasurer		REP	Total	
Number of Precincts			1	
Precincts Reporting			1	100.0 %
Times Counted			417/2046	20.4 %
Total Votes			254	
David Schummer	REP	251	98.82%	
Write-in Votes		3	1.18%	

REP McMillan Twp Trustee		REP	Total	
Number of Precincts			1	
Precincts Reporting			1	100.0 %
Times Counted			417/2046	20.4 %
Total Votes			415	
Teddy L. Nutkins	REP	226	54.46%	
Tom Rahilly	REP	187	45.06%	
Write-in Votes		2	0.48%	

REP McMillan 1 Delegate		REP	Total	
Number of Precincts			1	
Precincts Reporting			1	100.0 %
Times Counted			417/2046	20.4 %
Total Votes			19	
Write-in Votes			19	100.00%

DEM D1 Rep in Congress		DEM	Total	
Number of Precincts			1	
Precincts Reporting			1	100.0 %
Times Counted			417/2046	20.4 %
Total Votes			93	
Jerry Cannon	DEM	12	12.90%	
Lon Johnson	DEM	81	87.10%	
Write-in Votes		0	0.00%	

Election Summary Report
Luce County, MI
2016 General Primary

Date:08/02/16
Time:20:13:37
Page:4 of 6

Summary For McMillan Township, Precinct 1, All Counters, All Races

Registered Voters 2046 - Cards Cast 417 20.38%

Num. Report Precinct 1 - Num. Reporting 1 100.00%

DEM D109 Representative		DEM	
		Total	
Number of Precincts		1	
Precincts Reporting		1	100.0 %
Times Counted		417/2046	20.4 %
Total Votes		88	
Sara Cambensy	DEM	21	23.86%
John Kivela	DEM	67	76.14%
Write-in Votes		0	0.00%

DEM Prosecuting Attorney		DEM	
		Total	
Number of Precincts		1	
Precincts Reporting		1	100.0 %
Times Counted		417/2046	20.4 %
Total Votes		16	
Write-in Votes		16	100.00%

DEM County Sheriff		DEM	
		Total	
Number of Precincts		1	
Precincts Reporting		1	100.0 %
Times Counted		417/2046	20.4 %
Total Votes		16	
Write-in Votes		16	100.00%

DEM County Clerk		DEM	
		Total	
Number of Precincts		1	
Precincts Reporting		1	100.0 %
Times Counted		417/2046	20.4 %
Total Votes		14	
Write-in Votes		14	100.00%

DEM County Treasurer		DEM	
		Total	
Number of Precincts		1	
Precincts Reporting		1	100.0 %
Times Counted		417/2046	20.4 %
Total Votes		15	
Write-in Votes		15	100.00%

DEM D1 Commissioner		DEM	
		Total	
Number of Precincts		1	
Precincts Reporting		1	100.0 %
Times Counted		128/764	16.8 %
Total Votes		23	
Larry Vincent	DEM	23	100.00%
Write-in Votes		0	0.00%

Election Summary Report
Luce County, MI
2016 General Primary

Date:08/02/16
Time:20:13:37
Page:5 of 6

Summary For McMillan Township, Precinct 1, All Counters, All Races

Registered Voters 2046 - Cards Cast 417 20.38%

Num. Report Precinct 1 - Num. Reporting 1 100.00%

DEM D2 Commissioner	DEM	Total
Number of Precincts	1	
Precincts Reporting	1	100.0 %
Times Counted	192/824	23.3 %
Total Votes	8	
Write-in Votes	8	100.00%

DEM D3 Commissioner	DEM	Total
Number of Precincts	1	
Precincts Reporting	1	100.0 %
Times Counted	97/458	21.2 %
Total Votes	2	
Write-in Votes	2	100.00%

DEM McMillan Twp Supervisor	DEM	Total
Number of Precincts	1	
Precincts Reporting	1	100.0 %
Times Counted	417/2046	20.4 %
Total Votes	15	
Write-in Votes	15	100.00%

DEM McMillan Twp Clerk	DEM	Total
Number of Precincts	1	
Precincts Reporting	1	100.0 %
Times Counted	417/2046	20.4 %
Total Votes	14	
Write-in Votes	14	100.00%

DEM McMillan Twp Treasurer	DEM	Total
Number of Precincts	1	
Precincts Reporting	1	100.0 %
Times Counted	417/2046	20.4 %
Total Votes	14	
Write-in Votes	14	100.00%

DEM McMillan Twp Trustee	DEM	Total
Number of Precincts	1	
Precincts Reporting	1	100.0 %
Times Counted	417/2046	20.4 %
Total Votes	21	
Write-in Votes	21	100.00%

Election Summary Report
Luce County, MI
2016 General Primary

Date:08/02/16
Time:20:13:37
Page:6 of 6

Summary For McMillan Township, Precinct 1, All Counters, All Races

Registered Voters 2046 - Cards Cast 417 20.38%

Num. Report Precinct 1 - Num. Reporting 1 100.00%

DEM McMillan 1 Delegate	DEM
	Total
Number of Precincts	1
Precincts Reporting	1 100.0 %
Times Counted	417/2046 20.4 %
Total Votes	13
Write-in Votes	13 100.00%

County Park Rec Prop A	Total
Number of Precincts	1
Precincts Reporting	1 100.0 %
Times Counted	417/2046 20.4 %
Total Votes	403
YES	263 65.26%
NO	140 34.74%

County Airport Prop B	Total
Number of Precincts	1
Precincts Reporting	1 100.0 %
Times Counted	417/2046 20.4 %
Total Votes	400
YES	257 64.25%
NO	143 35.75%

V Newberry Fire Mill	Total
Number of Precincts	1
Precincts Reporting	1 100.0 %
Times Counted	247/1127 21.9 %
Total Votes	239
YES	179 74.90%
NO	60 25.10%

Election Summary Report
Luce County, MI
2016 General Primary
Summary For Pentland Township, Precinct 1, All Counters, All Races

Date:08/02/16
Time:20:13:42
Page:1 of 5

Registered Voters 1128 - Cards Cast 329 29.17%

Num. Report Precinct 1 - Num. Reporting 1 100.00%

REP D1 Rep in Congress	REP	Total	
Number of Precincts		1	
Precincts Reporting		1	100.0 %
Times Counted		329/1128	29.2 %
Total Votes		246	
Jason Allen	REP	50	20.33%
Jack Bergman	REP	74	30.08%
Tom Casperson	REP	122	49.59%
Write-in Votes		0	0.00%

REP D109 Representative	REP	Total	
Number of Precincts		1	
Precincts Reporting		1	100.0 %
Times Counted		329/1128	29.2 %
Total Votes		198	
Kevin W. Pfister	REP	98	49.49%
Melody Wagner Patter	REP	99	50.00%
Write-in Votes		1	0.51%

REP Prosecuting Attorney	REP	Total	
Number of Precincts		1	
Precincts Reporting		1	100.0 %
Times Counted		329/1128	29.2 %
Total Votes		229	
Joshua B. Freed	REP	227	99.13%
Write-in Votes		2	0.87%

REP County Sheriff	REP	Total	
Number of Precincts		1	
Precincts Reporting		1	100.0 %
Times Counted		329/1128	29.2 %
Total Votes		229	
John Cischke	REP	229	100.00%
Write-in Votes		0	0.00%

REP County Clerk	REP	Total	
Number of Precincts		1	
Precincts Reporting		1	100.0 %
Times Counted		329/1128	29.2 %
Total Votes		231	
Sharon J. Price	REP	231	100.00%
Write-in Votes		0	0.00%

Election Summary Report

Date:08/02/16

Luce County, MI

Time:20:13:42

2016 General Primary

Page:2 of 5

Summary For Pentland Township, Precinct 1, All Counters, All Races

Registered Voters 1128 - Cards Cast 329 29.17%

Num. Report Precinct 1 - Num. Reporting 1 100.00%

REP County Treasurer		REP	Total	
Number of Precincts			1	
Precincts Reporting			1	100.0 %
Times Counted			329/1128	29.2 %
Total Votes			210	
Darlene A. Kisro	REP		207	98.57%
Write-in Votes			3	1.43%

REP D3 Commissioner		REP	Total	
Number of Precincts			1	
Precincts Reporting			1	100.0 %
Times Counted			67/351	19.1 %
Total Votes			39	
John Waltman	REP		37	94.87%
Write-in Votes			2	5.13%

REP D4 Commissioner		REP	Total	
Number of Precincts			1	
Precincts Reporting			1	100.0 %
Times Counted			262/777	33.7 %
Total Votes			10	
Write-in Votes			10	100.00%

REP Pentland Twp Supervisor		REP	Total	
Number of Precincts			1	
Precincts Reporting			1	100.0 %
Times Counted			329/1128	29.2 %
Total Votes			205	
Janet K. Maki	REP		205	100.00%
Write-in Votes			0	0.00%

REP Pentland Twp Clerk		REP	Total	
Number of Precincts			1	
Precincts Reporting			1	100.0 %
Times Counted			329/1128	29.2 %
Total Votes			242	
Jayeanne Anderson	REP		76	31.40%
Greg Rathje	REP		166	68.60%
Write-in Votes			0	0.00%

REP Pentland Twp Treasurer		REP	Total	
Number of Precincts			1	
Precincts Reporting			1	100.0 %
Times Counted			329/1128	29.2 %
Total Votes			229	
Jean Foley	REP		229	100.00%
Write-in Votes			0	0.00%

Election Summary Report

Luce County, MI

2016 General Primary

Summary For Pentland Township, Precinct 1, All Counters, All Races

Date:08/02/16

Time:20:13:42

Page:3 of 5

Registered Voters 1128 - Cards Cast 329 29.17%

Num. Report Precinct 1 - Num. Reporting 1 100.00%

REP Pentland Twp Trustee		REP	Total	
Number of Precincts			1	
Precincts Reporting			1	100.0 %
Times Counted			329/1128	29.2 %
Total Votes			447	
Jonathan Brown	REP		94	21.03%
Louise Eddy	REP		81	18.12%
Martin C. Lehto	REP		163	36.47%
Dawn Stephenson	REP		109	24.38%
Write-in Votes			0	0.00%

REP Pentland 1 Delegate		REP	Total	
Number of Precincts			1	
Precincts Reporting			1	100.0 %
Times Counted			329/1128	29.2 %
Total Votes			11	
Write-in Votes			11	100.00%

DEM D1 Rep in Congress		DEM	Total	
Number of Precincts			1	
Precincts Reporting			1	100.0 %
Times Counted			329/1128	29.2 %
Total Votes			61	
Jerry Cannon	DEM		14	22.95%
Lon Johnson	DEM		47	77.05%
Write-in Votes			0	0.00%

DEM D109 Representative		DEM	Total	
Number of Precincts			1	
Precincts Reporting			1	100.0 %
Times Counted			329/1128	29.2 %
Total Votes			58	
Sara Cambensy	DEM		15	25.86%
John Kivela	DEM		43	74.14%
Write-in Votes			0	0.00%

DEM Prosecuting Attorney		DEM	Total	
Number of Precincts			1	
Precincts Reporting			1	100.0 %
Times Counted			329/1128	29.2 %
Total Votes			4	
Write-in Votes			4	100.00%

Election Summary Report
Luce County, MI
2016 General Primary

Date:08/02/16
Time:20:13:42
Page:4 of 5

Summary For Pentland Township, Precinct 1, All Counters, All Races

Registered Voters 1128 - Cards Cast 329 29.17%

Num. Report Precinct 1 - Num. Reporting 1 100.00%

DEM County Sheriff	DEM	Total	
Number of Precincts		1	
Precincts Reporting		1	100.0 %
Times Counted		329/1128	29.2 %
Total Votes		4	
Write-in Votes		4	100.00%

DEM County Clerk	DEM	Total	
Number of Precincts		1	
Precincts Reporting		1	100.0 %
Times Counted		329/1128	29.2 %
Total Votes		4	
Write-in Votes		4	100.00%

DEM County Treasurer	DEM	Total	
Number of Precincts		1	
Precincts Reporting		1	100.0 %
Times Counted		329/1128	29.2 %
Total Votes		4	
Write-in Votes		4	100.00%

DEM D3 Commissioner	DEM	Total	
Number of Precincts		1	
Precincts Reporting		1	100.0 %
Times Counted		67/351	19.1 %
Total Votes		0	
Write-in Votes		0	N/A

DEM D4 Commissioner	DEM	Total	
Number of Precincts		1	
Precincts Reporting		1	100.0 %
Times Counted		262/777	33.7 %
Total Votes		5	
Write-in Votes		5	100.00%

DEM Pentland Twp Supervisor	DEM	Total	
Number of Precincts		1	
Precincts Reporting		1	100.0 %
Times Counted		329/1128	29.2 %
Total Votes		4	
Write-in Votes		4	100.00%

Election Summary Report
Luce County, MI
2016 General Primary
Summary For Pentland Township, Precinct 1, All Counters, All Races

Date:08/02/16
Time:20:13:42
Page:5 of 5

Registered Voters 1128 - Cards Cast 329 29.17%
Num. Report Precinct 1 - Num. Reporting 1 100.00%

DEM Pentland Twp Clerk	DEM
	Total
Number of Precincts	1
Precincts Reporting	1 100.0 %
Times Counted	329/1128 29.2 %
Total Votes	4
Write-in Votes	4 100.00%

DEM Pentland Twp Treasurer	DEM
	Total
Number of Precincts	1
Precincts Reporting	1 100.0 %
Times Counted	329/1128 29.2 %
Total Votes	4
Write-in Votes	4 100.00%

DEM Pentland Twp Trustee	DEM
	Total
Number of Precincts	1
Precincts Reporting	1 100.0 %
Times Counted	329/1128 29.2 %
Total Votes	6
Write-in Votes	6 100.00%

DEM Pentland 1 Delegate	DEM
	Total
Number of Precincts	1
Precincts Reporting	1 100.0 %
Times Counted	329/1128 29.2 %
Total Votes	4
Write-in Votes	4 100.00%

County Park Rec Prop A	
	Total
Number of Precincts	1
Precincts Reporting	1 100.0 %
Times Counted	329/1128 29.2 %
Total Votes	307
YES	207 67.43%
NO	100 32.57%

County Airport Prop B	
	Total
Number of Precincts	1
Precincts Reporting	1 100.0 %
Times Counted	329/1128 29.2 %
Total Votes	306
YES	207 67.65%
NO	99 32.35%

Statement of Votes Cast
Mackinac County, MI
2016 General Primary

Date:08/03/16
Time:12:01:57
Page:2 of 154

SOVC For Jurisdiction Wide, All Counters, All Races

	REP D1 Rep in Congress									
	Reg. Voters	Times Counted	Total Votes	Jason Allen (REP)		Jack Bergman (REP)		Tom Casperson (REP)		Write-In Votes
Jurisdiction Wide										
City of Mackinac Island, Precinct 1	758	119	86	45	52.33%	17	19.77%	23	26.74%	1 1.16%
City of St. Ignace, Precinct 1	2084	573	382	157	41.10%	124	32.46%	100	26.18%	1 0.26%
Bois Blanc Township, Precinct 1	105	45	24	6	25.00%	11	45.83%	7	29.17%	0 0.00%
Brevort Township, Precinct 1	473	186	147	44	29.93%	50	34.01%	53	36.05%	0 0.00%
Clark Township, Precinct 1	1707	626	475	142	29.89%	189	39.79%	142	29.89%	2 0.42%
Garfield Township, Precinct 1	683	163	122	19	15.57%	25	20.49%	78	63.93%	0 0.00%
Garfield Township, Precinct 2	223	206	153	37	24.18%	39	25.49%	77	50.33%	0 0.00%
Hendricks Township, Precinct 1	106	53	43	7	16.28%	13	30.23%	23	53.49%	0 0.00%
Hudson Township, Precinct 1	155	52	32	6	18.75%	13	40.63%	13	40.63%	0 0.00%
Marquette Township, Precinct 1	485	139	114	32	28.07%	58	50.88%	24	21.05%	0 0.00%
Moran Township, Precinct 1	914	382	247	97	39.27%	91	36.84%	59	23.89%	0 0.00%
Newton Township, Precinct 1	363	147	95	15	15.79%	30	31.58%	50	52.63%	0 0.00%
Portage Township, Precinct 1	756	285	206	47	22.82%	57	27.67%	102	49.51%	0 0.00%
St. Ignace Township, Precinct 1	590	189	130	47	36.15%	47	36.15%	36	27.69%	0 0.00%
Total	9402	3165	2256	701	31.07%	764	33.87%	787	34.88%	4 0.18%

Statement of Votes Cast
Mackinac County, MI
2016 General Primary

Date:08/03/16
Time:12:01:57
Page:3 of 154

SOVC For Jurisdiction Wide, All Counters, All Races

	REP D107 Representative							
	Reg. Voters	Times Counted	Total Votes	Lee Chatfield (REP)		Kathy Twardy (REP)		Write-In Votes
Jurisdiction Wide								
City of Mackinac Island, Precinct 1	758	119	84	50	59.52%	33	39.29%	1 1.19%
City of St. Ignace, Precinct 1	2084	573	382	262	68.59%	120	31.41%	0 0.00%
Bois Blanc Township, Precinct 1	105	45	20	17	85.00%	3	15.00%	0 0.00%
Brevort Township, Precinct 1	473	186	144	102	70.83%	41	28.47%	1 0.69%
Clark Township, Precinct 1	1707	626	506	382	75.49%	122	24.11%	2 0.40%
Garfield Township, Precinct 1	683	163	111	77	69.37%	33	29.73%	1 0.90%
Garfield Township, Precinct 2	223	206	143	120	83.92%	23	16.08%	0 0.00%
Hendricks Township, Precinct 1	106	53	36	28	77.78%	7	19.44%	1 2.78%
Hudson Township, Precinct 1	155	52	29	21	72.41%	8	27.59%	0 0.00%
Marquette Township, Precinct 1	485	139	115	90	78.26%	25	21.74%	0 0.00%
Moran Township, Precinct 1	914	382	243	170	69.96%	73	30.04%	0 0.00%
Newton Township, Precinct 1	363	147	91	64	70.33%	27	29.67%	0 0.00%
Portage Township, Precinct 1	756	285	210	165	78.57%	45	21.43%	0 0.00%
St. Ignace Township, Precinct 1	590	189	133	105	78.95%	28	21.05%	0 0.00%
Total	9402	3165	2247	1653	73.56%	588	26.17%	6 0.27%

Statement of Votes Cast
Mackinac County, MI
2016 General Primary

Date:08/03/16
Time:12:01:57
Page:65 of 154

SOVC For Jurisdiction Wide, All Counters, All Races

	DEM D1 Rep in Congress							
	Reg. Voters	Times Counted	Total Votes	Jerry Cannon (DEM)		Lon Johnson (DEM)	Write-In Votes	
Jurisdiction Wide								
City of Mackinac Island, Precinct 1	758	119	27	5 18.52%		22 81.48%	0	0.00%
City of St. Ignace, Precinct 1	2084	573	145	43 29.66%		102 70.34%	0	0.00%
Bois Blanc Township, Precinct 1	105	45	12	10 83.33%		2 16.67%	0	0.00%
Brevort Township, Precinct 1	473	186	12	3 25.00%		9 75.00%	0	0.00%
Clark Township, Precinct 1	1707	626	77	20 25.97%		57 74.03%	0	0.00%
Garfield Township, Precinct 1	683	163	22	5 22.73%		17 77.27%	0	0.00%
Garfield Township, Precinct 2	223	206	25	10 40.00%		15 60.00%	0	0.00%
Hendricks Township, Precinct 1	106	53	1	0 0.00%		1 100.00%	0	0.00%
Hudson Township, Precinct 1	155	52	12	5 41.67%		7 58.33%	0	0.00%
Marquette Township, Precinct 1	485	139	23	6 26.09%		17 73.91%	0	0.00%
Moran Township, Precinct 1	914	382	87	31 35.63%		56 64.37%	0	0.00%
Newton Township, Precinct 1	363	147	32	7 21.88%		24 75.00%	1	3.13%
Portage Township, Precinct 1	756	285	51	15 29.41%		36 70.59%	0	0.00%
St. Ignace Township, Precinct 1	590	189	45	10 22.22%		35 77.78%	0	0.00%
Total	9402	3165	571	170 29.77%		400 70.05%	1	0.18%

Statement of Votes Cast
Mackinac County, MI
2016 General Primary

Date:08/03/16
Time:12:01:57
Page:66 of 154

SOVC For Jurisdiction Wide, All Counters, All Races

	DEM D107 Representative					
	Reg. Voters	Times Counted	Total Votes	Phil Bellfy (DEM)	Write-In Votes	
Jurisdiction Wide						
City of Mackinac Island, Precinct 1	758	119	25	25 100.00%	0	0.00%
City of St. Ignace, Precinct 1	2084	573	128	126 98.44%	2	1.56%
Bois Blanc Township, Precinct 1	105	45	8	8 100.00%	0	0.00%
Brevort Township, Precinct 1	473	186	9	9 100.00%	0	0.00%
Clark Township, Precinct 1	1707	626	77	77 100.00%	0	0.00%
Garfield Township, Precinct 1	683	163	21	21 100.00%	0	0.00%
Garfield Township, Precinct 2	223	206	24	24 100.00%	0	0.00%
Hendricks Township, Precinct 1	106	53	1	1 100.00%	0	0.00%
Hudson Township, Precinct 1	155	52	10	10 100.00%	0	0.00%
Marquette Township, Precinct 1	485	139	22	22 100.00%	0	0.00%
Moran Township, Precinct 1	914	382	79	79 100.00%	0	0.00%
Newton Township, Precinct 1	363	147	27	27 100.00%	0	0.00%
Portage Township, Precinct 1	756	285	45	45 100.00%	0	0.00%
St. Ignace Township, Precinct 1	590	189	42	42 100.00%	0	0.00%
Total	9402	3165	518	516 99.61%	2	0.39%

**Election Summary Report
Mackinac County, MI
2016 General Primary**

Date:08/04/16
Time:11:25:28
Page:1 of 14

Summary For Jurisdiction Wide, All Counters, All Races

Registered Voters 9402 - Cards Cast 3165 33.66%

Num. Report Precinct 14 - Num. Reporting 14 100.00%

REP D1 Rep in Congress		REP	Total	
Number of Precincts			14	
Precincts Reporting			14	100.0 %
Times Counted		3165/9402		33.7 %
Total Votes			2256	
Jason Allen	REP		701	31.07%
Jack Bergman	REP		764	33.87%
Tom Caspersen	REP		787	34.88%
Write-in Votes			4	0.18%

REP County Treasurer		REP	Total	
Number of Precincts			14	
Precincts Reporting			14	100.0 %
Times Counted		3165/9402		33.7 %
Total Votes			1843	
Jennifer E. Goudreau	REP		1830	99.29%
Write-in Votes			13	0.71%

REP D107 Representative		REP	Total	
Number of Precincts			14	
Precincts Reporting			14	100.0 %
Times Counted		3165/9402		33.7 %
Total Votes			2247	
Lee Chatfield	REP		1653	73.56%
Kathy Twardy	REP		588	26.17%
Write-in Votes			6	0.27%

REP Register of Deeds		REP	Total	
Number of Precincts			14	
Precincts Reporting			14	100.0 %
Times Counted		3165/9402		33.7 %
Total Votes			1795	
Deborah M. Holle	REP		1787	99.55%
Write-in Votes			8	0.45%

REP Prosecuting Attorney		REP	Total	
Number of Precincts			14	
Precincts Reporting			14	100.0 %
Times Counted		3165/9402		33.7 %
Total Votes			1721	
J. Stuart Spencer	REP		1691	98.26%
Write-in Votes			30	1.74%

REP Road Commissioner		REP	Total	
Number of Precincts			14	
Precincts Reporting			14	100.0 %
Times Counted		3165/9402		33.7 %
Total Votes			1695	
Lester Livermore, Jr	REP		1682	99.23%
Write-in Votes			13	0.77%

REP County Sheriff		REP	Total	
Number of Precincts			14	
Precincts Reporting			14	100.0 %
Times Counted		3165/9402		33.7 %
Total Votes			2295	
Troy Johnston	REP		536	23.36%
Scott Strait	REP		1755	76.47%
Write-in Votes			4	0.17%

REP Surveyor		REP	Total	
Number of Precincts			14	
Precincts Reporting			14	100.0 %
Times Counted		3165/9402		33.7 %
Total Votes			1819	
Jeffrey M. Davis	REP		1810	99.51%
Write-in Votes			9	0.49%

REP County Clerk		REP	Total	
Number of Precincts			14	
Precincts Reporting			14	100.0 %
Times Counted		3165/9402		33.7 %
Total Votes			2340	
Tom Doty	REP		525	22.44%
H Kleeman-Vowell	REP		735	31.41%
Lori Wisner Johnston	REP		1074	45.90%
Write-in Votes			6	0.26%

REP D1 Commissioner		REP	Total	
Number of Precincts			4	
Precincts Reporting			4	100.0 %
Times Counted		694/2025		34.3 %
Total Votes			393	
Jim Hill	REP		389	98.98%
Write-in Votes			4	1.02%

Election Summary Report Mackinac County, MI 2016 General Primary

Date:08/04/16
Time:11:25:28
Page:2 of 14

Summary For Jurisdiction Wide, All Counters, All Races

Registered Voters 9402 - Cards Cast 3165 33.66%

Num. Report Precinct 14 - Num. Reporting 14 100.00%

REP D2 Commissioner	REP	Total	
Number of Precincts		5	
Precincts Reporting		5	100.0 %
Times Counted		780/1648	47.3 %
Total Votes		537	
Jerry D. Garries	REP	124	23.09%
Daniel J. Litzner	REP	410	76.35%
Write-in Votes		3	0.56%

REP D3 Commissioner	REP	Total	
Number of Precincts		3	
Precincts Reporting		3	100.0 %
Times Counted		426/2248	19.0 %
Total Votes		233	
Paul W. Krause	REP	233	100.00%
Write-in Votes		0	0.00%

REP D4 Commissioner	REP	Total	
Number of Precincts		2	
Precincts Reporting		2	100.0 %
Times Counted		695/1936	35.9 %
Total Votes		456	
Diane Patrick	REP	453	99.34%
Write-in Votes		3	0.66%

REP D5 Commissioner	REP	Total	
Number of Precincts		3	
Precincts Reporting		3	100.0 %
Times Counted		570/1545	36.9 %
Total Votes		299	
Calvin McPhee	REP	297	99.33%
Write-in Votes		2	0.67%

REP Bois Blanc Supervisor	REP	Total	
Number of Precincts		1	
Precincts Reporting		1	100.0 %
Times Counted		45/105	42.9 %
Total Votes		3	
Write-in Votes		3	100.00%

REP Bois Blanc Clerk	REP	Total	
Number of Precincts		1	
Precincts Reporting		1	100.0 %
Times Counted		45/105	42.9 %
Total Votes		3	
Write-in Votes		3	100.00%

REP Bois Blanc Treasurer	REP	Total	
Number of Precincts		1	
Precincts Reporting		1	100.0 %
Times Counted		45/105	42.9 %
Total Votes		3	
Write-in Votes		3	100.00%

REP Bois Blanc Trustee	REP	Total	
Number of Precincts		1	
Precincts Reporting		1	100.0 %
Times Counted		45/105	42.9 %
Total Votes		3	
Write-in Votes		3	100.00%

REP Brevort Supervisor	REP	Total	
Number of Precincts		1	
Precincts Reporting		1	100.0 %
Times Counted		186/473	39.3 %
Total Votes		162	
Brian T. Peterson	REP	60	37.04%
Edward Serwach	REP	101	62.35%
Write-in Votes		1	0.62%

REP Brevort Clerk	REP	Total	
Number of Precincts		1	
Precincts Reporting		1	100.0 %
Times Counted		186/473	39.3 %
Total Votes		149	
Heather Stelzer Bird	REP	149	100.00%
Write-in Votes		0	0.00%

REP Brevort Treasurer	REP	Total	
Number of Precincts		1	
Precincts Reporting		1	100.0 %
Times Counted		186/473	39.3 %
Total Votes		163	
Tabatha Orr	REP	55	33.74%
Brian Olsen	REP	105	64.42%
Write-in Votes		3	1.84%

**Election Summary Report
Mackinac County, MI
2016 General Primary**

Date:08/04/16
Time:11:25:28
Page:3 of 14

Summary For Jurisdiction Wide, All Counters, All Races

Registered Voters 9402 - Cards Cast 3165 33.66%

Num. Report Precinct 14 - Num. Reporting 14 100.00%

REP Brevort Trustee	REP	Total	
Number of Precincts		1	
Precincts Reporting		1	100.0 %
Times Counted		186/473	39.3 %
Total Votes		265	
Judith Butkovich	REP	72	27.17%
G. Michael Emery	REP	28	10.57%
Jonathan D. Litzner	REP	82	30.94%
William Orr	REP	83	31.32%
Write-in Votes		0	0.00%

REP Clark Supervisor	REP	Total	
Number of Precincts		1	
Precincts Reporting		1	100.0 %
Times Counted		626/1707	36.7 %
Total Votes		431	
Gary Reid	REP	428	99.30%
Write-in Votes		3	0.70%

REP Clark Clerk	REP	Total	
Number of Precincts		1	
Precincts Reporting		1	100.0 %
Times Counted		626/1707	36.7 %
Total Votes		13	
Write-in Votes		13	100.00%

REP Clark Treasurer	REP	Total	
Number of Precincts		1	
Precincts Reporting		1	100.0 %
Times Counted		626/1707	36.7 %
Total Votes		486	
Mark Clymer	REP	324	66.67%
Cheri Wilhelm	REP	157	32.30%
Write-in Votes		5	1.03%

REP Clark Trustee	REP	Total	
Number of Precincts		1	
Precincts Reporting		1	100.0 %
Times Counted		626/1707	36.7 %
Total Votes		7	
Write-in Votes		7	100.00%

REP Garfield Supervisor	REP	Total	
Number of Precincts		2	
Precincts Reporting		2	100.0 %
Times Counted		369/906	40.7 %
Total Votes		11	
Write-in Votes		11	100.00%

REP Garfield Clerk	REP	Total	
Number of Precincts		2	
Precincts Reporting		2	100.0 %
Times Counted		369/906	40.7 %
Total Votes		204	
Paula M. Fillman	REP	198	97.06%
Write-in Votes		6	2.94%

REP Garfield Treasurer	REP	Total	
Number of Precincts		2	
Precincts Reporting		2	100.0 %
Times Counted		369/906	40.7 %
Total Votes		219	
Debra L. Bennett	REP	217	99.09%
Write-in Votes		2	0.91%

REP Garfield Trustee	REP	Total	
Number of Precincts		2	
Precincts Reporting		2	100.0 %
Times Counted		369/906	40.7 %
Total Votes		361	
Clarence Ketcher Sr	REP	181	50.14%
Duncan MacArthur	REP	179	49.58%
Write-in Votes		1	0.28%

REP Hendricks Supervisor	REP	Total	
Number of Precincts		1	
Precincts Reporting		1	100.0 %
Times Counted		53/106	50.0 %
Total Votes		28	
Ronald H. Frazier	REP	28	100.00%
Write-in Votes		0	0.00%

REP Hendricks Clerk	REP	Total	
Number of Precincts		1	
Precincts Reporting		1	100.0 %
Times Counted		53/106	50.0 %
Total Votes		29	
Barbara Price	REP	29	100.00%
Write-in Votes		0	0.00%

**Election Summary Report
Mackinac County, MI
2016 General Primary**

Date:08/04/16
Time:11:25:28
Page:4 of 14

Summary For Jurisdiction Wide, All Counters, All Races

Registered Voters 9402 - Cards Cast 3165 33.66%

Num. Report Precinct 14 - Num. Reporting 14 100.00%

REP Hendricks Treasurer	REP	Total	
Number of Precincts		1	
Precincts Reporting		1	100.0 %
Times Counted		53/106	50.0 %
Total Votes		1	
Write-in Votes		1	100.00%

REP Hudson Trustee	REP	Total	
Number of Precincts		1	
Precincts Reporting		1	100.0 %
Times Counted		52/155	33.5 %
Total Votes		19	
Karen Kerridge	REP	19	100.00%
Write-in Votes		0	0.00%

REP Hendricks Trustee	REP	Total	
Number of Precincts		1	
Precincts Reporting		1	100.0 %
Times Counted		53/106	50.0 %
Total Votes		64	
William Cheesman	REP	23	35.94%
Ken Collier	REP	29	45.31%
Donald J. Goudreau	REP	12	18.75%
Write-in Votes		0	0.00%

REP Marquette Supervisor	REP	Total	
Number of Precincts		1	
Precincts Reporting		1	100.0 %
Times Counted		139/485	28.7 %
Total Votes		101	
John H. Kronmeyer	REP	100	99.01%
Write-in Votes		1	0.99%

REP Hendricks Constable	REP	Total	
Number of Precincts		1	
Precincts Reporting		1	100.0 %
Times Counted		53/106	50.0 %
Total Votes		30	
Jerry Eifler	REP	30	100.00%
Write-in Votes		0	0.00%

REP Marquette Clerk	REP	Total	
Number of Precincts		1	
Precincts Reporting		1	100.0 %
Times Counted		139/485	28.7 %
Total Votes		102	
Rena Leese	REP	102	100.00%
Write-in Votes		0	0.00%

REP Hudson Supervisor	REP	Total	
Number of Precincts		1	
Precincts Reporting		1	100.0 %
Times Counted		52/155	33.5 %
Total Votes		4	
Write-in Votes		4	100.00%

REP Marquette Treasurer	REP	Total	
Number of Precincts		1	
Precincts Reporting		1	100.0 %
Times Counted		139/485	28.7 %
Total Votes		5	
Write-in Votes		5	100.00%

REP Hudson Clerk	REP	Total	
Number of Precincts		1	
Precincts Reporting		1	100.0 %
Times Counted		52/155	33.5 %
Total Votes		4	
Write-in Votes		4	100.00%

REP Marquette Trustee	REP	Total	
Number of Precincts		1	
Precincts Reporting		1	100.0 %
Times Counted		139/485	28.7 %
Total Votes		166	
William Beacom	REP	90	54.22%
Brody Waybrant	REP	76	45.78%
Write-in Votes		0	0.00%

REP Hudson Treasurer	REP	Total	
Number of Precincts		1	
Precincts Reporting		1	100.0 %
Times Counted		52/155	33.5 %
Total Votes		4	
Write-in Votes		4	100.00%

REP Moran Supervisor	REP	Total	
Number of Precincts		1	
Precincts Reporting		1	100.0 %
Times Counted		382/914	41.8 %
Total Votes		9	
Write-in Votes		9	100.00%

Election Summary Report Mackinac County, MI 2016 General Primary

Date:08/04/16
Time:11:25:28
Page:5 of 14

Summary For Jurisdiction Wide, All Counters, All Races

Registered Voters 9402 - Cards Cast 3165 33.66%

Num. Report Precinct 14 - Num. Reporting 14 100.00%

REP Moran Clerk	REP	Total	
Number of Precincts		1	
Precincts Reporting		1	100.0 %
Times Counted	382/914		41.8 %
Total Votes		9	
Write-in Votes		9	100.00%

REP Moran Treasurer	REP	Total	
Number of Precincts		1	
Precincts Reporting		1	100.0 %
Times Counted	382/914		41.8 %
Total Votes		8	
Write-in Votes		8	100.00%

REP Moran Trustee	REP	Total	
Number of Precincts		1	
Precincts Reporting		1	100.0 %
Times Counted	382/914		41.8 %
Total Votes		244	
Charles Malcolm	REP	100	40.98%
Mark Spencer	REP	143	58.61%
Write-in Votes		1	0.41%

REP Newton Supervisor	REP	Total	
Number of Precincts		1	
Precincts Reporting		1	100.0 %
Times Counted	147/363		40.5 %
Total Votes		83	
Fred Burton	REP	82	98.80%
Write-in Votes		1	1.20%

REP Newton Clerk	REP	Total	
Number of Precincts		1	
Precincts Reporting		1	100.0 %
Times Counted	147/363		40.5 %
Total Votes		61	
Sherry Salter	REP	59	96.72%
Write-in Votes		2	3.28%

REP Newton Treasurer	REP	Total	
Number of Precincts		1	
Precincts Reporting		1	100.0 %
Times Counted	147/363		40.5 %
Total Votes		83	
Marilyn M Strickland	REP	82	98.80%
Write-in Votes		1	1.20%

REP Newton Trustee	REP	Total	
Number of Precincts		1	
Precincts Reporting		1	100.0 %
Times Counted	147/363		40.5 %
Total Votes		155	
Keith Keller	REP	64	41.29%
Neil D. McArthur	REP	59	38.06%
George L. Tremblay	REP	32	20.65%
Write-in Votes		0	0.00%

REP Portage Supervisor	REP	Total	
Number of Precincts		1	
Precincts Reporting		1	100.0 %
Times Counted	285/756		37.7 %
Total Votes		72	
Write-in Votes		72	100.00%

REP Portage Clerk	REP	Total	
Number of Precincts		1	
Precincts Reporting		1	100.0 %
Times Counted	285/756		37.7 %
Total Votes		173	
Pat MacLachlan	REP	171	98.84%
Write-in Votes		2	1.16%

REP Portage Treasurer	REP	Total	
Number of Precincts		1	
Precincts Reporting		1	100.0 %
Times Counted	285/756		37.7 %
Total Votes		64	
Write-in Votes		64	100.00%

REP Portage Trustee	REP	Total	
Number of Precincts		1	
Precincts Reporting		1	100.0 %
Times Counted	285/756		37.7 %
Total Votes		323	
Patrick Abram	REP	179	55.42%
Edgar W. Holbrook	REP	143	44.27%
Write-in Votes		1	0.31%

REP St. Ignace Supervisor	REP	Total	
Number of Precincts		1	
Precincts Reporting		1	100.0 %
Times Counted	189/590		32.0 %
Total Votes		7	
Write-in Votes		7	100.00%

**Election Summary Report
Mackinac County, MI
2016 General Primary**

Date:08/04/16
Time:11:25:28
Page:6 of 14

Summary For Jurisdiction Wide, All Counters, All Races

Registered Voters 9402 - Cards Cast 3165 33.66%

Num. Report Precinct 14 - Num. Reporting 14 100.00%

REP St. Ignace Clerk	REP	Total	
Number of Precincts		1	
Precincts Reporting		1	100.0 %
Times Counted	189/590		32.0 %
Total Votes		102	
Kimberly Hagen	REP	102	100.00%
Write-in Votes		0	0.00%

REP Bois Blanc 1 Delegate	REP	Total	
Number of Precincts		1	
Precincts Reporting		1	100.0 %
Times Counted	45/105		42.9 %
Total Votes		2	
Write-in Votes		2	100.00%

REP St. Ignace Treasurer	REP	Total	
Number of Precincts		1	
Precincts Reporting		1	100.0 %
Times Counted	189/590		32.0 %
Total Votes		114	
Mark Eby	REP	114	100.00%
Write-in Votes		0	0.00%

REP Brevort 1 Delegate	REP	Total	
Number of Precincts		1	
Precincts Reporting		1	100.0 %
Times Counted	186/473		39.3 %
Total Votes		2	
Write-in Votes		2	100.00%

REP St. Ignace Constable	REP	Total	
Number of Precincts		1	
Precincts Reporting		1	100.0 %
Times Counted	189/590		32.0 %
Total Votes		4	
Write-in Votes		4	100.00%

REP Clark 1 Delegate	REP	Total	
Number of Precincts		1	
Precincts Reporting		1	100.0 %
Times Counted	626/1707		36.7 %
Total Votes		13	
Write-in Votes		13	100.00%

REP St. Ignace Trustee	REP	Total	
Number of Precincts		1	
Precincts Reporting		1	100.0 %
Times Counted	189/590		32.0 %
Total Votes		169	
Glenn McKenzie	REP	72	42.60%
Allen Mitchell	REP	97	57.40%
Write-in Votes		0	0.00%

REP Garfield 1 Delegate	REP	Total	
Number of Precincts		1	
Precincts Reporting		1	100.0 %
Times Counted	163/683		23.9 %
Total Votes		0	
Write-in Votes		0	N/A

REP C Mack Isl 1 Delegate	REP	Total	
Number of Precincts		1	
Precincts Reporting		1	100.0 %
Times Counted	119/758		15.7 %
Total Votes		44	
John Tierney Keogh	REP	43	97.73%
Write-in Votes		1	2.27%

REP Garfield 2 Delegate	REP	Total	
Number of Precincts		1	
Precincts Reporting		1	100.0 %
Times Counted	206/223		92.4 %
Total Votes		1	
Write-in Votes		1	100.00%

REP C St. Ignace 1 Delegate	REP	Total	
Number of Precincts		1	
Precincts Reporting		1	100.0 %
Times Counted	573/2084		27.5 %
Total Votes		48	
Write-in Votes		48	100.00%

REP Hendricks 1 Delegate	REP	Total	
Number of Precincts		1	
Precincts Reporting		1	100.0 %
Times Counted	53/106		50.0 %
Total Votes		2	
Write-in Votes		2	100.00%

Election Summary Report
Mackinac County, MI
2016 General Primary

Date:08/04/16
Time:11:25:28
Page:7 of 14

Summary For Jurisdiction Wide, All Counters, All Races

Registered Voters 9402 - Cards Cast 3165 33.66%

Num. Report Precinct 14 - Num. Reporting 14 100.00%

REP Hudson 1 Delegate	REP	Total
Number of Precincts	1	
Precincts Reporting	1	100.0 %
Times Counted	52/155	33.5 %
Total Votes	3	
Write-in Votes	3	100.00%

REP Marquette 1 Delegate	REP	Total
Number of Precincts	1	
Precincts Reporting	1	100.0 %
Times Counted	139/485	28.7 %
Total Votes	1	
Write-in Votes	1	100.00%

REP Moran 1 Delegate	REP	Total
Number of Precincts	1	
Precincts Reporting	1	100.0 %
Times Counted	382/914	41.8 %
Total Votes	13	
Write-in Votes	13	100.00%

REP Newton 1 Delegate	REP	Total
Number of Precincts	1	
Precincts Reporting	1	100.0 %
Times Counted	147/363	40.5 %
Total Votes	3	
Write-in Votes	3	100.00%

REP Portage 1 Delegate	REP	Total
Number of Precincts	1	
Precincts Reporting	1	100.0 %
Times Counted	285/756	37.7 %
Total Votes	25	
Write-in Votes	25	100.00%

REP St. Ignace 1 Delegate	REP	Total
Number of Precincts	1	
Precincts Reporting	1	100.0 %
Times Counted	189/590	32.0 %
Total Votes	3	
Write-in Votes	3	100.00%

DEM D1 Rep in Congress	DEM	Total
Number of Precincts	14	
Precincts Reporting	14	100.0 %
Times Counted	3165/9402	33.7 %
Total Votes	571	
Jerry Cannon	DEM	170 29.77%
Lon Johnson	DEM	400 70.05%
Write-in Votes	1	0.18%

DEM D107 Representative	DEM	Total
Number of Precincts	14	
Precincts Reporting	14	100.0 %
Times Counted	3165/9402	33.7 %
Total Votes	518	
Phil Bellfy	DEM	516 99.61%
Write-in Votes	2	0.39%

DEM Prosecuting Attorney	DEM	Total
Number of Precincts	14	
Precincts Reporting	14	100.0 %
Times Counted	3165/9402	33.7 %
Total Votes	526	
Kayla L. Pelter	DEM	522 99.24%
Write-in Votes	4	0.76%

DEM County Sheriff	DEM	Total
Number of Precincts	14	
Precincts Reporting	14	100.0 %
Times Counted	3165/9402	33.7 %
Total Votes	45	
Write-in Votes	45	100.00%

DEM County Clerk	DEM	Total
Number of Precincts	14	
Precincts Reporting	14	100.0 %
Times Counted	3165/9402	33.7 %
Total Votes	531	
Judy St. Louis	DEM	531 100.00%
Write-in Votes	0	0.00%

DEM County Treasurer	DEM	Total
Number of Precincts	14	
Precincts Reporting	14	100.0 %
Times Counted	3165/9402	33.7 %
Total Votes	51	
Write-in Votes	51	100.00%

**Election Summary Report
Mackinac County, MI
2016 General Primary**

Date:08/04/16
Time:11:25:28
Page:8 of 14

Summary For Jurisdiction Wide, All Counters, All Races

Registered Voters 9402 - Cards Cast 3165 33.66%

Num. Report Precinct 14 - Num. Reporting 14 100.00%

DEM Register of Deeds	DEM	Total	
Number of Precincts		14	
Precincts Reporting		14	100.0 %
Times Counted	3165/9402		33.7 %
Total Votes		47	
Write-in Votes		47	100.00%

DEM D4 Commissioner	DEM	Total	
Number of Precincts		2	
Precincts Reporting		2	100.0 %
Times Counted	695/1936		35.9 %
Total Votes		7	
Write-in Votes		7	100.00%

DEM Road Commissioner	DEM	Total	
Number of Precincts		14	
Precincts Reporting		14	100.0 %
Times Counted	3165/9402		33.7 %
Total Votes		50	
Write-in Votes		50	100.00%

DEM D5 Commissioner	DEM	Total	
Number of Precincts		3	
Precincts Reporting		3	100.0 %
Times Counted	570/1545		36.9 %
Total Votes		10	
Write-in Votes		10	100.00%

DEM Surveyor	DEM	Total	
Number of Precincts		14	
Precincts Reporting		14	100.0 %
Times Counted	3165/9402		33.7 %
Total Votes		48	
Write-in Votes		48	100.00%

DEM Bois Blanc Supervisor	DEM	Total	
Number of Precincts		1	
Precincts Reporting		1	100.0 %
Times Counted	45/105		42.9 %
Total Votes		0	
Write-in Votes		0	N/A

DEM D1 Commissioner	DEM	Total	
Number of Precincts		4	
Precincts Reporting		4	100.0 %
Times Counted	694/2025		34.3 %
Total Votes		10	
Write-in Votes		10	100.00%

DEM Bois Blanc Clerk	DEM	Total	
Number of Precincts		1	
Precincts Reporting		1	100.0 %
Times Counted	45/105		42.9 %
Total Votes		0	
Write-in Votes		0	N/A

DEM D2 Commissioner	DEM	Total	
Number of Precincts		5	
Precincts Reporting		5	100.0 %
Times Counted	780/1648		47.3 %
Total Votes		7	
Write-in Votes		7	100.00%

DEM Bois Blanc Treasurer	DEM	Total	
Number of Precincts		1	
Precincts Reporting		1	100.0 %
Times Counted	45/105		42.9 %
Total Votes		8	
Cheryl Gahn	DEM	7	87.50%
Write-in Votes		1	12.50%

DEM D3 Commissioner	DEM	Total	
Number of Precincts		3	
Precincts Reporting		3	100.0 %
Times Counted	426/2248		19.0 %
Total Votes		89	
David D. Sudol	DEM	88	98.88%
Write-in Votes		1	1.12%

DEM Bois Blanc Trustee	DEM	Total	
Number of Precincts		1	
Precincts Reporting		1	100.0 %
Times Counted	45/105		42.9 %
Total Votes		0	
Write-in Votes		0	N/A

Election Summary Report
Mackinac County, MI
2016 General Primary

Date:08/04/16
Time:11:25:28
Page:9 of 14

Summary For Jurisdiction Wide, All Counters, All Races

Registered Voters 9402 - Cards Cast 3165 33.66%

Num. Report Precinct 14 - Num. Reporting 14 100.00%

DEM Brevort Supervisor	DEM	Total	
Number of Precincts		1	
Precincts Reporting		1	100.0 %
Times Counted	186/473	39.3 %	
Total Votes	9		
Luci A. Wallace	DEM	9	100.00%
Write-in Votes	0	0.00%	

DEM Clark Treasurer	DEM	Total	
Number of Precincts		1	
Precincts Reporting		1	100.0 %
Times Counted	626/1707	36.7 %	
Total Votes	8		
Write-in Votes	8	100.00%	

DEM Brevort Clerk	DEM	Total	
Number of Precincts		1	
Precincts Reporting		1	100.0 %
Times Counted	186/473	39.3 %	
Total Votes	1		
Write-in Votes	1	100.00%	

DEM Clark Trustee	DEM	Total	
Number of Precincts		1	
Precincts Reporting		1	100.0 %
Times Counted	626/1707	36.7 %	
Total Votes	9		
Write-in Votes	9	100.00%	

DEM Brevort Treasurer	DEM	Total	
Number of Precincts		1	
Precincts Reporting		1	100.0 %
Times Counted	186/473	39.3 %	
Total Votes	1		
Write-in Votes	1	100.00%	

DEM Garfield Supervisor	DEM	Total	
Number of Precincts		2	
Precincts Reporting		2	100.0 %
Times Counted	369/906	40.7 %	
Total Votes	45		
Donald Butkovich	DEM	45	100.00%
Write-in Votes	0	0.00%	

DEM Brevort Trustee	DEM	Total	
Number of Precincts		1	
Precincts Reporting		1	100.0 %
Times Counted	186/473	39.3 %	
Total Votes	1		
Write-in Votes	1	100.00%	

DEM Garfield Clerk	DEM	Total	
Number of Precincts		2	
Precincts Reporting		2	100.0 %
Times Counted	369/906	40.7 %	
Total Votes	4		
Write-in Votes	4	100.00%	

DEM Clark Supervisor	DEM	Total	
Number of Precincts		1	
Precincts Reporting		1	100.0 %
Times Counted	626/1707	36.7 %	
Total Votes	9		
Write-in Votes	9	100.00%	

DEM Garfield Treasurer	DEM	Total	
Number of Precincts		2	
Precincts Reporting		2	100.0 %
Times Counted	369/906	40.7 %	
Total Votes	4		
Write-in Votes	4	100.00%	

DEM Clark Clerk	DEM	Total	
Number of Precincts		1	
Precincts Reporting		1	100.0 %
Times Counted	626/1707	36.7 %	
Total Votes	73		
Susan J. Rutledge	DEM	72	98.63%
Write-in Votes	1	1.37%	

DEM Garfield Trustee	DEM	Total	
Number of Precincts		2	
Precincts Reporting		2	100.0 %
Times Counted	369/906	40.7 %	
Total Votes	5		
Write-in Votes	5	100.00%	

**Election Summary Report
Mackinac County, MI
2016 General Primary**

Date:08/04/16
Time:11:25:28
Page:10 of 14

Summary For Jurisdiction Wide, All Counters, All Races

Registered Voters 9402 - Cards Cast 3165 33.66%

Num. Report Precinct 14 - Num. Reporting 14 100.00%

DEM Hendricks Supervisor	DEM	Total	
Number of Precincts		1	
Precincts Reporting		1	100.0 %
Times Counted		53/106	50.0 %
Total Votes		4	
Howard Hood	DEM	4	100.00%
Write-in Votes		0	0.00%

DEM Hudson Clerk	DEM	Total	
Number of Precincts		1	
Precincts Reporting		1	100.0 %
Times Counted		52/155	33.5 %
Total Votes		14	
Barbara Kerridge	DEM	14	100.00%
Write-in Votes		0	0.00%

DEM Hendricks Clerk	DEM	Total	
Number of Precincts		1	
Precincts Reporting		1	100.0 %
Times Counted		53/106	50.0 %
Total Votes		0	
Write-in Votes		0	N/A

DEM Hudson Treasurer	DEM	Total	
Number of Precincts		1	
Precincts Reporting		1	100.0 %
Times Counted		52/155	33.5 %
Total Votes		14	
Jacqueline M. Prout	DEM	14	100.00%
Write-in Votes		0	0.00%

DEM Hendricks Treasurer	DEM	Total	
Number of Precincts		1	
Precincts Reporting		1	100.0 %
Times Counted		53/106	50.0 %
Total Votes		4	
Cheryl Hood	DEM	4	100.00%
Write-in Votes		0	0.00%

DEM Hudson Trustee	DEM	Total	
Number of Precincts		1	
Precincts Reporting		1	100.0 %
Times Counted		52/155	33.5 %
Total Votes		20	
Gary Derusha	DEM	12	60.00%
David Livermore	DEM	8	40.00%
Write-in Votes		0	0.00%

DEM Hendricks Trustee	DEM	Total	
Number of Precincts		1	
Precincts Reporting		1	100.0 %
Times Counted		53/106	50.0 %
Total Votes		0	
Write-in Votes		0	N/A

DEM Marquette Supervisor	DEM	Total	
Number of Precincts		1	
Precincts Reporting		1	100.0 %
Times Counted		139/485	28.7 %
Total Votes		0	
Write-in Votes		0	N/A

DEM Hendricks Constable	DEM	Total	
Number of Precincts		1	
Precincts Reporting		1	100.0 %
Times Counted		53/106	50.0 %
Total Votes		0	
Write-in Votes		0	N/A

DEM Marquette Clerk	DEM	Total	
Number of Precincts		1	
Precincts Reporting		1	100.0 %
Times Counted		139/485	28.7 %
Total Votes		0	
Write-in Votes		0	N/A

DEM Hudson Supervisor	DEM	Total	
Number of Precincts		1	
Precincts Reporting		1	100.0 %
Times Counted		52/155	33.5 %
Total Votes		14	
Al Garavaglia	DEM	14	100.00%
Write-in Votes		0	0.00%

DEM Marquette Treasurer	DEM	Total	
Number of Precincts		1	
Precincts Reporting		1	100.0 %
Times Counted		139/485	28.7 %
Total Votes		22	
Jan Huyck Fehner	DEM	22	100.00%
Write-in Votes		0	0.00%

**Election Summary Report
Mackinac County, MI
2016 General Primary**

Date:08/04/16
Time:11:25:28
Page:11 of 14

Summary For Jurisdiction Wide, All Counters, All Races

Registered Voters 9402 - Cards Cast 3165 33.66%

Num. Report Precinct 14 - Num. Reporting 14 100.00%

DEM Marquette Trustee	DEM	Total	
Number of Precincts		1	
Precincts Reporting		1	100.0 %
Times Counted	139/485		28.7 %
Total Votes		0	
Write-in Votes		0	N/A

DEM Newton Clerk	DEM	Total	
Number of Precincts		1	
Precincts Reporting		1	100.0 %
Times Counted	147/363		40.5 %
Total Votes		37	
Nikki Tremblay	DEM	37	100.00%
Write-in Votes		0	0.00%

DEM Moran Supervisor	DEM	Total	
Number of Precincts		1	
Precincts Reporting		1	100.0 %
Times Counted	382/914		41.8 %
Total Votes		66	
Patrick Jim Durm	DEM	66	100.00%
Write-in Votes		0	0.00%

DEM Newton Treasurer	DEM	Total	
Number of Precincts		1	
Precincts Reporting		1	100.0 %
Times Counted	147/363		40.5 %
Total Votes		3	
Write-in Votes		3	100.00%

DEM Moran Clerk	DEM	Total	
Number of Precincts		1	
Precincts Reporting		1	100.0 %
Times Counted	382/914		41.8 %
Total Votes		71	
Kristine R. Vallier	DEM	71	100.00%
Write-in Votes		0	0.00%

DEM Newton Trustee	DEM	Total	
Number of Precincts		1	
Precincts Reporting		1	100.0 %
Times Counted	147/363		40.5 %
Total Votes		35	
Ronald O'Neil	DEM	35	100.00%
Write-in Votes		0	0.00%

DEM Moran Treasurer	DEM	Total	
Number of Precincts		1	
Precincts Reporting		1	100.0 %
Times Counted	382/914		41.8 %
Total Votes		71	
Susan K. Dionne	DEM	71	100.00%
Write-in Votes		0	0.00%

DEM Portage Supervisor	DEM	Total	
Number of Precincts		1	
Precincts Reporting		1	100.0 %
Times Counted	285/756		37.7 %
Total Votes		8	
Write-in Votes		8	100.00%

DEM Moran Trustee	DEM	Total	
Number of Precincts		1	
Precincts Reporting		1	100.0 %
Times Counted	382/914		41.8 %
Total Votes		2	
Write-in Votes		2	100.00%

DEM Portage Clerk	DEM	Total	
Number of Precincts		1	
Precincts Reporting		1	100.0 %
Times Counted	285/756		37.7 %
Total Votes		3	
Write-in Votes		3	100.00%

DEM Newton Supervisor	DEM	Total	
Number of Precincts		1	
Precincts Reporting		1	100.0 %
Times Counted	147/363		40.5 %
Total Votes		30	
Bob Brotherton	DEM	30	100.00%
Write-in Votes		0	0.00%

DEM Portage Treasurer	DEM	Total	
Number of Precincts		1	
Precincts Reporting		1	100.0 %
Times Counted	285/756		37.7 %
Total Votes		35	
Joni Davis	DEM	31	88.57%
Write-in Votes		4	11.43%

Election Summary Report

Mackinac County, MI

2016 General Primary

Date:08/04/16
Time:11:25:28
Page:12 of 14

Summary For Jurisdiction Wide, All Counters, All Races

Registered Voters 9402 - Cards Cast 3165 33.66%

Num. Report Precinct 14 - Num. Reporting 14 100.00%

DEM Portage Trustee	DEM	Total	
Number of Precincts		1	
Precincts Reporting		1	100.0 %
Times Counted		285/756	37.7 %
Total Votes		4	
Write-in Votes		4	100.00%

DEM C Mack Isl 1 Delegate	DEM	Total	
Number of Precincts		1	
Precincts Reporting		1	100.0 %
Times Counted		119/758	15.7 %
Total Votes		1	
Write-in Votes		1	100.00%

DEM St. Ignace Supervisor	DEM	Total	
Number of Precincts		1	
Precincts Reporting		1	100.0 %
Times Counted		189/590	32.0 %
Total Votes		44	
Steven A. Campbell	DEM	44	100.00%
Write-in Votes		0	0.00%

DEM C St. Ignace Delegate	DEM	Total	
Number of Precincts		1	
Precincts Reporting		1	100.0 %
Times Counted		573/2084	27.5 %
Total Votes		52	
Write-in Votes		52	100.00%

DEM St. Ignace Clerk	DEM	Total	
Number of Precincts		1	
Precincts Reporting		1	100.0 %
Times Counted		189/590	32.0 %
Total Votes		44	
Sheri Massey Oja	DEM	44	100.00%
Write-in Votes		0	0.00%

DEM Bois Blanc 1 Delegate	DEM	Total	
Number of Precincts		1	
Precincts Reporting		1	100.0 %
Times Counted		45/105	42.9 %
Total Votes		0	
Write-in Votes		0	N/A

DEM St. Ignace Treasurer	DEM	Total	
Number of Precincts		1	
Precincts Reporting		1	100.0 %
Times Counted		189/590	32.0 %
Total Votes		41	
Tina Jones Massey	DEM	41	100.00%
Write-in Votes		0	0.00%

DEM Brevort 1 Delegate	DEM	Total	
Number of Precincts		1	
Precincts Reporting		1	100.0 %
Times Counted		186/473	39.3 %
Total Votes		1	
Write-in Votes		1	100.00%

DEM St. Ignace Constable	DEM	Total	
Number of Precincts		1	
Precincts Reporting		1	100.0 %
Times Counted		189/590	32.0 %
Total Votes		5	
Write-in Votes		5	100.00%

DEM Clark 1 Delegate	DEM	Total	
Number of Precincts		1	
Precincts Reporting		1	100.0 %
Times Counted		626/1707	36.7 %
Total Votes		17	
Write-in Votes		17	100.00%

DEM St. Ignace Trustee	DEM	Total	
Number of Precincts		1	
Precincts Reporting		1	100.0 %
Times Counted		189/590	32.0 %
Total Votes		67	
Staci Nelson	DEM	31	46.27%
Matt Oja	DEM	36	53.73%
Write-in Votes		0	0.00%

DEM Garfield 1 Delegate	DEM	Total	
Number of Precincts		1	
Precincts Reporting		1	100.0 %
Times Counted		163/683	23.9 %
Total Votes		1	
Write-in Votes		1	100.00%

Election Summary Report

Mackinac County, MI

2016 General Primary

Summary For Jurisdiction Wide, All Counters, All Races

Date:08/04/16

Time:11:25:28

Page:13 of 14

Registered Voters 9402 - Cards Cast 3165 33.66%

Num. Report Precinct 14 - Num. Reporting 14 100.00%

DEM Garfield 2 Delegate	DEM	Total
Number of Precincts	1	
Precincts Reporting	1	100.0 %
Times Counted	206/223	92.4 %
Total Votes	4	
Write-in Votes	4	100.00%

DEM Portage 1 Delegate	DEM	Total
Number of Precincts	1	
Precincts Reporting	1	100.0 %
Times Counted	285/756	37.7 %
Total Votes	5	
Write-in Votes	5	100.00%

DEM Hendricks 1 Delegate	DEM	Total
Number of Precincts	1	
Precincts Reporting	1	100.0 %
Times Counted	53/106	50.0 %
Total Votes	0	
Write-in Votes	0	N/A

DEM St. Ignace 1 Delegate	DEM	Total
Number of Precincts	1	
Precincts Reporting	1	100.0 %
Times Counted	189/590	32.0 %
Total Votes	6	
Write-in Votes	6	100.00%

DEM Hudson 1 Delegate	DEM	Total
Number of Precincts	1	
Precincts Reporting	1	100.0 %
Times Counted	52/155	33.5 %
Total Votes	0	
Write-in Votes	0	N/A

Bois Twp Transp Prop	Total
Number of Precincts	1
Precincts Reporting	1 100.0 %
Times Counted	45/105 42.9 %
Total Votes	43
YES	27 62.79%
NO	16 37.21%

DEM Marquette 1 Delegate	DEM	Total
Number of Precincts	1	
Precincts Reporting	1	100.0 %
Times Counted	139/485	28.7 %
Total Votes	0	
Write-in Votes	0	N/A

Bois Twp Airport Prop	Total
Number of Precincts	1
Precincts Reporting	1 100.0 %
Times Counted	45/105 42.9 %
Total Votes	43
YES	28 65.12%
NO	15 34.88%

DEM Moran 1 Delegate	DEM	Total
Number of Precincts	1	
Precincts Reporting	1	100.0 %
Times Counted	382/914	41.8 %
Total Votes	2	
Write-in Votes	2	100.00%

Bois Twp Fire Prop	Total
Number of Precincts	1
Precincts Reporting	1 100.0 %
Times Counted	45/105 42.9 %
Total Votes	42
YES	30 71.43%
NO	12 28.57%

DEM Newton 1 Delegate	DEM	Total
Number of Precincts	1	
Precincts Reporting	1	100.0 %
Times Counted	147/363	40.5 %
Total Votes	6	
Write-in Votes	6	100.00%

Bois Twp Marina Prop	Total
Number of Precincts	1
Precincts Reporting	1 100.0 %
Times Counted	45/105 42.9 %
Total Votes	43
YES	23 53.49%
NO	20 46.51%

Election Summary Report Mackinac County, MI 2016 General Primary

Date: 08/04/16
Time: 11:25:28
Page: 14 of 14

Summary For Jurisdiction Wide, All Counters, All Races

Registered Voters 9402 - Cards Cast 3165 33.66%

Num. Report Precinct 14 - Num. Reporting 14 100.00%

Garfield Twp Amb Prop		
	Total	
Number of Precincts	2	
Precincts Reporting	2	100.0 %
Times Counted	369/906	40.7 %
Total Votes	331	
YES	203	61.33%
NO	128	38.67%

Moran Tw Libr Prop		
	Total	
Number of Precincts	1	
Precincts Reporting	1	100.0 %
Times Counted	382/914	41.8 %
Total Votes	339	
YES	228	67.26%
NO	111	32.74%

Garfield Twp Fire Prop		
	Total	
Number of Precincts	2	
Precincts Reporting	2	100.0 %
Times Counted	369/906	40.7 %
Total Votes	332	
YES	224	67.47%
NO	108	32.53%

Moran Twp Rec Prop		
	Total	
Number of Precincts	1	
Precincts Reporting	1	100.0 %
Times Counted	382/914	41.8 %
Total Votes	334	
YES	214	64.07%
NO	120	35.93%

Garfield Fire Eq Prop		
	Total	
Number of Precincts	2	
Precincts Reporting	2	100.0 %
Times Counted	369/906	40.7 %
Total Votes	328	
YES	232	70.73%
NO	96	29.27%

Portage Tw Fire Prop		
	Total	
Number of Precincts	1	
Precincts Reporting	1	100.0 %
Times Counted	285/756	37.7 %
Total Votes	243	
YES	162	66.67%
NO	81	33.33%

Hendricks Tw Rd Prop		
	Total	
Number of Precincts	1	
Precincts Reporting	1	100.0 %
Times Counted	53/106	50.0 %
Total Votes	33	
YES	24	72.73%
NO	9	27.27%

St Ignace Tw Rd Prop		
	Total	
Number of Precincts	1	
Precincts Reporting	1	100.0 %
Times Counted	189/590	32.0 %
Total Votes	173	
YES	131	75.72%
NO	42	24.28%

Marquette Tw Rd Prop		
	Total	
Number of Precincts	1	
Precincts Reporting	1	100.0 %
Times Counted	139/485	28.7 %
Total Votes	115	
YES	94	81.74%
NO	21	18.26%

St Ignace Tw Lib Prop		
	Total	
Number of Precincts	1	
Precincts Reporting	1	100.0 %
Times Counted	189/590	32.0 %
Total Votes	172	
YES	122	70.93%
NO	50	29.07%

Marquette Fire/Amb		
	Total	
Number of Precincts	1	
Precincts Reporting	1	100.0 %
Times Counted	139/485	28.7 %
Total Votes	116	
YES	98	84.48%
NO	18	15.52%

C St Ignace Lib Prop		
	Total	
Number of Precincts	1	
Precincts Reporting	1	100.0 %
Times Counted	573/2084	27.5 %
Total Votes	517	
YES	381	73.69%
NO	136	26.31%



Election Results

[Home](#) | [View All Races](#) | [My Ballot](#) | [My Watch List](#)

Representative in Congress - 9th District

One 2-year term

Official results, updated August 10, 11:30 AM

[Race List](#) | [Race Summary](#) | [Race Details](#) | [Race Details \(Printer Friendly\)](#)

POLL BOOK TOTALS		Christopher R. Morse (REP)			Sander Levin (DEM)		
		AV	Elec Day	TOTAL	AV	Elec Day	TOTAL
CENTER LINE							
01	230	24	38	62	52	83	135
02	164	19	13	32	60	43	103
03	212	23	23	46	55	79	134
04	120	21	19	40	24	44	68
05	117	10	19	29	27	43	70
843		97	112	209	218	292	510

POLL BOOK TOTALS		Christopher R. Morse (REP)			Sander Levin (DEM)		
		AV	Elec Day	TOTAL	AV	Elec Day	TOTAL
CLINTON TOWNSHIP							
01	370	100	31	131	95	54	149
02	117	26	17	43	22	20	42
03	237	32	23	55	69	73	142
04	91	25	5	30	27	14	41
05	149	1	8	9	43	86	129
06	317	43	32	75	98	95	193
07	145	23	10	33	52	27	79
08	243	38	41	79	57	58	115
09	168	21	24	45	49	40	89
10	337	97	52	149	70	57	127
11	221	35	25	60	51	61	112
12	124	24	17	41	41	27	68
13	247	38	30	68	60	75	135
14	122	31	16	47	31	30	61
15	242	39	34	73	64	60	124
16	370	94	41	135	114	53	167
17	203	31	42	73	53	30	83
18	313	74	40	114	94	42	136
19	440	115	52	167	122	47	169
20	29	4	3	7	4	15	19
21	185	34	13	47	70	31	101
22	273	43	19	62	108	67	175
23	437	133	57	190	100	67	167
24	260	48	45	93	79	30	109
25	231	43	20	63	72	53	125
26	347	83	41	124	80	65	145
27	345	95	36	131	100	30	130
28	170	20	12	32	64	52	116

29	450	101	66	167	111	72	183
30	275	48	26	74	82	67	149
31	261	36	33	69	75	79	154
32	268	83	44	127	61	32	93
33	408	82	52	134	127	56	183
34	142	18	18	36	44	42	86
35	672	198	58	256	244	46	290
36	324	97	40	137	82	56	138
37	541	146	42	188	176	72	248
38	289	69	62	131	65	44	109
39	323	79	31	110	97	42	139
40	426	91	62	153	99	66	165
41	311	79	38	117	90	39	129
42	317	68	32	100	107	60	167
43	172	43	28	71	41	23	64
44	587	155	61	216	157	69	226
45	326	76	40	116	99	41	140
46	639	193	34	227	201	93	294
<hr/>							
	13,464	3,052	1,553	4,605	3,847	2,358	6,205

POLL BOOK TOTALS		Christopher R. Morse (REP)			Sander Levin (DEM)		
		AV	Elec Day	TOTAL	AV	Elec Day	TOTAL
EASTPOINTE							
01	214	24	20	44	76	68	144
02	323	40	29	69	118	94	212
03	270	42	20	62	74	85	159
04	281	58	19	77	102	70	172
05	248	30	27	57	68	89	157
06	252	35	30	65	75	73	148
07	353	22	13	35	120	158	278
08	276	24	15	39	115	98	213
09	261	39	23	62	99	63	162
10	232	28	14	42	82	70	152
11	390	65	33	98	120	113	233
12	468	64	27	91	178	132	310
3,568		471	270	741	1,227	1,113	2,340

POLL BOOK TOTALS		Christopher R. Morse (REP)			Sander Levin (DEM)		
		AV	Elec Day	TOTAL	AV	Elec Day	TOTAL
FRASER							
01	190	17	35	52	51	56	107
02	327	80	52	132	68	68	136
03	425	60	66	126	132	98	230
04	226	32	29	61	71	58	129
05	91	7	16	23	23	28	51
06	387	67	77	144	68	89	157
07	167	36	24	60	41	44	85
1,813		299	299	598	454	441	895

POLL BOOK TOTALS		Christopher R. Morse (REP)			Sander Levin (DEM)		
		AV	Elec Day	TOTAL	AV	Elec Day	TOTAL
MOUNT CLEMENS							
01	234	4	9	13	87	121	208
02	426	27	84	111	78	166	244
03	378	45	60	105	87	125	212
04	186	27	19	46	48	65	113

05	210	17	11	28	93	74	167
06	268	20	29	49	50	114	164
09	410	70	46	116	105	117	222
	2,112	210	258	468	548	782	1,330

POLL BOOK
TOTALS

Christopher R. Morse
(REP)

Sander Levin
(DEM)

AV Elec Day TOTAL AV Elec Day TOTAL

ROSEVILLE

01	283	33	38	71	80	95	175
02	378	35	52	87	106	104	210
03	232	19	29	48	86	65	151
04	181	37	21	58	58	42	100
05	265	26	46	72	87	73	160
06	356	37	50	87	106	107	213
07	353	25	50	75	105	121	226
08	397	47	42	89	140	111	251
09	456	66	65	131	139	100	239
10	202	18	30	48	51	70	121
11	253	45	24	69	84	69	153
12	302	53	43	96	79	85	164
13	153	12	24	36	41	47	88
14	261	28	33	61	81	71	152
15	346	49	34	83	118	74	192
	4,418	530	581	1,111	1,361	1,234	2,595

POLL BOOK
TOTALS

Christopher R. Morse
(REP)

Sander Levin
(DEM)

AV Elec Day TOTAL AV Elec Day TOTAL

ST. CLAIR SHORES

01	749	179	127	306	146	154	300
02	656	126	92	218	180	136	316
03	554	70	99	169	85	195	280
04	500	79	91	170	109	130	239
05	439	36	103	139	71	160	231
06	429	57	58	115	92	158	250
07	266	34	54	88	50	87	137
08	434	57	71	128	98	129	227
09	266	41	48	89	75	49	124
10	553	68	104	172	114	173	287
11	258	39	46	85	47	74	121
12	601	112	130	242	129	147	276
13	794	166	183	349	133	162	295
14	171	30	38	68	42	36	78
15	514	77	73	150	105	146	251
16	520	90	92	182	125	122	247
17	540	95	108	203	111	125	236
18	447	80	78	158	108	102	210
19	371	58	59	117	93	81	174
20	273	49	57	106	54	63	117
21	398	61	78	139	76	107	183
22	342	43	79	122	57	109	166
23	463	65	86	151	98	125	223
	10,538	1,712	1,954	3,666	2,198	2,770	4,968

POLL BOOK
TOTALS

Christopher R. Morse
(REP)

Sander Levin
(DEM)

AV Elec Day TOTAL AV Elec Day TOTAL

STERLING HEIGHTS

01	244	28	57	85	53	61	114
02	368	53	77	130	68	103	171
03	420	67	58	125	119	100	219
04	478	64	65	129	124	137	261
05	449	106	68	174	109	94	203
06	255	53	51	104	53	51	104
07	367	74	84	158	74	62	136
08	303	63	65	128	46	65	111
09	183	36	29	65	32	41	73
10	428	95	67	162	95	94	189
11	256	40	48	88	57	57	114
12	472	95	59	154	121	92	213
13	227	47	37	84	36	54	90
14	207	28	38	66	42	53	95
15	286	49	70	119	43	45	88
16	229	48	46	94	41	55	96
17	293	41	62	103	63	58	121
18	410	82	67	149	95	79	174
19	354	68	60	128	91	80	171
20	371	63	78	141	97	81	178
21	205	34	42	76	39	58	97
22	310	52	81	133	51	46	97
23	285	59	63	122	54	54	108
24	217	34	58	92	32	51	83
25	489	99	76	175	122	97	219
26	403	73	74	147	84	82	166
27	357	75	69	144	60	87	147
28	356	62	63	125	72	84	156
31	167	21	19	40	36	56	92
32	69	6	15	21	19	20	39
33	344	88	70	158	65	56	121
<hr/>							
	9,802	1,803	1,816	3,619	2,093	2,153	4,246

	POLL BOOK TOTALS	Christopher R. Morse (REP)			Sander Levin (DEM)		
		AV	Elec Day	TOTAL	AV	Elec Day	TOTAL
		VILLAGE OF GROSSE POINTE SHORES, A MICHIGAN CITY					
03	19	N/A	9	9	N/A	2	2
	19	N/A	9	9	N/A	2	2

	POLL BOOK TOTALS	Christopher R. Morse (REP)			Sander Levin (DEM)		
		AV	Elec Day	TOTAL	AV	Elec Day	TOTAL
WARREN							
01	145	12	21	33	41	56	97
02	124	14	19	33	26	38	64
03	281	15	33	48	64	124	188
04	260	14	45	59	34	129	163
05	183	27	26	53	40	64	104
06	279	28	39	67	64	102	166
07	136	11	20	31	30	60	90
08	121	9	14	23	31	49	80
09	152	14	18	32	34	69	103
10	118	4	12	16	30	50	80
11	2	0	0	0	1	1	2
12	94	8	11	19	22	47	69
13	84	10	19	29	14	25	39

14	329	41	48	89	75	119	194
15	160	10	29	39	36	59	95
16	108	9	18	27	29	37	66
17	203	23	46	69	56	45	101
18	52	2	13	15	12	18	30
19	262	25	55	80	48	83	131
20	372	40	65	105	96	115	211
22	408	45	73	118	90	130	220
23	393	46	66	112	112	98	210
24	132	14	21	35	34	39	73
25	205	14	51	65	35	65	100
26	127	12	20	32	20	57	77
27	450	86	89	175	119	92	211
28	501	66	60	126	142	121	263
30	176	25	30	55	31	57	88
31	503	75	61	136	163	115	278
32	441	62	87	149	88	127	215
33	498	72	80	152	120	113	233
34	186	18	32	50	38	64	102
35	424	68	38	106	114	123	237
36	227	18	40	58	56	66	122
37	441	73	53	126	110	96	206
38	466	50	78	128	113	134	247
41	510	61	66	127	128	166	294
43	382	40	67	107	91	99	190
44	336	39	34	73	106	93	199
45	315	50	33	83	71	96	167
46	265	39	29	68	66	78	144
47	546	94	72	166	129	137	266
48	188	28	18	46	48	60	108
49	505	83	67	150	148	127	275
50	398	52	51	103	98	112	210
51	596	92	73	165	154	139	293
52	359	53	76	129	85	76	161
53	289	33	50	83	55	85	140
54	475	84	78	162	83	119	202
55	367	36	80	116	70	101	171
56	188	21	31	52	54	40	94
57	352	37	85	122	59	123	182
58	582	88	96	184	143	142	285
	15,696	1,990	2,436	4,426	3,756	4,580	8,336
TOTALS	62,273	10,164	9,288	19,452	15,702	15,725	31,427

☐ Yellow in the TOTALS column means precinct hasn't reported
 N/A indicates AV (Absentee) results are included in Elec Day results



Representative in Congress - 10th District

Official results, updated August 10, 11:30 AM

[illegible]

HARRISON TOWNSHIP

01	385	11	5	16	12	17	29	26	10	36	9	10	19	71	52	123	61	65	126
02	452	2	2	4	10	9	19	24	16	40	24	14	38	73	52	125	99	58	157
03	327	5	2	7	11	6	17	11	15	26	13	19	32	64	49	113	42	36	78
04	677	16	12	28	17	14	31	9	17	26	22	17	39	157	128	285	86	83	169
05	571	11	10	21	25	16	41	15	13	28	43	28	71	137	108	245	61	38	99
06	567	10	11	21	8	14	22	17	15	32	27	20	47	120	119	239	81	58	139
07	629	10	15	25	24	19	43	31	16	47	32	29	61	118	123	241	80	57	137
08	321	3	8	11	9	2	11	11	7	18	8	12	20	48	33	81	78	50	128
09	489	17	3	20	28	11	39	24	18	42	27	18	45	122	82	204	50	25	75
10	353	8	12	20	23	13	36	16	21	37	7	7	14	41	68	109	49	37	86
4,771		93	80	173	167	121	288	184	148	332	212	174	386	951	814	1,765	687	507	1,194

POLL BOOK TOTALS	Alan Sanborn (REP)			David J. VanAssche (REP)			Paul Mitchell (REP)			Phillip Pavlov (REP)			Tony Forlini (REP)			Frank Accavitti Jr. (DEM)		
	AV	Elec Day	TOTAL	AV	Elec Day	TOTAL	AV	Elec Day	TOTAL	AV	Elec Day	TOTAL	AV	Elec Day	TOTAL	AV	Elec Day	TOTAL

LENOX TOWNSHIP

01	394	12	18	30	8	9	17	29	25	54	12	22	34	6	8	14	53	61	114
02	383	15	11	26	3	14	17	25	19	44	5	22	27	3	7	10	65	80	145
03	294	4	12	16	2	9	11	4	20	24	2	8	10	1	3	4	59	117	176
04	95	1	6	7	1	4	5	3	10	13	1	8	9	2	2	4	15	27	42
1,166		32	47	79	14	36	50	61	74	135	20	60	80	12	20	32	192	285	477

POLL BOOK TOTALS	Alan Sanborn (REP)			David J. VanAssche (REP)			Paul Mitchell (REP)			Phillip Pavlov (REP)			Tony Forlini (REP)			Frank Accavitti Jr. (DEM)		
	AV	Elec Day	TOTAL	AV	Elec Day	TOTAL	AV	Elec Day	TOTAL	AV	Elec Day	TOTAL	AV	Elec Day	TOTAL	AV	Elec Day	TOTAL

MACOMB TOWNSHIP

01	297	36	19	55	4	7	11	34	19	53	18	9	27	16	20	36	45	21	66
02	418	64	39	103	18	16	34	34	21	55	9	11	20	14	28	42	73	40	113
03	289	17	25	42	5	14	19	29	32	61	1	15	16	22	32	54	20	35	55
04	348	29	32	61	6	14	20	17	30	47	12	10	22	33	17	50	63	37	100
05	373	35	35	70	8	14	22	46	43	89	18	13	31	16	15	31	64	31	95
06	346	20	8	28	28	8	36	57	19	76	15	4	19	28	8	36	70	19	89
07	340	29	18	47	11	7	18	45	20	65	12	12	24	27	24	51	53	41	94
08	346	19	15	34	16	5	21	55	27	82	24	6	30	15	12	27	56	29	85
09	385	38	29	67	11	15	26	56	35	91	15	16	31	19	23	42	35	41	76
10	215	18	5	23	2	5	7	29	14	43	9	9	18	5	6	11	52	35	87
11	379	28	26	54	16	22	38	29	25	54	10	14	24	17	38	55	44	50	94
12	378	18	8	26	20	7	27	36	22	58	23	8	31	34	31	65	81	37	118
13	360	24	38	62	8	13	21	51	47	98	10	25	35	14	23	37	23	39	62
14	384	46	24	70	13	10	23	43	37	80	9	15	24	27	25	52	45	23	68
15	462	56	25	81	18	11	29	68	21	89	24	12	36	22	26	48	78	16	94
16	508	46	31	77	17	26	43	47	40	87	16	28	44	21	29	50	60	49	109
17	361	18	27	45	8	11	19	52	22	74	18	20	38	19	23	42	38	52	90
18	219	11	7	18	2	3	5	39	4	43	10	6	16	7	4	11	74	33	107
19	102	8	6	14	0	2	2	5	7	12	6	3	9	8	6	14	26	18	44
20	340	22	21	43	8	7	15	37	31	68	10	12	22	37	36	73	37	26	63
21	456	36	23	59	15	10	25	72	24	96	20	13	33	24	20	44	93	23	116
22	521	49	30	79	35	13	48	76	27	103	30	18	48	34	12	46	90	26	116
23	542	97	29	126	22	4	26	90	13	103	48	19	67	33	21	54	76	21	97
24	786	96	54	150	38	24	62	123	27	150	58	18	76	51	17	68	117	36	153
25	207	13	18	31	2	11	13	23	25	48	9	7	16	7	15	22	10	34	44
26	196	18	19	37	9	2	11	21	16	37	11	3	14	12	9	21	21	21	42
27	220	10	14	24	4	10	14	22	24	46	21	19	40	4	11	15	29	30	59
28	220	18	10	28	7	12	19	25	24	49	7	13	20	14	5	19	24	26	50

29	246	12	20	32	9	6	15	19	22	41	6	12	18	9	23	32	26	40	66
30	335	19	27	46	12	7	19	38	34	72	6	10	16	31	19	50	47	28	75
31	241	25	11	36	14	5	19	43	18	61	10	4	14	12	14	26	30	21	51
32	288	16	41	57	2	12	14	31	23	54	14	14	28	10	17	27	23	29	52
33	266	18	11	29	4	7	11	43	26	69	7	6	13	17	16	33	60	19	79
34	255	17	27	44	4	6	10	25	21	46	10	15	25	17	20	37	35	28	63
35	252	19	26	45	7	9	16	20	24	44	9	12	21	6	18	24	23	48	71

11,881 1,045 798 1,843 403 355 758 1,480 864 2,344 535 431 966 682 663 1,345 1,741 1,102 2,843

POLL BOOK TOTALS	Alan Sanborn (REP)			David J. VanAssche (REP)			Paul Mitchell (REP)			Phillip Pavlov (REP)			Tony Forlini (REP)			Frank Accavitti Jr. (DEM)			
	AV	Elec Day	TOTAL	AV	Elec Day	TOTAL	AV	Elec Day	TOTAL	AV	Elec Day	TOTAL	AV	Elec Day	TOTAL	AV	Elec Day	TOTAL	
MEMPHIS																			
01	86	N/A	35	35	N/A	3	3	N/A	15	15	N/A	7	7	N/A	1	1	N/A	17	17
	86	N/A	35	35	N/A	3	3	N/A	15	15	N/A	7	7	N/A	1	1	N/A	17	17

POLL BOOK TOTALS	Alan Sanborn (REP)			David J. VanAssche (REP)			Paul Mitchell (REP)			Phillip Pavlov (REP)			Tony Forlini (REP)			Frank Accavitti Jr. (DEM)			
	AV	Elec Day	TOTAL	AV	Elec Day	TOTAL	AV	Elec Day	TOTAL	AV	Elec Day	TOTAL	AV	Elec Day	TOTAL	AV	Elec Day	TOTAL	
NEW BALTIMORE																			
01	219	7	10	17	7	14	21	21	26	47	2	20	22	6	12	18	25	43	68
02	204	6	9	15	10	12	22	20	20	40	10	32	42	0	5	5	21	35	56
03	357	17	23	40	11	23	34	23	39	62	14	44	58	4	19	23	53	58	111
04	307	7	15	22	13	10	23	29	20	49	19	27	46	5	9	14	61	49	110
05	319	10	17	27	8	20	28	23	34	57	20	29	49	7	16	23	36	60	96
	1,406	47	74	121	49	79	128	116	139	255	65	152	217	22	61	83	196	245	441

POLL BOOK TOTALS	Alan Sanborn (REP)			David J. VanAssche (REP)			Paul Mitchell (REP)			Phillip Pavlov (REP)			Tony Forlini (REP)			Frank Accavitti Jr. (DEM)			
	AV	Elec Day	TOTAL	AV	Elec Day	TOTAL	AV	Elec Day	TOTAL	AV	Elec Day	TOTAL	AV	Elec Day	TOTAL	AV	Elec Day	TOTAL	
RAY TOWNSHIP																			
01	396	41	55	96	13	20	33	34	74	108	14	24	38	9	14	23	16	15	31
02	513	66	82	148	10	32	42	43	78	121	17	43	60	11	28	39	13	20	33
	909	107	137	244	23	52	75	77	152	229	31	67	98	20	42	62	29	35	64

POLL BOOK TOTALS	Alan Sanborn (REP)			David J. VanAssche (REP)			Paul Mitchell (REP)			Phillip Pavlov (REP)			Tony Forlini (REP)			Frank Accavitti Jr. (DEM)			
	AV	Elec Day	TOTAL	AV	Elec Day	TOTAL	AV	Elec Day	TOTAL	AV	Elec Day	TOTAL	AV	Elec Day	TOTAL	AV	Elec Day	TOTAL	
RICHMOND TOWNSHIP																			
01	340	N/A	98	98	N/A	22	22	N/A	81	81	N/A	64	64	N/A	12	12	N/A	21	21
02	310	N/A	132	132	N/A	10	10	N/A	46	46	N/A	59	59	N/A	8	8	N/A	28	28
	650	N/A	230	230	N/A	32	32	N/A	127	127	N/A	123	123	N/A	20	20	N/A	49	49

POLL BOOK TOTALS	Alan Sanborn (REP)			David J. VanAssche (REP)			Paul Mitchell (REP)			Phillip Pavlov (REP)			Tony Forlini (REP)			Frank Accavitti Jr. (DEM)			
	AV	Elec Day	TOTAL	AV	Elec Day	TOTAL	AV	Elec Day	TOTAL	AV	Elec Day	TOTAL	AV	Elec Day	TOTAL	AV	Elec Day	TOTAL	
RICHMOND CITY																			
01	533	N/A	95	95	N/A	30	30	N/A	120	120	N/A	76	76	N/A	20	20	N/A	143	143
02	372	N/A	87	87	N/A	20	20	N/A	62	62	N/A	74	74	N/A	10	10	N/A	72	72
	905	N/A	182	182	N/A	50	50	N/A	182	182	N/A	150	150	N/A	30	30	N/A	215	215

POLL BOOK TOTALS	Alan Sanborn (REP)			David J. VanAssche (REP)			Paul Mitchell (REP)			Phillip Pavlov (REP)			Tony Forlini (REP)			Frank Accavitti Jr. (DEM)			
	AV	Elec Day	TOTAL	AV	Elec Day	TOTAL	AV	Elec Day	TOTAL	AV	Elec Day	TOTAL	AV	Elec Day	TOTAL	AV	Elec Day	TOTAL	
SHELBY TOWNSHIP																			
01	613	63	34	97	27	32	59	65	55	120	44	42	86	31	26	57	41	19	60

02	519	61	48	109	41	35	76	46	55	101	31	22	53	5	18	23	32	38	70
03	207	18	29	47	5	14	19	13	35	48	17	13	30	3	5	8	12	22	34
04	449	62	56	118	16	31	47	43	26	69	24	32	56	18	5	23	32	28	60
05	654	63	31	94	33	16	49	97	52	149	41	28	69	21	18	39	74	55	129
06	201	14	19	33	5	7	12	18	19	37	12	14	26	3	5	8	21	32	53
07	626	75	61	136	18	18	36	67	78	145	34	25	59	15	28	43	44	42	86
08	205	18	29	47	7	11	18	19	23	42	11	9	20	3	9	12	9	16	25
09	158	16	17	33	0	8	8	14	19	33	7	11	18	2	4	6	13	22	35
10	341	30	19	49	9	9	18	34	40	74	23	18	41	5	10	15	49	30	79
11	351	28	10	38	14	13	27	49	31	80	17	22	39	4	8	12	43	41	84
12	419	51	34	85	11	24	35	49	28	77	44	52	96	9	17	26	14	29	43
13	308	47	37	84	7	3	10	27	37	64	22	18	40	4	10	14	13	26	39
14	480	46	45	91	16	27	43	51	44	95	23	36	59	16	17	33	28	39	67
15	591	86	80	166	22	14	36	53	51	104	33	48	81	10	17	27	46	40	86
16	742	81	54	135	29	33	62	106	46	152	57	50	107	29	42	71	48	34	82
17	363	30	36	66	9	12	21	48	26	74	25	32	57	10	22	32	20	24	44
18	360	47	13	60	23	13	36	45	23	68	21	23	44	10	11	21	45	23	68
19	381	43	46	89	21	15	36	52	28	80	31	20	51	9	12	21	20	23	43
20	265	19	8	27	9	14	23	34	26	60	18	4	22	13	12	25	34	22	56
21	120	1	4	5	1	4	5	8	12	20	3	6	9	3	2	5	22	34	56
22	771	83	60	143	37	16	53	105	65	170	79	51	130	35	44	79	54	28	82
23	649	87	41	128	15	38	53	77	51	128	42	46	88	47	49	96	25	28	53
24	812	140	65	205	44	28	72	115	54	169	44	42	86	21	29	50	53	34	87
25	554	85	39	124	34	19	53	70	35	105	34	39	73	14	15	29	33	46	79
26	452	44	11	55	27	17	44	68	19	87	36	8	44	10	6	16	88	20	108
27	429	43	26	69	12	20	32	63	37	100	23	15	38	8	4	12	65	42	107
28	695	101	21	122	29	9	38	94	34	128	56	16	72	22	8	30	120	43	163
29	218	30	30	60	2	10	12	12	22	34	7	12	19	2	16	18	18	28	46
12,933 1,512 1,003 2,515 523 510 1,033 1,542 1,071 2,613 859 754 1,613 382 469 851 1,116 908 2,024																			

POLL BOOK TOTALS	Alan Sanborn (REP)				David J. VanAssche (REP)			Paul Mitchell (REP)			Phillip Pavlov (REP)			Tony Forlini (REP)			Frank Accavitti Jr. (DEM)		
	AV	Elec Day	TOTAL		AV	Elec Day	TOTAL	AV	Elec Day	TOTAL	AV	Elec Day	TOTAL	AV	Elec Day	TOTAL	AV	Elec Day	TOTAL
STERLING HEIGHTS																			
29	338	9	30	39	6	16	22	36	27	63	18	12	30	12	13	25	54	51	105
30	180	4	7	11	3	3	6	18	20	38	9	9	18	3	10	13	25	29	54
34	396	15	40	55	15	15	30	32	58	90	16	23	39	7	30	37	44	49	93
35	153	1	10	11	0	5	5	5	33	38	7	9	16	3	5	8	31	24	55
36	443	27	23	50	10	8	18	61	31	92	19	21	40	18	7	25	107	46	153
37	338	9	28	37	5	11	16	24	29	53	10	8	18	13	11	24	59	57	116
38	450	15	19	34	6	10	16	50	21	71	11	20	31	31	11	42	110	61	171
39	294	14	29	43	3	8	11	19	40	59	2	4	6	5	11	16	43	70	113
40	132	2	6	8	1	2	3	11	8	19	4	7	11	0	9	9	26	28	54
41	243	9	21	30	4	8	12	22	18	40	5	8	13	6	17	23	33	49	82
42	341	12	34	46	13	16	29	38	33	71	8	11	19	11	7	18	61	45	106
43	647	30	25	55	24	14	38	96	37	133	31	38	69	31	18	49	145	56	201
44	386	14	21	35	16	4	20	51	33	84	25	15	40	17	16	33	74	35	109
45	365	9	8	17	7	8	15	53	40	93	19	23	42	15	9	24	57	46	103
<hr/>																			
	4,706	170	301	471	113	128	241	516	428	944	184	208	392	172	174	346	869	646	1,515

POLL BOOK TOTALS		Alan Sanborn (REP)			David J. VanAssche (REP)			Paul Mitchell (REP)			Phillip Pavlov (REP)			Tony Forlini (REP)			Frank Accavitti Jr. (DEM)		
		AV	Elec Day	TOTAL	AV	Elec Day	TOTAL	AV	Elec Day	TOTAL	AV	Elec Day	TOTAL	AV	Elec Day	TOTAL	AV	Elec Day	TOTAL
UTICA																			
01	112	N/A	9	9	N/A	9	9	N/A	26	26	N/A	7	7	N/A	2	2	N/A	40	40

02	336	N/A	74	74	N/A	22	22	N/A	57	57	N/A	25	25	N/A	16	16	N/A	82	82
03	217	N/A	14	14	N/A	11	11	N/A	39	39	N/A	20	20	N/A	8	8	N/A	84	84
	665	N/A	97	97	N/A	42	42	N/A	122	122	N/A	52	52	N/A	26	26	N/A	206	206
POLL BOOK TOTALS	Alan Sanborn (REP)			David J. VanAssche (REP)			Paul Mitchell (REP)			Phillip Pavlov (REP)			Tony Forlini (REP)			Frank Accavitti Jr. (DEM)			
	AV	Elec Day	TOTAL	AV	Elec Day	TOTAL	AV	Elec Day	TOTAL	AV	Elec Day	TOTAL	AV	Elec Day	TOTAL	AV	Elec Day	TOTAL	
WASHINGTON TOWNSHIP																			
01	372	48	59	107	8	18	26	9	65	74	12	30	42	1	12	13	13	32	45
02	735	60	41	101	42	31	73	81	83	164	32	45	77	29	44	73	53	39	92
03	701	60	77	137	16	32	48	68	137	205	32	44	76	18	40	58	23	42	65
04	366	21	39	60	13	23	36	34	60	94	14	30	44	3	17	20	28	28	56
05	673	70	96	166	29	35	64	69	93	162	38	44	82	16	28	44	26	28	54
06	958	97	71	168	67	42	109	107	133	240	67	53	120	37	42	79	59	29	88
07	552	27	51	78	21	24	45	56	66	122	33	56	89	13	28	41	35	43	78
08	526	29	42	71	17	16	33	59	81	140	39	36	75	22	26	48	31	30	61
09	343	24	43	67	5	20	25	25	57	82	17	25	42	2	18	20	17	18	35
10	352	12	40	52	16	15	31	30	47	77	12	23	35	12	33	45	15	21	36
	5,578	448	559	1,007	234	256	490	538	822	1,360	296	386	682	153	288	441	300	310	610
TOTALS																			
	55,024	4,240	4,443	8,683	1,815	2,038	3,853	5,431	5,097	10,528	2,641	3,165	5,806	2,656	2,934	5,590	6,268	5,523	11,791

☐ Yellow in the TOTALS column means precinct hasn't reported
 N/A indicates AV (Absentee) results are included in Elec Day results



Election Results

[Home](#) | [View All Races](#) | [My Ballot](#) | [My Watch List](#)

Representative in State Legislature - 18th District

One 2-year term

Official results, updated August 10, 11:30 AM

[Race List](#) | [Race Summary](#) | [Race Details](#) | [Race Details \(Printer Friendly\)](#)

POLL BOOK TOTALS		Renata Polonaise (REP)			Kevin Hertel (DEM)			Paul R. Francis (DEM)			Steven Joseph Fleck (DEM)		
		AV	Elec Day	TOTAL	AV	Elec Day	TOTAL	AV	Elec Day	TOTAL	AV	Elec Day	TOTAL
EASTPOINTE													
01	214	25	19	44	43	51	94	14	11	25	13	6	19
02	323	38	29	67	92	78	170	16	8	24	7	7	14
03	270	38	18	56	57	58	115	10	15	25	13	10	23
04	281	59	19	78	79	46	125	17	14	31	7	6	13
05	248	30	26	56	59	62	121	7	16	23	0	8	8
06	252	33	27	60	57	55	112	7	9	16	12	9	21
07	353	20	13	33	85	101	186	15	35	50	13	16	29
08	276	25	14	39	88	68	156	15	22	37	10	6	16
09	261	38	21	59	76	41	117	13	16	29	10	8	18
10	232	30	14	44	58	56	114	15	10	25	8	6	14
11	390	65	30	95	100	92	192	16	13	29	3	6	9
12	468	60	27	87	138	103	241	20	19	39	15	8	23
3,568		461	257	718	932	811	1,743	165	188	353	111	96	207

POLL BOOK TOTALS		Renata Polonaise (REP)			Kevin Hertel (DEM)			Paul R. Francis (DEM)			Steven Joseph Fleck (DEM)		
		AV	Elec Day	TOTAL	AV	Elec Day	TOTAL	AV	Elec Day	TOTAL	AV	Elec Day	TOTAL
ST. CLAIR SHORES													
01	749	175	123	298	134	125	259	9	21	30	9	5	14
02	656	120	85	205	128	99	227	35	25	60	8	10	18
03	554	69	98	167	69	147	216	10	25	35	5	21	26
04	500	82	88	170	85	92	177	20	28	48	2	8	10
05	439	33	94	127	60	103	163	6	38	44	6	15	21
06	429	51	55	106	73	104	177	11	37	48	3	13	16
07	266	33	48	81	45	76	121	5	14	19	1	3	4
08	434	54	67	121	74	85	159	14	30	44	3	6	9
09	266	39	47	86	58	35	93	11	9	20	4	4	8
10	553	66	97	163	94	128	222	16	29	45	6	10	16
11	258	37	38	75	37	59	96	7	15	22	3	1	4
12	601	101	121	222	98	114	212	16	23	39	6	10	16
13	794	163	172	335	102	114	216	18	33	51	10	15	25
14	171	30	37	67	30	30	60	9	3	12	3	2	5
15	514	72	70	142	82	111	193	14	24	38	8	12	20
16	520	89	91	180	85	81	166	26	31	57	5	11	16
17	540	89	100	189	86	82	168	17	27	44	3	4	7
18	447	76	75	151	82	76	158	14	21	35	3	7	10
19	371	53	57	110	75	52	127	12	15	27	11	6	17
20	273	46	56	102	45	39	84	4	17	21	1	7	8
21	398	62	75	137	56	71	127	11	17	28	8	6	14

22	342	39	74	113	41	84	125	10	15	25	1	4	5
23	463	61	84	145	84	77	161	10	29	39	5	8	13
	10,538	1,640	1,852	3,492	1,723	1,984	3,707	305	526	831	114	188	302
POLL BOOK TOTALS	Renata Polonaise (REP)			Kevin Hertel (DEM)			Paul R. Francis (DEM)			Steven Joseph Fleck (DEM)			
	AV	Elec Day	TOTAL	AV	Elec Day	TOTAL	AV	Elec Day	TOTAL	AV	Elec Day	TOTAL	
VILLAGE OF GROSSE POINTE SHORES, A MICHIGAN CITY													
03	19	N/A	10	10	N/A	4	4	N/A	0	0	N/A	0	0
	19	N/A	10	10	N/A	4	4	N/A	0	0	N/A	0	0
TOTALS	14,125	2,101	2,119	4,220	2,655	2,799	5,454	470	714	1,184	225	284	509

☐ Yellow in the TOTALS column means precinct hasn't reported
 N/A indicates AV (Absentee) results are included in Elec Day results



Election Results

[Home](#) | [View All Races](#) | [My Ballot](#) | [My Watch List](#)

Representative in State Legislature - 22nd District

One 2-year term

Official results, updated **August 10, 11:30 AM**

[Race List](#) | [Race Summary](#) | [Race Details](#) | [Race Details \(Printer Friendly\)](#)

POLL BOOK TOTALS		Jeff Bonnell (REP)			John Chirkun (DEM)			Nicole Reid (DEM)		
		AV	Elec Day	TOTAL	AV	Elec Day	TOTAL	AV	Elec Day	TOTAL
ROSEVILLE										
01	283	33	36	69	69	70	139	11	30	41
02	378	37	51	88	92	75	167	26	33	59
03	232	20	29	49	72	34	106	18	30	48
04	181	38	21	59	55	22	77	7	21	28
05	265	28	45	73	73	41	114	16	33	49
06	356	36	48	84	80	62	142	27	45	72
07	353	25	49	74	75	85	160	31	42	73
08	397	49	42	91	111	85	196	35	32	67
09	456	66	65	131	115	75	190	30	28	58
10	202	17	32	49	41	50	91	13	17	30
11	253	41	23	64	68	40	108	17	28	45
12	302	55	42	97	64	56	120	20	27	47
13	153	12	23	35	31	35	66	9	11	20
14	261	28	34	62	67	53	120	19	23	42
15	346	48	34	82	87	44	131	36	34	70
4,418		533	574	1,107	1,100	827	1,927	315	434	749
POLL BOOK TOTALS		Jeff Bonnell (REP)			John Chirkun (DEM)			Nicole Reid (DEM)		
		AV	Elec Day	TOTAL	AV	Elec Day	TOTAL	AV	Elec Day	TOTAL
WARREN										
10	118	4	11	15	14	24	38	17	26	43
13	84	9	19	28	6	14	20	6	12	18
14	329	41	50	91	52	54	106	21	63	84
15	160	10	29	39	23	34	57	14	30	44
16	108	10	18	28	24	10	34	9	28	37
17	203	23	46	69	43	26	69	16	18	34
23	393	44	64	108	77	38	115	28	55	83
24	132	14	21	35	25	19	44	12	20	32
25	205	14	52	66	33	39	72	5	23	28
26	127	10	20	30	12	25	37	10	35	45
27	450	84	88	172	71	55	126	47	33	80
30	176	25	29	54	22	41	63	10	16	26
31	503	73	60	133	102	58	160	58	51	109
33	498	76	80	156	104	79	183	16	33	49
50	398	51	48	99	60	74	134	32	43	75
58	582	85	96	181	113	91	204	28	51	79
4,466		573	731	1,304	781	681	1,462	329	537	866

TOTALS

8,884 1,106 1,305 2,411 1,881 1,508 3,389 644 971 1,615

☐ Yellow in the TOTALS column means precinct hasn't reported
N/A indicates AV (Absentee) results are included in Elec Day results



Election Results

[Home](#) | [View All Races](#) | [My Ballot](#) | [My Watch List](#)

Representative in State Legislature - 24th District

One 2-year term

Official results, updated August 10, 11:30 AM

[Race List](#) | [Race Summary](#) | [Race Details](#) | [Race Details \(Printer Friendly\)](#)

POLL BOOK TOTALS		Arzo F. Smith (REP)			Daryl L. Smith (REP)			Steve Marino (REP)			Dana Camphous- Peterson (DEM)		
		AV	Elec Day	TOTAL	AV	Elec Day	TOTAL	AV	Elec Day	TOTAL	AV	Elec Day	TOTAL
CLINTON TOWNSHIP													
01	370	0	1	1	12	3	15	89	31	120	88	51	139
04	91	0	1	1	4	1	5	19	4	23	24	12	36
10	337	4	6	10	17	6	23	68	40	108	59	50	109
27	345	1	0	1	15	4	19	71	28	99	91	31	122
28	170	3	2	5	0	2	2	18	8	26	60	51	111
29	450	4	0	4	17	20	37	78	50	128	101	68	169
34	142	1	0	1	5	1	6	13	16	29	40	41	81
36	324	5	5	10	12	7	19	78	27	105	79	52	131
37	541	2	2	4	45	8	53	95	30	125	164	66	230
38	289	3	3	6	6	7	13	56	48	104	59	39	98
39	323	3	1	4	8	13	21	64	17	81	88	36	124
40	426	0	0	0	20	21	41	76	42	118	94	61	155
41	311	0	2	2	9	4	13	63	34	97	81	35	116
42	317	4	0	4	9	5	14	55	27	82	99	59	158
44	587	1	2	3	37	19	56	121	39	160	143	62	205
45	326	4	3	7	12	7	19	58	28	86	88	36	124
46	639	3	2	5	26	3	29	155	26	181	178	83	261
5,988		38	30	68	254	131	385	1,177	495	1,672	1,536	833	2,369

	POLL BOOK TOTALS	Arzo F. Smith (REP)			Daryl L. Smith (REP)			Steve Marino (REP)			Dana Camphous- Peterson (DEM)		
		AV	Elec Day	TOTAL	AV	Elec Day	TOTAL	AV	Elec Day	TOTAL	AV	Elec Day	TOTAL
HARRISON TOWNSHIP													
01	385	3	2	5	17	16	33	88	63	151	61	66	127
02	452	4	4	8	12	6	18	91	69	160	102	57	159
03	327	5	3	8	12	9	21	74	70	144	43	36	79
04	677	4	4	8	24	33	57	158	123	281	89	84	173
05	571	6	2	8	11	16	27	191	144	335	63	38	101
06	567	3	3	6	12	18	30	135	135	270	85	60	145
07	629	2	1	3	31	27	58	159	152	311	80	58	138
08	321	0	2	2	6	9	15	58	42	100	76	49	125
09	489	3	1	4	19	14	33	161	98	259	57	25	82
10	353	3	1	4	15	14	29	63	87	150	48	35	83
4,771		33	23	56	159	162	321	1,178	983	2,161	704	508	1,212

POLL BOOK TOTALS	Arzo F. Smith (REP)			Daryl L. Smith (REP)			Steve Marino (REP)			Dana Camphous- Peterson (DEM)		
	AV	Elec Day	TOTAL	AV	Elec Day	TOTAL	AV	Elec Day	TOTAL	AV	Elec Day	TOTAL

MACOMB TOWNSHIP

03	289	3	3	6	13	22	35	54	78	132	21	34	55
04	348	0	5	5	12	16	28	71	67	138	62	33	95
06	346	4	1	5	30	6	36	103	31	134	71	17	88
07	340	3	4	7	20	16	36	94	43	137	55	41	96
12	378	1	5	6	23	29	52	85	31	116	78	37	115
14	384	3	7	10	36	40	76	74	44	118	44	23	67
19	102	1	3	4	8	6	14	17	14	31	26	17	43
20	340	4	6	10	22	14	36	71	66	137	39	28	67
30	335	3	2	5	29	24	53	60	50	110	48	27	75
33	266	3	6	9	6	14	20	68	38	106	55	19	74
<hr/>													
	3,128	25	42	67	199	187	386	697	462	1,159	499	276	775
<hr/>													
TOTALS	13,887	96	95	191	612	480	1,092	3,052	1,940	4,992	2,739	1,617	4,356
<hr/>													

☐ Yellow in the TOTALS column means precinct hasn't reported
 N/A indicates AV (Absentee) results are included in Elec Day results



Election Results

[Home](#) | [View All Races](#) | [My Ballot](#) | [My Watch List](#)

Representative in State Legislature - 25th District

One 2-year term

Official results, updated August 10, 11:30 AM

[Race List](#) | [Race Summary](#) | [Race Details](#) | [Race Details \(Printer Friendly\)](#)

POLL BOOK TOTALS		Ronald Simon Albers (REP)			Steve Naumovski (REP)			Henry Yanez (DEM)			Jacqueline Sproles (DEM)		
		AV	Elec Day	TOTAL	AV	Elec Day	TOTAL	AV	Elec Day	TOTAL	AV	Elec Day	TOTAL
STERLING HEIGHTS													
03	420	44	32	76	30	24	54	92	64	156	26	36	62
04	478	33	33	66	34	28	62	105	103	208	16	31	47
05	449	47	39	86	54	31	85	85	66	151	24	28	52
06	255	25	24	49	27	30	57	47	34	81	8	16	24
09	183	13	16	29	24	13	37	28	34	62	7	8	15
10	428	46	25	71	54	33	87	81	72	153	13	24	37
11	256	23	25	48	19	21	40	50	39	89	10	15	25
12	472	44	26	70	54	37	91	111	82	193	15	15	30
18	410	41	35	76	40	34	74	72	71	143	20	15	35
19	354	19	27	46	46	34	80	65	56	121	20	21	41
20	371	31	34	65	30	41	71	82	64	146	16	19	35
21	205	11	21	32	27	24	51	34	48	82	5	13	18
25	489	59	44	103	42	32	74	109	80	189	12	19	31
26	403	25	33	58	51	41	92	75	78	153	14	9	23
27	357	42	27	69	32	40	72	49	68	117	12	20	32
28	356	32	23	55	36	37	73	63	66	129	16	19	35
29	338	34	54	88	36	31	67	50	39	89	14	16	30
30	180	12	17	29	23	22	45	23	27	50	6	6	12
31	167	14	13	27	12	11	23	32	51	83	5	8	13
36	443	46	30	76	66	43	109	97	42	139	21	11	32
37	338	24	28	52	26	42	68	59	51	110	17	17	34
38	450	43	26	69	47	48	95	91	43	134	25	25	50
39	294	18	30	48	19	48	67	40	61	101	8	17	25
40	132	7	9	16	7	17	24	25	21	46	7	9	16
42	341	29	44	73	46	44	90	54	35	89	14	10	24
8,569		762	715	1,477	882	806	1,688	1,619	1,395	3,014	351	427	778

POLL BOOK TOTALS		Ronald Simon Albers (REP)			Steve Naumovski (REP)			Henry Yanez (DEM)			Jacqueline Sproles (DEM)		
		AV	Elec Day	TOTAL	AV	Elec Day	TOTAL	AV	Elec Day	TOTAL	AV	Elec Day	TOTAL
WARREN													
41	510	26	23	49	37	40	77	112	133	245	19	31	50
43	382	19	31	50	19	30	49	77	64	141	18	41	59
44	336	15	15	30	28	21	49	83	52	135	24	37	61
49	505	38	27	65	45	38	83	117	87	204	28	37	65
51	596	40	26	66	50	41	91	124	103	227	36	40	76
52	359	25	37	62	31	37	68	72	53	125	17	22	39
53	289	13	22	35	21	28	49	48	62	110	13	23	36
2,977		176	181	357	231	235	466	633	554	1,187	155	231	386

TOTALS

11,546	938	896	1,834	1,113	1,041	2,154	2,252	1,949	4,201	506	658	1,164
--------	-----	-----	-------	-------	-------	-------	-------	-------	-------	-----	-----	-------

□ Yellow in the TOTALS column means precinct hasn't reported
N/A indicates AV (Absentee) results are included in Elec Day results



Election Results

[Home](#) | [View All Races](#) | [My Ballot](#) | [My Watch List](#)

Representative in State Legislature - 28th District

One 2-year term

Official results, updated August 10, 11:30 AM

[Race List](#) | [Race Summary](#) | [Race Details](#) | [Race Details \(Printer Friendly\)](#)

POLL BOOK TOTALS	Antoine M. Davison (REP)			Lori M. Stone (DEM)			Mike Westphal (DEM)			Patrick Green (DEM)			Paul M. Kardasz (DEM)			
	AV	Elec Day	TOTAL	AV	Elec Day	TOTAL	AV	Elec Day	TOTAL	AV	Elec Day	TOTAL	AV	Elec Day	TOTAL	
CENTER LINE																
01	230	24	37	61	11	38	49	16	16	32	26	25	51	3	2	5
02	164	18	11	29	19	21	40	9	15	24	22	11	33	6	2	8
03	212	24	23	47	21	40	61	10	18	28	14	21	35	4	2	6
04	120	21	18	39	6	19	25	6	7	13	12	15	27	0	1	1
05	117	11	19	30	4	14	18	7	9	16	14	13	27	1	4	5
	843	98	108	206	61	132	193	48	65	113	88	85	173	14	11	25

POLL BOOK TOTALS	Antoine M. Davison (REP)			Lori M. Stone (DEM)			Mike Westphal (DEM)			Patrick Green (DEM)			Paul M. Kardasz (DEM)			
	AV	Elec Day	TOTAL	AV	Elec Day	TOTAL	AV	Elec Day	TOTAL	AV	Elec Day	TOTAL	AV	Elec Day	TOTAL	
WARREN																
01	145	12	18	30	11	33	44	1	9	10	23	16	39	5	2	7
02	124	15	18	33	4	22	26	6	5	11	16	14	30	1	2	3
03	281	13	32	45	18	79	97	16	12	28	28	41	69	1	5	6
04	260	14	41	55	7	60	67	1	23	24	24	41	65	1	7	8
05	183	25	25	50	8	38	46	3	4	7	25	19	44	1	4	5
06	279	28	36	64	19	64	83	6	14	20	39	26	65	1	3	4
07	136	9	20	29	8	20	28	8	7	15	14	27	41	1	4	5
08	121	8	13	21	5	19	24	3	3	6	21	28	49	2	2	4
09	152	13	16	29	12	32	44	1	10	11	13	19	32	1	5	6
11	2	0	0	0	0	0	0	1	1	2	0	0	0	0	0	0
12	94	8	11	19	12	15	27	2	11	13	6	17	23	0	1	1
18	52	2	9	11	5	8	13	0	3	3	7	3	10	0	2	2
19	262	22	49	71	14	24	38	6	17	23	23	44	67	2	5	7
20	372	39	58	97	29	41	70	15	13	28	45	49	94	5	12	17
22	408	43	67	110	30	67	97	13	11	24	45	54	99	4	2	6
28	501	57	53	110	41	33	74	13	3	16	71	82	153	10	8	18
32	441	59	84	143	22	31	53	5	14	19	50	57	107	10	17	27
34	186	19	31	50	9	26	35	0	11	11	20	30	50	5	2	7
35	424	62	36	98	15	23	38	4	40	44	86	58	144	1	5	6
36	227	20	36	56	7	16	23	8	19	27	34	33	67	6	5	11
37	441	72	52	124	14	19	33	13	33	46	68	49	117	13	5	18
38	466	46	70	116	23	41	64	12	28	40	70	68	138	7	8	15
45	315	45	31	76	15	41	56	7	15	22	45	45	90	2	1	3
46	265	39	25	64	15	14	29	2	19	21	53	46	99	1	4	5
47	546	87	65	152	17	35	52	7	16	23	98	89	187	7	3	10
48	188	28	17	45	8	18	26	5	7	12	32	37	69	4	3	7
54	475	77	74	151	24	19	43	9	9	18	45	91	136	4	2	6

55	367	32	73	105	14	40	54	4	14	18	48	48	96	2	2	4
56	188	19	29	48	9	9	18	10	4	14	32	22	54	5	4	9
57	352	35	80	115	12	29	41	5	16	21	36	74	110	4	3	7
	8,253	948	1,169	2,117	427	916	1,343	186	391	577	1,117	1,227	2,344	106	128	234
TOTALS	9,096	1,046	1,277	2,323	488	1,048	1,536	234	456	690	1,205	1,312	2,517	120	139	259

☐ Yellow in the TOTALS column means precinct hasn't reported
 N/A indicates AV (Absentee) results are included in Elec Day results



Election Results

[Home](#) | [View All Races](#) | [My Ballot](#) | [My Watch List](#)

Representative in State Legislature - 28th District

One partial term ending 1/1/2017

Official results, updated August 10, 11:30 AM

[Race List](#) | [Race Summary](#) | [Race Details](#) | [Race Details \(Printer Friendly\)](#)

POLL BOOK TOTALS	Antoine M. Davison (REP)			Lori M. Stone (DEM)			Mike Westphal (DEM)			Patrick Green (DEM)			Paul M. Kardasz (DEM)			
	AV	Elec Day	TOTAL	AV	Elec Day	TOTAL	AV	Elec Day	TOTAL	AV	Elec Day	TOTAL	AV	Elec Day	TOTAL	
CENTER LINE																
01	230	22	35	57	12	43	55	14	15	29	25	20	45	4	1	5
02	164	15	10	25	19	18	37	8	16	24	22	12	34	5	3	8
03	212	23	22	45	17	34	51	8	23	31	20	21	41	4	1	5
04	120	19	14	33	6	14	20	6	7	13	11	18	29	1	2	3
05	117	9	15	24	4	10	14	7	9	16	13	15	28	2	5	7
	843	88	96	184	58	119	177	43	70	113	91	86	177	16	12	28

POLL BOOK TOTALS	Antoine M. Davison (REP)			Lori M. Stone (DEM)			Mike Westphal (DEM)			Patrick Green (DEM)			Paul M. Kardasz (DEM)			
	AV	Elec Day	TOTAL	AV	Elec Day	TOTAL	AV	Elec Day	TOTAL	AV	Elec Day	TOTAL	AV	Elec Day	TOTAL	
WARREN																
01	145	11	17	28	11	28	39	1	9	10	24	19	43	4	2	6
02	124	14	17	31	4	17	21	8	10	18	12	15	27	1	0	1
03	281	13	30	43	18	79	97	14	9	23	29	35	64	1	7	8
04	260	14	37	51	10	60	70	2	24	26	19	35	54	1	5	6
05	183	25	24	49	8	40	48	3	5	8	24	18	42	2	3	5
06	279	26	34	60	22	56	78	7	19	26	33	27	60	1	3	4
07	136	9	18	27	9	19	28	9	7	16	10	28	38	1	1	2
08	121	5	9	14	4	17	21	4	5	9	18	25	43	3	2	5
09	152	12	14	26	13	31	44	2	8	10	13	20	33	0	7	7
11	2	0	0	0	0	0	0	1	1	2	0	0	0	0	0	0
12	94	8	8	16	10	13	23	4	8	12	6	20	26	0	1	1
18	52	2	7	9	5	8	13	0	1	1	6	6	12	1	1	2
19	262	23	43	66	12	24	36	4	20	24	26	37	63	4	7	11
20	372	38	52	90	32	47	79	16	13	29	38	43	81	6	11	17
22	408	42	66	108	29	68	97	12	11	23	45	49	94	5	2	7
28	501	51	50	101	44	38	82	16	3	19	64	79	143	11	8	19
32	441	59	75	134	18	33	51	7	18	25	48	43	91	11	19	30
34	186	19	26	45	10	25	35	1	13	14	17	28	45	7	3	10
35	424	60	32	92	18	23	41	5	39	44	79	60	139	0	3	3
36	227	20	31	51	8	16	24	8	19	27	31	29	60	5	5	10
37	441	72	48	120	22	25	47	10	32	42	60	49	109	13	1	14
38	466	41	61	102	20	33	53	14	25	39	67	67	134	8	9	17
45	315	46	30	76	19	34	53	4	16	20	42	50	92	2	4	6
46	265	39	26	65	16	19	35	3	21	24	49	41	90	1	1	2
47	546	83	62	145	21	38	59	9	17	26	91	82	173	7	2	9
48	188	26	17	43	12	13	25	4	9	13	29	36	65	2	4	6
54	475	70	66	136	21	20	41	9	10	19	47	87	134	7	1	8

55	367	29	65	94	14	43	57	5	11	16	46	48	94	2	1	3
56	188	18	23	41	9	11	20	9	4	13	31	23	54	7	3	10
57	352	32	70	102	14	26	40	3	16	19	36	75	111	3	4	7
<hr/>																
	8,253	907	1,058	1,965	453	904	1,357	194	403	597	1,040	1,174	2,214	116	120	236
TOTALS	<hr/>															
	9,096	995	1,154	2,149	511	1,023	1,534	237	473	710	1,131	1,260	2,391	132	132	264

☐ Yellow in the TOTALS column means precinct hasn't reported
 N/A indicates AV (Absentee) results are included in Elec Day results



Representative in State Legislature - 30th District

Official results, updated August 10, 11:30 AM

[Race List](#) | [Race Summary](#) | [Race Details](#) | **[Race Details \(Printer Friendly\)](#)**

POLL BOOK TOTALS		Diana Farrington (REP)			Jackie Ryan (REP)			Joseph Bogdan (REP)			Michael Shallal (REP)			John Spica (DEM)			Michael R. Notte (DEM)		
		AV	Elec Day	TOTAL	AV	Elec Day	TOTAL	AV	Elec Day	TOTAL	AV	Elec Day	TOTAL	AV	Elec Day	TOTAL	AV	Elec Day	TOTAL
SHELBY TOWNSHIP																			
02	519	90	86	176	9	14	23	27	22	49	46	45	91	2	13	15	30	23	53
04	449	72	71	143	13	15	28	20	14	34	55	46	101	4	8	12	28	21	49
05	654	120	58	178	32	9	41	24	13	37	72	56	128	20	13	33	53	39	92
10	341	41	46	87	9	8	17	9	11	20	37	26	63	15	17	32	37	14	51
25	554	94	62	156	14	9	23	33	11	44	76	53	129	5	15	20	27	29	56
27	429	61	44	105	17	8	25	16	12	28	46	30	76	8	18	26	55	24	79
28	695	126	33	159	39	13	52	31	10	41	85	22	107	34	8	42	95	32	127
29	218	33	29	62	3	6	9	4	7	11	6	40	46	6	9	15	12	19	31
3,859		637	429	1,066	136	82	218	164	100	264	423	318	741	94	101	195	337	201	538

POLL BOOK TOTALS	Diana Farrington (REP)			Jackie Ryan (REP)			Joseph Bogdan (REP)			Michael Shallal (REP)			John Spica (DEM)			Michael R. Notte (DEM)			
	AV	Elec Day	TOTAL	AV	Elec Day	TOTAL	AV	Elec Day	TOTAL	AV	Elec Day	TOTAL	AV	Elec Day	TOTAL	AV	Elec Day	TOTAL	
STERLING HEIGHTS																			
01	244	15	13	28	2	2	4	4	11	15	20	36	56	7	5	12	45	59	104
02	368	25	30	55	6	13	19	12	11	23	21	41	62	10	14	24	60	90	150
07	367	35	40	75	18	9	27	11	8	19	26	38	64	18	12	30	60	47	107
08	303	27	16	43	3	7	10	11	10	21	35	49	84	9	17	26	38	48	86
13	227	21	18	39	7	4	11	8	6	14	19	32	51	8	14	22	25	40	65
14	207	19	9	28	0	5	5	7	2	9	19	28	47	2	14	16	39	41	80
15	286	20	25	45	6	14	20	13	13	26	29	38	67	11	17	28	35	32	67
16	229	27	22	49	4	4	8	3	2	5	19	28	47	15	14	29	31	43	74
17	293	18	21	39	4	10	14	10	11	21	13	37	50	15	13	28	57	48	105
22	310	21	27	48	5	3	8	8	9	17	38	70	108	12	8	20	39	41	80
23	285	29	28	57	8	7	15	6	5	11	27	40	67	3	9	12	50	44	94
24	217	15	19	34	2	14	16	5	10	15	25	30	55	6	13	19	29	42	71
32	69	3	5	8	2	3	5	1	5	6	1	6	7	1	3	4	18	15	33
33	344	35	30	65	12	12	24	7	10	17	42	48	90	18	9	27	48	49	97
34	396	38	77	115	11	8	19	13	16	29	22	73	95	9	7	16	40	47	87
35	153	5	17	22	2	6	8	1	8	9	9	30	39	15	5	20	20	23	43
41	243	14	28	42	7	12	19	6	11	17	20	20	40	9	10	19	31	41	72
43	647	98	46	144	18	16	34	26	11	37	60	65	125	38	11	49	116	52	168
44	386	34	24	58	19	4	23	17	8	25	55	60	115	17	15	32	68	22	90
45	365	36	31	67	9	9	18	5	10	15	56	56	112	12	12	24	50	43	93
	5,939	535	526	1,061	145	162	307	174	177	351	556	825	1,381	235	222	457	899	867	1,766

[illegible]

		Day		Day		Day		Day		Day		Day		Day		Day		Day	
UTICA																			
01	112	N/A	20	20	N/A	7	7	N/A	6	6	N/A	18	18	N/A	5	5	N/A	40	40
02	336	N/A	104	104	N/A	14	14	N/A	11	11	N/A	57	57	N/A	34	34	N/A	52	52
03	217	N/A	36	36	N/A	10	10	N/A	8	8	N/A	36	36	N/A	33	33	N/A	57	57
	665	N/A	160	160	N/A	31	31	N/A	25	25	N/A	111	111	N/A	72	72	N/A	149	149
TOTALS																			
	10,463	1,172	1,115	2,287	281	275	556	338	302	640	979	1,254	2,233	329	395	724	1,236	1,217	2,453

☐ Yellow in the TOTALS column means precinct hasn't reported
 N/A indicates AV (Absentee) results are included in Elec Day results



Election Results

[Home](#) | [View All Races](#) | [My Ballot](#) | [My Watch List](#)

Representative in State Legislature - 31st District

One 2-year term

Official results, updated August 10, 11:30 AM

[Race List](#) | [Race Summary](#) | [Race Details](#) | [Race Details \(Printer Friendly\)](#)

POLL BOOK TOTALS		Austin Negipe (REP)			Lisa Valerio-Nowc (REP)			Michael Brewington (DEM)			William J. Sowerby (DEM)		
		AV	Elec Day	TOTAL	AV	Elec Day	TOTAL	AV	Elec Day	TOTAL	AV	Elec Day	TOTAL
CLINTON TOWNSHIP													
02	117	7	7	14	18	9	27	1	5	6	24	14	38
03	237	9	8	17	22	16	38	12	15	27	63	56	119
05	149	1	1	2	0	7	7	11	19	30	33	63	96
06	317	11	7	18	27	24	51	12	29	41	95	59	154
07	145	5	5	10	16	4	20	10	5	15	47	24	71
08	243	13	11	24	22	26	48	9	11	20	53	47	100
09	168	7	13	20	14	11	25	9	15	24	43	29	72
11	221	11	10	21	23	13	36	11	18	29	43	46	89
12	124	6	9	15	15	9	24	5	4	9	35	23	58
13	247	15	13	28	23	17	40	6	18	24	56	59	115
14	122	16	9	25	14	3	17	2	3	5	29	26	55
15	242	5	8	13	27	20	47	9	14	23	61	48	109
16	370	37	23	60	57	19	76	20	11	31	93	43	136
17	203	12	14	26	20	28	48	3	4	7	53	26	79
18	313	27	16	43	40	25	65	8	10	18	91	34	125
19	440	20	10	30	81	38	119	15	11	26	114	40	154
20	29	2	1	3	2	1	3	3	8	11	1	8	9
21	185	9	3	12	23	11	34	14	4	18	55	28	83
22	273	11	6	17	23	11	34	24	21	45	80	45	125
23	437	36	12	48	88	40	128	9	19	28	94	46	140
24	260	14	14	28	29	29	58	7	5	12	76	25	101
25	231	10	8	18	27	12	39	13	6	19	66	47	113
26	347	31	18	49	51	23	74	17	18	35	78	41	119
30	275	8	5	13	31	18	49	15	16	31	67	50	117
31	261	11	14	25	18	20	38	8	20	28	64	60	124
32	268	28	15	43	54	29	83	6	6	12	59	24	83
33	408	29	14	43	36	33	69	30	18	48	106	44	150
35	672	39	14	53	143	38	181	49	13	62	194	35	229
43	172	14	8	22	24	22	46	5	6	11	37	20	57
7,476		444	296	740	968	556	1,524	343	352	695	1,910	1,110	3,020

POLL BOOK TOTALS		Austin Negipe (REP)			Lisa Valerio-Nowc (REP)			Michael Brewington (DEM)			William J. Sowerby (DEM)		
		AV	Elec Day	TOTAL	AV	Elec Day	TOTAL	AV	Elec Day	TOTAL	AV	Elec Day	TOTAL
FRASER													
01	190	8	12	20	11	27	38	6	15	21	38	34	72
02	327	24	20	44	50	35	85	8	22	30	51	41	92
03	425	24	27	51	40	40	80	28	21	49	88	77	165
04	226	10	8	18	17	22	39	23	14	37	45	40	85

05	91	4	3	7	3	11	14	6	9	15	17	15	32
06	387	21	19	40	45	51	96	8	23	31	48	56	104
07	167	12	4	16	20	19	39	15	13	28	23	28	51
	1,813	103	93	196	186	205	391	94	117	211	310	291	601
	POLL BOOK TOTALS	Austin Nagipe (REP)			Lisa Valerio-Nowc (REP)			Michael Brewington (DEM)			William J. Sowerby (DEM)		
		AV	Elec	Day	TOTAL	AV	Elec	Day	TOTAL	AV	Elec	Day	TOTAL
MOUNT CLEMENS													
01	234	0	1	1	4	10	14	21	24	45	62	88	150
02	426	10	29	39	14	43	57	15	39	54	63	127	190
03	378	13	14	27	29	43	72	21	32	53	60	88	148
04	186	12	9	21	11	9	20	16	21	37	33	44	77
05	210	4	5	9	12	5	17	37	28	65	51	44	95
06	268	7	14	21	13	16	29	14	43	57	36	70	106
09	410	23	16	39	45	36	81	20	26	46	82	92	174
	2,112	69	88	157	128	162	290	144	213	357	387	553	940
TOTALS													
	11,401	616	477	1,093	1,282	923	2,205	581	682	1,263	2,607	1,954	4,561

☐ Yellow in the TOTALS column means precinct hasn't reported
 N/A indicates AV (Absentee) results are included in Elec Day results



Election Results

[Home](#) | [View All Races](#) | [My Ballot](#) | [My Watch List](#)

Representative in State Legislature - 31st District

One 2-year term

Official results, updated **August 10, 11:30 AM**

[Race List](#) | [Race Summary](#) | [Race Details](#) | [Race Details \(Printer Friendly\)](#)

POLL BOOK TOTALS		Austin Negipe (REP)			Lisa Valerio-Nowc (REP)			Michael Brewington (DEM)			William J. Sowerby (DEM)		
		AV	Elec Day	TOTAL	AV	Elec Day	TOTAL	AV	Elec Day	TOTAL	AV	Elec Day	TOTAL
CLINTON TOWNSHIP													
02	117	7	7	14	18	9	27	1	5	6	24	14	38
03	237	9	8	17	22	16	38	12	15	27	63	56	119
05	149	1	1	2	0	7	7	11	19	30	33	63	96
06	317	11	7	18	27	24	51	12	29	41	95	59	154
07	145	5	5	10	16	4	20	10	5	15	47	24	71
08	243	13	11	24	22	26	48	9	11	20	53	47	100
09	168	7	13	20	14	11	25	9	15	24	43	29	72
11	221	11	10	21	23	13	36	11	18	29	43	46	89
12	124	6	9	15	15	9	24	5	4	9	35	23	58
13	247	15	13	28	23	17	40	6	18	24	56	59	115
14	122	16	9	25	14	3	17	2	3	5	29	26	55
15	242	5	8	13	27	20	47	9	14	23	61	48	109
16	370	37	23	60	57	19	76	20	11	31	93	43	136
17	203	12	14	26	20	28	48	3	4	7	53	26	79
18	313	27	16	43	40	25	65	8	10	18	91	34	125
19	440	20	10	30	81	38	119	15	11	26	114	40	154
20	29	2	1	3	2	1	3	3	8	11	1	8	9
21	185	9	3	12	23	11	34	14	4	18	55	28	83
22	273	11	6	17	23	11	34	24	21	45	80	45	125
23	437	36	12	48	88	40	128	9	19	28	94	46	140
24	260	14	14	28	29	29	58	7	5	12	76	25	101
25	231	10	8	18	27	12	39	13	6	19	66	47	113
26	347	31	18	49	51	23	74	17	18	35	78	41	119
30	275	8	5	13	31	18	49	15	16	31	67	50	117
31	261	11	14	25	18	20	38	8	20	28	64	60	124
32	268	28	15	43	54	29	83	6	6	12	59	24	83
33	408	29	14	43	36	33	69	30	18	48	106	44	150
35	672	39	14	53	143	38	181	49	13	62	194	35	229
43	172	14	8	22	24	22	46	5	6	11	37	20	57
7,476		444	296	740	968	556	1,524	343	352	695	1,910	1,110	3,020

POLL BOOK TOTALS		Austin Negipe (REP)			Lisa Valerio-Nowc (REP)			Michael Brewington (DEM)			William J. Sowerby (DEM)		
		AV	Elec Day	TOTAL	AV	Elec Day	TOTAL	AV	Elec Day	TOTAL	AV	Elec Day	TOTAL
FRASER													
01	190	8	12	20	11	27	38	6	15	21	38	34	72
02	327	24	20	44	50	35	85	8	22	30	51	41	92
03	425	24	27	51	40	40	80	28	21	49	88	77	165
04	226	10	8	18	17	22	39	23	14	37	45	40	85

05	91	4	3	7	3	11	14	6	9	15	17	15	32
06	387	21	19	40	45	51	96	8	23	31	48	56	104
07	167	12	4	16	20	19	39	15	13	28	23	28	51
	1,813	103	93	196	186	205	391	94	117	211	310	291	601
	POLL BOOK TOTALS	Austin Negipe (REP)			Lisa Valerio-Nowc (REP)			Michael Brewington (DEM)			William J. Sowerby (DEM)		
		AV	Elec Day	TOTAL	AV	Elec Day	TOTAL	AV	Elec Day	TOTAL	AV	Elec Day	TOTAL
MOUNT CLEMENS													
01	234	0	1	1	4	10	14	21	24	45	62	88	150
02	426	10	29	39	14	43	57	15	39	54	63	127	190
03	378	13	14	27	29	43	72	21	32	53	60	88	148
04	186	12	9	21	11	9	20	16	21	37	33	44	77
05	210	4	5	9	12	5	17	37	28	65	51	44	95
06	268	7	14	21	13	16	29	14	43	57	36	70	106
09	410	23	16	39	45	36	81	20	26	46	82	92	174
	2,112	69	88	157	128	162	290	144	213	357	387	553	940
TOTALS													
	11,401	616	477	1,093	1,282	923	2,205	581	682	1,263	2,607	1,954	4,561

☐ Yellow in the TOTALS column means precinct hasn't reported
 N/A indicates AV (Absentee) results are included in Elec Day results



Election Results

[Home](#) | [View All Races](#) | [My Ballot](#) | [My Watch List](#)

Representative in State Legislature - 32nd District

One 2-year term

Official results, updated August 10, 11:30 AM

[Race List](#) | [Race Summary](#) | [Race Details](#) | [Race Details \(Printer Friendly\)](#)

POLL BOOK TOTALS		Justin Tranchita (REP)			Michael Shmina (REP)			Pamela Hornberger (REP)			Paul Manley (DEM)		
		AV	Elec Day	TOTAL	AV	Elec Day	TOTAL	AV	Elec Day	TOTAL	AV	Elec Day	TOTAL
CHESTERFIELD TOWNSHIP													
01	414	54	37	91	22	21	43	57	33	90	82	31	113
02	396	48	44	92	35	41	76	39	32	71	36	59	95
03	435	19	54	73	12	33	45	35	83	118	57	71	128
04	448	43	33	76	19	26	45	59	45	104	64	67	131
05	427	28	27	55	37	31	68	57	36	93	73	65	138
06	362	19	32	51	21	40	61	35	45	80	47	64	111
07	426	42	41	83	31	56	87	40	33	73	66	42	108
08	443	31	42	73	23	27	50	64	39	103	74	59	133
09	368	23	41	64	10	28	38	37	37	74	63	44	107
10	637	104	50	154	63	20	83	74	50	124	96	36	132
11	452	31	31	62	28	29	57	54	48	102	89	74	163
12	202	9	14	23	10	16	26	21	41	62	28	42	70
13	515	50	40	90	17	19	36	60	76	136	111	65	176
14	471	30	45	75	40	65	105	24	44	68	63	67	130
5,996		531	531	1,062	368	452	820	656	642	1,298	949	786	1,735
POLL BOOK TOTALS		Justin Tranchita (REP)			Michael Shmina (REP)			Pamela Hornberger (REP)			Paul Manley (DEM)		
		AV	Elec Day	TOTAL	AV	Elec Day	TOTAL	AV	Elec Day	TOTAL	AV	Elec Day	TOTAL
NEW BALTIMORE													
01	219	14	15	29	11	33	44	15	34	49	19	43	62
02	204	19	20	39	13	28	41	14	27	41	19	33	52
03	357	26	61	87	22	59	81	23	25	48	49	50	99
04	307	20	16	36	19	36	55	30	28	58	58	50	108
05	319	18	28	46	27	53	80	18	37	55	35	56	91
1,406		97	140	237	92	209	301	100	151	251	180	232	412
TOTALS													
7,402		628	671	1,299	460	661	1,121	756	793	1,549	1,129	1,018	2,147

□ Yellow in the TOTALS column means precinct hasn't reported
N/A indicates AV (Absentee) results are included in Elec Day results



Election Results

[Home](#) | [View All Races](#) | [My Ballot](#) | [My Watch List](#)

Representative in State Legislature - 33rd District

One 2-year term

Official results, updated August 10, 11:30 AM

[Race List](#) | [Race Summary](#) | [Race Details](#) | [Race Details \(Printer Friendly\)](#)

POLL BOOK TOTALS	Charles Karafa (REP)			Colleen Carl (REP)			Jeff Yaroch (REP)			Julianne Cusumano (REP)			Mel Koch (REP)			Steven Stoll (REP)			Yani Warda (DEM)			
	AV	Elec Day	TOTAL	AV	Elec Day	TOTAL	AV	Elec Day	TOTAL	AV	Elec Day	TOTAL	AV	Elec Day	TOTAL	AV	Elec Day	TOTAL	AV	Elec Day	TOTAL	
ARMADA TOWNSHIP																						
01	751	10	6	16	90	107	197	66	103	169	11	22	33	59	35	94	7	11	18	39	43	82
02	507	0	5	5	24	63	87	35	122	157	7	16	23	31	34	65	2	13	15	34	18	52
	1,258	10	11	21	114	170	284	101	225	326	18	38	56	90	69	159	9	24	33	73	61	134

POLL BOOK TOTALS	Charles Karafa (REP)			Colleen Carl (REP)			Jeff Yaroch (REP)			Julianne Cusumano (REP)			Mel Koch (REP)			Steven Stoll (REP)			Yani Warda (DEM)			
	AV	Elec Day	TOTAL	AV	Elec Day	TOTAL	AV	Elec Day	TOTAL	AV	Elec Day	TOTAL	AV	Elec Day	TOTAL	AV	Elec Day	TOTAL	AV	Elec Day	TOTAL	
LENOX TOWNSHIP																						
01	394	1	2	3	10	21	31	36	34	70	2	4	6	15	11	26	0	4	4	48	50	98
02	383	2	0	2	6	32	38	23	27	50	4	2	6	3	8	11	6	4	10	58	67	125
03	294	1	2	3	7	17	24	2	15	17	1	3	4	1	12	13	1	3	4	53	107	160
04	95	1	7	8	0	5	5	3	8	11	0	3	3	1	6	7	1	0	1	15	27	42
	1,166	5	11	16	23	75	98	64	84	148	7	12	19	20	37	57	8	11	19	174	251	425

POLL BOOK TOTALS	Charles Karafa (REP)			Colleen Carl (REP)			Jeff Yaroch (REP)			Julianne Cusumano (REP)			Mel Koch (REP)			Steven Stoll (REP)			Yani Warda (DEM)			
	AV	Elec Day	TOTAL	AV	Elec Day	TOTAL	AV	Elec Day	TOTAL	AV	Elec Day	TOTAL	AV	Elec Day	TOTAL	AV	Elec Day	TOTAL	AV	Elec Day	TOTAL	
MACOMB TOWNSHIP																						
01	297	1	6	7	26	31	57	27	30	57	13	3	16	30	4	34	7	2	9	41	20	61
02	418	1	8	9	41	33	74	38	29	67	11	12	23	28	28	56	6	3	9	66	37	103
05	373	5	4	9	31	25	56	37	49	86	10	16	26	30	26	56	4	1	5	57	30	87
08	346	9	4	13	41	25	66	47	22	69	15	6	21	16	8	24	4	2	6	54	28	82
09	385	7	3	10	38	28	66	33	27	60	13	18	31	37	33	70	6	2	8	33	39	72
10	215	1	4	5	21	9	30	18	6	24	11	9	20	10	10	20	4	1	5	50	35	85
11	379	2	9	11	13	23	36	44	45	89	11	13	24	22	28	50	2	5	7	42	47	89
13	360	7	3	10	37	58	95	21	39	60	8	31	39	22	20	42	10	4	14	22	39	61
15	462	5	4	9	44	26	70	60	32	92	26	10	36	34	12	46	7	3	10	76	15	91
16	508	17	11	28	17	59	76	53	43	96	23	18	41	31	15	46	1	7	8	58	46	104
17	361	5	2	7	26	23	49	42	36	78	18	16	34	15	16	31	4	4	8	37	52	89
18	219	4	2	6	38	6	44	18	6	24	4	4	8	5	5	10	0	0	0	68	33	101
21	456	5	5	10	37	17	54	46	32	78	19	14	33	48	16	64	5	2	7	89	23	112
22	521	7	9	16	59	37	96	71	20	91	25	10	35	28	11	39	10	4	14	84	25	109
23	542	18	8	26	70	27	97	107	18	125	32	11	43	37	13	50	11	0	11	73	20	93
24	786	10	2	12	75	34	109	151	58	209	42	6	48	55	30	85	13	2	15	109	35	144
25	207	5	2	7	9	21	30	16	24	40	3	11	14	18	12	30	0	3	3	8	31	39
26	196	2	3	5	12	16	28	30	12	42	8	5	13	14	7	21	2	7	9	19	21	40
27	220	4	3	7	11	17	28	20	21	41	6	18	24	17	11	28	2	3	5	26	30	56

28	220	0	2	2	17	21	38	25	19	44	7	2	9	20	14	34	3	5	8	22	25	47
29	246	0	0	0	8	31	39	17	25	42	5	11	16	14	8	22	4	4	8	24	40	64
31	241	1	6	7	22	13	35	22	15	37	16	4	20	26	12	38	5	3	8	28	21	49
32	288	5	3	8	16	22	38	18	34	52	20	29	49	16	13	29	6	1	7	23	29	52
34	255	8	9	17	13	14	27	19	49	68	10	8	18	17	9	26	3	1	4	32	28	60
35	252	1	4	5	16	23	39	20	15	35	8	8	16	12	27	39	2	6	8	23	47	70
8,753 130 116 246 738 639 1,377 1,000 706 1,706 364 293 657 602 388 990 121 75 196 1,164 796 1,960																						

POLL BOOK TOTALS	Charles Karafa (REP)			Colleen Carl (REP)			Jeff Yaroch (REP)			Julianne Cusumano (REP)			Mel Koch (REP)			Steven Stoll (REP)			Yani Warda (DEM)			
	AV	Elec Day	TOTAL	AV	Elec Day	TOTAL	AV	Elec Day	TOTAL	AV	Elec Day	TOTAL	AV	Elec Day	TOTAL	AV	Elec Day	TOTAL	AV	Elec Day	TOTAL	
MEMPHIS																						
01	86	N/A	5	5	N/A	19	19	N/A	29	29	N/A	2	2	N/A	3	3	N/A	1	1	N/A	16	16
	86	N/A	5	5	N/A	19	19	N/A	29	29	N/A	2	2	N/A	3	3	N/A	1	1	N/A	16	16

POLL BOOK TOTALS	Charles Karafa (REP)			Colleen Carl (REP)			Jeff Yaroch (REP)			Julianne Cusumano (REP)			Mel Koch (REP)			Steven Stoll (REP)			Yani Warda (DEM)			
	AV	Elec Day	TOTAL	AV	Elec Day	TOTAL	AV	Elec Day	TOTAL	AV	Elec Day	TOTAL	AV	Elec Day	TOTAL	AV	Elec Day	TOTAL	AV	Elec Day	TOTAL	
RAY TOWNSHIP																						
01	396	2	9	11	26	42	68	32	70	102	1	12	13	36	37	73	3	3	6	15	15	30
02	513	5	7	12	29	71	100	53	88	141	9	18	27	42	57	99	2	11	13	11	17	28
	909	7	16	23	55	113	168	85	158	243	10	30	40	78	94	172	5	14	19	26	32	58

POLL BOOK TOTALS	Charles Karafa (REP)			Colleen Carl (REP)			Jeff Yaroch (REP)			Julianne Cusumano (REP)			Mel Koch (REP)			Steven Stoll (REP)			Yani Warda (DEM)			
	AV	Elec Day	TOTAL	AV	Elec Day	TOTAL	AV	Elec Day	TOTAL	AV	Elec Day	TOTAL	AV	Elec Day	TOTAL	AV	Elec Day	TOTAL	AV	Elec Day	TOTAL	
RICHMOND TOWNSHIP																						
01	340	N/A	5	5	N/A	48	48	N/A	165	165	N/A	13	13	N/A	35	35	N/A	3	3	N/A	19	19
02	310	N/A	5	5	N/A	58	58	N/A	107	107	N/A	21	21	N/A	41	41	N/A	6	6	N/A	27	27
	650	N/A	10	10	N/A	106	106	N/A	272	272	N/A	34	34	N/A	76	76	N/A	9	9	N/A	46	46

POLL BOOK TOTALS	Charles Karafa (REP)			Colleen Carl (REP)			Jeff Yaroch (REP)			Julianne Cusumano (REP)			Mel Koch (REP)			Steven Stoll (REP)			Yani Warda (DEM)			
	AV	Elec Day	TOTAL	AV	Elec Day	TOTAL	AV	Elec Day	TOTAL	AV	Elec Day	TOTAL	AV	Elec Day	TOTAL	AV	Elec Day	TOTAL	AV	Elec Day	TOTAL	
RICHMOND CITY																						
01	533	N/A	5	5	N/A	51	51	N/A	246	246	N/A	21	21	N/A	14	14	N/A	8	8	N/A	136	136
02	372	N/A	2	2	N/A	30	30	N/A	190	190	N/A	7	7	N/A	25	25	N/A	4	4	N/A	66	66
	905	N/A	7	7	N/A	81	81	N/A	436	436	N/A	28	28	N/A	39	39	N/A	12	12	N/A	202	202

TOTALS																						
13,727 152 176 328 930 1,203 2,133 1,250 1,910 3,160 399 437 836 790 706 1,496 143 146 289 1,437 1,404 2,841																						

☐ Yellow in the TOTALS column means precinct hasn't reported
 N/A indicates AV (Absentee) results are included in Elec Day results



Election Results

[Home](#) | [View All Races](#) | [My Ballot](#) | [My Watch List](#)

Representative in State Legislature - 36th District

One 2-year term

Official results, updated August 10, 11:30 AM

[Race List](#) | [Race Summary](#) | [Race Details](#) | [Race Details \(Printer Friendly\)](#)

POLL BOOK TOTALS		Peter J. Lucido (REP)			Diane Young (DEM)		
		AV	Elec Day	TOTAL	AV	Elec Day	TOTAL
BRUCE TOWNSHIP							
01	428	103	154	257	22	35	57
02	711	212	261	473	26	38	64
03	432	126	132	258	16	18	34
04	543	114	220	334	24	20	44
2,114		555	767	1,322	88	111	199

POLL BOOK TOTALS		Peter J. Lucido (REP)			Diane Young (DEM)		
		AV	Elec Day	TOTAL	AV	Elec Day	TOTAL
SHELBY TOWNSHIP							
01	613	207	172	379	40	18	58
03	207	49	87	136	11	21	32
06	201	47	56	103	21	32	53
07	626	188	199	387	46	42	88
08	205	59	81	140	10	16	26
09	158	33	48	81	12	22	34
11	351	108	71	179	46	41	87
12	419	135	140	275	14	28	42
13	308	95	93	188	13	26	39
14	480	138	147	285	26	40	66
15	591	181	182	363	46	39	85
16	742	275	194	469	48	30	78
17	363	108	115	223	20	25	45
18	360	138	65	203	46	23	69
19	381	138	110	248	21	23	44
20	265	84	60	144	33	22	55
21	120	14	23	37	22	33	55
22	771	301	202	503	55	28	83
23	649	234	197	431	24	26	50
24	812	331	204	535	49	33	82
26	452	176	57	233	88	21	109
9,074		3,039	2,503	5,542	691	589	1,280

	POLL BOOK TOTALS	Peter J. Lucido (REP)			Diane Young (DEM)		
		AV	Elec Day	TOTAL	AV	Elec Day	TOTAL
WASHINGTON TOWNSHIP							
01	372	70	142	212	13	31	44
02	735	220	229	449	53	41	94
03	701	184	280	464	24	40	64

04	366	77	147	224	26	28	54
05	673	205	257	462	25	28	53
06	958	344	303	647	58	29	87
07	552	137	207	344	35	42	77
08	526	159	198	357	28	31	59
09	343	60	152	212	17	18	35
10	352	77	147	224	15	21	36
	5,578	1,533	2,062	3,595	294	309	603
TOTALS	16,766	5,127	5,332	10,459	1,073	1,009	2,082

☐ Yellow in the TOTALS column means precinct hasn't reported
 N/A indicates AV (Absentee) results are included in Elec Day results



Election Results

[Home](#) | [View All Races](#) | [My Ballot](#) | [My Watch List](#)

Judge of Circuit Court - 16th Circuit

Non-Incumbent Position

Two 6-year terms

Official results, updated August 10, 11:30 AM

[Race List](#) | [Race Summary](#) | [Race Details](#) | [Race Details \(Printer Friendly\)](#)

	POLL BOOK TOTALS	Armand Velardo			Beth deBaptiste-Follis			Michael E. Servitto			Racheal Rancilio			Teri Lynn Dennings		
		AV	Elec Day	TOTAL	AV	Elec Day	TOTAL	AV	Elec Day	TOTAL	AV	Elec Day	TOTAL	AV	Elec Day	TOTAL
ARMADA TOWNSHIP																
01	751	25	30	55	18	29	47	139	143	282	100	89	189	65	60	125
02	507	17	31	48	6	23	29	67	104	171	39	61	100	26	39	65
	1,258	42	61	103	24	52	76	206	247	453	139	150	289	91	99	190

	POLL BOOK TOTALS	Armand Velardo			Beth deBaptiste-Follis			Michael E. Servitto			Racheal Rancilio			Teri Lynn Dennings		
		AV	Elec Day	TOTAL	AV	Elec Day	TOTAL	AV	Elec Day	TOTAL	AV	Elec Day	TOTAL	AV	Elec Day	TOTAL
BRUCE TOWNSHIP																
01	428	14	14	28	10	13	23	77	97	174	42	59	101	29	35	64
02	711	41	29	70	24	25	49	126	165	291	70	103	173	45	51	96
03	432	15	10	25	11	10	21	82	79	161	36	41	77	42	30	72
04	543	16	20	36	9	21	30	86	137	223	72	68	140	30	45	75
	2,114	86	73	159	54	69	123	371	478	849	220	271	491	146	161	307

	POLL BOOK TOTALS	Armand Velardo			Beth deBaptiste-Follis			Michael E. Servitto			Racheal Rancilio			Teri Lynn Dennings		
		AV	Elec Day	TOTAL	AV	Elec Day	TOTAL	AV	Elec Day	TOTAL	AV	Elec Day	TOTAL	AV	Elec Day	TOTAL
CENTER LINE																
01	230	11	15	26	10	18	28	51	59	110	29	47	76	15	29	44
02	164	9	8	17	8	5	13	38	38	76	26	19	45	35	15	50
03	212	5	10	15	6	12	18	49	50	99	31	45	76	20	28	48
04	120	5	4	9	3	6	9	33	38	71	17	27	44	14	18	32
05	117	7	2	9	5	6	11	22	31	53	16	23	39	8	11	19
	843	37	39	76	32	47	79	193	216	409	119	161	280	92	101	193

	POLL BOOK TOTALS	Armand Velardo			Beth deBaptiste-Follis			Michael E. Servitto			Racheal Rancilio			Teri Lynn Dennings		
		AV	Elec Day	TOTAL	AV	Elec Day	TOTAL	AV	Elec Day	TOTAL	AV	Elec Day	TOTAL	AV	Elec Day	TOTAL
CHESTERFIELD TOWNSHIP																
01	414	29	11	40	25	13	38	116	68	184	80	53	133	54	28	82
02	396	30	23	53	18	20	38	86	98	184	63	63	126	34	31	65
03	435	22	32	54	17	35	52	84	117	201	47	108	155	31	34	65
04	448	26	20	46	17	12	29	109	78	187	75	64	139	56	23	79
05	427	27	15	42	16	24	40	119	87	206	81	77	158	52	27	79
06	362	13	16	29	10	15	25	71	112	183	41	79	120	28	37	65
07	426	26	17	43	16	13	29	125	103	228	80	74	154	47	23	70
08	443	25	18	43	20	17	37	130	91	221	97	62	159	37	27	64
09	368	12	14	26	15	17	32	82	72	154	57	72	129	34	20	54
10	637	56	5	61	36	10	46	228	81	309	144	78	222	77	25	102
11	452	29	19	48	26	28	54	117	109	226	94	73	167	64	45	109
12	202	12	13	25	2	13	15	42	64	106	27	54	81	20	24	44
13	515	27	21	48	30	17	47	156	99	255	87	104	191	63	39	102

14	471	26	23	49	15	15	30	106	130	236	72	97	169	34	39	73
	5,996	360	247	607	263	249	512	1,571	1,309	2,880	1,045	1,058	2,103	631	422	1,053
	POLL BOOK TOTALS	Armand Velardo			Beth deBaptiste-Follis			Michael E. Servitto			Racheal Rancilio			Teri Lynn Dennings		
		AV	Elec Day	TOTAL	AV	Elec Day	TOTAL	AV	Elec Day	TOTAL	AV	Elec Day	TOTAL	AV	Elec Day	TOTAL
CLINTON TOWNSHIP																
01	370	32	8	40	16	9	25	142	43	185	90	45	135	54	18	72
02	117	7	5	12	7	4	11	35	23	58	21	15	36	14	8	22
03	237	9	14	23	10	16	26	69	44	113	40	44	84	39	34	73
04	91	6	2	8	5	4	9	27	9	36	30	8	38	14	5	19
05	149	9	8	17	5	14	19	24	36	60	15	28	43	18	45	63
06	317	16	19	35	11	21	32	102	62	164	64	52	116	46	26	72
07	145	9	3	12	9	4	13	48	22	70	37	21	58	22	10	32
08	243	8	15	23	15	16	31	59	51	110	42	65	107	35	18	53
09	168	12	8	20	7	11	18	46	31	77	27	26	53	19	14	33
10	337	23	11	34	14	16	30	103	67	170	84	50	134	36	21	57
11	221	11	7	18	12	24	36	53	58	111	38	45	83	27	20	47
12	124	10	3	13	8	8	16	35	28	63	28	25	53	10	12	22
13	247	16	11	27	13	16	29	66	63	129	33	37	70	41	41	82
14	122	10	7	17	4	5	9	26	24	50	21	19	40	18	11	29
15	242	8	8	16	10	12	22	70	56	126	44	44	88	26	22	48
16	370	24	11	35	23	7	30	121	49	170	87	47	134	36	27	63
17	203	10	9	19	13	7	20	47	41	88	40	38	78	29	14	43
18	313	24	20	44	15	11	26	103	48	151	53	34	87	45	13	58
19	440	34	10	44	18	15	33	172	62	234	112	55	167	71	20	91
20	29	1	2	3	0	2	2	6	3	9	5	7	12	1	3	4
21	185	12	6	18	18	6	24	58	28	86	37	25	62	38	13	51
22	273	15	9	24	20	13	33	81	50	131	51	43	94	41	21	62
23	437	39	15	54	19	19	38	151	69	220	113	63	176	39	25	64
24	260	18	14	32	10	6	16	73	48	121	48	32	80	43	13	56
25	231	13	10	23	17	11	28	72	49	121	49	33	82	30	19	49
26	347	27	12	39	17	8	25	116	65	181	81	53	134	35	21	56
27	345	33	12	45	26	13	39	123	39	162	92	37	129	45	8	53
28	170	11	9	20	7	10	17	40	27	67	29	22	51	20	18	38
29	450	25	19	44	30	12	42	144	97	241	105	71	176	64	25	89
30	275	17	16	33	12	6	18	78	51	129	66	42	108	29	25	54
31	261	11	11	22	10	16	26	75	63	138	48	63	111	26	29	55
32	268	21	11	32	8	7	15	108	43	151	69	33	102	29	13	42
33	408	22	16	38	25	23	48	153	66	219	99	47	146	56	22	78
34	142	8	4	12	11	16	27	40	35	75	26	24	50	18	18	36
35	672	45	21	66	46	10	56	277	54	331	212	54	266	115	14	129
36	324	20	10	30	18	12	30	113	55	168	91	47	138	32	29	61
37	541	42	21	63	36	25	61	201	65	266	156	42	198	80	22	102
38	289	20	13	33	17	12	29	84	65	149	67	53	120	18	20	38
39	323	22	7	29	16	6	22	135	44	179	84	40	124	50	19	69
40	426	14	16	30	27	18	45	149	79	228	115	66	181	45	25	70
41	311	20	12	32	12	8	20	105	54	159	63	34	97	41	17	58
42	317	23	7	30	20	20	40	106	44	150	68	43	111	51	27	78
43	172	10	6	16	10	7	17	62	31	93	39	24	63	16	8	24
44	587	54	24	78	35	20	55	234	85	319	161	66	227	78	27	105
45	326	22	8	30	23	17	40	111	47	158	90	44	134	48	20	68
46	639	61	9	70	37	13	50	252	78	330	166	66	232	91	23	114
	13,464	904	499	1,403	742	556	1,298	4,495	2,251	6,746	3,136	1,872	5,008	1,779	903	2,682
	POLL BOOK	Armand Velardo			Beth deBaptiste-Follis			Michael E. Servitto			Racheal Rancilio			Teri Lynn Dennings		

	TOTALS	AV	Elec Day	TOTAL	AV	Elec Day	TOTAL	AV	Elec Day	TOTAL	AV	Elec Day	TOTAL	AV	Elec Day	TOTAL
EASTPOINTE																
01	214	9	9	18	15	16	31	47	37	84	28	22	50	39	33	72
02	323	16	23	39	10	19	29	95	51	146	66	49	115	72	42	114
03	270	23	8	31	8	6	14	94	57	151	58	41	99	28	22	50
04	281	22	11	33	17	10	27	109	51	160	52	33	85	44	33	77
05	248	14	12	26	7	14	21	66	61	127	43	41	84	37	34	71
06	252	16	16	32	19	14	33	64	41	105	41	50	91	24	26	50
07	353	12	20	32	17	34	51	82	65	147	51	58	109	62	71	133
08	276	11	14	25	18	22	40	78	48	126	60	48	108	42	30	72
09	261	20	12	32	12	15	27	86	40	126	53	35	88	48	27	75
10	232	18	10	28	17	10	27	77	39	116	50	36	86	30	30	60
11	390	25	8	33	20	18	38	119	83	202	80	56	136	54	47	101
12	468	43	25	68	22	21	43	152	69	221	105	64	169	93	52	145
	3,568	229	168	397	182	199	381	1,069	642	1,711	687	533	1,220	573	447	1,020
POLL BOOK TOTALS																
	Armand Velardo			Beth deBaptiste-Follis			Michael E. Servitto			Racheal Rancilio			Teri Lynn Dennings			
	AV	Elec Day	TOTAL	AV	Elec Day	TOTAL	AV	Elec Day	TOTAL	AV	Elec Day	TOTAL	AV	Elec Day	TOTAL	
FRASER																
01	190	16	12	28	2	11	13	35	53	88	31	37	68	17	20	37
02	327	23	17	40	19	14	33	100	82	182	53	66	119	18	21	39
03	425	35	14	49	22	13	35	128	109	237	76	89	165	40	34	74
04	226	17	14	31	15	10	25	53	56	109	49	37	86	29	21	50
05	91	6	4	10	2	4	6	25	21	46	14	21	35	15	19	34
06	387	14	23	37	15	18	33	104	109	213	78	88	166	31	33	64
07	167	19	11	30	9	9	18	50	39	89	27	34	61	23	11	34
	1,813	130	95	225	84	79	163	495	469	964	328	372	700	173	159	332
POLL BOOK TOTALS																
	Armand Velardo			Beth deBaptiste-Follis			Michael E. Servitto			Racheal Rancilio			Teri Lynn Dennings			
	AV	Elec Day	TOTAL	AV	Elec Day	TOTAL	AV	Elec Day	TOTAL	AV	Elec Day	TOTAL	AV	Elec Day	TOTAL	
HARRISON TOWNSHIP																
01	385	30	19	49	17	19	36	118	60	178	83	65	148	31	22	53
02	452	23	6	29	23	13	36	123	77	200	102	73	175	46	29	75
03	327	8	7	15	10	11	21	99	59	158	69	59	128	42	22	64
04	677	28	17	45	20	26	46	175	137	312	156	147	303	70	35	105
05	571	29	20	49	15	11	26	192	96	288	143	103	246	46	21	67
06	567	27	24	51	18	17	35	148	108	256	138	127	265	41	22	63
07	629	27	21	48	31	20	51	152	127	279	155	142	297	41	26	67
08	321	15	13	28	14	14	28	96	50	146	73	55	128	36	32	68
09	489	28	13	41	19	12	31	142	72	214	113	81	194	50	20	70
10	353	14	12	26	9	10	19	83	70	153	79	92	171	24	13	37
	4,771	229	152	381	176	153	329	1,328	856	2,184	1,111	944	2,055	427	242	669
POLL BOOK TOTALS																
	Armand Velardo			Beth deBaptiste-Follis			Michael E. Servitto			Racheal Rancilio			Teri Lynn Dennings			
	AV	Elec Day	TOTAL	AV	Elec Day	TOTAL	AV	Elec Day	TOTAL	AV	Elec Day	TOTAL	AV	Elec Day	TOTAL	
LENOX TOWNSHIP																
01	394	18	14	32	11	17	28	65	61	126	47	55	102	39	29	68
02	383	19	16	35	14	15	29	75	81	156	61	63	124	44	23	67
03	294	11	18	29	9	15	24	51	80	131	32	71	103	22	33	55
04	95	2	7	9	1	9	10	10	30	40	16	28	44	10	11	21
	1,166	50	55	105	35	56	91	201	252	453	156	217	373	115	96	211
POLL BOOK TOTALS																
	Armand Velardo			Beth deBaptiste-Follis			Michael E. Servitto			Racheal Rancilio			Teri Lynn Dennings			
	AV	Elec Day	TOTAL	AV	Elec Day	TOTAL	AV	Elec Day	TOTAL	AV	Elec Day	TOTAL	AV	Elec Day	TOTAL	
MACOMB TOWNSHIP																
01	297	21	8	29	19	6	25	78	53	131	49	41	90	25	17	42
02	418	23	12	35	18	11	29	118	82	200	69	70	139	58	20	78

03	289	5	18	23	8	17	25	60	77	137	43	58	101	16	25	41
04	348	23	16	39	19	20	39	115	72	187	63	48	111	35	24	59
05	373	32	14	46	20	16	36	88	70	158	59	39	98	50	36	86
06	346	34	9	43	18	11	29	138	30	168	77	23	100	53	12	65
07	340	27	11	38	24	10	34	101	69	170	51	43	94	45	27	72
08	346	24	12	36	17	10	27	105	57	162	70	34	104	44	21	65
09	385	29	19	48	10	19	29	112	83	195	55	71	126	44	27	71
10	215	17	11	28	20	8	28	53	38	91	37	29	66	22	11	33
11	379	16	14	30	20	13	33	72	85	157	66	94	160	29	34	63
12	378	20	18	38	15	7	22	123	58	181	85	40	125	56	12	68
13	360	21	21	42	14	18	32	79	86	165	53	66	119	28	23	51
14	384	29	13	42	11	14	25	110	57	167	78	52	130	44	21	65
15	462	39	15	54	27	11	38	160	59	219	93	42	135	62	22	84
16	508	28	18	46	29	18	47	142	109	251	100	89	189	43	30	73
17	361	26	19	45	10	17	27	82	94	176	45	64	109	34	30	64
18	219	15	4	19	9	4	13	80	22	102	58	17	75	31	17	48
19	102	2	7	9	7	3	10	23	19	42	17	15	32	9	8	17
20	340	21	17	38	7	10	17	84	55	139	68	58	126	18	16	34
21	456	37	14	51	25	6	31	163	42	205	93	39	132	71	12	83
22	521	48	12	60	22	13	35	167	60	227	135	54	189	73	18	91
23	542	47	6	53	29	7	36	208	43	251	165	36	201	64	16	80
24	786	69	16	85	36	12	48	283	85	368	168	71	239	96	24	120
25	207	12	15	27	2	5	7	33	59	92	26	52	78	8	9	17
26	196	14	4	18	13	4	17	47	33	80	35	27	62	16	14	30
27	220	10	9	19	8	18	26	53	61	114	35	38	73	22	20	42
28	220	15	10	25	5	10	15	61	52	113	40	39	79	20	17	37
29	246	5	17	22	10	6	16	41	69	110	34	56	90	18	13	31
30	335	21	13	34	14	7	21	105	65	170	66	63	129	36	16	52
31	241	16	13	29	9	6	15	78	32	110	49	30	79	27	9	36
32	288	13	17	30	7	17	24	43	70	113	38	46	84	22	20	42
33	266	20	9	29	15	14	29	69	36	105	57	26	83	33	21	54
34	255	20	16	36	13	18	31	59	51	110	43	54	97	13	21	34
35	252	12	14	26	11	17	28	56	60	116	41	47	88	19	24	43

11,881	811	461	1,272	541	403	944	3,389	2,093	5,482	2,261	1,671	3,932	1,284	687	1,971
--------	-----	-----	-------	-----	-----	-----	-------	-------	-------	-------	-------	-------	-------	-----	-------

POLL
BOOK
TOTALS

Armand Velardo
AV Elec Day TOTAL

Beth deBaptiste-Follis
AV Elec Day TOTAL

Michael E. Servitto
AV Elec Day TOTAL

Racheal Rancilio
AV Elec Day TOTAL

Teri Lynn Dennings
AV Elec Day TOTAL

MEMPHIS

01	86	N/A	4	4	N/A	6	6	N/A	23	23	N/A	17	17	N/A	9	9
	86	N/A	4	4	N/A	6	6	N/A	23	23	N/A	17	17	N/A	9	9

POLL
BOOK
TOTALS

Armand Velardo
AV Elec Day TOTAL

Beth deBaptiste-Follis
AV Elec Day TOTAL

Michael E. Servitto
AV Elec Day TOTAL

Racheal Rancilio
AV Elec Day TOTAL

Teri Lynn Dennings
AV Elec Day TOTAL

MOUNT CLEMENS

01	234	5	11	16	16	11	27	35	67	102	25	44	69	49	47	96
02	426	15	43	58	16	21	37	72	137	209	60	152	212	25	40	65
03	378	27	27	54	16	20	36	82	123	205	58	83	141	43	35	78
04	186	13	13	26	9	9	18	50	59	109	33	48	81	18	11	29
05	210	12	13	25	27	13	40	50	40	90	28	21	49	46	29	75
06	268	10	17	27	3	13	16	39	81	120	27	62	89	23	39	62
09	410	25	17	42	13	20	33	139	97	236	81	85	166	42	34	76
	2,112	107	141	248	100	107	207	467	604	1,071	312	495	807	246	235	481

POLL
BOOK
TOTALS

Armand Velardo
AV Elec Day TOTAL

Beth deBaptiste-Follis
AV Elec Day TOTAL

Michael E. Servitto
AV Elec Day TOTAL

Racheal Rancilio
AV Elec Day TOTAL

Teri Lynn Dennings
AV Elec Day TOTAL

NEW BALTIMORE

01	219	11	18	29	8	11	19	39	52	91	20	44	64	15	27	42
02	204	14	18	32	2	14	16	35	53	88	26	41	67	18	23	41
03	357	12	17	29	20	37	57	70	110	180	47	87	134	32	33	65
04	307	16	14	30	12	19	31	69	67	136	44	58	102	33	34	67
05	319	13	12	25	13	25	38	66	89	155	33	82	115	30	41	71
1,406		66	79	145	55	106	161	279	371	650	170	312	482	128	158	286

POLL BOOK TOTALS	Armand Velardo			Beth deBaptiste-Follis			Michael E. Servitto			Racheal Rancillo			Teri Lynn Dennings		
	AV	Elec Day	TOTAL	AV	Elec Day	TOTAL	AV	Elec Day	TOTAL	AV	Elec Day	TOTAL	AV	Elec Day	TOTAL

RAY TOWNSHIP

01	396	19	15	34	7	12	19	60	68	128	44	52	96	31	32	63
02	513	11	24	35	12	12	24	69	102	171	44	70	114	23	33	56
909		30	39	69	19	24	43	129	170	299	88	122	210	54	65	119

POLL BOOK TOTALS	Armand Velardo			Beth deBaptiste-Follis			Michael E. Servitto			Racheal Rancillo			Teri Lynn Dennings		
	AV	Elec Day	TOTAL	AV	Elec Day	TOTAL	AV	Elec Day	TOTAL	AV	Elec Day	TOTAL	AV	Elec Day	TOTAL

RICHMOND TOWNSHIP

01	340	N/A	28	28	N/A	25	25	N/A	112	112	N/A	94	94	N/A	55	55
02	310	N/A	23	23	N/A	22	22	N/A	132	132	N/A	88	88	N/A	43	43
650		N/A	51	51	N/A	47	47	N/A	244	244	N/A	182	182	N/A	98	98

POLL BOOK TOTALS	Armand Velardo			Beth deBaptiste-Follis			Michael E. Servitto			Racheal Rancillo			Teri Lynn Dennings		
	AV	Elec Day	TOTAL	AV	Elec Day	TOTAL	AV	Elec Day	TOTAL	AV	Elec Day	TOTAL	AV	Elec Day	TOTAL

RICHMOND CITY

01	533	N/A	48	48	N/A	42	42	N/A	211	211	N/A	148	148	N/A	90	90
02	372	N/A	46	46	N/A	43	43	N/A	133	133	N/A	112	112	N/A	56	56
905		N/A	94	94	N/A	85	85	N/A	344	344	N/A	260	260	N/A	146	146

POLL BOOK TOTALS	Armand Velardo			Beth deBaptiste-Follis			Michael E. Servitto			Racheal Rancillo			Teri Lynn Dennings		
	AV	Elec Day	TOTAL	AV	Elec Day	TOTAL	AV	Elec Day	TOTAL	AV	Elec Day	TOTAL	AV	Elec Day	TOTAL

ROSEVILLE

01	283	18	16	34	12	13	25	76	75	151	37	58	95	39	49	88
02	378	19	13	32	8	15	23	98	86	184	56	63	119	57	43	100
03	232	17	7	24	10	15	25	70	50	120	58	40	98	35	28	63
04	181	11	6	17	11	10	21	55	39	94	48	34	82	18	19	37
05	265	17	16	33	8	13	21	74	69	143	38	58	96	38	28	66
06	356	16	20	36	16	23	39	84	86	170	49	61	110	56	49	105
07	353	13	24	37	16	22	38	88	100	188	55	77	132	51	53	104
08	397	21	22	43	18	19	37	104	86	190	95	72	167	50	43	93
09	456	39	18	57	24	16	40	156	109	265	86	84	170	49	34	83
10	202	12	12	24	7	12	19	42	56	98	29	40	69	17	14	31
11	253	16	7	23	10	14	24	72	43	115	38	33	71	44	27	71
12	302	15	14	29	9	16	25	89	68	157	55	57	112	38	32	70
13	153	4	11	15	5	9	14	41	45	86	21	36	57	12	11	23
14	261	18	13	31	8	7	15	74	61	135	47	44	91	24	24	48
15	346	34	16	50	21	11	32	98	58	156	68	44	112	58	32	90
4,418		270	215	485	183	215	398	1,221	1,031	2,252	780	801	1,581	586	486	1,072

POLL BOOK TOTALS	Armand Velardo			Beth deBaptiste-Follis			Michael E. Servitto			Racheal Rancillo			Teri Lynn Dennings		
	AV	Elec Day	TOTAL	AV	Elec Day	TOTAL	AV	Elec Day	TOTAL	AV	Elec Day	TOTAL	AV	Elec Day	TOTAL

SHELBY TOWNSHIP

01	613	47	37	84	35	30	65	168	123	291	113	78	191	46	27	73
02	519	32	17	49	21	33	54	123	113	236	88	65	153	58	34	92
03	207	3	7	10	3	10	13	39	46	85	19	31	50	23	30	53
04	449	29	22	51	22	21	43	117	89	206	79	64	143	55	30	85
05	654	63	29	92	40	36	76	208	89	297	143	62	205	66	31	97
06	201	12	9	21	12	18	30	44	42	86	22	26	48	23	21	44

07	626	37	45	82	44	64	108	151	90	241	106	60	166	41	35	76
08	205	12	17	29	3	11	14	48	53	101	34	37	71	19	18	37
09	158	8	9	17	8	9	17	26	30	56	11	22	33	15	17	32
10	341	24	19	43	17	16	33	98	56	154	68	43	111	34	23	57
11	351	25	21	46	32	22	54	91	55	146	49	36	85	47	28	75
12	419	26	14	40	20	32	52	88	90	178	64	43	107	25	30	55
13	308	22	23	45	20	20	40	63	61	124	47	43	90	22	31	53
14	480	27	27	54	22	30	52	112	117	229	102	84	186	44	31	75
15	591	42	23	65	34	53	87	139	128	267	96	83	179	49	39	88
16	742	43	32	75	42	59	101	196	120	316	149	81	230	58	27	85
17	363	21	13	34	17	27	44	85	64	149	49	60	109	35	20	55
18	360	26	10	36	23	17	40	120	35	155	74	36	110	56	17	73
19	381	29	18	47	26	34	60	99	67	166	60	34	94	37	29	66
20	265	20	12	32	12	11	23	76	46	122	52	36	88	35	10	45
21	120	7	7	14	9	7	16	13	28	41	12	21	33	13	19	32
22	771	44	37	81	96	99	195	244	103	347	168	69	237	80	27	107
23	649	57	61	118	37	26	63	161	117	278	121	97	218	53	53	106
24	812	78	54	132	43	23	66	245	133	378	192	89	281	75	44	119
25	554	63	23	86	24	19	43	172	114	286	96	69	165	47	19	66
26	452	46	7	53	22	8	30	162	38	200	97	23	120	58	16	74
27	429	31	20	51	25	19	44	152	64	216	85	47	132	50	31	81
28	695	48	18	66	35	6	41	259	56	315	171	37	208	114	30	144
29	218	8	13	21	10	10	20	42	62	104	31	37	68	12	19	31

12,933	930	644	1,574	754	770	1,524	3,541	2,229	5,770	2,398	1,513	3,911	1,290	786	2,076
--------	-----	-----	-------	-----	-----	-------	-------	-------	-------	-------	-------	-------	-------	-----	-------

POLL BOOK TOTALS	Armand Velardo			Beth deBaptiste-Follis			Michael E. Servitto			Racheal Rancillo			Teri Lynn Dennings			
	AV	Elec Day	TOTAL	AV	Elec Day	TOTAL	AV	Elec Day	TOTAL	AV	Elec Day	TOTAL	AV	Elec Day	TOTAL	
ST. CLAIR SHORES																
01	749	42	44	86	42	31	73	189	158	347	136	129	265	51	48	99
02	656	28	22	50	23	25	48	198	123	321	149	111	260	69	48	117
03	554	23	39	62	9	38	47	106	168	274	68	130	198	30	67	97
04	500	37	25	62	14	33	47	140	116	256	80	97	177	27	46	73
05	439	19	33	52	5	34	39	76	126	202	43	98	141	24	36	60
06	429	24	32	56	26	32	58	88	104	192	60	103	163	35	44	79
07	266	11	10	21	11	13	24	52	88	140	47	69	116	13	33	46
08	434	19	18	37	14	28	42	108	113	221	81	101	182	16	44	60
09	266	26	17	43	14	8	22	81	53	134	48	45	93	35	17	52
10	553	35	42	77	14	31	45	124	162	286	87	123	210	44	39	83
11	258	14	13	27	5	12	17	53	69	122	35	52	87	18	18	36
12	601	43	29	72	24	30	54	148	179	327	89	125	214	53	56	109
13	794	47	47	94	29	28	57	183	197	380	124	163	287	53	70	123
14	171	8	7	15	3	8	11	46	43	89	40	31	71	15	15	30
15	514	18	40	58	13	24	37	131	110	241	93	91	184	36	41	77
16	520	27	16	43	12	21	33	137	115	252	102	95	197	42	61	103
17	540	25	27	52	16	23	39	137	124	261	84	104	188	32	46	78
18	447	30	12	42	21	25	46	112	111	223	74	90	164	37	32	69
19	371	29	9	38	20	17	37	105	87	192	49	68	117	31	27	58
20	273	9	5	14	7	20	27	68	71	139	54	51	105	17	36	53
21	398	21	17	38	11	12	23	90	104	194	52	76	128	42	33	75
22	342	7	21	28	8	17	25	52	97	149	44	77	121	24	46	70
23	463	15	27	42	21	16	37	109	117	226	69	111	180	33	38	71
10,538	557	552	1,109	362	526	888	2,533	2,635	5,168	1,708	2,140	3,848	777	941	1,718	
POLL BOOK TOTALS	Armand Velardo			Beth deBaptiste-Follis			Michael E. Servitto			Racheal Rancillo			Teri Lynn Dennings			
	AV	Elec Day	TOTAL	AV	Elec Day	TOTAL	AV	Elec Day	TOTAL	AV	Elec Day	TOTAL	AV	Elec Day	TOTAL	

STERLING HEIGHTS

01	244	10	7	17	6	16	22	60	67	127	42	50	92	21	23	44
02	368	14	18	32	14	22	36	93	102	195	51	71	122	35	48	83
03	420	21	13	34	23	15	38	127	91	218	91	69	160	52	29	81
04	478	34	30	64	17	15	32	138	140	278	98	87	185	33	47	80
05	449	31	20	51	20	29	49	145	100	245	94	63	157	44	27	71
06	255	15	8	23	7	13	20	67	62	129	49	38	87	30	26	56
07	367	15	13	28	16	27	43	101	79	180	63	49	112	58	36	94
08	303	15	17	32	7	18	25	81	75	156	47	50	97	23	24	47
09	183	16	5	21	5	8	13	55	46	101	32	34	66	19	14	33
10	428	39	24	63	15	18	33	150	97	247	77	58	135	47	24	71
11	256	10	12	22	11	14	25	67	65	132	55	35	90	25	24	49
12	472	32	26	58	22	24	46	151	99	250	121	64	185	51	34	85
13	227	14	7	21	6	10	16	59	46	105	40	22	62	16	23	39
14	207	14	7	21	8	8	16	44	53	97	32	37	69	21	19	40
15	286	11	9	20	8	19	27	69	57	126	44	36	80	21	37	58
16	229	9	15	24	10	9	19	63	66	129	36	44	80	23	23	46
17	293	16	17	33	3	15	18	87	68	155	46	52	98	36	28	64
18	410	30	18	48	17	15	32	124	96	220	81	64	145	33	33	66
19	354	19	12	31	19	22	41	112	85	197	60	66	126	42	39	81
20	371	18	21	39	11	16	27	105	100	205	79	67	146	33	28	61
21	205	11	12	23	12	15	27	39	55	94	28	40	68	25	23	48
22	310	14	14	28	11	12	23	73	72	145	54	44	98	32	24	56
23	285	17	11	28	3	10	13	87	86	173	55	52	107	28	21	49
24	217	17	19	36	10	11	21	44	55	99	19	40	59	23	29	52
25	489	25	23	48	24	24	48	157	115	272	101	74	175	60	42	102
26	403	19	22	41	14	16	30	127	102	229	81	60	141	36	30	66
27	357	15	24	39	19	13	32	92	92	184	59	75	134	32	29	61
28	356	14	11	25	14	15	29	104	102	206	79	64	143	23	33	56
29	338	21	14	35	17	16	33	86	99	185	54	61	115	33	28	61
30	180	9	12	21	7	9	16	42	44	86	24	31	55	16	11	27
31	167	9	3	12	5	8	13	42	53	95	16	40	56	23	18	41
32	69	3	4	7	3	13	16	13	15	28	8	9	17	10	13	23
33	344	24	18	42	12	9	21	104	70	174	67	54	121	44	35	79
34	396	23	23	46	18	19	37	80	124	204	47	76	123	24	40	64
35	153	5	6	11	6	7	13	27	34	61	14	31	45	17	20	37
36	443	20	2	22	30	17	47	152	68	220	88	51	139	72	29	101
37	338	15	13	28	10	14	24	97	96	193	53	60	113	42	35	77
38	450	32	12	44	24	17	41	154	87	241	112	63	175	54	26	80
39	294	12	15	27	9	19	28	64	105	169	33	52	85	22	32	54
40	132	10	11	21	4	6	10	32	30	62	18	25	43	10	9	19
41	243	14	17	31	7	12	19	50	62	112	42	35	77	22	25	47
42	341	28	16	44	12	23	35	91	83	174	63	52	115	35	26	61
43	647	44	20	64	37	18	55	219	99	318	164	81	245	74	31	105
44	386	28	14	42	14	11	25	146	55	201	80	46	126	36	22	58
45	365	30	17	47	28	29	57	98	57	155	76	42	118	32	25	57

14,508 842 652 1,494 595 696 1,291 4,118 3,454 7,572 2,673 2,314 4,987 1,488 1,242 2,730

POLL BOOK TOTALS	Armand Velardo			Beth deBaptiste-Follis			Michael E. Servitto			Racheal Rancilio			Teri Lynn Dennings		
	AV	Elec Day	TOTAL	AV	Elec Day	TOTAL	AV	Elec Day	TOTAL	AV	Elec Day	TOTAL	AV	Elec Day	TOTAL

UTICA

01	112	N/A	11	11	N/A	14	14	N/A	57	57	N/A	23	23	N/A	30	30
02	336	N/A	28	28	N/A	33	33	N/A	131	131	N/A	82	82	N/A	56	56
03	217	N/A	18	18	N/A	28	28	N/A	86	86	N/A	77	77	N/A	43	43
	665	N/A	57	57	N/A	75	75	N/A	274	274	N/A	182	182	N/A	129	129

	POLL BOOK TOTALS	Armand Velardo			Beth deBaptiste-Follis			Michael E. Servitto			Racheal Rancilio			Teri Lynn Dennings		
		AV	Elec Day	TOTAL	AV	Elec Day	TOTAL	AV	Elec Day	TOTAL	AV	Elec Day	TOTAL	AV	Elec Day	TOTAL
VILLAGE OF GROSSE POINTE SHORES, A MICHIGAN CITY																
03	19	N/A	2	2	N/A	1	1	N/A	5	5	N/A	7	7	N/A	2	2
	19	N/A	2	2	N/A	1	1	N/A	5	5	N/A	7	7	N/A	2	2
WARREN																
01	145	9	3	12	11	8	19	28	38	66	19	25	44	19	25	44
02	124	9	7	16	2	3	5	34	30	64	15	20	35	16	16	32
03	281	10	14	24	11	30	41	39	65	104	36	64	100	27	57	84
04	260	5	8	13	3	18	21	40	92	132	20	75	95	21	44	65
05	183	10	8	18	12	10	22	37	41	78	19	33	52	23	28	51
06	279	13	13	26	10	17	27	74	74	148	30	48	78	30	35	65
07	136	10	6	16	2	13	15	27	40	67	14	32	46	8	12	20
08	121	3	7	10	6	15	21	22	27	49	15	21	36	18	10	28
09	152	2	4	6	2	9	11	23	42	65	12	28	40	18	32	50
10	118	4	6	10	2	9	11	22	30	52	12	19	31	13	20	33
11	2	0	0	0	1	1	2	0	0	0	1	1	2	0	0	0
12	94	7	4	11	2	6	8	22	24	46	7	16	23	10	17	27
13	84	1	2	3	7	3	10	19	29	48	7	15	22	12	10	22
14	329	14	14	28	20	22	42	80	92	172	35	52	87	44	57	101
15	160	4	10	14	4	14	18	29	50	79	22	48	70	20	26	46
16	108	4	3	7	4	6	10	31	22	53	9	24	33	10	14	24
17	203	10	6	16	7	4	11	70	44	114	25	36	61	30	17	47
18	52	2	1	3	1	6	7	11	15	26	5	9	14	3	7	10
19	262	18	8	26	8	13	21	46	75	121	23	58	81	24	35	59
20	372	18	15	33	30	21	51	77	94	171	50	71	121	45	40	85
22	408	23	21	44	12	24	36	104	111	215	58	75	133	22	48	70
23	393	14	15	29	11	17	28	106	88	194	65	57	122	42	45	87
24	132	7	8	15	5	11	16	36	29	65	20	18	38	13	18	31
25	205	8	7	15	6	19	25	42	66	108	21	51	72	11	29	40
26	127	3	7	10	2	13	15	18	36	54	7	26	33	15	23	38
27	450	50	23	73	19	13	32	159	112	271	64	70	134	61	19	80
28	501	43	24	67	25	24	49	147	114	261	73	62	135	66	42	108
30	176	10	7	17	6	7	13	42	46	88	24	34	58	21	17	38
31	503	32	25	57	20	26	46	172	98	270	90	90	180	83	47	130
32	441	25	22	47	17	24	41	98	113	211	55	86	141	36	52	88
33	498	31	27	58	15	27	42	168	140	308	63	91	154	62	50	112
34	186	5	10	15	6	13	19	41	54	95	20	48	68	16	36	52
35	424	20	20	40	24	25	49	112	84	196	57	50	107	58	33	91
36	227	5	11	16	9	17	26	57	64	121	31	50	81	23	13	36
37	441	33	15	48	27	21	48	125	93	218	70	67	137	60	46	106
38	466	30	21	51	10	24	34	106	119	225	61	90	151	46	56	102
41	510	39	25	64	17	22	39	151	141	292	78	91	169	54	62	116
43	382	27	17	44	16	16	32	93	112	205	48	77	125	28	24	52
44	336	26	25	51	21	14	35	114	84	198	48	52	100	47	28	75
45	315	11	14	25	8	28	36	97	70	167	65	49	114	27	37	64
46	265	16	8	24	11	14	25	77	63	140	44	31	75	38	27	65
47	546	25	16	41	17	24	41	170	121	291	101	87	188	53	30	83
48	188	9	9	18	8	11	19	44	45	89	29	33	62	16	20	36
49	505	29	19	48	14	25	39	180	118	298	89	78	167	70	53	123
50	398	18	18	36	9	11	20	126	102	228	61	81	142	44	26	70

51	596	39	26	65	17	19	36	209	149	358	99	84	183	72	40	112
52	359	24	19	43	9	11	20	101	110	211	64	59	123	32	19	51
53	289	17	15	32	10	12	22	79	89	168	43	54	97	22	23	45
54	475	20	14	34	9	19	28	141	133	274	76	74	150	51	38	89
55	367	18	14	32	12	35	47	70	108	178	42	76	118	24	47	71
56	188	10	5	15	10	7	17	60	54	114	18	27	45	20	17	37
57	352	14	22	36	6	23	29	70	108	178	29	67	96	14	45	59
58	582	21	35	56	19	28	47	167	165	332	96	110	206	70	38	108

15,696	855	703	1,558	572	852	1,424	4,213	4,063	8,276	2,185	2,790	4,975	1,708	1,650	3,358
---------------	------------	------------	--------------	------------	------------	--------------	--------------	--------------	--------------	--------------	--------------	--------------	--------------	--------------	--------------

POLL
BOOK
TOTALS

Armand Velardo
AV Elec Day TOTAL

Beth deBaptiste-Follis
AV Elec Day TOTAL

Michael E. Servitto
AV Elec Day TOTAL

Racheal Rancilio
AV Elec Day TOTAL

Teri Lynn Dennings
AV Elec Day TOTAL

WASHINGTON TOWNSHIP

01	372	10	23	33	5	17	22	43	82	125	29	65	94	20	30	50
02	735	40	29	69	28	22	50	188	128	316	105	94	199	78	40	118
03	701	32	32	64	19	29	48	138	155	293	84	104	188	71	62	133
04	366	13	11	24	14	17	31	69	77	146	52	67	119	29	36	65
05	673	33	34	67	19	30	49	174	151	325	122	98	220	42	42	84
06	958	76	40	116	35	29	64	274	181	455	188	131	319	94	43	137
07	552	25	24	49	24	30	54	90	122	212	83	109	192	43	39	82
08	526	34	14	48	20	20	40	124	103	227	88	74	162	55	44	99
09	343	7	10	17	6	17	23	50	80	130	38	58	96	20	27	47
10	352	9	14	23	5	23	28	61	91	152	47	67	114	31	23	54

5,578	279	231	510	175	234	409	1,211	1,170	2,381	836	867	1,703	483	386	869
--------------	------------	------------	------------	------------	------------	------------	--------------	--------------	--------------	------------	------------	--------------	------------	------------	------------

TOTALS

117,297	6,814	5,314	12,128	4,948	5,607	10,555	31,030	25,430	56,460	20,352	19,251	39,603	12,071	9,650	21,721
----------------	--------------	--------------	---------------	--------------	--------------	---------------	---------------	---------------	---------------	---------------	---------------	---------------	---------------	--------------	---------------

□ Yellow in the TOTALS column means precinct hasn't reported
N/A indicates AV (Absentee) results are included in Elec Day results

Statement of Votes Cast
Manistee County Michigan
Official Election Results
August 2, 2016 Primary Election

Date:08/04/16
Time:16:33:59
Page:1 of 386

	TURN OUT		
	Reg. Voters	Cards Cast	% Turnout
Jurisdiction Wide			
City of Manistee, Precinct 1			
Polling	2287	384	16.79%
AVCB (if used)	2287	416	18.19%
Total	2287	800	34.98%
City of Manistee, Precinct 2			
Polling	2537	347	13.68%
AVCB (if used)	2537	270	10.64%
Total	2537	617	24.32%
Arcadia Township, Precinct 1			
Polling	569	217	38.14%
AVCB (if used)	569	0	0.00%
Total	569	217	38.14%
Bear Lake Township, Precinct 1			
Polling	1423	446	31.34%
AVCB (if used)	1423	0	0.00%
Total	1423	446	31.34%
Brown Township, Precinct 1			
Polling	581	179	30.81%
AVCB (if used)	581	0	0.00%
Total	581	179	30.81%
Clecon Township, Precinct 1			
Polling	771	103	13.36%
AVCB (if used)	771	0	0.00%
Total	771	103	13.36%
Dickson Township, Precinct 1			
Polling	758	196	25.86%
AVCB (if used)	758	0	0.00%
Total	758	196	25.86%
Charter Township of Filer, Precinct 1			
Polling	1960	740	37.76%
AVCB (if used)	1960	0	0.00%
Total	1960	740	37.76%
Manistee Township, Precinct 1			
Polling	2582	509	19.71%
AVCB (if used)	2582	328	12.70%
Total	2582	837	32.42%
Maple Grove Township, Precinct 1			
Polling	972	232	23.87%
AVCB (if used)	972	0	0.00%
Total	972	232	23.87%
Marilla Township, Precinct 1			
Polling	310	77	24.84%
AVCB (if used)	310	0	0.00%
Total	310	77	24.84%
Norman Township, Precinct 1			
Polling	1387	395	28.48%
AVCB (if used)	1387	0	0.00%
Total	1387	395	28.48%
Onckama Township, Precinct 1			
Polling	1257	510	40.57%
AVCB (if used)	1257	0	0.00%
Total	1257	510	40.57%
Pleasanton Township, Precinct 1			
Polling	684	195	28.51%
AVCB (if used)	684	0	0.00%
Total	684	195	28.51%
Springdale Township, Precinct 1			
Polling	662	114	17.22%
AVCB (if used)	662	0	0.00%
Total	662	114	17.22%

Statement of Votes Cast
Manistee County Michigan
Official Election Results
August 2, 2016 Primary Election

Date:08/04/16
Time:16:33:59
Page:2 of 386

	TURN OUT		
	Reg. Voters	Cards Cast	% Turnout
Stronach Township, Precinct 1			
Polling	715	198	27.69%
AVCB (if used)	715	0	0.00%
Total	715	198	27.69%
Total			
Polling	19455	4842	24.89%
AVCB (if used)	19455	1014	5.21%
Total	19455	5856	30.10%

Statement of Votes Cast
Manistee County Michigan
Official Election Results
August 2, 2016 Primary Election

Date:08/04/16
Time:16:33:59
Page:3 of 386

	REP D1 Rep in Congress						
	Reg. Voters	Times Counted	Total Votes	Jason Allen (REP)		Jack Borgman (REP)	
Jurisdiction Wide							
City of Manistee, Precinct 1							
Polling	2287	384	223	91	40.81%	95	42.60%
AVCB (if used)	2287	416	220	55	25.00%	121	55.00%
Total	2287	800	443	146	32.96%	216	48.76%
City of Manistee, Precinct 2							
Polling	2537	347	222	79	35.59%	97	43.69%
AVCB (if used)	2537	270	132	30	22.73%	75	56.82%
Total	2537	617	354	109	30.79%	172	48.59%
Arcadia Township, Precinct 1							
Polling	569	217	113	35	30.97%	53	46.90%
AVCB (if used)	569	0	0	0	-	0	-
Total	569	217	113	35	30.97%	53	46.90%
Bear Lake Township, Precinct 1							
Polling	1423	446	314	75	23.89%	160	50.96%
AVCB (if used)	1423	0	0	0	-	0	-
Total	1423	446	314	75	23.89%	160	50.96%
Brown Township, Precinct 1							
Polling	581	179	113	33	29.20%	57	50.44%
AVCB (if used)	581	0	0	0	-	0	-
Total	581	179	113	33	29.20%	57	50.44%
Cleon Township, Precinct 1							
Polling	771	103	59	15	25.42%	30	50.85%
AVCB (if used)	771	0	0	0	-	0	-
Total	771	103	59	15	25.42%	30	50.85%
Dickson Township, Precinct 1							
Polling	758	196	112	29	25.89%	63	56.25%
AVCB (if used)	758	0	0	0	-	0	-
Total	758	196	112	29	25.89%	63	56.25%
Charter Township of Filer, Precinct 1							
Polling	1960	740	327	96	29.36%	164	50.15%
AVCB (if used)	1960	0	0	0	-	0	-
Total	1960	740	327	96	29.36%	164	50.15%
Manistee Township, Precinct 1							
Polling	2582	509	332	102	30.72%	148	44.58%
AVCB (if used)	2582	328	162	43	26.54%	83	51.23%
Total	2582	837	494	145	29.35%	231	46.76%
Maple Grove Township, Precinct 1							
Polling	972	232	126	39	30.95%	60	47.62%
AVCB (if used)	972	0	0	0	-	0	-
Total	972	232	126	39	30.95%	60	47.62%
Marilla Township, Precinct 1							
Polling	310	77	44	8	18.18%	30	68.18%
AVCB (if used)	310	0	0	0	-	0	-
Total	310	77	44	8	18.18%	30	68.18%
Norman Township, Precinct 1							
Polling	1387	395	168	56	33.33%	68	40.48%
AVCB (if used)	1387	0	0	0	-	0	-
Total	1387	395	168	56	33.33%	68	40.48%
Onckama Township, Precinct 1							
Polling	1257	510	304	86	28.29%	144	47.37%
AVCB (if used)	1257	0	0	0	-	0	-
Total	1257	510	304	86	28.29%	144	47.37%
Pleasanton Township, Precinct 1							
Polling	684	195	132	34	25.76%	68	51.52%
AVCB (if used)	684	0	0	0	-	0	-
Total	684	195	132	34	25.76%	68	51.52%
Springdale Township, Precinct 1							
Polling	662	114	69	10	14.49%	43	62.32%
AVCB (if used)	662	0	0	0	-	0	-
Total	662	114	69	10	14.49%	43	62.32%

Statement of Votes Cast
Manistee County Michigan
Official Election Results
August 2, 2016 Primary Election

Date:08/04/16
Time:16:33:59
Page:4 of 386

	REP D1 Rep in Congress						
	Reg. Voters	Times Counted	Total Votes	Jason Allen (REP)		Jack Bergman (REP)	
Stronach Township, Precinct 1							
Polling	715	198	118	32	27.12%	70	59.32%
AVCB (if used)	715	0	0	0	-	0	-
Total	715	198	118	32	27.12%	70	59.32%
Total							
Polling	19455	4842	2776	820	29.54%	1350	48.63%
AVCB (if used)	19455	1014	514	128	24.90%	279	54.28%
Total	19455	5856	3290	948	28.81%	1629	49.51%

Statement of Votes Cast
Manistee County Michigan
Official Election Results
August 2, 2016 Primary Election

Date:08/04/16
Time:16:33:59
Page:5 of 386

	REP D1 Rep in Congress			
	Tom Casperson (REP)		Write-In Votes	
Jurisdiction Wide				
City of Manistee, Precinct 1				
Polling	36	16.14%	1	0.45%
AVCB (if used)	44	20.00%	0	0.00%
Total	80	18.06%	1	0.23%
City of Manistee, Precinct 2				
Polling	43	19.37%	3	1.35%
AVCB (if used)	27	20.45%	0	0.00%
Total	70	19.77%	3	0.85%
Arcadia Township, Precinct 1				
Polling	25	22.12%	0	0.00%
AVCB (if used)	0	-	0	-
Total	25	22.12%	0	0.00%
Bear Lake Township, Precinct 1				
Polling	79	25.16%	0	0.00%
AVCB (if used)	0	-	0	-
Total	79	25.16%	0	0.00%
Brown Township, Precinct 1				
Polling	23	20.35%	0	0.00%
AVCB (if used)	0	-	0	-
Total	23	20.35%	0	0.00%
Cleon Township, Precinct 1				
Polling	13	22.03%	1	1.69%
AVCB (if used)	0	-	0	-
Total	13	22.03%	1	1.69%
Dickson Township, Precinct 1				
Polling	20	17.86%	0	0.00%
AVCB (if used)	0	-	0	-
Total	20	17.86%	0	0.00%
Charter Township of Filer, Precinct 1				
Polling	65	19.88%	2	0.61%
AVCB (if used)	0	-	0	-
Total	65	19.88%	2	0.61%
Manistee Township, Precinct 1				
Polling	81	24.40%	1	0.30%
AVCB (if used)	36	22.22%	0	0.00%
Total	117	23.68%	1	0.20%
Maple Grove Township, Precinct 1				
Polling	26	20.63%	1	0.79%
AVCB (if used)	0	-	0	-
Total	26	20.63%	1	0.79%
Marilla Township, Precinct 1				
Polling	6	13.64%	0	0.00%
AVCB (if used)	0	-	0	-
Total	6	13.64%	0	0.00%
Norman Township, Precinct 1				
Polling	43	25.60%	1	0.60%
AVCB (if used)	0	-	0	-
Total	43	25.60%	1	0.60%
Oneskama Township, Precinct 1				
Polling	73	24.01%	1	0.33%
AVCB (if used)	0	-	0	-
Total	73	24.01%	1	0.33%
Pleasanton Township, Precinct 1				
Polling	30	22.73%	0	0.00%
AVCB (if used)	0	-	0	-
Total	30	22.73%	0	0.00%
Springdale Township, Precinct 1				
Polling	15	21.74%	1	1.45%
AVCB (if used)	0	-	0	-
Total	15	21.74%	1	1.45%

Statement of Votes Cast
Manistee County Michigan
Official Election Results
August 2, 2016 Primary Election

Date:08/04/16
Time:16:33:59
Page:6 of 386

	REP D1 Rep in Congress			
	Tom Casperson (REP)		Write-In Votes	
Stronach Township, Precinct 1				
Polling	16	13.56%	0	0.00%
AVCB (if used)	0	-	0	-
Total	16	13.56%	0	0.00%
Total				
Polling	594	21.40%	12	0.43%
AVCB (if used)	107	20.82%	0	0.00%
Total	701	21.31%	12	0.36%

Statement of Votes Cast
Manistee County Michigan
Official Election Results
August 2, 2016 Primary Election

Date:08/04/16
Time:16:34:02
Page:183 of 386

	DEM D1 Rep in Congress					
	Reg. Voters	Times Counted	Total Votes	Jerry Cannon (DEM)	Lon Johnson (DEM)	Write-In Votes
Jurisdiction Wide						
City of Manistec, Precinct 1						
Polling	2287	384	106	33 31.13%	72 67.92%	1 0.94%
AVCB (if used)	2287	416	98	35 35.71%	63 64.29%	0 0.00%
Total	2287	800	204	68 33.33%	135 66.18%	1 0.49%
City of Manistec, Precinct 2						
Polling	2537	347	82	24 29.27%	57 69.51%	1 1.22%
AVCB (if used)	2537	270	78	32 41.03%	46 58.97%	0 0.00%
Total	2537	617	160	56 35.00%	103 64.38%	1 0.63%
Arcadia Township, Precinct 1						
Polling	569	217	85	23 27.06%	62 72.94%	0 0.00%
AVCB (if used)	569	0	0	0 -	0 -	0 -
Total	569	217	85	23 27.06%	62 72.94%	0 0.00%
Bear Lake Township, Precinct 1						
Polling	1423	446	88	27 30.68%	61 69.32%	0 0.00%
AVCB (if used)	1423	0	0	0 -	0 -	0 -
Total	1423	446	88	27 30.68%	61 69.32%	0 0.00%
Brown Township, Precinct 1						
Polling	581	179	43	14 32.56%	29 67.44%	0 0.00%
AVCB (if used)	581	0	0	0 -	0 -	0 -
Total	581	179	43	14 32.56%	29 67.44%	0 0.00%
Cleon Township, Precinct 1						
Polling	771	103	32	10 31.25%	22 68.75%	0 0.00%
AVCB (if used)	771	0	0	0 -	0 -	0 -
Total	771	103	32	10 31.25%	22 68.75%	0 0.00%
Dickson Township, Precinct 1						
Polling	758	196	58	27 46.55%	30 51.72%	1 1.72%
AVCB (if used)	758	0	0	0 -	0 -	0 -
Total	758	196	58	27 46.55%	30 51.72%	1 1.72%
Charter Township of Filer, Precinct 1						
Polling	1960	740	285	88 30.88%	194 68.07%	3 1.05%
AVCB (if used)	1960	0	0	0 -	0 -	0 -
Total	1960	740	285	88 30.88%	194 68.07%	3 1.05%
Manistee Township, Precinct 1						
Polling	2582	509	129	53 41.09%	75 58.14%	1 0.78%
AVCB (if used)	2582	328	98	39 39.80%	58 59.18%	1 1.02%
Total	2582	837	227	92 40.53%	133 58.59%	2 0.88%
Maple Grove Township, Precinct 1						
Polling	972	232	61	21 34.43%	39 63.93%	1 1.64%
AVCB (if used)	972	0	0	0 -	0 -	0 -
Total	972	232	61	21 34.43%	39 63.93%	1 1.64%
Marilla Township, Precinct 1						
Polling	310	77	24	7 29.17%	16 66.67%	1 4.17%
AVCB (if used)	310	0	0	0 -	0 -	0 -
Total	310	77	24	7 29.17%	16 66.67%	1 4.17%
Norman Township, Precinct 1						
Polling	1387	395	130	47 36.15%	83 63.85%	0 0.00%
AVCB (if used)	1387	0	0	0 -	0 -	0 -
Total	1387	395	130	47 36.15%	83 63.85%	0 0.00%
Oneskama Township, Precinct 1						
Polling	1257	510	123	34 27.64%	89 72.36%	0 0.00%
AVCB (if used)	1257	0	0	0 -	0 -	0 -
Total	1257	510	123	34 27.64%	89 72.36%	0 0.00%
Pleasanton Township, Precinct 1						
Polling	684	195	41	12 29.27%	29 70.73%	0 0.00%
AVCB (if used)	684	0	0	0 -	0 -	0 -
Total	684	195	41	12 29.27%	29 70.73%	0 0.00%
Springdale Township, Precinct 1						
Polling	662	114	35	8 22.86%	27 77.14%	0 0.00%
AVCB (if used)	662	0	0	0 -	0 -	0 -
Total	662	114	35	8 22.86%	27 77.14%	0 0.00%

Statement of Votes Cast
Manistee County Michigan
Official Election Results
August 2, 2016 Primary Election

Date:08/04/16
Time:16:34:02
Page:184 of 386

DEM D1 Rep in Congress

	Reg. Voters	Times Counted	Total Votes	Jerry Cannon (DEM)		Lon Johnson (DEM)		Write-In Votes	
Stronach Township, Precinct I									
Polling	715	198	61	20	32.79%	41	67.21%	0	0.00%
AVCB (if used)	715	0	0	0	-	0	-	0	-
Total	715	198	61	20	32.79%	41	67.21%	0	0.00%
Total									
Polling	19455	4842	1383	448	32.39%	926	66.96%	9	0.65%
AVCB (if used)	19455	1014	274	106	38.69%	167	60.95%	1	0.36%
Total	19455	5856	1657	554	33.43%	1093	65.96%	10	0.60%

Statement of Votes Cast
Manistee County Michigan
Official Election Results
August 2, 2016 Primary Election

Date:08/04/16
Time:16:33:59
Page:7 of 386

	REP D101 Representative					
	Reg. Voters	Times Counted	Total Votes	Cary Urka (REP)	Curt VanderWall (REP)	
Jurisdiction Wide						
City of Manistee, Precinct 1						
Polling	2287	384	219	49 22.37%	138 63.01%	
AVCB (if used)	2287	416	207	45 21.74%	108 52.17%	
Total	2287	800	426	94 22.07%	246 57.75%	
City of Manistec, Precinct 2						
Polling	2537	347	211	38 18.01%	134 63.51%	
AVCB (if used)	2537	270	126	26 20.63%	86 68.25%	
Total	2537	617	337	64 18.99%	220 65.28%	
Arcadia Township, Precinct 1						
Polling	569	217	102	18 17.65%	63 61.76%	
AVCB (if used)	569	0	0	0 -	0 -	
Total	569	217	102	18 17.65%	63 61.76%	
Bear Lake Township, Precinct 1						
Polling	1423	446	281	87 30.96%	153 54.45%	
AVCB (if used)	1423	0	0	0 -	0 -	
Total	1423	446	281	87 30.96%	153 54.45%	
Brown Township, Precinct 1						
Polling	581	179	104	34 32.69%	50 48.08%	
AVCB (if used)	581	0	0	0 -	0 -	
Total	581	179	104	34 32.69%	50 48.08%	
Cleon Township, Precinct 1						
Polling	771	103	48	11 22.92%	18 37.50%	
AVCB (if used)	771	0	0	0 -	0 -	
Total	771	103	48	11 22.92%	18 37.50%	
Dickson Township, Precinct 1						
Polling	758	196	112	57 50.89%	41 36.61%	
AVCB (if used)	758	0	0	0 -	0 -	
Total	758	196	112	57 50.89%	41 36.61%	
Charter Township of Filer, Precinct 1						
Polling	1960	740	312	68 21.79%	193 61.86%	
AVCB (if used)	1960	0	0	0 -	0 -	
Total	1960	740	312	68 21.79%	193 61.86%	
Manistee Township, Precinct 1						
Polling	2582	509	307	80 26.06%	162 52.77%	
AVCB (if used)	2582	328	154	58 37.66%	65 42.21%	
Total	2582	837	461	138 29.93%	227 49.24%	
Maple Grove Township, Precinct 1						
Polling	972	232	129	70 54.26%	38 29.46%	
AVCB (if used)	972	0	0	0 -	0 -	
Total	972	232	129	70 54.26%	38 29.46%	
Marilla Township, Precinct 1						
Polling	310	77	42	15 35.71%	20 47.62%	
AVCB (if used)	310	0	0	0 -	0 -	
Total	310	77	42	15 35.71%	20 47.62%	
Norman Township, Precinct 1						
Polling	1387	395	157	66 42.04%	58 36.94%	
AVCB (if used)	1387	0	0	0 -	0 -	
Total	1387	395	157	66 42.04%	58 36.94%	
Onkama Township, Precinct 1						
Polling	1257	510	292	57 19.52%	190 65.07%	
AVCB (if used)	1257	0	0	0 -	0 -	
Total	1257	510	292	57 19.52%	190 65.07%	
Pleasanton Township, Precinct 1						
Polling	684	195	124	32 25.81%	56 45.16%	
AVCB (if used)	684	0	0	0 -	0 -	
Total	684	195	124	32 25.81%	56 45.16%	
Springdale Township, Precinct 1						
Polling	662	114	68	17 25.00%	24 35.29%	
AVCB (if used)	662	0	0	0 -	0 -	
Total	662	114	68	17 25.00%	24 35.29%	

Statement of Votes Cast
Manistee County Michigan
Official Election Results
August 2, 2016 Primary Election

Date:08/04/16
Time:16:33:59
Page:8 of 386

	REP D101 Representative				
	Reg. Voters	Times Counted	Total Votes	Cary Urka (REP)	Curt VanderWall (REP)
Stronach Township, Precinct 1					
Polling	715	198	114	33 28.95%	61 53.51%
AVCB (if used)	715	0	0	0 -	0 -
Total	715	198	114	33 28.95%	61 53.51%
Total					
Polling	19455	4842	2622	732 27.92%	1399 53.36%
AVCB (if used)	19455	1014	487	129 26.49%	259 53.18%
Total	19455	5856	3109	861 27.69%	1658 53.33%

Statement of Votes Cast
Manistee County Michigan
Official Election Results
August 2, 2016 Primary Election

Date:08/04/16
Time:16:33:59
Page:9 of 386

	REP D101 Representative			
	Mark Walter (REP)		Write-In Votes	
Jurisdiction Wide				
City of Manistee, Precinct 1				
Polling	31	14.16%	1	0.46%
AVCB (if used)	53	25.60%	1	0.48%
Total	84	19.72%	2	0.47%
City of Manistee, Precinct 2				
Polling	35	16.59%	4	1.90%
AVCB (if used)	14	11.11%	0	0.00%
Total	49	14.54%	4	1.19%
Arcadia Township, Precinct 1				
Polling	21	20.59%	0	0.00%
AVCB (if used)	0	-	0	-
Total	21	20.59%	0	0.00%
Bear Lake Township, Precinct 1				
Polling	41	14.59%	0	0.00%
AVCB (if used)	0	-	0	-
Total	41	14.59%	0	0.00%
Brown Township, Precinct 1				
Polling	20	19.23%	0	0.00%
AVCB (if used)	0	-	0	-
Total	20	19.23%	0	0.00%
Cleon Township, Precinct 1				
Polling	18	37.50%	1	2.08%
AVCB (if used)	0	-	0	-
Total	18	37.50%	1	2.08%
Dickson Township, Precinct 1				
Polling	14	12.50%	0	0.00%
AVCB (if used)	0	-	0	-
Total	14	12.50%	0	0.00%
Charter Township of Filer, Precinct 1				
Polling	50	16.03%	1	0.32%
AVCB (if used)	0	-	0	-
Total	50	16.03%	1	0.32%
Manistee Township, Precinct 1				
Polling	65	21.17%	0	0.00%
AVCB (if used)	31	20.13%	0	0.00%
Total	96	20.82%	0	0.00%
Maple Grove Township, Precinct 1				
Polling	20	15.50%	1	0.78%
AVCB (if used)	0	-	0	-
Total	20	15.50%	1	0.78%
Marilla Township, Precinct 1				
Polling	7	16.67%	0	0.00%
AVCB (if used)	0	-	0	-
Total	7	16.67%	0	0.00%
Norman Township, Precinct 1				
Polling	32	20.38%	1	0.64%
AVCB (if used)	0	-	0	-
Total	32	20.38%	1	0.64%
Onckama Township, Precinct 1				
Polling	45	15.41%	0	0.00%
AVCB (if used)	0	-	0	-
Total	45	15.41%	0	0.00%
Pleasanton Township, Precinct 1				
Polling	36	29.03%	0	0.00%
AVCB (if used)	0	-	0	-
Total	36	29.03%	0	0.00%
Springdale Township, Precinct 1				
Polling	26	38.24%	1	1.47%
AVCB (if used)	0	-	0	-
Total	26	38.24%	1	1.47%

Statement of Votes Cast
Manistee County Michigan
Official Election Results
August 2, 2016 Primary Election

Date:08/04/16
Time:16:33:59
Page:10 of 386

	REP.D101 Representative			
	Mark Walter (REP)		Write-In Votes	
Stronach Township, Precinct 1				
Polling	20	17.54%	0	0.00%
AVCB (if used)	0	-	0	-
Total	20	17.54%	0	0.00%
Total				
Polling	481	18.34%	10	0.38%
AVCB (if used)	98	20.12%	1	0.21%
Total	579	18.62%	11	0.35%

Statement of Votes Cast
Manistee County Michigan
Official Election Results
August 2, 2016 Primary Election

Date: 08/04/16
Time: 16:34:02
Page: 185 of 386

	DEM D101 Representative				
	Reg. Voters	Times Counted	Total Votes	Dan Scripps (DEM)	Write-In Votes
Jurisdiction Wide					
City of Manistee, Precinct 1					
Polling	2287	384	101	100 99.01%	1 0.99%
AVCB (if used)	2287	416	99	99 100.00%	0 0.00%
Total	2287	800	200	199 99.50%	1 0.50%
City of Manistee, Precinct 2					
Polling	2537	347	85	83 97.65%	2 2.35%
AVCB (if used)	2537	270	80	80 100.00%	0 0.00%
Total	2537	617	165	163 98.79%	2 1.21%
Arcadia Township, Precinct 1					
Polling	569	217	84	84 100.00%	0 0.00%
AVCB (if used)	569	0	0	0 -	0 -
Total	569	217	84	84 100.00%	0 0.00%
Bear Lake Township, Precinct 1					
Polling	1423	446	88	86 97.73%	2 2.27%
AVCB (if used)	1423	0	0	0 -	0 -
Total	1423	446	88	86 97.73%	2 2.27%
Brown Township, Precinct 1					
Polling	581	179	47	47 100.00%	0 0.00%
AVCB (if used)	581	0	0	0 -	0 -
Total	581	179	47	47 100.00%	0 0.00%
Cleon Township, Precinct 1					
Polling	771	103	35	35 100.00%	0 0.00%
AVCB (if used)	771	0	0	0 -	0 -
Total	771	103	35	35 100.00%	0 0.00%
Dickson Township, Precinct 1					
Polling	758	196	56	55 98.21%	1 1.79%
AVCB (if used)	758	0	0	0 -	0 -
Total	758	196	56	55 98.21%	1 1.79%
Charter Township of Filer, Precinct 1					
Polling	1960	740	278	277 99.64%	1 0.36%
AVCB (if used)	1960	0	0	0 -	0 -
Total	1960	740	278	277 99.64%	1 0.36%
Manistee Township, Precinct 1					
Polling	2582	509	122	121 99.18%	1 0.82%
AVCB (if used)	2582	328	102	101 99.02%	1 0.98%
Total	2582	837	224	222 99.11%	2 0.89%
Maple Grove Township, Precinct 1					
Polling	972	232	66	64 96.97%	2 3.03%
AVCB (if used)	972	0	0	0 -	0 -
Total	972	232	66	64 96.97%	2 3.03%
Marilla Township, Precinct 1					
Polling	310	77	22	22 100.00%	0 0.00%
AVCB (if used)	310	0	0	0 -	0 -
Total	310	77	22	22 100.00%	0 0.00%
Norman Township, Precinct 1					
Polling	1387	395	123	123 100.00%	0 0.00%
AVCB (if used)	1387	0	0	0 -	0 -
Total	1387	395	123	123 100.00%	0 0.00%
Oneskama Township, Precinct 1					
Polling	1257	510	125	125 100.00%	0 0.00%
AVCB (if used)	1257	0	0	0 -	0 -
Total	1257	510	125	125 100.00%	0 0.00%
Pleasanton Township, Precinct 1					
Polling	684	195	43	43 100.00%	0 0.00%
AVCB (if used)	684	0	0	0 -	0 -
Total	684	195	43	43 100.00%	0 0.00%
Springdale Township, Precinct 1					
Polling	662	114	31	31 100.00%	0 0.00%
AVCB (if used)	662	0	0	0 -	0 -
Total	662	114	31	31 100.00%	0 0.00%

Statement of Votes Cast
Manistee County Michigan
Official Election Results
August 2, 2016 Primary Election

Date:08/04/16
Time:16:34:02
Page:186 of 386

	DEM D101 Representative					
	Reg. Voters	Times Counted	Total Votes	Dan Scripps (DEM)	Write-In Votes	
Stronach Township, Precinct I						
Polling	715	198	58	58 100.00%	0	0.00%
AVCB (if used)	715	0	0	0 -	0	-
Total	715	198	58	58 100.00%	0	0.00%
Total						
Polling	19455	4842	1364	1354 99.27%	10	0.73%
AVCB (if used)	19455	1014	281	280 99.64%	1	0.36%
Total	19455	5856	1645	1634 99.33%	11	0.67%

Statement of Votes Cast
Manistee County Michigan
Official Election Results
August 2, 2016 Primary Election

Date:08/04/16
Time:16:33:59
Page:11 of 386

	REP Prosecuting Attorney					
	Reg. Voters	Times Counted	Total Votes	Jason H. Haag (REP)	Write-In Votes	
Jurisdiction Wide						
City of Manistee, Precinct 1						
Polling	2287	384	210	209 99.52%	1	0.48%
AVCB (if used)	2287	416	170	170 100.00%	0	0.00%
Total	2287	800	380	379 99.74%	1	0.26%
City of Manistee, Precinct 2						
Polling	2537	347	178	172 96.63%	6	3.37%
AVCB (if used)	2537	270	114	114 100.00%	0	0.00%
Total	2537	617	292	286 97.95%	6	2.05%
Arcadia Township, Precinct 1						
Polling	569	217	92	91 98.91%	1	1.09%
AVCB (if used)	569	0	0	0 -	0	-
Total	569	217	92	91 98.91%	1	1.09%
Bear Lake Township, Precinct 1						
Polling	1423	446	280	278 99.29%	2	0.71%
AVCB (if used)	1423	0	0	0 -	0	-
Total	1423	446	280	278 99.29%	2	0.71%
Brown Township, Precinct 1						
Polling	581	179	92	92 100.00%	0	0.00%
AVCB (if used)	581	0	0	0 -	0	-
Total	581	179	92	92 100.00%	0	0.00%
Cleon Township, Precinct 1						
Polling	771	103	45	44 97.78%	1	2.22%
AVCB (if used)	771	0	0	0 -	0	-
Total	771	103	45	44 97.78%	1	2.22%
Dickson Township, Precinct 1						
Polling	758	196	94	94 100.00%	0	0.00%
AVCB (if used)	758	0	0	0 -	0	-
Total	758	196	94	94 100.00%	0	0.00%
Charter Township of Filer, Precinct 1						
Polling	1960	740	293	293 100.00%	0	0.00%
AVCB (if used)	1960	0	0	0 -	0	-
Total	1960	740	293	293 100.00%	0	0.00%
Manistee Township, Precinct 1						
Polling	2582	509	297	295 99.33%	2	0.67%
AVCB (if used)	2582	328	150	149 99.33%	1	0.67%
Total	2582	837	447	444 99.33%	3	0.67%
Maple Grove Township, Precinct 1						
Polling	972	232	111	108 97.30%	3	2.70%
AVCB (if used)	972	0	0	0 -	0	-
Total	972	232	111	108 97.30%	3	2.70%
Marilla Township, Precinct 1						
Polling	310	77	36	36 100.00%	0	0.00%
AVCB (if used)	310	0	0	0 -	0	-
Total	310	77	36	36 100.00%	0	0.00%
Norman Township, Precinct 1						
Polling	1387	395	141	140 99.29%	1	0.71%
AVCB (if used)	1387	0	0	0 -	0	-
Total	1387	395	141	140 99.29%	1	0.71%
Oneskama Township, Precinct 1						
Polling	1257	510	262	261 99.62%	1	0.38%
AVCB (if used)	1257	0	0	0 -	0	-
Total	1257	510	262	261 99.62%	1	0.38%
Pleasanton Township, Precinct 1						
Polling	684	195	116	116 100.00%	0	0.00%
AVCB (if used)	684	0	0	0 -	0	-
Total	684	195	116	116 100.00%	0	0.00%
Springdale Township, Precinct 1						
Polling	662	114	59	59 100.00%	0	0.00%
AVCB (if used)	662	0	0	0 -	0	-
Total	662	114	59	59 100.00%	0	0.00%

Statement of Votes Cast
Manistee County Michigan
Official Election Results
August 2, 2016 Primary Election

Date:08/04/16
Time:16:33:59
Page:12 of 386

	REP Prosecuting Attorney					
	Reg. Voters	Times Counted	Total Votes	Jason H. Haag (REP)	Write-In Votes	
Stronach Township, Precinct 1						
Polling	715	198	93	93 100.00%	0	0.00%
AVCB (if used)	715	0	0	0 -	0	-
Total	715	198	93	93 100.00%	0	0.00%
Total						
Polling	19455	4842	2399	2381 99.25%	18	0.75%
AVCB (if used)	19455	1014	434	433 99.77%	1	0.23%
Total	19455	5856	2833	2814 99.33%	19	0.67%

Statement of Votes Cast
Manistee County Michigan
Official Election Results
August 2, 2016 Primary Election

Date: 08/04/16
Time: 16:33:59
Page: 13 of 386

	REP County Sheriff						
	Reg. Voters	Times Counted	Total Votes	David M. Bachman (REP)	John O Hagan (REP)	Write-In Votes	
Jurisdiction Wide							
City of Manistec, Precinct 1							
Polling	2287	384	263	80 30.42%	182 69.20%	1	0.38%
AVCB (if used)	2287	416	249	79 31.73%	170 68.27%	0	0.00%
Total	2287	800	512	159 31.05%	352 68.75%	1	0.20%
City of Manistee, Precinct 2							
Polling	2537	347	249	65 26.10%	183 73.49%	1	0.40%
AVCB (if used)	2537	270	150	28 18.67%	122 81.33%	0	0.00%
Total	2537	617	399	93 23.31%	305 76.44%	1	0.25%
Arcadia Township, Precinct 1							
Polling	569	217	111	34 30.63%	76 68.47%	1	0.90%
AVCB (if used)	569	0	0	0 -	0 -	0	-
Total	569	217	111	34 30.63%	76 68.47%	1	0.90%
Bear Lake Township, Precinct 1							
Polling	1423	446	326	84 25.77%	241 73.93%	1	0.31%
AVCB (if used)	1423	0	0	0 -	0 -	0	-
Total	1423	446	326	84 25.77%	241 73.93%	1	0.31%
Brown Township, Precinct 1							
Polling	581	179	123	26 21.14%	97 78.86%	0	0.00%
AVCB (if used)	581	0	0	0 -	0 -	0	-
Total	581	179	123	26 21.14%	97 78.86%	0	0.00%
Cleon Township, Precinct 1							
Polling	771	103	53	20 37.74%	32 60.38%	1	1.89%
AVCB (if used)	771	0	0	0 -	0 -	0	-
Total	771	103	53	20 37.74%	32 60.38%	1	1.89%
Dickson Township, Precinct 1							
Polling	758	196	117	20 17.09%	97 82.91%	0	0.00%
AVCB (if used)	758	0	0	0 -	0 -	0	-
Total	758	196	117	20 17.09%	97 82.91%	0	0.00%
Charter Township of Filer, Precinct 1							
Polling	1960	740	363	58 15.98%	305 84.02%	0	0.00%
AVCB (if used)	1960	0	0	0 -	0 -	0	-
Total	1960	740	363	58 15.98%	305 84.02%	0	0.00%
Manistec Township, Precinct 1							
Polling	2582	509	362	58 16.02%	303 83.70%	1	0.28%
AVCB (if used)	2582	328	182	19 10.44%	163 89.56%	0	0.00%
Total	2582	837	544	77 14.15%	466 85.66%	1	0.18%
Maple Grove Township, Precinct 1							
Polling	972	232	139	45 32.37%	94 67.63%	0	0.00%
AVCB (if used)	972	0	0	0 -	0 -	0	-
Total	972	232	139	45 32.37%	94 67.63%	0	0.00%
Marilla Township, Precinct 1							
Polling	310	77	42	14 33.33%	28 66.67%	0	0.00%
AVCB (if used)	310	0	0	0 -	0 -	0	-
Total	310	77	42	14 33.33%	28 66.67%	0	0.00%
Norman Township, Precinct 1							
Polling	1387	395	172	47 27.33%	125 72.67%	0	0.00%
AVCB (if used)	1387	0	0	0 -	0 -	0	-
Total	1387	395	172	47 27.33%	125 72.67%	0	0.00%
Onckama Township, Precinct 1							
Polling	1257	510	322	92 28.57%	229 71.12%	1	0.31%
AVCB (if used)	1257	0	0	0 -	0 -	0	-
Total	1257	510	322	92 28.57%	229 71.12%	1	0.31%
Pleasanton Township, Precinct 1							
Polling	684	195	139	44 31.65%	95 68.35%	0	0.00%
AVCB (if used)	684	0	0	0 -	0 -	0	-
Total	684	195	139	44 31.65%	95 68.35%	0	0.00%
Springdale Township, Precinct 1							
Polling	662	114	69	27 39.13%	41 59.42%	1	1.45%
AVCB (if used)	662	0	0	0 -	0 -	0	-
Total	662	114	69	27 39.13%	41 59.42%	1	1.45%

Statement of Votes Cast
Manistee County Michigan
Official Election Results
August 2, 2016 Primary Election

Date:08/04/16
Time:16:33:59
Page:14 of 386

REP County Sheriff

	Reg. Voters	Times Counted	Total Votes	David M. Bachman (REP)	John O Hagan (REP)	Write-In Votes
Stronach Township, Precinct 1						
Polling	715	198	125	18 14.40%	107 85.60%	0 0.00%
AVCB (if used)	715	0	0	0 -	0 -	0 -
Total	715	198	125	18 14.40%	107 85.60%	0 0.00%
Total						
Polling	19455	4842	2975	732 24.61%	2235 75.13%	8 0.27%
AVCB (if used)	19455	1014	581	126 21.69%	455 78.31%	0 0.00%
Total	19455	5856	3556	858 24.13%	2690 75.65%	8 0.22%

Statement of Votes Cast
Manistee County Michigan
Official Election Results
August 2, 2016 Primary Election

Date:08/04/16
Time:16:33:59
Page:15 of 386

	REP County Clerk				
	Reg. Voters	Times Counted	Total Votes	Jill M. Nowak (REP)	Write-In Votes
Jurisdiction Wide					
City of Manistee, Precinct 1					
Polling	2287	384	213	212 99.53%	1 0.47%
AVCB (if used)	2287	416	189	189 100.00%	0 0.00%
Total	2287	800	402	401 99.75%	1 0.25%
City of Manistee, Precinct 2					
Polling	2537	347	196	191 97.45%	5 2.55%
AVCB (if used)	2537	270	123	123 100.00%	0 0.00%
Total	2537	617	319	314 98.43%	5 1.57%
Arcadia Township, Precinct 1					
Polling	569	217	97	96 98.97%	1 1.03%
AVCB (if used)	569	0	0	0 -	0 -
Total	569	217	97	96 98.97%	1 1.03%
Bear Lake Township, Precinct 1					
Polling	1423	446	279	278 99.64%	1 0.36%
AVCB (if used)	1423	0	0	0 -	0 -
Total	1423	446	279	278 99.64%	1 0.36%
Brown Township, Precinct 1					
Polling	581	179	99	99 100.00%	0 0.00%
AVCB (if used)	581	0	0	0 -	0 -
Total	581	179	99	99 100.00%	0 0.00%
Cleon Township, Precinct 1					
Polling	771	103	51	49 96.08%	2 3.92%
AVCB (if used)	771	0	0	0 -	0 -
Total	771	103	51	49 96.08%	2 3.92%
Dickson Township, Precinct 1					
Polling	758	196	96	96 100.00%	0 0.00%
AVCB (if used)	758	0	0	0 -	0 -
Total	758	196	96	96 100.00%	0 0.00%
Charter Township of Filer, Precinct 1					
Polling	1960	740	308	307 99.68%	1 0.32%
AVCB (if used)	1960	0	0	0 -	0 -
Total	1960	740	308	307 99.68%	1 0.32%
Manistee Township, Precinct 1					
Polling	2582	509	307	306 99.67%	1 0.33%
AVCB (if used)	2582	328	160	159 99.38%	1 0.63%
Total	2582	837	467	465 99.57%	2 0.43%
Maple Grove Township, Precinct 1					
Polling	972	232	121	121 100.00%	0 0.00%
AVCB (if used)	972	0	0	0 -	0 -
Total	972	232	121	121 100.00%	0 0.00%
Marilla Township, Precinct 1					
Polling	310	77	37	37 100.00%	0 0.00%
AVCB (if used)	310	0	0	0 -	0 -
Total	310	77	37	37 100.00%	0 0.00%
Norman Township, Precinct 1					
Polling	1387	395	150	150 100.00%	0 0.00%
AVCB (if used)	1387	0	0	0 -	0 -
Total	1387	395	150	150 100.00%	0 0.00%
Onckama Township, Precinct 1					
Polling	1257	510	277	276 99.64%	1 0.36%
AVCB (if used)	1257	0	0	0 -	0 -
Total	1257	510	277	276 99.64%	1 0.36%
Pleasanton Township, Precinct 1					
Polling	684	195	115	115 100.00%	0 0.00%
AVCB (if used)	684	0	0	0 -	0 -
Total	684	195	115	115 100.00%	0 0.00%
Springdale Township, Precinct 1					
Polling	662	114	61	61 100.00%	0 0.00%
AVCB (if used)	662	0	0	0 -	0 -
Total	662	114	61	61 100.00%	0 0.00%

Statement of Votes Cast
Manistee County Michigan
Official Election Results
August 2, 2016 Primary Election

Date:08/04/16
Time:16:33:59
Page:16 of 386

	REP County Clerk						
	Reg. Voters	Times Counted	Total Votes	Jill M. Nowak (REP)	Write-In Votes		
Stronach Township, Precinct 1							
Polling	715	198	97	97 100.00%	0	0.00%	
AVCB (if used)	715	0	0	0 -	0	-	
Total	715	198	97	97 100.00%	0	0.00%	
Total							
Polling	19455	4842	2504	2491 99.48%	13	0.52%	
AVCB (if used)	19455	1014	472	471 99.79%	1	0.21%	
Total	19455	5856	2976	2962 99.53%	14	0.47%	

Statement of Votes Cast
Manistee County Michigan
Official Election Results
August 2, 2016 Primary Election

Date:08/04/16
Time:16:33:59
Page:17 of 386

	REP County Treasurer			
	Reg. Voters	Times Counted	Total Votes	Write-In Votes
Jurisdiction Wide				
City of Manistee, Precinct 1				
Polling	2287	384	14	14 100.00%
AVCB (if used)	2287	416	5	5 100.00%
Total	2287	800	19	19 100.00%
City of Manistee, Precinct 2				
Polling	2537	347	22	22 100.00%
AVCB (if used)	2537	270	5	5 100.00%
Total	2537	617	27	27 100.00%
Arcadia Township, Precinct 1				
Polling	569	217	5	5 100.00%
AVCB (if used)	569	0	0	0 -
Total	569	217	5	5 100.00%
Bear Lake Township, Precinct 1				
Polling	1423	446	13	13 100.00%
AVCB (if used)	1423	0	0	0 -
Total	1423	446	13	13 100.00%
Brown Township, Precinct 1				
Polling	581	179	3	3 100.00%
AVCB (if used)	581	0	0	0 -
Total	581	179	3	3 100.00%
Cleon Township, Precinct 1				
Polling	771	103	8	8 100.00%
AVCB (if used)	771	0	0	0 -
Total	771	103	8	8 100.00%
Dickson Township, Precinct 1				
Polling	758	196	3	3 100.00%
AVCB (if used)	758	0	0	0 -
Total	758	196	3	3 100.00%
Charter Township of Filcr, Precinct 1				
Polling	1960	740	19	19 100.00%
AVCB (if used)	1960	0	0	0 -
Total	1960	740	19	19 100.00%
Manistee Township, Precinct 1				
Polling	2582	509	29	29 100.00%
AVCB (if used)	2582	328	13	13 100.00%
Total	2582	837	42	42 100.00%
Maple Grove Township, Precinct 1				
Polling	972	232	11	11 100.00%
AVCB (if used)	972	0	0	0 -
Total	972	232	11	11 100.00%
Marilla Township, Precinct 1				
Polling	310	77	1	1 100.00%
AVCB (if used)	310	0	0	0 -
Total	310	77	1	1 100.00%
Norman Township, Precinct 1				
Polling	1387	395	10	10 100.00%
AVCB (if used)	1387	0	0	0 -
Total	1387	395	10	10 100.00%
Onkama Township, Precinct 1				
Polling	1257	510	12	12 100.00%
AVCB (if used)	1257	0	0	0 -
Total	1257	510	12	12 100.00%
Pleasanton Township, Precinct 1				
Polling	684	195	7	7 100.00%
AVCB (if used)	684	0	0	0 -
Total	684	195	7	7 100.00%
Springdale Township, Precinct 1				
Polling	662	114	2	2 100.00%
AVCB (if used)	662	0	0	0 -
Total	662	114	2	2 100.00%

Statement of Votes Cast
Manistee County Michigan
Official Election Results
August 2, 2016 Primary Election

Date:08/04/16
Time:16:33:59
Page:18 of 386

	REP County Treasurer			
	Reg. Voters	Times Counted	Total Votes	Write-In Votes
Stronach Township, Precinct 1				
Polling	715	198	11	11 100.00%
AVCB (if used)	715	0	0	0 -
Total	715	198	11	11 100.00%
Total				
Polling	19455	4842	170	170 100.00%
AVCB (if used)	19455	1014	23	23 100.00%
Total	19455	5856	193	193 100.00%

Statement of Votes Cast
Manistee County Michigan
Official Election Results
August 2, 2016 Primary Election

Date:08/04/16
Time:16:33:59
Page:19 of 386

	REP Register of Deeds			
	Reg. Voters	Times Counted	Total Votes	Write-In Votes
Jurisdiction Wide				
City of Manistec, Precinct 1				
Polling	2287	384	13	13 100.00%
AVCB (if used)	2287	416	3	3 100.00%
Total	2287	800	16	16 100.00%
City of Manistec, Precinct 2				
Polling	2537	347	18	18 100.00%
AVCB (if used)	2537	270	5	5 100.00%
Total	2537	617	23	23 100.00%
Arcadia Township, Precinct 1				
Polling	569	217	4	4 100.00%
AVCB (if used)	569	0	0	0 -
Total	569	217	4	4 100.00%
Bear Lake Township, Precinct 1				
Polling	1423	446	10	10 100.00%
AVCB (if used)	1423	0	0	0 -
Total	1423	446	10	10 100.00%
Brown Township, Precinct 1				
Polling	581	179	3	3 100.00%
AVCB (if used)	581	0	0	0 -
Total	581	179	3	3 100.00%
Cleon Township, Precinct 1				
Polling	771	103	7	7 100.00%
AVCB (if used)	771	0	0	0 -
Total	771	103	7	7 100.00%
Dickson Township, Precinct 1				
Polling	758	196	3	3 100.00%
AVCB (if used)	758	0	0	0 -
Total	758	196	3	3 100.00%
Charter Township of Filer, Precinct 1				
Polling	1960	740	15	15 100.00%
AVCB (if used)	1960	0	0	0 -
Total	1960	740	15	15 100.00%
Manistee Township, Precinct 1				
Polling	2582	509	26	26 100.00%
AVCB (if used)	2582	328	10	10 100.00%
Total	2582	837	36	36 100.00%
Maple Grove Township, Precinct 1				
Polling	972	232	9	9 100.00%
AVCB (if used)	972	0	0	0 -
Total	972	232	9	9 100.00%
Marilla Township, Precinct 1				
Polling	310	77	1	1 100.00%
AVCB (if used)	310	0	0	0 -
Total	310	77	1	1 100.00%
Norman Township, Precinct 1				
Polling	1387	395	8	8 100.00%
AVCB (if used)	1387	0	0	0 -
Total	1387	395	8	8 100.00%
Onkama Township, Precinct 1				
Polling	1257	510	13	13 100.00%
AVCB (if used)	1257	0	0	0 -
Total	1257	510	13	13 100.00%
Pleasanton Township, Precinct 1				
Polling	684	195	7	7 100.00%
AVCB (if used)	684	0	0	0 -
Total	684	195	7	7 100.00%
Springdale Township, Precinct 1				
Polling	662	114	2	2 100.00%
AVCB (if used)	662	0	0	0 -
Total	662	114	2	2 100.00%

Statement of Votes Cast
Manistee County Michigan
Official Election Results
August 2, 2016 Primary Election

Date:08/04/16
Time:16:33:59
Page:20 of 386

	REP Register of Deeds			
	Reg. Voters	Times Counted	Total Votes	Write-In Votes
Stronach Township, Precinct I				
Polling	715	198	6	6 100.00%
AVCB (if used)	715	0	0	0
Total	715	198	6	6 100.00%
Total				
Polling	19455	4842	145	145 100.00%
AVCB (if used)	19455	1014	18	18 100.00%
Total	19455	5856	163	163 100.00%

Statement of Votes Cast
Manistee County Michigan
Official Election Results
August 2, 2016 Primary Election

Date:08/04/16
Time:16:33:59
Page:21 of 386

	REP Drain Commissioner					
	Reg. Voters	Times Counted	Total Votes	Kenneth W. Hilliard (REP)	Write-In Votes	
Jurisdiction Wide						
City of Manistee, Precinct 1						
Polling	2287	384	187	185 98.93%	2 1.07%	
AVCB (if used)	2287	416	176	176 100.00%	0 0.00%	
Total	2287	800	363	361 99.45%	2 0.55%	
City of Manistee, Precinct 2						
Polling	2537	347	170	166 97.65%	4 2.35%	
AVCB (if used)	2537	270	116	116 100.00%	0 0.00%	
Total	2537	617	286	282 98.60%	4 1.40%	
Arcadia Township, Precinct 1						
Polling	569	217	87	87 100.00%	0 0.00%	
AVCB (if used)	569	0	0	0 -	0 -	
Total	569	217	87	87 100.00%	0 0.00%	
Bear Lake Township, Precinct 1						
Polling	1423	446	274	274 100.00%	0 0.00%	
AVCB (if used)	1423	0	0	0 -	0 -	
Total	1423	446	274	274 100.00%	0 0.00%	
Brown Township, Precinct 1						
Polling	581	179	91	91 100.00%	0 0.00%	
AVCB (if used)	581	0	0	0 -	0 -	
Total	581	179	91	91 100.00%	0 0.00%	
Cleon Township, Precinct 1						
Polling	771	103	48	47 97.92%	1 2.08%	
AVCB (if used)	771	0	0	0 -	0 -	
Total	771	103	48	47 97.92%	1 2.08%	
Dickson Township, Precinct 1						
Polling	758	196	94	94 100.00%	0 0.00%	
AVCB (if used)	758	0	0	0 -	0 -	
Total	758	196	94	94 100.00%	0 0.00%	
Charter Township of Filer, Precinct 1						
Polling	1960	740	271	270 99.63%	1 0.37%	
AVCB (if used)	1960	0	0	0 -	0 -	
Total	1960	740	271	270 99.63%	1 0.37%	
Manistee Township, Precinct 1						
Polling	2582	509	276	276 100.00%	0 0.00%	
AVCB (if used)	2582	328	157	156 99.36%	1 0.64%	
Total	2582	837	433	432 99.77%	1 0.23%	
Maple Grove Township, Precinct 1						
Polling	972	232	115	112 97.39%	3 2.61%	
AVCB (if used)	972	0	0	0 -	0 -	
Total	972	232	115	112 97.39%	3 2.61%	
Marilla Township, Precinct 1						
Polling	310	77	34	34 100.00%	0 0.00%	
AVCB (if used)	310	0	0	0 -	0 -	
Total	310	77	34	34 100.00%	0 0.00%	
Norman Township, Precinct 1						
Polling	1387	395	137	136 99.27%	1 0.73%	
AVCB (if used)	1387	0	0	0 -	0 -	
Total	1387	395	137	136 99.27%	1 0.73%	
Onkama Township, Precinct 1						
Polling	1257	510	271	270 99.63%	1 0.37%	
AVCB (if used)	1257	0	0	0 -	0 -	
Total	1257	510	271	270 99.63%	1 0.37%	
Pleasanton Township, Precinct 1						
Polling	684	195	120	120 100.00%	0 0.00%	
AVCB (if used)	684	0	0	0 -	0 -	
Total	684	195	120	120 100.00%	0 0.00%	
Springdale Township, Precinct 1						
Polling	662	114	54	54 100.00%	0 0.00%	
AVCB (if used)	662	0	0	0 -	0 -	
Total	662	114	54	54 100.00%	0 0.00%	

Statement of Votes Cast
Manistee County Michigan
Official Election Results
August 2, 2016 Primary Election

Date:08/04/16
Time:16:33:59
Page:22 of 386

	REP Drain Commissioner						
	Reg. Voters	Times Counted	Total Votes	Kenneth W. Hilliard (REP)		Write-In Votes	
Stronach Township, Precinct 1							
Polling	715	198	96	95	98.96%	1	1.04%
AVCB (if used)	715	0	0	0	-	0	-
Total	715	198	96	95	98.96%	1	1.04%
Total							
Polling	19455	4842	2325	2311	99.40%	14	0.60%
AVCB (if used)	19455	1014	449	448	99.78%	1	0.22%
Total	19455	5856	2774	2759	99.46%	15	0.54%

Statement of Votes Cast
Manistee County Michigan
Official Election Results
August 2, 2016 Primary Election

Date:08/04/16
Time:16:33:59
Page:23 of 386

	REP County Surveyor					
	Reg. Voters	Times Counted	Total Votes	Patrick G. Bentley (REP)	Write-In Votes	
Jurisdiction Wide						
City of Manistee, Precinct 1						
Polling	2287	384	189	187 98.94%	2	1.06%
AVCB (if used)	2287	416	174	174 100.00%	0	0.00%
Total	2287	800	363	361 99.45%	2	0.55%
City of Manistee, Precinct 2						
Polling	2537	347	170	166 97.65%	4	2.35%
AVCB (if used)	2537	270	109	109 100.00%	0	0.00%
Total	2537	617	279	275 98.57%	4	1.43%
Arcadia Township, Precinct 1						
Polling	569	217	89	89 100.00%	0	0.00%
AVCB (if used)	569	0	0	0 -	0	-
Total	569	217	89	89 100.00%	0	0.00%
Bear Lake Township, Precinct 1						
Polling	1423	446	268	267 99.63%	1	0.37%
AVCB (if used)	1423	0	0	0 -	0	-
Total	1423	446	268	267 99.63%	1	0.37%
Brown Township, Precinct 1						
Polling	581	179	89	89 100.00%	0	0.00%
AVCB (if used)	581	0	0	0 -	0	-
Total	581	179	89	89 100.00%	0	0.00%
Cleon Township, Precinct 1						
Polling	771	103	48	46 95.83%	2	4.17%
AVCB (if used)	771	0	0	0 -	0	-
Total	771	103	48	46 95.83%	2	4.17%
Dickson Township, Precinct 1						
Polling	758	196	92	92 100.00%	0	0.00%
AVCB (if used)	758	0	0	0 -	0	-
Total	758	196	92	92 100.00%	0	0.00%
Charter Township of Filer, Precinct 1						
Polling	1960	740	273	272 99.63%	1	0.37%
AVCB (if used)	1960	0	0	0 -	0	-
Total	1960	740	273	272 99.63%	1	0.37%
Manistee Township, Precinct 1						
Polling	2582	509	290	289 99.66%	1	0.34%
AVCB (if used)	2582	328	149	148 99.33%	1	0.67%
Total	2582	837	439	437 99.54%	2	0.46%
Maple Grove Township, Precinct 1						
Polling	972	232	105	103 98.10%	2	1.90%
AVCB (if used)	972	0	0	0 -	0	-
Total	972	232	105	103 98.10%	2	1.90%
Marilla Township, Precinct 1						
Polling	310	77	35	35 100.00%	0	0.00%
AVCB (if used)	310	0	0	0 -	0	-
Total	310	77	35	35 100.00%	0	0.00%
Norman Township, Precinct 1						
Polling	1387	395	131	131 100.00%	0	0.00%
AVCB (if used)	1387	0	0	0 -	0	-
Total	1387	395	131	131 100.00%	0	0.00%
Onkama Township, Precinct 1						
Polling	1257	510	265	263 99.25%	2	0.75%
AVCB (if used)	1257	0	0	0 -	0	-
Total	1257	510	265	263 99.25%	2	0.75%
Pleasanton Township, Precinct 1						
Polling	684	195	115	115 100.00%	0	0.00%
AVCB (if used)	684	0	0	0 -	0	-
Total	684	195	115	115 100.00%	0	0.00%
Springdale Township, Precinct 1						
Polling	662	114	54	54 100.00%	0	0.00%
AVCB (if used)	662	0	0	0 -	0	-
Total	662	114	54	54 100.00%	0	0.00%

Statement of Votes Cast
Manistee County Michigan
Official Election Results
August 2, 2016 Primary Election

Date:08/04/16
Time:16:33:59
Page:24 of 386

	REP County Surveyor						
	Reg. Voters	Times Counted	Total Votes	Patrick G. Bentley (REP)	Write-In Votes		
Stronach Township, Precinct 1							
Polling	715	198	87	87 100.00%	0	0.00%	
AVCB (if used)	715	0	0	0 -	0	-	
Total	715	198	87	87 100.00%	0	0.00%	
Total							
Polling	19455	4842	2300	2285 99.35%	15	0.65%	
AVCB (if used)	19455	1014	432	431 99.77%	1	0.23%	
Total	19455	5856	2732	2716 99.41%	16	0.59%	

Statement of Votes Cast
Manistee County Michigan
Official Election Results
August 2, 2016 Primary Election

Date:08/04/16
Time:16:33:59
Page:25 of 386

	REP D1 Commissioner					
	Reg. Voters	Times Counted	Total Votes	Pauline Jaquish (REP)	Write-In Votes	
Jurisdiction Wide						
City of Manistee, Precinct 1						
Polling	-	-	-	-	-	-
AVCB (if used)	-	-	-	-	-	-
Total	-	-	-	-	-	-
City of Manistee, Precinct 2						
Polling	-	-	-	-	-	-
AVCB (if used)	-	-	-	-	-	-
Total	-	-	-	-	-	-
Arcadia Township, Precinct 1						
Polling	569	217	99	99 100.00%	0	0.00%
AVCB (if used)	569	0	0	0 -	0	-
Total	569	217	99	99 100.00%	0	0.00%
Bear Lake Township, Precinct 1						
Polling	1423	446	270	267 98.89%	3	1.11%
AVCB (if used)	1423	0	0	0 -	0	-
Total	1423	446	270	267 98.89%	3	1.11%
Brown Township, Precinct 1						
Polling	-	-	-	-	-	-
AVCB (if used)	-	-	-	-	-	-
Total	-	-	-	-	-	-
Cleon Township, Precinct 1						
Polling	-	-	-	-	-	-
AVCB (if used)	-	-	-	-	-	-
Total	-	-	-	-	-	-
Dickson Township, Precinct 1						
Polling	-	-	-	-	-	-
AVCB (if used)	-	-	-	-	-	-
Total	-	-	-	-	-	-
Charter Township of Filer, Precinct 1						
Polling	-	-	-	-	-	-
AVCB (if used)	-	-	-	-	-	-
Total	-	-	-	-	-	-
Manistee Township, Precinct 1						
Polling	-	-	-	-	-	-
AVCB (if used)	-	-	-	-	-	-
Total	-	-	-	-	-	-
Maple Grove Township, Precinct 1						
Polling	-	-	-	-	-	-
AVCB (if used)	-	-	-	-	-	-
Total	-	-	-	-	-	-
Marilla Township, Precinct 1						
Polling	-	-	-	-	-	-
AVCB (if used)	-	-	-	-	-	-
Total	-	-	-	-	-	-
Norman Township, Precinct 1						
Polling	-	-	-	-	-	-
AVCB (if used)	-	-	-	-	-	-
Total	-	-	-	-	-	-
Onkama Township, Precinct 1						
Polling	243	88	60	60 100.00%	0	0.00%
AVCB (if used)	243	0	0	0 -	0	-
Total	243	88	60	60 100.00%	0	0.00%
Pleasanton Township, Precinct 1						
Polling	684	195	122	121 99.18%	1	0.82%
AVCB (if used)	684	0	0	0 -	0	-
Total	684	195	122	121 99.18%	1	0.82%
Springdale Township, Precinct 1						
Polling	-	-	-	-	-	-
AVCB (if used)	-	-	-	-	-	-
Total	-	-	-	-	-	-

Statement of Votes Cast
Manistee County Michigan
Official Election Results
August 2, 2016 Primary Election

Date:08/04/16
Time:16:33:59
Page:26 of 386

	REP D1 Commissioner						
	Reg. Voters	Times Counted	Total Votes	Pauline Jaquish (REP)		Write-In Votes	
Stronach Township, Precinct I							
Polling	-	-	-	-	-	-	-
AVCB (if used)	-	-	-	-	-	-	-
Total	-	-	-	-	-	-	-
Polling	2919	946	551	547	99.27%	4	0.73%
AVCB (if used)	2919	0	0	0	-	0	-
Total	2919	946	551	547	99.27%	4	0.73%

Statement of Votes Cast
Manistee County Michigan
Official Election Results
August 2, 2016 Primary Election

Date:08/04/16
Time:16:33:59
Page:27 of 386

	REP D2 Commissioner						
	Reg. Voters	Times Counted	Total Votes	Richard Schmidt (REP)		Write-In Votes	
Jurisdiction Wide							
City of Manistee, Precinct 1							
Polling	-	-	-	-	-	-	-
AVCB (if used)	-	-	-	-	-	-	-
Total	-	-	-	-	-	-	-
City of Manistee, Precinct 2							
Polling	-	-	-	-	-	-	-
AVCB (if used)	-	-	-	-	-	-	-
Total	-	-	-	-	-	-	-
Arcadia Township, Precinct 1							
Polling	-	-	-	-	-	-	-
AVCB (if used)	-	-	-	-	-	-	-
Total	-	-	-	-	-	-	-
Bear Lake Township, Precinct 1							
Polling	-	-	-	-	-	-	-
AVCB (if used)	-	-	-	-	-	-	-
Total	-	-	-	-	-	-	-
Brown Township, Precinct 1							
Polling	-	-	-	-	-	-	-
AVCB (if used)	-	-	-	-	-	-	-
Total	-	-	-	-	-	-	-
Cleon Township, Precinct 1							
Polling	771	103	46	45 97.83%	1	2.17%	
AVCB (if used)	771	0	0	0	0		
Total	771	103	46	45 97.83%	1	2.17%	
Dickson Township, Precinct 1							
Polling	-	-	-	-	-	-	-
AVCB (if used)	-	-	-	-	-	-	-
Total	-	-	-	-	-	-	-
Charter Township of Filer, Precinct 1							
Polling	-	-	-	-	-	-	-
AVCB (if used)	-	-	-	-	-	-	-
Total	-	-	-	-	-	-	-
Manistee Township, Precinct 1							
Polling	-	-	-	-	-	-	-
AVCB (if used)	-	-	-	-	-	-	-
Total	-	-	-	-	-	-	-
Maple Grove Township, Precinct 1							
Polling	972	232	118	117 99.15%	1	0.85%	
AVCB (if used)	972	0	0	0	0		
Total	972	232	118	117 99.15%	1	0.85%	
Marilla Township, Precinct 1							
Polling	310	77	38	38 100.00%	0	0.00%	
AVCB (if used)	310	0	0	0	0		
Total	310	77	38	38 100.00%	0	0.00%	
Norman Township, Precinct 1							
Polling	-	-	-	-	-	-	-
AVCB (if used)	-	-	-	-	-	-	-
Total	-	-	-	-	-	-	-
Oneskama Township, Precinct 1							
Polling	-	-	-	-	-	-	-
AVCB (if used)	-	-	-	-	-	-	-
Total	-	-	-	-	-	-	-
Pleasanton Township, Precinct 1							
Polling	-	-	-	-	-	-	-
AVCB (if used)	-	-	-	-	-	-	-
Total	-	-	-	-	-	-	-
Springdale Township, Precinct 1							
Polling	662	114	58	58 100.00%	0	0.00%	
AVCB (if used)	662	0	0	0	0		
Total	662	114	58	58 100.00%	0	0.00%	

Statement of Votes Cast
Manistee County Michigan
Official Election Results
August 2, 2016 Primary Election

Date:08/04/16
Time:16:33:59
Page:28 of 386

	REP D2 Commissioner					
	Reg. Voters	Times Counted	Total Votes	Richard Schmidt (REP)	Write-In Votes	
Stronach Township, Precinct 1						
Polling	-	-	-	-	-	-
AVCB (if used)	-	-	-	-	-	-
Total	-	-	-	-	-	-
Total						
Polling	2715	526	260	258 99.23%	2	0.77%
AVCB (if used)	2715	0	0	0 -	0	-
Total	2715	526	260	258 99.23%	2	0.77%

Statement of Votes Cast
Manistee County Michigan
Official Election Results
August 2, 2016 Primary Election

Date:08/04/16
Time:16:33:59
Page:29 of 386

	REP D3 Commissioner			
	Reg. Voters	Times Counted	Total Votes	Write-In Votes
Jurisdiction Wide				
City of Manistee, Precinct 1				
Polling	-	-	-	-
AVCB (if used)	-	-	-	-
Total	-	-	-	-
City of Manistee, Precinct 2				
Polling	-	-	-	-
AVCB (if used)	-	-	-	-
Total	-	-	-	-
Arcadia Township, Precinct 1				
Polling	-	-	-	-
AVCB (if used)	-	-	-	-
Total	-	-	-	-
Bear Lake Township, Precinct 1				
Polling	-	-	-	-
AVCB (if used)	-	-	-	-
Total	-	-	-	-
Brown Township, Precinct 1				
Polling	581	179	4	4 100.00%
AVCB (if used)	581	0	0	0
Total	581	179	4	4 100.00%
Clecon Township, Precinct 1				
Polling	-	-	-	-
AVCB (if used)	-	-	-	-
Total	-	-	-	-
Dickson Township, Precinct 1				
Polling	758	196	5	5 100.00%
AVCB (if used)	758	0	0	0
Total	758	196	5	5 100.00%
Charter Township of Filer, Precinct 1				
Polling	-	-	-	-
AVCB (if used)	-	-	-	-
Total	-	-	-	-
Manistee Township, Precinct 1				
Polling	-	-	-	-
AVCB (if used)	-	-	-	-
Total	-	-	-	-
Maple Grove Township, Precinct 1				
Polling	-	-	-	-
AVCB (if used)	-	-	-	-
Total	-	-	-	-
Marilla Township, Precinct 1				
Polling	-	-	-	-
AVCB (if used)	-	-	-	-
Total	-	-	-	-
Norman Township, Precinct 1				
Polling	1387	395	9	9 100.00%
AVCB (if used)	1387	0	0	0
Total	1387	395	9	9 100.00%
Onckama Township, Precinct 1				
Polling	-	-	-	-
AVCB (if used)	-	-	-	-
Total	-	-	-	-
Pleasanton Township, Precinct 1				
Polling	-	-	-	-
AVCB (if used)	-	-	-	-
Total	-	-	-	-
Springdale Township, Precinct 1				
Polling	-	-	-	-
AVCB (if used)	-	-	-	-
Total	-	-	-	-

Statement of Votes Cast
Manistee County Michigan
Official Election Results
August 2, 2016 Primary Election

Date:08/04/16
Time:16:33:59
Page:30 of 386

	REP D3 Commissioner			
	Reg. Voters	Times Counted	Total Votes	Write-In Votes
Stronach Township, Precinct 1				
Polling	-	-	-	-
AVCB (if used)	-	-	-	-
Total	-	-	-	-
Total				
Polling	2726	770	18	18 100.00%
AVCB (if used)	2726	0	0	0 -
Total	2726	770	18	18 100.00%

Statement of Votes Cast
Manistee County Michigan
Official Election Results
August 2, 2016 Primary Election

Date:08/04/16
Time:16:33:59
Page:31 of 386

	REP D4 Commissioner					
	Reg. Voters	Times Counted	Total Votes	Mark Bergstrom (REP)	Write-In Votes	
Jurisdiction Wide						
City of Manistee, Precinct 1						
Polling	-	-	-	-	-	-
AVCB (if used)	-	-	-	-	-	-
Total	-	-	-	-	-	-
City of Manistee, Precinct 2						
Polling	-	-	-	-	-	-
AVCB (if used)	-	-	-	-	-	-
Total	-	-	-	-	-	-
Arcadia Township, Precinct 1						
Polling	-	-	-	-	-	-
AVCB (if used)	-	-	-	-	-	-
Total	-	-	-	-	-	-
Bear Lake Township, Precinct 1						
Polling	-	-	-	-	-	-
AVCB (if used)	-	-	-	-	-	-
Total	-	-	-	-	-	-
Brown Township, Precinct 1						
Polling	-	-	-	-	-	-
AVCB (if used)	-	-	-	-	-	-
Total	-	-	-	-	-	-
Cleon Township, Precinct 1						
Polling	-	-	-	-	-	-
AVCB (if used)	-	-	-	-	-	-
Total	-	-	-	-	-	-
Dickson Township, Precinct 1						
Polling	-	-	-	-	-	-
AVCB (if used)	-	-	-	-	-	-
Total	-	-	-	-	-	-
Charter Township of Filer, Precinct 1						
Polling	1776	670	253	252 99.60%	1	0.40%
AVCB (if used)	1776	0	0	0	0	-
Total	1776	670	253	252 99.60%	1	0.40%
Manistee Township, Precinct 1						
Polling	404	56	24	24 100.00%	0	0.00%
AVCB (if used)	404	49	16	16 100.00%	0	0.00%
Total	404	105	40	40 100.00%	0	0.00%
Maple Grove Township, Precinct 1						
Polling	-	-	-	-	-	-
AVCB (if used)	-	-	-	-	-	-
Total	-	-	-	-	-	-
Marilla Township, Precinct 1						
Polling	-	-	-	-	-	-
AVCB (if used)	-	-	-	-	-	-
Total	-	-	-	-	-	-
Norman Township, Precinct 1						
Polling	-	-	-	-	-	-
AVCB (if used)	-	-	-	-	-	-
Total	-	-	-	-	-	-
Onkama Township, Precinct 1						
Polling	-	-	-	-	-	-
AVCB (if used)	-	-	-	-	-	-
Total	-	-	-	-	-	-
Pleasanton Township, Precinct 1						
Polling	-	-	-	-	-	-
AVCB (if used)	-	-	-	-	-	-
Total	-	-	-	-	-	-
Springdale Township, Precinct 1						
Polling	-	-	-	-	-	-
AVCB (if used)	-	-	-	-	-	-
Total	-	-	-	-	-	-

Statement of Votes Cast
Manistee County Michigan
Official Election Results
August 2, 2016 Primary Election

Date:08/04/16
Time:16:33:59
Page:32 of 386

	REP D4 Commissioner						
	Reg. Voters	Times Counted	Total Votes	Mark Bergstrom (REP)		Write-In Votes	
Stronach Township, Precinct 1							
Polling	715	198	91	90	98.90%	1	1.10%
AVCB (if used)	715	0	0	0	-	0	-
Total	715	198	91	90	98.90%	1	1.10%
Total							
Polling	2895	924	368	366	99.46%	2	0.54%
AVCB (if used)	2895	49	16	16	100.00%	0	0.00%
Total	2895	973	384	382	99.48%	2	0.52%

Statement of Votes Cast
Manistee County Michigan
Official Election Results
August 2, 2016 Primary Election

Date:08/04/16
Time:16:33:59
Page:33 of 386

	REP D5 Commissioner					
	Reg. Voters	Times Counted	Total Votes	Jeffrey Dontz (REP)	Write-In Votes	
Jurisdiction Wide						
City of Manistee, Precinct 1						
Polling	-	-	-	-	-	-
AVCB (if used)	-	-	-	-	-	-
Total	-	-	-	-	-	-
City of Manistee, Precinct 2						
Polling	-	-	-	-	-	-
AVCB (if used)	-	-	-	-	-	-
Total	-	-	-	-	-	-
Arcadia Township, Precinct 1						
Polling	-	-	-	-	-	-
AVCB (if used)	-	-	-	-	-	-
Total	-	-	-	-	-	-
Bear Lake Township, Precinct 1						
Polling	-	-	-	-	-	-
AVCB (if used)	-	-	-	-	-	-
Total	-	-	-	-	-	-
Brown Township, Precinct 1						
Polling	-	-	-	-	-	-
AVCB (if used)	-	-	-	-	-	-
Total	-	-	-	-	-	-
Cleon Township, Precinct 1						
Polling	-	-	-	-	-	-
AVCB (if used)	-	-	-	-	-	-
Total	-	-	-	-	-	-
Dickson Township, Precinct 1						
Polling	-	-	-	-	-	-
AVCB (if used)	-	-	-	-	-	-
Total	-	-	-	-	-	-
Charter Township of Filer, Precinct 1						
Polling	-	-	-	-	-	-
AVCB (if used)	-	-	-	-	-	-
Total	-	-	-	-	-	-
Manistee Township, Precinct 1						
Polling	2178	453	271	271 100.00%	0	0.00%
AVCB (if used)	2178	279	137	136 99.27%	1	0.73%
Total	2178	732	408	407 99.75%	1	0.25%
Maple Grove Township, Precinct 1						
Polling	-	-	-	-	-	-
AVCB (if used)	-	-	-	-	-	-
Total	-	-	-	-	-	-
Marilla Township, Precinct 1						
Polling	-	-	-	-	-	-
AVCB (if used)	-	-	-	-	-	-
Total	-	-	-	-	-	-
Norman Township, Precinct 1						
Polling	-	-	-	-	-	-
AVCB (if used)	-	-	-	-	-	-
Total	-	-	-	-	-	-
Oneskama Township, Precinct 1						
Polling	1014	422	213	213 100.00%	0	0.00%
AVCB (if used)	1014	0	0	0 -	0	-
Total	1014	422	213	213 100.00%	0	0.00%
Pleasanton Township, Precinct 1						
Polling	-	-	-	-	-	-
AVCB (if used)	-	-	-	-	-	-
Total	-	-	-	-	-	-
Springdale Township, Precinct 1						
Polling	-	-	-	-	-	-
AVCB (if used)	-	-	-	-	-	-
Total	-	-	-	-	-	-

Statement of Votes Cast
Manistee County Michigan
Official Election Results
August 2, 2016 Primary Election

Date:08/04/16
Time:16:33:59
Page:34 of 386

	REP D5 Commissioner						
	Reg. Voters	Times Counted	Total Votes	Jeffrey Dontz (REP)		Write-In Votes	
Stronach Township, Precinct I							
Polling	-	-	-	-	-	-	-
AVCB (if used)	-	-	-	-	-	-	-
Total	-	-	-	-	-	-	-
Total							
Polling	3192	875	484	484	100.00%	0	0.00%
AVCB (if used)	3192	279	137	136	99.27%	1	0.73%
Total	3192	1154	621	620	99.84%	1	0.16%

Statement of Votes Cast
Manistee County Michigan
Official Election Results
August 2, 2016 Primary Election

Date:08/04/16
Time:16:33:59
Page:35 of 386

	REP D6 Commissioner			
	Reg. Voters	Times Counted	Total Votes	Write-In Votes
Jurisdiction Wide				
City of Manistee, Precinct 1				
Polling	2287	384	15	15 100.00%
AVCB (if used)	2287	416	2	2 100.00%
Total	2287	800	17	17 100.00%
City of Manistee, Precinct 2				
Polling	171	22	1	1 100.00%
AVCB (if used)	171	17	1	1 100.00%
Total	171	39	2	2 100.00%
Arcadia Township, Precinct 1				
Polling	-	-	-	-
AVCB (if used)	-	-	-	-
Total	-	-	-	-
Bear Lake Township, Precinct 1				
Polling	-	-	-	-
AVCB (if used)	-	-	-	-
Total	-	-	-	-
Brown Township, Precinct 1				
Polling	-	-	-	-
AVCB (if used)	-	-	-	-
Total	-	-	-	-
Cleon Township, Precinct 1				
Polling	-	-	-	-
AVCB (if used)	-	-	-	-
Total	-	-	-	-
Dickson Township, Precinct 1				
Polling	-	-	-	-
AVCB (if used)	-	-	-	-
Total	-	-	-	-
Charter Township of Filer, Precinct 1				
Polling	184	70	3	3 100.00%
AVCB (if used)	184	0	0	0
Total	184	70	3	3 100.00%
Manistee Township, Precinct 1				
Polling	-	-	-	-
AVCB (if used)	-	-	-	-
Total	-	-	-	-
Maple Grove Township, Precinct 1				
Polling	-	-	-	-
AVCB (if used)	-	-	-	-
Total	-	-	-	-
Marilla Township, Precinct 1				
Polling	-	-	-	-
AVCB (if used)	-	-	-	-
Total	-	-	-	-
Norman Township, Precinct 1				
Polling	-	-	-	-
AVCB (if used)	-	-	-	-
Total	-	-	-	-
Onkama Township, Precinct 1				
Polling	-	-	-	-
AVCB (if used)	-	-	-	-
Total	-	-	-	-
Pleasanton Township, Precinct 1				
Polling	-	-	-	-
AVCB (if used)	-	-	-	-
Total	-	-	-	-
Springdale Township, Precinct 1				
Polling	-	-	-	-
AVCB (if used)	-	-	-	-
Total	-	-	-	-

Statement of Votes Cast
Manistee County Michigan
Official Election Results
August 2, 2016 Primary Election

Date:08/04/16
Time:16:33:59
Page:36 of 386

	REP D6 Commissioner			
	Reg. Voters	Times Counted	Total Votes	Write-In Votes
Stronach Township, Precinct 1				
Polling	-	-	-	-
AVCB (if used)	-	-	-	-
Total	-	-	-	-
Total				
Polling	2642	476	19	19 100.00%
AVCB (if used)	2642	433	3	3 100.00%
Total	2642	909	22	22 100.00%

Statement of Votes Cast
Manistee County Michigan
Official Election Results
August 2, 2016 Primary Election

Date:08/04/16

Time:16:33:59

Page:37 of 386

	REP D7 Commissioner							
	Reg. Voters	Times Counted	Total Votes	Bruce A. Schaub (REP)		Catherine Zaring (REP)		Write-In Votes
Jurisdiction Wide								
City of Manistec, Precinct 1								
Polling	-	-	-	-	-	-	-	-
AVCB (if used)	-	-	-	-	-	-	-	-
Total	-	-	-	-	-	-	-	-
City of Manistec, Precinct 2								
Polling	2366	325	194	106	54.64%	85	43.81%	3 1.55%
AVCB (if used)	2366	253	129	70	54.26%	59	45.74%	0 0.00%
Total	2366	578	323	176	54.49%	144	44.58%	3 0.93%
Arcadia Township, Precinct 1								
Polling	-	-	-	-	-	-	-	-
AVCB (if used)	-	-	-	-	-	-	-	-
Total	-	-	-	-	-	-	-	-
Bear Lake Township, Precinct 1								
Polling	-	-	-	-	-	-	-	-
AVCB (if used)	-	-	-	-	-	-	-	-
Total	-	-	-	-	-	-	-	-
Brown Township, Precinct 1								
Polling	-	-	-	-	-	-	-	-
AVCB (if used)	-	-	-	-	-	-	-	-
Total	-	-	-	-	-	-	-	-
Clcon Township, Precinct 1								
Polling	-	-	-	-	-	-	-	-
AVCB (if used)	-	-	-	-	-	-	-	-
Total	-	-	-	-	-	-	-	-
Dickson Township, Precinct 1								
Polling	-	-	-	-	-	-	-	-
AVCB (if used)	-	-	-	-	-	-	-	-
Total	-	-	-	-	-	-	-	-
Charter Township of Filer, Precinct 1								
Polling	-	-	-	-	-	-	-	-
AVCB (if used)	-	-	-	-	-	-	-	-
Total	-	-	-	-	-	-	-	-
Manistee Township, Precinct 1								
Polling	-	-	-	-	-	-	-	-
AVCB (if used)	-	-	-	-	-	-	-	-
Total	-	-	-	-	-	-	-	-
Maple Grove Township, Precinct 1								
Polling	-	-	-	-	-	-	-	-
AVCB (if used)	-	-	-	-	-	-	-	-
Total	-	-	-	-	-	-	-	-
Marilla Township, Precinct 1								
Polling	-	-	-	-	-	-	-	-
AVCB (if used)	-	-	-	-	-	-	-	-
Total	-	-	-	-	-	-	-	-
Norman Township, Precinct 1								
Polling	-	-	-	-	-	-	-	-
AVCB (if used)	-	-	-	-	-	-	-	-
Total	-	-	-	-	-	-	-	-
Onckama Township, Precinct 1								
Polling	-	-	-	-	-	-	-	-
AVCB (if used)	-	-	-	-	-	-	-	-
Total	-	-	-	-	-	-	-	-
Picasanton Township, Precinct 1								
Polling	-	-	-	-	-	-	-	-
AVCB (if used)	-	-	-	-	-	-	-	-
Total	-	-	-	-	-	-	-	-
Springdale Township, Precinct 1								
Polling	-	-	-	-	-	-	-	-
AVCB (if used)	-	-	-	-	-	-	-	-
Total	-	-	-	-	-	-	-	-

Statement of Votes Cast
Manistee County Michigan
Official Election Results
August 2, 2016 Primary Election

Date:08/04/16
Time:16:33:59
Page:38 of 386

REP D7 Commissioner

	Reg. Voters	Times Counted	Total Votes	Bruce A. Schaub (REP)		Catherine Zaring (REP)		Write-In Votes	
Stronach Township, Precinct 1									
Polling	-	-	-	-	-	-	-	-	-
AVCB (if used)	-	-	-	-	-	-	-	-	-
Total	-	-	-	-	-	-	-	-	-
Total									
Polling	2366	325	194	106	54.64%	85	43.81%	3	1.55%
AVCB (if used)	2366	253	129	70	54.26%	59	45.74%	0	0.00%
Total	2366	578	323	176	54.49%	144	44.58%	3	0.93%

Statement of Votes Cast
Manistee County Michigan
Official Election Results
August 2, 2016 Primary Election

Date:08/04/16
Time:16:33:59
Page:39 of 386

	REP Arcadia Twp Supervisor					
	Reg. Voters	Times Counted	Total Votes	Thomas Wass (REP)	Write-In Votes	
Jurisdiction Wide						
City of Manistee, Precinct 1						
Polling	-	-	-	-	-	-
AVCB (if used)	-	-	-	-	-	-
Total	-	-	-	-	-	-
City of Manistee, Precinct 2						
Polling	-	-	-	-	-	-
AVCB (if used)	-	-	-	-	-	-
Total	-	-	-	-	-	-
Arcadia Township, Precinct 1						
Polling	569	217	98	95 96.94%	3	3.06%
AVCB (if used)	569	0	0	0	0	-
Total	569	217	98	95 96.94%	3	3.06%
Bear Lake Township, Precinct 1						
Polling	-	-	-	-	-	-
AVCB (if used)	-	-	-	-	-	-
Total	-	-	-	-	-	-
Brown Township, Precinct 1						
Polling	-	-	-	-	-	-
AVCB (if used)	-	-	-	-	-	-
Total	-	-	-	-	-	-
Cleon Township, Precinct 1						
Polling	-	-	-	-	-	-
AVCB (if used)	-	-	-	-	-	-
Total	-	-	-	-	-	-
Dickson Township, Precinct 1						
Polling	-	-	-	-	-	-
AVCB (if used)	-	-	-	-	-	-
Total	-	-	-	-	-	-
Charter Township of Filer, Precinct 1						
Polling	-	-	-	-	-	-
AVCB (if used)	-	-	-	-	-	-
Total	-	-	-	-	-	-
Manistee Township, Precinct 1						
Polling	-	-	-	-	-	-
AVCB (if used)	-	-	-	-	-	-
Total	-	-	-	-	-	-
Maple Grove Township, Precinct 1						
Polling	-	-	-	-	-	-
AVCB (if used)	-	-	-	-	-	-
Total	-	-	-	-	-	-
Marilla Township, Precinct 1						
Polling	-	-	-	-	-	-
AVCB (if used)	-	-	-	-	-	-
Total	-	-	-	-	-	-
Norman Township, Precinct 1						
Polling	-	-	-	-	-	-
AVCB (if used)	-	-	-	-	-	-
Total	-	-	-	-	-	-
Onkama Township, Precinct 1						
Polling	-	-	-	-	-	-
AVCB (if used)	-	-	-	-	-	-
Total	-	-	-	-	-	-
Pleasanton Township, Precinct 1						
Polling	-	-	-	-	-	-
AVCB (if used)	-	-	-	-	-	-
Total	-	-	-	-	-	-
Springdale Township, Precinct 1						
Polling	-	-	-	-	-	-
AVCB (if used)	-	-	-	-	-	-
Total	-	-	-	-	-	-

Statement of Votes Cast
Manistee County Michigan
Official Election Results
August 2, 2016 Primary Election

Date:08/04/16
Time:16:33:59
Page:40 of 386

	REP Arcadia Twp Supervisor					
	Reg. Voters	Times Counted	Total Votes	Thomas Wass (REP)		Write-In Votes
Stronach Township, Precinct 1						
Polling	-	-	-	-	-	-
AVCB (if used)	-	-	-	-	-	-
Total	-	-	-	-	-	-
Total						
Polling	569	217	98	95	96.94%	3 3.06%
AVCB (if used)	569	0	0	0	-	0
Total	569	217	98	95	96.94%	3 3.06%

Statement of Votes Cast
Manistee County Michigan
Official Election Results
August 2, 2016 Primary Election

Date:08/04/16
Time:16:33:59
Page:41 of 386

	REP Arcadia Twp Clerk			
	Reg. Voters	Times Counted	Total Votes	Write-In Votes
Jurisdiction Wide				
City of Manistee, Precinct 1				
Polling	-	-	-	-
AVCB (if used)	-	-	-	-
Total	-	-	-	-
City of Manistee, Precinct 2				
Polling	-	-	-	-
AVCB (if used)	-	-	-	-
Total	-	-	-	-
Arcadia Township, Precinct 1				
Polling	569	217	6	6 100.00%
AVCB (if used)	569	0	0	0
Total	569	217	6	6 100.00%
Bear Lake Township, Precinct 1				
Polling	-	-	-	-
AVCB (if used)	-	-	-	-
Total	-	-	-	-
Brown Township, Precinct 1				
Polling	-	-	-	-
AVCB (if used)	-	-	-	-
Total	-	-	-	-
Cleon Township, Precinct 1				
Polling	-	-	-	-
AVCB (if used)	-	-	-	-
Total	-	-	-	-
Dickson Township, Precinct 1				
Polling	-	-	-	-
AVCB (if used)	-	-	-	-
Total	-	-	-	-
Charter Township of Filer, Precinct 1				
Polling	-	-	-	-
AVCB (if used)	-	-	-	-
Total	-	-	-	-
Manistee Township, Precinct 1				
Polling	-	-	-	-
AVCB (if used)	-	-	-	-
Total	-	-	-	-
Maple Grove Township, Precinct 1				
Polling	-	-	-	-
AVCB (if used)	-	-	-	-
Total	-	-	-	-
Marilla Township, Precinct 1				
Polling	-	-	-	-
AVCB (if used)	-	-	-	-
Total	-	-	-	-
Norman Township, Precinct 1				
Polling	-	-	-	-
AVCB (if used)	-	-	-	-
Total	-	-	-	-
Oneskama Township, Precinct 1				
Polling	-	-	-	-
AVCB (if used)	-	-	-	-
Total	-	-	-	-
Pleasanton Township, Precinct 1				
Polling	-	-	-	-
AVCB (if used)	-	-	-	-
Total	-	-	-	-
Springdale Township, Precinct 1				
Polling	-	-	-	-
AVCB (if used)	-	-	-	-
Total	-	-	-	-

Statement of Votes Cast
Manistee County Michigan
Official Election Results
August 2, 2016 Primary Election

Date:08/04/16
Time:16:33:59
Page:42 of 386

	REP Arcadia Twp Clerk			
	Reg. Voters	Times Counted	Total Votes	Write-In Votes
Stronach Township, Precinct 1				
Polling	-	-	-	-
AVCB (if used)	-	-	-	-
Total	-	-	-	-
Total				
Polling	569	217	6	6 100.00%
AVCB (if used)	569	0	0	0
Total	569	217	6	6 100.00%

Statement of Votes Cast
Manistee County Michigan
Official Election Results
August 2, 2016 Primary Election

Date:08/04/16
Time:16:33:59
Page:43 of 386

	REP Arcadia Twp Treasurer						
	Reg. Voters	Times Counted	Total Votes	Debbra Eckhout (REP)		Write-In Votes	
Jurisdiction Wide							
City of Manistee, Precinct 1							
Polling	-	-	-	-	-	-	-
AVCB (if used)	-	-	-	-	-	-	-
Total	-	-	-	-	-	-	-
City of Manistee, Precinct 2							
Polling	-	-	-	-	-	-	-
AVCB (if used)	-	-	-	-	-	-	-
Total	-	-	-	-	-	-	-
Arcadia Township, Precinct 1							
Polling	569	217	104	102	98.08%	2	1.92%
AVCB (if used)	569	0	0	0	-	0	-
Total	569	217	104	102	98.08%	2	1.92%
Bear Lake Township, Precinct 1							
Polling	-	-	-	-	-	-	-
AVCB (if used)	-	-	-	-	-	-	-
Total	-	-	-	-	-	-	-
Brown Township, Precinct 1							
Polling	-	-	-	-	-	-	-
AVCB (if used)	-	-	-	-	-	-	-
Total	-	-	-	-	-	-	-
Cleon Township, Precinct 1							
Polling	-	-	-	-	-	-	-
AVCB (if used)	-	-	-	-	-	-	-
Total	-	-	-	-	-	-	-
Dickson Township, Precinct 1							
Polling	-	-	-	-	-	-	-
AVCB (if used)	-	-	-	-	-	-	-
Total	-	-	-	-	-	-	-
Charter Township of Filer, Precinct 1							
Polling	-	-	-	-	-	-	-
AVCB (if used)	-	-	-	-	-	-	-
Total	-	-	-	-	-	-	-
Manistee Township, Precinct 1							
Polling	-	-	-	-	-	-	-
AVCB (if used)	-	-	-	-	-	-	-
Total	-	-	-	-	-	-	-
Maple Grove Township, Precinct 1							
Polling	-	-	-	-	-	-	-
AVCB (if used)	-	-	-	-	-	-	-
Total	-	-	-	-	-	-	-
Marilla Township, Precinct 1							
Polling	-	-	-	-	-	-	-
AVCB (if used)	-	-	-	-	-	-	-
Total	-	-	-	-	-	-	-
Norman Township, Precinct 1							
Polling	-	-	-	-	-	-	-
AVCB (if used)	-	-	-	-	-	-	-
Total	-	-	-	-	-	-	-
Onckama Township, Precinct 1							
Polling	-	-	-	-	-	-	-
AVCB (if used)	-	-	-	-	-	-	-
Total	-	-	-	-	-	-	-
Pleasanton Township, Precinct 1							
Polling	-	-	-	-	-	-	-
AVCB (if used)	-	-	-	-	-	-	-
Total	-	-	-	-	-	-	-
Springdale Township, Precinct 1							
Polling	-	-	-	-	-	-	-
AVCB (if used)	-	-	-	-	-	-	-
Total	-	-	-	-	-	-	-

Statement of Votes Cast
Manistee County Michigan
Official Election Results
August 2, 2016 Primary Election

Date:08/04/16
Time:16:33:59
Page:44 of 386

	REP Arcadia Twp Treasurer						
	Reg. Voters	Times Counted	Total Votes	Debbra Eckhout (REP)		Write-In Votes	
Stronach Township, Precinct I							
Polling	-	-	-	-	-	-	-
AVCB (if used)	-	-	-	-	-	-	-
Total	-	-	-	-	-	-	-
Total							
Polling	569	217	104	102	98.08%	2	1.92%
AVCB (if used)	569	0	0	0	-	0	-
Total	569	217	104	102	98.08%	2	1.92%

Statement of Votes Cast
Manistee County Michigan
Official Election Results
August 2, 2016 Primary Election

Date:08/04/16
Time:16:33:59
Page:45 of 386

	REP Arcadia Twp Trustee							
	Reg. Voters	Times Counted	Total Votes	Michael Cederholm (REP)		Greg Wisner (REP)		Write-In Votes
Jurisdiction Wide								
City of Manistee, Precinct 1								
Polling	-	-	-	-	-	-	-	-
AVCB (if used)	-	-	-	-	-	-	-	-
Total	-	-	-	-	-	-	-	-
City of Manistee, Precinct 2								
Polling	-	-	-	-	-	-	-	-
AVCB (if used)	-	-	-	-	-	-	-	-
Total	-	-	-	-	-	-	-	-
Arcadia Township, Precinct 1								
Polling	569	217	166	92	55.42%	73	43.98%	1 0.60%
AVCB (if used)	569	0	0	0	-	0	-	0
Total	569	217	166	92	55.42%	73	43.98%	1 0.60%
Bear Lake Township, Precinct 1								
Polling	-	-	-	-	-	-	-	-
AVCB (if used)	-	-	-	-	-	-	-	-
Total	-	-	-	-	-	-	-	-
Brown Township, Precinct 1								
Polling	-	-	-	-	-	-	-	-
AVCB (if used)	-	-	-	-	-	-	-	-
Total	-	-	-	-	-	-	-	-
Cleon Township, Precinct 1								
Polling	-	-	-	-	-	-	-	-
AVCB (if used)	-	-	-	-	-	-	-	-
Total	-	-	-	-	-	-	-	-
Dickson Township, Precinct 1								
Polling	-	-	-	-	-	-	-	-
AVCB (if used)	-	-	-	-	-	-	-	-
Total	-	-	-	-	-	-	-	-
Charter Township of Filer, Precinct 1								
Polling	-	-	-	-	-	-	-	-
AVCB (if used)	-	-	-	-	-	-	-	-
Total	-	-	-	-	-	-	-	-
Manistee Township, Precinct 1								
Polling	-	-	-	-	-	-	-	-
AVCB (if used)	-	-	-	-	-	-	-	-
Total	-	-	-	-	-	-	-	-
Maple Grove Township, Precinct 1								
Polling	-	-	-	-	-	-	-	-
AVCB (if used)	-	-	-	-	-	-	-	-
Total	-	-	-	-	-	-	-	-
Marilla Township, Precinct 1								
Polling	-	-	-	-	-	-	-	-
AVCB (if used)	-	-	-	-	-	-	-	-
Total	-	-	-	-	-	-	-	-
Norman Township, Precinct 1								
Polling	-	-	-	-	-	-	-	-
AVCB (if used)	-	-	-	-	-	-	-	-
Total	-	-	-	-	-	-	-	-
Onckama Township, Precinct 1								
Polling	-	-	-	-	-	-	-	-
AVCB (if used)	-	-	-	-	-	-	-	-
Total	-	-	-	-	-	-	-	-
Pleasanton Township, Precinct 1								
Polling	-	-	-	-	-	-	-	-
AVCB (if used)	-	-	-	-	-	-	-	-
Total	-	-	-	-	-	-	-	-
Springdale Township, Precinct 1								
Polling	-	-	-	-	-	-	-	-
AVCB (if used)	-	-	-	-	-	-	-	-
Total	-	-	-	-	-	-	-	-

Statement of Votes Cast
Manistee County Michigan
Official Election Results
August 2, 2016 Primary Election

Date:08/04/16
Time:16:33:59
Page:46 of 386

REP Arcadia Twp Trustee									
	Reg. Voters	Times Counted	Total Votes	Michael Cederholm (REP)		Greg Wisner (REP)		Write-In Votes	
Stronach Township, Precinct I									
Polling	-	-	-	-	-	-	-	-	-
AVCB (if used)	-	-	-	-	-	-	-	-	-
Total	-	-	-	-	-	-	-	-	-
Total									
Polling	569	217	166	92	55.42%	73	43.98%	1	0.60%
AVCB (if used)	569	0	0	0	-	0	-	0	-
Total	569	217	166	92	55.42%	73	43.98%	1	0.60%

Statement of Votes Cast
Manistee County Michigan
Official Election Results
August 2, 2016 Primary Election

Date:08/04/16
Time:16:33:59
Page:47 of 386

	REP Arcadia Park Comm			
	Reg. Voters	Times Counted	Total Votes	Write-In Votes
Jurisdiction Wide				
City of Manistee, Precinct 1				
Polling	-	-	-	-
AVCB (if used)	-	-	-	-
Total	-	-	-	-
City of Manistee, Precinct 2				
Polling	-	-	-	-
AVCB (if used)	-	-	-	-
Total	-	-	-	-
Arcadia Township, Precinct 1				
Polling	569	217	12	12 100.00%
AVCB (if used)	569	0	0	0
Total	569	217	12	12 100.00%
Bear Lake Township, Precinct 1				
Polling	-	-	-	-
AVCB (if used)	-	-	-	-
Total	-	-	-	-
Brown Township, Precinct 1				
Polling	-	-	-	-
AVCB (if used)	-	-	-	-
Total	-	-	-	-
Cleon Township, Precinct 1				
Polling	-	-	-	-
AVCB (if used)	-	-	-	-
Total	-	-	-	-
Dickson Township, Precinct 1				
Polling	-	-	-	-
AVCB (if used)	-	-	-	-
Total	-	-	-	-
Charter Township of Filer, Precinct 1				
Polling	-	-	-	-
AVCB (if used)	-	-	-	-
Total	-	-	-	-
Manistec Township, Precinct 1				
Polling	-	-	-	-
AVCB (if used)	-	-	-	-
Total	-	-	-	-
Maple Grove Township, Precinct 1				
Polling	-	-	-	-
AVCB (if used)	-	-	-	-
Total	-	-	-	-
Marilla Township, Precinct 1				
Polling	-	-	-	-
AVCB (if used)	-	-	-	-
Total	-	-	-	-
Norman Township, Precinct 1				
Polling	-	-	-	-
AVCB (if used)	-	-	-	-
Total	-	-	-	-
Onckama Township, Precinct 1				
Polling	-	-	-	-
AVCB (if used)	-	-	-	-
Total	-	-	-	-
Pleasanton Township, Precinct 1				
Polling	-	-	-	-
AVCB (if used)	-	-	-	-
Total	-	-	-	-
Springdale Township, Precinct 1				
Polling	-	-	-	-
AVCB (if used)	-	-	-	-
Total	-	-	-	-

Statement of Votes Cast
Manistee County Michigan
Official Election Results
August 2, 2016 Primary Election

Date:08/04/16
Time:16:33:59
Page:48 of 386

	REP Arcadia Park Comm			
	Reg. Voters	Times Counted	Total Votes	Write-In Votes
Stronach Township, Precinct 1				
Polling	-	-	-	-
AVCB (if used)	-	-	-	-
Total	-	-	-	-
Total				
Polling	569	217	12	12 100.00%
AVCB (if used)	569	0	0	0
Total	569	217	12	12 100.00%

Statement of Votes Cast
Manistee County Michigan
Official Election Results
August 2, 2016 Primary Election

Date:08/04/16
Time:16:33:59
Page:49 of 386

	REP Bear Lake Twp Supervisor						
	Reg. Voters	Times Counted	Total Votes	Jeff Harthun (REP)		Write-In Votes	
Jurisdiction Wide							
City of Manistee, Precinct 1							
Polling	-	-	-	-	-	-	-
AVCB (if used)	-	-	-	-	-	-	-
Total	-	-	-	-	-	-	-
City of Manistee, Precinct 2							
Polling	-	-	-	-	-	-	-
AVCB (if used)	-	-	-	-	-	-	-
Total	-	-	-	-	-	-	-
Arcadia Township, Precinct 1							
Polling	-	-	-	-	-	-	-
AVCB (if used)	-	-	-	-	-	-	-
Total	-	-	-	-	-	-	-
Bear Lake Township, Precinct 1							
Polling	1423	446	296	295	99.66%	1	0.34%
AVCB (if used)	1423	0	0	0	-	0	-
Total	1423	446	296	295	99.66%	1	0.34%
Brown Township, Precinct 1							
Polling	-	-	-	-	-	-	-
AVCB (if used)	-	-	-	-	-	-	-
Total	-	-	-	-	-	-	-
Cleon Township, Precinct 1							
Polling	-	-	-	-	-	-	-
AVCB (if used)	-	-	-	-	-	-	-
Total	-	-	-	-	-	-	-
Dickson Township, Precinct 1							
Polling	-	-	-	-	-	-	-
AVCB (if used)	-	-	-	-	-	-	-
Total	-	-	-	-	-	-	-
Charter Township of Filer, Precinct 1							
Polling	-	-	-	-	-	-	-
AVCB (if used)	-	-	-	-	-	-	-
Total	-	-	-	-	-	-	-
Manistee Township, Precinct 1							
Polling	-	-	-	-	-	-	-
AVCB (if used)	-	-	-	-	-	-	-
Total	-	-	-	-	-	-	-
Maple Grove Township, Precinct 1							
Polling	-	-	-	-	-	-	-
AVCB (if used)	-	-	-	-	-	-	-
Total	-	-	-	-	-	-	-
Marilla Township, Precinct 1							
Polling	-	-	-	-	-	-	-
AVCB (if used)	-	-	-	-	-	-	-
Total	-	-	-	-	-	-	-
Norman Township, Precinct 1							
Polling	-	-	-	-	-	-	-
AVCB (if used)	-	-	-	-	-	-	-
Total	-	-	-	-	-	-	-
Onkama Township, Precinct 1							
Polling	-	-	-	-	-	-	-
AVCB (if used)	-	-	-	-	-	-	-
Total	-	-	-	-	-	-	-
Pleasanton Township, Precinct 1							
Polling	-	-	-	-	-	-	-
AVCB (if used)	-	-	-	-	-	-	-
Total	-	-	-	-	-	-	-
Springdale Township, Precinct 1							
Polling	-	-	-	-	-	-	-
AVCB (if used)	-	-	-	-	-	-	-
Total	-	-	-	-	-	-	-

Statement of Votes Cast
Manistee County Michigan
Official Election Results
August 2, 2016 Primary Election

Date:08/04/16
Time:16:33:59
Page:50 of 386

REP Bear Lake Twp Supervisor							
	Reg. Voters	Times Counted	Total Votes	Jeff Harthun (REP)		Write-In Votes	
Stronach Township, Precinct I							
Polling	-	-	-	-	-	-	-
AVCB (if used)	-	-	-	-	-	-	-
Total	-	-	-	-	-	-	-
Total							
Polling	1423	446	296	295	99.66%	1	0.34%
AVCB (if used)	1423	0	0	0	-	0	-
Total	1423	446	296	295	99.66%	1	0.34%

Statement of Votes Cast
Manistee County Michigan
Official Election Results
August 2, 2016 Primary Election

Date:08/04/16
Time:16:33:59
Page:51 of 386

	REP Bear Lake Twp Clerk					
	Reg. Voters	Times Counted	Total Votes	Deanna Pattison (REP)	Write-In Votes	
Jurisdiction Wide						
City of Manistee, Precinct 1						
Polling	-	-	-	-	-	-
AVCB (if used)	-	-	-	-	-	-
Total	-	-	-	-	-	-
City of Manistee, Precinct 2						
Polling	-	-	-	-	-	-
AVCB (if used)	-	-	-	-	-	-
Total	-	-	-	-	-	-
Arcadia Township, Precinct 1						
Polling	-	-	-	-	-	-
AVCB (if used)	-	-	-	-	-	-
Total	-	-	-	-	-	-
Bear Lake Township, Precinct 1						
Polling	1423	446	287	286 99.65%	1	0.35%
AVCB (if used)	1423	0	0	0	0	-
Total	1423	446	287	286 99.65%	1	0.35%
Brown Township, Precinct 1						
Polling	-	-	-	-	-	-
AVCB (if used)	-	-	-	-	-	-
Total	-	-	-	-	-	-
Cleon Township, Precinct 1						
Polling	-	-	-	-	-	-
AVCB (if used)	-	-	-	-	-	-
Total	-	-	-	-	-	-
Dickson Township, Precinct 1						
Polling	-	-	-	-	-	-
AVCB (if used)	-	-	-	-	-	-
Total	-	-	-	-	-	-
Charter Township of Filer, Precinct 1						
Polling	-	-	-	-	-	-
AVCB (if used)	-	-	-	-	-	-
Total	-	-	-	-	-	-
Manistee Township, Precinct 1						
Polling	-	-	-	-	-	-
AVCB (if used)	-	-	-	-	-	-
Total	-	-	-	-	-	-
Maple Grove Township, Precinct 1						
Polling	-	-	-	-	-	-
AVCB (if used)	-	-	-	-	-	-
Total	-	-	-	-	-	-
Marilla Township, Precinct 1						
Polling	-	-	-	-	-	-
AVCB (if used)	-	-	-	-	-	-
Total	-	-	-	-	-	-
Norman Township, Precinct 1						
Polling	-	-	-	-	-	-
AVCB (if used)	-	-	-	-	-	-
Total	-	-	-	-	-	-
Oneskama Township, Precinct 1						
Polling	-	-	-	-	-	-
AVCB (if used)	-	-	-	-	-	-
Total	-	-	-	-	-	-
Pleasanton Township, Precinct 1						
Polling	-	-	-	-	-	-
AVCB (if used)	-	-	-	-	-	-
Total	-	-	-	-	-	-
Springdale Township, Precinct 1						
Polling	-	-	-	-	-	-
AVCB (if used)	-	-	-	-	-	-
Total	-	-	-	-	-	-

Statement of Votes Cast
Manistee County Michigan
Official Election Results
August 2, 2016 Primary Election

Date:08/04/16
Time:16:33:59
Page:52 of 386

	REP Bear Lake Twp Clerk						
	Reg. Voters	Times Counted	Total Votes	Deanna Pattison (REP)		Write-In Votes	
Stronach Township, Precinct 1							
Polling	-	-	-	-	-	-	-
AVCB (if used)	-	-	-	-	-	-	-
Total	-	-	-	-	-	-	-
Total							
Polling	1423	446	287	286	99.65%	1	0.35%
AVCB (if used)	1423	0	0	0	-	0	-
Total	1423	446	287	286	99.65%	1	0.35%

Date:08/04/16
Time:16:33:59
Page:53 of 386

[illegible]

Statement of Votes Cast
Manistee County Michigan
Official Election Results
August 2, 2016 Primary Election

Date:08/04/16
Time:16:33:59
Page:54 of 386

REP Bear Lake Twp Treasurer									
	Reg. Voters	Times Counted	Total Votes	Julie Griffis (REP)		Marsha Wood-Smith (REP)		Write-In Votes	
Stronach Township, Precinct 1									
Polling	-	-	-	-	-	-	-	-	-
AVCB (if used)	-	-	-	-	-	-	-	-	-
Total	-	-	-	-	-	-	-	-	-
Total									
Polling	1423	446	321	260	81.00%	61	19.00%	0	0.00%
AVCB (if used)	1423	0	0	0	-	0	-	0	-
Total	1423	446	321	260	81.00%	61	19.00%	0	0.00%

Date:08/04/16
Time:16:33:59
Page:55 of 386

[illegible]

Statement of Votes Cast
Manistee County Michigan
Official Election Results
August 2, 2016 Primary Election

Date:08/04/16
Time:16:33:59
Page:56 of 386

REP Bear Lake Twp Trustee									
	Reg. Voters	Times Counted	Total Votes	Janette May (REP)		Bill Ringel (REP)		Write-In Votes	
Stronach Township, Precinct 1									
Polling	-	-	-	-	-	-	-	-	-
AVCB (if used)	-	-	-	-	-	-	-	-	-
Total	-	-	-	-	-	-	-	-	-
Total									
Polling	1423	446	478	244	51.05%	234	48.95%	0	0.00%
AVCB (if used)	1423	0	0	0	-	0	-	0	-
Total	1423	446	478	244	51.05%	234	48.95%	0	0.00%

Statement of Votes Cast
Manistee County Michigan
Official Election Results
August 2, 2016 Primary Election

Date:08/04/16
Time:16:33:59
Page:57 of 386

	REP Brown Twp Supervisor					
	Reg. Voters	Times Counted	Total Votes	Paul Adamski (REP)	Write-In Votes	
Jurisdiction Wide						
City of Manistee, Precinct 1						
Polling	-	-	-	-	-	-
AVCB (if used)	-	-	-	-	-	-
Total	-	-	-	-	-	-
City of Manistee, Precinct 2						
Polling	-	-	-	-	-	-
AVCB (if used)	-	-	-	-	-	-
Total	-	-	-	-	-	-
Arcadia Township, Precinct 1						
Polling	-	-	-	-	-	-
AVCB (if used)	-	-	-	-	-	-
Total	-	-	-	-	-	-
Bear Lake Township, Precinct 1						
Polling	-	-	-	-	-	-
AVCB (if used)	-	-	-	-	-	-
Total	-	-	-	-	-	-
Brown Township, Precinct 1						
Polling	581	179	98	98 100.00%	0	0.00%
AVCB (if used)	581	0	0	0	0	
Total	581	179	98	98 100.00%	0	0.00%
Cleon Township, Precinct 1						
Polling	-	-	-	-	-	-
AVCB (if used)	-	-	-	-	-	-
Total	-	-	-	-	-	-
Dickson Township, Precinct 1						
Polling	-	-	-	-	-	-
AVCB (if used)	-	-	-	-	-	-
Total	-	-	-	-	-	-
Charter Township of Filer, Precinct 1						
Polling	-	-	-	-	-	-
AVCB (if used)	-	-	-	-	-	-
Total	-	-	-	-	-	-
Manistee Township, Precinct 1						
Polling	-	-	-	-	-	-
AVCB (if used)	-	-	-	-	-	-
Total	-	-	-	-	-	-
Maple Grove Township, Precinct 1						
Polling	-	-	-	-	-	-
AVCB (if used)	-	-	-	-	-	-
Total	-	-	-	-	-	-
Marilla Township, Precinct 1						
Polling	-	-	-	-	-	-
AVCB (if used)	-	-	-	-	-	-
Total	-	-	-	-	-	-
Norman Township, Precinct 1						
Polling	-	-	-	-	-	-
AVCB (if used)	-	-	-	-	-	-
Total	-	-	-	-	-	-
Onkama Township, Precinct 1						
Polling	-	-	-	-	-	-
AVCB (if used)	-	-	-	-	-	-
Total	-	-	-	-	-	-
Pleasanton Township, Precinct 1						
Polling	-	-	-	-	-	-
AVCB (if used)	-	-	-	-	-	-
Total	-	-	-	-	-	-
Springdale Township, Precinct 1						
Polling	-	-	-	-	-	-
AVCB (if used)	-	-	-	-	-	-
Total	-	-	-	-	-	-

Statement of Votes Cast
Manistee County Michigan
Official Election Results
August 2, 2016 Primary Election

Date:08/04/16
Time:16:33:59
Page:58 of 386

	REP Brown Twp Supervisor					
	Reg. Voters	Times Counted	Total Votes	Paul Adamski (REP)	Write-In Votes	
Stronach Township, Precinct 1						
Polling	-	-	-	-	-	-
AVCB (if used)	-	-	-	-	-	-
Total	-	-	-	-	-	-
Total						
Polling	581	179	98	98 100.00%	0	0.00%
AVCB (if used)	581	0	0	0 -	0	-
Total	581	179	98	98 100.00%	0	0.00%

Statement of Votes Cast
Manistee County Michigan
Official Election Results
August 2, 2016 Primary Election

Date:08/04/16
Time:16:33:59
Page:59 of 386

	REP Brown Twp Clerk			
	Reg. Voters	Times Counted	Total Votes	Write-In Votes
Jurisdiction Wide				
City of Manistee, Precinct 1				
Polling	-	-	-	-
AVCB (if used)	-	-	-	-
Total	-	-	-	-
City of Manistec, Precinct 2				
Polling	-	-	-	-
AVCB (if used)	-	-	-	-
Total	-	-	-	-
Arcadia Township, Precinct 1				
Polling	-	-	-	-
AVCB (if used)	-	-	-	-
Total	-	-	-	-
Bear Lake Township, Precinct 1				
Polling	-	-	-	-
AVCB (if used)	-	-	-	-
Total	-	-	-	-
Brown Township, Precinct 1				
Polling	581	179	3	3 100.00%
AVCB (if used)	581	0	0	0
Total	581	179	3	3 100.00%
Cleon Township, Precinct 1				
Polling	-	-	-	-
AVCB (if used)	-	-	-	-
Total	-	-	-	-
Dickson Township, Precinct 1				
Polling	-	-	-	-
AVCB (if used)	-	-	-	-
Total	-	-	-	-
Charter Township of Filer, Precinct 1				
Polling	-	-	-	-
AVCB (if used)	-	-	-	-
Total	-	-	-	-
Manistee Township, Precinct 1				
Polling	-	-	-	-
AVCB (if used)	-	-	-	-
Total	-	-	-	-
Maple Grove Township, Precinct 1				
Polling	-	-	-	-
AVCB (if used)	-	-	-	-
Total	-	-	-	-
Marilla Township, Precinct 1				
Polling	-	-	-	-
AVCB (if used)	-	-	-	-
Total	-	-	-	-
Norman Township, Precinct 1				
Polling	-	-	-	-
AVCB (if used)	-	-	-	-
Total	-	-	-	-
Onokama Township, Precinct 1				
Polling	-	-	-	-
AVCB (if used)	-	-	-	-
Total	-	-	-	-
Pleasanton Township, Precinct 1				
Polling	-	-	-	-
AVCB (if used)	-	-	-	-
Total	-	-	-	-
Springdale Township, Precinct 1				
Polling	-	-	-	-
AVCB (if used)	-	-	-	-
Total	-	-	-	-

Statement of Votes Cast
Manistee County Michigan
Official Election Results
August 2, 2016 Primary Election

Date:08/04/16
Time:16:33:59
Page:60 of 386

	REP Brown Twp Clerk			
	Reg. Voters	Times Counted	Total Votes	Write-In Votes
Stronach Township, Precinct 1				
Polling	-	-	-	-
AVCB (if used)	-	-	-	-
Total	-	-	-	-
Total				
Polling	581	179	3	3 100.00%
AVCB (if used)	581	0	0	0
Total	581	179	3	3 100.00%

Statement of Votes Cast
Manistee County Michigan
Official Election Results
August 2, 2016 Primary Election

Date:08/04/16
Time:16:33:59
Page:61 of 386

	REP Brown Twp Treasurer					
	Reg. Voters	Times Counted	Total Votes	Cheryl Schaefer (REP)	Write-In Votes	
Jurisdiction Wide						
City of Manistee, Precinct 1						
Polling	-	-	-	-	-	-
AVCB (if used)	-	-	-	-	-	-
Total	-	-	-	-	-	-
City of Manistee, Precinct 2						
Polling	-	-	-	-	-	-
AVCB (if used)	-	-	-	-	-	-
Total	-	-	-	-	-	-
Arcadia Township, Precinct 1						
Polling	-	-	-	-	-	-
AVCB (if used)	-	-	-	-	-	-
Total	-	-	-	-	-	-
Bear Lake Township, Precinct 1						
Polling	-	-	-	-	-	-
AVCB (if used)	-	-	-	-	-	-
Total	-	-	-	-	-	-
Brown Township, Precinct 1						
Polling	581	179	96	96 100.00%	0	0.00%
AVCB (if used)	581	0	0	0	0	
Total	581	179	96	96 100.00%	0	0.00%
Cleon Township, Precinct 1						
Polling	-	-	-	-	-	-
AVCB (if used)	-	-	-	-	-	-
Total	-	-	-	-	-	-
Dickson Township, Precinct 1						
Polling	-	-	-	-	-	-
AVCB (if used)	-	-	-	-	-	-
Total	-	-	-	-	-	-
Charter Township of Filer, Precinct 1						
Polling	-	-	-	-	-	-
AVCB (if used)	-	-	-	-	-	-
Total	-	-	-	-	-	-
Manistee Township, Precinct 1						
Polling	-	-	-	-	-	-
AVCB (if used)	-	-	-	-	-	-
Total	-	-	-	-	-	-
Maple Grove Township, Precinct 1						
Polling	-	-	-	-	-	-
AVCB (if used)	-	-	-	-	-	-
Total	-	-	-	-	-	-
Marilla Township, Precinct 1						
Polling	-	-	-	-	-	-
AVCB (if used)	-	-	-	-	-	-
Total	-	-	-	-	-	-
Norman Township, Precinct 1						
Polling	-	-	-	-	-	-
AVCB (if used)	-	-	-	-	-	-
Total	-	-	-	-	-	-
Onokama Township, Precinct 1						
Polling	-	-	-	-	-	-
AVCB (if used)	-	-	-	-	-	-
Total	-	-	-	-	-	-
Pleasanton Township, Precinct 1						
Polling	-	-	-	-	-	-
AVCB (if used)	-	-	-	-	-	-
Total	-	-	-	-	-	-
Springdale Township, Precinct 1						
Polling	-	-	-	-	-	-
AVCB (if used)	-	-	-	-	-	-
Total	-	-	-	-	-	-

Statement of Votes Cast
Manistee County Michigan
Official Election Results
August 2, 2016 Primary Election

Date:08/04/16
Time:16:34:00
Page:62 of 386

	REP Brown Twp Treasurer					
	Reg. Voters	Times Counted	Total Votes	Cheryl Schaefer (REP)	Write-In Votes	
Stronach Township, Precinct 1						
Polling	-	-	-	-	-	-
AVCB (if used)	-	-	-	-	-	-
Total	-	-	-	-	-	-
Total						
Polling	581	179	96	96 100.00%	0	0.00%
AVCB (if used)	581	0	0	0 -	0	-
Total	581	179	96	96 100.00%	0	0.00%

Statement of Votes Cast
Manistee County Michigan
Official Election Results
August 2, 2016 Primary Election

Date:08/04/16
Time:16:34:00
Page:63 of 386

	REP Brown Twp Trustee				
	Reg. Voters	Times Counted	Total Votes	Paul Wondolowski (REP)	Write-In Votes
Jurisdiction Wide					
City of Manistee, Precinct 1					
Polling	-	-	-	-	-
AVCB (if used)	-	-	-	-	-
Total	-	-	-	-	-
City of Manistee, Precinct 2					
Polling	-	-	-	-	-
AVCB (if used)	-	-	-	-	-
Total	-	-	-	-	-
Arcadia Township, Precinct 1					
Polling	-	-	-	-	-
AVCB (if used)	-	-	-	-	-
Total	-	-	-	-	-
Bear Lake Township, Precinct 1					
Polling	-	-	-	-	-
AVCB (if used)	-	-	-	-	-
Total	-	-	-	-	-
Brown Township, Precinct 1					
Polling	581	179	89	89 100.00%	0 0.00%
AVCB (if used)	581	0	0	0 -	0 -
Total	581	179	89	89 100.00%	0 0.00%
Cleon Township, Precinct 1					
Polling	-	-	-	-	-
AVCB (if used)	-	-	-	-	-
Total	-	-	-	-	-
Dickson Township, Precinct 1					
Polling	-	-	-	-	-
AVCB (if used)	-	-	-	-	-
Total	-	-	-	-	-
Charter Township of Filer, Precinct 1					
Polling	-	-	-	-	-
AVCB (if used)	-	-	-	-	-
Total	-	-	-	-	-
Manistee Township, Precinct 1					
Polling	-	-	-	-	-
AVCB (if used)	-	-	-	-	-
Total	-	-	-	-	-
Maple Grove Township, Precinct 1					
Polling	-	-	-	-	-
AVCB (if used)	-	-	-	-	-
Total	-	-	-	-	-
Marilla Township, Precinct 1					
Polling	-	-	-	-	-
AVCB (if used)	-	-	-	-	-
Total	-	-	-	-	-
Norman Township, Precinct 1					
Polling	-	-	-	-	-
AVCB (if used)	-	-	-	-	-
Total	-	-	-	-	-
Onokama Township, Precinct 1					
Polling	-	-	-	-	-
AVCB (if used)	-	-	-	-	-
Total	-	-	-	-	-
Pleasanton Township, Precinct 1					
Polling	-	-	-	-	-
AVCB (if used)	-	-	-	-	-
Total	-	-	-	-	-
Springdale Township, Precinct 1					
Polling	-	-	-	-	-
AVCB (if used)	-	-	-	-	-
Total	-	-	-	-	-

Statement of Votes Cast
Manistee County Michigan
Official Election Results
August 2, 2016 Primary Election

Date:08/04/16
Time:16:34:00
Page:64 of 386

REP Brown Twp Trustee							
	Reg. Voters	Times Counted	Total Votes	Paul Wondolowski (REP)	Write-In Votes		
Stronach Township, Precinct 1							
Polling	-	-	-	-	-	-	-
AVCB (if used)	-	-	-	-	-	-	-
Total	-	-	-	-	-	-	-
Total							
Polling	581	179	89	89 100.00%	0	0.00%	
AVCB (if used)	581	0	0	0 -	0		
Total	581	179	89	89 100.00%	0	0.00%	

Statement of Votes Cast
Manistee County Michigan
Official Election Results
August 2, 2016 Primary Election

Date:08/04/16
Time:16:34:00
Page:65 of 386

	REP Cleon Twp Supervisor			
	Reg. Voters	Times Counted	Total Votes	Write-In Votes
Jurisdiction Wide				
City of Manistee, Precinct 1				
Polling	-	-	-	-
AVCB (if used)	-	-	-	-
Total	-	-	-	-
City of Manistee, Precinct 2				
Polling	-	-	-	-
AVCB (if used)	-	-	-	-
Total	-	-	-	-
Arcadia Township, Precinct 1				
Polling	-	-	-	-
AVCB (if used)	-	-	-	-
Total	-	-	-	-
Bear Lake Township, Precinct 1				
Polling	-	-	-	-
AVCB (if used)	-	-	-	-
Total	-	-	-	-
Brown Township, Precinct 1				
Polling	-	-	-	-
AVCB (if used)	-	-	-	-
Total	-	-	-	-
Cleon Township, Precinct 1				
Polling	771	103	8	8 100.00%
AVCB (if used)	771	0	0	0
Total	771	103	8	8 100.00%
Dickson Township, Precinct 1				
Polling	-	-	-	-
AVCB (if used)	-	-	-	-
Total	-	-	-	-
Charter Township of Filer, Precinct 1				
Polling	-	-	-	-
AVCB (if used)	-	-	-	-
Total	-	-	-	-
Manistee Township, Precinct 1				
Polling	-	-	-	-
AVCB (if used)	-	-	-	-
Total	-	-	-	-
Maple Grove Township, Precinct 1				
Polling	-	-	-	-
AVCB (if used)	-	-	-	-
Total	-	-	-	-
Marilla Township, Precinct 1				
Polling	-	-	-	-
AVCB (if used)	-	-	-	-
Total	-	-	-	-
Norman Township, Precinct 1				
Polling	-	-	-	-
AVCB (if used)	-	-	-	-
Total	-	-	-	-
Onokama Township, Precinct 1				
Polling	-	-	-	-
AVCB (if used)	-	-	-	-
Total	-	-	-	-
Pleasanton Township, Precinct 1				
Polling	-	-	-	-
AVCB (if used)	-	-	-	-
Total	-	-	-	-
Springdale Township, Precinct 1				
Polling	-	-	-	-
AVCB (if used)	-	-	-	-
Total	-	-	-	-

Statement of Votes Cast
Manistee County Michigan
Official Election Results
August 2, 2016 Primary Election

Date:08/04/16
Time:16:34:00
Page:66 of 386

	REP Cleon Twp Supervisor			
	Reg. Voters	Times Counted	Total Votes	Write-In Votes
Stronach Township, Precinct 1				
Polling	-	-	-	-
AVCB (if used)	-	-	-	-
Total	-	-	-	-
Total				
Polling	771	103	8	8 100.00%
AVCB (if used)	771	0	0	0
Total	771	103	8	8 100.00%

Statement of Votes Cast
Manistee County Michigan
Official Election Results
August 2, 2016 Primary Election

Date:08/04/16
Time:16:34:00
Page:67 of 386

	REP Cleon Twp Clerk					
	Reg. Voters	Times Counted	Total Votes	Melisa Kalina (REP)	Write-In Votes	
Jurisdiction Wide						
City of Manistee, Precinct 1						
Polling	-	-	-	-	-	-
AVCB (if used)	-	-	-	-	-	-
Total	-	-	-	-	-	-
City of Manistee, Precinct 2						
Polling	-	-	-	-	-	-
AVCB (if used)	-	-	-	-	-	-
Total	-	-	-	-	-	-
Arcadia Township, Precinct 1						
Polling	-	-	-	-	-	-
AVCB (if used)	-	-	-	-	-	-
Total	-	-	-	-	-	-
Bear Lake Township, Precinct 1						
Polling	-	-	-	-	-	-
AVCB (if used)	-	-	-	-	-	-
Total	-	-	-	-	-	-
Brown Township, Precinct 1						
Polling	-	-	-	-	-	-
AVCB (if used)	-	-	-	-	-	-
Total	-	-	-	-	-	-
Cleon Township, Precinct 1						
Polling	771	103	47	46 97.87%	1	2.13%
AVCB (if used)	771	0	0	0	0	
Total	771	103	47	46 97.87%	1	2.13%
Dickson Township, Precinct 1						
Polling	-	-	-	-	-	-
AVCB (if used)	-	-	-	-	-	-
Total	-	-	-	-	-	-
Charter Township of Filer, Precinct 1						
Polling	-	-	-	-	-	-
AVCB (if used)	-	-	-	-	-	-
Total	-	-	-	-	-	-
Manistee Township, Precinct 1						
Polling	-	-	-	-	-	-
AVCB (if used)	-	-	-	-	-	-
Total	-	-	-	-	-	-
Maple Grove Township, Precinct 1						
Polling	-	-	-	-	-	-
AVCB (if used)	-	-	-	-	-	-
Total	-	-	-	-	-	-
Marilla Township, Precinct 1						
Polling	-	-	-	-	-	-
AVCB (if used)	-	-	-	-	-	-
Total	-	-	-	-	-	-
Norman Township, Precinct 1						
Polling	-	-	-	-	-	-
AVCB (if used)	-	-	-	-	-	-
Total	-	-	-	-	-	-
Onkama Township, Precinct 1						
Polling	-	-	-	-	-	-
AVCB (if used)	-	-	-	-	-	-
Total	-	-	-	-	-	-
Pleasanton Township, Precinct 1						
Polling	-	-	-	-	-	-
AVCB (if used)	-	-	-	-	-	-
Total	-	-	-	-	-	-
Springdale Township, Precinct 1						
Polling	-	-	-	-	-	-
AVCB (if used)	-	-	-	-	-	-
Total	-	-	-	-	-	-

Statement of Votes Cast
Manistee County Michigan
Official Election Results
August 2, 2016 Primary Election

Date:08/04/16
Time:16:34:00
Page:68 of 386

	REP Cleon Twp Clerk						
	Reg. Voters	Times Counted	Total Votes	Melisa Kalina (REP)		Write-In Votes	
Stronach Township, Precinct 1							
Polling	-	-	-	-	-	-	-
AVCB (if used)	-	-	-	-	-	-	-
Total	-	-	-	-	-	-	-
Total							
Polling	771	103	47	46	97.87%	1	2.13%
AVCB (if used)	771	0	0	0	-	0	-
Total	771	103	47	46	97.87%	1	2.13%

Statement of Votes Cast
Manistee County Michigan
Official Election Results
August 2, 2016 Primary Election

Date:08/04/16
Time:16:34:00
Page:69 of 386

	REP Cleon Twp Treasurer						
	Reg. Voters	Times Counted	Total Votes	Linda S. Cudacy (REP)		Write-In Votes	
Jurisdiction Wide							
City of Manistec, Precinct 1							
Polling	-	-	-	-	-	-	-
AVCB (if used)	-	-	-	-	-	-	-
Total	-	-	-	-	-	-	-
City of Manistec, Precinct 2							
Polling	-	-	-	-	-	-	-
AVCB (if used)	-	-	-	-	-	-	-
Total	-	-	-	-	-	-	-
Arcadia Township, Precinct 1							
Polling	-	-	-	-	-	-	-
AVCB (if used)	-	-	-	-	-	-	-
Total	-	-	-	-	-	-	-
Bear Lake Township, Precinct 1							
Polling	-	-	-	-	-	-	-
AVCB (if used)	-	-	-	-	-	-	-
Total	-	-	-	-	-	-	-
Brown Township, Precinct 1							
Polling	-	-	-	-	-	-	-
AVCB (if used)	-	-	-	-	-	-	-
Total	-	-	-	-	-	-	-
Cleon Township, Precinct 1							
Polling	771	103	50	49	98.00%	1	2.00%
AVCB (if used)	771	0	0	0	-	0	-
Total	771	103	50	49	98.00%	1	2.00%
Dickson Township, Precinct 1							
Polling	-	-	-	-	-	-	-
AVCB (if used)	-	-	-	-	-	-	-
Total	-	-	-	-	-	-	-
Charter Township of Filer, Precinct 1							
Polling	-	-	-	-	-	-	-
AVCB (if used)	-	-	-	-	-	-	-
Total	-	-	-	-	-	-	-
Manistee Township, Precinct 1							
Polling	-	-	-	-	-	-	-
AVCB (if used)	-	-	-	-	-	-	-
Total	-	-	-	-	-	-	-
Maple Grove Township, Precinct 1							
Polling	-	-	-	-	-	-	-
AVCB (if used)	-	-	-	-	-	-	-
Total	-	-	-	-	-	-	-
Marilla Township, Precinct 1							
Polling	-	-	-	-	-	-	-
AVCB (if used)	-	-	-	-	-	-	-
Total	-	-	-	-	-	-	-
Norran Township, Precinct 1							
Polling	-	-	-	-	-	-	-
AVCB (if used)	-	-	-	-	-	-	-
Total	-	-	-	-	-	-	-
Onkama Township, Precinct 1							
Polling	-	-	-	-	-	-	-
AVCB (if used)	-	-	-	-	-	-	-
Total	-	-	-	-	-	-	-
Pleasanton Township, Precinct 1							
Polling	-	-	-	-	-	-	-
AVCB (if used)	-	-	-	-	-	-	-
Total	-	-	-	-	-	-	-
Springdale Township, Precinct 1							
Polling	-	-	-	-	-	-	-
AVCB (if used)	-	-	-	-	-	-	-
Total	-	-	-	-	-	-	-

Statement of Votes Cast
Manistee County Michigan
Official Election Results
August 2, 2016 Primary Election

Date:08/04/16
Time:16:34:00
Page:70 of 386

	REP Cleon Twp Treasurer						
	Reg. Voters	Times Counted	Total Votes	Linda S. Cudney (REP)	Write-In Votes		
Stronach Township, Precinct 1							
Polling	-	-	-	-	-	-	-
AVCB (if used)	-	-	-	-	-	-	-
Total	-	-	-	-	-	-	-
Total							
Polling	771	103	50	49 98.00%	1	2.00%	
AVCB (if used)	771	0	0	0	0		
Total	771	103	50	49 98.00%	1	2.00%	

Statement of Votes Cast
Manistee County Michigan
Official Election Results
August 2, 2016 Primary Election

Date:08/04/16
Time:16:34:00
Page:71 of 386

	REP Cleon Twp Trustee						
	Reg. Voters	Times Counted	Total Votes	Gary L. Porter (REP)		Write-In Votes	
Jurisdiction Wide							
City of Manistee, Precinct 1							
Polling	-	-	-	-	-	-	-
AVCB (if used)	-	-	-	-	-	-	-
Total	-	-	-	-	-	-	-
City of Manistee, Precinct 2							
Polling	-	-	-	-	-	-	-
AVCB (if used)	-	-	-	-	-	-	-
Total	-	-	-	-	-	-	-
Arcadia Township, Precinct 1							
Polling	-	-	-	-	-	-	-
AVCB (if used)	-	-	-	-	-	-	-
Total	-	-	-	-	-	-	-
Bear Lake Township, Precinct 1							
Polling	-	-	-	-	-	-	-
AVCB (if used)	-	-	-	-	-	-	-
Total	-	-	-	-	-	-	-
Brown Township, Precinct 1							
Polling	-	-	-	-	-	-	-
AVCB (if used)	-	-	-	-	-	-	-
Total	-	-	-	-	-	-	-
Cleon Township, Precinct 1							
Polling	771	103	44	42	95.45%	2	4.55%
AVCB (if used)	771	0	0	0	-	0	-
Total	771	103	44	42	95.45%	2	4.55%
Dickson Township, Precinct 1							
Polling	-	-	-	-	-	-	-
AVCB (if used)	-	-	-	-	-	-	-
Total	-	-	-	-	-	-	-
Charter Township of Filer, Precinct 1							
Polling	-	-	-	-	-	-	-
AVCB (if used)	-	-	-	-	-	-	-
Total	-	-	-	-	-	-	-
Manistee Township, Precinct 1							
Polling	-	-	-	-	-	-	-
AVCB (if used)	-	-	-	-	-	-	-
Total	-	-	-	-	-	-	-
Maple Grove Township, Precinct 1							
Polling	-	-	-	-	-	-	-
AVCB (if used)	-	-	-	-	-	-	-
Total	-	-	-	-	-	-	-
Marilla Township, Precinct 1							
Polling	-	-	-	-	-	-	-
AVCB (if used)	-	-	-	-	-	-	-
Total	-	-	-	-	-	-	-
Norman Township, Precinct 1							
Polling	-	-	-	-	-	-	-
AVCB (if used)	-	-	-	-	-	-	-
Total	-	-	-	-	-	-	-
Onckama Township, Precinct 1							
Polling	-	-	-	-	-	-	-
AVCB (if used)	-	-	-	-	-	-	-
Total	-	-	-	-	-	-	-
Pleasanton Township, Precinct 1							
Polling	-	-	-	-	-	-	-
AVCB (if used)	-	-	-	-	-	-	-
Total	-	-	-	-	-	-	-
Springdale Township, Precinct 1							
Polling	-	-	-	-	-	-	-
AVCB (if used)	-	-	-	-	-	-	-
Total	-	-	-	-	-	-	-

Statement of Votes Cast
Manistee County Michigan
Official Election Results
August 2, 2016 Primary Election

Date:08/04/16
Time:16:34:00
Page:72 of 386

	REP Cleon Twp Trustee						
	Reg. Voters	Times Counted	Total Votes	Gary L. Porter (REP)		Write-In Votes	
Stronach Township, Precinct 1							
Polling	-	-	-	-	-	-	-
AVCB (if used)	-	-	-	-	-	-	-
Total	-	-	-	-	-	-	-
Total							
Polling	771	103	44	42	95.45%	2	4.55%
AVCB (if used)	771	0	0	0	-	0	-
Total	771	103	44	42	95.45%	2	4.55%

Statement of Votes Cast
Manistee County Michigan
Official Election Results
August 2, 2016 Primary Election

Date:08/04/16
Time:16:34:00
Page:73 of 386

	REP Dickson Twp Supervisor					
	Reg. Voters	Times Counted	Total Votes	Sharon Buning (REP)	Write-In Votes	
Jurisdiction Wide						
City of Manistee, Precinct 1						
Polling	-	-	-	-	-	-
AVCB (if used)	-	-	-	-	-	-
Total	-	-	-	-	-	-
City of Manistee, Precinct 2						
Polling	-	-	-	-	-	-
AVCB (if used)	-	-	-	-	-	-
Total	-	-	-	-	-	-
Arcadia Township, Precinct 1						
Polling	-	-	-	-	-	-
AVCB (if used)	-	-	-	-	-	-
Total	-	-	-	-	-	-
Bear Lake Township, Precinct 1						
Polling	-	-	-	-	-	-
AVCB (if used)	-	-	-	-	-	-
Total	-	-	-	-	-	-
Brown Township, Precinct 1						
Polling	-	-	-	-	-	-
AVCB (if used)	-	-	-	-	-	-
Total	-	-	-	-	-	-
Cleon Township, Precinct 1						
Polling	-	-	-	-	-	-
AVCB (if used)	-	-	-	-	-	-
Total	-	-	-	-	-	-
Dickson Township, Precinct 1						
Polling	758	196	91	91 100.00%	0	0.00%
AVCB (if used)	758	0	0	0	0	-
Total	758	196	91	91 100.00%	0	0.00%
Charter Township of Filer, Precinct 1						
Polling	-	-	-	-	-	-
AVCB (if used)	-	-	-	-	-	-
Total	-	-	-	-	-	-
Manistee Township, Precinct 1						
Polling	-	-	-	-	-	-
AVCB (if used)	-	-	-	-	-	-
Total	-	-	-	-	-	-
Maple Grove Township, Precinct 1						
Polling	-	-	-	-	-	-
AVCB (if used)	-	-	-	-	-	-
Total	-	-	-	-	-	-
Marilla Township, Precinct 1						
Polling	-	-	-	-	-	-
AVCB (if used)	-	-	-	-	-	-
Total	-	-	-	-	-	-
Norman Township, Precinct 1						
Polling	-	-	-	-	-	-
AVCB (if used)	-	-	-	-	-	-
Total	-	-	-	-	-	-
Onckama Township, Precinct 1						
Polling	-	-	-	-	-	-
AVCB (if used)	-	-	-	-	-	-
Total	-	-	-	-	-	-
Pleasanton Township, Precinct 1						
Polling	-	-	-	-	-	-
AVCB (if used)	-	-	-	-	-	-
Total	-	-	-	-	-	-
Springdale Township, Precinct 1						
Polling	-	-	-	-	-	-
AVCB (if used)	-	-	-	-	-	-
Total	-	-	-	-	-	-

Statement of Votes Cast
Manistee County Michigan
Official Election Results
August 2, 2016 Primary Election

Date:08/04/16
Time:16:34:00
Page:74 of 386

	REP Dickson Twp Supervisor					
	Reg. Voters	Times Counted	Total Votes	Sharon Buning (REP)	Write-In Votes	
Stronach Township, Precinct 1						
Polling	-	-	-	-	-	-
AVCB (if used)	-	-	-	-	-	-
Total	-	-	-	-	-	-
Polling	758	196	91	91 100.00%	0	0.00%
AVCB (if used)	758	0	0	0	0	-
Total	758	196	91	91 100.00%	0	0.00%

Statement of Votes Cast
Manistee County Michigan
Official Election Results
August 2, 2016 Primary Election

Date:08/04/16
Time:16:34:00
Page:75 of 386

	REP Dickson Twp Clerk					
	Reg. Voters	Times Counted	Total Votes	Wendy Maier (REP)	Write-In Votes	
Jurisdiction Wide						
City of Manistee, Precinct 1						
Polling	-	-	-	-	-	-
AVCB (if used)	-	-	-	-	-	-
Total	-	-	-	-	-	-
City of Manistee, Precinct 2						
Polling	-	-	-	-	-	-
AVCB (if used)	-	-	-	-	-	-
Total	-	-	-	-	-	-
Arcadia Township, Precinct 1						
Polling	-	-	-	-	-	-
AVCB (if used)	-	-	-	-	-	-
Total	-	-	-	-	-	-
Bear Lake Township, Precinct 1						
Polling	-	-	-	-	-	-
AVCB (if used)	-	-	-	-	-	-
Total	-	-	-	-	-	-
Brown Township, Precinct 1						
Polling	-	-	-	-	-	-
AVCB (if used)	-	-	-	-	-	-
Total	-	-	-	-	-	-
Clcon Township, Precinct 1						
Polling	-	-	-	-	-	-
AVCB (if used)	-	-	-	-	-	-
Total	-	-	-	-	-	-
Dickson Township, Precinct 1						
Polling	758	196	88	87 98.86%	1 1.14%	
AVCB (if used)	758	0	0	0	0	
Total	758	196	88	87 98.86%	1 1.14%	
Charter Township of Filer, Precinct 1						
Polling	-	-	-	-	-	-
AVCB (if used)	-	-	-	-	-	-
Total	-	-	-	-	-	-
Manistee Township, Precinct 1						
Polling	-	-	-	-	-	-
AVCB (if used)	-	-	-	-	-	-
Total	-	-	-	-	-	-
Maple Grove Township, Precinct 1						
Polling	-	-	-	-	-	-
AVCB (if used)	-	-	-	-	-	-
Total	-	-	-	-	-	-
Marilla Township, Precinct 1						
Polling	-	-	-	-	-	-
AVCB (if used)	-	-	-	-	-	-
Total	-	-	-	-	-	-
Norman Township, Precinct 1						
Polling	-	-	-	-	-	-
AVCB (if used)	-	-	-	-	-	-
Total	-	-	-	-	-	-
Onckama Township, Precinct 1						
Polling	-	-	-	-	-	-
AVCB (if used)	-	-	-	-	-	-
Total	-	-	-	-	-	-
Pleasanton Township, Precinct 1						
Polling	-	-	-	-	-	-
AVCB (if used)	-	-	-	-	-	-
Total	-	-	-	-	-	-
Springdale Township, Precinct 1						
Polling	-	-	-	-	-	-
AVCB (if used)	-	-	-	-	-	-
Total	-	-	-	-	-	-

Statement of Votes Cast
Manistee County Michigan
Official Election Results
August 2, 2016 Primary Election

Date:08/04/16
Time:16:34:00
Page:76 of 386

REP Dickson Twp Clerk							
	Reg. Voters	Times Counted	Total Votes	Wendy Maier (REP)		Write-In Votes	
Stronach Township, Precinct 1							
Polling	-	-	-	-	-	-	-
AVCB (if used)	-	-	-	-	-	-	-
Total	-	-	-	-	-	-	-
Total							
Polling	758	196	88	87	98.86%	1	1.14%
AVCB (if used)	758	0	0	0	-	0	-
Total	758	196	88	87	98.86%	1	1.14%

Statement of Votes Cast
Manistee County Michigan
Official Election Results
August 2, 2016 Primary Election

Date:08/04/16
Time:16:34:00
Page:77 of 386

	REP Dickson Twp Treasurer						
	Reg. Voters	Times Counted	Total Votes	Bertha E. Asiala (REP)	Write-In Votes		
Jurisdiction Wide							
City of Manistee, Precinct 1							
Polling	-	-	-	-	-	-	-
AVCB (if used)	-	-	-	-	-	-	-
Total	-	-	-	-	-	-	-
City of Manistee, Precinct 2							
Polling	-	-	-	-	-	-	-
AVCB (if used)	-	-	-	-	-	-	-
Total	-	-	-	-	-	-	-
Arcadia Township, Precinct 1							
Polling	-	-	-	-	-	-	-
AVCB (if used)	-	-	-	-	-	-	-
Total	-	-	-	-	-	-	-
Bear Lake Township, Precinct 1							
Polling	-	-	-	-	-	-	-
AVCB (if used)	-	-	-	-	-	-	-
Total	-	-	-	-	-	-	-
Brown Township, Precinct 1							
Polling	-	-	-	-	-	-	-
AVCB (if used)	-	-	-	-	-	-	-
Total	-	-	-	-	-	-	-
Cleon Township, Precinct 1							
Polling	-	-	-	-	-	-	-
AVCB (if used)	-	-	-	-	-	-	-
Total	-	-	-	-	-	-	-
Dickson Township, Precinct 1							
Polling	758	196	90	90 100.00%	0	0.00%	-
AVCB (if used)	758	0	0	0 -	0	-	-
Total	758	196	90	90 100.00%	0	0.00%	-
Charter Township of Filcr, Precinct 1							
Polling	-	-	-	-	-	-	-
AVCB (if used)	-	-	-	-	-	-	-
Total	-	-	-	-	-	-	-
Manistee Township, Precinct 1							
Polling	-	-	-	-	-	-	-
AVCB (if used)	-	-	-	-	-	-	-
Total	-	-	-	-	-	-	-
Maple Grove Township, Precinct 1							
Polling	-	-	-	-	-	-	-
AVCB (if used)	-	-	-	-	-	-	-
Total	-	-	-	-	-	-	-
Marilla Township, Precinct 1							
Polling	-	-	-	-	-	-	-
AVCB (if used)	-	-	-	-	-	-	-
Total	-	-	-	-	-	-	-
Norman Township, Precinct 1							
Polling	-	-	-	-	-	-	-
AVCB (if used)	-	-	-	-	-	-	-
Total	-	-	-	-	-	-	-
Onkama Township, Precinct 1							
Polling	-	-	-	-	-	-	-
AVCB (if used)	-	-	-	-	-	-	-
Total	-	-	-	-	-	-	-
Pleasanton Township, Precinct 1							
Polling	-	-	-	-	-	-	-
AVCB (if used)	-	-	-	-	-	-	-
Total	-	-	-	-	-	-	-
Springdale Township, Precinct 1							
Polling	-	-	-	-	-	-	-
AVCB (if used)	-	-	-	-	-	-	-
Total	-	-	-	-	-	-	-

Statement of Votes Cast
Manistee County Michigan
Official Election Results
August 2, 2016 Primary Election

Date:08/04/16
Time:16:34:00
Page:78 of 386

REP Dickson Twp Treasurer							
	Reg. Voters	Times Counted	Total Votes	Bertha E. Asiala (REP)	Write-In Votes		
Stronach Township, Precinct 1							
Polling	-	-	-	-	-	-	-
AVCB (if used)	-	-	-	-	-	-	-
Total	-	-	-	-	-	-	-
Total							
Polling	758	196	90	90 100.00%	0	0.00%	
AVCB (if used)	758	0	0	0 -	0	-	
Total	758	196	90	90 100.00%	0	0.00%	

Statement of Votes Cast
Manistee County Michigan
Official Election Results
August 2, 2016 Primary Election

Date:08/04/16

Time:16:34:00

Page:79 of 386

	REP Dickson Twp Trustee					
	Reg. Voters	Times Counted	Total Votes	Koreen MacNeil (REP)	Write-In Votes	
Jurisdiction Wide						
City of Manistee, Precinct 1						
Polling	-	-	-	-	-	-
AVCB (if used)	-	-	-	-	-	-
Total	-	-	-	-	-	-
City of Manistee, Precinct 2						
Polling	-	-	-	-	-	-
AVCB (if used)	-	-	-	-	-	-
Total	-	-	-	-	-	-
Arcadia Township, Precinct 1						
Polling	-	-	-	-	-	-
AVCB (if used)	-	-	-	-	-	-
Total	-	-	-	-	-	-
Bear Lake Township, Precinct 1						
Polling	-	-	-	-	-	-
AVCB (if used)	-	-	-	-	-	-
Total	-	-	-	-	-	-
Brown Township, Precinct 1						
Polling	-	-	-	-	-	-
AVCB (if used)	-	-	-	-	-	-
Total	-	-	-	-	-	-
Cleon Township, Precinct 1						
Polling	-	-	-	-	-	-
AVCB (if used)	-	-	-	-	-	-
Total	-	-	-	-	-	-
Dickson Township, Precinct 1						
Polling	758	196	85	85 100.00%	0	0.00%
AVCB (if used)	758	0	0	0	0	-
Total	758	196	85	85 100.00%	0	0.00%
Charter Township of Filer, Precinct 1						
Polling	-	-	-	-	-	-
AVCB (if used)	-	-	-	-	-	-
Total	-	-	-	-	-	-
Manistee Township, Precinct 1						
Polling	-	-	-	-	-	-
AVCB (if used)	-	-	-	-	-	-
Total	-	-	-	-	-	-
Maple Grove Township, Precinct 1						
Polling	-	-	-	-	-	-
AVCB (if used)	-	-	-	-	-	-
Total	-	-	-	-	-	-
Marilla Township, Precinct 1						
Polling	-	-	-	-	-	-
AVCB (if used)	-	-	-	-	-	-
Total	-	-	-	-	-	-
Norman Township, Precinct 1						
Polling	-	-	-	-	-	-
AVCB (if used)	-	-	-	-	-	-
Total	-	-	-	-	-	-
Oneskama Township, Precinct 1						
Polling	-	-	-	-	-	-
AVCB (if used)	-	-	-	-	-	-
Total	-	-	-	-	-	-
Pleasanton Township, Precinct 1						
Polling	-	-	-	-	-	-
AVCB (if used)	-	-	-	-	-	-
Total	-	-	-	-	-	-
Springdale Township, Precinct 1						
Polling	-	-	-	-	-	-
AVCB (if used)	-	-	-	-	-	-
Total	-	-	-	-	-	-

Statement of Votes Cast
Manistee County Michigan
Official Election Results
August 2, 2016 Primary Election

Date:08/04/16
Time:16:34:00
Page:80 of 386

REP Dickson Twp Trustee							
	Reg. Voters	Times Counted	Total Votes	Koreen MacNeil (REP)		Write-In Votes	
Stronach Township, Precinct 1							
Polling	-	-	-	-	-	-	-
AVCB (if used)	-	-	-	-	-	-	-
Total	-	-	-	-	-	-	-
Total							
Polling	758	196	85	85	100.00%	0	0.00%
AVCB (if used)	758	0	0	0	-	0	-
Total	758	196	85	85	100.00%	0	0.00%

Statement of Votes Cast
Manistee County Michigan
Official Election Results
August 2, 2016 Primary Election

Date:08/04/16
Time:16:34:00
Page:81 of 386

	REP Filer Twp Supervisor			
	Reg. Voters	Times Counted	Total Votes	Write-In Votes
Jurisdiction Wide				
City of Manistee, Precinct 1				
Polling	-	-	-	-
AVCB (if used)	-	-	-	-
Total	-	-	-	-
City of Manistee, Precinct 2				
Polling	-	-	-	-
AVCB (if used)	-	-	-	-
Total	-	-	-	-
Arcadia Township, Precinct 1				
Polling	-	-	-	-
AVCB (if used)	-	-	-	-
Total	-	-	-	-
Bear Lake Township, Precinct 1				
Polling	-	-	-	-
AVCB (if used)	-	-	-	-
Total	-	-	-	-
Brown Township, Precinct 1				
Polling	-	-	-	-
AVCB (if used)	-	-	-	-
Total	-	-	-	-
Cleon Township, Precinct 1				
Polling	-	-	-	-
AVCB (if used)	-	-	-	-
Total	-	-	-	-
Dickson Township, Precinct 1				
Polling	-	-	-	-
AVCB (if used)	-	-	-	-
Total	-	-	-	-
Charter Township of Filer, Precinct 1				
Polling	1960	740	13	13 100.00%
AVCB (if used)	1960	0	0	0
Total	1960	740	13	13 100.00%
Manistee Township, Precinct 1				
Polling	-	-	-	-
AVCB (if used)	-	-	-	-
Total	-	-	-	-
Maple Grove Township, Precinct 1				
Polling	-	-	-	-
AVCB (if used)	-	-	-	-
Total	-	-	-	-
Marilla Township, Precinct 1				
Polling	-	-	-	-
AVCB (if used)	-	-	-	-
Total	-	-	-	-
Norman Township, Precinct 1				
Polling	-	-	-	-
AVCB (if used)	-	-	-	-
Total	-	-	-	-
Onckama Township, Precinct 1				
Polling	-	-	-	-
AVCB (if used)	-	-	-	-
Total	-	-	-	-
Pleasanton Township, Precinct 1				
Polling	-	-	-	-
AVCB (if used)	-	-	-	-
Total	-	-	-	-
Springdale Township, Precinct 1				
Polling	-	-	-	-
AVCB (if used)	-	-	-	-
Total	-	-	-	-

Statement of Votes Cast
Manistee County Michigan
Official Election Results
August 2, 2016 Primary Election

Date:08/04/16
Time:16:34:00
Page:82 of 386

	REP Filer Twp Supervisor			
	Reg. Voters	Times Counted	Total Votes	Write-In Votes
Stronach Township, Precinct I				
Polling	-	-	-	-
AVCB (if used)	-	-	-	-
Total	-	-	-	-
Total				
Polling	1960	740	13	13 100.00%
AVCB (if used)	1960	0	0	0 -
Total	1960	740	13	13 100.00%

Statement of Votes Cast
Manistee County Michigan
Official Election Results
August 2, 2016 Primary Election

Date:08/04/16
Time:16:34:00
Page:83 of 386

	REP Filer Twp Clerk					
	Reg. Voters	Times Counted	Total Votes	Kathy L. Gutowski (REP)	Write-In Votes	
Jurisdiction Wide						
City of Manistec, Precinct 1						
Polling	-	-	-	-	-	-
AVCB (if used)	-	-	-	-	-	-
Total	-	-	-	-	-	-
City of Manistec, Precinct 2						
Polling	-	-	-	-	-	-
AVCB (if used)	-	-	-	-	-	-
Total	-	-	-	-	-	-
Arcadia Township, Precinct 1						
Polling	-	-	-	-	-	-
AVCB (if used)	-	-	-	-	-	-
Total	-	-	-	-	-	-
Bear Lake Township, Precinct 1						
Polling	-	-	-	-	-	-
AVCB (if used)	-	-	-	-	-	-
Total	-	-	-	-	-	-
Brown Township, Precinct 1						
Polling	-	-	-	-	-	-
AVCB (if used)	-	-	-	-	-	-
Total	-	-	-	-	-	-
Clcon Township, Precinct 1						
Polling	-	-	-	-	-	-
AVCB (if used)	-	-	-	-	-	-
Total	-	-	-	-	-	-
Dickson Township, Precinct 1						
Polling	-	-	-	-	-	-
AVCB (if used)	-	-	-	-	-	-
Total	-	-	-	-	-	-
Charter Township of Filer, Precinct 1						
Polling	1960	740	274	270 98.54%	4	1.46%
AVCB (if used)	1960	0	0	0	0	-
Total	1960	740	274	270 98.54%	4	1.46%
Manistee Township, Precinct 1						
Polling	-	-	-	-	-	-
AVCB (if used)	-	-	-	-	-	-
Total	-	-	-	-	-	-
Maple Grove Township, Precinct 1						
Polling	-	-	-	-	-	-
AVCB (if used)	-	-	-	-	-	-
Total	-	-	-	-	-	-
Marilla Township, Precinct 1						
Polling	-	-	-	-	-	-
AVCB (if used)	-	-	-	-	-	-
Total	-	-	-	-	-	-
Norman Township, Precinct 1						
Polling	-	-	-	-	-	-
AVCB (if used)	-	-	-	-	-	-
Total	-	-	-	-	-	-
Onkama Township, Precinct 1						
Polling	-	-	-	-	-	-
AVCB (if used)	-	-	-	-	-	-
Total	-	-	-	-	-	-
Picasanton Township, Precinct 1						
Polling	-	-	-	-	-	-
AVCB (if used)	-	-	-	-	-	-
Total	-	-	-	-	-	-
Springdale Township, Precinct 1						
Polling	-	-	-	-	-	-
AVCB (if used)	-	-	-	-	-	-
Total	-	-	-	-	-	-

Statement of Votes Cast
Manistee County Michigan
Official Election Results
August 2, 2016 Primary Election

Date:08/04/16
Time:16:34:00
Page:84 of 386

	REP Filer Twp Clerk					
	Reg. Voters	Times Counted	Total Votes	Kathy L. Gutowski (REP)	Write-In Votes	
Stronach Township, Precinct 1						
Polling	-	-	-	-	-	-
AVCB (if used)	-	-	-	-	-	-
Total	-	-	-	-	-	-
Total						
Polling	1960	740	274	270 98.54%	4	1.46%
AVCB (if used)	1960	0	0	0 -	0	-
Total	1960	740	274	270 98.54%	4	1.46%

Statement of Votes Cast
Manistee County Michigan
Official Election Results
August 2, 2016 Primary Election

Date:08/04/16
Time:16:34:00
Page:85 of 386

	REP Filer Twp Treasurer						
	Reg. Voters	Times Counted	Total Votes	Thomas G. Stege (REP)		Write-In Votes	
Jurisdiction Wide							
City of Manistee, Precinct 1							
Polling	-	-	-	-	-	-	-
AVCB (if used)	-	-	-	-	-	-	-
Total	-	-	-	-	-	-	-
City of Manistee, Precinct 2							
Polling	-	-	-	-	-	-	-
AVCB (if used)	-	-	-	-	-	-	-
Total	-	-	-	-	-	-	-
Arcadia Township, Precinct 1							
Polling	-	-	-	-	-	-	-
AVCB (if used)	-	-	-	-	-	-	-
Total	-	-	-	-	-	-	-
Bear Lake Township, Precinct 1							
Polling	-	-	-	-	-	-	-
AVCB (if used)	-	-	-	-	-	-	-
Total	-	-	-	-	-	-	-
Brown Township, Precinct 1							
Polling	-	-	-	-	-	-	-
AVCB (if used)	-	-	-	-	-	-	-
Total	-	-	-	-	-	-	-
Clecon Township, Precinct 1							
Polling	-	-	-	-	-	-	-
AVCB (if used)	-	-	-	-	-	-	-
Total	-	-	-	-	-	-	-
Dickson Township, Precinct 1							
Polling	-	-	-	-	-	-	-
AVCB (if used)	-	-	-	-	-	-	-
Total	-	-	-	-	-	-	-
Charter Township of Filer, Precinct 1							
Polling	1960	740	264	259	98.11%	5	1.89%
AVCB (if used)	1960	0	0	0	-	0	-
Total	1960	740	264	259	98.11%	5	1.89%
Manistee Township, Precinct 1							
Polling	-	-	-	-	-	-	-
AVCB (if used)	-	-	-	-	-	-	-
Total	-	-	-	-	-	-	-
Maple Grove Township, Precinct 1							
Polling	-	-	-	-	-	-	-
AVCB (if used)	-	-	-	-	-	-	-
Total	-	-	-	-	-	-	-
Marilla Township, Precinct 1							
Polling	-	-	-	-	-	-	-
AVCB (if used)	-	-	-	-	-	-	-
Total	-	-	-	-	-	-	-
Norman Township, Precinct 1							
Polling	-	-	-	-	-	-	-
AVCB (if used)	-	-	-	-	-	-	-
Total	-	-	-	-	-	-	-
Onckama Township, Precinct 1							
Polling	-	-	-	-	-	-	-
AVCB (if used)	-	-	-	-	-	-	-
Total	-	-	-	-	-	-	-
Pleasanton Township, Precinct 1							
Polling	-	-	-	-	-	-	-
AVCB (if used)	-	-	-	-	-	-	-
Total	-	-	-	-	-	-	-
Springdale Township, Precinct 1							
Polling	-	-	-	-	-	-	-
AVCB (if used)	-	-	-	-	-	-	-
Total	-	-	-	-	-	-	-

Statement of Votes Cast
Manistee County Michigan
Official Election Results
August 2, 2016 Primary Election

Date:08/04/16
Time:16:34:00
Page:86 of 386

	REP Filer Twp Treasurer					
	Reg. Voters	Times Counted	Total Votes	Thomas G. Stege (REP)	Write-In Votes	
Stronach Township, Precinct 1						
Polling	-	-	-	-	-	-
AVCB (if used)	-	-	-	-	-	-
Total	-	-	-	-	-	-
Total						
Polling	1960	740	264	259 98.11%	5	1.89%
AVCB (if used)	1960	0	0	0 -	0	-
Total	1960	740	264	259 98.11%	5	1.89%

Date:08/04/16
Time:16:34:00
Page:87 of 386

[illegible]

Statement of Votes Cast
Manistee County Michigan
Official Election Results
August 2, 2016 Primary Election

Date:08/04/16
Time:16:34:00
Page:88 of 386

REP Filer Twp Trustec

	Reg. Voters	Times Counted	Total Votes	Shirley A. Ball (REP)		Dale Kolanowski (REP)		Dean H. Kruse (REP)	
Stronach Township, Precinct 1									
Polling	-	-	-	-	-	-	-	-	-
AVCB (if used)	-	-	-	-	-	-	-	-	-
Total	-	-	-	-	-	-	-	-	-
Total									
Polling	1960	740	674	225	33.38%	233	34.57%	212	31.45%
AVCB (if used)	1960	0	0	0	-	0	-	0	-
Total	1960	740	674	225	33.38%	233	34.57%	212	31.45%

Statement of Votes Cast
Manistee County Michigan
Official Election Results
August 2, 2016 Primary Election

Date: 08/04/16
Time: 16:34:00
Page: 89 of 386

	REP Filer Twp Trustee		REP Manistee Twp Supervisor				
	Write-In Votes	Reg. Voters	Times Counted	Total Votes	Dennis R. Bjorkquist (REP)	Write-In Votes	
Jurisdiction Wide							
City of Manistee, Precinct 1							
Polling	-	-	-	-	-	-	-
AVCB (if used)	-	-	-	-	-	-	-
Total	-	-	-	-	-	-	-
City of Manistee, Precinct 2							
Polling	-	-	-	-	-	-	-
AVCB (if used)	-	-	-	-	-	-	-
Total	-	-	-	-	-	-	-
Arcadia Township, Precinct 1							
Polling	-	-	-	-	-	-	-
AVCB (if used)	-	-	-	-	-	-	-
Total	-	-	-	-	-	-	-
Bear Lake Township, Precinct 1							
Polling	-	-	-	-	-	-	-
AVCB (if used)	-	-	-	-	-	-	-
Total	-	-	-	-	-	-	-
Brown Township, Precinct 1							
Polling	-	-	-	-	-	-	-
AVCB (if used)	-	-	-	-	-	-	-
Total	-	-	-	-	-	-	-
Cleon Township, Precinct 1							
Polling	-	-	-	-	-	-	-
AVCB (if used)	-	-	-	-	-	-	-
Total	-	-	-	-	-	-	-
Dickson Township, Precinct 1							
Polling	-	-	-	-	-	-	-
AVCB (if used)	-	-	-	-	-	-	-
Total	-	-	-	-	-	-	-
Charter Township of Filer, Precinct 1							
Polling	4 0.59%	-	-	-	-	-	-
AVCB (if used)	0	-	-	-	-	-	-
Total	4 0.59%	-	-	-	-	-	-
Manistee Township, Precinct 1							
Polling	-	2582	509	302	302 100.00%	0 0.00%	
AVCB (if used)	-	2582	328	156	155 99.36%	1 0.64%	
Total	-	2582	837	458	457 99.78%	1 0.22%	
Maple Grove Township, Precinct 1							
Polling	-	-	-	-	-	-	-
AVCB (if used)	-	-	-	-	-	-	-
Total	-	-	-	-	-	-	-
Marilla Township, Precinct 1							
Polling	-	-	-	-	-	-	-
AVCB (if used)	-	-	-	-	-	-	-
Total	-	-	-	-	-	-	-
Norman Township, Precinct 1							
Polling	-	-	-	-	-	-	-
AVCB (if used)	-	-	-	-	-	-	-
Total	-	-	-	-	-	-	-
Onckama Township, Precinct 1							
Polling	-	-	-	-	-	-	-
AVCB (if used)	-	-	-	-	-	-	-
Total	-	-	-	-	-	-	-
Picasanton Township, Precinct 1							
Polling	-	-	-	-	-	-	-
AVCB (if used)	-	-	-	-	-	-	-
Total	-	-	-	-	-	-	-
Springdale Township, Precinct 1							
Polling	-	-	-	-	-	-	-
AVCB (if used)	-	-	-	-	-	-	-
Total	-	-	-	-	-	-	-

Statement of Votes Cast
Manistee County Michigan
Official Election Results
August 2, 2016 Primary Election

Date:08/04/16
Time:16:34:00
Page:90 of 386

	REP Filer Twp Trustee		REP Manistee Twp Supervisor				
	Write-In Votes		Reg. Voters	Times Counted	Total Votes	Dennis R. Bjorkquist (REP)	Write-In Votes
Stronach Township, Precinct I							
Polling	-	-	-	-	-	-	-
AVCB (if used)	-	-	-	-	-	-	-
Total	-	-	-	-	-	-	-
Total							
Polling	4	0.59%	2582	509	302	302 100.00%	0 0.00%
AVCB (if used)	0	-	2582	328	156	155 99.36%	1 0.64%
Total	4	0.59%	2582	837	458	457 99.78%	1 0.22%

Statement of Votes Cast
Manistee County Michigan
Official Election Results
August 2, 2016 Primary Election

Date:08/04/16
Time:16:34:00
Page:91 of 386

	REP Manistee Twp Clerk					
	Reg. Voters	Times Counted	Total Votes	Dianne Taylor (REP)		Write-In Votes
Jurisdiction Wide						
City of Manistee, Precinct 1						
Polling	-	-	-	-	-	-
AVCB (if used)	-	-	-	-	-	-
Total	-	-	-	-	-	-
City of Manistee, Precinct 2						
Polling	-	-	-	-	-	-
AVCB (if used)	-	-	-	-	-	-
Total	-	-	-	-	-	-
Arcadia Township, Precinct 1						
Polling	-	-	-	-	-	-
AVCB (if used)	-	-	-	-	-	-
Total	-	-	-	-	-	-
Bear Lake Township, Precinct 1						
Polling	-	-	-	-	-	-
AVCB (if used)	-	-	-	-	-	-
Total	-	-	-	-	-	-
Brown Township, Precinct 1						
Polling	-	-	-	-	-	-
AVCB (if used)	-	-	-	-	-	-
Total	-	-	-	-	-	-
Cleon Township, Precinct 1						
Polling	-	-	-	-	-	-
AVCB (if used)	-	-	-	-	-	-
Total	-	-	-	-	-	-
Dickson Township, Precinct 1						
Polling	-	-	-	-	-	-
AVCB (if used)	-	-	-	-	-	-
Total	-	-	-	-	-	-
Charter Township of Filer, Precinct 1						
Polling	-	-	-	-	-	-
AVCB (if used)	-	-	-	-	-	-
Total	-	-	-	-	-	-
Manistee Township, Precinct 1						
Polling	2582	509	288	288	100.00%	0 0.00%
AVCB (if used)	2582	328	149	148	99.33%	1 0.67%
Total	2582	837	437	436	99.77%	1 0.23%
Maple Grove Township, Precinct 1						
Polling	-	-	-	-	-	-
AVCB (if used)	-	-	-	-	-	-
Total	-	-	-	-	-	-
Marilla Township, Precinct 1						
Polling	-	-	-	-	-	-
AVCB (if used)	-	-	-	-	-	-
Total	-	-	-	-	-	-
Norman Township, Precinct 1						
Polling	-	-	-	-	-	-
AVCB (if used)	-	-	-	-	-	-
Total	-	-	-	-	-	-
Onckama Township, Precinct 1						
Polling	-	-	-	-	-	-
AVCB (if used)	-	-	-	-	-	-
Total	-	-	-	-	-	-
Pleasanton Township, Precinct 1						
Polling	-	-	-	-	-	-
AVCB (if used)	-	-	-	-	-	-
Total	-	-	-	-	-	-
Springdale Township, Precinct 1						
Polling	-	-	-	-	-	-
AVCB (if used)	-	-	-	-	-	-
Total	-	-	-	-	-	-

Statement of Votes Cast
Manistee County Michigan
Official Election Results
August 2, 2016 Primary Election

Date:08/04/16
Time:16:34:00
Page:92 of 386

REP Manistee Twp Clerk							
	Reg. Voters	Times Counted	Total Votes	Dianne Taylor (REP)		Write-In Votes	
Stronach Township, Precinct 1							
Polling	-	-	-	-	-	-	-
AVCB (if used)	-	-	-	-	-	-	-
Total	-	-	-	-	-	-	-
Total							
Polling	2582	509	288	288	100.00%	0	0.00%
AVCB (if used)	2582	328	149	148	99.33%	1	0.67%
Total	2582	837	437	436	99.77%	1	0.23%

Statement of Votes Cast
Manistee County Michigan
Official Election Results
August 2, 2016 Primary Election

Date:08/04/16
Time:16:34:00
Page:93 of 386

	REP Manistee Twp Treasurer					
	Reg. Voters	Times Counted	Total Votes	Connie Jankwietz (REP)	Write-In Votes	
Jurisdiction Wide						
City of Manistee, Precinct 1						
Polling	-	-	-	-	-	-
AVCB (if used)	-	-	-	-	-	-
Total	-	-	-	-	-	-
City of Manistee, Precinct 2						
Polling	-	-	-	-	-	-
AVCB (if used)	-	-	-	-	-	-
Total	-	-	-	-	-	-
Arcadia Township, Precinct 1						
Polling	-	-	-	-	-	-
AVCB (if used)	-	-	-	-	-	-
Total	-	-	-	-	-	-
Bear Lake Township, Precinct 1						
Polling	-	-	-	-	-	-
AVCB (if used)	-	-	-	-	-	-
Total	-	-	-	-	-	-
Brown Township, Precinct 1						
Polling	-	-	-	-	-	-
AVCB (if used)	-	-	-	-	-	-
Total	-	-	-	-	-	-
Cleon Township, Precinct 1						
Polling	-	-	-	-	-	-
AVCB (if used)	-	-	-	-	-	-
Total	-	-	-	-	-	-
Dickson Township, Precinct 1						
Polling	-	-	-	-	-	-
AVCB (if used)	-	-	-	-	-	-
Total	-	-	-	-	-	-
Charter Township of Filer, Precinct 1						
Polling	-	-	-	-	-	-
AVCB (if used)	-	-	-	-	-	-
Total	-	-	-	-	-	-
Manistee Township, Precinct 1						
Polling	2582	509	299	299 100.00%	0	0.00%
AVCB (if used)	2582	328	161	160 99.38%	1	0.62%
Total	2582	837	460	459 99.78%	1	0.22%
Maple Grove Township, Precinct 1						
Polling	-	-	-	-	-	-
AVCB (if used)	-	-	-	-	-	-
Total	-	-	-	-	-	-
Marilla Township, Precinct 1						
Polling	-	-	-	-	-	-
AVCB (if used)	-	-	-	-	-	-
Total	-	-	-	-	-	-
Norman Township, Precinct 1						
Polling	-	-	-	-	-	-
AVCB (if used)	-	-	-	-	-	-
Total	-	-	-	-	-	-
Onckama Township, Precinct 1						
Polling	-	-	-	-	-	-
AVCB (if used)	-	-	-	-	-	-
Total	-	-	-	-	-	-
Pleasanton Township, Precinct 1						
Polling	-	-	-	-	-	-
AVCB (if used)	-	-	-	-	-	-
Total	-	-	-	-	-	-
Springdale Township, Precinct 1						
Polling	-	-	-	-	-	-
AVCB (if used)	-	-	-	-	-	-
Total	-	-	-	-	-	-

Statement of Votes Cast
Manistee County Michigan
Official Election Results
August 2, 2016 Primary Election

Date:08/04/16
Time:16:34:00
Page:94 of 386

REP Manistee Twp Treasurer							
	Reg. Voters	Times Counted	Total Votes	Connie Jankwietz (REP)	Write-In Votes		
Stronach Township, Precinct 1							
Polling	-	-	-	-	-	-	-
AVCB (if used)	-	-	-	-	-	-	-
Total	-	-	-	-	-	-	-
Total							
Polling	2582	509	299	299 100.00%	0	0.00%	
AVCB (if used)	2582	328	161	160 99.38%	1	0.62%	
Total	2582	837	460	459 99.78%	1	0.22%	

Statement of Votes Cast
Manistee County Michigan
Official Election Results
August 2, 2016 Primary Election

Date:08/04/16
Time:16:34:00
Page:95 of 386

	REP Manistee Twp Trustee							
	Reg. Voters	Times Counted	Total Votes	John M. Dontz (REP)		Guy Finout (REP)		Write-In Votes
Jurisdiction Wide								
City of Manistec, Precinct 1								
Polling	-	-	-	-	-	-	-	-
AVCB (if used)	-	-	-	-	-	-	-	-
Total	-	-	-	-	-	-	-	-
City of Manistee, Precinct 2								
Polling	-	-	-	-	-	-	-	-
AVCB (if used)	-	-	-	-	-	-	-	-
Total	-	-	-	-	-	-	-	-
Arcadia Township, Precinct 1								
Polling	-	-	-	-	-	-	-	-
AVCB (if used)	-	-	-	-	-	-	-	-
Total	-	-	-	-	-	-	-	-
Bear Lake Township, Precinct 1								
Polling	-	-	-	-	-	-	-	-
AVCB (if used)	-	-	-	-	-	-	-	-
Total	-	-	-	-	-	-	-	-
Brown Township, Precinct 1								
Polling	-	-	-	-	-	-	-	-
AVCB (if used)	-	-	-	-	-	-	-	-
Total	-	-	-	-	-	-	-	-
Cleon Township, Precinct 1								
Polling	-	-	-	-	-	-	-	-
AVCB (if used)	-	-	-	-	-	-	-	-
Total	-	-	-	-	-	-	-	-
Dickson Township, Precinct 1								
Polling	-	-	-	-	-	-	-	-
AVCB (if used)	-	-	-	-	-	-	-	-
Total	-	-	-	-	-	-	-	-
Charter Township of Filer, Precinct 1								
Polling	-	-	-	-	-	-	-	-
AVCB (if used)	-	-	-	-	-	-	-	-
Total	-	-	-	-	-	-	-	-
Manistec Township, Precinct 1								
Polling	2582	509	469	260	55.44%	209	44.56%	0 0.00%
AVCB (if used)	2582	328	265	143	53.96%	120	45.28%	2 0.75%
Total	2582	837	734	403	54.90%	329	44.82%	2 0.27%
Maple Grove Township, Precinct 1								
Polling	-	-	-	-	-	-	-	-
AVCB (if used)	-	-	-	-	-	-	-	-
Total	-	-	-	-	-	-	-	-
Marilla Township, Precinct 1								
Polling	-	-	-	-	-	-	-	-
AVCB (if used)	-	-	-	-	-	-	-	-
Total	-	-	-	-	-	-	-	-
Norman Township, Precinct 1								
Polling	-	-	-	-	-	-	-	-
AVCB (if used)	-	-	-	-	-	-	-	-
Total	-	-	-	-	-	-	-	-
Onkarna Township, Precinct 1								
Polling	-	-	-	-	-	-	-	-
AVCB (if used)	-	-	-	-	-	-	-	-
Total	-	-	-	-	-	-	-	-
Pleasanton Township, Precinct 1								
Polling	-	-	-	-	-	-	-	-
AVCB (if used)	-	-	-	-	-	-	-	-
Total	-	-	-	-	-	-	-	-
Springdale Township, Precinct 1								
Polling	-	-	-	-	-	-	-	-
AVCB (if used)	-	-	-	-	-	-	-	-
Total	-	-	-	-	-	-	-	-

Statement of Votes Cast
Manistee County Michigan
Official Election Results
August 2, 2016 Primary Election

Date:08/04/16
Time:16:34:00
Page:96 of 386

REP Manistee Twp Trustee									
	Reg. Voters	Times Counted	Total Votes	John M. Dontz (REP)		Guy Finout (REP)		Write-In Votes	
Stronach Township, Precinct I									
Polling	-	-	-	-	-	-	-	-	-
AVCB (if used)	-	-	-	-	-	-	-	-	-
Total	-	-	-	-	-	-	-	-	-
Total									
Polling	2582	509	469	260	55.44%	209	44.56%	0	0.00%
AVCB (if used)	2582	328	265	143	53.96%	120	45.28%	2	0.75%
Total	2582	837	734	403	54.90%	329	44.82%	2	0.27%

Statement of Votes Cast
Manistee County Michigan
Official Election Results
August 2, 2016 Primary Election

Date:08/04/16
Time:16:34:00
Page:97 of 386

	REP Maple Grv Twp Supervisor							
	Reg. Voters	Times Counted	Total Votes	H. Wayne Beldo (REP)		Tony Covell (REP)		Write-In Votes
Jurisdiction Wide								
City of Manistee, Precinct 1								
Polling	-	-	-	-	-	-	-	-
AVCB (if used)	-	-	-	-	-	-	-	-
Total	-	-	-	-	-	-	-	-
City of Manistee, Precinct 2								
Polling	-	-	-	-	-	-	-	-
AVCB (if used)	-	-	-	-	-	-	-	-
Total	-	-	-	-	-	-	-	-
Arcadia Township, Precinct 1								
Polling	-	-	-	-	-	-	-	-
AVCB (if used)	-	-	-	-	-	-	-	-
Total	-	-	-	-	-	-	-	-
Bear Lake Township, Precinct 1								
Polling	-	-	-	-	-	-	-	-
AVCB (if used)	-	-	-	-	-	-	-	-
Total	-	-	-	-	-	-	-	-
Brown Township, Precinct 1								
Polling	-	-	-	-	-	-	-	-
AVCB (if used)	-	-	-	-	-	-	-	-
Total	-	-	-	-	-	-	-	-
Clcon Township, Precinct 1								
Polling	-	-	-	-	-	-	-	-
AVCB (if used)	-	-	-	-	-	-	-	-
Total	-	-	-	-	-	-	-	-
Dickson Township, Precinct 1								
Polling	-	-	-	-	-	-	-	-
AVCB (if used)	-	-	-	-	-	-	-	-
Total	-	-	-	-	-	-	-	-
Charter Township of Filer, Precinct 1								
Polling	-	-	-	-	-	-	-	-
AVCB (if used)	-	-	-	-	-	-	-	-
Total	-	-	-	-	-	-	-	-
Manistee Township, Precinct 1								
Polling	-	-	-	-	-	-	-	-
AVCB (if used)	-	-	-	-	-	-	-	-
Total	-	-	-	-	-	-	-	-
Maple Grove Township, Precinct 1								
Polling	972	232	138	86	62.32%	51	36.96%	1 0.72%
AVCB (if used)	972	0	0	0	-	0	-	0
Total	972	232	138	86	62.32%	51	36.96%	1 0.72%
Marilla Township, Precinct 1								
Polling	-	-	-	-	-	-	-	-
AVCB (if used)	-	-	-	-	-	-	-	-
Total	-	-	-	-	-	-	-	-
Norman Township, Precinct 1								
Polling	-	-	-	-	-	-	-	-
AVCB (if used)	-	-	-	-	-	-	-	-
Total	-	-	-	-	-	-	-	-
Onkama Township, Precinct 1								
Polling	-	-	-	-	-	-	-	-
AVCB (if used)	-	-	-	-	-	-	-	-
Total	-	-	-	-	-	-	-	-
Pleasanton Township, Precinct 1								
Polling	-	-	-	-	-	-	-	-
AVCB (if used)	-	-	-	-	-	-	-	-
Total	-	-	-	-	-	-	-	-
Springdale Township, Precinct 1								
Polling	-	-	-	-	-	-	-	-
AVCB (if used)	-	-	-	-	-	-	-	-
Total	-	-	-	-	-	-	-	-

Statement of Votes Cast
Manistee County Michigan
Official Election Results
August 2, 2016 Primary Election

Date:08/04/16
Time:16:34:00
Page:98 of 386

REP Maple Grv Twp Supervisor									
	Reg. Voters	Times Counted	Total Votes	H. Wayne Beldo (REP)		Tony Covell (REP)		Write-In Votes	
Stronach Township, Precinct 1									
Polling	-	-	-	-	-	-	-	-	-
AVCB (if used)	-	-	-	-	-	-	-	-	-
Total	-	-	-	-	-	-	-	-	-
Total									
Polling	972	232	138	86	62.32%	51	36.96%	1	0.72%
AVCB (if used)	972	0	0	0	-	0	-	0	-
Total	972	232	138	86	62.32%	51	36.96%	1	0.72%

Statement of Votes Cast
Manistee County Michigan
Official Election Results
August 2, 2016 Primary Election

Date:08/04/16
Time:16:34:00
Page:99 of 386

	REP Maple Grv Twp Clerk							
	Reg. Voters	Times Counted	Total Votes	Fran Beldo (REP)		Amanda Ferwerda (REP)		Write-In Votes
Jurisdiction Wide								
City of Manistee, Precinct 1								
Polling	-	-	-	-	-	-	-	-
AVCB (if used)	-	-	-	-	-	-	-	-
Total	-	-	-	-	-	-	-	-
City of Manistee, Precinct 2								
Polling	-	-	-	-	-	-	-	-
AVCB (if used)	-	-	-	-	-	-	-	-
Total	-	-	-	-	-	-	-	-
Arcadia Township, Precinct 1								
Polling	-	-	-	-	-	-	-	-
AVCB (if used)	-	-	-	-	-	-	-	-
Total	-	-	-	-	-	-	-	-
Bear Lake Township, Precinct 1								
Polling	-	-	-	-	-	-	-	-
AVCB (if used)	-	-	-	-	-	-	-	-
Total	-	-	-	-	-	-	-	-
Brown Township, Precinct 1								
Polling	-	-	-	-	-	-	-	-
AVCB (if used)	-	-	-	-	-	-	-	-
Total	-	-	-	-	-	-	-	-
Cleon Township, Precinct 1								
Polling	-	-	-	-	-	-	-	-
AVCB (if used)	-	-	-	-	-	-	-	-
Total	-	-	-	-	-	-	-	-
Dickson Township, Precinct 1								
Polling	-	-	-	-	-	-	-	-
AVCB (if used)	-	-	-	-	-	-	-	-
Total	-	-	-	-	-	-	-	-
Charter Township of Filer, Precinct 1								
Polling	-	-	-	-	-	-	-	-
AVCB (if used)	-	-	-	-	-	-	-	-
Total	-	-	-	-	-	-	-	-
Manistee Township, Precinct 1								
Polling	-	-	-	-	-	-	-	-
AVCB (if used)	-	-	-	-	-	-	-	-
Total	-	-	-	-	-	-	-	-
Maple Grove Township, Precinct 1								
Polling	972	232	136	67	49.26%	69	50.74%	0 0.00%
AVCB (if used)	972	0	0	0	-	0	-	0
Total	972	232	136	67	49.26%	69	50.74%	0 0.00%
Marilla Township, Precinct 1								
Polling	-	-	-	-	-	-	-	-
AVCB (if used)	-	-	-	-	-	-	-	-
Total	-	-	-	-	-	-	-	-
Norman Township, Precinct 1								
Polling	-	-	-	-	-	-	-	-
AVCB (if used)	-	-	-	-	-	-	-	-
Total	-	-	-	-	-	-	-	-
Onckama Township, Precinct 1								
Polling	-	-	-	-	-	-	-	-
AVCB (if used)	-	-	-	-	-	-	-	-
Total	-	-	-	-	-	-	-	-
Pleasanton Township, Precinct 1								
Polling	-	-	-	-	-	-	-	-
AVCB (if used)	-	-	-	-	-	-	-	-
Total	-	-	-	-	-	-	-	-
Springdale Township, Precinct 1								
Polling	-	-	-	-	-	-	-	-
AVCB (if used)	-	-	-	-	-	-	-	-
Total	-	-	-	-	-	-	-	-

Statement of Votes Cast
Manistee County Michigan
Official Election Results
August 2, 2016 Primary Election

Date:08/04/16
Time:16:34:00
Page:100 of 386

REP Maple Grv Twp Clerk									
	Reg. Voters	Times Counted	Total Votes	Fran Beldo (REP)		Amanda Ferwerda (REP)		Write-In Votes	
Stronach Township, Precinct 1									
Polling	-	-	-	-	-	-	-	-	-
AVCB (if used)	-	-	-	-	-	-	-	-	-
Total	-	-	-	-	-	-	-	-	-
Total									
Polling	972	232	136	67	49.26%	69	50.74%	0	0.00%
AVCB (if used)	972	0	0	0	-	0	-	0	-
Total	972	232	136	67	49.26%	69	50.74%	0	0.00%

Statement of Votes Cast
Manistee County Michigan
Official Election Results
August 2, 2016 Primary Election

Date:08/04/16
Time:16:34:00
Page:101 of 386

	REP Maple Grv Twp Treasurer						
	Reg. Voters	Times Counted	Total Votes	Cathryn M. Jezowski (REP)		Write-In Votes	
Jurisdiction Wide							
City of Manistee, Precinct 1							
Polling	-	-	-	-	-	-	-
AVCB (if used)	-	-	-	-	-	-	-
Total	-	-	-	-	-	-	-
City of Manistee, Precinct 2							
Polling	-	-	-	-	-	-	-
AVCB (if used)	-	-	-	-	-	-	-
Total	-	-	-	-	-	-	-
Arcadia Township, Precinct 1							
Polling	-	-	-	-	-	-	-
AVCB (if used)	-	-	-	-	-	-	-
Total	-	-	-	-	-	-	-
Bear Lake Township, Precinct 1							
Polling	-	-	-	-	-	-	-
AVCB (if used)	-	-	-	-	-	-	-
Total	-	-	-	-	-	-	-
Brown Township, Precinct 1							
Polling	-	-	-	-	-	-	-
AVCB (if used)	-	-	-	-	-	-	-
Total	-	-	-	-	-	-	-
Cleon Township, Precinct 1							
Polling	-	-	-	-	-	-	-
AVCB (if used)	-	-	-	-	-	-	-
Total	-	-	-	-	-	-	-
Dickson Township, Precinct 1							
Polling	-	-	-	-	-	-	-
AVCB (if used)	-	-	-	-	-	-	-
Total	-	-	-	-	-	-	-
Charter Township of Filer, Precinct 1							
Polling	-	-	-	-	-	-	-
AVCB (if used)	-	-	-	-	-	-	-
Total	-	-	-	-	-	-	-
Manistee Township, Precinct 1							
Polling	-	-	-	-	-	-	-
AVCB (if used)	-	-	-	-	-	-	-
Total	-	-	-	-	-	-	-
Maple Grove Township, Precinct 1							
Polling	972	232	115	112	97.39%	3	2.61%
AVCB (if used)	972	0	0	0	-	0	-
Total	972	232	115	112	97.39%	3	2.61%
Marilla Township, Precinct 1							
Polling	-	-	-	-	-	-	-
AVCB (if used)	-	-	-	-	-	-	-
Total	-	-	-	-	-	-	-
Norman Township, Precinct 1							
Polling	-	-	-	-	-	-	-
AVCB (if used)	-	-	-	-	-	-	-
Total	-	-	-	-	-	-	-
Onckama Township, Precinct 1							
Polling	-	-	-	-	-	-	-
AVCB (if used)	-	-	-	-	-	-	-
Total	-	-	-	-	-	-	-
Picasanton Township, Precinct 1							
Polling	-	-	-	-	-	-	-
AVCB (if used)	-	-	-	-	-	-	-
Total	-	-	-	-	-	-	-
Springdale Township, Precinct 1							
Polling	-	-	-	-	-	-	-
AVCB (if used)	-	-	-	-	-	-	-
Total	-	-	-	-	-	-	-

Statement of Votes Cast
Manistee County Michigan
Official Election Results
August 2, 2016 Primary Election

Date:08/04/16
Time:16:34:00
Page:102 of 386

REP Maple Grv Twp Treasurer							
	Reg. Voters	Times Counted	Total Votes	Cathryn M. Jezowski (REP)		Write-In Votes	
Stronach Township, Precinct 1							
Polling	-	-	-	-	-	-	-
AVCB (if used)	-	-	-	-	-	-	-
Total	-	-	-	-	-	-	-
Total							
Polling	972	232	115	112	97.39%	3	2.61%
AVCB (if used)	972	0	0	0	-	0	-
Total	972	232	115	112	97.39%	3	2.61%

Statement of Votes Cast
Manistee County Michigan
Official Election Results
August 2, 2016 Primary Election

Date:08/04/16
Time:16:34:00
Page:103 of 386

REP Maple Grv Twp Trustec

	Reg. Voters	Times Counted	Total Votes	Gary A. Bowling (REP)	Randolph N. Sanovic (REP)	Lisa Somers (REP)
Jurisdiction Wide						
City of Manistee, Precinct 1						
Polling	-	-	-	-	-	-
AVCB (if used)	-	-	-	-	-	-
Total	-	-	-	-	-	-
City of Manistee, Precinct 2						
Polling	-	-	-	-	-	-
AVCB (if used)	-	-	-	-	-	-
Total	-	-	-	-	-	-
Arcadia Township, Precinct 1						
Polling	-	-	-	-	-	-
AVCB (if used)	-	-	-	-	-	-
Total	-	-	-	-	-	-
Bear Lake Township, Precinct 1						
Polling	-	-	-	-	-	-
AVCB (if used)	-	-	-	-	-	-
Total	-	-	-	-	-	-
Brown Township, Precinct 1						
Polling	-	-	-	-	-	-
AVCB (if used)	-	-	-	-	-	-
Total	-	-	-	-	-	-
Cleon Township, Precinct 1						
Polling	-	-	-	-	-	-
AVCB (if used)	-	-	-	-	-	-
Total	-	-	-	-	-	-
Dickson Township, Precinct 1						
Polling	-	-	-	-	-	-
AVCB (if used)	-	-	-	-	-	-
Total	-	-	-	-	-	-
Charter Township of Filer, Precinct 1						
Polling	-	-	-	-	-	-
AVCB (if used)	-	-	-	-	-	-
Total	-	-	-	-	-	-
Manistec Township, Precinct 1						
Polling	-	-	-	-	-	-
AVCB (if used)	-	-	-	-	-	-
Total	-	-	-	-	-	-
Maple Grove Township, Precinct 1						
Polling	972	232	185	83 44.86%	33 17.84%	69 37.30%
AVCB (if used)	972	0	0	0 -	0 -	0 -
Total	972	232	185	83 44.86%	33 17.84%	69 37.30%
Marilla Township, Precinct 1						
Polling	-	-	-	-	-	-
AVCB (if used)	-	-	-	-	-	-
Total	-	-	-	-	-	-
Norman Township, Precinct 1						
Polling	-	-	-	-	-	-
AVCB (if used)	-	-	-	-	-	-
Total	-	-	-	-	-	-
Onkama Township, Precinct 1						
Polling	-	-	-	-	-	-
AVCB (if used)	-	-	-	-	-	-
Total	-	-	-	-	-	-
Pleasanton Township, Precinct 1						
Polling	-	-	-	-	-	-
AVCB (if used)	-	-	-	-	-	-
Total	-	-	-	-	-	-
Springdale Township, Precinct 1						
Polling	-	-	-	-	-	-
AVCB (if used)	-	-	-	-	-	-
Total	-	-	-	-	-	-

Statement of Votes Cast
Manistee County Michigan
Official Election Results
August 2, 2016 Primary Election

Date:08/04/16
Time:16:34:00
Page:104 of 386

REP Maple Grv Twp Trustee									
	Reg. Voters	Times Counted	Total Votes	Gary A. Bowling (REP)		Randolph N. Sanovic (REP)		Lisa Somers (REP)	
Stronach Township, Precinct 1									
Polling	-	-	-	-	-	-	-	-	-
AVCB (if used)	-	-	-	-	-	-	-	-	-
Total	-	-	-	-	-	-	-	-	-
Total									
Polling	972	232	185	83	44.86%	33	17.84%	69	37.30%
AVCB (if used)	972	0	0	0	-	0	-	0	-
Total	972	232	185	83	44.86%	33	17.84%	69	37.30%

Statement of Votes Cast
Manistee County Michigan
Official Election Results
August 2, 2016 Primary Election

Date:08/04/16
Time:16:34:00
Page:105 of 386

	REP Maple Grv Twp Trustee		REP Marilla Twp Supervisor					
	Write-In Votes		Reg. Voters	Times Counted	Total Votes	Laura Johnson (REP)	Write-In Votes	
Jurisdiction Wide								
City of Manistee, Precinct 1								
Polling	-	-	-	-	-	-	-	-
AVCB (if used)	-	-	-	-	-	-	-	-
Total	-	-	-	-	-	-	-	-
City of Manistee, Precinct 2								
Polling	-	-	-	-	-	-	-	-
AVCB (if used)	-	-	-	-	-	-	-	-
Total	-	-	-	-	-	-	-	-
Arcadia Township, Precinct 1								
Polling	-	-	-	-	-	-	-	-
AVCB (if used)	-	-	-	-	-	-	-	-
Total	-	-	-	-	-	-	-	-
Bear Lake Township, Precinct 1								
Polling	-	-	-	-	-	-	-	-
AVCB (if used)	-	-	-	-	-	-	-	-
Total	-	-	-	-	-	-	-	-
Brown Township, Precinct 1								
Polling	-	-	-	-	-	-	-	-
AVCB (if used)	-	-	-	-	-	-	-	-
Total	-	-	-	-	-	-	-	-
Cleon Township, Precinct 1								
Polling	-	-	-	-	-	-	-	-
AVCB (if used)	-	-	-	-	-	-	-	-
Total	-	-	-	-	-	-	-	-
Dickson Township, Precinct 1								
Polling	-	-	-	-	-	-	-	-
AVCB (if used)	-	-	-	-	-	-	-	-
Total	-	-	-	-	-	-	-	-
Charter Township of Filer, Precinct 1								
Polling	-	-	-	-	-	-	-	-
AVCB (if used)	-	-	-	-	-	-	-	-
Total	-	-	-	-	-	-	-	-
Manistec Township, Precinct 1								
Polling	-	-	-	-	-	-	-	-
AVCB (if used)	-	-	-	-	-	-	-	-
Total	-	-	-	-	-	-	-	-
Maple Grove Township, Precinct 1								
Polling	0	0.00%	-	-	-	-	-	-
AVCB (if used)	0	-	-	-	-	-	-	-
Total	0	0.00%	-	-	-	-	-	-
Marilla Township, Precinct 1								
Polling	-	-	310	77	27	26 96.30%	1 3.70%	-
AVCB (if used)	-	-	310	0	0	0 -	0 -	-
Total	-	-	310	77	27	26 96.30%	1 3.70%	-
Norman Township, Precinct 1								
Polling	-	-	-	-	-	-	-	-
AVCB (if used)	-	-	-	-	-	-	-	-
Total	-	-	-	-	-	-	-	-
Oneskama Township, Precinct 1								
Polling	-	-	-	-	-	-	-	-
AVCB (if used)	-	-	-	-	-	-	-	-
Total	-	-	-	-	-	-	-	-
Pleasanton Township, Precinct 1								
Polling	-	-	-	-	-	-	-	-
AVCB (if used)	-	-	-	-	-	-	-	-
Total	-	-	-	-	-	-	-	-
Springdale Township, Precinct 1								
Polling	-	-	-	-	-	-	-	-
AVCB (if used)	-	-	-	-	-	-	-	-
Total	-	-	-	-	-	-	-	-

Statement of Votes Cast
Manistee County Michigan
Official Election Results
August 2, 2016 Primary Election

Date:08/04/16
Time:16:34:00
Page:106 of 386

	REP Maple Grv Twp Trustee		REP Marilla Twp Supervisor					
	Write-In Votes		Reg. Voters	Times Counted	Total Votes	Laura Johnson (REP)		Write-In Votes
Stronach Township, Precinct 1								
Polling	-	-	-	-	-	-	-	-
AVCB (if used)	-	-	-	-	-	-	-	-
Total	-	-	-	-	-	-	-	-
Total								
Polling	0	0.00%	310	77	27	26	96.30%	1 3.70%
AVCB (if used)	0	-	310	0	0	0	-	0 -
Total	0	0.00%	310	77	27	26	96.30%	1 3.70%

Statement of Votes Cast
Manistee County Michigan
Official Election Results
August 2, 2016 Primary Election

Date:08/04/16
Time:16:34:00
Page:107 of 386

	REP Marilla Twp Clerk			
	Reg. Voters	Times Counted	Total Votes	Write-In Votes
Jurisdiction Wide				
City of Manistee, Precinct 1				
Polling	-	-	-	-
AVCB (if used)	-	-	-	-
Total	-	-	-	-
City of Manistee, Precinct 2				
Polling	-	-	-	-
AVCB (if used)	-	-	-	-
Total	-	-	-	-
Arcadia Township, Precinct 1				
Polling	-	-	-	-
AVCB (if used)	-	-	-	-
Total	-	-	-	-
Bear Lake Township, Precinct 1				
Polling	-	-	-	-
AVCB (if used)	-	-	-	-
Total	-	-	-	-
Brown Township, Precinct 1				
Polling	-	-	-	-
AVCB (if used)	-	-	-	-
Total	-	-	-	-
Cleon Township, Precinct 1				
Polling	-	-	-	-
AVCB (if used)	-	-	-	-
Total	-	-	-	-
Dickson Township, Precinct 1				
Polling	-	-	-	-
AVCB (if used)	-	-	-	-
Total	-	-	-	-
Charter Township of Filer, Precinct 1				
Polling	-	-	-	-
AVCB (if used)	-	-	-	-
Total	-	-	-	-
Manistee Township, Precinct 1				
Polling	-	-	-	-
AVCB (if used)	-	-	-	-
Total	-	-	-	-
Maple Grove Township, Precinct 1				
Polling	-	-	-	-
AVCB (if used)	-	-	-	-
Total	-	-	-	-
Marilla Township, Precinct 1				
Polling	310	77	1	1 100.00%
AVCB (if used)	310	0	0	0
Total	310	77	1	1 100.00%
Norman Township, Precinct 1				
Polling	-	-	-	-
AVCB (if used)	-	-	-	-
Total	-	-	-	-
Oneskama Township, Precinct 1				
Polling	-	-	-	-
AVCB (if used)	-	-	-	-
Total	-	-	-	-
Pleasanton Township, Precinct 1				
Polling	-	-	-	-
AVCB (if used)	-	-	-	-
Total	-	-	-	-
Springdale Township, Precinct 1				
Polling	-	-	-	-
AVCB (if used)	-	-	-	-
Total	-	-	-	-

Statement of Votes Cast
Manistee County Michigan
Official Election Results
August 2, 2016 Primary Election

Date:08/04/16
Time:16:34:00
Page:108 of 386

	REP Marilla Twp Clerk			
	Reg. Voters	Times Counted	Total Votes	Write-In Votes
Stronach Township, Precinct 1				
Polling	-	-	-	-
AVCB (if used)	-	-	-	-
Total	-	-	-	-
Total				
Polling	310	77	1	1 100.00%
AVCB (if used)	310	0	0	0
Total	310	77	1	1 100.00%

Statement of Votes Cast
Manistee County Michigan
Official Election Results
August 2, 2016 Primary Election

Date:08/04/16
Time:16:34:00
Page:109 of 386

	REP Marilla Twp Treasurer						
	Reg. Voters	Times Counted	Total Votes	Phyllis Cholette (REP)	Write-In Votes		
Jurisdiction Wide							
City of Manistec, Precinct 1							
Polling	-	-	-	-	-	-	-
AVCB (if used)	-	-	-	-	-	-	-
Total	-	-	-	-	-	-	-
City of Manistec, Precinct 2							
Polling	-	-	-	-	-	-	-
AVCB (if used)	-	-	-	-	-	-	-
Total	-	-	-	-	-	-	-
Arcadia Township, Precinct 1							
Polling	-	-	-	-	-	-	-
AVCB (if used)	-	-	-	-	-	-	-
Total	-	-	-	-	-	-	-
Bear Lake Township, Precinct 1							
Polling	-	-	-	-	-	-	-
AVCB (if used)	-	-	-	-	-	-	-
Total	-	-	-	-	-	-	-
Brown Township, Precinct 1							
Polling	-	-	-	-	-	-	-
AVCB (if used)	-	-	-	-	-	-	-
Total	-	-	-	-	-	-	-
Clecon Township, Precinct 1							
Polling	-	-	-	-	-	-	-
AVCB (if used)	-	-	-	-	-	-	-
Total	-	-	-	-	-	-	-
Dickson Township, Precinct 1							
Polling	-	-	-	-	-	-	-
AVCB (if used)	-	-	-	-	-	-	-
Total	-	-	-	-	-	-	-
Charter Township of Filer, Precinct 1							
Polling	-	-	-	-	-	-	-
AVCB (if used)	-	-	-	-	-	-	-
Total	-	-	-	-	-	-	-
Manistec Township, Precinct 1							
Polling	-	-	-	-	-	-	-
AVCB (if used)	-	-	-	-	-	-	-
Total	-	-	-	-	-	-	-
Maple Grove Township, Precinct 1							
Polling	-	-	-	-	-	-	-
AVCB (if used)	-	-	-	-	-	-	-
Total	-	-	-	-	-	-	-
Marilla Township, Precinct 1							
Polling	310	77	34	33 97.06%	1	2.94%	-
AVCB (if used)	310	0	0	0	0	-	-
Total	310	77	34	33 97.06%	1	2.94%	-
Norman Township, Precinct 1							
Polling	-	-	-	-	-	-	-
AVCB (if used)	-	-	-	-	-	-	-
Total	-	-	-	-	-	-	-
Oneskama Township, Precinct 1							
Polling	-	-	-	-	-	-	-
AVCB (if used)	-	-	-	-	-	-	-
Total	-	-	-	-	-	-	-
Plcasanton Township, Precinct 1							
Polling	-	-	-	-	-	-	-
AVCB (if used)	-	-	-	-	-	-	-
Total	-	-	-	-	-	-	-
Springdale Township, Precinct 1							
Polling	-	-	-	-	-	-	-
AVCB (if used)	-	-	-	-	-	-	-
Total	-	-	-	-	-	-	-

Statement of Votes Cast
Manistee County Michigan
Official Election Results
August 2, 2016 Primary Election

Date:08/04/16
Time:16:34:00
Page:110 of 386

	REP Marilla Twp Treasurer							
	Reg. Voters	Times Counted	Total Votes	Phyllis Cholette (REP)		Write-In Votes		
Stronach Township, Precinct 1								
Polling	-	-	-	-	-	-	-	-
AVCB (if used)	-	-	-	-	-	-	-	-
Total	-	-	-	-	-	-	-	-
Total								
Polling	310	77	34	33	97.06%	1	2.94%	-
AVCB (if used)	310	0	0	0	-	0	-	-
Total	310	77	34	33	97.06%	1	2.94%	-

Statement of Votes Cast
Manistee County Michigan
Official Election Results
August 2, 2016 Primary Election

Date:08/04/16
Time:16:34:00
Page:111 of 386

	REP Marilla Twp Trustee					
	Reg. Voters	Times Counted	Total Votes	Bruce H. Bahr (REP)	Write-In Votes	
Jurisdiction Wide						
City of Manistee, Precinct 1						
Polling	-	-	-	-	-	-
AVCB (if used)	-	-	-	-	-	-
Total	-	-	-	-	-	-
City of Manistee, Precinct 2						
Polling	-	-	-	-	-	-
AVCB (if used)	-	-	-	-	-	-
Total	-	-	-	-	-	-
Arcadia Township, Precinct 1						
Polling	-	-	-	-	-	-
AVCB (if used)	-	-	-	-	-	-
Total	-	-	-	-	-	-
Bear Lake Township, Precinct 1						
Polling	-	-	-	-	-	-
AVCB (if used)	-	-	-	-	-	-
Total	-	-	-	-	-	-
Brown Township, Precinct 1						
Polling	-	-	-	-	-	-
AVCB (if used)	-	-	-	-	-	-
Total	-	-	-	-	-	-
Cleon Township, Precinct 1						
Polling	-	-	-	-	-	-
AVCB (if used)	-	-	-	-	-	-
Total	-	-	-	-	-	-
Dickson Township, Precinct 1						
Polling	-	-	-	-	-	-
AVCB (if used)	-	-	-	-	-	-
Total	-	-	-	-	-	-
Charter Township of Filer, Precinct 1						
Polling	-	-	-	-	-	-
AVCB (if used)	-	-	-	-	-	-
Total	-	-	-	-	-	-
Manistee Township, Precinct 1						
Polling	-	-	-	-	-	-
AVCB (if used)	-	-	-	-	-	-
Total	-	-	-	-	-	-
Maple Grove Township, Precinct 1						
Polling	-	-	-	-	-	-
AVCB (if used)	-	-	-	-	-	-
Total	-	-	-	-	-	-
Marilla Township, Precinct 1						
Polling	310	77	37	37 100.00%	0	0.00%
AVCB (if used)	310	0	0	0	0	-
Total	310	77	37	37 100.00%	0	0.00%
Norman Township, Precinct 1						
Polling	-	-	-	-	-	-
AVCB (if used)	-	-	-	-	-	-
Total	-	-	-	-	-	-
Onkama Township, Precinct 1						
Polling	-	-	-	-	-	-
AVCB (if used)	-	-	-	-	-	-
Total	-	-	-	-	-	-
Picasanton Township, Precinct 1						
Polling	-	-	-	-	-	-
AVCB (if used)	-	-	-	-	-	-
Total	-	-	-	-	-	-
Springdale Township, Precinct 1						
Polling	-	-	-	-	-	-
AVCB (if used)	-	-	-	-	-	-
Total	-	-	-	-	-	-

Statement of Votes Cast
Manistee County Michigan
Official Election Results
August 2, 2016 Primary Election

Date:08/04/16
Time:16:34:00
Page:112 of 386

	REP Marilla Twp Trustee					
	Reg. Voters	Times Counted	Total Votes	Bruce H. Bahr (REP)	Write-In Votes	
Stronach Township, Precinct 1						
Polling	-	-	-	-	-	-
AVCB (if used)	-	-	-	-	-	-
Total	-	-	-	-	-	-
Total						
Polling	310	77	37	37 100.00%	0	0.00%
AVCB (if used)	310	0	0	0 -	0	-
Total	310	77	37	37 100.00%	0	0.00%

Statement of Votes Cast
Manistee County Michigan
Official Election Results
August 2, 2016 Primary Election

Date:08/04/16
Time:16:34:00
Page:113 of 386

	REP Norman Twp Supervisor					
	Reg. Voters	Times Counted	Total Votes	Dan Cummings (REP)		Write-In Votes
Jurisdiction Wide						
City of Manistee, Precinct 1						
Polling	-	-	-	-	-	-
AVCB (if used)	-	-	-	-	-	-
Total	-	-	-	-	-	-
City of Manistee, Precinct 2						
Polling	-	-	-	-	-	-
AVCB (if used)	-	-	-	-	-	-
Total	-	-	-	-	-	-
Arcadia Township, Precinct 1						
Polling	-	-	-	-	-	-
AVCB (if used)	-	-	-	-	-	-
Total	-	-	-	-	-	-
Bear Lake Township, Precinct 1						
Polling	-	-	-	-	-	-
AVCB (if used)	-	-	-	-	-	-
Total	-	-	-	-	-	-
Brown Township, Precinct 1						
Polling	-	-	-	-	-	-
AVCB (if used)	-	-	-	-	-	-
Total	-	-	-	-	-	-
Cleon Township, Precinct 1						
Polling	-	-	-	-	-	-
AVCB (if used)	-	-	-	-	-	-
Total	-	-	-	-	-	-
Dickson Township, Precinct 1						
Polling	-	-	-	-	-	-
AVCB (if used)	-	-	-	-	-	-
Total	-	-	-	-	-	-
Charter Township of Filer, Precinct 1						
Polling	-	-	-	-	-	-
AVCB (if used)	-	-	-	-	-	-
Total	-	-	-	-	-	-
Manistee Township, Precinct 1						
Polling	-	-	-	-	-	-
AVCB (if used)	-	-	-	-	-	-
Total	-	-	-	-	-	-
Maple Grove Township, Precinct 1						
Polling	-	-	-	-	-	-
AVCB (if used)	-	-	-	-	-	-
Total	-	-	-	-	-	-
Marilla Township, Precinct 1						
Polling	-	-	-	-	-	-
AVCB (if used)	-	-	-	-	-	-
Total	-	-	-	-	-	-
Norman Township, Precinct 1						
Polling	1387	395	123	118	95.93%	5 4.07%
AVCB (if used)	1387	0	0	0	-	0
Total	1387	395	123	118	95.93%	5 4.07%
Onokama Township, Precinct 1						
Polling	-	-	-	-	-	-
AVCB (if used)	-	-	-	-	-	-
Total	-	-	-	-	-	-
Pleasanton Township, Precinct 1						
Polling	-	-	-	-	-	-
AVCB (if used)	-	-	-	-	-	-
Total	-	-	-	-	-	-
Springdale Township, Precinct 1						
Polling	-	-	-	-	-	-
AVCB (if used)	-	-	-	-	-	-
Total	-	-	-	-	-	-

Statement of Votes Cast
Manistee County Michigan
Official Election Results
August 2, 2016 Primary Election

Date:08/04/16
Time:16:34:00
Page:114 of 386

	REP Norman Twp Supervisor					
	Reg. Voters	Times Counted	Total Votes	Dan Cummings (REP)		Write-In Votes
Stronach Township, Precinct 1						
Polling	-	-	-	-	-	-
AVCB (if used)	-	-	-	-	-	-
Total	-	-	-	-	-	-
Total						
Polling	1387	395	123	118	95.93%	5 4.07%
AVCB (if used)	1387	0	0	0	-	0 -
Total	1387	395	123	118	95.93%	5 4.07%

Statement of Votes Cast
Manistee County Michigan
Official Election Results
August 2, 2016 Primary Election

Date:08/04/16
Time:16:34:00
Page:115 of 386

	REP Norman Twp Clerk					
	Reg. Voters	Times Counted	Total Votes	Colleen Sexton (REP)	Write-In Votes	
Jurisdiction Wide						
City of Manistee, Precinct 1						
Polling	-	-	-	-	-	-
AVCB (if used)	-	-	-	-	-	-
Total	-	-	-	-	-	-
City of Manistee, Precinct 2						
Polling	-	-	-	-	-	-
AVCB (if used)	-	-	-	-	-	-
Total	-	-	-	-	-	-
Arcadia Township, Precinct 1						
Polling	-	-	-	-	-	-
AVCB (if used)	-	-	-	-	-	-
Total	-	-	-	-	-	-
Bear Lake Township, Precinct 1						
Polling	-	-	-	-	-	-
AVCB (if used)	-	-	-	-	-	-
Total	-	-	-	-	-	-
Brown Township, Precinct 1						
Polling	-	-	-	-	-	-
AVCB (if used)	-	-	-	-	-	-
Total	-	-	-	-	-	-
Cleon Township, Precinct 1						
Polling	-	-	-	-	-	-
AVCB (if used)	-	-	-	-	-	-
Total	-	-	-	-	-	-
Dickson Township, Precinct 1						
Polling	-	-	-	-	-	-
AVCB (if used)	-	-	-	-	-	-
Total	-	-	-	-	-	-
Charter Township of Filer, Precinct 1						
Polling	-	-	-	-	-	-
AVCB (if used)	-	-	-	-	-	-
Total	-	-	-	-	-	-
Manistee Township, Precinct 1						
Polling	-	-	-	-	-	-
AVCB (if used)	-	-	-	-	-	-
Total	-	-	-	-	-	-
Maple Grove Township, Precinct 1						
Polling	-	-	-	-	-	-
AVCB (if used)	-	-	-	-	-	-
Total	-	-	-	-	-	-
Marilla Township, Precinct 1						
Polling	-	-	-	-	-	-
AVCB (if used)	-	-	-	-	-	-
Total	-	-	-	-	-	-
Norman Township, Precinct 1						
Polling	1387	395	122	119 97.54%	3 2.46%	
AVCB (if used)	1387	0	0	0	0	
Total	1387	395	122	119 97.54%	3 2.46%	
Onkama Township, Precinct 1						
Polling	-	-	-	-	-	-
AVCB (if used)	-	-	-	-	-	-
Total	-	-	-	-	-	-
Pleasanton Township, Precinct 1						
Polling	-	-	-	-	-	-
AVCB (if used)	-	-	-	-	-	-
Total	-	-	-	-	-	-
Springdale Township, Precinct 1						
Polling	-	-	-	-	-	-
AVCB (if used)	-	-	-	-	-	-
Total	-	-	-	-	-	-

Statement of Votes Cast
Manistee County Michigan
Official Election Results
August 2, 2016 Primary Election

Date:08/04/16
Time:16:34:00
Page:116 of 386

	REP Norman Twp Clerk					
	Reg. Voters	Times Counted	Total Votes	Colleen Sexton (REP)	Write-In Votes	
Stronach Township, Precinct 1						
Polling	-	-	-	-	-	-
AVCB (if used)	-	-	-	-	-	-
Total	-	-	-	-	-	-
Total						
Polling	1387	395	122	119 97.54%	3	2.46%
AVCB (if used)	1387	0	0	0 -	0	-
Total	1387	395	122	119 97.54%	3	2.46%

Statement of Votes Cast
Manistee County Michigan
Official Election Results
August 2, 2016 Primary Election

Date:08/04/16
Time:16:34:00
Page:117 of 386

	REP Norman Twp Treasurer						
	Reg. Voters	Times Counted	Total Votes	Merrill Tighe (REP)		Marjorie Payne (REP)	Write-In Votes
Jurisdiction Wide							
City of Manistee, Precinct 1							
Polling	-	-	-	-	-	-	-
AVCB (if used)	-	-	-	-	-	-	-
Total	-	-	-	-	-	-	-
City of Manistee, Precinct 2							
Polling	-	-	-	-	-	-	-
AVCB (if used)	-	-	-	-	-	-	-
Total	-	-	-	-	-	-	-
Arcadia Township, Precinct 1							
Polling	-	-	-	-	-	-	-
AVCB (if used)	-	-	-	-	-	-	-
Total	-	-	-	-	-	-	-
Bear Lake Township, Precinct 1							
Polling	-	-	-	-	-	-	-
AVCB (if used)	-	-	-	-	-	-	-
Total	-	-	-	-	-	-	-
Brown Township, Precinct 1							
Polling	-	-	-	-	-	-	-
AVCB (if used)	-	-	-	-	-	-	-
Total	-	-	-	-	-	-	-
Cleon Township, Precinct 1							
Polling	-	-	-	-	-	-	-
AVCB (if used)	-	-	-	-	-	-	-
Total	-	-	-	-	-	-	-
Dickson Township, Precinct 1							
Polling	-	-	-	-	-	-	-
AVCB (if used)	-	-	-	-	-	-	-
Total	-	-	-	-	-	-	-
Charter Township of Filer, Precinct 1							
Polling	-	-	-	-	-	-	-
AVCB (if used)	-	-	-	-	-	-	-
Total	-	-	-	-	-	-	-
Manistee Township, Precinct 1							
Polling	-	-	-	-	-	-	-
AVCB (if used)	-	-	-	-	-	-	-
Total	-	-	-	-	-	-	-
Maple Grove Township, Precinct 1							
Polling	-	-	-	-	-	-	-
AVCB (if used)	-	-	-	-	-	-	-
Total	-	-	-	-	-	-	-
Marilla Township, Precinct 1							
Polling	-	-	-	-	-	-	-
AVCB (if used)	-	-	-	-	-	-	-
Total	-	-	-	-	-	-	-
Norman Township, Precinct 1							
Polling	1387	395	156	88	56.41%	67 42.95%	1 0.64%
AVCB (if used)	1387	0	0	0	-	0 -	0 -
Total	1387	395	156	88	56.41%	67 42.95%	1 0.64%
Onckama Township, Precinct 1							
Polling	-	-	-	-	-	-	-
AVCB (if used)	-	-	-	-	-	-	-
Total	-	-	-	-	-	-	-
Pleasanton Township, Precinct 1							
Polling	-	-	-	-	-	-	-
AVCB (if used)	-	-	-	-	-	-	-
Total	-	-	-	-	-	-	-
Springdale Township, Precinct 1							
Polling	-	-	-	-	-	-	-
AVCB (if used)	-	-	-	-	-	-	-
Total	-	-	-	-	-	-	-

Statement of Votes Cast
Manistee County Michigan
Official Election Results
August 2, 2016 Primary Election

Date:08/04/16
Time:16:34:00
Page:118 of 386

REP Norman Twp Treasnrer									
	Reg. Voters	Times Counted	Total Votes	Merrill Tighe (REP)		Marjorie Payne (REP)		Write-In Votes	
Stronach Township, Precinct 1									
Polling	-	-	-	-	-	-	-	-	-
AVCB (if used)	-	-	-	-	-	-	-	-	-
Total	-	-	-	-	-	-	-	-	-
Total									
Polling	1387	395	156	88	56.41%	67	42.95%	1	0.64%
AVCB (if used)	1387	0	0	0	-	0	-	0	-
Total	1387	395	156	88	56.41%	67	42.95%	1	0.64%

Date:08/04/16
Time:16:34:00
Page:119 of 386

[illegible]

Statement of Votes Cast
Manistee County Michigan
Official Election Results
August 2, 2016 Primary Election

Date:08/04/16
Time:16:34:01
Page:120 of 386

REP Norman Twp Trustee									
	Reg. Voters	Times Counted	Total Votes	Gene Schilling (REP)		Dick Stapley (REP)		Write-In Votes	
Stronach Township, Precinct 1									
Polling	-	-	-	-	-	-	-	-	-
AVCB (if used)	-	-	-	-	-	-	-	-	-
Total	-	-	-	-	-	-	-	-	-
Total									
Polling	1387	395	191	110	57.59%	79	41.36%	2	1.05%
AVCB (if used)	1387	0	0	0	-	0	-	0	-
Total	1387	395	191	110	57.59%	79	41.36%	2	1.05%

Statement of Votes Cast
Manistee County Michigan
Official Election Results
August 2, 2016 Primary Election

Date:08/04/16
Time:16:34:01
Page:121 of 386

	REP Onekama Twp Supervisor						
	Reg. Voters	Times Counted	Total Votes	David Meister (REP)		Write-In Votes	
Jurisdiction Wide							
City of Manistee, Precinct 1							
Polling	-	-	-	-	-	-	-
AVCB (if used)	-	-	-	-	-	-	-
Total	-	-	-	-	-	-	-
City of Manistee, Precinct 2							
Polling	-	-	-	-	-	-	-
AVCB (if used)	-	-	-	-	-	-	-
Total	-	-	-	-	-	-	-
Arcadia Township, Precinct 1							
Polling	-	-	-	-	-	-	-
AVCB (if used)	-	-	-	-	-	-	-
Total	-	-	-	-	-	-	-
Bear Lake Township, Precinct 1							
Polling	-	-	-	-	-	-	-
AVCB (if used)	-	-	-	-	-	-	-
Total	-	-	-	-	-	-	-
Brown Township, Precinct 1							
Polling	-	-	-	-	-	-	-
AVCB (if used)	-	-	-	-	-	-	-
Total	-	-	-	-	-	-	-
Clecon Township, Precinct 1							
Polling	-	-	-	-	-	-	-
AVCB (if used)	-	-	-	-	-	-	-
Total	-	-	-	-	-	-	-
Dickson Township, Precinct 1							
Polling	-	-	-	-	-	-	-
AVCB (if used)	-	-	-	-	-	-	-
Total	-	-	-	-	-	-	-
Charter Township of Filer, Precinct 1							
Polling	-	-	-	-	-	-	-
AVCB (if used)	-	-	-	-	-	-	-
Total	-	-	-	-	-	-	-
Manistee Township, Precinct 1							
Polling	-	-	-	-	-	-	-
AVCB (if used)	-	-	-	-	-	-	-
Total	-	-	-	-	-	-	-
Maple Grove Township, Precinct 1							
Polling	-	-	-	-	-	-	-
AVCB (if used)	-	-	-	-	-	-	-
Total	-	-	-	-	-	-	-
Marilla Township, Precinct 1							
Polling	-	-	-	-	-	-	-
AVCB (if used)	-	-	-	-	-	-	-
Total	-	-	-	-	-	-	-
Norman Township, Precinct 1							
Polling	-	-	-	-	-	-	-
AVCB (if used)	-	-	-	-	-	-	-
Total	-	-	-	-	-	-	-
Onkama Township, Precinct 1							
Polling	1257	510	275	272	98.91%	3	1.09%
AVCB (if used)	1257	0	0	0	-	0	-
Total	1257	510	275	272	98.91%	3	1.09%
Pleasanton Township, Precinct 1							
Polling	-	-	-	-	-	-	-
AVCB (if used)	-	-	-	-	-	-	-
Total	-	-	-	-	-	-	-
Springdale Township, Precinct 1							
Polling	-	-	-	-	-	-	-
AVCB (if used)	-	-	-	-	-	-	-
Total	-	-	-	-	-	-	-

Statement of Votes Cast
Manistee County Michigan
Official Election Results
August 2, 2016 Primary Election

Date:08/04/16
Time:16:34:01
Page:122 of 386

REP Onekama Twp Supervisor							
	Reg. Voters	Times Counted	Total Votes	David Meister (REP)		Write-In Votes	
Stronach Township, Precinct 1							
Polling	-	-	-	-	-	-	-
AVCB (if used)	-	-	-	-	-	-	-
Total	-	-	-	-	-	-	-
Total							
Polling	1257	510	275	272	98.91%	3	1.09%
AVCB (if used)	1257	0	0	0	-	0	-
Total	1257	510	275	272	98.91%	3	1.09%

Statement of Votes Cast
Manistee County Michigan
Official Election Results
August 2, 2016 Primary Election

Date:08/04/16
Time:16:34:01
Page:123 of 386

	REP Onekama Twp Clerk						
	Reg. Voters	Times Counted	Total Votes	Michelle Johnson (REP)		Write-In Votes	
Jurisdiction Wide							
City of Manistee, Precinct 1							
Polling	-	-	-	-	-	-	-
AVCB (if used)	-	-	-	-	-	-	-
Total	-	-	-	-	-	-	-
City of Manistee, Precinct 2							
Polling	-	-	-	-	-	-	-
AVCB (if used)	-	-	-	-	-	-	-
Total	-	-	-	-	-	-	-
Arcadia Township, Precinct 1							
Polling	-	-	-	-	-	-	-
AVCB (if used)	-	-	-	-	-	-	-
Total	-	-	-	-	-	-	-
Bear Lake Township, Precinct 1							
Polling	-	-	-	-	-	-	-
AVCB (if used)	-	-	-	-	-	-	-
Total	-	-	-	-	-	-	-
Brown Township, Precinct 1							
Polling	-	-	-	-	-	-	-
AVCB (if used)	-	-	-	-	-	-	-
Total	-	-	-	-	-	-	-
Cleon Township, Precinct 1							
Polling	-	-	-	-	-	-	-
AVCB (if used)	-	-	-	-	-	-	-
Total	-	-	-	-	-	-	-
Dickson Township, Precinct 1							
Polling	-	-	-	-	-	-	-
AVCB (if used)	-	-	-	-	-	-	-
Total	-	-	-	-	-	-	-
Charter Township of Filer, Precinct 1							
Polling	-	-	-	-	-	-	-
AVCB (if used)	-	-	-	-	-	-	-
Total	-	-	-	-	-	-	-
Manistee Township, Precinct 1							
Polling	-	-	-	-	-	-	-
AVCB (if used)	-	-	-	-	-	-	-
Total	-	-	-	-	-	-	-
Maple Grove Township, Precinct 1							
Polling	-	-	-	-	-	-	-
AVCB (if used)	-	-	-	-	-	-	-
Total	-	-	-	-	-	-	-
Marilla Township, Precinct 1							
Polling	-	-	-	-	-	-	-
AVCB (if used)	-	-	-	-	-	-	-
Total	-	-	-	-	-	-	-
Norman Township, Precinct 1							
Polling	-	-	-	-	-	-	-
AVCB (if used)	-	-	-	-	-	-	-
Total	-	-	-	-	-	-	-
Onekama Township, Precinct 1							
Polling	1257	510	255	254	99.61%	1	0.39%
AVCB (if used)	1257	0	0	0	-	0	-
Total	1257	510	255	254	99.61%	1	0.39%
Pleasanton Township, Precinct 1							
Polling	-	-	-	-	-	-	-
AVCB (if used)	-	-	-	-	-	-	-
Total	-	-	-	-	-	-	-
Springdale Township, Precinct 1							
Polling	-	-	-	-	-	-	-
AVCB (if used)	-	-	-	-	-	-	-
Total	-	-	-	-	-	-	-

Statement of Votes Cast
Manistee County Michigan
Official Election Results
August 2, 2016 Primary Election

Date:08/04/16
Time:16:34:01
Page:124 of 386

REP Onckama Twp Clerk							
	Reg. Voters	Times Counted	Total Votes	Michelle Johnson (REP)		Write-In Votes	
Stronach Township, Precinct 1							
Polling	-	-	-	-	-	-	-
AVCB (if used)	-	-	-	-	-	-	-
Total	-	-	-	-	-	-	-
Total							
Polling	1257	510	255	254	99.61%	1	0.39%
AVCB (if used)	1257	0	0	0	-	0	-
Total	1257	510	255	254	99.61%	1	0.39%

Statement of Votes Cast
Manistee County Michigan
Official Election Results
August 2, 2016 Primary Election

Date:08/04/16
Time:16:34:01
Page:125 of 386

	REP Onckama Twp Treasurer							
	Reg. Voters	Times Counted	Total Votes	La Vonne Beebe (REP)		Ed Bradford (REP)		Write-In Votes
Jurisdiction Wide								
City of Manistee, Precinct 1								
Polling	-	-	-	-	-	-	-	-
AVCB (if used)	-	-	-	-	-	-	-	-
Total	-	-	-	-	-	-	-	-
City of Manistee, Precinct 2								
Polling	-	-	-	-	-	-	-	-
AVCB (if used)	-	-	-	-	-	-	-	-
Total	-	-	-	-	-	-	-	-
Arcadia Township, Precinct 1								
Polling	-	-	-	-	-	-	-	-
AVCB (if used)	-	-	-	-	-	-	-	-
Total	-	-	-	-	-	-	-	-
Bear Lake Township, Precinct 1								
Polling	-	-	-	-	-	-	-	-
AVCB (if used)	-	-	-	-	-	-	-	-
Total	-	-	-	-	-	-	-	-
Brown Township, Precinct 1								
Polling	-	-	-	-	-	-	-	-
AVCB (if used)	-	-	-	-	-	-	-	-
Total	-	-	-	-	-	-	-	-
Clcon Township, Precinct 1								
Polling	-	-	-	-	-	-	-	-
AVCB (if used)	-	-	-	-	-	-	-	-
Total	-	-	-	-	-	-	-	-
Dickson Township, Precinct 1								
Polling	-	-	-	-	-	-	-	-
AVCB (if used)	-	-	-	-	-	-	-	-
Total	-	-	-	-	-	-	-	-
Charter Township of Filer, Precinct 1								
Polling	-	-	-	-	-	-	-	-
AVCB (if used)	-	-	-	-	-	-	-	-
Total	-	-	-	-	-	-	-	-
Manistee Township, Precinct 1								
Polling	-	-	-	-	-	-	-	-
AVCB (if used)	-	-	-	-	-	-	-	-
Total	-	-	-	-	-	-	-	-
Maple Grove Township, Precinct 1								
Polling	-	-	-	-	-	-	-	-
AVCB (if used)	-	-	-	-	-	-	-	-
Total	-	-	-	-	-	-	-	-
Marilla Township, Precinct 1								
Polling	-	-	-	-	-	-	-	-
AVCB (if used)	-	-	-	-	-	-	-	-
Total	-	-	-	-	-	-	-	-
Norman Township, Precinct 1								
Polling	-	-	-	-	-	-	-	-
AVCB (if used)	-	-	-	-	-	-	-	-
Total	-	-	-	-	-	-	-	-
Onckama Township, Precinct 1								
Polling	1257	510	334	192	57.49%	142	42.51%	0 0.00%
AVCB (if used)	1257	0	0	0	-	0	-	0 -
Total	1257	510	334	192	57.49%	142	42.51%	0 0.00%
Pleasanton Township, Precinct 1								
Polling	-	-	-	-	-	-	-	-
AVCB (if used)	-	-	-	-	-	-	-	-
Total	-	-	-	-	-	-	-	-
Springdale Township, Precinct 1								
Polling	-	-	-	-	-	-	-	-
AVCB (if used)	-	-	-	-	-	-	-	-
Total	-	-	-	-	-	-	-	-

Statement of Votes Cast
Manistee County Michigan
Official Election Results
August 2, 2016 Primary Election

Date:08/04/16
Time:16:34:01
Page:126 of 386

REP Onckama Twp Treasurer									
	Reg. Voters	Times Counted	Total Votes	La Vonne Beebe (REP)		Ed Bradford (REP)		Write-In Votes	
Stronach Township, Precinct 1									
Polling	-	-	-	-	-	-	-	-	-
AVCB (if used)	-	-	-	-	-	-	-	-	-
Total	-	-	-	-	-	-	-	-	-
Total									
Polling	1257	510	334	192	57.49%	142	42.51%	0	0.00%
AVCB (if used)	1257	0	0	0	-	0	-	0	-
Total	1257	510	334	192	57.49%	142	42.51%	0	0.00%

Statement of Votes Cast
Manistee County Michigan
Official Election Results
August 2, 2016 Primary Election

Date: 08/04/16
Time: 16:34:01
Page: 127 of 386

	REP Onekama Twp Trustee							
	Reg. Voters	Times Counted	Total Votes	Robert Blackmore (REP)		James Wisniski, Sr. (REP)		Write-In Votes
Jurisdiction Wide								
City of Manistee, Precinct 1								
Polling	-	-	-	-	-	-	-	-
AVCB (if used)	-	-	-	-	-	-	-	-
Total	-	-	-	-	-	-	-	-
City of Manistee, Precinct 2								
Polling	-	-	-	-	-	-	-	-
AVCB (if used)	-	-	-	-	-	-	-	-
Total	-	-	-	-	-	-	-	-
Arcadia Township, Precinct 1								
Polling	-	-	-	-	-	-	-	-
AVCB (if used)	-	-	-	-	-	-	-	-
Total	-	-	-	-	-	-	-	-
Bear Lake Township, Precinct 1								
Polling	-	-	-	-	-	-	-	-
AVCB (if used)	-	-	-	-	-	-	-	-
Total	-	-	-	-	-	-	-	-
Brown Township, Precinct 1								
Polling	-	-	-	-	-	-	-	-
AVCB (if used)	-	-	-	-	-	-	-	-
Total	-	-	-	-	-	-	-	-
Clecon Township, Precinct 1								
Polling	-	-	-	-	-	-	-	-
AVCB (if used)	-	-	-	-	-	-	-	-
Total	-	-	-	-	-	-	-	-
Dickson Township, Precinct 1								
Polling	-	-	-	-	-	-	-	-
AVCB (if used)	-	-	-	-	-	-	-	-
Total	-	-	-	-	-	-	-	-
Charter Township of Filer, Precinct 1								
Polling	-	-	-	-	-	-	-	-
AVCB (if used)	-	-	-	-	-	-	-	-
Total	-	-	-	-	-	-	-	-
Manistec Township, Precinct 1								
Polling	-	-	-	-	-	-	-	-
AVCB (if used)	-	-	-	-	-	-	-	-
Total	-	-	-	-	-	-	-	-
Maple Grove Township, Precinct 1								
Polling	-	-	-	-	-	-	-	-
AVCB (if used)	-	-	-	-	-	-	-	-
Total	-	-	-	-	-	-	-	-
Marilla Township, Precinct 1								
Polling	-	-	-	-	-	-	-	-
AVCB (if used)	-	-	-	-	-	-	-	-
Total	-	-	-	-	-	-	-	-
Norman Township, Precinct 1								
Polling	-	-	-	-	-	-	-	-
AVCB (if used)	-	-	-	-	-	-	-	-
Total	-	-	-	-	-	-	-	-
Onekama Township, Precinct 1								
Polling	1257	510	455	239	52.53%	216	47.47%	0 0.00%
AVCB (if used)	1257	0	0	0	-	0	-	0
Total	1257	510	455	239	52.53%	216	47.47%	0 0.00%
Pleasanton Township, Precinct 1								
Polling	-	-	-	-	-	-	-	-
AVCB (if used)	-	-	-	-	-	-	-	-
Total	-	-	-	-	-	-	-	-
Springdale Township, Precinct 1								
Polling	-	-	-	-	-	-	-	-
AVCB (if used)	-	-	-	-	-	-	-	-
Total	-	-	-	-	-	-	-	-

Statement of Votes Cast
Manistee County Michigan
Official Election Results
August 2, 2016 Primary Election

Date:08/04/16
Time:16:34:01
Page:128 of 386

REP Onckama Twp Trustee									
	Reg. Voters	Times Counted	Total Votes	Robert Blackmore (REP)		James Wisniski, Sr. (REP)		Write-In Votes	
Stronach Township, Precinct 1									
Polling	-	-	-	-	-	-	-	-	-
AVCB (if used)	-	-	-	-	-	-	-	-	-
Total	-	-	-	-	-	-	-	-	-
Total									
Polling	1257	510	455	239	52.53%	216	47.47%	0	0.00%
AVCB (if used)	1257	0	0	0	-	0	-	0	-
Total	1257	510	455	239	52.53%	216	47.47%	0	0.00%

Statement of Votes Cast
Manistee County Michigan
Official Election Results
August 2, 2016 Primary Election

Date:08/04/16
Time:16:34:01
Page:129 of 386

	REP Pleasanton Twp Supervisor						
	Reg. Voters	Times Counted	Total Votes	Carol Merrill (REP)		Write-In Votes	
Jurisdiction Wide							
City of Manistee, Precinct 1							
Polling	-	-	-	-	-	-	-
AVCB (if used)	-	-	-	-	-	-	-
Total	-	-	-	-	-	-	-
City of Manistee, Precinct 2							
Polling	-	-	-	-	-	-	-
AVCB (if used)	-	-	-	-	-	-	-
Total	-	-	-	-	-	-	-
Arcadia Township, Precinct 1							
Polling	-	-	-	-	-	-	-
AVCB (if used)	-	-	-	-	-	-	-
Total	-	-	-	-	-	-	-
Bear Lake Township, Precinct 1							
Polling	-	-	-	-	-	-	-
AVCB (if used)	-	-	-	-	-	-	-
Total	-	-	-	-	-	-	-
Brown Township, Precinct 1							
Polling	-	-	-	-	-	-	-
AVCB (if used)	-	-	-	-	-	-	-
Total	-	-	-	-	-	-	-
Cleon Township, Precinct 1							
Polling	-	-	-	-	-	-	-
AVCB (if used)	-	-	-	-	-	-	-
Total	-	-	-	-	-	-	-
Dickson Township, Precinct 1							
Polling	-	-	-	-	-	-	-
AVCB (if used)	-	-	-	-	-	-	-
Total	-	-	-	-	-	-	-
Charter Township of Filer, Precinct 1							
Polling	-	-	-	-	-	-	-
AVCB (if used)	-	-	-	-	-	-	-
Total	-	-	-	-	-	-	-
Manistee Township, Precinct 1							
Polling	-	-	-	-	-	-	-
AVCB (if used)	-	-	-	-	-	-	-
Total	-	-	-	-	-	-	-
Maple Grove Township, Precinct 1							
Polling	-	-	-	-	-	-	-
AVCB (if used)	-	-	-	-	-	-	-
Total	-	-	-	-	-	-	-
Marilla Township, Precinct 1							
Polling	-	-	-	-	-	-	-
AVCB (if used)	-	-	-	-	-	-	-
Total	-	-	-	-	-	-	-
Norman Township, Precinct 1							
Polling	-	-	-	-	-	-	-
AVCB (if used)	-	-	-	-	-	-	-
Total	-	-	-	-	-	-	-
Onckama Township, Precinct 1							
Polling	-	-	-	-	-	-	-
AVCB (if used)	-	-	-	-	-	-	-
Total	-	-	-	-	-	-	-
Pleasanton Township, Precinct 1							
Polling	684	195	128	126	98.44%	2	1.56%
AVCB (if used)	684	0	0	0	-	0	-
Total	684	195	128	126	98.44%	2	1.56%
Springdale Township, Precinct 1							
Polling	-	-	-	-	-	-	-
AVCB (if used)	-	-	-	-	-	-	-
Total	-	-	-	-	-	-	-

Statement of Votes Cast
Manistee County Michigan
Official Election Results
August 2, 2016 Primary Election

Date:08/04/16
Time:16:34:01
Page:130 of 386

REP Pleasanton Twp Supervisor							
	Reg. Voters	Times Counted	Total Votes	Carol Merrill (REP)		Write-In Votes	
Stronach Township, Precinct 1							
Polling	-	-	-	-	-	-	-
AVCB (if used)	-	-	-	-	-	-	-
Total	-	-	-	-	-	-	-
Total							
Polling	684	195	128	126	98.44%	2	1.56%
AVCB (if used)	684	0	0	0	-	0	-
Total	684	195	128	126	98.44%	2	1.56%

Statement of Votes Cast
Manistee County Michigan
Official Election Results
August 2, 2016 Primary Election

Date:08/04/16
Time:16:34:01
Page:131 of 386

	REP Pleasanton Twp Clerk						
	Reg. Voters	Times Counted	Total Votes	Amy Lynn Cross (REP)		Write-In Votes	
Jurisdiction Wide							
City of Manistee, Precinct 1							
Polling	-	-	-	-	-	-	-
AVCB (if used)	-	-	-	-	-	-	-
Total	-	-	-	-	-	-	-
City of Manistee, Precinct 2							
Polling	-	-	-	-	-	-	-
AVCB (if used)	-	-	-	-	-	-	-
Total	-	-	-	-	-	-	-
Arcadia Township, Precinct 1							
Polling	-	-	-	-	-	-	-
AVCB (if used)	-	-	-	-	-	-	-
Total	-	-	-	-	-	-	-
Bear Lake Township, Precinct 1							
Polling	-	-	-	-	-	-	-
AVCB (if used)	-	-	-	-	-	-	-
Total	-	-	-	-	-	-	-
Brown Township, Precinct 1							
Polling	-	-	-	-	-	-	-
AVCB (if used)	-	-	-	-	-	-	-
Total	-	-	-	-	-	-	-
Cleon Township, Precinct 1							
Polling	-	-	-	-	-	-	-
AVCB (if used)	-	-	-	-	-	-	-
Total	-	-	-	-	-	-	-
Dickson Township, Precinct 1							
Polling	-	-	-	-	-	-	-
AVCB (if used)	-	-	-	-	-	-	-
Total	-	-	-	-	-	-	-
Charter Township of Filer, Precinct 1							
Polling	-	-	-	-	-	-	-
AVCB (if used)	-	-	-	-	-	-	-
Total	-	-	-	-	-	-	-
Manistee Township, Precinct 1							
Polling	-	-	-	-	-	-	-
AVCB (if used)	-	-	-	-	-	-	-
Total	-	-	-	-	-	-	-
Maple Grove Township, Precinct 1							
Polling	-	-	-	-	-	-	-
AVCB (if used)	-	-	-	-	-	-	-
Total	-	-	-	-	-	-	-
Marilla Township, Precinct 1							
Polling	-	-	-	-	-	-	-
AVCB (if used)	-	-	-	-	-	-	-
Total	-	-	-	-	-	-	-
Norman Township, Precinct 1							
Polling	-	-	-	-	-	-	-
AVCB (if used)	-	-	-	-	-	-	-
Total	-	-	-	-	-	-	-
Onckama Township, Precinct 1							
Polling	-	-	-	-	-	-	-
AVCB (if used)	-	-	-	-	-	-	-
Total	-	-	-	-	-	-	-
Pleasanton Township, Precinct 1							
Polling	684	195	127	125	98.43%	2	1.57%
AVCB (if used)	684	0	0	0	-	0	-
Total	684	195	127	125	98.43%	2	1.57%
Springdale Township, Precinct 1							
Polling	-	-	-	-	-	-	-
AVCB (if used)	-	-	-	-	-	-	-
Total	-	-	-	-	-	-	-

Statement of Votes Cast
Manistee County Michigan
Official Election Results
August 2, 2016 Primary Election

Date:08/04/16
Time:16:34:01
Page:132 of 386

REP Pleasanton Twp Clerk							
	Reg. Voters	Times Counted	Total Votes	Amy Lynn Cross (REP)		Write-In Votes	
Stronach Township, Precinct 1							
Polling	-	-	-	-	-	-	-
AVCB (if used)	-	-	-	-	-	-	-
Total	-	-	-	-	-	-	-
Total							
Polling	684	195	127	125	98.43%	2	1.57%
AVCB (if used)	684	0	0	0	-	0	-
Total	684	195	127	125	98.43%	2	1.57%

Statement of Votes Cast
Manistee County Michigan
Official Election Results
August 2, 2016 Primary Election

Date:08/04/16
Time:16:34:01
Page:133 of 386

	REP Pleasanton Twp Treasurer					
	Reg. Voters	Times Counted	Total Votes	Judy Girven (REP)	Write-In Votes	
Jurisdiction Wide						
City of Manistee, Precinct 1						
Polling	-	-	-	-	-	-
AVCB (if used)	-	-	-	-	-	-
Total	-	-	-	-	-	-
City of Manistee, Precinct 2						
Polling	-	-	-	-	-	-
AVCB (if used)	-	-	-	-	-	-
Total	-	-	-	-	-	-
Arcadia Township, Precinct 1						
Polling	-	-	-	-	-	-
AVCB (if used)	-	-	-	-	-	-
Total	-	-	-	-	-	-
Bear Lake Township, Precinct 1						
Polling	-	-	-	-	-	-
AVCB (if used)	-	-	-	-	-	-
Total	-	-	-	-	-	-
Brown Township, Precinct 1						
Polling	-	-	-	-	-	-
AVCB (if used)	-	-	-	-	-	-
Total	-	-	-	-	-	-
Cleon Township, Precinct 1						
Polling	-	-	-	-	-	-
AVCB (if used)	-	-	-	-	-	-
Total	-	-	-	-	-	-
Dickson Township, Precinct 1						
Polling	-	-	-	-	-	-
AVCB (if used)	-	-	-	-	-	-
Total	-	-	-	-	-	-
Charter Township of Filer, Precinct 1						
Polling	-	-	-	-	-	-
AVCB (if used)	-	-	-	-	-	-
Total	-	-	-	-	-	-
Manistec Township, Precinct 1						
Polling	-	-	-	-	-	-
AVCB (if used)	-	-	-	-	-	-
Total	-	-	-	-	-	-
Maple Grove Township, Precinct 1						
Polling	-	-	-	-	-	-
AVCB (if used)	-	-	-	-	-	-
Total	-	-	-	-	-	-
Marilla Township, Precinct 1						
Polling	-	-	-	-	-	-
AVCB (if used)	-	-	-	-	-	-
Total	-	-	-	-	-	-
Norinan Township, Precinct 1						
Polling	-	-	-	-	-	-
AVCB (if used)	-	-	-	-	-	-
Total	-	-	-	-	-	-
Onkama Township, Precinct 1						
Polling	-	-	-	-	-	-
AVCB (if used)	-	-	-	-	-	-
Total	-	-	-	-	-	-
Pleasanton Township, Precinct 1						
Polling	684	195	130	129 99.23%	1	0.77%
AVCB (if used)	684	0	0	0	0	-
Total	684	195	130	129 99.23%	1	0.77%
Springdale Township, Precinct 1						
Polling	-	-	-	-	-	-
AVCB (if used)	-	-	-	-	-	-
Total	-	-	-	-	-	-

Statement of Votes Cast
Manistee County Michigan
Official Election Results
August 2, 2016 Primary Election

Date:08/04/16
Time:16:34:01
Page:134 of 386

REP Picasanton Twp Treasurer							
	Reg. Voters	Times Counted	Total Votes	Judy Girven (REP)		Write-In Votes	
Stronach Township, Precinct 1							
Polling	-	-	-	-	-	-	-
AVCB (if used)	-	-	-	-	-	-	-
Total	-	-	-	-	-	-	-
Total							
Polling	684	195	130	129	99.23%	1	0.77%
AVCB (if used)	684	0	0	0	-	0	-
Total	684	195	130	129	99.23%	1	0.77%

Statement of Votes Cast
Manistee County Michigan
Official Election Results
August 2, 2016 Primary Election

Date:08/04/16
Time:16:34:01
Page:135 of 386

	REP Pleasanton Twp Trustee					
	Reg. Voters	Times Counted	Total Votes	Brenda K. Monk (REP)	Write-In Votes	
Jurisdiction Wide						
City of Manistee, Precinct 1						
Polling	-	-	-	-	-	-
AVCB (if used)	-	-	-	-	-	-
Total	-	-	-	-	-	-
City of Manistee, Precinct 2						
Polling	-	-	-	-	-	-
AVCB (if used)	-	-	-	-	-	-
Total	-	-	-	-	-	-
Arcadia Township, Precinct 1						
Polling	-	-	-	-	-	-
AVCB (if used)	-	-	-	-	-	-
Total	-	-	-	-	-	-
Bear Lake Township, Precinct 1						
Polling	-	-	-	-	-	-
AVCB (if used)	-	-	-	-	-	-
Total	-	-	-	-	-	-
Brown Township, Precinct 1						
Polling	-	-	-	-	-	-
AVCB (if used)	-	-	-	-	-	-
Total	-	-	-	-	-	-
Cleon Township, Precinct 1						
Polling	-	-	-	-	-	-
AVCB (if used)	-	-	-	-	-	-
Total	-	-	-	-	-	-
Dickson Township, Precinct 1						
Polling	-	-	-	-	-	-
AVCB (if used)	-	-	-	-	-	-
Total	-	-	-	-	-	-
Charter Township of Filer, Precinct 1						
Polling	-	-	-	-	-	-
AVCB (if used)	-	-	-	-	-	-
Total	-	-	-	-	-	-
Manistee Township, Precinct 1						
Polling	-	-	-	-	-	-
AVCB (if used)	-	-	-	-	-	-
Total	-	-	-	-	-	-
Maple Grove Township, Precinct 1						
Polling	-	-	-	-	-	-
AVCB (if used)	-	-	-	-	-	-
Total	-	-	-	-	-	-
Marilla Township, Precinct 1						
Polling	-	-	-	-	-	-
AVCB (if used)	-	-	-	-	-	-
Total	-	-	-	-	-	-
Norman Township, Precinct 1						
Polling	-	-	-	-	-	-
AVCB (if used)	-	-	-	-	-	-
Total	-	-	-	-	-	-
Onkama Township, Precinct 1						
Polling	-	-	-	-	-	-
AVCB (if used)	-	-	-	-	-	-
Total	-	-	-	-	-	-
Pleasanton Township, Precinct 1						
Polling	684	195	120	119 99.17%	1	0.83%
AVCB (if used)	684	0	0	0	0	-
Total	684	195	120	119 99.17%	1	0.83%
Springdale Township, Precinct 1						
Polling	-	-	-	-	-	-
AVCB (if used)	-	-	-	-	-	-
Total	-	-	-	-	-	-

Statement of Votes Cast
Manistee County Michigan
Official Election Results
August 2, 2016 Primary Election

Date:08/04/16
Time:16:34:01
Page:136 of 386

	REP Pleasanton Twp Trustee						
	Reg. Voters	Times Counted	Total Votes	Brenda K. Monk (REP)		Write-In Votes	
Stronach Township, Precinct 1							
Polling	-	-	-	-	-	-	-
AVCB (if used)	-	-	-	-	-	-	-
Total	-	-	-	-	-	-	-
Total							
Polling	684	195	120	119	99.17%	1	0.83%
AVCB (if used)	684	0	0	0	-	0	-
Total	684	195	120	119	99.17%	1	0.83%

Statement of Votes Cast
Manistee County Michigan
Official Election Results
August 2, 2016 Primary Election

Date:08/04/16
Time:16:34:01
Page:137 of 386

	REP Sprdale Twp Supervisor						
	Reg. Voters	Times Counted	Total Votes	Brian A. Moore (REP)	Write-In Votes		
Jurisdiction Wide							
City of Manistee, Precinct 1							
Polling	-	-	-	-	-	-	-
AVCB (if used)	-	-	-	-	-	-	-
Total	-	-	-	-	-	-	-
City of Manistee, Precinct 2							
Polling	-	-	-	-	-	-	-
AVCB (if used)	-	-	-	-	-	-	-
Total	-	-	-	-	-	-	-
Arcadia Township, Precinct 1							
Polling	-	-	-	-	-	-	-
AVCB (if used)	-	-	-	-	-	-	-
Total	-	-	-	-	-	-	-
Bear Lake Township, Precinct 1							
Polling	-	-	-	-	-	-	-
AVCB (if used)	-	-	-	-	-	-	-
Total	-	-	-	-	-	-	-
Brown Township, Precinct 1							
Polling	-	-	-	-	-	-	-
AVCB (if used)	-	-	-	-	-	-	-
Total	-	-	-	-	-	-	-
Cleon Township, Precinct 1							
Polling	-	-	-	-	-	-	-
AVCB (if used)	-	-	-	-	-	-	-
Total	-	-	-	-	-	-	-
Dickson Township, Precinct 1							
Polling	-	-	-	-	-	-	-
AVCB (if used)	-	-	-	-	-	-	-
Total	-	-	-	-	-	-	-
Charter Township of Filer, Precinct 1							
Polling	-	-	-	-	-	-	-
AVCB (if used)	-	-	-	-	-	-	-
Total	-	-	-	-	-	-	-
Manistee Township, Precinct 1							
Polling	-	-	-	-	-	-	-
AVCB (if used)	-	-	-	-	-	-	-
Total	-	-	-	-	-	-	-
Maple Grove Township, Precinct 1							
Polling	-	-	-	-	-	-	-
AVCB (if used)	-	-	-	-	-	-	-
Total	-	-	-	-	-	-	-
Marilla Township, Precinct 1							
Polling	-	-	-	-	-	-	-
AVCB (if used)	-	-	-	-	-	-	-
Total	-	-	-	-	-	-	-
Norman Township, Precinct 1							
Polling	-	-	-	-	-	-	-
AVCB (if used)	-	-	-	-	-	-	-
Total	-	-	-	-	-	-	-
Onkama Township, Precinct 1							
Polling	-	-	-	-	-	-	-
AVCB (if used)	-	-	-	-	-	-	-
Total	-	-	-	-	-	-	-
Pleasanton Township, Precinct 1							
Polling	-	-	-	-	-	-	-
AVCB (if used)	-	-	-	-	-	-	-
Total	-	-	-	-	-	-	-
Springdale Township, Precinct 1							
Polling	662	114	60	60 100.00%	0	0.00%	-
AVCB (if used)	662	0	0	0	0	-	-
Total	662	114	60	60 100.00%	0	0.00%	-

Statement of Votes Cast
Manistee County Michigan
Official Election Results
August 2, 2016 Primary Election

Date:08/04/16
Time:16:34:01
Page:138 of 386

REP Sprdale Twp Supervisor							
	Reg. Voters	Times Counted	Total Votes	Brian A. Moore (REP)	Write-In Votes		
Stronach Township, Precinct 1							
Polling	-	-	-	-	-	-	-
AVCB (if used)	-	-	-	-	-	-	-
Total	-	-	-	-	-	-	-
Total							
Polling	662	114	60	60 100.00%	0	0.00%	-
AVCB (if used)	662	0	0	0 -	0	-	-
Total	662	114	60	60 100.00%	0	0.00%	-

Statement of Votes Cast
Manistee County Michigan
Official Election Results
August 2, 2016 Primary Election

Date:08/04/16
Time:16:34:01
Page:139 of 386

	REP Sprdale Twp Clerk					
	Reg. Voters	Times Counted	Total Votes	Penny Nelson (REP)	Write-In Votes	
Jurisdiction Wide						
City of Manistee, Precinct 1						
Polling	-	-	-	-	-	-
AVCB (if used)	-	-	-	-	-	-
Total	-	-	-	-	-	-
City of Manistee, Precinct 2						
Polling	-	-	-	-	-	-
AVCB (if used)	-	-	-	-	-	-
Total	-	-	-	-	-	-
Arcadia Township, Precinct 1						
Polling	-	-	-	-	-	-
AVCB (if used)	-	-	-	-	-	-
Total	-	-	-	-	-	-
Bear Lake Township, Precinct 1						
Polling	-	-	-	-	-	-
AVCB (if used)	-	-	-	-	-	-
Total	-	-	-	-	-	-
Brown Township, Precinct 1						
Polling	-	-	-	-	-	-
AVCB (if used)	-	-	-	-	-	-
Total	-	-	-	-	-	-
Cleon Township, Precinct 1						
Polling	-	-	-	-	-	-
AVCB (if used)	-	-	-	-	-	-
Total	-	-	-	-	-	-
Dickson Township, Precinct 1						
Polling	-	-	-	-	-	-
AVCB (if used)	-	-	-	-	-	-
Total	-	-	-	-	-	-
Charter Township of Filer, Precinct 1						
Polling	-	-	-	-	-	-
AVCB (if used)	-	-	-	-	-	-
Total	-	-	-	-	-	-
Manistec Township, Precinct 1						
Polling	-	-	-	-	-	-
AVCB (if used)	-	-	-	-	-	-
Total	-	-	-	-	-	-
Maple Grove Township, Precinct 1						
Polling	-	-	-	-	-	-
AVCB (if used)	-	-	-	-	-	-
Total	-	-	-	-	-	-
Marilla Township, Precinct 1						
Polling	-	-	-	-	-	-
AVCB (if used)	-	-	-	-	-	-
Total	-	-	-	-	-	-
Norman Township, Precinct 1						
Polling	-	-	-	-	-	-
AVCB (if used)	-	-	-	-	-	-
Total	-	-	-	-	-	-
Onckama Township, Precinct 1						
Polling	-	-	-	-	-	-
AVCB (if used)	-	-	-	-	-	-
Total	-	-	-	-	-	-
Pleasanton Township, Precinct 1						
Polling	-	-	-	-	-	-
AVCB (if used)	-	-	-	-	-	-
Total	-	-	-	-	-	-
Springdale Township, Precinct 1						
Polling	662	114	56	56 100.00%	0	0.00%
AVCB (if used)	662	0	0	0 -	0	-
Total	662	114	56	56 100.00%	0	0.00%

Statement of Votes Cast
Manistee County Michigan
Official Election Results
August 2, 2016 Primary Election

Date:08/04/16
Time:16:34:01
Page:140 of 386

	REP Sprdale Twp Clerk					
	Reg. Voters	Times Counted	Total Votes	Penny Nelson (REP)	Write-In Votes	
Stronach Township, Precinct 1						
Polling	-	-	-	-	-	-
AVCB (if used)	-	-	-	-	-	-
Total	-	-	-	-	-	-
Total						
Polling	662	114	56	56 100.00%	0	0.00%
AVCB (if used)	662	0	0	0 -	0	-
Total	662	114	56	56 100.00%	0	0.00%

Statement of Votes Cast
Manistee County Michigan
Official Election Results
August 2, 2016 Primary Election

Date:08/04/16
Time:16:34:01
Page:141 of 386

	REP Sprdale Twp Treasurer			
	Reg. Voters	Times Counted	Total Votes	Write-In Votes
Jurisdiction Wide				
City of Manistec, Precinct 1				
Polling	-	-	-	-
AVCB (if used)	-	-	-	-
Total	-	-	-	-
City of Manistec, Precinct 2				
Polling	-	-	-	-
AVCB (if used)	-	-	-	-
Total	-	-	-	-
Arcadia Township, Precinct 1				
Polling	-	-	-	-
AVCB (if used)	-	-	-	-
Total	-	-	-	-
Bear Lake Township, Precinct 1				
Polling	-	-	-	-
AVCB (if used)	-	-	-	-
Total	-	-	-	-
Brown Township, Precinct 1				
Polling	-	-	-	-
AVCB (if used)	-	-	-	-
Total	-	-	-	-
Cleon Township, Precinct 1				
Polling	-	-	-	-
AVCB (if used)	-	-	-	-
Total	-	-	-	-
Dickson Township, Precinct 1				
Polling	-	-	-	-
AVCB (if used)	-	-	-	-
Total	-	-	-	-
Charter Township of Filer, Precinct 1				
Polling	-	-	-	-
AVCB (if used)	-	-	-	-
Total	-	-	-	-
Manistee Township, Precinct 1				
Polling	-	-	-	-
AVCB (if used)	-	-	-	-
Total	-	-	-	-
Maple Grove Township, Precinct 1				
Polling	-	-	-	-
AVCB (if used)	-	-	-	-
Total	-	-	-	-
Marilla Township, Precinct 1				
Polling	-	-	-	-
AVCB (if used)	-	-	-	-
Total	-	-	-	-
Norman Township, Precinct 1				
Polling	-	-	-	-
AVCB (if used)	-	-	-	-
Total	-	-	-	-
Onckama Township, Precinct 1				
Polling	-	-	-	-
AVCB (if used)	-	-	-	-
Total	-	-	-	-
Pleasanton Township, Precinct 1				
Polling	-	-	-	-
AVCB (if used)	-	-	-	-
Total	-	-	-	-
Springdale Township, Precinct 1				
Polling	662	114	2	2 100.00%
AVCB (if used)	662	0	0	0
Total	662	114	2	2 100.00%

Statement of Votes Cast
Manistee County Michigan
Official Election Results
August 2, 2016 Primary Election

Date:08/04/16
Time:16:34:01
Page:142 of 386

	REP Sprdale Twp Treasurer			
	Reg. Voters	Times Counted	Total Votes	Write-In Votes
Stronach Township, Precinct 1				
Polling	-	-	-	-
AVCB (if used)	-	-	-	-
Total	-	-	-	-
Total				
Polling	662	114	2	2 100.00%
AVCB (if used)	662	0	0	0
Total	662	114	2	2 100.00%

Statement of Votes Cast
Manistee County Michigan
Official Election Results
August 2, 2016 Primary Election

Date:08/04/16
Time:16:34:01
Page:143 of 386

	REP Sprdale Twp Trustee						
	Reg. Voters	Times Counted	Total Votes	J Wallace Whcclock (REP)	Write-In Votes		
Jurisdiction Wide							
City of Manistee, Precinct 1							
Polling	-	-	-	-	-	-	-
AVCB (if used)	-	-	-	-	-	-	-
Total	-	-	-	-	-	-	-
City of Manistee, Precinct 2							
Polling	-	-	-	-	-	-	-
AVCB (if used)	-	-	-	-	-	-	-
Total	-	-	-	-	-	-	-
Arcadia Township, Precinct 1							
Polling	-	-	-	-	-	-	-
AVCB (if used)	-	-	-	-	-	-	-
Total	-	-	-	-	-	-	-
Bear Lake Township, Precinct 1							
Polling	-	-	-	-	-	-	-
AVCB (if used)	-	-	-	-	-	-	-
Total	-	-	-	-	-	-	-
Brown Township, Precinct 1							
Polling	-	-	-	-	-	-	-
AVCB (if used)	-	-	-	-	-	-	-
Total	-	-	-	-	-	-	-
Cleon Township, Precinct 1							
Polling	-	-	-	-	-	-	-
AVCB (if used)	-	-	-	-	-	-	-
Total	-	-	-	-	-	-	-
Dickson Township, Precinct 1							
Polling	-	-	-	-	-	-	-
AVCB (if used)	-	-	-	-	-	-	-
Total	-	-	-	-	-	-	-
Charter Township of Filer, Precinct 1							
Polling	-	-	-	-	-	-	-
AVCB (if used)	-	-	-	-	-	-	-
Total	-	-	-	-	-	-	-
Manistee Township, Precinct 1							
Polling	-	-	-	-	-	-	-
AVCB (if used)	-	-	-	-	-	-	-
Total	-	-	-	-	-	-	-
Maple Grove Township, Precinct 1							
Polling	-	-	-	-	-	-	-
AVCB (if used)	-	-	-	-	-	-	-
Total	-	-	-	-	-	-	-
Marilla Township, Precinct 1							
Polling	-	-	-	-	-	-	-
AVCB (if used)	-	-	-	-	-	-	-
Total	-	-	-	-	-	-	-
Norman Township, Precinct 1							
Polling	-	-	-	-	-	-	-
AVCB (if used)	-	-	-	-	-	-	-
Total	-	-	-	-	-	-	-
Onckama Township, Precinct 1							
Polling	-	-	-	-	-	-	-
AVCB (if used)	-	-	-	-	-	-	-
Total	-	-	-	-	-	-	-
Pleasanton Township, Precinct 1							
Polling	-	-	-	-	-	-	-
AVCB (if used)	-	-	-	-	-	-	-
Total	-	-	-	-	-	-	-
Springdale Township, Precinct 1							
Polling	662	114	61	60 98.36%	1	1.64%	-
AVCB (if used)	662	0	0	0 -	0	-	-
Total	662	114	61	60 98.36%	1	1.64%	-

Statement of Votes Cast
Manistee County Michigan
Official Election Results
August 2, 2016 Primary Election

Date:08/04/16
Time:16:34:01
Page:144 of 386

	REP Sprdale Twp Trustee					
	Reg. Voters	Times Counted	Total Votes	J Wallace Wheelock (REP)	Write-In Votes	
Stronach Township, Precinct 1						
Polling	-	-	-	-	-	-
AVCB (if used)	-	-	-	-	-	-
Total	-	-	-	-	-	-
Total						
Polling	662	114	61	60 98.36%	1	1.64%
AVCB (if used)	662	0	0	0 -	0	-
Total	662	114	61	60 98.36%	1	1.64%

Statement of Votes Cast
Manistee County Michigan
Official Election Results
August 2, 2016 Primary Election

Date:08/04/16
Time:16:34:01
Page:145 of 386

	REP Stronach Twp Supervisor			
	Reg. Voters	Times Counted	Total Votes	Write-In Votes
Jurisdiction Wide				
City of Manistee, Precinct 1				
Polling	-	-	-	-
AVCB (if used)	-	-	-	-
Total	-	-	-	-
City of Manistee, Precinct 2				
Polling	-	-	-	-
AVCB (if used)	-	-	-	-
Total	-	-	-	-
Arcadia Township, Precinct 1				
Polling	-	-	-	-
AVCB (if used)	-	-	-	-
Total	-	-	-	-
Bear Lake Township, Precinct 1				
Polling	-	-	-	-
AVCB (if used)	-	-	-	-
Total	-	-	-	-
Brown Township, Precinct 1				
Polling	-	-	-	-
AVCB (if used)	-	-	-	-
Total	-	-	-	-
Cleon Township, Precinct 1				
Polling	-	-	-	-
AVCB (if used)	-	-	-	-
Total	-	-	-	-
Dickson Township, Precinct 1				
Polling	-	-	-	-
AVCB (if used)	-	-	-	-
Total	-	-	-	-
Charter Township of Filer, Precinct 1				
Polling	-	-	-	-
AVCB (if used)	-	-	-	-
Total	-	-	-	-
Manistee Township, Precinct 1				
Polling	-	-	-	-
AVCB (if used)	-	-	-	-
Total	-	-	-	-
Maple Grove Township, Precinct 1				
Polling	-	-	-	-
AVCB (if used)	-	-	-	-
Total	-	-	-	-
Marilla Township, Precinct 1				
Polling	-	-	-	-
AVCB (if used)	-	-	-	-
Total	-	-	-	-
Norman Township, Precinct 1				
Polling	-	-	-	-
AVCB (if used)	-	-	-	-
Total	-	-	-	-
Onkama Township, Precinct 1				
Polling	-	-	-	-
AVCB (if used)	-	-	-	-
Total	-	-	-	-
Pleasanton Township, Precinct 1				
Polling	-	-	-	-
AVCB (if used)	-	-	-	-
Total	-	-	-	-
Springdale Township, Precinct 1				
Polling	-	-	-	-
AVCB (if used)	-	-	-	-
Total	-	-	-	-

Statement of Votes Cast
Manistee County Michigan
Official Election Results
August 2, 2016 Primary Election

Date:08/04/16
Time:16:34:01
Page:146 of 386

REP Stronach Twp Supervisor				
	Reg. Voters	Times Counted	Total Votes	Write-In Votes
Stronach Township, Precinct 1				
Polling	715	198	6	6 100.00%
AVCB (if used)	715	0	0	0 -
Total	715	198	6	6 100.00%
Total				
Polling	715	198	6	6 100.00%
AVCB (if used)	715	0	0	0 -
Total	715	198	6	6 100.00%

Statement of Votes Cast
Manistee County Michigan
Official Election Results
August 2, 2016 Primary Election

Date:08/04/16
Time:16:34:01
Page:147 of 386

	REP Stronach Twp Clerk				
	Reg. Voters	Times Counted	Total Votes	Barbara Rishel (REP)	Write-In Votes
Jurisdiction Wide					
City of Manistee, Precinct 1					
Polling	-	-	-	-	-
AVCB (if used)	-	-	-	-	-
Total	-	-	-	-	-
City of Manistee, Precinct 2					
Polling	-	-	-	-	-
AVCB (if used)	-	-	-	-	-
Total	-	-	-	-	-
Arcadia Township, Precinct 1					
Polling	-	-	-	-	-
AVCB (if used)	-	-	-	-	-
Total	-	-	-	-	-
Bear Lake Township, Precinct 1					
Polling	-	-	-	-	-
AVCB (if used)	-	-	-	-	-
Total	-	-	-	-	-
Brown Township, Precinct 1					
Polling	-	-	-	-	-
AVCB (if used)	-	-	-	-	-
Total	-	-	-	-	-
Cleon Township, Precinct 1					
Polling	-	-	-	-	-
AVCB (if used)	-	-	-	-	-
Total	-	-	-	-	-
Dickson Township, Precinct 1					
Polling	-	-	-	-	-
AVCB (if used)	-	-	-	-	-
Total	-	-	-	-	-
Charter Township of Filer, Precinct 1					
Polling	-	-	-	-	-
AVCB (if used)	-	-	-	-	-
Total	-	-	-	-	-
Manistee Township, Precinct 1					
Polling	-	-	-	-	-
AVCB (if used)	-	-	-	-	-
Total	-	-	-	-	-
Maple Grove Township, Precinct 1					
Polling	-	-	-	-	-
AVCB (if used)	-	-	-	-	-
Total	-	-	-	-	-
Marilla Township, Precinct 1					
Polling	-	-	-	-	-
AVCB (if used)	-	-	-	-	-
Total	-	-	-	-	-
Norman Township, Precinct 1					
Polling	-	-	-	-	-
AVCB (if used)	-	-	-	-	-
Total	-	-	-	-	-
Onckama Township, Precinct 1					
Polling	-	-	-	-	-
AVCB (if used)	-	-	-	-	-
Total	-	-	-	-	-
Pleasanton Township, Precinct 1					
Polling	-	-	-	-	-
AVCB (if used)	-	-	-	-	-
Total	-	-	-	-	-
Springdale Township, Precinct 1					
Polling	-	-	-	-	-
AVCB (if used)	-	-	-	-	-
Total	-	-	-	-	-

Statement of Votes Cast
Manistee County Michigan
Official Election Results
August 2, 2016 Primary Election

Date:08/04/16
Time:16:34:01
Page:148 of 386

REP Stronach Twp Clerk						
	Reg. Voters	Times Counted	Total Votes	Barbara Rishel (REP)	Write-In Votes	
Stronach Township, Precinct 1						
Polling	715	198	85	85 100.00%	0	0.00%
AVCB (if used)	715	0	0	0 -	0	-
Total	715	198	85	85 100.00%	0	0.00%
Total						
Polling	715	198	85	85 100.00%	0	0.00%
AVCB (if used)	715	0	0	0 -	0	-
Total	715	198	85	85 100.00%	0	0.00%

Statement of Votes Cast
Manistee County Michigan
Official Election Results
August 2, 2016 Primary Election

Date:08/04/16
Time:16:34:01
Page:149 of 386

	REP Stronach Twp Treasurer			
	Reg. Voters	Times Counted	Total Votes	Write-In Votes
Jurisdiction Wide				
City of Manistee, Precinct 1				
Polling	-	-	-	-
AVCB (if used)	-	-	-	-
Total	-	-	-	-
City of Manistee, Precinct 2				
Polling	-	-	-	-
AVCB (if used)	-	-	-	-
Total	-	-	-	-
Arcadia Township, Precinct 1				
Polling	-	-	-	-
AVCB (if used)	-	-	-	-
Total	-	-	-	-
Bear Lake Township, Precinct 1				
Polling	-	-	-	-
AVCB (if used)	-	-	-	-
Total	-	-	-	-
Brown Township, Precinct 1				
Polling	-	-	-	-
AVCB (if used)	-	-	-	-
Total	-	-	-	-
Cleon Township, Precinct 1				
Polling	-	-	-	-
AVCB (if used)	-	-	-	-
Total	-	-	-	-
Dickson Township, Precinct 1				
Polling	-	-	-	-
AVCB (if used)	-	-	-	-
Total	-	-	-	-
Charter Township of Filer, Precinct 1				
Polling	-	-	-	-
AVCB (if used)	-	-	-	-
Total	-	-	-	-
Manistee Township, Precinct 1				
Polling	-	-	-	-
AVCB (if used)	-	-	-	-
Total	-	-	-	-
Maple Grove Township, Precinct 1				
Polling	-	-	-	-
AVCB (if used)	-	-	-	-
Total	-	-	-	-
Marilla Township, Precinct 1				
Polling	-	-	-	-
AVCB (if used)	-	-	-	-
Total	-	-	-	-
Norman Township, Precinct 1				
Polling	-	-	-	-
AVCB (if used)	-	-	-	-
Total	-	-	-	-
Oneskama Township, Precinct 1				
Polling	-	-	-	-
AVCB (if used)	-	-	-	-
Total	-	-	-	-
Picasanton Township, Precinct 1				
Polling	-	-	-	-
AVCB (if used)	-	-	-	-
Total	-	-	-	-
Springdale Township, Precinct 1				
Polling	-	-	-	-
AVCB (if used)	-	-	-	-
Total	-	-	-	-

Statement of Votes Cast
Manistee County Michigan
Official Election Results
August 2, 2016 Primary Election

Date:08/04/16
Time:16:34:01
Page:150 of 386

	REP Stronach Twp Treasurer			
	Reg. Voters	Times Counted	Total Votes	Write-In Votes
Stronach Township, Precinct 1				
Polling	715	198	13	13 100.00%
AVCB (if used)	715	0	0	0 -
Total	715	198	13	13 100.00%
Total				
Polling	715	198	13	13 100.00%
AVCB (if used)	715	0	0	0 -
Total	715	198	13	13 100.00%

Statement of Votes Cast
Manistee County Michigan
Official Election Results
August 2, 2016 Primary Election

Date:08/04/16
Time:16:34:01
Page:151 of 386

	REP Stronach Twp Trustee				
	Reg. Voters	Times Counted	Total Votes	Phil Landis (REP)	Write-In Votes
Jurisdiction Wide					
City of Manistee, Precinct 1					
Polling	-	-	-	-	-
AVCB (if used)	-	-	-	-	-
Total	-	-	-	-	-
City of Manistee, Precinct 2					
Polling	-	-	-	-	-
AVCB (if used)	-	-	-	-	-
Total	-	-	-	-	-
Arcadia Township, Precinct 1					
Polling	-	-	-	-	-
AVCB (if used)	-	-	-	-	-
Total	-	-	-	-	-
Bear Lake Township, Precinct 1					
Polling	-	-	-	-	-
AVCB (if used)	-	-	-	-	-
Total	-	-	-	-	-
Brown Township, Precinct 1					
Polling	-	-	-	-	-
AVCB (if used)	-	-	-	-	-
Total	-	-	-	-	-
Cleon Township, Precinct 1					
Polling	-	-	-	-	-
AVCB (if used)	-	-	-	-	-
Total	-	-	-	-	-
Dickson Township, Precinct 1					
Polling	-	-	-	-	-
AVCB (if used)	-	-	-	-	-
Total	-	-	-	-	-
Charter Township of Filer, Precinct 1					
Polling	-	-	-	-	-
AVCB (if used)	-	-	-	-	-
Total	-	-	-	-	-
Manistee Township, Precinct 1					
Polling	-	-	-	-	-
AVCB (if used)	-	-	-	-	-
Total	-	-	-	-	-
Maple Grove Township, Precinct 1					
Polling	-	-	-	-	-
AVCB (if used)	-	-	-	-	-
Total	-	-	-	-	-
Marilla Township, Precinct 1					
Polling	-	-	-	-	-
AVCB (if used)	-	-	-	-	-
Total	-	-	-	-	-
Norman Township, Precinct 1					
Polling	-	-	-	-	-
AVCB (if used)	-	-	-	-	-
Total	-	-	-	-	-
Onkama Township, Precinct 1					
Polling	-	-	-	-	-
AVCB (if used)	-	-	-	-	-
Total	-	-	-	-	-
Pleasanton Township, Precinct 1					
Polling	-	-	-	-	-
AVCB (if used)	-	-	-	-	-
Total	-	-	-	-	-
Springdale Township, Precinct 1					
Polling	-	-	-	-	-
AVCB (if used)	-	-	-	-	-
Total	-	-	-	-	-

Statement of Votes Cast
Manistee County Michigan
Official Election Results
August 2, 2016 Primary Election

Date:08/04/16
Time:16:34:01
Page:152 of 386

	REP Stronach Twp Trustee						
	Reg. Voters	Times Counted	Total Votes	Phil Landis (REP)		Write-In Votes	
Stronach Township, Precinct I							
Polling	715	198	79	78	98.73%	1	1.27%
AVCB (if used)	715	0	0	0	-	0	-
Total	715	198	79	78	98.73%	1	1.27%
Total							
Polling	715	198	79	78	98.73%	1	1.27%
AVCB (if used)	715	0	0	0	-	0	-
Total	715	198	79	78	98.73%	1	1.27%

Date:08/04/16
Time:16:34:01
Page:153 of 386

[illegible]

Statement of Votes Cast
Manistee County Michigan
Official Election Results
August 2, 2016 Primary Election

Date:08/04/16
Time:16:34:01
Page:154 of 386

REP C-Manistee I Delegate

	Reg. Voters	Times Counted	Total Votes	Joanne Y. Cleaver (REP)	Mark J. Cleaver (REP)	George F. Wagoner (REP)
Stronach Township, Precinct 1						
Polling	-	-	-	-	-	-
AVCB (if used)	-	-	-	-	-	-
Total	-	-	-	-	-	-
Total						
Polling	2287	384	441	105 23.81%	98 22.22%	125 28.34%
AVCB (if used)	2287	416	488	115 23.57%	112 22.95%	146 29.92%
Total	2287	800	929	220 23.68%	210 22.60%	271 29.17%

Statement of Votes Cast
Manistee County Michigan
Official Election Results
August 2, 2016 Primary Election

Date:08/04/16
Time:16:34:01
Page:155 of 386

	REP C-Manistee 1 Delegate			
	Robert R. Zielesch (REP)		Write-In Votes	
Jurisdiction Wide				
City of Manistee, Precinct 1				
Polling	104	23.58%	9	2.04%
AVCB (if used)	114	23.36%	1	0.20%
Total	218	23.47%	10	1.08%
City of Manistee, Precinct 2				
Polling	-	-	-	-
AVCB (if used)	-	-	-	-
Total	-	-	-	-
Arcadia Township, Precinct 1				
Polling	-	-	-	-
AVCB (if used)	-	-	-	-
Total	-	-	-	-
Bear Lake Township, Precinct 1				
Polling	-	-	-	-
AVCB (if used)	-	-	-	-
Total	-	-	-	-
Brown Township, Precinct 1				
Polling	-	-	-	-
AVCB (if used)	-	-	-	-
Total	-	-	-	-
Cleon Township, Precinct 1				
Polling	-	-	-	-
AVCB (if used)	-	-	-	-
Total	-	-	-	-
Dickson Township, Precinct 1				
Polling	-	-	-	-
AVCB (if used)	-	-	-	-
Total	-	-	-	-
Charter Township of Filer, Precinct 1				
Polling	-	-	-	-
AVCB (if used)	-	-	-	-
Total	-	-	-	-
Manistee Township, Precinct 1				
Polling	-	-	-	-
AVCB (if used)	-	-	-	-
Total	-	-	-	-
Maple Grove Township, Precinct 1				
Polling	-	-	-	-
AVCB (if used)	-	-	-	-
Total	-	-	-	-
Marilla Township, Precinct 1				
Polling	-	-	-	-
AVCB (if used)	-	-	-	-
Total	-	-	-	-
Norman Township, Precinct 1				
Polling	-	-	-	-
AVCB (if used)	-	-	-	-
Total	-	-	-	-
Onkama Township, Precinct 1				
Polling	-	-	-	-
AVCB (if used)	-	-	-	-
Total	-	-	-	-
Pleasanton Township, Precinct 1				
Polling	-	-	-	-
AVCB (if used)	-	-	-	-
Total	-	-	-	-
Springdale Township, Precinct 1				
Polling	-	-	-	-
AVCB (if used)	-	-	-	-
Total	-	-	-	-

Statement of Votes Cast
Manistee County Michigan
Official Election Results
August 2, 2016 Primary Election

Date:08/04/16
Time:16:34:01
Page:156 of 386

	REP C-Manistee 1 Delegate			
	Robert R. Zielesch (REP)		Write-In Votes	
Stronach Township, Precinct 1				
Polling	-	-	-	-
AVCB (if used)	-	-	-	-
Total	-	-	-	-
Total				
Polling	104	23.58%	9	2.04%
AVCB (if used)	114	23.36%	1	0.20%
Total	218	23.47%	10	1.08%

Statement of Votes Cast
Manistee County Michigan
Official Election Results
August 2, 2016 Primary Election

Date:08/04/16
Time:16:34:01
Page:157 of 386

	REP C-Manistee 2 Delegate					
	Reg. Voters	Times Counted	Total Votes	Darlene Carcy (REP)		Write-In Votes
Jurisdiction Wide						
City of Manistee, Precinct 1						
Polling	-	-	-	-	-	-
AVCB (if used)	-	-	-	-	-	-
Total	-	-	-	-	-	-
City of Manistee, Precinct 2						
Polling	2537	347	153	151	98.69%	2 1.31%
AVCB (if used)	2537	270	104	104	100.00%	0 0.00%
Total	2537	617	257	255	99.22%	2 0.78%
Arcadia Township, Precinct 1						
Polling	-	-	-	-	-	-
AVCB (if used)	-	-	-	-	-	-
Total	-	-	-	-	-	-
Bear Lake Township, Precinct 1						
Polling	-	-	-	-	-	-
AVCB (if used)	-	-	-	-	-	-
Total	-	-	-	-	-	-
Brown Township, Precinct 1						
Polling	-	-	-	-	-	-
AVCB (if used)	-	-	-	-	-	-
Total	-	-	-	-	-	-
Cleon Township, Precinct 1						
Polling	-	-	-	-	-	-
AVCB (if used)	-	-	-	-	-	-
Total	-	-	-	-	-	-
Dickson Township, Precinct 1						
Polling	-	-	-	-	-	-
AVCB (if used)	-	-	-	-	-	-
Total	-	-	-	-	-	-
Charter Township of Filer, Precinct 1						
Polling	-	-	-	-	-	-
AVCB (if used)	-	-	-	-	-	-
Total	-	-	-	-	-	-
Manistee Township, Precinct 1						
Polling	-	-	-	-	-	-
AVCB (if used)	-	-	-	-	-	-
Total	-	-	-	-	-	-
Maple Grove Township, Precinct 1						
Polling	-	-	-	-	-	-
AVCB (if used)	-	-	-	-	-	-
Total	-	-	-	-	-	-
Marilla Township, Precinct 1						
Polling	-	-	-	-	-	-
AVCB (if used)	-	-	-	-	-	-
Total	-	-	-	-	-	-
Norran Township, Precinct 1						
Polling	-	-	-	-	-	-
AVCB (if used)	-	-	-	-	-	-
Total	-	-	-	-	-	-
Onkama Township, Precinct 1						
Polling	-	-	-	-	-	-
AVCB (if used)	-	-	-	-	-	-
Total	-	-	-	-	-	-
Pleasanton Township, Precinct 1						
Polling	-	-	-	-	-	-
AVCB (if used)	-	-	-	-	-	-
Total	-	-	-	-	-	-
Springdale Township, Precinct 1						
Polling	-	-	-	-	-	-
AVCB (if used)	-	-	-	-	-	-
Total	-	-	-	-	-	-

Statement of Votes Cast
Manistee County Michigan
Official Election Results
August 2, 2016 Primary Election

Date:08/04/16
Time:16:34:01
Page:158 of 386

	REP C-Manistee 2 Delegate					
	Reg. Voters	Times Counted	Total Votes	Darlene Carey (REP)		Write-In Votes
Stronach Township, Precinct 1						
Polling	-	-	-	-	-	-
AVCB (if used)	-	-	-	-	-	-
Total	-	-	-	-	-	-
Total						
Polling	2537	347	153	151	98.69%	2 1.31%
AVCB (if used)	2537	270	104	104	100.00%	0 0.00%
Total	2537	617	257	255	99.22%	2 0.78%

Statement of Votes Cast
Manistee County Michigan
Official Election Results
August 2, 2016 Primary Election

Date:08/04/16
Time:16:34:01
Page:159 of 386

	REP Arcadia 1 Delegate					
	Reg. Voters	Times Counted	Total Votes	Tom Wass (REP)		Write-In Votes
Jurisdiction Wide						
City of Manistee, Precinct 1						
Polling	-	-	-	-	-	-
AVCB (if used)	-	-	-	-	-	-
Total	-	-	-	-	-	-
City of Manistee, Precinct 2						
Polling	-	-	-	-	-	-
AVCB (if used)	-	-	-	-	-	-
Total	-	-	-	-	-	-
Arcadia Township, Precinct 1						
Polling	569	217	89	88	98.88%	1 1.12%
AVCB (if used)	569	0	0	0	-	0
Total	569	217	89	88	98.88%	1 1.12%
Bear Lake Township, Precinct 1						
Polling	-	-	-	-	-	-
AVCB (if used)	-	-	-	-	-	-
Total	-	-	-	-	-	-
Brown Township, Precinct 1						
Polling	-	-	-	-	-	-
AVCB (if used)	-	-	-	-	-	-
Total	-	-	-	-	-	-
Cleon Township, Precinct 1						
Polling	-	-	-	-	-	-
AVCB (if used)	-	-	-	-	-	-
Total	-	-	-	-	-	-
Dickson Township, Precinct 1						
Polling	-	-	-	-	-	-
AVCB (if used)	-	-	-	-	-	-
Total	-	-	-	-	-	-
Charter Township of Filer, Precinct 1						
Polling	-	-	-	-	-	-
AVCB (if used)	-	-	-	-	-	-
Total	-	-	-	-	-	-
Manistee Township, Precinct 1						
Polling	-	-	-	-	-	-
AVCB (if used)	-	-	-	-	-	-
Total	-	-	-	-	-	-
Maple Grove Township, Precinct 1						
Polling	-	-	-	-	-	-
AVCB (if used)	-	-	-	-	-	-
Total	-	-	-	-	-	-
Marilla Township, Precinct 1						
Polling	-	-	-	-	-	-
AVCB (if used)	-	-	-	-	-	-
Total	-	-	-	-	-	-
Norman Township, Precinct 1						
Polling	-	-	-	-	-	-
AVCB (if used)	-	-	-	-	-	-
Total	-	-	-	-	-	-
Onckama Township, Precinct 1						
Polling	-	-	-	-	-	-
AVCB (if used)	-	-	-	-	-	-
Total	-	-	-	-	-	-
Pleasanton Township, Precinct 1						
Polling	-	-	-	-	-	-
AVCB (if used)	-	-	-	-	-	-
Total	-	-	-	-	-	-
Springdale Township, Precinct 1						
Polling	-	-	-	-	-	-
AVCB (if used)	-	-	-	-	-	-
Total	-	-	-	-	-	-

Statement of Votes Cast
Manistee County Michigan
Official Election Results
August 2, 2016 Primary Election

Date:08/04/16
Time:16:34:01
Page:160 of 386

	REP Arcadia 1 Delegate						
	Reg. Voters	Times Counted	Total Votes	Tom Wass (REP)	Write-In Votes		
Stronach Township, Precinct 1							
Polling	-	-	-	-	-	-	-
AVCB (if used)	-	-	-	-	-	-	-
Total	-	-	-	-	-	-	-
Total							
Polling	569	217	89	88 98.88%	1	1.12%	
AVCB (if used)	569	0	0	0 -	0	-	
Total	569	217	89	88 98.88%	1	1.12%	

Statement of Votes Cast
Manistee County Michigan
Official Election Results
August 2, 2016 Primary Election

Date:08/04/16
Time:16:34:01
Page:161 of 386

	REP Bear Lake 1 Delegate					
	Reg. Voters	Times Counted	Total Votes	Kathleen Scarlata (REP)	Write-In Votes	
Jurisdiction Wide						
City of Manistee, Precinct 1						
Polling	-	-	-	-	-	-
AVCB (if used)	-	-	-	-	-	-
Total	-	-	-	-	-	-
City of Manistee, Precinct 2						
Polling	-	-	-	-	-	-
AVCB (if used)	-	-	-	-	-	-
Total	-	-	-	-	-	-
Arcadia Township, Precinct 1						
Polling	-	-	-	-	-	-
AVCB (if used)	-	-	-	-	-	-
Total	-	-	-	-	-	-
Bear Lake Township, Precinct 1						
Polling	1423	446	259	254 98.07%	5 1.93%	
AVCB (if used)	1423	0	0	0	0	
Total	1423	446	259	254 98.07%	5 1.93%	
Brown Township, Precinct 1						
Polling	-	-	-	-	-	-
AVCB (if used)	-	-	-	-	-	-
Total	-	-	-	-	-	-
Cleon Township, Precinct 1						
Polling	-	-	-	-	-	-
AVCB (if used)	-	-	-	-	-	-
Total	-	-	-	-	-	-
Dickson Township, Precinct 1						
Polling	-	-	-	-	-	-
AVCB (if used)	-	-	-	-	-	-
Total	-	-	-	-	-	-
Charter Township of Filer, Precinct 1						
Polling	-	-	-	-	-	-
AVCB (if used)	-	-	-	-	-	-
Total	-	-	-	-	-	-
Manistee Township, Precinct 1						
Polling	-	-	-	-	-	-
AVCB (if used)	-	-	-	-	-	-
Total	-	-	-	-	-	-
Maple Grove Township, Precinct 1						
Polling	-	-	-	-	-	-
AVCB (if used)	-	-	-	-	-	-
Total	-	-	-	-	-	-
Marilla Township, Precinct 1						
Polling	-	-	-	-	-	-
AVCB (if used)	-	-	-	-	-	-
Total	-	-	-	-	-	-
Norman Township, Precinct 1						
Polling	-	-	-	-	-	-
AVCB (if used)	-	-	-	-	-	-
Total	-	-	-	-	-	-
Onkama Township, Precinct 1						
Polling	-	-	-	-	-	-
AVCB (if used)	-	-	-	-	-	-
Total	-	-	-	-	-	-
Pleasanton Township, Precinct 1						
Polling	-	-	-	-	-	-
AVCB (if used)	-	-	-	-	-	-
Total	-	-	-	-	-	-
Springdale Township, Precinct 1						
Polling	-	-	-	-	-	-
AVCB (if used)	-	-	-	-	-	-
Total	-	-	-	-	-	-

Statement of Votes Cast
Manistee County Michigan
Official Election Results
August 2, 2016 Primary Election

Date:08/04/16
Time:16:34:01
Page:162 of 386

REP Bear Lake 1 Delegate							
	Reg. Voters	Times Connted	Total Votes	Kathleen Scarlata (REP)		Write-In Votes	
Stronach Township, Precinct 1							
Polling	-	-	-	-	-	-	-
AVCB (if used)	-	-	-	-	-	-	-
Total	-	-	-	-	-	-	-
Total							
Polling	1423	446	259	254	98.07%	5	1.93%
AVCB (if used)	1423	0	0	0	-	0	-
Total	1423	446	259	254	98.07%	5	1.93%

Statement of Votes Cast
Manistee County Michigan
Official Election Results
August 2, 2016 Primary Election

Date:08/04/16
Time:16:34:01
Page:163 of 386

	REP Brown 1 Delegate				REP Cleon 1 Delegate			
	Reg. Voters	Times Counted	Total Votes	Write-In Votes	Reg. Voters	Times Counted	Total Votes	Write-In Votes
Jurisdiction Wide								
City of Manistee, Precinct 1								
Polling	-	-	-	-	-	-	-	-
AVCB (if used)	-	-	-	-	-	-	-	-
Total	-	-	-	-	-	-	-	-
City of Manistee, Precinct 2								
Polling	-	-	-	-	-	-	-	-
AVCB (if used)	-	-	-	-	-	-	-	-
Total	-	-	-	-	-	-	-	-
Arcadia Township, Precinct 1								
Polling	-	-	-	-	-	-	-	-
AVCB (if used)	-	-	-	-	-	-	-	-
Total	-	-	-	-	-	-	-	-
Bear Lake Township, Precinct 1								
Polling	-	-	-	-	-	-	-	-
AVCB (if used)	-	-	-	-	-	-	-	-
Total	-	-	-	-	-	-	-	-
Brown Township, Precinct 1								
Polling	581	179	3	3 100.00%	-	-	-	-
AVCB (if used)	581	0	0	0	-	-	-	-
Total	581	179	3	3 100.00%	-	-	-	-
Cleon Township, Precinct 1								
Polling	-	-	-	-	771	103	7	7 100.00%
AVCB (if used)	-	-	-	-	771	0	0	0
Total	-	-	-	-	771	103	7	7 100.00%
Dickson Township, Precinct 1								
Polling	-	-	-	-	-	-	-	-
AVCB (if used)	-	-	-	-	-	-	-	-
Total	-	-	-	-	-	-	-	-
Charter Township of Filer, Precinct 1								
Polling	-	-	-	-	-	-	-	-
AVCB (if used)	-	-	-	-	-	-	-	-
Total	-	-	-	-	-	-	-	-
Manistee Township, Precinct 1								
Polling	-	-	-	-	-	-	-	-
AVCB (if used)	-	-	-	-	-	-	-	-
Total	-	-	-	-	-	-	-	-
Maple Grove Township, Precinct 1								
Polling	-	-	-	-	-	-	-	-
AVCB (if used)	-	-	-	-	-	-	-	-
Total	-	-	-	-	-	-	-	-
Marilla Township, Precinct 1								
Polling	-	-	-	-	-	-	-	-
AVCB (if used)	-	-	-	-	-	-	-	-
Total	-	-	-	-	-	-	-	-
Norman Township, Precinct 1								
Polling	-	-	-	-	-	-	-	-
AVCB (if used)	-	-	-	-	-	-	-	-
Total	-	-	-	-	-	-	-	-
Oneskama Township, Precinct 1								
Polling	-	-	-	-	-	-	-	-
AVCB (if used)	-	-	-	-	-	-	-	-
Total	-	-	-	-	-	-	-	-
Pleasanton Township, Precinct 1								
Polling	-	-	-	-	-	-	-	-
AVCB (if used)	-	-	-	-	-	-	-	-
Total	-	-	-	-	-	-	-	-
Springdale Township, Precinct 1								
Polling	-	-	-	-	-	-	-	-
AVCB (if used)	-	-	-	-	-	-	-	-
Total	-	-	-	-	-	-	-	-

Statement of Votes Cast
Manistee County Michigan
Official Election Results
August 2, 2016 Primary Election

Date:08/04/16
Time:16:34:01
Page:164 of 386

	REP Brown 1 Delegate				REP Cleon 1 Delegate			
	Reg. Voters	Times Counted	Total Votes	Write-In Votes	Reg. Voters	Times Counted	Total Votes	Write-In Votes
Stronach Township, Precinct 1								
Polling	-	-	-	-	-	-	-	-
AVCB (if used)	-	-	-	-	-	-	-	-
Total	-	-	-	-	-	-	-	-
Total								
Polling	581	179	3	3 100.00%	771	103	7	7 100.00%
AVCB (if used)	581	0	0	0 -	771	0	0	0 -
Total	581	179	3	3 100.00%	771	103	7	7 100.00%

Statement of Votes Cast
Manistee County Michigan
Official Election Results
August 2, 2016 Primary Election

Date:08/04/16
Time:16:34:01
Page:165 of 386

	REP Dickson 1 Delegate			
	Reg. Voters	Times Counted	Total Votes	Write-In Votes
Jurisdiction Wide				
City of Manistee, Precinct 1				
Polling	-	-	-	-
AVCB (if used)	-	-	-	-
Total	-	-	-	-
City of Manistee, Precinct 2				
Polling	-	-	-	-
AVCB (if used)	-	-	-	-
Total	-	-	-	-
Arcadia Township, Precinct 1				
Polling	-	-	-	-
AVCB (if used)	-	-	-	-
Total	-	-	-	-
Bear Lake Township, Precinct 1				
Polling	-	-	-	-
AVCB (if used)	-	-	-	-
Total	-	-	-	-
Brown Township, Precinct 1				
Polling	-	-	-	-
AVCB (if used)	-	-	-	-
Total	-	-	-	-
Cleon Township, Precinct 1				
Polling	-	-	-	-
AVCB (if used)	-	-	-	-
Total	-	-	-	-
Dickson Township, Precinct 1				
Polling	758	196	2	2 100.00%
AVCB (if used)	758	0	0	0
Total	758	196	2	2 100.00%
Charter Township of Filer, Precinct 1				
Polling	-	-	-	-
AVCB (if used)	-	-	-	-
Total	-	-	-	-
Manistee Township, Precinct 1				
Polling	-	-	-	-
AVCB (if used)	-	-	-	-
Total	-	-	-	-
Maple Grove Township, Precinct 1				
Polling	-	-	-	-
AVCB (if used)	-	-	-	-
Total	-	-	-	-
Marilla Township, Precinct 1				
Polling	-	-	-	-
AVCB (if used)	-	-	-	-
Total	-	-	-	-
Norman Township, Precinct 1				
Polling	-	-	-	-
AVCB (if used)	-	-	-	-
Total	-	-	-	-
Onckama Township, Precinct 1				
Polling	-	-	-	-
AVCB (if used)	-	-	-	-
Total	-	-	-	-
Pleasanton Township, Precinct 1				
Polling	-	-	-	-
AVCB (if used)	-	-	-	-
Total	-	-	-	-
Springdale Township, Precinct 1				
Polling	-	-	-	-
AVCB (if used)	-	-	-	-
Total	-	-	-	-

Statement of Votes Cast
Manistee County Michigan
Official Election Results
August 2, 2016 Primary Election

Date:08/04/16
Time:16:34:01
Page:166 of 386

	REP Dickson 1 Delegate			
	Reg. Voters	Times Counted	Total Votes	Write-In Votes
Stronach Township, Precinct 1				
Polling	-	-	-	-
AVCB (if used)	-	-	-	-
Total	-	-	-	-
Total				
Polling	758	196	2	2 100.00%
AVCB (if used)	758	0	0	0 -
Total	758	196	2	2 100.00%

Statement of Votes Cast
Manistee County Michigan
Official Election Results
August 2, 2016 Primary Election

Date:08/04/16
Time:16:34:01
Page:167 of 386

	REP Filer 1 Delegate					
	Reg. Voters	Times Counted	Total Votes	Jill M. Nowak (REP)	Write-In Votes	
Jurisdiction Wide						
City of Manistee, Precinct 1						
Polling	-	-	-	-	-	-
AVCB (if used)	-	-	-	-	-	-
Total	-	-	-	-	-	-
City of Manistee, Precinct 2						
Polling	-	-	-	-	-	-
AVCB (if used)	-	-	-	-	-	-
Total	-	-	-	-	-	-
Arcadia Township, Precinct 1						
Polling	-	-	-	-	-	-
AVCB (if used)	-	-	-	-	-	-
Total	-	-	-	-	-	-
Bear Lake Township, Precinct 1						
Polling	-	-	-	-	-	-
AVCB (if used)	-	-	-	-	-	-
Total	-	-	-	-	-	-
Brown Township, Precinct 1						
Polling	-	-	-	-	-	-
AVCB (if used)	-	-	-	-	-	-
Total	-	-	-	-	-	-
Cleon Township, Precinct 1						
Polling	-	-	-	-	-	-
AVCB (if used)	-	-	-	-	-	-
Total	-	-	-	-	-	-
Dickson Township, Precinct 1						
Polling	-	-	-	-	-	-
AVCB (if used)	-	-	-	-	-	-
Total	-	-	-	-	-	-
Charter Township of Filer, Precinct 1						
Polling	1960	740	279	276 98.92%	3 1.08%	-
AVCB (if used)	1960	0	0	0 -	0 -	-
Total	1960	740	279	276 98.92%	3 1.08%	-
Manistee Township, Precinct 1						
Polling	-	-	-	-	-	-
AVCB (if used)	-	-	-	-	-	-
Total	-	-	-	-	-	-
Maple Grove Township, Precinct 1						
Polling	-	-	-	-	-	-
AVCB (if used)	-	-	-	-	-	-
Total	-	-	-	-	-	-
Marilla Township, Precinct 1						
Polling	-	-	-	-	-	-
AVCB (if used)	-	-	-	-	-	-
Total	-	-	-	-	-	-
Norman Township, Precinct 1						
Polling	-	-	-	-	-	-
AVCB (if used)	-	-	-	-	-	-
Total	-	-	-	-	-	-
Oneskama Township, Precinct 1						
Polling	-	-	-	-	-	-
AVCB (if used)	-	-	-	-	-	-
Total	-	-	-	-	-	-
Pleasanton Township, Precinct 1						
Polling	-	-	-	-	-	-
AVCB (if used)	-	-	-	-	-	-
Total	-	-	-	-	-	-
Springdale Township, Precinct 1						
Polling	-	-	-	-	-	-
AVCB (if used)	-	-	-	-	-	-
Total	-	-	-	-	-	-

Statement of Votes Cast
Manistee County Michigan
Official Election Results
August 2, 2016 Primary Election

Date:08/04/16
Time:16:34:01
Page:168 of 386

	REP Filer 1 Delegate					
	Reg. Voters	Times Counted	Total Votes	Jill M. Nowak (REP)	Write-In Votes	
Stronach Township, Precinct 1						
Polling	-	-	-	-	-	-
AVCB (if used)	-	-	-	-	-	-
Total	-	-	-	-	-	-
Total						
Polling	1960	740	279	276 98.92%	3 1.08%	
AVCB (if used)	1960	0	0	0 -	0 -	
Total	1960	740	279	276 98.92%	3 1.08%	

Statement of Votes Cast
Manistee County Michigan
Official Election Results
August 2, 2016 Primary Election

Date:08/04/16
Time:16:34:01
Page:169 of 386

	REP Manistee Twp 1 Delegate					
	Reg. Voters	Times Counted	Total Votes	Jeffrey Dontz (REP)	Write-In Votes	
Jurisdiction Wide						
City of Manistee, Precinct 1						
Polling	-	-	-	-	-	-
AVCB (if used)	-	-	-	-	-	-
Total	-	-	-	-	-	-
City of Manistee, Precinct 2						
Polling	-	-	-	-	-	-
AVCB (if used)	-	-	-	-	-	-
Total	-	-	-	-	-	-
Arcadia Township, Precinct 1						
Polling	-	-	-	-	-	-
AVCB (if used)	-	-	-	-	-	-
Total	-	-	-	-	-	-
Bear Lake Township, Precinct 1						
Polling	-	-	-	-	-	-
AVCB (if used)	-	-	-	-	-	-
Total	-	-	-	-	-	-
Brown Township, Precinct 1						
Polling	-	-	-	-	-	-
AVCB (if used)	-	-	-	-	-	-
Total	-	-	-	-	-	-
Cleon Township, Precinct 1						
Polling	-	-	-	-	-	-
AVCB (if used)	-	-	-	-	-	-
Total	-	-	-	-	-	-
Dickson Township, Precinct 1						
Polling	-	-	-	-	-	-
AVCB (if used)	-	-	-	-	-	-
Total	-	-	-	-	-	-
Charter Township of Filer, Precinct 1						
Polling	-	-	-	-	-	-
AVCB (if used)	-	-	-	-	-	-
Total	-	-	-	-	-	-
Manistee Township, Precinct 1						
Polling	2582	509	281	273 97.15%	8 2.85%	
AVCB (if used)	2582	328	149	140 93.96%	9 6.04%	
Total	2582	837	430	413 96.05%	17 3.95%	
Maple Grove Township, Precinct 1						
Polling	-	-	-	-	-	-
AVCB (if used)	-	-	-	-	-	-
Total	-	-	-	-	-	-
Marilla Township, Precinct 1						
Polling	-	-	-	-	-	-
AVCB (if used)	-	-	-	-	-	-
Total	-	-	-	-	-	-
Norman Township, Precinct 1						
Polling	-	-	-	-	-	-
AVCB (if used)	-	-	-	-	-	-
Total	-	-	-	-	-	-
Onkama Township, Precinct 1						
Polling	-	-	-	-	-	-
AVCB (if used)	-	-	-	-	-	-
Total	-	-	-	-	-	-
Pleasanton Township, Precinct 1						
Polling	-	-	-	-	-	-
AVCB (if used)	-	-	-	-	-	-
Total	-	-	-	-	-	-
Springdale Township, Precinct 1						
Polling	-	-	-	-	-	-
AVCB (if used)	-	-	-	-	-	-
Total	-	-	-	-	-	-

Statement of Votes Cast
Manistee County Michigan
Official Election Results
August 2, 2016 Primary Election

Date:08/04/16
Time:16:34:01
Page:170 of 386

REP Manistee Twp 1 Delegate							
	Reg. Voters	Times Counted	Total Votes	Jeffrey Dontz (REP)		Write-In Votes	
Stronach Township, Precinct 1							
Polling	-	-	-	-	-	-	-
AVCB (if used)	-	-	-	-	-	-	-
Total	-	-	-	-	-	-	-
Total							
Polling	2582	509	281	273	97.15%	8	2.85%
AVCB (if used)	2582	328	149	140	93.96%	9	6.04%
Total	2582	837	430	413	96.05%	17	3.95%

Statement of Votes Cast
Manistee County Michigan
Official Election Results
August 2, 2016 Primary Election

Date:08/04/16
Time:16:34:01
Page:171 of 386

	REP Maple Grv 1 Delegate						
	Reg. Voters	Times Counted	Total Votes	Richard Schmidt (REP)	Write-In Votes		
Jurisdiction Wide							
City of Manistee, Precinct 1							
Polling	-	-	-	-	-	-	-
AVCB (if used)	-	-	-	-	-	-	-
Total	-	-	-	-	-	-	-
City of Manistee, Precinct 2							
Polling	-	-	-	-	-	-	-
AVCB (if used)	-	-	-	-	-	-	-
Total	-	-	-	-	-	-	-
Arcadia Township, Precinct 1							
Polling	-	-	-	-	-	-	-
AVCB (if used)	-	-	-	-	-	-	-
Total	-	-	-	-	-	-	-
Bear Lake Township, Precinct 1							
Polling	-	-	-	-	-	-	-
AVCB (if used)	-	-	-	-	-	-	-
Total	-	-	-	-	-	-	-
Brown Township, Precinct 1							
Polling	-	-	-	-	-	-	-
AVCB (if used)	-	-	-	-	-	-	-
Total	-	-	-	-	-	-	-
Cleon Township, Precinct 1							
Polling	-	-	-	-	-	-	-
AVCB (if used)	-	-	-	-	-	-	-
Total	-	-	-	-	-	-	-
Dickson Township, Precinct 1							
Polling	-	-	-	-	-	-	-
AVCB (if used)	-	-	-	-	-	-	-
Total	-	-	-	-	-	-	-
Charter Township of Filer, Precinct 1							
Polling	-	-	-	-	-	-	-
AVCB (if used)	-	-	-	-	-	-	-
Total	-	-	-	-	-	-	-
Manistee Township, Precinct 1							
Polling	-	-	-	-	-	-	-
AVCB (if used)	-	-	-	-	-	-	-
Total	-	-	-	-	-	-	-
Maple Grove Township, Precinct 1							
Polling	972	232	114	112 98.25%	2	1.75%	
AVCB (if used)	972	0	0	0	0		
Total	972	232	114	112 98.25%	2	1.75%	
Marilla Township, Precinct 1							
Polling	-	-	-	-	-	-	-
AVCB (if used)	-	-	-	-	-	-	-
Total	-	-	-	-	-	-	-
Norman Township, Precinct 1							
Polling	-	-	-	-	-	-	-
AVCB (if used)	-	-	-	-	-	-	-
Total	-	-	-	-	-	-	-
Onckama Township, Precinct 1							
Polling	-	-	-	-	-	-	-
AVCB (if used)	-	-	-	-	-	-	-
Total	-	-	-	-	-	-	-
Pleasanton Township, Precinct 1							
Polling	-	-	-	-	-	-	-
AVCB (if used)	-	-	-	-	-	-	-
Total	-	-	-	-	-	-	-
Springdale Township, Precinct 1							
Polling	-	-	-	-	-	-	-
AVCB (if used)	-	-	-	-	-	-	-
Total	-	-	-	-	-	-	-

Statement of Votes Cast
Manistee County Michigan
Official Election Results
August 2, 2016 Primary Election

Date:08/04/16
Time:16:34:01
Page:172 of 386

REP Maple Grv 1 Delegate							
	Reg. Voters	Times Counted	Total Votes	Richard Schmidt (REP)		Write-In Votes	
Stronach Township, Precinct 1							
Polling	-	-	-	-	-	-	-
AVCB (if used)	-	-	-	-	-	-	-
Total	-	-	-	-	-	-	-
Total							
Polling	972	232	114	112	98.25%	2	1.75%
AVCB (if used)	972	0	0	0	-	0	-
Total	972	232	114	112	98.25%	2	1.75%

Statement of Votes Cast
Manistee County Michigan
Official Election Results
August 2, 2016 Primary Election

Date:08/04/16
Time:16:34:01
Page:173 of 386

	REP Marilla 1 Delegate				REP Norman 1 Delegate			
	Reg. Voters	Times Counted	Total Votes	Write-In Votes	Reg. Voters	Times Counted	Total Votes	Write-In Votes
Jurisdiction Wide								
City of Manistee, Precinct 1								
Polling	-	-	-	-	-	-	-	-
AVCB (if used)	-	-	-	-	-	-	-	-
Total	-	-	-	-	-	-	-	-
City of Manistee, Precinct 2								
Polling	-	-	-	-	-	-	-	-
AVCB (if used)	-	-	-	-	-	-	-	-
Total	-	-	-	-	-	-	-	-
Arcadia Township, Precinct 1								
Polling	-	-	-	-	-	-	-	-
AVCB (if used)	-	-	-	-	-	-	-	-
Total	-	-	-	-	-	-	-	-
Bear Lake Township, Precinct 1								
Polling	-	-	-	-	-	-	-	-
AVCB (if used)	-	-	-	-	-	-	-	-
Total	-	-	-	-	-	-	-	-
Brown Township, Precinct 1								
Polling	-	-	-	-	-	-	-	-
AVCB (if used)	-	-	-	-	-	-	-	-
Total	-	-	-	-	-	-	-	-
Cleon Township, Precinct 1								
Polling	-	-	-	-	-	-	-	-
AVCB (if used)	-	-	-	-	-	-	-	-
Total	-	-	-	-	-	-	-	-
Dickson Township, Precinct 1								
Polling	-	-	-	-	-	-	-	-
AVCB (if used)	-	-	-	-	-	-	-	-
Total	-	-	-	-	-	-	-	-
Charter Township of Filer, Precinct 1								
Polling	-	-	-	-	-	-	-	-
AVCB (if used)	-	-	-	-	-	-	-	-
Total	-	-	-	-	-	-	-	-
Manistee Township, Precinct 1								
Polling	-	-	-	-	-	-	-	-
AVCB (if used)	-	-	-	-	-	-	-	-
Total	-	-	-	-	-	-	-	-
Maple Grove Township, Precinct 1								
Polling	-	-	-	-	-	-	-	-
AVCB (if used)	-	-	-	-	-	-	-	-
Total	-	-	-	-	-	-	-	-
Marilla Township, Precinct 1								
Polling	310	77	2	2 100.00%	-	-	-	-
AVCB (if used)	310	0	0	0	-	-	-	-
Total	310	77	2	2 100.00%	-	-	-	-
Norman Township, Precinct 1								
Polling	-	-	-	-	1387	395	9	9 100.00%
AVCB (if used)	-	-	-	-	1387	0	0	0
Total	-	-	-	-	1387	395	9	9 100.00%
Onkama Township, Precinct 1								
Polling	-	-	-	-	-	-	-	-
AVCB (if used)	-	-	-	-	-	-	-	-
Total	-	-	-	-	-	-	-	-
Picasanton Township, Precinct 1								
Polling	-	-	-	-	-	-	-	-
AVCB (if used)	-	-	-	-	-	-	-	-
Total	-	-	-	-	-	-	-	-
Springdale Township, Precinct 1								
Polling	-	-	-	-	-	-	-	-
AVCB (if used)	-	-	-	-	-	-	-	-
Total	-	-	-	-	-	-	-	-

Statement of Votes Cast
Manistee County Michigan
Official Election Results
August 2, 2016 Primary Election

Date:08/04/16
Time:16:34:01
Page:174 of 386

	REP Marilla 1 Delegate				REP Norman 1 Delegate			
	Reg. Voters	Times Counted	Total Votes	Write-In Votes	Reg. Voters	Times Counted	Total Votes	Write-In Votes
Stronach Township, Precinct 1								
Polling	-	-	-	-	-	-	-	-
AVCB (if used)	-	-	-	-	-	-	-	-
Total	-	-	-	-	-	-	-	-
Total								
Polling	310	77	2	2 100.00%	1387	395	9	9 100.00%
AVCB (if used)	310	0	0	0	1387	0	0	0
Total	310	77	2	2 100.00%	1387	395	9	9 100.00%

Statement of Votes Cast
Manistee County Michigan
Official Election Results
August 2, 2016 Primary Election

Date:08/04/16
Time:16:34:01
Page:175 of 386

	REP Onekama 1 Delegate						
	Reg. Voters	Times Counted	Total Votes	Barbara Behling (REP)	Write-In Votes		
Jurisdiction Wide							
City of Manistee, Precinct 1							
Polling	-	-	-	-	-	-	-
AVCB (if used)	-	-	-	-	-	-	-
Total	-	-	-	-	-	-	-
City of Manistee, Precinct 2							
Polling	-	-	-	-	-	-	-
AVCB (if used)	-	-	-	-	-	-	-
Total	-	-	-	-	-	-	-
Arcadia Township, Precinct 1							
Polling	-	-	-	-	-	-	-
AVCB (if used)	-	-	-	-	-	-	-
Total	-	-	-	-	-	-	-
Bear Lake Township, Precinct 1							
Polling	-	-	-	-	-	-	-
AVCB (if used)	-	-	-	-	-	-	-
Total	-	-	-	-	-	-	-
Brown Township, Precinct 1							
Polling	-	-	-	-	-	-	-
AVCB (if used)	-	-	-	-	-	-	-
Total	-	-	-	-	-	-	-
Cleon Township, Precinct 1							
Polling	-	-	-	-	-	-	-
AVCB (if used)	-	-	-	-	-	-	-
Total	-	-	-	-	-	-	-
Dickson Township, Precinct 1							
Polling	-	-	-	-	-	-	-
AVCB (if used)	-	-	-	-	-	-	-
Total	-	-	-	-	-	-	-
Charter Township of Filer, Precinct 1							
Polling	-	-	-	-	-	-	-
AVCB (if used)	-	-	-	-	-	-	-
Total	-	-	-	-	-	-	-
Manistee Township, Precinct 1							
Polling	-	-	-	-	-	-	-
AVCB (if used)	-	-	-	-	-	-	-
Total	-	-	-	-	-	-	-
Maple Grove Township, Precinct 1							
Polling	-	-	-	-	-	-	-
AVCB (if used)	-	-	-	-	-	-	-
Total	-	-	-	-	-	-	-
Marilla Township, Precinct 1							
Polling	-	-	-	-	-	-	-
AVCB (if used)	-	-	-	-	-	-	-
Total	-	-	-	-	-	-	-
Norman Township, Precinct 1							
Polling	-	-	-	-	-	-	-
AVCB (if used)	-	-	-	-	-	-	-
Total	-	-	-	-	-	-	-
Onekama Township, Precinct 1							
Polling	1257	510	231	230 99.57%	1	0.43%	-
AVCB (if used)	1257	0	0	0	0	-	-
Total	1257	510	231	230 99.57%	1	0.43%	-
Pleasanton Township, Precinct 1							
Polling	-	-	-	-	-	-	-
AVCB (if used)	-	-	-	-	-	-	-
Total	-	-	-	-	-	-	-
Springdale Township, Precinct 1							
Polling	-	-	-	-	-	-	-
AVCB (if used)	-	-	-	-	-	-	-
Total	-	-	-	-	-	-	-

Statement of Votes Cast
Manistee County Michigan
Official Election Results
August 2, 2016 Primary Election

Date:08/04/16
Time:16:34:01
Page:176 of 386

	REP Onckama 1 Delegate						
	Reg. Voters	Times Counted	Total Votes	Barbara Behling (REP)		Write-In Votes	
Stronach Township, Precinct 1							
Polling	-	-	-	-	-	-	-
AVCB (if used)	-	-	-	-	-	-	-
Total	-	-	-	-	-	-	-
Total							
Polling	1257	510	231	230	99.57%	1	0.43%
AVCB (if used)	1257	0	0	0	-	0	-
Total	1257	510	231	230	99.57%	1	0.43%

Statement of Votes Cast
Manistee County Michigan
Official Election Results
August 2, 2016 Primary Election

Date:08/04/16
Time:16:34:01
Page:177 of 386

	REP Pleasanton 1 Delegate						
	Reg. Voters	Times Counted	Total Votes	Art Sippola (REP)		Write-In Votes	
Jurisdiction Wide							
City of Manistee, Precinct 1							
Polling	-	-	-	-	-	-	-
AVCB (if used)	-	-	-	-	-	-	-
Total	-	-	-	-	-	-	-
City of Manistee, Precinct 2							
Polling	-	-	-	-	-	-	-
AVCB (if used)	-	-	-	-	-	-	-
Total	-	-	-	-	-	-	-
Arcadia Township, Precinct 1							
Polling	-	-	-	-	-	-	-
AVCB (if used)	-	-	-	-	-	-	-
Total	-	-	-	-	-	-	-
Bear Lake Township, Precinct 1							
Polling	-	-	-	-	-	-	-
AVCB (if used)	-	-	-	-	-	-	-
Total	-	-	-	-	-	-	-
Brown Township, Precinct 1							
Polling	-	-	-	-	-	-	-
AVCB (if used)	-	-	-	-	-	-	-
Total	-	-	-	-	-	-	-
Cleon Township, Precinct 1							
Polling	-	-	-	-	-	-	-
AVCB (if used)	-	-	-	-	-	-	-
Total	-	-	-	-	-	-	-
Dickson Township, Precinct 1							
Polling	-	-	-	-	-	-	-
AVCB (if used)	-	-	-	-	-	-	-
Total	-	-	-	-	-	-	-
Charter Township of Filer, Precinct 1							
Polling	-	-	-	-	-	-	-
AVCB (if used)	-	-	-	-	-	-	-
Total	-	-	-	-	-	-	-
Manistee Township, Precinct 1							
Polling	-	-	-	-	-	-	-
AVCB (if used)	-	-	-	-	-	-	-
Total	-	-	-	-	-	-	-
Maple Grove Township, Precinct 1							
Polling	-	-	-	-	-	-	-
AVCB (if used)	-	-	-	-	-	-	-
Total	-	-	-	-	-	-	-
Marilla Township, Precinct 1							
Polling	-	-	-	-	-	-	-
AVCB (if used)	-	-	-	-	-	-	-
Total	-	-	-	-	-	-	-
Norman Township, Precinct 1							
Polling	-	-	-	-	-	-	-
AVCB (if used)	-	-	-	-	-	-	-
Total	-	-	-	-	-	-	-
Onckama Township, Precinct 1							
Polling	-	-	-	-	-	-	-
AVCB (if used)	-	-	-	-	-	-	-
Total	-	-	-	-	-	-	-
Pleasanton Township, Precinct 1							
Polling	684	195	117	111	94.87%	6	5.13%
AVCB (if used)	684	0	0	0	-	0	-
Total	684	195	117	111	94.87%	6	5.13%
Springdale Township, Precinct 1							
Polling	-	-	-	-	-	-	-
AVCB (if used)	-	-	-	-	-	-	-
Total	-	-	-	-	-	-	-

Statement of Votes Cast
Manistee County Michigan
Official Election Results
August 2, 2016 Primary Election

Date:08/04/16
Time:16:34:02
Page:178 of 386

	REP Picasanton 1 Delegate						
	Reg. Voters	Times Counted	Total Votes	Art Sippola (REP)		Write-In Votes	
Stronach Township, Precinct 1							
Polling	-	-	-	-	-	-	-
AVCB (if used)	-	-	-	-	-	-	-
Total	-	-	-	-	-	-	-
Total							
Polling	684	195	117	111	94.87%	6	5.13%
AVCB (if used)	684	0	0	0	-	0	-
Total	684	195	117	111	94.87%	6	5.13%

Statement of Votes Cast
Manistee County Michigan
Official Election Results
August 2, 2016 Primary Election

Date:08/04/16
Time:16:34:02
Page:179 of 386

	REP Sprdale 1 Delegate					
	Reg. Voters	Times Counted	Total Votes	Penelope Nelson (REP)	Richard J. Nelson (REP)	Write-In Votes
Jurisdiction Wide						
City of Manistee, Precinct 1						
Polling	-	-	-	-	-	-
AVCB (if used)	-	-	-	-	-	-
Total	-	-	-	-	-	-
City of Manistee, Precinct 2						
Polling	-	-	-	-	-	-
AVCB (if used)	-	-	-	-	-	-
Total	-	-	-	-	-	-
Arcadia Township, Precinct 1						
Polling	-	-	-	-	-	-
AVCB (if used)	-	-	-	-	-	-
Total	-	-	-	-	-	-
Bear Lake Township, Precinct 1						
Polling	-	-	-	-	-	-
AVCB (if used)	-	-	-	-	-	-
Total	-	-	-	-	-	-
Brown Township, Precinct 1						
Polling	-	-	-	-	-	-
AVCB (if used)	-	-	-	-	-	-
Total	-	-	-	-	-	-
Cleon Township, Precinct 1						
Polling	-	-	-	-	-	-
AVCB (if used)	-	-	-	-	-	-
Total	-	-	-	-	-	-
Dickson Township, Precinct 1						
Polling	-	-	-	-	-	-
AVCB (if used)	-	-	-	-	-	-
Total	-	-	-	-	-	-
Charter Township of Filer, Precinct 1						
Polling	-	-	-	-	-	-
AVCB (if used)	-	-	-	-	-	-
Total	-	-	-	-	-	-
Manistec Township, Precinct 1						
Polling	-	-	-	-	-	-
AVCB (if used)	-	-	-	-	-	-
Total	-	-	-	-	-	-
Maple Grove Township, Precinct 1						
Polling	-	-	-	-	-	-
AVCB (if used)	-	-	-	-	-	-
Total	-	-	-	-	-	-
Marilla Township, Precinct 1						
Polling	-	-	-	-	-	-
AVCB (if used)	-	-	-	-	-	-
Total	-	-	-	-	-	-
Norman Township, Precinct 1						
Polling	-	-	-	-	-	-
AVCB (if used)	-	-	-	-	-	-
Total	-	-	-	-	-	-
Oneskama Township, Precinct 1						
Polling	-	-	-	-	-	-
AVCB (if used)	-	-	-	-	-	-
Total	-	-	-	-	-	-
Pleasanton Township, Precinct 1						
Polling	-	-	-	-	-	-
AVCB (if used)	-	-	-	-	-	-
Total	-	-	-	-	-	-
Springdale Township, Precinct 1						
Polling	662	114	94	45 47.87%	48 51.06%	1 1.06%
AVCB (if used)	662	0	0	0 -	0 -	0 -
Total	662	114	94	45 47.87%	48 51.06%	1 1.06%

Statement of Votes Cast
Manistee County Michigan
Official Election Results
August 2, 2016 Primary Election

Date:08/04/16
Time:16:34:02
Page:180 of 386

REP Sprdale 1 Delegate									
	Reg. Voters	Times Counted	Total Votes	Penelope Nelson (REP)		Richard J. Nelson (REP)		Write-In Votes	
Stronach Township, Precinct 1									
Polling	-	-	-	-	-	-	-	-	-
AVCB (if used)	-	-	-	-	-	-	-	-	-
Total	-	-	-	-	-	-	-	-	-
Total									
Polling	662	114	94	45	47.87%	48	51.06%	1	1.06%
AVCB (if used)	662	0	0	0	-	0	-	0	-
Total	662	114	94	45	47.87%	48	51.06%	1	1.06%

Statement of Votes Cast
Manistee County Michigan
Official Election Results
August 2, 2016 Primary Election

Date:08/04/16
Time:16:34:02
Page:181 of 386

	REP Stronach 1 Delegate					
	Reg. Voters	Times Counted	Total Votes	Sally L. Blank (REP)	Steven R. Blank (REP)	Write-In Votes
Jurisdiction Wide						
City of Manistee, Precinct 1						
Polling	-	-	-	-	-	-
AVCB (if used)	-	-	-	-	-	-
Total	-	-	-	-	-	-
City of Manistee, Precinct 2						
Polling	-	-	-	-	-	-
AVCB (if used)	-	-	-	-	-	-
Total	-	-	-	-	-	-
Arcadia Township, Precinct 1						
Polling	-	-	-	-	-	-
AVCB (if used)	-	-	-	-	-	-
Total	-	-	-	-	-	-
Bear Lake Township, Precinct 1						
Polling	-	-	-	-	-	-
AVCB (if used)	-	-	-	-	-	-
Total	-	-	-	-	-	-
Brown Township, Precinct 1						
Polling	-	-	-	-	-	-
AVCB (if used)	-	-	-	-	-	-
Total	-	-	-	-	-	-
Cleon Township, Precinct 1						
Polling	-	-	-	-	-	-
AVCB (if used)	-	-	-	-	-	-
Total	-	-	-	-	-	-
Dickson Township, Precinct 1						
Polling	-	-	-	-	-	-
AVCB (if used)	-	-	-	-	-	-
Total	-	-	-	-	-	-
Charter Township of Filer, Precinct 1						
Polling	-	-	-	-	-	-
AVCB (if used)	-	-	-	-	-	-
Total	-	-	-	-	-	-
Manistee Township, Precinct 1						
Polling	-	-	-	-	-	-
AVCB (if used)	-	-	-	-	-	-
Total	-	-	-	-	-	-
Maple Grove Township, Precinct 1						
Polling	-	-	-	-	-	-
AVCB (if used)	-	-	-	-	-	-
Total	-	-	-	-	-	-
Marilla Township, Precinct 1						
Polling	-	-	-	-	-	-
AVCB (if used)	-	-	-	-	-	-
Total	-	-	-	-	-	-
Norman Township, Precinct 1						
Polling	-	-	-	-	-	-
AVCB (if used)	-	-	-	-	-	-
Total	-	-	-	-	-	-
Onkama Township, Precinct 1						
Polling	-	-	-	-	-	-
AVCB (if used)	-	-	-	-	-	-
Total	-	-	-	-	-	-
Pleasanton Township, Precinct 1						
Polling	-	-	-	-	-	-
AVCB (if used)	-	-	-	-	-	-
Total	-	-	-	-	-	-
Springdale Township, Precinct 1						
Polling	-	-	-	-	-	-
AVCB (if used)	-	-	-	-	-	-
Total	-	-	-	-	-	-

Statement of Votes Cast
Manistee County Michigan
Official Election Results
August 2, 2016 Primary Election

Date:08/04/16
Time:16:34:02
Page:182 of 386

REP Stronach 1 Delegate									
	Reg. Voters	Times Counted	Total Votes	Sally L. Blank (REP)		Steven R. Blank (REP)		Write-In Votes	
Stronach Township, Precinct 1									
Polling	715	198	141	71	50.35%	69	48.94%	1	0.71%
AVCB (if used)	715	0	0	0	-	0	-	0	-
Total	715	198	141	71	50.35%	69	48.94%	1	0.71%
Total									
Polling	715	198	141	71	50.35%	69	48.94%	1	0.71%
AVCB (if used)	715	0	0	0	-	0	-	0	-
Total	715	198	141	71	50.35%	69	48.94%	1	0.71%

Statement of Votes Cast
Manistee County Michigan
Official Election Results
August 2, 2016 Primary Election

Date:08/04/16
Time:16:34:02
Page:187 of 386

	DEM Prosecuting Attorney			
	Reg. Voters	Times Counted	Total Votes	Write-In Votes
Jurisdiction Wide				
City of Manistee, Precinct 1				
Polling	2287	384	9	9 100.00%
AVCB (if used)	2287	416	4	4 100.00%
Total	2287	800	13	13 100.00%
City of Manistee, Precinct 2				
Polling	2537	347	10	10 100.00%
AVCB (if used)	2537	270	2	2 100.00%
Total	2537	617	12	12 100.00%
Arcadia Township, Precinct 1				
Polling	569	217	2	2 100.00%
AVCB (if used)	569	0	0	0 -
Total	569	217	2	2 100.00%
Bear Lake Township, Precinct 1				
Polling	1423	446	4	4 100.00%
AVCB (if used)	1423	0	0	0 -
Total	1423	446	4	4 100.00%
Brown Township, Precinct 1				
Polling	581	179	0	0 -
AVCB (if used)	581	0	0	0 -
Total	581	179	0	0 -
Clcon Township, Precinct 1				
Polling	771	103	1	1 100.00%
AVCB (if used)	771	0	0	0 -
Total	771	103	1	1 100.00%
Dickson Township, Precinct 1				
Polling	758	196	6	6 100.00%
AVCB (if used)	758	0	0	0 -
Total	758	196	6	6 100.00%
Charter Township of Filer, Precinct 1				
Polling	1960	740	21	21 100.00%
AVCB (if used)	1960	0	0	0 -
Total	1960	740	21	21 100.00%
Manistee Township, Precinct 1				
Polling	2582	509	12	12 100.00%
AVCB (if used)	2582	328	3	3 100.00%
Total	2582	837	15	15 100.00%
Maple Grove Township, Precinct 1				
Polling	972	232	5	5 100.00%
AVCB (if used)	972	0	0	0 -
Total	972	232	5	5 100.00%
Marilla Township, Precinct 1				
Polling	310	77	3	3 100.00%
AVCB (if used)	310	0	0	0 -
Total	310	77	3	3 100.00%
Norman Township, Precinct 1				
Polling	1387	395	12	12 100.00%
AVCB (if used)	1387	0	0	0 -
Total	1387	395	12	12 100.00%
Onokama Township, Precinct 1				
Polling	1257	510	9	9 100.00%
AVCB (if used)	1257	0	0	0 -
Total	1257	510	9	9 100.00%
Pleasanton Township, Precinct 1				
Polling	684	195	3	3 100.00%
AVCB (if used)	684	0	0	0 -
Total	684	195	3	3 100.00%
Springdale Township, Precinct 1				
Polling	662	114	0	0 -
AVCB (if used)	662	0	0	0 -
Total	662	114	0	0 -

Statement of Votes Cast
Manistee County Michigan
Official Election Results
August 2, 2016 Primary Election

Date:08/04/16
Time:16:34:02
Page:188 of 386

	DEM Prosecuting Attorney			
	Reg. Voters	Times Counted	Total Votes	Write-In Votes
Stronach Township, Precinct 1				
Polling	715	198	7	7 100.00%
AVCB (if used)	715	0	0	0 -
Total	715	198	7	7 100.00%
Total				
Polling	19455	4842	104	104 100.00%
AVCB (if used)	19455	1014	9	9 100.00%
Total	19455	5856	113	113 100.00%

Statement of Votes Cast
Manistee County Michigan
Official Election Results
August 2, 2016 Primary Election

Date:08/04/16
Time:16:34:02
Page:189 of 386

	DEM County Sheriff					
	Reg. Voters	Times Counted	Total Votes	Kenneth Falk (DEM)	Write-In Votes	
Jurisdiction Wide						
City of Manistee, Precinct 1						
Polling	2287	384	95	94 98.95%	1 1.05%	
AVCB (if used)	2287	416	88	87 98.86%	1 1.14%	
Total	2287	800	183	181 98.91%	2 1.09%	
City of Manistee, Precinct 2						
Polling	2537	347	81	78 96.30%	3 3.70%	
AVCB (if used)	2537	270	77	76 98.70%	1 1.30%	
Total	2537	617	158	154 97.47%	4 2.53%	
Arcadia Township, Precinct 1						
Polling	569	217	83	83 100.00%	0 0.00%	
AVCB (if used)	569	0	0	0 -	0 -	
Total	569	217	83	83 100.00%	0 0.00%	
Bear Lake Township, Precinct 1						
Polling	1423	446	83	82 98.80%	1 1.20%	
AVCB (if used)	1423	0	0	0 -	0 -	
Total	1423	446	83	82 98.80%	1 1.20%	
Brown Township, Precinct 1						
Polling	581	179	43	43 100.00%	0 0.00%	
AVCB (if used)	581	0	0	0 -	0 -	
Total	581	179	43	43 100.00%	0 0.00%	
Cleon Township, Precinct 1						
Polling	771	103	23	23 100.00%	0 0.00%	
AVCB (if used)	771	0	0	0 -	0 -	
Total	771	103	23	23 100.00%	0 0.00%	
Dickson Township, Precinct 1						
Polling	758	196	52	52 100.00%	0 0.00%	
AVCB (if used)	758	0	0	0 -	0 -	
Total	758	196	52	52 100.00%	0 0.00%	
Charter Township of Filer, Precinct 1						
Polling	1960	740	263	260 98.86%	3 1.14%	
AVCB (if used)	1960	0	0	0 -	0 -	
Total	1960	740	263	260 98.86%	3 1.14%	
Manistee Township, Precinct 1						
Polling	2582	509	117	115 98.29%	2 1.71%	
AVCB (if used)	2582	328	103	102 99.03%	1 0.97%	
Total	2582	837	220	217 98.64%	3 1.36%	
Maple Grove Township, Precinct 1						
Polling	972	232	61	59 96.72%	2 3.28%	
AVCB (if used)	972	0	0	0 -	0 -	
Total	972	232	61	59 96.72%	2 3.28%	
Marilla Township, Precinct 1						
Polling	310	77	26	26 100.00%	0 0.00%	
AVCB (if used)	310	0	0	0 -	0 -	
Total	310	77	26	26 100.00%	0 0.00%	
Norman Township, Precinct 1						
Polling	1387	395	119	118 99.16%	1 0.84%	
AVCB (if used)	1387	0	0	0 -	0 -	
Total	1387	395	119	118 99.16%	1 0.84%	
Onckama Township, Precinct 1						
Polling	1257	510	117	117 100.00%	0 0.00%	
AVCB (if used)	1257	0	0	0 -	0 -	
Total	1257	510	117	117 100.00%	0 0.00%	
Pleasanton Township, Precinct 1						
Polling	684	195	36	36 100.00%	0 0.00%	
AVCB (if used)	684	0	0	0 -	0 -	
Total	684	195	36	36 100.00%	0 0.00%	
Springdale Township, Precinct 1						
Polling	662	114	28	28 100.00%	0 0.00%	
AVCB (if used)	662	0	0	0 -	0 -	
Total	662	114	28	28 100.00%	0 0.00%	

Statement of Votes Cast
Manistee County Michigan
Official Election Results
August 2, 2016 Primary Election

Date:08/04/16
Time:16:34:02
Page:190 of 386

DEM County Sheriff							
	Reg. Voters	Times Counted	Total Votes	Kenneth Falk (DEM)		Write-In Votes	
Stronach Township, Precinct 1							
Polling	715	198	61	61	100.00%	0	0.00%
AVCB (if used)	715	0	0	0	-	0	-
Total	715	198	61	61	100.00%	0	0.00%
Total							
Polling	19455	4842	1288	1275	98.99%	13	1.01%
AVCB (if used)	19455	1014	268	265	98.88%	3	1.12%
Total	19455	5856	1556	1540	98.97%	16	1.03%

Statement of Votes Cast
Manistee County Michigan
Official Election Results
August 2, 2016 Primary Election

Date:08/04/16
Time:16:34:02
Page:191 of 386

	DEM County Clerk			
	Reg. Voters	Times Counted	Total Votes	Write-In Votes
Jurisdiction Wide				
City of Manistee, Precinct 1				
Polling	2287	384	6	6 100.00%
AVCB (if used)	2287	416	4	4 100.00%
Total	2287	800	10	10 100.00%
City of Manistee, Precinct 2				
Polling	2537	347	4	4 100.00%
AVCB (if used)	2537	270	1	1 100.00%
Total	2537	617	5	5 100.00%
Arcadia Township, Precinct 1				
Polling	569	217	3	3 100.00%
AVCB (if used)	569	0	0	0 -
Total	569	217	3	3 100.00%
Bear Lake Township, Precinct 1				
Polling	1423	446	3	3 100.00%
AVCB (if used)	1423	0	0	0 -
Total	1423	446	3	3 100.00%
Brown Township, Precinct 1				
Polling	581	179	0	0 -
AVCB (if used)	581	0	0	0 -
Total	581	179	0	0 -
Cleon Township, Precinct 1				
Polling	771	103	2	2 100.00%
AVCB (if used)	771	0	0	0 -
Total	771	103	2	2 100.00%
Dickson Township, Precinct 1				
Polling	758	196	1	1 100.00%
AVCB (if used)	758	0	0	0 -
Total	758	196	1	1 100.00%
Charter Township of Filer, Precinct 1				
Polling	1960	740	16	16 100.00%
AVCB (if used)	1960	0	0	0 -
Total	1960	740	16	16 100.00%
Manistee Township, Precinct 1				
Polling	2582	509	11	11 100.00%
AVCB (if used)	2582	328	2	2 100.00%
Total	2582	837	13	13 100.00%
Maple Grove Township, Precinct 1				
Polling	972	232	6	6 100.00%
AVCB (if used)	972	0	0	0 -
Total	972	232	6	6 100.00%
Marilla Township, Precinct 1				
Polling	310	77	2	2 100.00%
AVCB (if used)	310	0	0	0 -
Total	310	77	2	2 100.00%
Norman Township, Precinct 1				
Polling	1387	395	8	8 100.00%
AVCB (if used)	1387	0	0	0 -
Total	1387	395	8	8 100.00%
Onckama Township, Precinct 1				
Polling	1257	510	7	7 100.00%
AVCB (if used)	1257	0	0	0 -
Total	1257	510	7	7 100.00%
Picasanton Township, Precinct 1				
Polling	684	195	1	1 100.00%
AVCB (if used)	684	0	0	0 -
Total	684	195	1	1 100.00%
Springdale Township, Precinct 1				
Polling	662	114	0	0 -
AVCB (if used)	662	0	0	0 -
Total	662	114	0	0 -

Statement of Votes Cast
Manistee County Michigan
Official Election Results
August 2, 2016 Primary Election

Date:08/04/16
Time:16:34:02
Page:192 of 386

	DEM County Clerk			
	Reg. Voters	Times Counted	Total Votes	Write-In Votes
Stronach Township, Precinct 1				
Polling	715	198	4	4 100.00%
AVCB (if used)	715	0	0	0 -
Total	715	198	4	4 100.00%
Total				
Polling	19455	4842	74	74 100.00%
AVCB (if used)	19455	1014	7	7 100.00%
Total	19455	5856	81	81 100.00%

Statement of Votes Cast
Manistee County Michigan
Official Election Results
August 2, 2016 Primary Election

Date:08/04/16
Time:16:34:02
Page:193 of 386

	DEM County Treasurer							
	Reg. Voters	Times Counted	Total Votes	Chris A. Olen (DEM)		Russell Pomeroy (DEM)		Write-In Votes
Jurisdiction Wide								
City of Manistee, Precinct 1								
Polling	2287	384	116	34	29.31%	81	69.83%	1 0.86%
AVCB (if used)	2287	416	101	38	37.62%	62	61.39%	1 0.99%
Total	2287	800	217	72	33.18%	143	65.90%	2 0.92%
City of Manistee, Precinct 2								
Polling	2537	347	93	35	37.63%	57	61.29%	1 1.08%
AVCB (if used)	2537	270	80	31	38.75%	49	61.25%	0 0.00%
Total	2537	617	173	66	38.15%	106	61.27%	1 0.58%
Arcadia Township, Precinct 1								
Polling	569	217	81	43	53.09%	38	46.91%	0 0.00%
AVCB (if used)	569	0	0	0	-	0	-	0 -
Total	569	217	81	43	53.09%	38	46.91%	0 0.00%
Bear Lake Township, Precinct 1								
Polling	1423	446	88	37	42.05%	51	57.95%	0 0.00%
AVCB (if used)	1423	0	0	0	-	0	-	0 -
Total	1423	446	88	37	42.05%	51	57.95%	0 0.00%
Brown Township, Precinct 1								
Polling	581	179	48	17	35.42%	31	64.58%	0 0.00%
AVCB (if used)	581	0	0	0	-	0	-	0 -
Total	581	179	48	17	35.42%	31	64.58%	0 0.00%
Cleon Township, Precinct 1								
Polling	771	103	30	18	60.00%	12	40.00%	0 0.00%
AVCB (if used)	771	0	0	0	-	0	-	0 -
Total	771	103	30	18	60.00%	12	40.00%	0 0.00%
Dickson Township, Precinct 1								
Polling	758	196	57	26	45.61%	30	52.63%	1 1.75%
AVCB (if used)	758	0	0	0	-	0	-	0 -
Total	758	196	57	26	45.61%	30	52.63%	1 1.75%
Charter Township of Filer, Precinct 1								
Polling	1960	740	325	95	29.23%	229	70.46%	1 0.31%
AVCB (if used)	1960	0	0	0	-	0	-	0 -
Total	1960	740	325	95	29.23%	229	70.46%	1 0.31%
Manistee Township, Precinct 1								
Polling	2582	509	130	60	46.15%	69	53.08%	1 0.77%
AVCB (if used)	2582	328	108	61	56.48%	46	42.59%	1 0.93%
Total	2582	837	238	121	50.84%	115	48.32%	2 0.84%
Maple Grove Township, Precinct 1								
Polling	972	232	58	29	50.00%	28	48.28%	1 1.72%
AVCB (if used)	972	0	0	0	-	0	-	0 -
Total	972	232	58	29	50.00%	28	48.28%	1 1.72%
Marilla Township, Precinct 1								
Polling	310	77	27	9	33.33%	18	66.67%	0 0.00%
AVCB (if used)	310	0	0	0	-	0	-	0 -
Total	310	77	27	9	33.33%	18	66.67%	0 0.00%
Norman Township, Precinct 1								
Polling	1387	395	131	57	43.51%	74	56.49%	0 0.00%
AVCB (if used)	1387	0	0	0	-	0	-	0 -
Total	1387	395	131	57	43.51%	74	56.49%	0 0.00%
Onkama Township, Precinct 1								
Polling	1257	510	128	44	34.38%	84	65.63%	0 0.00%
AVCB (if used)	1257	0	0	0	-	0	-	0 -
Total	1257	510	128	44	34.38%	84	65.63%	0 0.00%
Pleasanton Township, Precinct 1								
Polling	684	195	43	17	39.53%	26	60.47%	0 0.00%
AVCB (if used)	684	0	0	0	-	0	-	0 -
Total	684	195	43	17	39.53%	26	60.47%	0 0.00%
Springdale Township, Precinct 1								
Polling	662	114	29	18	62.07%	11	37.93%	0 0.00%
AVCB (if used)	662	0	0	0	-	0	-	0 -
Total	662	114	29	18	62.07%	11	37.93%	0 0.00%

Statement of Votes Cast
Manistee County Michigan
Official Election Results
August 2, 2016 Primary Election

Date:08/04/16
Time:16:34:02
Page:194 of 386

	DEM County Treasurer									
	Reg. Voters	Times Counted	Total Votes	Chris A. Olen (DEM)		Russell Pomeroy (DEM)		Write-In Votes		
Stronach Township, Precinct I										
Polling	715	198	64	20	31.25%	44	68.75%	0	0.00%	
AVCB (if used)	715	0	0	0	-	0	-	0	-	
Total	715	198	64	20	31.25%	44	68.75%	0	0.00%	
Total										
Polling	19455	4842	1448	559	38.60%	883	60.98%	6	0.41%	
AVCB (if used)	19455	1014	289	130	44.98%	157	54.33%	2	0.69%	
Total	19455	5856	1737	689	39.67%	1040	59.87%	8	0.46%	

Statement of Votes Cast
Manistee County Michigan
Official Election Results
August 2, 2016 Primary Election

Date:08/04/16
Time:16:34:02
Page:195 of 386

	DEM Register of Deeds						
	Reg. Voters	Times Counted	Total Votes	Marylynn Wrzcsinski (DEM)		Write-In Votes	
Jurisdiction Wide							
City of Manistee, Precinct 1							
Polling	2287	384	106	105	99.06%	1	0.94%
AVCB (if used)	2287	416	95	95	100.00%	0	0.00%
Total	2287	800	201	200	99.50%	1	0.50%
City of Manistee, Precinct 2							
Polling	2537	347	81	78	96.30%	3	3.70%
AVCB (if used)	2537	270	77	77	100.00%	0	0.00%
Total	2537	617	158	155	98.10%	3	1.90%
Arcadia Township, Precinct 1							
Polling	569	217	78	78	100.00%	0	0.00%
AVCB (if used)	569	0	0	0	-	0	-
Total	569	217	78	78	100.00%	0	0.00%
Bea Lake Township, Precinct 1							
Polling	1423	446	85	83	97.65%	2	2.35%
AVCB (if used)	1423	0	0	0	-	0	-
Total	1423	446	85	83	97.65%	2	2.35%
Brown Township, Precinct 1							
Polling	581	179	42	42	100.00%	0	0.00%
AVCB (if used)	581	0	0	0	-	0	-
Total	581	179	42	42	100.00%	0	0.00%
Cleon Township, Precinct 1							
Polling	771	103	26	26	100.00%	0	0.00%
AVCB (if used)	771	0	0	0	-	0	-
Total	771	103	26	26	100.00%	0	0.00%
Dickson Township, Precinct 1							
Polling	758	196	51	50	98.04%	1	1.96%
AVCB (if used)	758	0	0	0	-	0	-
Total	758	196	51	50	98.04%	1	1.96%
Charter Township of Filer, Precinct 1							
Polling	1960	740	286	285	99.65%	1	0.35%
AVCB (if used)	1960	0	0	0	-	0	-
Total	1960	740	286	285	99.65%	1	0.35%
Manistee Township, Precinct 1							
Polling	2582	509	114	112	98.25%	2	1.75%
AVCB (if used)	2582	328	97	96	98.97%	1	1.03%
Total	2582	837	211	208	98.58%	3	1.42%
Maple Grove Township, Precinct 1							
Polling	972	232	57	56	98.25%	1	1.75%
AVCB (if used)	972	0	0	0	-	0	-
Total	972	232	57	56	98.25%	1	1.75%
Marilla Township, Precinct 1							
Polling	310	77	23	23	100.00%	0	0.00%
AVCB (if used)	310	0	0	0	-	0	-
Total	310	77	23	23	100.00%	0	0.00%
Norman Township, Precinct 1							
Polling	1387	395	112	112	100.00%	0	0.00%
AVCB (if used)	1387	0	0	0	-	0	-
Total	1387	395	112	112	100.00%	0	0.00%
Onkama Township, Precinct 1							
Polling	1257	510	115	115	100.00%	0	0.00%
AVCB (if used)	1257	0	0	0	-	0	-
Total	1257	510	115	115	100.00%	0	0.00%
Picasanton Township, Precinct 1							
Polling	684	195	42	42	100.00%	0	0.00%
AVCB (if used)	684	0	0	0	-	0	-
Total	684	195	42	42	100.00%	0	0.00%
Springdale Township, Precinct 1							
Polling	662	114	30	30	100.00%	0	0.00%
AVCB (if used)	662	0	0	0	-	0	-
Total	662	114	30	30	100.00%	0	0.00%

Statement of Votes Cast
Manistee County Michigan
Official Election Results
August 2, 2016 Primary Election

Date:08/04/16
Time:16:34:02
Page:196 of 386

	DEM Register of Deeds					
	Reg. Voters	Times Counted	Total Votes	Marylynn Wrzesinski (DEM)	Write-In Votes	
Stronach Township, Precinct 1						
Polling	715	198	58	58 100.00%	0	0.00%
AVCB (if used)	715	0	0	0 -	0	-
Total	715	198	58	58 100.00%	0	0.00%
Total						
Polling	19455	4842	1306	1295 99.16%	11	0.84%
AVCB (if used)	19455	1014	269	268 99.63%	1	0.37%
Total	19455	5856	1575	1563 99.24%	12	0.76%

Statement of Votes Cast
Manistee County Michigan
Official Election Results
August 2, 2016 Primary Election

Date:08/04/16
Time:16:34:02
Page:197 of 386

	DEM Drain Commissioner					
	Reg. Voters	Times Counted	Total Votes	Thomas R. Smith (DEM)	Write-In Votes	
Jurisdiction Wide						
City of Manistee, Precinct 1						
Polling	2287	384	87	85 97.70%	2 2.30%	
AVCB (if used)	2287	416	79	78 98.73%	1 1.27%	
Total	2287	800	166	163 98.19%	3 1.81%	
City of Manistee, Precinct 2						
Polling	2537	347	68	67 98.53%	1 1.47%	
AVCB (if used)	2537	270	67	67 100.00%	0 0.00%	
Total	2537	617	135	134 99.26%	1 0.74%	
Arcadia Township, Precinct 1						
Polling	569	217	74	74 100.00%	0 0.00%	
AVCB (if used)	569	0	0	0 -	0 -	
Total	569	217	74	74 100.00%	0 0.00%	
Bear Lake Township, Precinct 1						
Polling	1423	446	78	76 97.44%	2 2.56%	
AVCB (if used)	1423	0	0	0 -	0 -	
Total	1423	446	78	76 97.44%	2 2.56%	
Brown Township, Precinct 1						
Polling	581	179	36	36 100.00%	0 0.00%	
AVCB (if used)	581	0	0	0 -	0 -	
Total	581	179	36	36 100.00%	0 0.00%	
Cleon Township, Precinct 1						
Polling	771	103	28	27 96.43%	1 3.57%	
AVCB (if used)	771	0	0	0 -	0 -	
Total	771	103	28	27 96.43%	1 3.57%	
Dickson Township, Precinct 1						
Polling	758	196	50	49 98.00%	1 2.00%	
AVCB (if used)	758	0	0	0 -	0 -	
Total	758	196	50	49 98.00%	1 2.00%	
Charter Township of Filer, Precinct 1						
Polling	1960	740	240	239 99.58%	1 0.42%	
AVCB (if used)	1960	0	0	0 -	0 -	
Total	1960	740	240	239 99.58%	1 0.42%	
Manistee Township, Precinct 1						
Polling	2582	509	94	92 97.87%	2 2.13%	
AVCB (if used)	2582	328	84	84 100.00%	0 0.00%	
Total	2582	837	178	176 98.88%	2 1.12%	
Maple Grove Township, Precinct 1						
Polling	972	232	60	58 96.67%	2 3.33%	
AVCB (if used)	972	0	0	0 -	0 -	
Total	972	232	60	58 96.67%	2 3.33%	
Marilla Township, Precinct 1						
Polling	310	77	20	20 100.00%	0 0.00%	
AVCB (if used)	310	0	0	0 -	0 -	
Total	310	77	20	20 100.00%	0 0.00%	
Norman Township, Precinct 1						
Polling	1387	395	99	99 100.00%	0 0.00%	
AVCB (if used)	1387	0	0	0 -	0 -	
Total	1387	395	99	99 100.00%	0 0.00%	
Onkama Township, Precinct 1						
Polling	1257	510	108	107 99.07%	1 0.93%	
AVCB (if used)	1257	0	0	0 -	0 -	
Total	1257	510	108	107 99.07%	1 0.93%	
Pleasanton Township, Precinct 1						
Polling	684	195	37	36 97.30%	1 2.70%	
AVCB (if used)	684	0	0	0 -	0 -	
Total	684	195	37	36 97.30%	1 2.70%	
Springdale Township, Precinct 1						
Polling	662	114	27	27 100.00%	0 0.00%	
AVCB (if used)	662	0	0	0 -	0 -	
Total	662	114	27	27 100.00%	0 0.00%	

Statement of Votes Cast
Manistee County Michigan
Official Election Results
August 2, 2016 Primary Election

Date:08/04/16
Time:16:34:02
Page:198 of 386

	DEM Drain Commissioner						
	Reg. Voters	Times Counted	Total Votes	Thomas R. Smith (DEM)		Write-In Votes	
Stronach Township, Precinct 1							
Polling	715	198	44	42	95.45%	2	4.55%
AVCB (if used)	715	0	0	0	-	0	-
Total	715	198	44	42	95.45%	2	4.55%
Total							
Polling	19455	4842	1150	1134	98.61%	16	1.39%
AVCB (if used)	19455	1014	230	229	99.57%	1	0.43%
Total	19455	5856	1380	1363	98.77%	17	1.23%

Statement of Votes Cast
Manistee County Michigan
Official Election Results
August 2, 2016 Primary Election

Date:08/04/16
Time:16:34:02
Page:199 of 386

	DEM County Surveyor			
	Reg. Voters	Times Counted	Total Votes	Write-In Votes
Jurisdiction Wide				
City of Manistee, Precinct 1				
Polling	2287	384	7	7 100.00%
AVCB (if used)	2287	416	2	2 100.00%
Total	2287	800	9	9 100.00%
City of Manistee, Precinct 2				
Polling	2537	347	7	7 100.00%
AVCB (if used)	2537	270	2	2 100.00%
Total	2537	617	9	9 100.00%
Arcadia Township, Precinct 1				
Polling	569	217	2	2 100.00%
AVCB (if used)	569	0	0	0 -
Total	569	217	2	2 100.00%
Bear Lake Township, Precinct 1				
Polling	1423	446	6	6 100.00%
AVCB (if used)	1423	0	0	0 -
Total	1423	446	6	6 100.00%
Brown Township, Precinct 1				
Polling	581	179	0	0 -
AVCB (if used)	581	0	0	0 -
Total	581	179	0	0 -
Cleon Township, Precinct 1				
Polling	771	103	1	1 100.00%
AVCB (if used)	771	0	0	0 -
Total	771	103	1	1 100.00%
Dickson Township, Precinct 1				
Polling	758	196	3	3 100.00%
AVCB (if used)	758	0	0	0 -
Total	758	196	3	3 100.00%
Charter Township of Filer, Precinct 1				
Polling	1960	740	16	16 100.00%
AVCB (if used)	1960	0	0	0 -
Total	1960	740	16	16 100.00%
Manistee Township, Precinct 1				
Polling	2582	509	10	10 100.00%
AVCB (if used)	2582	328	2	2 100.00%
Total	2582	837	12	12 100.00%
Maple Grove Township, Precinct 1				
Polling	972	232	6	6 100.00%
AVCB (if used)	972	0	0	0 -
Total	972	232	6	6 100.00%
Marilla Township, Precinct 1				
Polling	310	77	3	3 100.00%
AVCB (if used)	310	0	0	0 -
Total	310	77	3	3 100.00%
Norman Township, Precinct 1				
Polling	1387	395	9	9 100.00%
AVCB (if used)	1387	0	0	0 -
Total	1387	395	9	9 100.00%
Oneskama Township, Precinct 1				
Polling	1257	510	8	8 100.00%
AVCB (if used)	1257	0	0	0 -
Total	1257	510	8	8 100.00%
Pleasanton Township, Precinct 1				
Polling	684	195	1	1 100.00%
AVCB (if used)	684	0	0	0 -
Total	684	195	1	1 100.00%
Springdale Township, Precinct 1				
Polling	662	114	0	0 -
AVCB (if used)	662	0	0	0 -
Total	662	114	0	0 -

Statement of Votes Cast
Manistee County Michigan
Official Election Results
August 2, 2016 Primary Election

Date:08/04/16
Time:16:34:02
Page:200 of 386

	DEM County Surveyor			
	Reg. Voters	Times Counted	Total Votes	Write-In Votes
Stronach Township, Precinct 1				
Polling	715	198	5	5 100.00%
AVCB (if used)	715	0	0	0
Total	715	198	5	5 100.00%
Total				
Polling	19455	4842	84	84 100.00%
AVCB (if used)	19455	1014	6	6 100.00%
Total	19455	5856	90	90 100.00%

Statement of Votes Cast
Manistee County Michigan
Official Election Results
August 2, 2016 Primary Election

Date:08/04/16
Time:16:34:02
Page:201 of 386

	DEM D1 Commissioner					
	Reg. Voters	Times Counted	Total Votes	Bernard Ware (DEM)	Write-In Votes	
Jurisdiction Wide						
City of Manistee, Precinct 1						
Polling	-	-	-	-	-	-
AVCB (if used)	-	-	-	-	-	-
Total	-	-	-	-	-	-
City of Manistee, Precinct 2						
Polling	-	-	-	-	-	-
AVCB (if used)	-	-	-	-	-	-
Total	-	-	-	-	-	-
Arcadia Township, Precinct 1						
Polling	569	217	77	77 100.00%	0	0.00%
AVCB (if used)	569	0	0	0 -	0	-
Total	569	217	77	77 100.00%	0	0.00%
Bear Lake Township, Precinct 1						
Polling	1423	446	86	84 97.67%	2	2.33%
AVCB (if used)	1423	0	0	0 -	0	-
Total	1423	446	86	84 97.67%	2	2.33%
Brown Township, Precinct 1						
Polling	-	-	-	-	-	-
AVCB (if used)	-	-	-	-	-	-
Total	-	-	-	-	-	-
Clecon Township, Precinct 1						
Polling	-	-	-	-	-	-
AVCB (if used)	-	-	-	-	-	-
Total	-	-	-	-	-	-
Dickson Township, Precinct 1						
Polling	-	-	-	-	-	-
AVCB (if used)	-	-	-	-	-	-
Total	-	-	-	-	-	-
Charter Township of Filer, Precinct 1						
Polling	-	-	-	-	-	-
AVCB (if used)	-	-	-	-	-	-
Total	-	-	-	-	-	-
Manistee Township, Precinct 1						
Polling	-	-	-	-	-	-
AVCB (if used)	-	-	-	-	-	-
Total	-	-	-	-	-	-
Maple Grove Township, Precinct 1						
Polling	-	-	-	-	-	-
AVCB (if used)	-	-	-	-	-	-
Total	-	-	-	-	-	-
Marilla Township, Precinct 1						
Polling	-	-	-	-	-	-
AVCB (if used)	-	-	-	-	-	-
Total	-	-	-	-	-	-
Norman Township, Precinct 1						
Polling	-	-	-	-	-	-
AVCB (if used)	-	-	-	-	-	-
Total	-	-	-	-	-	-
Onkama Township, Precinct 1						
Polling	243	88	12	12 100.00%	0	0.00%
AVCB (if used)	243	0	0	0 -	0	-
Total	243	88	12	12 100.00%	0	0.00%
Pleasanton Township, Precinct 1						
Polling	684	195	42	42 100.00%	0	0.00%
AVCB (if used)	684	0	0	0 -	0	-
Total	684	195	42	42 100.00%	0	0.00%
Springdale Township, Precinct 1						
Polling	-	-	-	-	-	-
AVCB (if used)	-	-	-	-	-	-
Total	-	-	-	-	-	-

Statement of Votes Cast
Manistee County Michigan
Official Election Results
August 2, 2016 Primary Election

Date:08/04/16
Time:16:34:02
Page:202 of 386

	DEM D1 Commissioner					
	Reg. Voters	Times Counted	Total Votes	Bernard Ware (DEM)		Write-In Votes
Stronach Township, Precinct 1						
Polling	-	-	-	-	-	-
AVCB (if used)	-	-	-	-	-	-
Total	-	-	-	-	-	-
Total						
Polling	2919	946	217	215	99.08%	2 0.92%
AVCB (if used)	2919	0	0	0	-	0 -
Total	2919	946	217	215	99.08%	2 0.92%

Statement of Votes Cast
Manistee County Michigan
Official Election Results
August 2, 2016 Primary Election

Date:08/04/16
Time:16:34:02
Page:203 of 386

	DEM D2 Commissioner					
	Reg. Voters	Times Counted	Total Votes	Allen O Shea (DEM)	Write-In Votes	
Jurisdiction Wide						
City of Manistee, Precinct 1						
Polling	-	-	-	-	-	-
AVCB (if used)	-	-	-	-	-	-
Total	-	-	-	-	-	-
City of Manistee, Precinct 2						
Polling	-	-	-	-	-	-
AVCB (if used)	-	-	-	-	-	-
Total	-	-	-	-	-	-
Arcadia Township, Precinct 1						
Polling	-	-	-	-	-	-
AVCB (if used)	-	-	-	-	-	-
Total	-	-	-	-	-	-
Bear Lake Township, Precinct 1						
Polling	-	-	-	-	-	-
AVCB (if used)	-	-	-	-	-	-
Total	-	-	-	-	-	-
Brown Township, Precinct 1						
Polling	-	-	-	-	-	-
AVCB (if used)	-	-	-	-	-	-
Total	-	-	-	-	-	-
Cleon Township, Precinct 1						
Polling	771	103	35	35 100.00%	0	0.00%
AVCB (if used)	771	0	0	0	0	-
Total	771	103	35	35 100.00%	0	0.00%
Dickson Township, Precinct 1						
Polling	-	-	-	-	-	-
AVCB (if used)	-	-	-	-	-	-
Total	-	-	-	-	-	-
Charter Township of Filer, Precinct 1						
Polling	-	-	-	-	-	-
AVCB (if used)	-	-	-	-	-	-
Total	-	-	-	-	-	-
Manistee Township, Precinct 1						
Polling	-	-	-	-	-	-
AVCB (if used)	-	-	-	-	-	-
Total	-	-	-	-	-	-
Maple Grove Township, Precinct 1						
Polling	972	232	64	62 96.88%	2	3.13%
AVCB (if used)	972	0	0	0	0	-
Total	972	232	64	62 96.88%	2	3.13%
Marilla Township, Precinct 1						
Polling	310	77	23	23 100.00%	0	0.00%
AVCB (if used)	310	0	0	0	0	-
Total	310	77	23	23 100.00%	0	0.00%
Norman Township, Precinct 1						
Polling	-	-	-	-	-	-
AVCB (if used)	-	-	-	-	-	-
Total	-	-	-	-	-	-
Onckama Township, Precinct 1						
Polling	-	-	-	-	-	-
AVCB (if used)	-	-	-	-	-	-
Total	-	-	-	-	-	-
Pleasanton Township, Precinct 1						
Polling	-	-	-	-	-	-
AVCB (if used)	-	-	-	-	-	-
Total	-	-	-	-	-	-
Springdale Township, Precinct 1						
Polling	662	114	33	33 100.00%	0	0.00%
AVCB (if used)	662	0	0	0	0	-
Total	662	114	33	33 100.00%	0	0.00%

Statement of Votes Cast
Manistee County Michigan
Official Election Results
August 2, 2016 Primary Election

Date:08/04/16
Time:16:34:02
Page:204 of 386

	DEM D2 Commissioner					
	Reg. Voters	Times Counted	Total Votes	Allen O Shea (DEM)		Write-In Votes
Stronach Township, Precinct 1						
Polling	-	-	-	-	-	-
AVCB (if used)	-	-	-	-	-	-
Total	-	-	-	-	-	-
Total						
Polling	2715	526	155	153	98.71%	2 1.29%
AVCB (if used)	2715	0	0	0	-	0 -
Total	2715	526	155	153	98.71%	2 1.29%

Statement of Votes Cast
Manistee County Michigan
Official Election Results
August 2, 2016 Primary Election

Date:08/04/16
Time:16:34:02
Page:205 of 386

	DEM D3 Commissioner					
	Reg. Voters	Times Counted	Total Votes	Chilton B. Shafer (DEM)	Write-In Votes	
Jurisdiction Wide						
City of Manistee, Precinct 1						
Polling	-	-	-	-	-	-
AVCB (if used)	-	-	-	-	-	-
Total	-	-	-	-	-	-
City of Manistee, Precinct 2						
Polling	-	-	-	-	-	-
AVCB (if used)	-	-	-	-	-	-
Total	-	-	-	-	-	-
Arcadia Township, Precinct 1						
Polling	-	-	-	-	-	-
AVCB (if used)	-	-	-	-	-	-
Total	-	-	-	-	-	-
Bear Lake Township, Precinct 1						
Polling	-	-	-	-	-	-
AVCB (if used)	-	-	-	-	-	-
Total	-	-	-	-	-	-
Brown Township, Precinct 1						
Polling	581	179	39	39 100.00%	0 0.00%	-
AVCB (if used)	581	0	0	0 -	0 -	-
Total	581	179	39	39 100.00%	0 0.00%	-
Cleon Township, Precinct 1						
Polling	-	-	-	-	-	-
AVCB (if used)	-	-	-	-	-	-
Total	-	-	-	-	-	-
Dickson Township, Precinct 1						
Polling	758	196	50	49 98.00%	1 2.00%	-
AVCB (if used)	758	0	0	0 -	0 -	-
Total	758	196	50	49 98.00%	1 2.00%	-
Charter Township of Filer, Precinct 1						
Polling	-	-	-	-	-	-
AVCB (if used)	-	-	-	-	-	-
Total	-	-	-	-	-	-
Manistee Township, Precinct 1						
Polling	-	-	-	-	-	-
AVCB (if used)	-	-	-	-	-	-
Total	-	-	-	-	-	-
Maple Grove Township, Precinct 1						
Polling	-	-	-	-	-	-
AVCB (if used)	-	-	-	-	-	-
Total	-	-	-	-	-	-
Marilla Township, Precinct 1						
Polling	-	-	-	-	-	-
AVCB (if used)	-	-	-	-	-	-
Total	-	-	-	-	-	-
Norman Township, Precinct 1						
Polling	1387	395	118	116 98.31%	2 1.69%	-
AVCB (if used)	1387	0	0	0 -	0 -	-
Total	1387	395	118	116 98.31%	2 1.69%	-
Onckama Township, Precinct 1						
Polling	-	-	-	-	-	-
AVCB (if used)	-	-	-	-	-	-
Total	-	-	-	-	-	-
Pleasanton Township, Precinct 1						
Polling	-	-	-	-	-	-
AVCB (if used)	-	-	-	-	-	-
Total	-	-	-	-	-	-
Springdale Township, Precinct 1						
Polling	-	-	-	-	-	-
AVCB (if used)	-	-	-	-	-	-
Total	-	-	-	-	-	-

Statement of Votes Cast
Manistee County Michigan
Official Election Results
August 2, 2016 Primary Election

Date:08/04/16
Time:16:34:02
Page:206 of 386

	DEM D3 Commissioner						
	Reg. Voters	Times Counted	Total Votes	Chilton B. Shafer (DEM)		Write-In Votes	
Stronach Township, Precinct 1							
Polling	-	-	-	-	-	-	-
AVCB (if used)	-	-	-	-	-	-	-
Total	-	-	-	-	-	-	-
Total							
Polling	2726	770	207	204	98.55%	3	1.45%
AVCB (if used)	2726	0	0	0	-	0	-
Total	2726	770	207	204	98.55%	3	1.45%

Statement of Votes Cast
Manistee County Michigan
Official Election Results
August 2, 2016 Primary Election

Date:08/04/16
Time:16:34:02
Page:207 of 386

	DEM D4 Commissioner					
	Reg. Voters	Times Counted	Total Votes	Karen Kolb (DEM)		Write-In Votes
Jurisdiction Wide						
City of Manistee, Precinct 1						
Polling	-	-	-	-	-	-
AVCB (if used)	-	-	-	-	-	-
Total	-	-	-	-	-	-
City of Manistee, Precinct 2						
Polling	-	-	-	-	-	-
AVCB (if used)	-	-	-	-	-	-
Total	-	-	-	-	-	-
Arcadia Township, Precinct 1						
Polling	-	-	-	-	-	-
AVCB (if used)	-	-	-	-	-	-
Total	-	-	-	-	-	-
Bear Lake Township, Precinct 1						
Polling	-	-	-	-	-	-
AVCB (if used)	-	-	-	-	-	-
Total	-	-	-	-	-	-
Brown Township, Precinct 1						
Polling	-	-	-	-	-	-
AVCB (if used)	-	-	-	-	-	-
Total	-	-	-	-	-	-
Clcon Township, Precinct 1						
Polling	-	-	-	-	-	-
AVCB (if used)	-	-	-	-	-	-
Total	-	-	-	-	-	-
Dickson Township, Precinct 1						
Polling	-	-	-	-	-	-
AVCB (if used)	-	-	-	-	-	-
Total	-	-	-	-	-	-
Charter Township of Filer, Precinct 1						
Polling	1776	670	228	227	99.56%	1 0.44%
AVCB (if used)	1776	0	0	0	-	0 -
Total	1776	670	228	227	99.56%	1 0.44%
Manistee Township, Precinct 1						
Polling	404	56	25	25	100.00%	0 0.00%
AVCB (if used)	404	49	14	14	100.00%	0 0.00%
Total	404	105	39	39	100.00%	0 0.00%
Maple Grove Township, Precinct 1						
Polling	-	-	-	-	-	-
AVCB (if used)	-	-	-	-	-	-
Total	-	-	-	-	-	-
Marilla Township, Precinct 1						
Polling	-	-	-	-	-	-
AVCB (if used)	-	-	-	-	-	-
Total	-	-	-	-	-	-
Norman Township, Precinct 1						
Polling	-	-	-	-	-	-
AVCB (if used)	-	-	-	-	-	-
Total	-	-	-	-	-	-
Oneskama Township, Precinct 1						
Polling	-	-	-	-	-	-
AVCB (if used)	-	-	-	-	-	-
Total	-	-	-	-	-	-
Pleasanton Township, Precinct 1						
Polling	-	-	-	-	-	-
AVCB (if used)	-	-	-	-	-	-
Total	-	-	-	-	-	-
Springdale Township, Precinct 1						
Polling	-	-	-	-	-	-
AVCB (if used)	-	-	-	-	-	-
Total	-	-	-	-	-	-

Statement of Votes Cast
Manistee County Michigan
Official Election Results
August 2, 2016 Primary Election

Date:08/04/16
Time:16:34:02
Page:208 of 386

	DEM D4 Commissioner					
	Reg. Voters	Times Counted	Total Votes	Karen Kolb (DEM)	Write-In Votes	
Stronach Township, Precinct 1						
Polling	715	198	52	52 100.00%	0	0.00%
AVCB (if used)	715	0	0	0 -	0	-
Total	715	198	52	52 100.00%	0	0.00%
Total						
Polling	2895	924	305	304 99.67%	1	0.33%
AVCB (if used)	2895	49	14	14 100.00%	0	0.00%
Total	2895	973	319	318 99.69%	1	0.31%

Statement of Votes Cast
Manistee County Michigan
Official Election Results
August 2, 2016 Primary Election

Date:08/04/16
Time:16:34:02
Page:209 of 386

	DEM D5 Commissioner			
	Reg. Voters	Times Counted	Total Votes	Write-In Votes
Jurisdiction Wide				
City of Manistee, Precinct 1				
Polling	-	-	-	-
AVCB (if used)	-	-	-	-
Total	-	-	-	-
City of Manistee, Precinct 2				
Polling	-	-	-	-
AVCB (if used)	-	-	-	-
Total	-	-	-	-
Arcadia Township, Precinct 1				
Polling	-	-	-	-
AVCB (if used)	-	-	-	-
Total	-	-	-	-
Bear Lake Township, Precinct 1				
Polling	-	-	-	-
AVCB (if used)	-	-	-	-
Total	-	-	-	-
Brown Township, Precinct 1				
Polling	-	-	-	-
AVCB (if used)	-	-	-	-
Total	-	-	-	-
Cleon Township, Precinct 1				
Polling	-	-	-	-
AVCB (if used)	-	-	-	-
Total	-	-	-	-
Dickson Township, Precinct 1				
Polling	-	-	-	-
AVCB (if used)	-	-	-	-
Total	-	-	-	-
Charter Township of Filer, Precinct 1				
Polling	-	-	-	-
AVCB (if used)	-	-	-	-
Total	-	-	-	-
Manistee Township, Precinct 1				
Polling	2178	453	5	5 100.00%
AVCB (if used)	2178	279	1	1 100.00%
Total	2178	732	6	6 100.00%
Maple Grove Township, Precinct 1				
Polling	-	-	-	-
AVCB (if used)	-	-	-	-
Total	-	-	-	-
Marilla Township, Precinct 1				
Polling	-	-	-	-
AVCB (if used)	-	-	-	-
Total	-	-	-	-
Norman Township, Precinct 1				
Polling	-	-	-	-
AVCB (if used)	-	-	-	-
Total	-	-	-	-
Onckama Township, Precinct 1				
Polling	1014	422	9	9 100.00%
AVCB (if used)	1014	0	0	0
Total	1014	422	9	9 100.00%
Pleasanton Township, Precinct 1				
Polling	-	-	-	-
AVCB (if used)	-	-	-	-
Total	-	-	-	-
Springdale Township, Precinct 1				
Polling	-	-	-	-
AVCB (if used)	-	-	-	-
Total	-	-	-	-

Statement of Votes Cast
Manistee County Michigan
Official Election Results
August 2, 2016 Primary Election

Date:08/04/16
Time:16:34:02
Page:210 of 386

	DEM D5 Commissioner			
	Reg. Voters	Times Counted	Total Votes	Write-In Votes
Stronach Township, Precinct 1				
Polling	-	-	-	-
AVCB (if used)	-	-	-	-
Total	-	-	-	-
Total				
Polling	3192	875	14	14 100.00%
AVCB (if used)	3192	279	1	1 100.00%
Total	3192	1154	15	15 100.00%

Statement of Votes Cast
Manistee County Michigan
Official Election Results
August 2, 2016 Primary Election

Date:08/04/16
Time:16:34:02
Page:211 of 386

	DEM D6 Commissioner						
	Reg. Voters	Times Counted	Total Votes	K Wrzesinski Goodman (DEM)		Write-In Votes	
Jurisdiction Wide							
City of Manistee, Precinct 1							
Polling	2287	384	102	101	99.02%	1	0.98%
AVCB (if used)	2287	416	98	98	100.00%	0	0.00%
Total	2287	800	200	199	99.50%	1	0.50%
City of Manistee, Precinct 2							
Polling	171	22	7	7	100.00%	0	0.00%
AVCB (if used)	171	17	7	7	100.00%	0	0.00%
Total	171	39	14	14	100.00%	0	0.00%
Arcadia Township, Precinct 1							
Polling	-	-	-	-	-	-	-
AVCB (if used)	-	-	-	-	-	-	-
Total	-	-	-	-	-	-	-
Bear Lake Township, Precinct 1							
Polling	-	-	-	-	-	-	-
AVCB (if used)	-	-	-	-	-	-	-
Total	-	-	-	-	-	-	-
Brown Township, Precinct 1							
Polling	-	-	-	-	-	-	-
AVCB (if used)	-	-	-	-	-	-	-
Total	-	-	-	-	-	-	-
Cleon Township, Precinct 1							
Polling	-	-	-	-	-	-	-
AVCB (if used)	-	-	-	-	-	-	-
Total	-	-	-	-	-	-	-
Dickson Township, Precinct 1							
Polling	-	-	-	-	-	-	-
AVCB (if used)	-	-	-	-	-	-	-
Total	-	-	-	-	-	-	-
Charter Township of Filer, Precinct 1							
Polling	184	70	24	24	100.00%	0	0.00%
AVCB (if used)	184	0	0	0	-	0	-
Total	184	70	24	24	100.00%	0	0.00%
Manistee Township, Precinct 1							
Polling	-	-	-	-	-	-	-
AVCB (if used)	-	-	-	-	-	-	-
Total	-	-	-	-	-	-	-
Maple Grove Township, Precinct 1							
Polling	-	-	-	-	-	-	-
AVCB (if used)	-	-	-	-	-	-	-
Total	-	-	-	-	-	-	-
Marilla Township, Precinct 1							
Polling	-	-	-	-	-	-	-
AVCB (if used)	-	-	-	-	-	-	-
Total	-	-	-	-	-	-	-
Norman Township, Precinct 1							
Polling	-	-	-	-	-	-	-
AVCB (if used)	-	-	-	-	-	-	-
Total	-	-	-	-	-	-	-
Onckama Township, Precinct 1							
Polling	-	-	-	-	-	-	-
AVCB (if used)	-	-	-	-	-	-	-
Total	-	-	-	-	-	-	-
Pleasanton Township, Precinct 1							
Polling	-	-	-	-	-	-	-
AVCB (if used)	-	-	-	-	-	-	-
Total	-	-	-	-	-	-	-
Springdale Township, Precinct 1							
Polling	-	-	-	-	-	-	-
AVCB (if used)	-	-	-	-	-	-	-
Total	-	-	-	-	-	-	-

Statement of Votes Cast
Manistee County Michigan
Official Election Results
August 2, 2016 Primary Election

Date:08/04/16
Time:16:34:02
Page:212 of 386

	DEM D6 Commissioner						
	Reg. Voters	Times Counted	Total Votes	K Wrzesinski Goodman (DEM)		Write-In Votes	
Stronach Township, Precinct 1							
Polling	-	-	-	-	-	-	-
AVCB (if used)	-	-	-	-	-	-	-
Total	-	-	-	-	-	-	-
Total							
Polling	2642	476	133	132	99.25%	1	0.75%
AVCB (if used)	2642	433	105	105	100.00%	0	0.00%
Total	2642	909	238	237	99.58%	1	0.42%

Statement of Votes Cast
Manistee County Michigan
Official Election Results
August 2, 2016 Primary Election

Date:08/04/16
Time:16:34:02
Page:213 of 386

	DEM D7 Commissioner							
	Reg. Voters	Times Counted	Total Votes	Margaret Batzer (DEM)		Bob Paetschow (DEM)		Write-In Votes
Jurisdiction Wide								
City of Manistee, Precinct 1								
Polling	-	-	-	-	-	-	-	-
AVCB (if used)	-	-	-	-	-	-	-	-
Total	-	-	-	-	-	-	-	-
City of Manistee, Precinct 2								
Polling	2366	325	83	56	67.47%	26	31.33%	1 1.20%
AVCB (if used)	2366	253	74	41	55.41%	33	44.59%	0 0.00%
Total	2366	578	157	97	61.78%	59	37.58%	1 0.64%
Arcadia Township, Precinct 1								
Polling	-	-	-	-	-	-	-	-
AVCB (if used)	-	-	-	-	-	-	-	-
Total	-	-	-	-	-	-	-	-
Bear Lake Township, Precinct 1								
Polling	-	-	-	-	-	-	-	-
AVCB (if used)	-	-	-	-	-	-	-	-
Total	-	-	-	-	-	-	-	-
Brown Township, Precinct 1								
Polling	-	-	-	-	-	-	-	-
AVCB (if used)	-	-	-	-	-	-	-	-
Total	-	-	-	-	-	-	-	-
Cleon Township, Precinct 1								
Polling	-	-	-	-	-	-	-	-
AVCB (if used)	-	-	-	-	-	-	-	-
Total	-	-	-	-	-	-	-	-
Dickson Township, Precinct 1								
Polling	-	-	-	-	-	-	-	-
AVCB (if used)	-	-	-	-	-	-	-	-
Total	-	-	-	-	-	-	-	-
Charter Township of Filer, Precinct 1								
Polling	-	-	-	-	-	-	-	-
AVCB (if used)	-	-	-	-	-	-	-	-
Total	-	-	-	-	-	-	-	-
Manistee Township, Precinct 1								
Polling	-	-	-	-	-	-	-	-
AVCB (if used)	-	-	-	-	-	-	-	-
Total	-	-	-	-	-	-	-	-
Maple Grove Township, Precinct 1								
Polling	-	-	-	-	-	-	-	-
AVCB (if used)	-	-	-	-	-	-	-	-
Total	-	-	-	-	-	-	-	-
Marilla Township, Precinct 1								
Polling	-	-	-	-	-	-	-	-
AVCB (if used)	-	-	-	-	-	-	-	-
Total	-	-	-	-	-	-	-	-
Norman Township, Precinct 1								
Polling	-	-	-	-	-	-	-	-
AVCB (if used)	-	-	-	-	-	-	-	-
Total	-	-	-	-	-	-	-	-
Onkama Township, Precinct 1								
Polling	-	-	-	-	-	-	-	-
AVCB (if used)	-	-	-	-	-	-	-	-
Total	-	-	-	-	-	-	-	-
Pleasanton Township, Precinct 1								
Polling	-	-	-	-	-	-	-	-
AVCB (if used)	-	-	-	-	-	-	-	-
Total	-	-	-	-	-	-	-	-
Springdale Township, Precinct 1								
Polling	-	-	-	-	-	-	-	-
AVCB (if used)	-	-	-	-	-	-	-	-
Total	-	-	-	-	-	-	-	-

Statement of Votes Cast
Manistee County Michigan
Official Election Results
August 2, 2016 Primary Election

Date:08/04/16
Time:16:34:02
Page:214 of 386

	DEM D7 Commissioner									
	Reg. Voters	Times Counted	Total Votes	Margaret Batzer (DEM)		Bob Paetschow (DEM)		Write-In Votes		
Stronach Township, Precinct 1										
Polling	-	-	-	-	-	-	-	-	-	-
AVCB (if used)	-	-	-	-	-	-	-	-	-	-
Total	-	-	-	-	-	-	-	-	-	-
Total										
Polling	2366	325	83	56	67.47%	26	31.33%	1	1.20%	
AVCB (if used)	2366	253	74	41	55.41%	33	44.59%	0	0.00%	
Total	2366	578	157	97	61.78%	59	37.58%	1	0.64%	

Statement of Votes Cast
Manistee County Michigan
Official Election Results
August 2, 2016 Primary Election

Date:08/04/16
Time:16:34:02
Page:215 of 386

	DEM Arcadia Twp Supervisor					
	Reg. Voters	Times Counted	Total Votes	Douglas Carter (DEM)		Write-In Votes
Jurisdiction Wide						
City of Manistee, Precinct 1						
Polling	-	-	-	-	-	-
AVCB (if used)	-	-	-	-	-	-
Total	-	-	-	-	-	-
City of Manistee, Precinct 2						
Polling	-	-	-	-	-	-
AVCB (if used)	-	-	-	-	-	-
Total	-	-	-	-	-	-
Arcadia Township, Precinct 1						
Polling	569	217	88	87	98.86%	1 1.14%
AVCB (if used)	569	0	0	0	-	0
Total	569	217	88	87	98.86%	1 1.14%
Bear Lake Township, Precinct 1						
Polling	-	-	-	-	-	-
AVCB (if used)	-	-	-	-	-	-
Total	-	-	-	-	-	-
Brown Township, Precinct 1						
Polling	-	-	-	-	-	-
AVCB (if used)	-	-	-	-	-	-
Total	-	-	-	-	-	-
Clecon Township, Precinct 1						
Polling	-	-	-	-	-	-
AVCB (if used)	-	-	-	-	-	-
Total	-	-	-	-	-	-
Dickson Township, Precinct 1						
Polling	-	-	-	-	-	-
AVCB (if used)	-	-	-	-	-	-
Total	-	-	-	-	-	-
Charter Township of Filer, Precinct 1						
Polling	-	-	-	-	-	-
AVCB (if used)	-	-	-	-	-	-
Total	-	-	-	-	-	-
Manistee Township, Precinct 1						
Polling	-	-	-	-	-	-
AVCB (if used)	-	-	-	-	-	-
Total	-	-	-	-	-	-
Maple Grove Township, Precinct 1						
Polling	-	-	-	-	-	-
AVCB (if used)	-	-	-	-	-	-
Total	-	-	-	-	-	-
Marilla Township, Precinct 1						
Polling	-	-	-	-	-	-
AVCB (if used)	-	-	-	-	-	-
Total	-	-	-	-	-	-
Norman Township, Precinct 1						
Polling	-	-	-	-	-	-
AVCB (if used)	-	-	-	-	-	-
Total	-	-	-	-	-	-
Onokama Township, Precinct 1						
Polling	-	-	-	-	-	-
AVCB (if used)	-	-	-	-	-	-
Total	-	-	-	-	-	-
Pleasanton Township, Precinct 1						
Polling	-	-	-	-	-	-
AVCB (if used)	-	-	-	-	-	-
Total	-	-	-	-	-	-
Springdale Township, Precinct 1						
Polling	-	-	-	-	-	-
AVCB (if used)	-	-	-	-	-	-
Total	-	-	-	-	-	-

Statement of Votes Cast
Manistee County Michigan
Official Election Results
August 2, 2016 Primary Election

Date:08/04/16
Time:16:34:02
Page:216 of 386

DEM Arcadia Twp Supervisor							
	Reg. Voters	Times Counted	Total Votes	Douglas Carter (DEM)		Write-In Votes	
Stronach Township, Precinct 1							
Polling	-	-	-	-	-	-	-
AVCB (if used)	-	-	-	-	-	-	-
Total	-	-	-	-	-	-	-
Total							
Polling	569	217	88	87	98.86%	1	1.14%
AVCB (if used)	569	0	0	0	-	0	-
Total	569	217	88	87	98.86%	1	1.14%

Statement of Votes Cast
Manistee County Michigan
Official Election Results
August 2, 2016 Primary Election

Date:08/04/16
Time:16:34:02
Page:217 of 386

	DEM Arcadia Twp Clerk					
	Reg. Voters	Times Counted	Total Votes	Patrice C. Wisner (DEM)	Write-In Votes	
Jurisdiction Wide						
City of Manistee, Precinct 1						
Polling	-	-	-	-	-	-
AVCB (if used)	-	-	-	-	-	-
Total	-	-	-	-	-	-
City of Manistee, Precinct 2						
Polling	-	-	-	-	-	-
AVCB (if used)	-	-	-	-	-	-
Total	-	-	-	-	-	-
Arcadia Township, Precinct 1						
Polling	569	217	81	81 100.00%	0	0.00%
AVCB (if used)	569	0	0	0	0	-
Total	569	217	81	81 100.00%	0	0.00%
Bear Lake Township, Precinct 1						
Polling	-	-	-	-	-	-
AVCB (if used)	-	-	-	-	-	-
Total	-	-	-	-	-	-
Brown Township, Precinct 1						
Polling	-	-	-	-	-	-
AVCB (if used)	-	-	-	-	-	-
Total	-	-	-	-	-	-
Cleon Township, Precinct 1						
Polling	-	-	-	-	-	-
AVCB (if used)	-	-	-	-	-	-
Total	-	-	-	-	-	-
Dickson Township, Precinct 1						
Polling	-	-	-	-	-	-
AVCB (if used)	-	-	-	-	-	-
Total	-	-	-	-	-	-
Charter Township of Filer, Precinct 1						
Polling	-	-	-	-	-	-
AVCB (if used)	-	-	-	-	-	-
Total	-	-	-	-	-	-
Manistee Township, Precinct 1						
Polling	-	-	-	-	-	-
AVCB (if used)	-	-	-	-	-	-
Total	-	-	-	-	-	-
Maple Grove Township, Precinct 1						
Polling	-	-	-	-	-	-
AVCB (if used)	-	-	-	-	-	-
Total	-	-	-	-	-	-
Marilla Township, Precinct 1						
Polling	-	-	-	-	-	-
AVCB (if used)	-	-	-	-	-	-
Total	-	-	-	-	-	-
Norman Township, Precinct 1						
Polling	-	-	-	-	-	-
AVCB (if used)	-	-	-	-	-	-
Total	-	-	-	-	-	-
Onkama Township, Precinct 1						
Polling	-	-	-	-	-	-
AVCB (if used)	-	-	-	-	-	-
Total	-	-	-	-	-	-
Pleasanton Township, Precinct 1						
Polling	-	-	-	-	-	-
AVCB (if used)	-	-	-	-	-	-
Total	-	-	-	-	-	-
Springdale Township, Precinct 1						
Polling	-	-	-	-	-	-
AVCB (if used)	-	-	-	-	-	-
Total	-	-	-	-	-	-

Statement of Votes Cast
Manistee County Michigan
Official Election Results
August 2, 2016 Primary Election

Date:08/04/16
Time:16:34:02
Page:218 of 386

DEM Arcadia Twp Clerk						
	Reg. Voters	Times Counted	Total Votes	Patrice C. Wisner (DEM)	Write-In Votes	
Stronach Township, Precinct 1						
Polling	-	-	-	-	-	-
AVCB (if used)	-	-	-	-	-	-
Total	-	-	-	-	-	-
Total						
Polling	569	217	81	81 100.00%	0	0.00%
AVCB (if used)	569	0	0	0 -	0	-
Total	569	217	81	81 100.00%	0	0.00%

Statement of Votes Cast
Manistee County Michigan
Official Election Results
August 2, 2016 Primary Election

Date:08/04/16
Time:16:34:02
Page:219 of 386

	DEM Arcadia Twp Treasurer				DEM Arcadia Twp Trustee			
	Reg. Voters	Times Counted	Total Votes	Write-In Votes	Reg. Voters	Times Counted	Total Votes	Write-In Votes
Jurisdiction Wide								
City of Manistec, Precinct 1								
Polling	-	-	-	-	-	-	-	-
AVCB (if used)	-	-	-	-	-	-	-	-
Total	-	-	-	-	-	-	-	-
City of Manistee, Precinct 2								
Polling	-	-	-	-	-	-	-	-
AVCB (if used)	-	-	-	-	-	-	-	-
Total	-	-	-	-	-	-	-	-
Arcadia Township, Precinct 1								
Polling	569	217	2	2 100.00%	569	217	2	2 100.00%
AVCB (if used)	569	0	0	0	569	0	0	0
Total	569	217	2	2 100.00%	569	217	2	2 100.00%
Bear Lake Township, Precinct 1								
Polling	-	-	-	-	-	-	-	-
AVCB (if used)	-	-	-	-	-	-	-	-
Total	-	-	-	-	-	-	-	-
Brown Township, Precinct 1								
Polling	-	-	-	-	-	-	-	-
AVCB (if used)	-	-	-	-	-	-	-	-
Total	-	-	-	-	-	-	-	-
Clecon Township, Precinct 1								
Polling	-	-	-	-	-	-	-	-
AVCB (if used)	-	-	-	-	-	-	-	-
Total	-	-	-	-	-	-	-	-
Dickson Township, Precinct 1								
Polling	-	-	-	-	-	-	-	-
AVCB (if used)	-	-	-	-	-	-	-	-
Total	-	-	-	-	-	-	-	-
Charter Township of Filer, Precinct 1								
Polling	-	-	-	-	-	-	-	-
AVCB (if used)	-	-	-	-	-	-	-	-
Total	-	-	-	-	-	-	-	-
Manistee Township, Precinct 1								
Polling	-	-	-	-	-	-	-	-
AVCB (if used)	-	-	-	-	-	-	-	-
Total	-	-	-	-	-	-	-	-
Maple Grove Township, Precinct 1								
Polling	-	-	-	-	-	-	-	-
AVCB (if used)	-	-	-	-	-	-	-	-
Total	-	-	-	-	-	-	-	-
Marilla Township, Precinct 1								
Polling	-	-	-	-	-	-	-	-
AVCB (if used)	-	-	-	-	-	-	-	-
Total	-	-	-	-	-	-	-	-
Norman Township, Precinct 1								
Polling	-	-	-	-	-	-	-	-
AVCB (if used)	-	-	-	-	-	-	-	-
Total	-	-	-	-	-	-	-	-
Onckama Township, Precinct 1								
Polling	-	-	-	-	-	-	-	-
AVCB (if used)	-	-	-	-	-	-	-	-
Total	-	-	-	-	-	-	-	-
Pleasanton Township, Precinct 1								
Polling	-	-	-	-	-	-	-	-
AVCB (if used)	-	-	-	-	-	-	-	-
Total	-	-	-	-	-	-	-	-
Springdale Township, Precinct 1								
Polling	-	-	-	-	-	-	-	-
AVCB (if used)	-	-	-	-	-	-	-	-
Total	-	-	-	-	-	-	-	-

Statement of Votes Cast
Manistee County Michigan
Official Election Results
August 2, 2016 Primary Election

Date:08/04/16
Time:16:34:02
Page:220 of 386

	DEM Arcadia Twp Treasurer				DEM Arcadia Twp Trustee			
	Reg. Voters	Times Counted	Total Votes	Write-In Votes	Reg. Voters	Times Counted	Total Votes	Write-In Votes
Stronach Township, Precinct 1								
Polling	-	-	-	-	-	-	-	-
AVCB (if used)	-	-	-	-	-	-	-	-
Total	-	-	-	-	-	-	-	-
Total								
Polling	569	217	2	2 100.00%	569	217	2	2 100.00%
AVCB (if used)	569	0	0	0 -	569	0	0	0 -
Total	569	217	2	2 100.00%	569	217	2	2 100.00%

Statement of Votes Cast
Manistee County Michigan
Official Election Results
August 2, 2016 Primary Election

Date:08/04/16
Time:16:34:02
Page:221 of 386

	DEM Arcadia Park Comm				DEM Bear Lake Twp Supervisor			
	Reg. Voters	Times Counted	Total Votes	Write-In Votes	Reg. Voters	Times Counted	Total Votes	Write-In Votes
Jurisdiction Wide								
City of Manistee, Precinct 1								
Polling	-	-	-	-	-	-	-	-
AVCB (if used)	-	-	-	-	-	-	-	-
Total	-	-	-	-	-	-	-	-
City of Manistee, Precinct 2								
Polling	-	-	-	-	-	-	-	-
AVCB (if used)	-	-	-	-	-	-	-	-
Total	-	-	-	-	-	-	-	-
Arcadia Township, Precinct 1								
Polling	569	217	9	9 100.00%	-	-	-	-
AVCB (if used)	569	0	0	0	-	-	-	-
Total	569	217	9	9 100.00%	-	-	-	-
Bear Lake Township, Precinct 1								
Polling	-	-	-	-	1423	446	7	7 100.00%
AVCB (if used)	-	-	-	-	1423	0	0	0
Total	-	-	-	-	1423	446	7	7 100.00%
Brown Township, Precinct 1								
Polling	-	-	-	-	-	-	-	-
AVCB (if used)	-	-	-	-	-	-	-	-
Total	-	-	-	-	-	-	-	-
Cleon Township, Precinct 1								
Polling	-	-	-	-	-	-	-	-
AVCB (if used)	-	-	-	-	-	-	-	-
Total	-	-	-	-	-	-	-	-
Dickson Township, Precinct 1								
Polling	-	-	-	-	-	-	-	-
AVCB (if used)	-	-	-	-	-	-	-	-
Total	-	-	-	-	-	-	-	-
Charter Township of Filer, Precinct 1								
Polling	-	-	-	-	-	-	-	-
AVCB (if used)	-	-	-	-	-	-	-	-
Total	-	-	-	-	-	-	-	-
Manistee Township, Precinct 1								
Polling	-	-	-	-	-	-	-	-
AVCB (if used)	-	-	-	-	-	-	-	-
Total	-	-	-	-	-	-	-	-
Maple Grove Township, Precinct 1								
Polling	-	-	-	-	-	-	-	-
AVCB (if used)	-	-	-	-	-	-	-	-
Total	-	-	-	-	-	-	-	-
Marilla Township, Precinct 1								
Polling	-	-	-	-	-	-	-	-
AVCB (if used)	-	-	-	-	-	-	-	-
Total	-	-	-	-	-	-	-	-
Norman Township, Precinct 1								
Polling	-	-	-	-	-	-	-	-
AVCB (if used)	-	-	-	-	-	-	-	-
Total	-	-	-	-	-	-	-	-
Onkama Township, Precinct 1								
Polling	-	-	-	-	-	-	-	-
AVCB (if used)	-	-	-	-	-	-	-	-
Total	-	-	-	-	-	-	-	-
Pleasanton Township, Precinct 1								
Polling	-	-	-	-	-	-	-	-
AVCB (if used)	-	-	-	-	-	-	-	-
Total	-	-	-	-	-	-	-	-
Springdale Township, Precinct 1								
Polling	-	-	-	-	-	-	-	-
AVCB (if used)	-	-	-	-	-	-	-	-
Total	-	-	-	-	-	-	-	-

Statement of Votes Cast
Manistee County Michigan
Official Election Results
August 2, 2016 Primary Election

Date:08/04/16
Time:16:34:02
Page:222 of 386

	DEM Arcadia Park Comm				DEM Bear Lake Twp Supervisor			
	Reg. Voters	Times Counted	Total Votes	Write-In Votes	Reg. Voters	Times Counted	Total Votes	Write-In Votes
Stronach Township, Precinct 1								
Polling	-	-	-	-	-	-	-	-
AVCB (if used)	-	-	-	-	-	-	-	-
Total	-	-	-	-	-	-	-	-
Total								
Polling	569	217	9	9 100.00%	1423	446	7	7 100.00%
AVCB (if used)	569	0	0	0	1423	0	0	0
Total	569	217	9	9 100.00%	1423	446	7	7 100.00%

Statement of Votes Cast
Manistee County Michigan
Official Election Results
August 2, 2016 Primary Election

Date:08/04/16
Time:16:34:02
Page:223 of 386

	DEM Bear Lake Twp Clerk				DEM Bear Lake Twp Treasurer			
	Reg. Voters	Times Counted	Total Votes	Write-In Votes	Reg. Voters	Times Counted	Total Votes	Write-In Votes
Jurisdiction Wide								
City of Manistee, Precinct 1								
Polling	-	-	-	-	-	-	-	-
AVCB (if used)	-	-	-	-	-	-	-	-
Total	-	-	-	-	-	-	-	-
City of Manistee, Precinct 2								
Polling	-	-	-	-	-	-	-	-
AVCB (if used)	-	-	-	-	-	-	-	-
Total	-	-	-	-	-	-	-	-
Arcadia Township, Precinct 1								
Polling	-	-	-	-	-	-	-	-
AVCB (if used)	-	-	-	-	-	-	-	-
Total	-	-	-	-	-	-	-	-
Bear Lake Township, Precinct 1								
Polling	1423	446	6	6 100.00%	1423	446	5	5 100.00%
AVCB (if used)	1423	0	0	0	1423	0	0	0
Total	1423	446	6	6 100.00%	1423	446	5	5 100.00%
Brown Township, Precinct 1								
Polling	-	-	-	-	-	-	-	-
AVCB (if used)	-	-	-	-	-	-	-	-
Total	-	-	-	-	-	-	-	-
Cleon Township, Precinct 1								
Polling	-	-	-	-	-	-	-	-
AVCB (if used)	-	-	-	-	-	-	-	-
Total	-	-	-	-	-	-	-	-
Dickson Township, Precinct 1								
Polling	-	-	-	-	-	-	-	-
AVCB (if used)	-	-	-	-	-	-	-	-
Total	-	-	-	-	-	-	-	-
Charter Township of Filcor, Precinct 1								
Polling	-	-	-	-	-	-	-	-
AVCB (if used)	-	-	-	-	-	-	-	-
Total	-	-	-	-	-	-	-	-
Manistec Township, Precinct 1								
Polling	-	-	-	-	-	-	-	-
AVCB (if used)	-	-	-	-	-	-	-	-
Total	-	-	-	-	-	-	-	-
Maple Grove Township, Precinct 1								
Polling	-	-	-	-	-	-	-	-
AVCB (if used)	-	-	-	-	-	-	-	-
Total	-	-	-	-	-	-	-	-
Marilla Township, Precinct 1								
Polling	-	-	-	-	-	-	-	-
AVCB (if used)	-	-	-	-	-	-	-	-
Total	-	-	-	-	-	-	-	-
Norman Township, Precinct 1								
Polling	-	-	-	-	-	-	-	-
AVCB (if used)	-	-	-	-	-	-	-	-
Total	-	-	-	-	-	-	-	-
Onckama Township, Precinct 1								
Polling	-	-	-	-	-	-	-	-
AVCB (if used)	-	-	-	-	-	-	-	-
Total	-	-	-	-	-	-	-	-
Pleasanton Township, Precinct 1								
Polling	-	-	-	-	-	-	-	-
AVCB (if used)	-	-	-	-	-	-	-	-
Total	-	-	-	-	-	-	-	-
Springdale Township, Precinct 1								
Polling	-	-	-	-	-	-	-	-
AVCB (if used)	-	-	-	-	-	-	-	-
Total	-	-	-	-	-	-	-	-

Statement of Votes Cast
Manistee County Michigan
Official Election Results
August 2, 2016 Primary Election

Date:08/04/16
Time:16:34:02
Page:224 of 386

	DEM Bear Lake Twp Clerk				DEM Bear Lake Twp Treasurer			
	Reg. Voters	Times Counted	Total Votes	Write-In Votes	Reg. Voters	Times Counted	Total Votes	Write-In Votes
Stronach Township, Precinct 1								
Polling	-	-	-	-	-	-	-	-
AVCB (if used)	-	-	-	-	-	-	-	-
Total	-	-	-	-	-	-	-	-
Total								
Polling	1423	446	6	6 100.00%	1423	446	5	5 100.00%
AVCB (if used)	1423	0	0	0 -	1423	0	0	0 -
Total	1423	446	6	6 100.00%	1423	446	5	5 100.00%

Statement of Votes Cast
Manistee County Michigan
Official Election Results
August 2, 2016 Primary Election


Date:08/04/16
Time:16:34:02
Page:225 of 386

	DEM Bear Lake Twp Trustee			
	Reg. Voters	Times Counted	Total Votes	Write-In Votes
Jurisdiction Wide				
City of Manistee, Precinct 1				
Polling	-	-	-	-
AVCB (if used)	-	-	-	-
Total	-	-	-	-
City of Manistee, Precinct 2				
Polling	-	-	-	-
AVCB (if used)	-	-	-	-
Total	-	-	-	-
Arcadia Township, Precinct 1				
Polling	-	-	-	-
AVCB (if used)	-	-	-	-
Total	-	-	-	-
Bear Lake Township, Precinct 1				
Polling	1423	446	10	10 100.00%
AVCB (if used)	1423	0	0	0
Total	1423	446	10	10 100.00%
Brown Township, Precinct 1				
Polling	-	-	-	-
AVCB (if used)	-	-	-	-
Total	-	-	-	-
Cleon Township, Precinct 1				
Polling	-	-	-	-
AVCB (if used)	-	-	-	-
Total	-	-	-	-
Dickson Township, Precinct 1				
Polling	-	-	-	-
AVCB (if used)	-	-	-	-
Total	-	-	-	-
Charter Township of Filer, Precinct 1				
Polling	-	-	-	-
AVCB (if used)	-	-	-	-
Total	-	-	-	-
Manistee Township, Precinct 1				
Polling	-	-	-	-
AVCB (if used)	-	-	-	-
Total	-	-	-	-
Maple Grove Township, Precinct 1				
Polling	-	-	-	-
AVCB (if used)	-	-	-	-
Total	-	-	-	-
Marilla Township, Precinct 1				
Polling	-	-	-	-
AVCB (if used)	-	-	-	-
Total	-	-	-	-
Norman Township, Precinct 1				
Polling	-	-	-	-
AVCB (if used)	-	-	-	-
Total	-	-	-	-
Onckama Township, Precinct 1				
Polling	-	-	-	-
AVCB (if used)	-	-	-	-
Total	-	-	-	-
Pleasanton Township, Precinct 1				
Polling	-	-	-	-
AVCB (if used)	-	-	-	-
Total	-	-	-	-
Springdale Township, Precinct 1				
Polling	-	-	-	-
AVCB (if used)	-	-	-	-
Total	-	-	-	-

Statement of Votes Cast
Manistee County Michigan
Official Election Results
August 2, 2016 Primary Election

Date:08/04/16
Time:16:34:02
Page:226 of 386

	DEM Bear Lake Twp Trustee			
	Reg. Voters	Times Counted	Total Votes	Write-In Votes
Stronach Township, Precinct 1				
Polling	-	-	-	-
AVCB (if used)	-	-	-	-
Total	-	-	-	-
Total				
Polling	1423	446	10	10 100.00%
AVCB (if used)	1423	0	0	0
Total	1423	446	10	10 100.00%



Statement of Votes Cast
Manistee County Michigan
Official Election Results
August 2, 2016 Primary Election

Date:08/04/16
Time:16:34:02
Page:227 of 386

	DEM Brown Twp Supervisor			
	Reg. Voters	Times Counted	Total Votes	Write-In Votes
Jurisdiction Wide				
City of Manistee, Precinct 1				
Polling	-	-	-	-
AVCB (if used)	-	-	-	-
Total	-	-	-	-
City of Manistee, Precinct 2				
Polling	-	-	-	-
AVCB (if used)	-	-	-	-
Total	-	-	-	-
Arcadia Township, Precinct 1				
Polling	-	-	-	-
AVCB (if used)	-	-	-	-
Total	-	-	-	-
Bear Lake Township, Precinct 1				
Polling	-	-	-	-
AVCB (if used)	-	-	-	-
Total	-	-	-	-
Brown Township, Precinct 1				
Polling	581	179	2	2 100.00%
AVCB (if used)	581	0	0	0
Total	581	179	2	2 100.00%
Cleon Township, Precinct 1				
Polling	-	-	-	-
AVCB (if used)	-	-	-	-
Total	-	-	-	-
Dickson Township, Precinct 1				
Polling	-	-	-	-
AVCB (if used)	-	-	-	-
Total	-	-	-	-
Charter Township of Filer, Precinct 1				
Polling	-	-	-	-
AVCB (if used)	-	-	-	-
Total	-	-	-	-
Manistee Township, Precinct 1				
Polling	-	-	-	-
AVCB (if used)	-	-	-	-
Total	-	-	-	-
Maple Grove Township, Precinct 1				
Polling	-	-	-	-
AVCB (if used)	-	-	-	-
Total	-	-	-	-
Marilla Township, Precinct 1				
Polling	-	-	-	-
AVCB (if used)	-	-	-	-
Total	-	-	-	-
Norman Township, Precinct 1				
Polling	-	-	-	-
AVCB (if used)	-	-	-	-
Total	-	-	-	-
Oneskama Township, Precinct 1				
Polling	-	-	-	-
AVCB (if used)	-	-	-	-
Total	-	-	-	-
Pleasanton Township, Precinct 1				
Polling	-	-	-	-
AVCB (if used)	-	-	-	-
Total	-	-	-	-
Springdale Township, Precinct 1				
Polling	-	-	-	-
AVCB (if used)	-	-	-	-
Total	-	-	-	-

Statement of Votes Cast
Manistee County Michigan
Official Election Results
August 2, 2016 Primary Election

Date:08/04/16
Time:16:34:02
Page:228 of 386

	DEM Brown Twp Supervisor			
	Reg. Voters	Times Counted	Total Votes	Write-In Votes
Stronach Township, Precinct I				
Polling	-	-	-	-
AVCB (if used)	-	-	-	-
Total	-	-	-	-
Total				
Polling	581	179	2	2 100.00%
AVCB (if used)	581	0	0	0
Total	581	179	2	2 100.00%

Statement of Votes Cast
Manistee County Michigan
Official Election Results
August 2, 2016 Primary Election

Date:08/04/16
Time:16:34:02
Page:229 of 386

	DEM Brown Twp Clerk					
	Reg. Voters	Times Counted	Total Votes	Pamela Tompke (DEM)	Write-In Votes	
Jurisdiction Wide						
City of Manistee, Precinct 1						
Polling	-	-	-	-	-	-
AVCB (if used)	-	-	-	-	-	-
Total	-	-	-	-	-	-
City of Manistee, Precinct 2						
Polling	-	-	-	-	-	-
AVCB (if used)	-	-	-	-	-	-
Total	-	-	-	-	-	-
Arcadia Township, Precinct 1						
Polling	-	-	-	-	-	-
AVCB (if used)	-	-	-	-	-	-
Total	-	-	-	-	-	-
Bear Lake Township, Precinct 1						
Polling	-	-	-	-	-	-
AVCB (if used)	-	-	-	-	-	-
Total	-	-	-	-	-	-
Brown Township, Precinct 1						
Polling	581	179	41	41 100.00%	0	0.00%
AVCB (if used)	581	0	0	0	0	
Total	581	179	41	41 100.00%	0	0.00%
Cleon Township, Precinct 1						
Polling	-	-	-	-	-	-
AVCB (if used)	-	-	-	-	-	-
Total	-	-	-	-	-	-
Dickson Township, Precinct 1						
Polling	-	-	-	-	-	-
AVCB (if used)	-	-	-	-	-	-
Total	-	-	-	-	-	-
Charter Township of Filer, Precinct 1						
Polling	-	-	-	-	-	-
AVCB (if used)	-	-	-	-	-	-
Total	-	-	-	-	-	-
Manistee Township, Precinct 1						
Polling	-	-	-	-	-	-
AVCB (if used)	-	-	-	-	-	-
Total	-	-	-	-	-	-
Maple Grove Township, Precinct 1						
Polling	-	-	-	-	-	-
AVCB (if used)	-	-	-	-	-	-
Total	-	-	-	-	-	-
Marilla Township, Precinct 1						
Polling	-	-	-	-	-	-
AVCB (if used)	-	-	-	-	-	-
Total	-	-	-	-	-	-
Norman Township, Precinct 1						
Polling	-	-	-	-	-	-
AVCB (if used)	-	-	-	-	-	-
Total	-	-	-	-	-	-
Onkama Township, Precinct 1						
Polling	-	-	-	-	-	-
AVCB (if used)	-	-	-	-	-	-
Total	-	-	-	-	-	-
Pleasanton Township, Precinct 1						
Polling	-	-	-	-	-	-
AVCB (if used)	-	-	-	-	-	-
Total	-	-	-	-	-	-
Springdale Township, Precinct 1						
Polling	-	-	-	-	-	-
AVCB (if used)	-	-	-	-	-	-
Total	-	-	-	-	-	-

Statement of Votes Cast
Manistee County Michigan
Official Election Results
August 2, 2016 Primary Election

Date:08/04/16
Time:16:34:02
Page:230 of 386

	DEM Brown Twp Clerk						
	Reg. Voters	Times Counted	Total Votes	Pamela Tompke (DEM)	Write-In Votes		
Stronach Township, Precinct 1							
Polling	-	-	-	-	-	-	-
AVCB (if used)	-	-	-	-	-	-	-
Total	-	-	-	-	-	-	-
Total							
Polling	581	179	41	41 100.00%	0	0.00%	
AVCB (if used)	581	0	0	0 -	0	-	
Total	581	179	41	41 100.00%	0	0.00%	

Statement of Votes Cast
Manistee County Michigan
Official Election Results
August 2, 2016 Primary Election

Date:08/04/16
Time:16:34:02
Page:231 of 386

	DEM Brown Twp Treasurer			
	Reg. Voters	Times Counted	Total Votes	Write-In Votes
Jurisdiction Wide				
City of Manistee, Precinct 1				
Polling	-	-	-	-
AVCB (if used)	-	-	-	-
Total	-	-	-	-
City of Manistee, Precinct 2				
Polling	-	-	-	-
AVCB (if used)	-	-	-	-
Total	-	-	-	-
Arcadia Township, Precinct 1				
Polling	-	-	-	-
AVCB (if used)	-	-	-	-
Total	-	-	-	-
Bear Lake Township, Precinct 1				
Polling	-	-	-	-
AVCB (if used)	-	-	-	-
Total	-	-	-	-
Brown Township, Precinct 1				
Polling	581	179	2	2 100.00%
AVCB (if used)	581	0	0	0
Total	581	179	2	2 100.00%
Cleon Township, Precinct 1				
Polling	-	-	-	-
AVCB (if used)	-	-	-	-
Total	-	-	-	-
Dickson Township, Precinct 1				
Polling	-	-	-	-
AVCB (if used)	-	-	-	-
Total	-	-	-	-
Charter Township of Filer, Precinct 1				
Polling	-	-	-	-
AVCB (if used)	-	-	-	-
Total	-	-	-	-
Manistee Township, Precinct 1				
Polling	-	-	-	-
AVCB (if used)	-	-	-	-
Total	-	-	-	-
Maple Grove Township, Precinct 1				
Polling	-	-	-	-
AVCB (if used)	-	-	-	-
Total	-	-	-	-
Marilla Township, Precinct 1				
Polling	-	-	-	-
AVCB (if used)	-	-	-	-
Total	-	-	-	-
Norman Township, Precinct 1				
Polling	-	-	-	-
AVCB (if used)	-	-	-	-
Total	-	-	-	-
Onckama Township, Precinct 1				
Polling	-	-	-	-
AVCB (if used)	-	-	-	-
Total	-	-	-	-
Pleasanton Township, Precinct 1				
Polling	-	-	-	-
AVCB (if used)	-	-	-	-
Total	-	-	-	-
Springdale Township, Precinct 1				
Polling	-	-	-	-
AVCB (if used)	-	-	-	-
Total	-	-	-	-

Statement of Votes Cast
Manistee County Michigan
Official Election Results
August 2, 2016 Primary Election

Date:08/04/16
Time:16:34:02
Page:232 of 386

	DEM Brown Twp Treasurer			
	Reg. Voters	Times Counted	Total Votes	Write-In Votes
Stronach Township, Precinct 1				
Polling	-	-	-	-
AVCB (if used)	-	-	-	-
Total	-	-	-	-
Total				
Polling	581	179	2	2 100.00%
AVCB (if used)	581	0	0	0
Total	581	179	2	2 100.00%

Statement of Votes Cast
Manistee County Michigan
Official Election Results
August 2, 2016 Primary Election

Date:08/04/16
Time:16:34:02
Page:233 of 386

	DEM Brown Twp Trustee					
	Reg. Voters	Times Counted	Total Votes	Tiin Joseph (DEM)	Write-In Votes	
Jurisdiction Wide						
City of Manistee, Precinct 1						
Polling	-	-	-	-	-	-
AVCB (if used)	-	-	-	-	-	-
Total	-	-	-	-	-	-
City of Manistee, Precinct 2						
Polling	-	-	-	-	-	-
AVCB (if used)	-	-	-	-	-	-
Total	-	-	-	-	-	-
Arcadia Township, Precinct 1						
Polling	-	-	-	-	-	-
AVCB (if used)	-	-	-	-	-	-
Total	-	-	-	-	-	-
Bear Lake Township, Precinct 1						
Polling	-	-	-	-	-	-
AVCB (if used)	-	-	-	-	-	-
Total	-	-	-	-	-	-
Brown Township, Precinct 1						
Polling	581	179	39	39 100.00%	0	0.00%
AVCB (if used)	581	0	0	0	0	-
Total	581	179	39	39 100.00%	0	0.00%
Cleon Township, Precinct 1						
Polling	-	-	-	-	-	-
AVCB (if used)	-	-	-	-	-	-
Total	-	-	-	-	-	-
Diekson Township, Precinct 1						
Polling	-	-	-	-	-	-
AVCB (if used)	-	-	-	-	-	-
Total	-	-	-	-	-	-
Charter Township of Filer, Precinct 1						
Polling	-	-	-	-	-	-
AVCB (if used)	-	-	-	-	-	-
Total	-	-	-	-	-	-
Manistee Township, Precinct 1						
Polling	-	-	-	-	-	-
AVCB (if used)	-	-	-	-	-	-
Total	-	-	-	-	-	-
Maple Grove Township, Precinct 1						
Polling	-	-	-	-	-	-
AVCB (if used)	-	-	-	-	-	-
Total	-	-	-	-	-	-
Marilla Township, Precinct 1						
Polling	-	-	-	-	-	-
AVCB (if used)	-	-	-	-	-	-
Total	-	-	-	-	-	-
Norman Township, Precinct 1						
Polling	-	-	-	-	-	-
AVCB (if used)	-	-	-	-	-	-
Total	-	-	-	-	-	-
Onokama Township, Precinct 1						
Polling	-	-	-	-	-	-
AVCB (if used)	-	-	-	-	-	-
Total	-	-	-	-	-	-
Pleasanton Township, Precinct 1						
Polling	-	-	-	-	-	-
AVCB (if used)	-	-	-	-	-	-
Total	-	-	-	-	-	-
Springdale Township, Precinct 1						
Polling	-	-	-	-	-	-
AVCB (if used)	-	-	-	-	-	-
Total	-	-	-	-	-	-

Statement of Votes Cast
Manistee County Michigan
Official Election Results
August 2, 2016 Primary Election

Date:08/04/16
Time:16:34:02
Page:234 of 386

	DEM Brown Twp Trustee					
	Rcg. Voters	Times Counted	Total Votes	Tim Joseph (DEM)	Write-In Votes	
Stronach Township, Precinct 1						
Polling	-	-	-	-	-	-
AVCB (if used)	-	-	-	-	-	-
Total	-	-	-	-	-	-
Total						
Polling	581	179	39	39 100.00%	0	0.00%
AVCB (if used)	581	0	0	0 -	0	-
Total	581	179	39	39 100.00%	0	0.00%

Statement of Votes Cast
Manistee County Michigan
Official Election Results
August 2, 2016 Primary Election

Date:08/04/16
Time:16:34:02
Page:235 of 386

	DEM Cleon Twp Supervisor					
	Reg. Voters	Times Counted	Total Votes	Jeff Stanton (DEM)	Write-In Votes	
Jurisdiction Wide						
City of Manistee, Precinct 1						
Polling	-	-	-	-	-	-
AVCB (if used)	-	-	-	-	-	-
Total	-	-	-	-	-	-
City of Manistee, Precinct 2						
Polling	-	-	-	-	-	-
AVCB (if used)	-	-	-	-	-	-
Total	-	-	-	-	-	-
Arcadia Township, Precinct 1						
Polling	-	-	-	-	-	-
AVCB (if used)	-	-	-	-	-	-
Total	-	-	-	-	-	-
Bear Lake Township, Precinct 1						
Polling	-	-	-	-	-	-
AVCB (if used)	-	-	-	-	-	-
Total	-	-	-	-	-	-
Brown Township, Precinct 1						
Polling	-	-	-	-	-	-
AVCB (if used)	-	-	-	-	-	-
Total	-	-	-	-	-	-
Cleon Township, Precinct 1						
Polling	771	103	29	29 100.00%	0	0.00%
AVCB (if used)	771	0	0	0 -	0	-
Total	771	103	29	29 100.00%	0	0.00%
Dickson Township, Precinct 1						
Polling	-	-	-	-	-	-
AVCB (if used)	-	-	-	-	-	-
Total	-	-	-	-	-	-
Charter Township of Filer, Precinct 1						
Polling	-	-	-	-	-	-
AVCB (if used)	-	-	-	-	-	-
Total	-	-	-	-	-	-
Manistee Township, Precinct 1						
Polling	-	-	-	-	-	-
AVCB (if used)	-	-	-	-	-	-
Total	-	-	-	-	-	-
Maple Grove Township, Precinct 1						
Polling	-	-	-	-	-	-
AVCB (if used)	-	-	-	-	-	-
Total	-	-	-	-	-	-
Marilla Township, Precinct 1						
Polling	-	-	-	-	-	-
AVCB (if used)	-	-	-	-	-	-
Total	-	-	-	-	-	-
Norman Township, Precinct 1						
Polling	-	-	-	-	-	-
AVCB (if used)	-	-	-	-	-	-
Total	-	-	-	-	-	-
Oneskama Township, Precinct 1						
Polling	-	-	-	-	-	-
AVCB (if used)	-	-	-	-	-	-
Total	-	-	-	-	-	-
Pleasanton Township, Precinct 1						
Polling	-	-	-	-	-	-
AVCB (if used)	-	-	-	-	-	-
Total	-	-	-	-	-	-
Springdale Township, Precinct 1						
Polling	-	-	-	-	-	-
AVCB (if used)	-	-	-	-	-	-
Total	-	-	-	-	-	-

Statement of Votes Cast
Manistee County Michigan
Official Election Results
August 2, 2016 Primary Election

Date:08/04/16
Time:16:34:03
Page:236 of 386

	DEM Cleon Twp Supervisor					
	Reg. Voters	Times Counted	Total Votes	Jeff Stanton (DEM)	Write-In Votes	
Stronach Township, Precinct 1						
Polling	-	-	-	-	-	-
AVCB (if used)	-	-	-	-	-	-
Total	-	-	-	-	-	-
Total						
Polling	771	103	29	29 100.00%	0	0.00%
AVCB (if used)	771	0	0	0 -	0	-
Total	771	103	29	29 100.00%	0	0.00%

Statement of Votes Cast
Manistee County Michigan
Official Election Results
August 2, 2016 Primary Election

Date:08/04/16
Time:16:34:03
Page:237 of 386

	DEM Cleon Twp Clerk				DEM Cleon Twp Treasurer			
	Reg. Voters	Times Counted	Total Votes	Write-In Votes	Reg. Voters	Times Counted	Total Votes	Write-In Votes
Jurisdiction Wide								
City of Manistec, Precinct 1								
Polling	-	-	-	-	-	-	-	-
AVCB (if used)	-	-	-	-	-	-	-	-
Total	-	-	-	-	-	-	-	-
City of Manistec, Precinct 2								
Polling	-	-	-	-	-	-	-	-
AVCB (if used)	-	-	-	-	-	-	-	-
Total	-	-	-	-	-	-	-	-
Arcadia Township, Precinct 1								
Polling	-	-	-	-	-	-	-	-
AVCB (if used)	-	-	-	-	-	-	-	-
Total	-	-	-	-	-	-	-	-
Bear Lake Township, Precinct 1								
Polling	-	-	-	-	-	-	-	-
AVCB (if used)	-	-	-	-	-	-	-	-
Total	-	-	-	-	-	-	-	-
Brown Township, Precinct 1								
Polling	-	-	-	-	-	-	-	-
AVCB (if used)	-	-	-	-	-	-	-	-
Total	-	-	-	-	-	-	-	-
Cleon Township, Precinct 1								
Polling	771	103	1	1 100.00%	771	103	1	1 100.00%
AVCB (if used)	771	0	0	0	771	0	0	0
Total	771	103	1	1 100.00%	771	103	1	1 100.00%
Dickson Township, Precinct 1								
Polling	-	-	-	-	-	-	-	-
AVCB (if used)	-	-	-	-	-	-	-	-
Total	-	-	-	-	-	-	-	-
Charter Township of Filer, Precinct 1								
Polling	-	-	-	-	-	-	-	-
AVCB (if used)	-	-	-	-	-	-	-	-
Total	-	-	-	-	-	-	-	-
Manistec Township, Precinct 1								
Polling	-	-	-	-	-	-	-	-
AVCB (if used)	-	-	-	-	-	-	-	-
Total	-	-	-	-	-	-	-	-
Maple Grove Township, Precinct 1								
Polling	-	-	-	-	-	-	-	-
AVCB (if used)	-	-	-	-	-	-	-	-
Total	-	-	-	-	-	-	-	-
Marilla Township, Precinct 1								
Polling	-	-	-	-	-	-	-	-
AVCB (if used)	-	-	-	-	-	-	-	-
Total	-	-	-	-	-	-	-	-
Norman Township, Precinct 1								
Polling	-	-	-	-	-	-	-	-
AVCB (if used)	-	-	-	-	-	-	-	-
Total	-	-	-	-	-	-	-	-
Onokama Township, Precinct 1								
Polling	-	-	-	-	-	-	-	-
AVCB (if used)	-	-	-	-	-	-	-	-
Total	-	-	-	-	-	-	-	-
Pleasanton Township, Precinct 1								
Polling	-	-	-	-	-	-	-	-
AVCB (if used)	-	-	-	-	-	-	-	-
Total	-	-	-	-	-	-	-	-
Springdale Township, Precinct 1								
Polling	-	-	-	-	-	-	-	-
AVCB (if used)	-	-	-	-	-	-	-	-
Total	-	-	-	-	-	-	-	-

Statement of Votes Cast
Manistee County Michigan
Official Election Results
August 2, 2016 Primary Election

Date:08/04/16
Time:16:34:03
Page:238 of 386

	DEM Cleon Twp Clerk				DEM Cleon Twp Treasurer			
	Reg. Voters	Times Counted	Total Votes	Write-In Votes	Reg. Voters	Times Counted	Total Votes	Write-In Votes
Stronach Township, Precinct 1								
Polling	-	-	-	-	-	-	-	-
AVCB (if used)	-	-	-	-	-	-	-	-
Total	-	-	-	-	-	-	-	-
Total								
Polling	771	103	1	1 100.00%	771	103	1	1 100.00%
AVCB (if used)	771	0	0	0 -	771	0	0	0 -
Total	771	103	1	1 100.00%	771	103	1	1 100.00%

Statement of Votes Cast
Manistee County Michigan
Official Election Results
August 2, 2016 Primary Election

Date:08/04/16
Time:16:34:03
Page:239 of 386

	DEM Cleon Twp Trustee					
	Reg. Voters	Times Counted	Total Votes	Todd Humphrey (DEM)	Write-In Votes	
Jurisdiction Wide						
City of Manistec, Precinct 1						
Polling	-	-	-	-	-	-
AVCB (if used)	-	-	-	-	-	-
Total	-	-	-	-	-	-
City of Manistee, Precinct 2						
Polling	-	-	-	-	-	-
AVCB (if used)	-	-	-	-	-	-
Total	-	-	-	-	-	-
Arcadia Township, Precinct 1						
Polling	-	-	-	-	-	-
AVCB (if used)	-	-	-	-	-	-
Total	-	-	-	-	-	-
Bear Lake Township, Precinct 1						
Polling	-	-	-	-	-	-
AVCB (if used)	-	-	-	-	-	-
Total	-	-	-	-	-	-
Brown Township, Precinct 1						
Polling	-	-	-	-	-	-
AVCB (if used)	-	-	-	-	-	-
Total	-	-	-	-	-	-
Cleon Township, Precinct 1						
Polling	771	103	30	30 100.00%	0	0.00%
AVCB (if used)	771	0	0	0	0	
Total	771	103	30	30 100.00%	0	0.00%
Dickson Township, Precinct 1						
Polling	-	-	-	-	-	-
AVCB (if used)	-	-	-	-	-	-
Total	-	-	-	-	-	-
Charter Township of Filer, Precinct 1						
Polling	-	-	-	-	-	-
AVCB (if used)	-	-	-	-	-	-
Total	-	-	-	-	-	-
Manistee Township, Precinct 1						
Polling	-	-	-	-	-	-
AVCB (if used)	-	-	-	-	-	-
Total	-	-	-	-	-	-
Maple Grove Township, Precinct 1						
Polling	-	-	-	-	-	-
AVCB (if used)	-	-	-	-	-	-
Total	-	-	-	-	-	-
Marilla Township, Precinct 1						
Polling	-	-	-	-	-	-
AVCB (if used)	-	-	-	-	-	-
Total	-	-	-	-	-	-
Norman Township, Precinct 1						
Polling	-	-	-	-	-	-
AVCB (if used)	-	-	-	-	-	-
Total	-	-	-	-	-	-
Onckama Township, Precinct 1						
Polling	-	-	-	-	-	-
AVCB (if used)	-	-	-	-	-	-
Total	-	-	-	-	-	-
Pleasanton Township, Precinct 1						
Polling	-	-	-	-	-	-
AVCB (if used)	-	-	-	-	-	-
Total	-	-	-	-	-	-
Springdale Township, Precinct 1						
Polling	-	-	-	-	-	-
AVCB (if used)	-	-	-	-	-	-
Total	-	-	-	-	-	-

Statement of Votes Cast
Manistee County Michigan
Official Election Results
August 2, 2016 Primary Election

Date:08/04/16
Time:16:34:03
Page:240 of 386

	DEM Cleon Twp Trustee					
	Reg. Voters	Times Counted	Total Votes	Todd Humphrey (DEM)	Write-In Votes	
Stronach Township, Precinct 1						
Polling	-	-	-	-	-	-
AVCB (if used)	-	-	-	-	-	-
Total	-	-	-	-	-	-
Total						
Polling	771	103	30	30 100.00%	0	0.00%
AVCB (if used)	771	0	0	0 -	0	-
Total	771	103	30	30 100.00%	0	0.00%

Statement of Votes Cast
Manistee County Michigan
Official Election Results
August 2, 2016 Primary Election

Date:08/04/16
Time:16:34:03
Page:241 of 386

	DEM Dickson Twp Supervisor			
	Reg. Voters	Times Counted	Total Votes	Write-In Votes
Jurisdiction Wide				
City of Manistee, Precinct 1				
Polling	-	-	-	-
AVCB (if used)	-	-	-	-
Total	-	-	-	-
City of Manistee, Precinct 2				
Polling	-	-	-	-
AVCB (if used)	-	-	-	-
Total	-	-	-	-
Arcadia Township, Precinct 1				
Polling	-	-	-	-
AVCB (if used)	-	-	-	-
Total	-	-	-	-
Bear Lake Township, Precinct 1				
Polling	-	-	-	-
AVCB (if used)	-	-	-	-
Total	-	-	-	-
Brown Township, Precinct 1				
Polling	-	-	-	-
AVCB (if used)	-	-	-	-
Total	-	-	-	-
Cleon Township, Precinct 1				
Polling	-	-	-	-
AVCB (if used)	-	-	-	-
Total	-	-	-	-
Dickson Township, Precinct 1				
Polling	758	196	4	4 100.00%
AVCB (if used)	758	0	0	0
Total	758	196	4	4 100.00%
Charter Township of Filer, Precinct 1				
Polling	-	-	-	-
AVCB (if used)	-	-	-	-
Total	-	-	-	-
Manistee Township, Precinct 1				
Polling	-	-	-	-
AVCB (if used)	-	-	-	-
Total	-	-	-	-
Maple Grove Township, Precinct 1				
Polling	-	-	-	-
AVCB (if used)	-	-	-	-
Total	-	-	-	-
Marilla Township, Precinct 1				
Polling	-	-	-	-
AVCB (if used)	-	-	-	-
Total	-	-	-	-
Norman Township, Precinct 1				
Polling	-	-	-	-
AVCB (if used)	-	-	-	-
Total	-	-	-	-
Onckama Township, Precinct 1				
Polling	-	-	-	-
AVCB (if used)	-	-	-	-
Total	-	-	-	-
Pleasanton Township, Precinct 1				
Polling	-	-	-	-
AVCB (if used)	-	-	-	-
Total	-	-	-	-
Springdale Township, Precinct 1				
Polling	-	-	-	-
AVCB (if used)	-	-	-	-
Total	-	-	-	-

Statement of Votes Cast
Manistee County Michigan
Official Election Results
August 2, 2016 Primary Election

Date:08/04/16
Time:16:34:03
Page:242 of 386

DEM Dickson Twp Supervisor				
	Reg. Voters	Times Counted	Total Votes	Write-In Votes
Stronach Township, Precinct I				
Polling	-	-	-	-
AVCB (if used)	-	-	-	-
Total	-	-	-	-
Total				
Polling	758	196	4	4 100.00%
AVCB (if used)	758	0	0	0
Total	758	196	4	4 100.00%

Statement of Votes Cast
Manistee County Michigan
Official Election Results
August 2, 2016 Primary Election

Date:08/04/16
Time:16:34:03
Page:243 of 386

	DEM Dickson Twp Clerk						
	Reg. Voters	Times Counted	Total Votes	Joyce England (DEM)		Write-In Votes	
Jurisdiction Wide							
City of Manistee, Precinct 1							
Polling	-	-	-	-	-	-	-
AVCB (if used)	-	-	-	-	-	-	-
Total	-	-	-	-	-	-	-
City of Manistee, Precinct 2							
Polling	-	-	-	-	-	-	-
AVCB (if used)	-	-	-	-	-	-	-
Total	-	-	-	-	-	-	-
Arcadia Township, Precinct 1							
Polling	-	-	-	-	-	-	-
AVCB (if used)	-	-	-	-	-	-	-
Total	-	-	-	-	-	-	-
Bear Lake Township, Precinct 1							
Polling	-	-	-	-	-	-	-
AVCB (if used)	-	-	-	-	-	-	-
Total	-	-	-	-	-	-	-
Brown Township, Precinct 1							
Polling	-	-	-	-	-	-	-
AVCB (if used)	-	-	-	-	-	-	-
Total	-	-	-	-	-	-	-
Cleon Township, Precinct 1							
Polling	-	-	-	-	-	-	-
AVCB (if used)	-	-	-	-	-	-	-
Total	-	-	-	-	-	-	-
Dickson Township, Precinct 1							
Polling	758	196	48	47	97.92%	1	2.08%
AVCB (if used)	758	0	0	0	-	0	-
Total	758	196	48	47	97.92%	1	2.08%
Charter Township of Filer, Precinct 1							
Polling	-	-	-	-	-	-	-
AVCB (if used)	-	-	-	-	-	-	-
Total	-	-	-	-	-	-	-
Manistee Township, Precinct 1							
Polling	-	-	-	-	-	-	-
AVCB (if used)	-	-	-	-	-	-	-
Total	-	-	-	-	-	-	-
Maple Grove Township, Precinct 1							
Polling	-	-	-	-	-	-	-
AVCB (if used)	-	-	-	-	-	-	-
Total	-	-	-	-	-	-	-
Marilla Township, Precinct 1							
Polling	-	-	-	-	-	-	-
AVCB (if used)	-	-	-	-	-	-	-
Total	-	-	-	-	-	-	-
Norman Township, Precinct 1							
Polling	-	-	-	-	-	-	-
AVCB (if used)	-	-	-	-	-	-	-
Total	-	-	-	-	-	-	-
Onckama Township, Precinct 1							
Polling	-	-	-	-	-	-	-
AVCB (if used)	-	-	-	-	-	-	-
Total	-	-	-	-	-	-	-
Pleasanton Township, Precinct 1							
Polling	-	-	-	-	-	-	-
AVCB (if used)	-	-	-	-	-	-	-
Total	-	-	-	-	-	-	-
Springdale Township, Precinct 1							
Polling	-	-	-	-	-	-	-
AVCB (if used)	-	-	-	-	-	-	-
Total	-	-	-	-	-	-	-

Statement of Votes Cast
Manistee County Michigan
Official Election Results
August 2, 2016 Primary Election

Date:08/04/16
Time:16:34:03
Page:244 of 386

	DEM Dickson Twp Clerk						
	Reg. Voters	Times Counted	Total Votes	Joyce England (DEM)		Write-In Votes	
Stronach Township, Precinct 1							
Polling	-	-	-	-	-	-	-
AVCB (if used)	-	-	-	-	-	-	-
Total	-	-	-	-	-	-	-
Total							
Polling	758	196	48	47	97.92%	1	2.08%
AVCB (if used)	758	0	0	0	-	0	-
Total	758	196	48	47	97.92%	1	2.08%

Statement of Votes Cast
Manistee County Michigan
Official Election Results
August 2, 2016 Primary Election

Date:08/04/16
Time:16:34:03
Page:245 of 386

	DEM Dickson Twp Treasurer			
	Reg. Voters	Times Counted	Total Votes	Write-In Votes
Jurisdiction Wide				
City of Manistee, Precinct 1				
Polling	-	-	-	-
AVCB (if used)	-	-	-	-
Total	-	-	-	-
City of Manistec, Precinct 2				
Polling	-	-	-	-
AVCB (if used)	-	-	-	-
Total	-	-	-	-
Arcadia Township, Precinct 1				
Polling	-	-	-	-
AVCB (if used)	-	-	-	-
Total	-	-	-	-
Bear Lake Township, Precinct 1				
Polling	-	-	-	-
AVCB (if used)	-	-	-	-
Total	-	-	-	-
Brown Township, Precinct 1				
Polling	-	-	-	-
AVCB (if used)	-	-	-	-
Total	-	-	-	-
Cleon Township, Precinct 1				
Polling	-	-	-	-
AVCB (if used)	-	-	-	-
Total	-	-	-	-
Dickson Township, Precinct 1				
Polling	758	196	3	3 100.00%
AVCB (if used)	758	0	0	0
Total	758	196	3	3 100.00%
Charter Township of Filer, Precinct 1				
Polling	-	-	-	-
AVCB (if used)	-	-	-	-
Total	-	-	-	-
Manistec Township, Precinct 1				
Polling	-	-	-	-
AVCB (if used)	-	-	-	-
Total	-	-	-	-
Maple Grove Township, Precinct 1				
Polling	-	-	-	-
AVCB (if used)	-	-	-	-
Total	-	-	-	-
Marilla Township, Precinct 1				
Polling	-	-	-	-
AVCB (if used)	-	-	-	-
Total	-	-	-	-
Norman Township, Precinct 1				
Polling	-	-	-	-
AVCB (if used)	-	-	-	-
Total	-	-	-	-
Oneskama Township, Precinct 1				
Polling	-	-	-	-
AVCB (if used)	-	-	-	-
Total	-	-	-	-
Pleasanton Township, Precinct 1				
Polling	-	-	-	-
AVCB (if used)	-	-	-	-
Total	-	-	-	-
Springdale Township, Precinct 1				
Polling	-	-	-	-
AVCB (if used)	-	-	-	-
Total	-	-	-	-

Statement of Votes Cast
Manistee County Michigan
Official Election Results
August 2, 2016 Primary Election

Date:08/04/16
Time:16:34:03
Page:246 of 386

	DEM Dickson Twp Treasurer			
	Reg. Voters	Times Counted	Total Votes	Write-In Votes
Stronach Township, Precinct 1				
Polling	-	-	-	-
AVCB (if used)	-	-	-	-
Total	-	-	-	-
Total				
Polling	758	196	3	3 100.00%
AVCB (if used)	758	0	0	0
Total	758	196	3	3 100.00%

Statement of Votes Cast
Manistee County Michigan
Official Election Results
August 2, 2016 Primary Election

Date:08/04/16
Time:16:34:03
Page:247 of 386

	DEM Dickson Twp Trustee						
	Reg. Voters	Times Counted	Total Votes	Tracy Weaver Wilks (DEM)		Write-In Votes	
Jurisdiction Wide							
City of Manistee, Precinct 1							
Polling	-	-	-	-	-	-	-
AVCB (if used)	-	-	-	-	-	-	-
Total	-	-	-	-	-	-	-
City of Manistee, Precinct 2							
Polling	-	-	-	-	-	-	-
AVCB (if used)	-	-	-	-	-	-	-
Total	-	-	-	-	-	-	-
Arcadia Township, Precinct 1							
Polling	-	-	-	-	-	-	-
AVCB (if used)	-	-	-	-	-	-	-
Total	-	-	-	-	-	-	-
Bear Lake Township, Precinct 1							
Polling	-	-	-	-	-	-	-
AVCB (if used)	-	-	-	-	-	-	-
Total	-	-	-	-	-	-	-
Brown Township, Precinct 1							
Polling	-	-	-	-	-	-	-
AVCB (if used)	-	-	-	-	-	-	-
Total	-	-	-	-	-	-	-
Cleon Township, Precinct 1							
Polling	-	-	-	-	-	-	-
AVCB (if used)	-	-	-	-	-	-	-
Total	-	-	-	-	-	-	-
Dickson Township, Precinct 1							
Polling	758	196	49	47	95.92%	2	4.08%
AVCB (if used)	758	0	0	0	-	0	-
Total	758	196	49	47	95.92%	2	4.08%
Charter Township of Filer, Precinct 1							
Polling	-	-	-	-	-	-	-
AVCB (if used)	-	-	-	-	-	-	-
Total	-	-	-	-	-	-	-
Manistee Township, Precinct 1							
Polling	-	-	-	-	-	-	-
AVCB (if used)	-	-	-	-	-	-	-
Total	-	-	-	-	-	-	-
Maple Grove Township, Precinct 1							
Polling	-	-	-	-	-	-	-
AVCB (if used)	-	-	-	-	-	-	-
Total	-	-	-	-	-	-	-
Marilla Township, Precinct 1							
Polling	-	-	-	-	-	-	-
AVCB (if used)	-	-	-	-	-	-	-
Total	-	-	-	-	-	-	-
Norman Township, Precinct 1							
Polling	-	-	-	-	-	-	-
AVCB (if used)	-	-	-	-	-	-	-
Total	-	-	-	-	-	-	-
Onckama Township, Precinct 1							
Polling	-	-	-	-	-	-	-
AVCB (if used)	-	-	-	-	-	-	-
Total	-	-	-	-	-	-	-
Pleasanton Township, Precinct 1							
Polling	-	-	-	-	-	-	-
AVCB (if used)	-	-	-	-	-	-	-
Total	-	-	-	-	-	-	-
Springdale Township, Precinct 1							
Polling	-	-	-	-	-	-	-
AVCB (if used)	-	-	-	-	-	-	-
Total	-	-	-	-	-	-	-

Statement of Votes Cast
Manistee County Michigan
Official Election Results
August 2, 2016 Primary Election

Date:08/04/16
Time:16:34:03
Page:248 of 386

	DEM Dickson Twp Trustee						
	Reg. Voters	Times Counted	Total Votes	Tracy Weaver Wilks (DEM)		Write-In Votes	
Stronach Township, Precinct 1							
Polling	-	-	-	-	-	-	-
AVCB (if used)	-	-	-	-	-	-	-
Total	-	-	-	-	-	-	-
Total							
Polling	758	196	49	47	95.92%	2	4.08%
AVCB (if used)	758	0	0	0	-	0	-
Total	758	196	49	47	95.92%	2	4.08%

Statement of Votes Cast
Manistee County Michigan
Official Election Results
August 2, 2016 Primary Election

Date:08/04/16
Time:16:34:03
Page:249 of 386

DEM Filer Twp Supervisor

	Reg. Voters	Times Counted	Total Votes	James A. Espvik (DEM)	Terry Walker (DEM)	Write-In Votes
Jurisdiction Wide						
City of Manistee, Precinct 1						
Polling	-	-	-	-	-	-
AVCB (if used)	-	-	-	-	-	-
Total	-	-	-	-	-	-
City of Manistee, Precinct 2						
Polling	-	-	-	-	-	-
AVCB (if used)	-	-	-	-	-	-
Total	-	-	-	-	-	-
Arcadia Township, Precinct 1						
Polling	-	-	-	-	-	-
AVCB (if used)	-	-	-	-	-	-
Total	-	-	-	-	-	-
Bear Lake Township, Precinct 1						
Polling	-	-	-	-	-	-
AVCB (if used)	-	-	-	-	-	-
Total	-	-	-	-	-	-
Brown Township, Precinct 1						
Polling	-	-	-	-	-	-
AVCB (if used)	-	-	-	-	-	-
Total	-	-	-	-	-	-
Cleon Township, Precinct 1						
Polling	-	-	-	-	-	-
AVCB (if used)	-	-	-	-	-	-
Total	-	-	-	-	-	-
Dickson Township, Precinct 1						
Polling	-	-	-	-	-	-
AVCB (if used)	-	-	-	-	-	-
Total	-	-	-	-	-	-
Charter Township of Filer, Precinct 1						
Polling	1960	740	326	80 24.54%	244 74.85%	2 0.61%
AVCB (if used)	1960	0	0	0 -	0 -	0 -
Total	1960	740	326	80 24.54%	244 74.85%	2 0.61%
Manistee Township, Precinct 1						
Polling	-	-	-	-	-	-
AVCB (if used)	-	-	-	-	-	-
Total	-	-	-	-	-	-
Maple Grove Township, Precinct 1						
Polling	-	-	-	-	-	-
AVCB (if used)	-	-	-	-	-	-
Total	-	-	-	-	-	-
Marilla Township, Precinct 1						
Polling	-	-	-	-	-	-
AVCB (if used)	-	-	-	-	-	-
Total	-	-	-	-	-	-
Norman Township, Precinct 1						
Polling	-	-	-	-	-	-
AVCB (if used)	-	-	-	-	-	-
Total	-	-	-	-	-	-
Oneskama Township, Precinct 1						
Polling	-	-	-	-	-	-
AVCB (if used)	-	-	-	-	-	-
Total	-	-	-	-	-	-
Pleasanton Township, Precinct 1						
Polling	-	-	-	-	-	-
AVCB (if used)	-	-	-	-	-	-
Total	-	-	-	-	-	-
Springdale Township, Precinct 1						
Polling	-	-	-	-	-	-
AVCB (if used)	-	-	-	-	-	-
Total	-	-	-	-	-	-

Statement of Votes Cast
Manistee County Michigan
Official Election Results
August 2, 2016 Primary Election

Date:08/04/16
Time:16:34:03
Page:250 of 386

DEM Filer Twp Supervisor

	Reg. Voters	Times Counted	Total Votes	James A. Espvik (DEM)	Terry Walker (DEM)	Write-In Votes
Stronach Township, Precinct 1						
Polling	-	-	-	-	-	-
AVCB (if used)	-	-	-	-	-	-
Total	-	-	-	-	-	-
Total						
Polling	1960	740	326	80 24.54%	244 74.85%	2 0.61%
AVCB (if used)	1960	0	0	0 -	0 -	0 -
Total	1960	740	326	80 24.54%	244 74.85%	2 0.61%

Statement of Votes Cast
Manistee County Michigan
Official Election Results
August 2, 2016 Primary Election

Date:08/04/16
Time:16:34:03
Page:251 of 386

	DEM Filer Twp Clerk						
	Reg. Voters	Times Counted	Total Votes	Gerald A. Wosniewski (DEM)	Write-In Votes		
Jurisdiction Wide							
City of Manistee, Precinct 1							
Polling	-	-	-	-	-	-	-
AVCB (if used)	-	-	-	-	-	-	-
Total	-	-	-	-	-	-	-
City of Manistee, Precinct 2							
Polling	-	-	-	-	-	-	-
AVCB (if used)	-	-	-	-	-	-	-
Total	-	-	-	-	-	-	-
Arcadia Township, Precinct 1							
Polling	-	-	-	-	-	-	-
AVCB (if used)	-	-	-	-	-	-	-
Total	-	-	-	-	-	-	-
Bear Lake Township, Precinct 1							
Polling	-	-	-	-	-	-	-
AVCB (if used)	-	-	-	-	-	-	-
Total	-	-	-	-	-	-	-
Brown Township, Precinct 1							
Polling	-	-	-	-	-	-	-
AVCB (if used)	-	-	-	-	-	-	-
Total	-	-	-	-	-	-	-
Cleon Township, Precinct 1							
Polling	-	-	-	-	-	-	-
AVCB (if used)	-	-	-	-	-	-	-
Total	-	-	-	-	-	-	-
Dickson Township, Precinct 1							
Polling	-	-	-	-	-	-	-
AVCB (if used)	-	-	-	-	-	-	-
Total	-	-	-	-	-	-	-
Charter Township of Filer, Precinct 1							
Polling	1960	740	257	256 99.61%	1	0.39%	-
AVCB (if used)	1960	0	0	0	0	-	-
Total	1960	740	257	256 99.61%	1	0.39%	-
Manistee Township, Precinct 1							
Polling	-	-	-	-	-	-	-
AVCB (if used)	-	-	-	-	-	-	-
Total	-	-	-	-	-	-	-
Maple Grove Township, Precinct 1							
Polling	-	-	-	-	-	-	-
AVCB (if used)	-	-	-	-	-	-	-
Total	-	-	-	-	-	-	-
Marilla Township, Precinct 1							
Polling	-	-	-	-	-	-	-
AVCB (if used)	-	-	-	-	-	-	-
Total	-	-	-	-	-	-	-
Norman Township, Precinct 1							
Polling	-	-	-	-	-	-	-
AVCB (if used)	-	-	-	-	-	-	-
Total	-	-	-	-	-	-	-
Onckama Township, Precinct 1							
Polling	-	-	-	-	-	-	-
AVCB (if used)	-	-	-	-	-	-	-
Total	-	-	-	-	-	-	-
Pleasanton Township, Precinct 1							
Polling	-	-	-	-	-	-	-
AVCB (if used)	-	-	-	-	-	-	-
Total	-	-	-	-	-	-	-
Springdale Township, Precinct 1							
Polling	-	-	-	-	-	-	-
AVCB (if used)	-	-	-	-	-	-	-
Total	-	-	-	-	-	-	-

Statement of Votes Cast
Manistee County Michigan
Official Election Results
August 2, 2016 Primary Election

Date:08/04/16
Time:16:34:03
Page:252 of 386

	DEM Filer Twp Clerk					
	Reg. Voters	Times Counted	Total Votes	Gerald A. Wosniewski (DEM)	Write-In Votes	
Stronach Township, Precinct 1						
Polling	-	-	-	-	-	-
AVCB (if used)	-	-	-	-	-	-
Total	-	-	-	-	-	-
Total						
Polling	1960	740	257	256 99.61%	1 0.39%	
AVCB (if used)	1960	0	0	0 -	0 -	
Total	1960	740	257	256 99.61%	1 0.39%	

Statement of Votes Cast
Manistee County Michigan
Official Election Results
August 2, 2016 Primary Election

Date:08/04/16
Time:16:34:03
Page:253 of 386

	DEM Filer Twp Treasurer					
	Reg. Voters	Times Counted	Total Votes	Janelle Ware (DEM)	Write-In Votes	
Jurisdiction Wide						
City of Manistee, Precinct 1						
Polling	-	-	-	-	-	-
AVCB (if used)	-	-	-	-	-	-
Total	-	-	-	-	-	-
City of Manistee, Precinct 2						
Polling	-	-	-	-	-	-
AVCB (if used)	-	-	-	-	-	-
Total	-	-	-	-	-	-
Arcadia Township, Precinct 1						
Polling	-	-	-	-	-	-
AVCB (if used)	-	-	-	-	-	-
Total	-	-	-	-	-	-
Bear Lake Township, Precinct 1						
Polling	-	-	-	-	-	-
AVCB (if used)	-	-	-	-	-	-
Total	-	-	-	-	-	-
Brown Township, Precinct 1						
Polling	-	-	-	-	-	-
AVCB (if used)	-	-	-	-	-	-
Total	-	-	-	-	-	-
Cleon Township, Precinct 1						
Polling	-	-	-	-	-	-
AVCB (if used)	-	-	-	-	-	-
Total	-	-	-	-	-	-
Dickson Township, Precinct 1						
Polling	-	-	-	-	-	-
AVCB (if used)	-	-	-	-	-	-
Total	-	-	-	-	-	-
Charter Township of Filer, Precinct 1						
Polling	1960	740	230	227 98.70%	3 1.30%	-
AVCB (if used)	1960	0	0	0 -	0 -	-
Total	1960	740	230	227 98.70%	3 1.30%	-
Manistee Township, Precinct 1						
Polling	-	-	-	-	-	-
AVCB (if used)	-	-	-	-	-	-
Total	-	-	-	-	-	-
Maple Grove Township, Precinct 1						
Polling	-	-	-	-	-	-
AVCB (if used)	-	-	-	-	-	-
Total	-	-	-	-	-	-
Marilla Township, Precinct 1						
Polling	-	-	-	-	-	-
AVCB (if used)	-	-	-	-	-	-
Total	-	-	-	-	-	-
Norman Township, Precinct 1						
Polling	-	-	-	-	-	-
AVCB (if used)	-	-	-	-	-	-
Total	-	-	-	-	-	-
Onkama Township, Precinct 1						
Polling	-	-	-	-	-	-
AVCB (if used)	-	-	-	-	-	-
Total	-	-	-	-	-	-
Pleasanton Township, Precinct 1						
Polling	-	-	-	-	-	-
AVCB (if used)	-	-	-	-	-	-
Total	-	-	-	-	-	-
Springdale Township, Precinct 1						
Polling	-	-	-	-	-	-
AVCB (if used)	-	-	-	-	-	-
Total	-	-	-	-	-	-

Statement of Votes Cast
Manistee County Michigan
Official Election Results
August 2, 2016 Primary Election

Date:08/04/16
Time:16:34:03
Page:254 of 386

DEM Filer Twp Treasurer							
	Reg. Voters	Times Counted	Total Votes	Janelle Ware (DEM)		Write-In Votes	
Stronach Township, Precinct 1							
Polling	-	-	-	-	-	-	-
AVCB (if used)	-	-	-	-	-	-	-
Total	-	-	-	-	-	-	-
Total							
Polling	1960	740	230	227	98.70%	3	1.30%
AVCB (if used)	1960	0	0	0	-	0	-
Total	1960	740	230	227	98.70%	3	1.30%

Date:08/04/16
Time:16:34:03
Page:255 of 386

[illegible]

Statement of Votes Cast
Manistee County Michigan
Official Election Results
August 2, 2016 Primary Election

Date:08/04/16
Time:16:34:03
Page:256 of 386

	DEM Filer Twp Trustee									
	Reg. Voters	Times Counted	Total Votes	Thomas Chycinski (DEM)		Al Frye (DEM)		Write-In Votes		
Stronach Township, Precinct 1										
Polling	-	-	-	-	-	-	-	-	-	-
AVCB (if used)	-	-	-	-	-	-	-	-	-	-
Total	-	-	-	-	-	-	-	-	-	-
Total										
Polling	1960	740	411	200	48.66%	158	38.44%	53	12.90%	-
AVCB (if used)	1960	0	0	0	-	0	-	0	-	-
Total	1960	740	411	200	48.66%	158	38.44%	53	12.90%	-

Statement of Votes Cast
Manistee County Michigan
Official Election Results
August 2, 2016 Primary Election

Date:08/04/16
Time:16:34:03
Page:257 of 386

	DEM Manistee Twp Supervisor			
	Reg. Voters	Times Counted	Total Votes	Write-In Votes
Jurisdiction Wide				
City of Manistee, Precinct 1				
Polling	-	-	-	-
AVCB (if used)	-	-	-	-
Total	-	-	-	-
City of Manistee, Precinct 2				
Polling	-	-	-	-
AVCB (if used)	-	-	-	-
Total	-	-	-	-
Arcadia Township, Precinct 1				
Polling	-	-	-	-
AVCB (if used)	-	-	-	-
Total	-	-	-	-
Bear Lake Township, Precinct 1				
Polling	-	-	-	-
AVCB (if used)	-	-	-	-
Total	-	-	-	-
Brown Township, Precinct 1				
Polling	-	-	-	-
AVCB (if used)	-	-	-	-
Total	-	-	-	-
Cleon Township, Precinct 1				
Polling	-	-	-	-
AVCB (if used)	-	-	-	-
Total	-	-	-	-
Dickson Township, Precinct 1				
Polling	-	-	-	-
AVCB (if used)	-	-	-	-
Total	-	-	-	-
Charter Township of Filer, Precinct 1				
Polling	-	-	-	-
AVCB (if used)	-	-	-	-
Total	-	-	-	-
Manistee Township, Precinct 1				
Polling	2582	509	11	11 100.00%
AVCB (if used)	2582	328	3	3 100.00%
Total	2582	837	14	14 100.00%
Maple Grove Township, Precinct 1				
Polling	-	-	-	-
AVCB (if used)	-	-	-	-
Total	-	-	-	-
Marilla Township, Precinct 1				
Polling	-	-	-	-
AVCB (if used)	-	-	-	-
Total	-	-	-	-
Norman Township, Precinct 1				
Polling	-	-	-	-
AVCB (if used)	-	-	-	-
Total	-	-	-	-
Onkarna Township, Precinct 1				
Polling	-	-	-	-
AVCB (if used)	-	-	-	-
Total	-	-	-	-
Pleasanton Township, Precinct 1				
Polling	-	-	-	-
AVCB (if used)	-	-	-	-
Total	-	-	-	-
Springdale Township, Precinct 1				
Polling	-	-	-	-
AVCB (if used)	-	-	-	-
Total	-	-	-	-

Statement of Votes Cast
Manistee County Michigan
Official Election Results
August 2, 2016 Primary Election

Date:08/04/16
Time:16:34:03
Page:258 of 386

	DEM Manistee Twp Supervisor			
	Reg. Voters	Times Counted	Total Votes	Write-In Votes
Stronach Township, Precinct 1				
Polling	-	-	-	-
AVCB (if used)	-	-	-	-
Total	-	-	-	-
Total				
Polling	2582	509	11	11 100.00%
AVCB (if used)	2582	328	3	3 100.00%
Total	2582	837	14	14 100.00%

Statement of Votes Cast
Manistee County Michigan
Official Election Results
August 2, 2016 Primary Election

Date: 08/04/16
Time: 16:34:03
Page: 259 of 386

	DEM Manistee Twp Clerk			
	Reg. Voters	Times Counted	Total Votes	Write-In Votes
Jurisdiction Wide				
City of Manistee, Precinct 1				
Polling	-	-	-	-
AVCB (if used)	-	-	-	-
Total	-	-	-	-
City of Manistee, Precinct 2				
Polling	-	-	-	-
AVCB (if used)	-	-	-	-
Total	-	-	-	-
Arcadia Township, Precinct 1				
Polling	-	-	-	-
AVCB (if used)	-	-	-	-
Total	-	-	-	-
Bear Lake Township, Precinct 1				
Polling	-	-	-	-
AVCB (if used)	-	-	-	-
Total	-	-	-	-
Brown Township, Precinct 1				
Polling	-	-	-	-
AVCB (if used)	-	-	-	-
Total	-	-	-	-
Cleon Township, Precinct 1				
Polling	-	-	-	-
AVCB (if used)	-	-	-	-
Total	-	-	-	-
Dickson Township, Precinct 1				
Polling	-	-	-	-
AVCB (if used)	-	-	-	-
Total	-	-	-	-
Charter Township of Filer, Precinct 1				
Polling	-	-	-	-
AVCB (if used)	-	-	-	-
Total	-	-	-	-
Manistee Township, Precinct 1				
Polling	2582	509	10	10 100.00%
AVCB (if used)	2582	328	0	0
Total	2582	837	10	10 100.00%
Maple Grove Township, Precinct 1				
Polling	-	-	-	-
AVCB (if used)	-	-	-	-
Total	-	-	-	-
Marilla Township, Precinct 1				
Polling	-	-	-	-
AVCB (if used)	-	-	-	-
Total	-	-	-	-
Norman Township, Precinct 1				
Polling	-	-	-	-
AVCB (if used)	-	-	-	-
Total	-	-	-	-
Ouekama Township, Precinct 1				
Polling	-	-	-	-
AVCB (if used)	-	-	-	-
Total	-	-	-	-
Placasanton Township, Precinct 1				
Polling	-	-	-	-
AVCB (if used)	-	-	-	-
Total	-	-	-	-
Springdale Township, Precinct 1				
Polling	-	-	-	-
AVCB (if used)	-	-	-	-
Total	-	-	-	-

Statement of Votes Cast
Manistee County Michigan
Official Election Results
August 2, 2016 Primary Election

Date:08/04/16
Time:16:34:03
Page:260 of 386

	DEM Manistee Twp Clerk			
	Reg. Voters	Times Counted	Total Votes	Write-In Votes
Stronach Township, Precinct 1				
Polling	-	-	-	-
AVCB (if used)	-	-	-	-
Total	-	-	-	-
Total				
Polling	2582	509	10	10 100.00%
AVCB (if used)	2582	328	0	0
Total	2582	837	10	10 100.00%

Statement of Votes Cast
Manistee County Michigan
Official Election Results
August 2, 2016 Primary Election

Date:08/04/16
Time:16:34:03
Page:261 of 386

	DEM Manistee Twp Treasurer			
	Reg. Voters	Times Counted	Total Votes	Write-In Votes
Jurisdiction Wide				
City of Manistee, Precinct 1				
Polling	-	-	-	-
AVCB (if used)	-	-	-	-
Total	-	-	-	-
City of Manistec, Precinct 2				
Polling	-	-	-	-
AVCB (if used)	-	-	-	-
Total	-	-	-	-
Arcadia Township, Precinct 1				
Polling	-	-	-	-
AVCB (if used)	-	-	-	-
Total	-	-	-	-
Bear Lake Township, Precinct 1				
Polling	-	-	-	-
AVCB (if used)	-	-	-	-
Total	-	-	-	-
Brown Township, Precinct 1				
Polling	-	-	-	-
AVCB (if used)	-	-	-	-
Total	-	-	-	-
Clcon Township, Precinct 1				
Polling	-	-	-	-
AVCB (if used)	-	-	-	-
Total	-	-	-	-
Dickson Township, Precinct 1				
Polling	-	-	-	-
AVCB (if used)	-	-	-	-
Total	-	-	-	-
Charter Township of Filer, Precinct 1				
Polling	-	-	-	-
AVCB (if used)	-	-	-	-
Total	-	-	-	-
Manistec Township, Precinct 1				
Polling	2582	509	10	10 100.00%
AVCB (if used)	2582	328	1	1 100.00%
Total	2582	837	11	11 100.00%
Maple Grove Township, Precinct 1				
Polling	-	-	-	-
AVCB (if used)	-	-	-	-
Total	-	-	-	-
Marilla Township, Precinct 1				
Polling	-	-	-	-
AVCB (if used)	-	-	-	-
Total	-	-	-	-
Norman Township, Precinct 1				
Polling	-	-	-	-
AVCB (if used)	-	-	-	-
Total	-	-	-	-
Onkama Township, Precinct 1				
Polling	-	-	-	-
AVCB (if used)	-	-	-	-
Total	-	-	-	-
Pleasanton Township, Precinct 1				
Polling	-	-	-	-
AVCB (if used)	-	-	-	-
Total	-	-	-	-
Springdale Township, Precinct 1				
Polling	-	-	-	-
AVCB (if used)	-	-	-	-
Total	-	-	-	-

Statement of Votes Cast
Manistee County Michigan
Official Election Results
August 2, 2016 Primary Election

Date:08/04/16
Time:16:34:03
Page:262 of 386

	DEM Manistee Twp Treasurcr			
	Reg. Voters	Times Counted	Total Votes	Write-In Votes
Stronach Township, Precinct I				
Polling	-	-	-	-
AVCB (if used)	-	-	-	-
Total	-	-	-	-
Total				
Polling	2582	509	10	10 100.00%
AVCB (if used)	2582	328	1	1 100.00%
Total	2582	837	11	11 100.00%

Statement of Votes Cast
Manistee County Michigan
Official Election Results
August 2, 2016 Primary Election

Date:08/04/16
Time:16:34:03
Page:263 of 386

	DEM Manistee Twp Trustee			
	Reg. Voters	Times Counted	Total Votes	Write-In Votes
Jurisdiction Wide				
City of Manistee, Precinct 1				
Polling	-	-	-	-
AVCB (if used)	-	-	-	-
Total	-	-	-	-
City of Manistee, Precinct 2				
Polling	-	-	-	-
AVCB (if used)	-	-	-	-
Total	-	-	-	-
Arcadia Township, Precinct 1				
Polling	-	-	-	-
AVCB (if used)	-	-	-	-
Total	-	-	-	-
Bear Lake Township, Precinct 1				
Polling	-	-	-	-
AVCB (if used)	-	-	-	-
Total	-	-	-	-
Brown Township, Precinct 1				
Polling	-	-	-	-
AVCB (if used)	-	-	-	-
Total	-	-	-	-
Cleon Township, Precinct 1				
Polling	-	-	-	-
AVCB (if used)	-	-	-	-
Total	-	-	-	-
Dickson Township, Precinct 1				
Polling	-	-	-	-
AVCB (if used)	-	-	-	-
Total	-	-	-	-
Charter Township of Filer, Precinct 1				
Polling	-	-	-	-
AVCB (if used)	-	-	-	-
Total	-	-	-	-
Manistee Township, Precinct 1				
Polling	2582	509	9	9 100.00%
AVCB (if used)	2582	328	1	1 100.00%
Total	2582	837	10	10 100.00%
Maple Grove Township, Precinct 1				
Polling	-	-	-	-
AVCB (if used)	-	-	-	-
Total	-	-	-	-
Marilla Township, Precinct 1				
Polling	-	-	-	-
AVCB (if used)	-	-	-	-
Total	-	-	-	-
Norman Township, Precinct 1				
Polling	-	-	-	-
AVCB (if used)	-	-	-	-
Total	-	-	-	-
Onkama Township, Precinct 1				
Polling	-	-	-	-
AVCB (if used)	-	-	-	-
Total	-	-	-	-
Pleasanton Township, Precinct 1				
Polling	-	-	-	-
AVCB (if used)	-	-	-	-
Total	-	-	-	-
Springdale Township, Precinct 1				
Polling	-	-	-	-
AVCB (if used)	-	-	-	-
Total	-	-	-	-

Statement of Votes Cast
Manistee County Michigan
Official Election Results
August 2, 2016 Primary Election

Date:08/04/16
Time:16:34:03
Page:264 of 386

	DEM Manistee Twp Trustee			
	Reg. Voters	Times Counted	Total Votes	Write-In Votes
Stronach Township, Precinct 1				
Polling	-	-	-	-
AVCB (if used)	-	-	-	-
Total	-	-	-	-
Total				
Polling	2582	509	9	9 100.00%
AVCB (if used)	2582	328	1	1 100.00%
Total	2582	837	10	10 100.00%

Statement of Votes Cast
Manistee County Michigan
Official Election Results
August 2, 2016 Primary Election

Date:08/04/16
Time:16:34:03
Page:265 of 386

	DEM Maple Grv Twp Supervisor			
	Reg. Voters	Times Counted	Total Votes	Write-In Votes
Jurisdiction Wide				
City of Manistee, Precinct 1				
Polling	-	-	-	-
AVCB (if used)	-	-	-	-
Total	-	-	-	-
City of Manistee, Precinct 2				
Polling	-	-	-	-
AVCB (if used)	-	-	-	-
Total	-	-	-	-
Arcadia Township, Precinct 1				
Polling	-	-	-	-
AVCB (if used)	-	-	-	-
Total	-	-	-	-
Bear Lake Township, Precinct 1				
Polling	-	-	-	-
AVCB (if used)	-	-	-	-
Total	-	-	-	-
Brown Township, Precinct 1				
Polling	-	-	-	-
AVCB (if used)	-	-	-	-
Total	-	-	-	-
Cleon Township, Precinct 1				
Polling	-	-	-	-
AVCB (if used)	-	-	-	-
Total	-	-	-	-
Dickson Township, Precinct 1				
Polling	-	-	-	-
AVCB (if used)	-	-	-	-
Total	-	-	-	-
Charter Township of Filer, Precinct 1				
Polling	-	-	-	-
AVCB (if used)	-	-	-	-
Total	-	-	-	-
Manistee Township, Precinct 1				
Polling	-	-	-	-
AVCB (if used)	-	-	-	-
Total	-	-	-	-
Maple Grove Township, Precinct 1				
Polling	972	232	7	7 100.00%
AVCB (if used)	972	0	0	0
Total	972	232	7	7 100.00%
Marilla Township, Precinct 1				
Polling	-	-	-	-
AVCB (if used)	-	-	-	-
Total	-	-	-	-
Norman Township, Precinct 1				
Polling	-	-	-	-
AVCB (if used)	-	-	-	-
Total	-	-	-	-
Oneskama Township, Precinct 1				
Polling	-	-	-	-
AVCB (if used)	-	-	-	-
Total	-	-	-	-
Pleasanton Township, Precinct 1				
Polling	-	-	-	-
AVCB (if used)	-	-	-	-
Total	-	-	-	-
Springdale Township, Precinct 1				
Polling	-	-	-	-
AVCB (if used)	-	-	-	-
Total	-	-	-	-

Statement of Votes Cast
Manistee County Michigan
Official Election Results
August 2, 2016 Primary Election

Date:08/04/16
Time:16:34:03
Page:266 of 386

	DEM Maple Grv Twp Supervisor			
	Reg. Voters	Times Counted	Total Votes	Write-In Votes
Stronach Township, Precinct I				
Polling	-	-	-	-
AVCB (if used)	-	-	-	-
Total	-	-	-	-
Total				
Polling	972	232	7	7 100.00%
AVCB (if used)	972	0	0	0
Total	972	232	7	7 100.00%

Statement of Votes Cast
Manistee County Michigan
Official Election Results
August 2, 2016 Primary Election

Date:08/04/16
Time:16:34:03
Page:267 of 386

	DEM Maple Grv Twp Clerk					
	Reg. Voters	Times Counted	Total Votes	Karla Kasten (DEM)		Write-In Votes
Jurisdiction Wide						
City of Manistee, Precinct 1						
Polling	-	-	-	-	-	-
AVCB (if used)	-	-	-	-	-	-
Total	-	-	-	-	-	-
City of Manistee, Precinct 2						
Polling	-	-	-	-	-	-
AVCB (if used)	-	-	-	-	-	-
Total	-	-	-	-	-	-
Arcadia Township, Precinct 1						
Polling	-	-	-	-	-	-
AVCB (if used)	-	-	-	-	-	-
Total	-	-	-	-	-	-
Bear Lake Township, Precinct 1						
Polling	-	-	-	-	-	-
AVCB (if used)	-	-	-	-	-	-
Total	-	-	-	-	-	-
Brown Township, Precinct 1						
Polling	-	-	-	-	-	-
AVCB (if used)	-	-	-	-	-	-
Total	-	-	-	-	-	-
Cleon Township, Precinct 1						
Polling	-	-	-	-	-	-
AVCB (if used)	-	-	-	-	-	-
Total	-	-	-	-	-	-
Dickson Township, Precinct 1						
Polling	-	-	-	-	-	-
AVCB (if used)	-	-	-	-	-	-
Total	-	-	-	-	-	-
Charter Township of Filer, Precinct 1						
Polling	-	-	-	-	-	-
AVCB (if used)	-	-	-	-	-	-
Total	-	-	-	-	-	-
Manistee Township, Precinct 1						
Polling	-	-	-	-	-	-
AVCB (if used)	-	-	-	-	-	-
Total	-	-	-	-	-	-
Maple Grove Township, Precinct 1						
Polling	972	232	63	61	96.83%	2 3.17%
AVCB (if used)	972	0	0	0	-	0
Total	972	232	63	61	96.83%	2 3.17%
Marilla Township, Precinct 1						
Polling	-	-	-	-	-	-
AVCB (if used)	-	-	-	-	-	-
Total	-	-	-	-	-	-
Norman Township, Precinct 1						
Polling	-	-	-	-	-	-
AVCB (if used)	-	-	-	-	-	-
Total	-	-	-	-	-	-
Onckama Township, Precinct 1						
Polling	-	-	-	-	-	-
AVCB (if used)	-	-	-	-	-	-
Total	-	-	-	-	-	-
Pleasanton Township, Precinct 1						
Polling	-	-	-	-	-	-
AVCB (if used)	-	-	-	-	-	-
Total	-	-	-	-	-	-
Springdale Township, Precinct 1						
Polling	-	-	-	-	-	-
AVCB (if used)	-	-	-	-	-	-
Total	-	-	-	-	-	-

Statement of Votes Cast
Manistee County Michigan
Official Election Results
August 2, 2016 Primary Election

Date:08/04/16
Time:16:34:03
Page:268 of 386

DEM Maple Grv Twp Clerk							
	Reg. Voters	Times Counted	Total Votes	Karla Kasten (DEM)		Write-In Votes	
Stronach Township, Precinct 1							
Polling	-	-	-	-	-	-	-
AVCB (if used)	-	-	-	-	-	-	-
Total	-	-	-	-	-	-	-
Total							
Polling	972	232	63	61	96.83%	2	3.17%
AVCB (if used)	972	0	0	0	-	0	-
Total	972	232	63	61	96.83%	2	3.17%

Statement of Votes Cast
Manistee County Michigan
Official Election Results
August 2, 2016 Primary Election

Date:08/04/16
Time:16:34:03
Page:269 of 386

	DEM Maple Grv Twp Treasurer			
	Reg. Voters	Times Counted	Total Votes	Write-In Votes
Jurisdiction Wide				
City of Manistee, Precinct 1				
Polling	-	-	-	-
AVCB (if used)	-	-	-	-
Total	-	-	-	-
City of Manistee, Precinct 2				
Polling	-	-	-	-
AVCB (if used)	-	-	-	-
Total	-	-	-	-
Arcadia Township, Precinct 1				
Polling	-	-	-	-
AVCB (if used)	-	-	-	-
Total	-	-	-	-
Bear Lake Township, Precinct 1				
Polling	-	-	-	-
AVCB (if used)	-	-	-	-
Total	-	-	-	-
Brown Township, Precinct 1				
Polling	-	-	-	-
AVCB (if used)	-	-	-	-
Total	-	-	-	-
Cleon Township, Precinct 1				
Polling	-	-	-	-
AVCB (if used)	-	-	-	-
Total	-	-	-	-
Dickson Township, Precinct 1				
Polling	-	-	-	-
AVCB (if used)	-	-	-	-
Total	-	-	-	-
Charter Township of Filer, Precinct 1				
Polling	-	-	-	-
AVCB (if used)	-	-	-	-
Total	-	-	-	-
Manistee Township, Precinct 1				
Polling	-	-	-	-
AVCB (if used)	-	-	-	-
Total	-	-	-	-
Maple Grove Township, Precinct 1				
Polling	972	232	7	7 100.00%
AVCB (if used)	972	0	0	0
Total	972	232	7	7 100.00%
Marilla Township, Precinct 1				
Polling	-	-	-	-
AVCB (if used)	-	-	-	-
Total	-	-	-	-
Norman Township, Precinct 1				
Polling	-	-	-	-
AVCB (if used)	-	-	-	-
Total	-	-	-	-
Onckama Township, Precinct 1				
Polling	-	-	-	-
AVCB (if used)	-	-	-	-
Total	-	-	-	-
Pleasanton Township, Precinct 1				
Polling	-	-	-	-
AVCB (if used)	-	-	-	-
Total	-	-	-	-
Springdale Township, Precinct 1				
Polling	-	-	-	-
AVCB (if used)	-	-	-	-
Total	-	-	-	-

Statement of Votes Cast
Manistee County Michigan
Official Election Results
August 2, 2016 Primary Election

Date:08/04/16
Time:16:34:03
Page:270 of 386

	DEM Maple Grv Twp Treasurer			
	Reg. Voters	Times Counted	Total Votes	Write-In Votes
Stronach Township, Precinct 1				
Polling	-	-	-	-
AVCB (if used)	-	-	-	-
Total	-	-	-	-
Total				
Polling	972	232	7	7 100.00%
AVCB (if used)	972	0	0	0
Total	972	232	7	7 100.00%

Statement of Votes Cast
Manistee County Michigan
Official Election Results
August 2, 2016 Primary Election

Date:08/04/16
Time:16:34:03
Page:271 of 386

	DEM Maple Grv Twp Trustcc							
	Reg. Voters	Times Counted	Total Votes	Joseph H. Barnett (DEM)		M. W. Wrisley (DEM)		Write-In Votes
Jurisdiction Wide								
City of Manistee, Precinct 1								
Polling	-	-	-	-	-	-	-	-
AVCB (if used)	-	-	-	-	-	-	-	-
Total	-	-	-	-	-	-	-	-
City of Manistee, Precinct 2								
Polling	-	-	-	-	-	-	-	-
AVCB (if used)	-	-	-	-	-	-	-	-
Total	-	-	-	-	-	-	-	-
Arcadia Township, Precinct 1								
Polling	-	-	-	-	-	-	-	-
AVCB (if used)	-	-	-	-	-	-	-	-
Total	-	-	-	-	-	-	-	-
Bear Lake Township, Precinct 1								
Polling	-	-	-	-	-	-	-	-
AVCB (if used)	-	-	-	-	-	-	-	-
Total	-	-	-	-	-	-	-	-
Brown Township, Precinct 1								
Polling	-	-	-	-	-	-	-	-
AVCB (if used)	-	-	-	-	-	-	-	-
Total	-	-	-	-	-	-	-	-
Cleon Township, Precinct 1								
Polling	-	-	-	-	-	-	-	-
AVCB (if used)	-	-	-	-	-	-	-	-
Total	-	-	-	-	-	-	-	-
Dickson Township, Precinct 1								
Polling	-	-	-	-	-	-	-	-
AVCB (if used)	-	-	-	-	-	-	-	-
Total	-	-	-	-	-	-	-	-
Charter Township of Filer, Precinct 1								
Polling	-	-	-	-	-	-	-	-
AVCB (if used)	-	-	-	-	-	-	-	-
Total	-	-	-	-	-	-	-	-
Manistee Township, Precinct 1								
Polling	-	-	-	-	-	-	-	-
AVCB (if used)	-	-	-	-	-	-	-	-
Total	-	-	-	-	-	-	-	-
Maple Grove Township, Precinct 1								
Polling	972	232	87	48	55.17%	36	41.38%	3 3.45%
AVCB (if used)	972	0	0	0	-	0	-	0
Total	972	232	87	48	55.17%	36	41.38%	3 3.45%
Marilla Township, Precinct 1								
Polling	-	-	-	-	-	-	-	-
AVCB (if used)	-	-	-	-	-	-	-	-
Total	-	-	-	-	-	-	-	-
Norman Township, Precinct 1								
Polling	-	-	-	-	-	-	-	-
AVCB (if used)	-	-	-	-	-	-	-	-
Total	-	-	-	-	-	-	-	-
Onckama Township, Precinct 1								
Polling	-	-	-	-	-	-	-	-
AVCB (if used)	-	-	-	-	-	-	-	-
Total	-	-	-	-	-	-	-	-
Pleasanton Township, Precinct 1								
Polling	-	-	-	-	-	-	-	-
AVCB (if used)	-	-	-	-	-	-	-	-
Total	-	-	-	-	-	-	-	-
Springdale Township, Precinct 1								
Polling	-	-	-	-	-	-	-	-
AVCB (if used)	-	-	-	-	-	-	-	-
Total	-	-	-	-	-	-	-	-

Statement of Votes Cast
Manistee County Michigan
Official Election Results
August 2, 2016 Primary Election

Date:08/04/16
Time:16:34:03
Page:272 of 386

DEM Maple Grv Twp Trustee									
	Reg. Voters	Times Counted	Total Votes	Joseph H. Barnett (DEM)		M. W. Wisley (DEM)		Write-In Votes	
Stronach Township, Precinct 1									
Polling	-	-	-	-	-	-	-	-	-
AVCB (if used)	-	-	-	-	-	-	-	-	-
Total	-	-	-	-	-	-	-	-	-
Total									
Polling	972	232	87	48	55.17%	36	41.38%	3	3.45%
AVCB (if used)	972	0	0	0	-	0	-	0	-
Total	972	232	87	48	55.17%	36	41.38%	3	3.45%

Statement of Votes Cast
Manistee County Michigan
Official Election Results
August 2, 2016 Primary Election

Date:08/04/16
Time:16:34:03
Page:273 of 386

	DEM Marilla Twp Supervisor					
	Reg. Voters	Times Counted	Total Votes	Dave Barrett (DEM)	Write-In Votes	
Jurisdiction Wide						
City of Manistee, Precinct 1						
Polling	-	-	-	-	-	-
AVCB (if used)	-	-	-	-	-	-
Total	-	-	-	-	-	-
City of Manistee, Precinct 2						
Polling	-	-	-	-	-	-
AVCB (if used)	-	-	-	-	-	-
Total	-	-	-	-	-	-
Arcadia Township, Precinct 1						
Polling	-	-	-	-	-	-
AVCB (if used)	-	-	-	-	-	-
Total	-	-	-	-	-	-
Bear Lake Township, Precinct 1						
Polling	-	-	-	-	-	-
AVCB (if used)	-	-	-	-	-	-
Total	-	-	-	-	-	-
Brown Township, Precinct 1						
Polling	-	-	-	-	-	-
AVCB (if used)	-	-	-	-	-	-
Total	-	-	-	-	-	-
Cleon Township, Precinct 1						
Polling	-	-	-	-	-	-
AVCB (if used)	-	-	-	-	-	-
Total	-	-	-	-	-	-
Dickson Township, Precinct 1						
Polling	-	-	-	-	-	-
AVCB (if used)	-	-	-	-	-	-
Total	-	-	-	-	-	-
Charter Township of Filer, Precinct 1						
Polling	-	-	-	-	-	-
AVCB (if used)	-	-	-	-	-	-
Total	-	-	-	-	-	-
Manistee Township, Precinct 1						
Polling	-	-	-	-	-	-
AVCB (if used)	-	-	-	-	-	-
Total	-	-	-	-	-	-
Maple Grove Township, Precinct 1						
Polling	-	-	-	-	-	-
AVCB (if used)	-	-	-	-	-	-
Total	-	-	-	-	-	-
Marilla Township, Precinct 1						
Polling	310	77	27	27 100.00%	0	0.00%
AVCB (if used)	310	0	0	0 -	0	-
Total	310	77	27	27 100.00%	0	0.00%
Norman Township, Precinct 1						
Polling	-	-	-	-	-	-
AVCB (if used)	-	-	-	-	-	-
Total	-	-	-	-	-	-
Oneskama Township, Precinct 1						
Polling	-	-	-	-	-	-
AVCB (if used)	-	-	-	-	-	-
Total	-	-	-	-	-	-
Pleasanton Township, Precinct 1						
Polling	-	-	-	-	-	-
AVCB (if used)	-	-	-	-	-	-
Total	-	-	-	-	-	-
Springdale Township, Precinct 1						
Polling	-	-	-	-	-	-
AVCB (if used)	-	-	-	-	-	-
Total	-	-	-	-	-	-

Statement of Votes Cast
Manistee County Michigan
Official Election Results
August 2, 2016 Primary Election

Date:08/04/16
Time:16:34:03
Page:274 of 386

DEM Marilla Twp Supervisor							
	Reg. Voters	Times Counted	Total Votes	Dave Barrett (DEM)	Write-In Votes		
Stronach Township, Precinct 1							
Polling	-	-	-	-	-	-	-
AVCB (if used)	-	-	-	-	-	-	-
Total	-	-	-	-	-	-	-
Total							
Polling	310	77	27	27 100.00%	0	0.00%	-
AVCB (if used)	310	0	0	0 -	0	-	-
Total	310	77	27	27 100.00%	0	0.00%	-

Statement of Votes Cast
Manistee County Michigan
Official Election Results
August 2, 2016 Primary Election

Date:08/04/16
Time:16:34:03
Page:275 of 386

	DEM Marilla Twp Clerk						
	Reg. Voters	Times Counted	Total Votes	Connie Napier (DEM)	Write-In Votes		
Jurisdiction Wide							
City of Manistee, Precinct 1							
Polling	-	-	-	-	-	-	-
AVCB (if used)	-	-	-	-	-	-	-
Total	-	-	-	-	-	-	-
City of Manistee, Precinct 2							
Polling	-	-	-	-	-	-	-
AVCB (if used)	-	-	-	-	-	-	-
Total	-	-	-	-	-	-	-
Arcadia Township, Precinct 1							
Polling	-	-	-	-	-	-	-
AVCB (if used)	-	-	-	-	-	-	-
Total	-	-	-	-	-	-	-
Bear Lake Township, Precinct 1							
Polling	-	-	-	-	-	-	-
AVCB (if used)	-	-	-	-	-	-	-
Total	-	-	-	-	-	-	-
Brown Township, Precinct 1							
Polling	-	-	-	-	-	-	-
AVCB (if used)	-	-	-	-	-	-	-
Total	-	-	-	-	-	-	-
Cleon Township, Precinct 1							
Polling	-	-	-	-	-	-	-
AVCB (if used)	-	-	-	-	-	-	-
Total	-	-	-	-	-	-	-
Dickson Township, Precinct 1							
Polling	-	-	-	-	-	-	-
AVCB (if used)	-	-	-	-	-	-	-
Total	-	-	-	-	-	-	-
Charter Township of Filer, Precinct 1							
Polling	-	-	-	-	-	-	-
AVCB (if used)	-	-	-	-	-	-	-
Total	-	-	-	-	-	-	-
Manistee Township, Precinct 1							
Polling	-	-	-	-	-	-	-
AVCB (if used)	-	-	-	-	-	-	-
Total	-	-	-	-	-	-	-
Maple Grove Township, Precinct 1							
Polling	-	-	-	-	-	-	-
AVCB (if used)	-	-	-	-	-	-	-
Total	-	-	-	-	-	-	-
Marilla Township, Precinct 1							
Polling	310	77	25	25 100.00%	0	0.00%	-
AVCB (if used)	310	0	0	0	0	-	-
Total	310	77	25	25 100.00%	0	0.00%	-
Norman Township, Precinct 1							
Polling	-	-	-	-	-	-	-
AVCB (if used)	-	-	-	-	-	-	-
Total	-	-	-	-	-	-	-
Onkama Township, Precinct 1							
Polling	-	-	-	-	-	-	-
AVCB (if used)	-	-	-	-	-	-	-
Total	-	-	-	-	-	-	-
Pleasanton Township, Precinct 1							
Polling	-	-	-	-	-	-	-
AVCB (if used)	-	-	-	-	-	-	-
Total	-	-	-	-	-	-	-
Springdale Township, Precinct 1							
Polling	-	-	-	-	-	-	-
AVCB (if used)	-	-	-	-	-	-	-
Total	-	-	-	-	-	-	-

Statement of Votes Cast
Manistee County Michigan
Official Election Results
August 2, 2016 Primary Election

Date:08/04/16
Time:16:34:03
Page:276 of 386

	DEM Marilla Twp Clerk						
	Reg. Voters	Times Counted	Total Votes	Connie Napier (DEM)	Write-In Votes		
Stronach Township, Precinct I							
Polling	-	-	-	-	-	-	-
AVCB (if used)	-	-	-	-	-	-	-
Total	-	-	-	-	-	-	-
Total							
Polling	310	77	25	25 100.00%	0	0.00%	
AVCB (if used)	310	0	0	0 -	0	-	
Total	310	77	25	25 100.00%	0	0.00%	

Statement of Votes Cast
Manistee County Michigan
Official Election Results
August 2, 2016 Primary Election

Date:08/04/16
Time:16:34:03
Page:277 of 386

	DEM Marilla Twp Treasurer			
	Reg. Voters	Times Counted	Total Votes	Write-In Votes
Jurisdiction Wide				
City of Manistee, Precinct 1				
Polling	-	-	-	-
AVCB (if used)	-	-	-	-
Total	-	-	-	-
City of Manistee, Precinct 2				
Polling	-	-	-	-
AVCB (if used)	-	-	-	-
Total	-	-	-	-
Arcadia Township, Precinct 1				
Polling	-	-	-	-
AVCB (if used)	-	-	-	-
Total	-	-	-	-
Bear Lake Township, Precinct 1				
Polling	-	-	-	-
AVCB (if used)	-	-	-	-
Total	-	-	-	-
Brown Township, Precinct 1				
Polling	-	-	-	-
AVCB (if used)	-	-	-	-
Total	-	-	-	-
Cleon Township, Precinct 1				
Polling	-	-	-	-
AVCB (if used)	-	-	-	-
Total	-	-	-	-
Dickson Township, Precinct 1				
Polling	-	-	-	-
AVCB (if used)	-	-	-	-
Total	-	-	-	-
Charter Township of Filer, Precinct 1				
Polling	-	-	-	-
AVCB (if used)	-	-	-	-
Total	-	-	-	-
Manistee Township, Precinct 1				
Polling	-	-	-	-
AVCB (if used)	-	-	-	-
Total	-	-	-	-
Maple Grove Township, Precinct 1				
Polling	-	-	-	-
AVCB (if used)	-	-	-	-
Total	-	-	-	-
Marilla Township, Precinct 1				
Polling	310	77	4	4 100.00%
AVCB (if used)	310	0	0	0
Total	310	77	4	4 100.00%
Norman Township, Precinct 1				
Polling	-	-	-	-
AVCB (if used)	-	-	-	-
Total	-	-	-	-
Onckama Township, Precinct 1				
Polling	-	-	-	-
AVCB (if used)	-	-	-	-
Total	-	-	-	-
Pleasanton Township, Precinct 1				
Polling	-	-	-	-
AVCB (if used)	-	-	-	-
Total	-	-	-	-
Springdale Township, Precinct 1				
Polling	-	-	-	-
AVCB (if used)	-	-	-	-
Total	-	-	-	-

Statement of Votes Cast
Manistee County Michigan
Official Election Results
August 2, 2016 Primary Election

Date:08/04/16
Time:16:34:03
Page:278 of 386

	DEM Marilla Twp Treasurer			
	Reg. Voters	Times Counted	Total Votes	Write-In Votes
Stronach Township, Precinct I				
Polling	-	-	-	-
AVCB (if used)	-	-	-	-
Total	-	-	-	-
Total				
Polling	310	77	4	4 100.00%
AVCB (if used)	310	0	0	0 -
Total	310	77	4	4 100.00%

Statement of Votes Cast
Manistee County Michigan
Official Election Results
August 2, 2016 Primary Election

Date:08/04/16
Time:16:34:03
Page:279 of 386

	DEM Marilla Twp Trustee					
	Reg. Voters	Times Counted	Total Votes	Janice R. Thomas (DEM)	Write-In Votes	
Jurisdiction Wide						
City of Manistee, Precinct 1						
Polling	-	-	-	-	-	-
AVCB (if used)	-	-	-	-	-	-
Total	-	-	-	-	-	-
City of Manistee, Precinct 2						
Polling	-	-	-	-	-	-
AVCB (if used)	-	-	-	-	-	-
Total	-	-	-	-	-	-
Arcadia Township, Precinct 1						
Polling	-	-	-	-	-	-
AVCB (if used)	-	-	-	-	-	-
Total	-	-	-	-	-	-
Bear Lake Township, Precinct 1						
Polling	-	-	-	-	-	-
AVCB (if used)	-	-	-	-	-	-
Total	-	-	-	-	-	-
Brown Township, Precinct 1						
Polling	-	-	-	-	-	-
AVCB (if used)	-	-	-	-	-	-
Total	-	-	-	-	-	-
Clcon Township, Precinct 1						
Polling	-	-	-	-	-	-
AVCB (if used)	-	-	-	-	-	-
Total	-	-	-	-	-	-
Dickson Township, Precinct 1						
Polling	-	-	-	-	-	-
AVCB (if used)	-	-	-	-	-	-
Total	-	-	-	-	-	-
Charter Township of Filer, Precinct 1						
Polling	-	-	-	-	-	-
AVCB (if used)	-	-	-	-	-	-
Total	-	-	-	-	-	-
Manistee Township, Precinct 1						
Polling	-	-	-	-	-	-
AVCB (if used)	-	-	-	-	-	-
Total	-	-	-	-	-	-
Maple Grove Township, Precinct 1						
Polling	-	-	-	-	-	-
AVCB (if used)	-	-	-	-	-	-
Total	-	-	-	-	-	-
Marilla Township, Precinct 1						
Polling	310	77	22	22 100.00%	0	0.00%
AVCB (if used)	310	0	0	0	0	-
Total	310	77	22	22 100.00%	0	0.00%
Norman Township, Precinct 1						
Polling	-	-	-	-	-	-
AVCB (if used)	-	-	-	-	-	-
Total	-	-	-	-	-	-
Onckama Township, Precinct 1						
Polling	-	-	-	-	-	-
AVCB (if used)	-	-	-	-	-	-
Total	-	-	-	-	-	-
Pleasanton Township, Precinct 1						
Polling	-	-	-	-	-	-
AVCB (if used)	-	-	-	-	-	-
Total	-	-	-	-	-	-
Springdale Township, Precinct 1						
Polling	-	-	-	-	-	-
AVCB (if used)	-	-	-	-	-	-
Total	-	-	-	-	-	-

Statement of Votes Cast
Manistee County Michigan
Official Election Results
August 2, 2016 Primary Election

Date:08/04/16
Time:16:34:03
Page:280 of 386

DEM Marilla Twp Trustee							
	Reg. Voters	Times Counted	Total Votes	Janice R. Thomas (DEM)	Write-In Votes		
Stronach Township, Precinct 1							
Polling	-	-	-	-	-	-	-
AVCB (if used)	-	-	-	-	-	-	-
Total	-	-	-	-	-	-	-
Total							
Polling	310	77	22	22 100.00%	0	0.00%	-
AVCB (if used)	310	0	0	0 -	0	-	-
Total	310	77	22	22 100.00%	0	0.00%	-

Statement of Votes Cast
Manistee County Michigan
Official Election Results
August 2, 2016 Primary Election

Date:08/04/16
Time:16:34:03
Page:281 of 386

	DEM Norman Twp Supervisor							
	Reg. Voters	Times Counted	Total Votes	Richard D. Mobley (DEM)	Kevin Schuessler (DEM)	Write-In Votes		
Jurisdiction Wide								
City of Manistee, Precinct 1								
Polling	-	-	-	-	-	-	-	-
AVCB (if used)	-	-	-	-	-	-	-	-
Total	-	-	-	-	-	-	-	-
City of Manistee, Precinct 2								
Polling	-	-	-	-	-	-	-	-
AVCB (if used)	-	-	-	-	-	-	-	-
Total	-	-	-	-	-	-	-	-
Arcadia Township, Precinct 1								
Polling	-	-	-	-	-	-	-	-
AVCB (if used)	-	-	-	-	-	-	-	-
Total	-	-	-	-	-	-	-	-
Bear Lake Township, Precinct 1								
Polling	-	-	-	-	-	-	-	-
AVCB (if used)	-	-	-	-	-	-	-	-
Total	-	-	-	-	-	-	-	-
Brown Township, Precinct 1								
Polling	-	-	-	-	-	-	-	-
AVCB (if used)	-	-	-	-	-	-	-	-
Total	-	-	-	-	-	-	-	-
Cleon Township, Precinct 1								
Polling	-	-	-	-	-	-	-	-
AVCB (if used)	-	-	-	-	-	-	-	-
Total	-	-	-	-	-	-	-	-
Dickson Township, Precinct 1								
Polling	-	-	-	-	-	-	-	-
AVCB (if used)	-	-	-	-	-	-	-	-
Total	-	-	-	-	-	-	-	-
Charter Township of Filer, Precinct 1								
Polling	-	-	-	-	-	-	-	-
AVCB (if used)	-	-	-	-	-	-	-	-
Total	-	-	-	-	-	-	-	-
Manistee Township, Precinct 1								
Polling	-	-	-	-	-	-	-	-
AVCB (if used)	-	-	-	-	-	-	-	-
Total	-	-	-	-	-	-	-	-
Maple Grove Township, Precinct 1								
Polling	-	-	-	-	-	-	-	-
AVCB (if used)	-	-	-	-	-	-	-	-
Total	-	-	-	-	-	-	-	-
Marilla Township, Precinct 1								
Polling	-	-	-	-	-	-	-	-
AVCB (if used)	-	-	-	-	-	-	-	-
Total	-	-	-	-	-	-	-	-
Norman Township, Precinct 1								
Polling	1387	395	164	97 59.15%	67 40.85%	0 0.00%		
AVCB (if used)	1387	0	0	0	0	0		
Total	1387	395	164	97 59.15%	67 40.85%	0 0.00%		
Onckama Township, Precinct 1								
Polling	-	-	-	-	-	-	-	-
AVCB (if used)	-	-	-	-	-	-	-	-
Total	-	-	-	-	-	-	-	-
Pleasanton Township, Precinct 1								
Polling	-	-	-	-	-	-	-	-
AVCB (if used)	-	-	-	-	-	-	-	-
Total	-	-	-	-	-	-	-	-
Springdale Township, Precinct 1								
Polling	-	-	-	-	-	-	-	-
AVCB (if used)	-	-	-	-	-	-	-	-
Total	-	-	-	-	-	-	-	-

Statement of Votes Cast
Manistee County Michigan
Official Election Results
August 2, 2016 Primary Election

Date:08/04/16
Time:16:34:03
Page:282 of 386

DEM Norman Twp Supervisor									
	Reg. Voters	Times Counted	Total Votes	Richard D. Mobley (DEM)		Kevin Schuessler (DEM)		Write-In Votes	
Stronach Township, Precinct 1									
Polling	-	-	-	-	-	-	-	-	-
AVCB (if used)	-	-	-	-	-	-	-	-	-
Total	-	-	-	-	-	-	-	-	-
Total									
Polling	1387	395	164	97	59.15%	67	40.85%	0	0.00%
AVCB (if used)	1387	0	0	0	-	0	-	0	-
Total	1387	395	164	97	59.15%	67	40.85%	0	0.00%

Statement of Votes Cast
Manistee County Michigan
Official Election Results
August 2, 2016 Primary Election

Date:08/04/16
Time:16:34:03
Page:283 of 386

	DEM Norman Twp Clerk					
	Reg. Voters	Times Counted	Total Votes	Mary E. Soule (DEM)	Write-In Votes	
Jurisdiction Wide						
City of Manistee, Precinct 1						
Polling	-	-	-	-	-	-
AVCB (if used)	-	-	-	-	-	-
Total	-	-	-	-	-	-
City of Manistee, Precinct 2						
Polling	-	-	-	-	-	-
AVCB (if used)	-	-	-	-	-	-
Total	-	-	-	-	-	-
Arcadia Township, Precinct 1						
Polling	-	-	-	-	-	-
AVCB (if used)	-	-	-	-	-	-
Total	-	-	-	-	-	-
Bear Lake Township, Precinct 1						
Polling	-	-	-	-	-	-
AVCB (if used)	-	-	-	-	-	-
Total	-	-	-	-	-	-
Brown Township, Precinct 1						
Polling	-	-	-	-	-	-
AVCB (if used)	-	-	-	-	-	-
Total	-	-	-	-	-	-
Cleon Township, Precinct 1						
Polling	-	-	-	-	-	-
AVCB (if used)	-	-	-	-	-	-
Total	-	-	-	-	-	-
Dickson Township, Precinct 1						
Polling	-	-	-	-	-	-
AVCB (if used)	-	-	-	-	-	-
Total	-	-	-	-	-	-
Charter Township of Filer, Precinct 1						
Polling	-	-	-	-	-	-
AVCB (if used)	-	-	-	-	-	-
Total	-	-	-	-	-	-
Manistee Township, Precinct 1						
Polling	-	-	-	-	-	-
AVCB (if used)	-	-	-	-	-	-
Total	-	-	-	-	-	-
Maple Grove Township, Precinct 1						
Polling	-	-	-	-	-	-
AVCB (if used)	-	-	-	-	-	-
Total	-	-	-	-	-	-
Marilla Township, Precinct 1						
Polling	-	-	-	-	-	-
AVCB (if used)	-	-	-	-	-	-
Total	-	-	-	-	-	-
Norman Township, Precinct 1						
Polling	1387	395	121	119 98.35%	2	1.65%
AVCB (if used)	1387	0	0	0	0	-
Total	1387	395	121	119 98.35%	2	1.65%
Onkama Township, Precinct 1						
Polling	-	-	-	-	-	-
AVCB (if used)	-	-	-	-	-	-
Total	-	-	-	-	-	-
Pleasanton Township, Precinct 1						
Polling	-	-	-	-	-	-
AVCB (if used)	-	-	-	-	-	-
Total	-	-	-	-	-	-
Springdale Township, Precinct 1						
Polling	-	-	-	-	-	-
AVCB (if used)	-	-	-	-	-	-
Total	-	-	-	-	-	-

Statement of Votes Cast
Manistee County Michigan
Official Election Results
August 2, 2016 Primary Election

Date:08/04/16
Time:16:34:03
Page:284 of 386

DEM Norman Twp Clerk							
	Reg. Voters	Times Counted	Total Votes	Mary E. Soule (DEM)		Write-In Votes	
Stronach Township, Precinct I							
Polling	-	-	-	-	-	-	-
AVCB (if used)	-	-	-	-	-	-	-
Total	-	-	-	-	-	-	-
Total							
Polling	1387	395	121	119	98.35%	2	1.65%
AVCB (if used)	1387	0	0	0	-	0	-
Total	1387	395	121	119	98.35%	2	1.65%

Statement of Votes Cast
Manistee County Michigan
Official Election Results
August 2, 2016 Primary Election

Date:08/04/16
Time:16:34:03
Page:285 of 386

	DEM Norman Twp Treasurer					
	Reg. Voters	Times Counted	Total Votes	Tammi Redman (DEM)	Write-In Votes	
Jurisdiction Wide						
City of Manistee, Precinct 1						
Polling	-	-	-	-	-	-
AVCB (if used)	-	-	-	-	-	-
Total	-	-	-	-	-	-
City of Manistee, Precinct 2						
Polling	-	-	-	-	-	-
AVCB (if used)	-	-	-	-	-	-
Total	-	-	-	-	-	-
Arcadia Township, Precinct 1						
Polling	-	-	-	-	-	-
AVCB (if used)	-	-	-	-	-	-
Total	-	-	-	-	-	-
Bear Lake Township, Precinct 1						
Polling	-	-	-	-	-	-
AVCB (if used)	-	-	-	-	-	-
Total	-	-	-	-	-	-
Brown Township, Precinct 1						
Polling	-	-	-	-	-	-
AVCB (if used)	-	-	-	-	-	-
Total	-	-	-	-	-	-
Cleon Township, Precinct 1						
Polling	-	-	-	-	-	-
AVCB (if used)	-	-	-	-	-	-
Total	-	-	-	-	-	-
Dickson Township, Precinct 1						
Polling	-	-	-	-	-	-
AVCB (if used)	-	-	-	-	-	-
Total	-	-	-	-	-	-
Charter Township of Filer, Precinct 1						
Polling	-	-	-	-	-	-
AVCB (if used)	-	-	-	-	-	-
Total	-	-	-	-	-	-
Manistee Township, Precinct 1						
Polling	-	-	-	-	-	-
AVCB (if used)	-	-	-	-	-	-
Total	-	-	-	-	-	-
Maple Grove Township, Precinct 1						
Polling	-	-	-	-	-	-
AVCB (if used)	-	-	-	-	-	-
Total	-	-	-	-	-	-
Marilla Township, Precinct 1						
Polling	-	-	-	-	-	-
AVCB (if used)	-	-	-	-	-	-
Total	-	-	-	-	-	-
Norman Township, Precinct 1						
Polling	1387	395	107	107 100.00%	0	0.00%
AVCB (if used)	1387	0	0	0	0	-
Total	1387	395	107	107 100.00%	0	0.00%
Onkama Township, Precinct 1						
Polling	-	-	-	-	-	-
AVCB (if used)	-	-	-	-	-	-
Total	-	-	-	-	-	-
Pleasanton Township, Precinct 1						
Polling	-	-	-	-	-	-
AVCB (if used)	-	-	-	-	-	-
Total	-	-	-	-	-	-
Springdale Township, Precinct 1						
Polling	-	-	-	-	-	-
AVCB (if used)	-	-	-	-	-	-
Total	-	-	-	-	-	-

Statement of Votes Cast
Manistee County Michigan
Official Election Results
August 2, 2016 Primary Election

Date:08/04/16
Time:16:34:03
Page:286 of 386

	DEM Norman Twp Treasurer				
	Reg. Voters	Times Counted	Total Votes	Tammi Redman (DEM)	Write-In Votes
Stronach Township, Precinct 1					
Polling	-	-	-	-	-
AVCB (if used)	-	-	-	-	-
Total	-	-	-	-	-
Total					
Polling	1387	395	107	107 100.00%	0 0.00%
AVCB (if used)	1387	0	0	0 -	0 -
Total	1387	395	107	107 100.00%	0 0.00%



Statement of Votes Cast
Manistee County Michigan
Official Election Results
August 2, 2016 Primary Election

Date:08/04/16
Time:16:34:03
Page:287 of 386

DEM Norman Twp Trustee

	Reg. Voters	Times Counted	Total Votes	Daniel A. Gosack (DEM)	Jerry Self (DEM)	Jordan Skiera (DEM)
Jurisdiction Wide						
City of Manistee, Precinct 1						
Polling	-	-	-	-	-	-
AVCB (if used)	-	-	-	-	-	-
Total	-	-	-	-	-	-
City of Manistee, Precinct 2						
Polling	-	-	-	-	-	-
AVCB (if used)	-	-	-	-	-	-
Total	-	-	-	-	-	-
Arcadia Township, Precinct 1						
Polling	-	-	-	-	-	-
AVCB (if used)	-	-	-	-	-	-
Total	-	-	-	-	-	-
Bear Lake Township, Precinct 1						
Polling	-	-	-	-	-	-
AVCB (if used)	-	-	-	-	-	-
Total	-	-	-	-	-	-
Brown Township, Precinct 1						
Polling	-	-	-	-	-	-
AVCB (if used)	-	-	-	-	-	-
Total	-	-	-	-	-	-
Cleon Township, Precinct 1						
Polling	-	-	-	-	-	-
AVCB (if used)	-	-	-	-	-	-
Total	-	-	-	-	-	-
Dickson Township, Precinct 1						
Polling	-	-	-	-	-	-
AVCB (if used)	-	-	-	-	-	-
Total	-	-	-	-	-	-
Charter Township of Filer, Precinct 1						
Polling	-	-	-	-	-	-
AVCB (if used)	-	-	-	-	-	-
Total	-	-	-	-	-	-
Manistee Township, Precinct 1						
Polling	-	-	-	-	-	-
AVCB (if used)	-	-	-	-	-	-
Total	-	-	-	-	-	-
Maple Grove Township, Precinct 1						
Polling	-	-	-	-	-	-
AVCB (if used)	-	-	-	-	-	-
Total	-	-	-	-	-	-
Marilla Township, Precinct 1						
Polling	-	-	-	-	-	-
AVCB (if used)	-	-	-	-	-	-
Total	-	-	-	-	-	-
Norman Township, Precinct 1						
Polling	1387	395	255	89 34.90%	84 32.94%	82 32.16%
AVCB (if used)	1387	0	0	0 -	0 -	0 -
Total	1387	395	255	89 34.90%	84 32.94%	82 32.16%
Onkama Township, Precinct 1						
Polling	-	-	-	-	-	-
AVCB (if used)	-	-	-	-	-	-
Total	-	-	-	-	-	-
Pleasanton Township, Precinct 1						
Polling	-	-	-	-	-	-
AVCB (if used)	-	-	-	-	-	-
Total	-	-	-	-	-	-
Springdale Township, Precinct 1						
Polling	-	-	-	-	-	-
AVCB (if used)	-	-	-	-	-	-
Total	-	-	-	-	-	-

Statement of Votes Cast
Manistee County Michigan
Official Election Results
August 2, 2016 Primary Election

Date:08/04/16
Time:16:34:03
Page:288 of 386

	DEM Norman Twp Trustee					
	Reg. Voters	Times Counted	Total Votes	Daniel A. Gosack (DEM)	Jerry Self (DEM)	Jordan Skiera (DEM)
Stronach Township, Precinct 1						
Polling	-	-	-	-	-	-
AVCB (if used)	-	-	-	-	-	-
Total	-	-	-	-	-	-
Total						
Polling	1387	395	255	89 34.90%	84 32.94%	82 32.16%
AVCB (if used)	1387	0	0	0 -	0 -	0 -
Total	1387	395	255	89 34.90%	84 32.94%	82 32.16%

Statement of Votes Cast
Manistee County Michigan
Official Election Results
August 2, 2016 Primary Election

Date:08/04/16
Time:16:34:03
Page:289 of 386

	DEM Norman Twp Trustee	DEM Onekama Twp Supervisor			
	Write-In Votes	Reg. Voters	Times Counted	Total Votes	Write-In Votes
Jurisdiction Wide					
City of Manistee, Precinct 1					
Polling	-	-	-	-	-
AVCB (if used)	-	-	-	-	-
Total	-	-	-	-	-
City of Manistee, Precinct 2					
Polling	-	-	-	-	-
AVCB (if used)	-	-	-	-	-
Total	-	-	-	-	-
Arcadia Township, Precinct 1					
Polling	-	-	-	-	-
AVCB (if used)	-	-	-	-	-
Total	-	-	-	-	-
Bear Lake Township, Precinct 1					
Polling	-	-	-	-	-
AVCB (if used)	-	-	-	-	-
Total	-	-	-	-	-
Brown Township, Precinct 1					
Polling	-	-	-	-	-
AVCB (if used)	-	-	-	-	-
Total	-	-	-	-	-
Clcon Township, Precinct 1					
Polling	-	-	-	-	-
AVCB (if used)	-	-	-	-	-
Total	-	-	-	-	-
Dickson Township, Precinct 1					
Polling	-	-	-	-	-
AVCB (if used)	-	-	-	-	-
Total	-	-	-	-	-
Charter Township of Filer, Precinct 1					
Polling	-	-	-	-	-
AVCB (if used)	-	-	-	-	-
Total	-	-	-	-	-
Manistee Township, Precinct 1					
Polling	-	-	-	-	-
AVCB (if used)	-	-	-	-	-
Total	-	-	-	-	-
Maple Grove Township, Precinct 1					
Polling	-	-	-	-	-
AVCB (if used)	-	-	-	-	-
Total	-	-	-	-	-
Marilla Township, Precinct 1					
Polling	-	-	-	-	-
AVCB (if used)	-	-	-	-	-
Total	-	-	-	-	-
Norman Township, Precinct 1					
Polling	0 0.00%	-	-	-	-
AVCB (if used)	0	-	-	-	-
Total	0 0.00%	-	-	-	-
Onekama Township, Precinct 1					
Polling	-	1257	510	10	10 100.00%
AVCB (if used)	-	1257	0	0	0
Total	-	1257	510	10	10 100.00%
Pleasanton Township, Precinct 1					
Polling	-	-	-	-	-
AVCB (if used)	-	-	-	-	-
Total	-	-	-	-	-
Springdale Township, Precinct 1					
Polling	-	-	-	-	-
AVCB (if used)	-	-	-	-	-
Total	-	-	-	-	-

Statement of Votes Cast
Manistee County Michigan
Official Election Results
August 2, 2016 Primary Election

Date:08/04/16
Time:16:34:03
Page:290 of 386

	DEM Norman Twp Trustee	DEM Onekama Twp Supervisor			
	Write-In Votes	Reg. Voters	Times Counted	Total Votes	Write-In Votes
Stronach Township, Precinct 1					
Polling	-	-	-	-	-
AVCB (if used)	-	-	-	-	-
Total	-	-	-	-	-
Total					
Polling	0 0.00%	1257	510	10	10 100.00%
AVCB (if used)	0	1257	0	0	0
Total	0 0.00%	1257	510	10	10 100.00%

Statement of Votes Cast
Manistee County Michigan
Official Election Results
August 2, 2016 Primary Election

Date:08/04/16
Time:16:34:03
Page:291 of 386

	DEM Onckama Twp Clerk				
	Reg. Voters	Times Counted	Total Votes	Linda Joseph (DEM)	Write-In Votes
Jurisdiction Wide					
City of Manistee, Precinct 1					
Polling	-	-	-	-	-
AVCB (if used)	-	-	-	-	-
Total	-	-	-	-	-
City of Manistee, Precinct 2					
Polling	-	-	-	-	-
AVCB (if used)	-	-	-	-	-
Total	-	-	-	-	-
Arcadia Township, Precinct 1					
Polling	-	-	-	-	-
AVCB (if used)	-	-	-	-	-
Total	-	-	-	-	-
Bear Lake Township, Precinct 1					
Polling	-	-	-	-	-
AVCB (if used)	-	-	-	-	-
Total	-	-	-	-	-
Brown Township, Precinct 1					
Polling	-	-	-	-	-
AVCB (if used)	-	-	-	-	-
Total	-	-	-	-	-
Cleon Township, Precinct 1					
Polling	-	-	-	-	-
AVCB (if used)	-	-	-	-	-
Total	-	-	-	-	-
Dickson Township, Precinct 1					
Polling	-	-	-	-	-
AVCB (if used)	-	-	-	-	-
Total	-	-	-	-	-
Charter Township of Filer, Precinct 1					
Polling	-	-	-	-	-
AVCB (if used)	-	-	-	-	-
Total	-	-	-	-	-
Manistee Township, Precinct 1					
Polling	-	-	-	-	-
AVCB (if used)	-	-	-	-	-
Total	-	-	-	-	-
Maple Grove Township, Precinct 1					
Polling	-	-	-	-	-
AVCB (if used)	-	-	-	-	-
Total	-	-	-	-	-
Marilla Township, Precinct 1					
Polling	-	-	-	-	-
AVCB (if used)	-	-	-	-	-
Total	-	-	-	-	-
Norman Township, Precinct 1					
Polling	-	-	-	-	-
AVCB (if used)	-	-	-	-	-
Total	-	-	-	-	-
Onckama Township, Precinct 1					
Polling	1257	510	113	113 100.00%	0 0.00%
AVCB (if used)	1257	0	0	0 -	0 -
Total	1257	510	113	113 100.00%	0 0.00%
Pleasanton Township, Precinct 1					
Polling	-	-	-	-	-
AVCB (if used)	-	-	-	-	-
Total	-	-	-	-	-
Springdale Township, Precinct 1					
Polling	-	-	-	-	-
AVCB (if used)	-	-	-	-	-
Total	-	-	-	-	-

Statement of Votes Cast
Manistee County Michigan
Official Election Results
August 2, 2016 Primary Election

Date:08/04/16
Time:16:34:03
Page:292 of 386

DEM Onekama Twp Clerk							
	Reg. Voters	Times Counted	Total Votes	Linda Joseph (DEM)	Write-In Votes		
Stronach Township, Precinct 1							
Polling	-	-	-	-	-	-	-
AVCB (if used)	-	-	-	-	-	-	-
Total	-	-	-	-	-	-	-
Total							
Polling	1257	510	113	113 100.00%	0	0.00%	
AVCB (if used)	1257	0	0	0 -	0	-	
Total	1257	510	113	113 100.00%	0	0.00%	

Statement of Votes Cast
Manistee County Michigan
Official Election Results
August 2, 2016 Primary Election

Date:08/04/16
Time:16:34:03
Page:293 of 386

	DEM Onekama Twp Treasurer			
	Reg. Voters	Times Counted	Total Votes	Write-In Votes
Jurisdiction Wide				
City of Manistee, Precinct 1				
Polling	-	-	-	-
AVCB (if used)	-	-	-	-
Total	-	-	-	-
City of Manistee, Precinct 2				
Polling	-	-	-	-
AVCB (if used)	-	-	-	-
Total	-	-	-	-
Arcadia Township, Precinct 1				
Polling	-	-	-	-
AVCB (if used)	-	-	-	-
Total	-	-	-	-
Bear Lake Township, Precinct 1				
Polling	-	-	-	-
AVCB (if used)	-	-	-	-
Total	-	-	-	-
Brown Township, Precinct 1				
Polling	-	-	-	-
AVCB (if used)	-	-	-	-
Total	-	-	-	-
Cleon Township, Precinct 1				
Polling	-	-	-	-
AVCB (if used)	-	-	-	-
Total	-	-	-	-
Dickson Township, Precinct 1				
Polling	-	-	-	-
AVCB (if used)	-	-	-	-
Total	-	-	-	-
Charter Township of Filer, Precinct 1				
Polling	-	-	-	-
AVCB (if used)	-	-	-	-
Total	-	-	-	-
Manistee Township, Precinct 1				
Polling	-	-	-	-
AVCB (if used)	-	-	-	-
Total	-	-	-	-
Maple Grove Township, Precinct 1				
Polling	-	-	-	-
AVCB (if used)	-	-	-	-
Total	-	-	-	-
Marilla Township, Precinct 1				
Polling	-	-	-	-
AVCB (if used)	-	-	-	-
Total	-	-	-	-
Norman Township, Precinct 1				
Polling	-	-	-	-
AVCB (if used)	-	-	-	-
Total	-	-	-	-
Onekama Township, Precinct 1				
Polling	1257	510	9	9 100.00%
AVCB (if used)	1257	0	0	0
Total	1257	510	9	9 100.00%
Pleasanton Township, Precinct 1				
Polling	-	-	-	-
AVCB (if used)	-	-	-	-
Total	-	-	-	-
Springdale Township, Precinct 1				
Polling	-	-	-	-
AVCB (if used)	-	-	-	-
Total	-	-	-	-

Statement of Votes Cast
Manistee County Michigan
Official Election Results
August 2, 2016 Primary Election

Date:08/04/16
Time:16:34:03
Page:294 of 386

	DEM Onekama Twp Treasurer			
	Reg. Voters	Times Counted	Total Votes	Write-In Votes
Stronach Township, Precinct 1				
Polling	-	-	-	-
AVCB (if used)	-	-	-	-
Total	-	-	-	-
Total				
Polling	1257	510	9	9 100.00%
AVCB (if used)	1257	0	0	0
Total	1257	510	9	9 100.00%

Statement of Votes Cast
Manistee County Michigan
Official Election Results
August 2, 2016 Primary Election

Date:08/04/16
Time:16:34:03
Page:295 of 386

	DEM Onckama Twp Trustee			
	Reg. Voters	Times Counted	Total Votes	Write-In Votes
Jurisdiction Wide				
City of Manistee, Precinct 1				
Polling	-	-	-	-
AVCB (if used)	-	-	-	-
Total	-	-	-	-
City of Manistee, Precinct 2				
Polling	-	-	-	-
AVCB (if used)	-	-	-	-
Total	-	-	-	-
Arcadia Township, Precinct 1				
Polling	-	-	-	-
AVCB (if used)	-	-	-	-
Total	-	-	-	-
Bear Lake Township, Precinct 1				
Polling	-	-	-	-
AVCB (if used)	-	-	-	-
Total	-	-	-	-
Brown Township, Precinct 1				
Polling	-	-	-	-
AVCB (if used)	-	-	-	-
Total	-	-	-	-
Cleon Township, Precinct 1				
Polling	-	-	-	-
AVCB (if used)	-	-	-	-
Total	-	-	-	-
Dickson Township, Precinct 1				
Polling	-	-	-	-
AVCB (if used)	-	-	-	-
Total	-	-	-	-
Charter Township of Filer, Precinct 1				
Polling	-	-	-	-
AVCB (if used)	-	-	-	-
Total	-	-	-	-
Manistee Township, Precinct 1				
Polling	-	-	-	-
AVCB (if used)	-	-	-	-
Total	-	-	-	-
Maple Grove Township, Precinct 1				
Polling	-	-	-	-
AVCB (if used)	-	-	-	-
Total	-	-	-	-
Marilla Township, Precinct 1				
Polling	-	-	-	-
AVCB (if used)	-	-	-	-
Total	-	-	-	-
Norman Township, Precinct 1				
Polling	-	-	-	-
AVCB (if used)	-	-	-	-
Total	-	-	-	-
Onckama Township, Precinct 1				
Polling	1257	510	10	10 100.00%
AVCB (if used)	1257	0	0	0
Total	1257	510	10	10 100.00%
Pleasanton Township, Precinct 1				
Polling	-	-	-	-
AVCB (if used)	-	-	-	-
Total	-	-	-	-
Springdale Township, Precinct 1				
Polling	-	-	-	-
AVCB (if used)	-	-	-	-
Total	-	-	-	-

Statement of Votes Cast
Manistee County Michigan
Official Election Results
August 2, 2016 Primary Election

Date:08/04/16
Time:16:34:04
Page:296 of 386

	DEM Onekama Twp Trustee			
	Reg. Voters	Times Counted	Total Votes	Write-In Votes
Stronach Township, Precinct 1				
Polling	-	-	-	-
AVCB (if used)	-	-	-	-
Total	-	-	-	-
Total				
Polling	1257	510	10	10 100.00%
AVCB (if used)	1257	0	0	0
Total	1257	510	10	10 100.00%

Statement of Votes Cast
Manistee County Michigan
Official Election Results
August 2, 2016 Primary Election

Date:08/04/16
Time:16:34:04
Page:297 of 386

	DEM Pleasanton Twp Supervisor				DEM Pleasanton Twp Clerk			
	Reg. Voters	Times Counted	Total Votes	Write-In Votes	Reg. Voters	Times Counted	Total Votes	Write-In Votes
Jurisdiction Wide								
City of Manistee, Precinct 1								
Polling	-	-	-	-	-	-	-	-
AVCB (if used)	-	-	-	-	-	-	-	-
Total	-	-	-	-	-	-	-	-
City of Manistee, Precinct 2								
Polling	-	-	-	-	-	-	-	-
AVCB (if used)	-	-	-	-	-	-	-	-
Total	-	-	-	-	-	-	-	-
Arcadia Township, Precinct 1								
Polling	-	-	-	-	-	-	-	-
AVCB (if used)	-	-	-	-	-	-	-	-
Total	-	-	-	-	-	-	-	-
Bear Lake Township, Precinct 1								
Polling	-	-	-	-	-	-	-	-
AVCB (if used)	-	-	-	-	-	-	-	-
Total	-	-	-	-	-	-	-	-
Brown Township, Precinct 1								
Polling	-	-	-	-	-	-	-	-
AVCB (if used)	-	-	-	-	-	-	-	-
Total	-	-	-	-	-	-	-	-
Cleon Township, Precinct 1								
Polling	-	-	-	-	-	-	-	-
AVCB (if used)	-	-	-	-	-	-	-	-
Total	-	-	-	-	-	-	-	-
Dickson Township, Precinct 1								
Polling	-	-	-	-	-	-	-	-
AVCB (if used)	-	-	-	-	-	-	-	-
Total	-	-	-	-	-	-	-	-
Charter Township of Filer, Precinct 1								
Polling	-	-	-	-	-	-	-	-
AVCB (if used)	-	-	-	-	-	-	-	-
Total	-	-	-	-	-	-	-	-
Manistee Township, Precinct 1								
Polling	-	-	-	-	-	-	-	-
AVCB (if used)	-	-	-	-	-	-	-	-
Total	-	-	-	-	-	-	-	-
Maple Grove Township, Precinct 1								
Polling	-	-	-	-	-	-	-	-
AVCB (if used)	-	-	-	-	-	-	-	-
Total	-	-	-	-	-	-	-	-
Marilla Township, Precinct 1								
Polling	-	-	-	-	-	-	-	-
AVCB (if used)	-	-	-	-	-	-	-	-
Total	-	-	-	-	-	-	-	-
Norman Township, Precinct 1								
Polling	-	-	-	-	-	-	-	-
AVCB (if used)	-	-	-	-	-	-	-	-
Total	-	-	-	-	-	-	-	-
Oneskama Township, Precinct 1								
Polling	-	-	-	-	-	-	-	-
AVCB (if used)	-	-	-	-	-	-	-	-
Total	-	-	-	-	-	-	-	-
Picasanton Township, Precinct 1								
Polling	684	195	2	2 100.00%	684	195	2	2 100.00%
AVCB (if used)	684	0	0	0	684	0	0	0
Total	684	195	2	2 100.00%	684	195	2	2 100.00%
Springdale Township, Precinct 1								
Polling	-	-	-	-	-	-	-	-
AVCB (if used)	-	-	-	-	-	-	-	-
Total	-	-	-	-	-	-	-	-

Statement of Votes Cast
Manistee County Michigan
Official Election Results
August 2, 2016 Primary Election

Date:08/04/16
Time:16:34:04
Page:298 of 386

	DEM Pleasanton Twp Supervisor				DEM Pleasanton Twp Clerk			
	Reg. Voters	Times Counted	Total Votes	Write-In Votes	Reg. Voters	Times Counted	Total Votes	Write-In Votes
Stronach Township, Precinct 1								
Polling	-	-	-	-	-	-	-	-
AVCB (if used)	-	-	-	-	-	-	-	-
Total	-	-	-	-	-	-	-	-
Total								
Polling	684	195	2	2 100.00%	684	195	2	2 100.00%
AVCB (if used)	684	0	0	0 -	684	0	0	0 -
Total	684	195	2	2 100.00%	684	195	2	2 100.00%

Statement of Votes Cast
Manistee County Michigan
Official Election Results
August 2, 2016 Primary Election

Date:08/04/16
Time:16:34:04
Page:299 of 386

	DEM Pleasanton Twp Treasurer			
	Reg. Voters	Times Counted	Total Votes	Write-In Votes
Jurisdiction Wide				
City of Manistee, Precinct 1				
Polling	-	-	-	-
AVCB (if used)	-	-	-	-
Total	-	-	-	-
City of Manistee, Precinct 2				
Polling	-	-	-	-
AVCB (if used)	-	-	-	-
Total	-	-	-	-
Arcadia Township, Precinct 1				
Polling	-	-	-	-
AVCB (if used)	-	-	-	-
Total	-	-	-	-
Bear Lake Township, Precinct 1				
Polling	-	-	-	-
AVCB (if used)	-	-	-	-
Total	-	-	-	-
Brown Township, Precinct 1				
Polling	-	-	-	-
AVCB (if used)	-	-	-	-
Total	-	-	-	-
Cleon Township, Precinct 1				
Polling	-	-	-	-
AVCB (if used)	-	-	-	-
Total	-	-	-	-
Dickson Township, Precinct 1				
Polling	-	-	-	-
AVCB (if used)	-	-	-	-
Total	-	-	-	-
Charter Township of Filer, Precinct 1				
Polling	-	-	-	-
AVCB (if used)	-	-	-	-
Total	-	-	-	-
Manistee Township, Precinct 1				
Polling	-	-	-	-
AVCB (if used)	-	-	-	-
Total	-	-	-	-
Maple Grove Township, Precinct 1				
Polling	-	-	-	-
AVCB (if used)	-	-	-	-
Total	-	-	-	-
Marilla Township, Precinct 1				
Polling	-	-	-	-
AVCB (if used)	-	-	-	-
Total	-	-	-	-
Norman Township, Precinct 1				
Polling	-	-	-	-
AVCB (if used)	-	-	-	-
Total	-	-	-	-
Oneskama Township, Precinct 1				
Polling	-	-	-	-
AVCB (if used)	-	-	-	-
Total	-	-	-	-
Pleasanton Township, Precinct 1				
Polling	684	195	2	2 100.00%
AVCB (if used)	684	0	0	0
Total	684	195	2	2 100.00%
Springdale Township, Precinct 1				
Polling	-	-	-	-
AVCB (if used)	-	-	-	-
Total	-	-	-	-

Statement of Votes Cast
Manistee County Michigan
Official Election Results
August 2, 2016 Primary Election

Date:08/04/16
Time:16:34:04
Page:300 of 386

DEM Pleasanton Twp Treasurer					
	Reg. Voters	Times Counted	Total Votes	Write-In Votes	
Stronach Township, Precinct 1					
Polling	-	-	-	-	-
AVCB (if used)	-	-	-	-	-
Total	-	-	-	-	-
Total					
Polling	684	195	2	2	100.00%
AVCB (if used)	684	0	0	0	-
Total	684	195	2	2	100.00%

Statement of Votes Cast
Manistee County Michigan
Official Election Results
August 2, 2016 Primary Election

Date:08/04/16
Time:16:34:04
Page:301 of 386

	DEM Pleasanton Twp Trustee					
	Reg. Voters	Times Counted	Total Votes	Rochelle Rollenhagen (DEM)	Write-In Votes	
Jurisdiction Wide						
City of Manistee, Precinct 1						
Polling	-	-	-	-	-	-
AVCB (if used)	-	-	-	-	-	-
Total	-	-	-	-	-	-
City of Manistee, Precinct 2						
Polling	-	-	-	-	-	-
AVCB (if used)	-	-	-	-	-	-
Total	-	-	-	-	-	-
Arcadia Township, Precinct 1						
Polling	-	-	-	-	-	-
AVCB (if used)	-	-	-	-	-	-
Total	-	-	-	-	-	-
Bear Lake Township, Precinct 1						
Polling	-	-	-	-	-	-
AVCB (if used)	-	-	-	-	-	-
Total	-	-	-	-	-	-
Brown Township, Precinct 1						
Polling	-	-	-	-	-	-
AVCB (if used)	-	-	-	-	-	-
Total	-	-	-	-	-	-
Cleon Township, Precinct 1						
Polling	-	-	-	-	-	-
AVCB (if used)	-	-	-	-	-	-
Total	-	-	-	-	-	-
Dickson Township, Precinct 1						
Polling	-	-	-	-	-	-
AVCB (if used)	-	-	-	-	-	-
Total	-	-	-	-	-	-
Charter Township of Filer, Precinct 1						
Polling	-	-	-	-	-	-
AVCB (if used)	-	-	-	-	-	-
Total	-	-	-	-	-	-
Manistee Township, Precinct 1						
Polling	-	-	-	-	-	-
AVCB (if used)	-	-	-	-	-	-
Total	-	-	-	-	-	-
Maple Grove Township, Precinct 1						
Polling	-	-	-	-	-	-
AVCB (if used)	-	-	-	-	-	-
Total	-	-	-	-	-	-
Marilla Township, Precinct 1						
Polling	-	-	-	-	-	-
AVCB (if used)	-	-	-	-	-	-
Total	-	-	-	-	-	-
Norman Township, Precinct 1						
Polling	-	-	-	-	-	-
AVCB (if used)	-	-	-	-	-	-
Total	-	-	-	-	-	-
Onkama Township, Precinct 1						
Polling	-	-	-	-	-	-
AVCB (if used)	-	-	-	-	-	-
Total	-	-	-	-	-	-
Pleasanton Township, Precinct 1						
Polling	684	195	39	39 100.00%	0	0.00%
AVCB (if used)	684	0	0	0	0	-
Total	684	195	39	39 100.00%	0	0.00%
Springdale Township, Precinct 1						
Polling	-	-	-	-	-	-
AVCB (if used)	-	-	-	-	-	-
Total	-	-	-	-	-	-

Statement of Votes Cast
Manistee County Michigan
Official Election Results
August 2, 2016 Primary Election

Date:08/04/16
Time:16:34:04
Page:302 of 386

	DEM Pleasanton Twp Trustee				
	Reg. Voters	Times Counted	Total Votes	Rochelle Rollenhagen (DEM)	Write-In Votes
Stronach Township, Precinct I					
Polling	-	-	-	-	-
AVCB (if used)	-	-	-	-	-
Total	-	-	-	-	-
Total					
Polling	684	195	39	39 100.00%	0 0.00%
AVCB (if used)	684	0	0	0 -	0 -
Total	684	195	39	39 100.00%	0 0.00%

Statement of Votes Cast
Manistee County Michigan
Official Election Results
August 2, 2016 Primary Election

Date:08/04/16
Time:16:34:04
Page:303 of 386

	DEM Springdale Twp Supervisor			
	Reg. Voters	Times Counted	Total Votes	Write-In Votes
Jurisdiction Wide				
City of Manistee, Precinct 1				
Polling	-	-	-	-
AVCB (if used)	-	-	-	-
Total	-	-	-	-
City of Manistee, Precinct 2				
Polling	-	-	-	-
AVCB (if used)	-	-	-	-
Total	-	-	-	-
Arcadia Township, Precinct 1				
Polling	-	-	-	-
AVCB (if used)	-	-	-	-
Total	-	-	-	-
Bear Lake Township, Precinct 1				
Polling	-	-	-	-
AVCB (if used)	-	-	-	-
Total	-	-	-	-
Brown Township, Precinct 1				
Polling	-	-	-	-
AVCB (if used)	-	-	-	-
Total	-	-	-	-
Cleon Township, Precinct 1				
Polling	-	-	-	-
AVCB (if used)	-	-	-	-
Total	-	-	-	-
Dickson Township, Precinct 1				
Polling	-	-	-	-
AVCB (if used)	-	-	-	-
Total	-	-	-	-
Charter Township of Filer, Precinct 1				
Polling	-	-	-	-
AVCB (if used)	-	-	-	-
Total	-	-	-	-
Manistee Township, Precinct 1				
Polling	-	-	-	-
AVCB (if used)	-	-	-	-
Total	-	-	-	-
Maple Grove Township, Precinct 1				
Polling	-	-	-	-
AVCB (if used)	-	-	-	-
Total	-	-	-	-
Marilla Township, Precinct 1				
Polling	-	-	-	-
AVCB (if used)	-	-	-	-
Total	-	-	-	-
Norman Township, Precinct 1				
Polling	-	-	-	-
AVCB (if used)	-	-	-	-
Total	-	-	-	-
Onckama Township, Precinct 1				
Polling	-	-	-	-
AVCB (if used)	-	-	-	-
Total	-	-	-	-
Pleasanton Township, Precinct 1				
Polling	-	-	-	-
AVCB (if used)	-	-	-	-
Total	-	-	-	-
Springdale Township, Precinct 1				
Polling	662	114	3	3 100.00%
AVCB (if used)	662	0	0	0
Total	662	114	3	3 100.00%

Statement of Votes Cast
Manistee County Michigan
Official Election Results
August 2, 2016 Primary Election

Date:08/04/16
Time:16:34:04
Page:304 of 386

	DEM Springdale Twp Supervisor			
	Reg. Voters	Times Counted	Total Votes	Write-In Votes
Stronach Township, Precinct 1				
Polling	-	-	-	-
AVCB (if used)	-	-	-	-
Total	-	-	-	-
Total				
Polling	662	114	3	3 100.00%
AVCB (if used)	662	0	0	0 -
Total	662	114	3	3 100.00%

Statement of Votes Cast
Manistee County Michigan
Official Election Results
August 2, 2016 Primary Election

Date:08/04/16
Time:16:34:04
Page:305 of 386

	DEM Springdale Twp Clerk					
	Reg. Voters	Times Counted	Total Votes	Donald Rau, Jr. (DEM)	Write-In Votes	
Jurisdiction Wide						
City of Manistee, Precinct 1						
Polling	-	-	-	-	-	-
AVCB (if used)	-	-	-	-	-	-
Total	-	-	-	-	-	-
City of Manistee, Precinct 2						
Polling	-	-	-	-	-	-
AVCB (if used)	-	-	-	-	-	-
Total	-	-	-	-	-	-
Arcadia Township, Precinct 1						
Polling	-	-	-	-	-	-
AVCB (if used)	-	-	-	-	-	-
Total	-	-	-	-	-	-
Bear Lake Township, Precinct 1						
Polling	-	-	-	-	-	-
AVCB (if used)	-	-	-	-	-	-
Total	-	-	-	-	-	-
Brown Township, Precinct 1						
Polling	-	-	-	-	-	-
AVCB (if used)	-	-	-	-	-	-
Total	-	-	-	-	-	-
Cleon Township, Precinct 1						
Polling	-	-	-	-	-	-
AVCB (if used)	-	-	-	-	-	-
Total	-	-	-	-	-	-
Dickson Township, Precinct 1						
Polling	-	-	-	-	-	-
AVCB (if used)	-	-	-	-	-	-
Total	-	-	-	-	-	-
Charter Township of Filer, Precinct 1						
Polling	-	-	-	-	-	-
AVCB (if used)	-	-	-	-	-	-
Total	-	-	-	-	-	-
Manistee Township, Precinct 1						
Polling	-	-	-	-	-	-
AVCB (if used)	-	-	-	-	-	-
Total	-	-	-	-	-	-
Maple Grove Township, Precinct 1						
Polling	-	-	-	-	-	-
AVCB (if used)	-	-	-	-	-	-
Total	-	-	-	-	-	-
Marilla Township, Precinct 1						
Polling	-	-	-	-	-	-
AVCB (if used)	-	-	-	-	-	-
Total	-	-	-	-	-	-
Norman Township, Precinct 1						
Polling	-	-	-	-	-	-
AVCB (if used)	-	-	-	-	-	-
Total	-	-	-	-	-	-
Onckama Township, Precinct 1						
Polling	-	-	-	-	-	-
AVCB (if used)	-	-	-	-	-	-
Total	-	-	-	-	-	-
Pleasanton Township, Precinct 1						
Polling	-	-	-	-	-	-
AVCB (if used)	-	-	-	-	-	-
Total	-	-	-	-	-	-
Springdale Township, Precinct 1						
Polling	662	114	34	33 97.06%	1 2.94%	
AVCB (if used)	662	0	0	0	0	
Total	662	114	34	33 97.06%	1 2.94%	

Statement of Votes Cast
Manistee County Michigan
Official Election Results
August 2, 2016 Primary Election

Date:08/04/16
Time:16:34:04
Page:306 of 386

DEM Springdale Twp Clerk							
	Reg. Voters	Times Counted	Total Votes	Donald Rau, Jr. (DEM)		Write-In Votes	
Stronach Township, Precinct 1							
Polling	-	-	-	-	-	-	-
AVCB (if used)	-	-	-	-	-	-	-
Total	-	-	-	-	-	-	-
Total							
Polling	662	114	34	33	97.06%	1	2.94%
AVCB (if used)	662	0	0	0	-	0	-
Total	662	114	34	33	97.06%	1	2.94%

Statement of Votes Cast
Manistee County Michigan
Official Election Results
August 2, 2016 Primary Election

Date:08/04/16
Time:16:34:04
Page:307 of 386

	DEM Springdale Twp Treasurer					
	Reg. Voters	Times Counted	Total Votes	Richard Hitchingham (DEM)	Write-In Votes	
Jurisdiction Wide						
City of Manistee, Precinct 1						
Polling	-	-	-	-	-	-
AVCB (if used)	-	-	-	-	-	-
Total	-	-	-	-	-	-
City of Manistee, Precinct 2						
Polling	-	-	-	-	-	-
AVCB (if used)	-	-	-	-	-	-
Total	-	-	-	-	-	-
Arcadia Township, Precinct 1						
Polling	-	-	-	-	-	-
AVCB (if used)	-	-	-	-	-	-
Total	-	-	-	-	-	-
Bear Lake Township, Precinct 1						
Polling	-	-	-	-	-	-
AVCB (if used)	-	-	-	-	-	-
Total	-	-	-	-	-	-
Brown Township, Precinct 1						
Polling	-	-	-	-	-	-
AVCB (if used)	-	-	-	-	-	-
Total	-	-	-	-	-	-
Cleon Township, Precinct 1						
Polling	-	-	-	-	-	-
AVCB (if used)	-	-	-	-	-	-
Total	-	-	-	-	-	-
Dickson Township, Precinct 1						
Polling	-	-	-	-	-	-
AVCB (if used)	-	-	-	-	-	-
Total	-	-	-	-	-	-
Charter Township of Filer, Precinct 1						
Polling	-	-	-	-	-	-
AVCB (if used)	-	-	-	-	-	-
Total	-	-	-	-	-	-
Manistee Township, Precinct 1						
Polling	-	-	-	-	-	-
AVCB (if used)	-	-	-	-	-	-
Total	-	-	-	-	-	-
Maple Grove Township, Precinct 1						
Polling	-	-	-	-	-	-
AVCB (if used)	-	-	-	-	-	-
Total	-	-	-	-	-	-
Marilla Township, Precinct 1						
Polling	-	-	-	-	-	-
AVCB (if used)	-	-	-	-	-	-
Total	-	-	-	-	-	-
Norman Township, Precinct 1						
Polling	-	-	-	-	-	-
AVCB (if used)	-	-	-	-	-	-
Total	-	-	-	-	-	-
Onckama Township, Precinct 1						
Polling	-	-	-	-	-	-
AVCB (if used)	-	-	-	-	-	-
Total	-	-	-	-	-	-
Pleasanton Township, Precinct 1						
Polling	-	-	-	-	-	-
AVCB (if used)	-	-	-	-	-	-
Total	-	-	-	-	-	-
Springdale Township, Precinct 1						
Polling	662	114	33	33 100.00%	0	0.00%
AVCB (if used)	662	0	0	0	0	
Total	662	114	33	33 100.00%	0	0.00%

Statement of Votes Cast
Manistee County Michigan
Official Election Results
August 2, 2016 Primary Election

Date:08/04/16
Time:16:34:04
Page:308 of 386

DEM Springdale Twp Treasurer							
	Reg. Voters	Times Counted	Total Votes	Richard Hitchingham (DEM)	Write-In Votes		
Stronach Township, Precinct 1							
Polling	-	-	-	-	-	-	-
AVCB (if used)	-	-	-	-	-	-	-
Total	-	-	-	-	-	-	-
Total							
Polling	662	114	33	33 100.00%	0	0.00%	
AVCB (if used)	662	0	0	0 -	0	-	
Total	662	114	33	33 100.00%	0	0.00%	

Statement of Votes Cast
Manistee County Michigan
Official Election Results
August 2, 2016 Primary Election

Date:08/04/16
Time:16:34:04
Page:309 of 386

	DEM Springdale Twp Trustee					
	Reg. Voters	Times Counted	Total Votes	Kcith Moore (DEM)	Write-In Votes	
Jurisdiction Wide						
City of Manistee, Precinct 1						
Polling	-	-	-	-	-	-
AVCB (if used)	-	-	-	-	-	-
Total	-	-	-	-	-	-
City of Manistee, Precinct 2						
Polling	-	-	-	-	-	-
AVCB (if used)	-	-	-	-	-	-
Total	-	-	-	-	-	-
Arcadia Township, Precinct 1						
Polling	-	-	-	-	-	-
AVCB (if used)	-	-	-	-	-	-
Total	-	-	-	-	-	-
Bear Lake Township, Precinct 1						
Polling	-	-	-	-	-	-
AVCB (if used)	-	-	-	-	-	-
Total	-	-	-	-	-	-
Brown Township, Precinct 1						
Polling	-	-	-	-	-	-
AVCB (if used)	-	-	-	-	-	-
Total	-	-	-	-	-	-
Cleon Township, Precinct 1						
Polling	-	-	-	-	-	-
AVCB (if used)	-	-	-	-	-	-
Total	-	-	-	-	-	-
Dickson Township, Precinct 1						
Polling	-	-	-	-	-	-
AVCB (if used)	-	-	-	-	-	-
Total	-	-	-	-	-	-
Charter Township of Filer, Precinct 1						
Polling	-	-	-	-	-	-
AVCB (if used)	-	-	-	-	-	-
Total	-	-	-	-	-	-
Manistee Township, Precinct 1						
Polling	-	-	-	-	-	-
AVCB (if used)	-	-	-	-	-	-
Total	-	-	-	-	-	-
Maple Grove Township, Precinct 1						
Polling	-	-	-	-	-	-
AVCB (if used)	-	-	-	-	-	-
Total	-	-	-	-	-	-
Marilla Township, Precinct 1						
Polling	-	-	-	-	-	-
AVCB (if used)	-	-	-	-	-	-
Total	-	-	-	-	-	-
Norman Township, Precinct 1						
Polling	-	-	-	-	-	-
AVCB (if used)	-	-	-	-	-	-
Total	-	-	-	-	-	-
Oneskama Township, Precinct 1						
Polling	-	-	-	-	-	-
AVCB (if used)	-	-	-	-	-	-
Total	-	-	-	-	-	-
Pleasanton Township, Precinct 1						
Polling	-	-	-	-	-	-
AVCB (if used)	-	-	-	-	-	-
Total	-	-	-	-	-	-
Springdale Township, Precinct 1						
Polling	662	114	31	30 96.77%	1 3.23%	
AVCB (if used)	662	0	0	0	0	
Total	662	114	31	30 96.77%	1 3.23%	

Statement of Votes Cast
Manistee County Michigan
Official Election Results
August 2, 2016 Primary Election

Date:08/04/16
Time:16:34:04
Page:310 of 386

	DEM Springdale Twp Trustee						
	Reg. Voters	Times Counted	Total Votes	Keith Moore (DEM)		Write-In Votes	
Stronach Township, Precinct 1							
Polling	-	-	-	-	-	-	-
AVCB (if used)	-	-	-	-	-	-	-
Total	-	-	-	-	-	-	-
Total							
Polling	662	114	31	30	96.77%	1	3.23%
AVCB (if used)	662	0	0	0	-	0	-
Total	662	114	31	30	96.77%	1	3.23%

Statement of Votes Cast
Manistee County Michigan
Official Election Results
August 2, 2016 Primary Election

Date:08/04/16
Time:16:34:04
Page:311 of 386

	DEM Stronach Twp Supervisor				
	Reg. Voters	Times Counted	Total Votes	Phil Vadeboncoeur (DEM)	Write-In Votes
Jurisdiction Wide					
City of Manistee, Precinct 1					
Polling	-	-	-	-	-
AVCB (if used)	-	-	-	-	-
Total	-	-	-	-	-
City of Manistee, Precinct 2					
Polling	-	-	-	-	-
AVCB (if used)	-	-	-	-	-
Total	-	-	-	-	-
Arcadia Township, Precinct 1					
Polling	-	-	-	-	-
AVCB (if used)	-	-	-	-	-
Total	-	-	-	-	-
Bear Lake Township, Precinct 1					
Polling	-	-	-	-	-
AVCB (if used)	-	-	-	-	-
Total	-	-	-	-	-
Brown Township, Precinct 1					
Polling	-	-	-	-	-
AVCB (if used)	-	-	-	-	-
Total	-	-	-	-	-
Cleon Township, Precinct 1					
Polling	-	-	-	-	-
AVCB (if used)	-	-	-	-	-
Total	-	-	-	-	-
Dickson Township, Precinct 1					
Polling	-	-	-	-	-
AVCB (if used)	-	-	-	-	-
Total	-	-	-	-	-
Charter Township of Filer, Precinct 1					
Polling	-	-	-	-	-
AVCB (if used)	-	-	-	-	-
Total	-	-	-	-	-
Manistee Township, Precinct 1					
Polling	-	-	-	-	-
AVCB (if used)	-	-	-	-	-
Total	-	-	-	-	-
Maple Grove Township, Precinct 1					
Polling	-	-	-	-	-
AVCB (if used)	-	-	-	-	-
Total	-	-	-	-	-
Marilla Township, Precinct 1					
Polling	-	-	-	-	-
AVCB (if used)	-	-	-	-	-
Total	-	-	-	-	-
Norman Township, Precinct 1					
Polling	-	-	-	-	-
AVCB (if used)	-	-	-	-	-
Total	-	-	-	-	-
Onkama Township, Precinct 1					
Polling	-	-	-	-	-
AVCB (if used)	-	-	-	-	-
Total	-	-	-	-	-
Picasanton Township, Precinct 1					
Polling	-	-	-	-	-
AVCB (if used)	-	-	-	-	-
Total	-	-	-	-	-
Springdale Township, Precinct 1					
Polling	-	-	-	-	-
AVCB (if used)	-	-	-	-	-
Total	-	-	-	-	-

Statement of Votes Cast
Manistee County Michigan
Official Election Results
August 2, 2016 Primary Election

Date:08/04/16
Time:16:34:04
Page:312 of 386

DEM Stronach Twp Supervisor								
	Reg. Voters	Times Counted	Total Votes	Phil Vadeboncoeur (DEM)		Write-In Votes		
Stronach Township, Precinct I								
Polling	715	198	45	43	95.56%	2	4.44%	
AVCB (if used)	715	0	0	0	-	0	-	
Total	715	198	45	43	95.56%	2	4.44%	
Total								
Polling	715	198	45	43	95.56%	2	4.44%	
AVCB (if used)	715	0	0	0	-	0	-	
Total	715	198	45	43	95.56%	2	4.44%	

Statement of Votes Cast
Manistee County Michigan
Official Election Results
August 2, 2016 Primary Election

Date:08/04/16
Time:16:34:04
Page:313 of 386

	DEM Stronach Twp Clerk				DEM Stronach Twp Treasurer			
	Reg. Voters	Times Counted	Total Votes	Write-In Votes	Reg. Voters	Times Counted	Total Votes	Write-In Votes
Jurisdiction Wide								
City of Manistee, Precinct 1								
Polling	-	-	-	-	-	-	-	-
AVCB (if used)	-	-	-	-	-	-	-	-
Total	-	-	-	-	-	-	-	-
City of Manistee, Precinct 2								
Polling	-	-	-	-	-	-	-	-
AVCB (if used)	-	-	-	-	-	-	-	-
Total	-	-	-	-	-	-	-	-
Arcadia Township, Precinct 1								
Polling	-	-	-	-	-	-	-	-
AVCB (if used)	-	-	-	-	-	-	-	-
Total	-	-	-	-	-	-	-	-
Bear Lake Township, Precinct 1								
Polling	-	-	-	-	-	-	-	-
AVCB (if used)	-	-	-	-	-	-	-	-
Total	-	-	-	-	-	-	-	-
Brown Township, Precinct 1								
Polling	-	-	-	-	-	-	-	-
AVCB (if used)	-	-	-	-	-	-	-	-
Total	-	-	-	-	-	-	-	-
Cleon Township, Precinct 1								
Polling	-	-	-	-	-	-	-	-
AVCB (if used)	-	-	-	-	-	-	-	-
Total	-	-	-	-	-	-	-	-
Dickson Township, Precinct 1								
Polling	-	-	-	-	-	-	-	-
AVCB (if used)	-	-	-	-	-	-	-	-
Total	-	-	-	-	-	-	-	-
Charter Township of Filer, Precinct 1								
Polling	-	-	-	-	-	-	-	-
AVCB (if used)	-	-	-	-	-	-	-	-
Total	-	-	-	-	-	-	-	-
Manistee Township, Precinct 1								
Polling	-	-	-	-	-	-	-	-
AVCB (if used)	-	-	-	-	-	-	-	-
Total	-	-	-	-	-	-	-	-
Maple Grove Township, Precinct 1								
Polling	-	-	-	-	-	-	-	-
AVCB (if used)	-	-	-	-	-	-	-	-
Total	-	-	-	-	-	-	-	-
Marilla Township, Precinct 1								
Polling	-	-	-	-	-	-	-	-
AVCB (if used)	-	-	-	-	-	-	-	-
Total	-	-	-	-	-	-	-	-
Norman Township, Precinct 1								
Polling	-	-	-	-	-	-	-	-
AVCB (if used)	-	-	-	-	-	-	-	-
Total	-	-	-	-	-	-	-	-
Onokama Township, Precinct 1								
Polling	-	-	-	-	-	-	-	-
AVCB (if used)	-	-	-	-	-	-	-	-
Total	-	-	-	-	-	-	-	-
Pleasanton Township, Precinct 1								
Polling	-	-	-	-	-	-	-	-
AVCB (if used)	-	-	-	-	-	-	-	-
Total	-	-	-	-	-	-	-	-
Springdale Township, Precinct 1								
Polling	-	-	-	-	-	-	-	-
AVCB (if used)	-	-	-	-	-	-	-	-
Total	-	-	-	-	-	-	-	-

Statement of Votes Cast
Manistee County Michigan
Official Election Results
August 2, 2016 Primary Election

Date:08/04/16
Time:16:34:04
Page:314 of 386

	DEM Stronach Twp Clerk				DEM Stronach Twp Treasurer			
	Reg. Voters	Times Counted	Total Votes	Write-In Votes	Reg. Voters	Times Counted	Total Votes	Write-In Votes
Stronach Township, Precinct 1								
Polling	715	198	2	2 100.00%	715	198	3	3 100.00%
AVCB (if used)	715	0	0	0 -	715	0	0	0 -
Total	715	198	2	2 100.00%	715	198	3	3 100.00%
Total								
Polling	715	198	2	2 100.00%	715	198	3	3 100.00%
AVCB (if used)	715	0	0	0 -	715	0	0	0 -
Total	715	198	2	2 100.00%	715	198	3	3 100.00%

Statement of Votes Cast
Manistee County Michigan
Official Election Results
August 2, 2016 Primary Election

Date:08/04/16
Time:16:34:04
Page:315 of 386

	DEM Stronach Twp Trustee					
	Reg. Voters	Times Counted	Total Votes	Rick Gerber (DEM)	Terry L. Lindeman (DEM)	Write-In Votes
Jurisdiction Wide						
City of Manistee, Precinct 1						
Polling	-	-	-	-	-	-
AVCB (if used)	-	-	-	-	-	-
Total	-	-	-	-	-	-
City of Manistee, Precinct 2						
Polling	-	-	-	-	-	-
AVCB (if used)	-	-	-	-	-	-
Total	-	-	-	-	-	-
Arcadia Township, Precinct 1						
Polling	-	-	-	-	-	-
AVCB (if used)	-	-	-	-	-	-
Total	-	-	-	-	-	-
Bear Lake Township, Precinct 1						
Polling	-	-	-	-	-	-
AVCB (if used)	-	-	-	-	-	-
Total	-	-	-	-	-	-
Brown Township, Precinct 1						
Polling	-	-	-	-	-	-
AVCB (if used)	-	-	-	-	-	-
Total	-	-	-	-	-	-
Cleon Township, Precinct 1						
Polling	-	-	-	-	-	-
AVCB (if used)	-	-	-	-	-	-
Total	-	-	-	-	-	-
Dickson Township, Precinct 1						
Polling	-	-	-	-	-	-
AVCB (if used)	-	-	-	-	-	-
Total	-	-	-	-	-	-
Charter Township of Filer, Precinct 1						
Polling	-	-	-	-	-	-
AVCB (if used)	-	-	-	-	-	-
Total	-	-	-	-	-	-
Manistee Township, Precinct 1						
Polling	-	-	-	-	-	-
AVCB (if used)	-	-	-	-	-	-
Total	-	-	-	-	-	-
Maple Grove Township, Precinct 1						
Polling	-	-	-	-	-	-
AVCB (if used)	-	-	-	-	-	-
Total	-	-	-	-	-	-
Marilla Township, Precinct 1						
Polling	-	-	-	-	-	-
AVCB (if used)	-	-	-	-	-	-
Total	-	-	-	-	-	-
Norman Township, Precinct 1						
Polling	-	-	-	-	-	-
AVCB (if used)	-	-	-	-	-	-
Total	-	-	-	-	-	-
Onkama Township, Precinct 1						
Polling	-	-	-	-	-	-
AVCB (if used)	-	-	-	-	-	-
Total	-	-	-	-	-	-
Pleasanton Township, Precinct 1						
Polling	-	-	-	-	-	-
AVCB (if used)	-	-	-	-	-	-
Total	-	-	-	-	-	-
Springdale Township, Precinct 1						
Polling	-	-	-	-	-	-
AVCB (if used)	-	-	-	-	-	-
Total	-	-	-	-	-	-

Statement of Votes Cast
Manistee County Michigan
Official Election Results
August 2, 2016 Primary Election

Date:08/04/16
Time:16:34:04
Page:316 of 386

DEM Stronach Twp Trustee									
	Reg. Voters	Times Counted	Total Votes	Rick Gerber (DEM)		Terry L. Lindeman (DEM)		Write-In Votes	
Stronach Township, Precinct 1									
Polling	715	198	80	40	50.00%	40	50.00%	0	0.00%
AVCB (if used)	715	0	0	0	-	0	-	0	-
Total	715	198	80	40	50.00%	40	50.00%	0	0.00%
Total									
Polling	715	198	80	40	50.00%	40	50.00%	0	0.00%
AVCB (if used)	715	0	0	0	-	0	-	0	-
Total	715	198	80	40	50.00%	40	50.00%	0	0.00%

Statement of Votes Cast
Manistee County Michigan
Official Election Results
August 2, 2016 Primary Election

Date:08/04/16
Time:16:34:04
Page:317 of 386

	DEM C-Manistee 1 Delegate							
	Reg. Voters	Times Counted	Total Votes	Rick Schrock (DEM)		Lee Trucks (DEM)		Write-In Votes
Jurisdiction Wide								
City of Manistee, Precinct 1								
Polling	2287	384	149	65	43.62%	84	56.38%	0 0.00%
AVCB (if used)	2287	416	153	71	46.41%	77	50.33%	5 3.27%
Total	2287	800	302	136	45.03%	161	53.31%	5 1.66%
City of Manistee, Precinct 2								
Polling	-	-	-	-	-	-	-	-
AVCB (if used)	-	-	-	-	-	-	-	-
Total	-	-	-	-	-	-	-	-
Arcadia Township, Precinct 1								
Polling	-	-	-	-	-	-	-	-
AVCB (if used)	-	-	-	-	-	-	-	-
Total	-	-	-	-	-	-	-	-
Bear Lake Township, Precinct 1								
Polling	-	-	-	-	-	-	-	-
AVCB (if used)	-	-	-	-	-	-	-	-
Total	-	-	-	-	-	-	-	-
Brown Township, Precinct 1								
Polling	-	-	-	-	-	-	-	-
AVCB (if used)	-	-	-	-	-	-	-	-
Total	-	-	-	-	-	-	-	-
Cleon Township, Precinct 1								
Polling	-	-	-	-	-	-	-	-
AVCB (if used)	-	-	-	-	-	-	-	-
Total	-	-	-	-	-	-	-	-
Dickson Township, Precinct 1								
Polling	-	-	-	-	-	-	-	-
AVCB (if used)	-	-	-	-	-	-	-	-
Total	-	-	-	-	-	-	-	-
Charter Township of Filer, Precinct 1								
Polling	-	-	-	-	-	-	-	-
AVCB (if used)	-	-	-	-	-	-	-	-
Total	-	-	-	-	-	-	-	-
Manistee Township, Precinct 1								
Polling	-	-	-	-	-	-	-	-
AVCB (if used)	-	-	-	-	-	-	-	-
Total	-	-	-	-	-	-	-	-
Maple Grove Township, Precinct 1								
Polling	-	-	-	-	-	-	-	-
AVCB (if used)	-	-	-	-	-	-	-	-
Total	-	-	-	-	-	-	-	-
Marilla Township, Precinct 1								
Polling	-	-	-	-	-	-	-	-
AVCB (if used)	-	-	-	-	-	-	-	-
Total	-	-	-	-	-	-	-	-
Norman Township, Precinct 1								
Polling	-	-	-	-	-	-	-	-
AVCB (if used)	-	-	-	-	-	-	-	-
Total	-	-	-	-	-	-	-	-
Onckama Township, Precinct 1								
Polling	-	-	-	-	-	-	-	-
AVCB (if used)	-	-	-	-	-	-	-	-
Total	-	-	-	-	-	-	-	-
Pleasanton Township, Precinct 1								
Polling	-	-	-	-	-	-	-	-
AVCB (if used)	-	-	-	-	-	-	-	-
Total	-	-	-	-	-	-	-	-
Springdale Township, Precinct 1								
Polling	-	-	-	-	-	-	-	-
AVCB (if used)	-	-	-	-	-	-	-	-
Total	-	-	-	-	-	-	-	-

Statement of Votes Cast
Manistee County Michigan
Official Election Results
August 2, 2016 Primary Election

Date:08/04/16
Time:16:34:04
Page:318 of 386

DEM C-Manistee 1 Delegate									
	Reg. Voters	Times Counted	Total Votes	Rick Schrock (DEM)		Lee Trucks (DEM)		Write-In Votes	
Stronach Township, Precinct 1									
Polling	-	-	-	-	-	-	-	-	-
AVCB (if used)	-	-	-	-	-	-	-	-	-
Total	-	-	-	-	-	-	-	-	-
Total									
Polling	2287	384	149	65	43.62%	84	56.38%	0	0.00%
AVCB (if used)	2287	416	153	71	46.41%	77	50.33%	5	3.27%
Total	2287	800	302	136	45.03%	161	53.31%	5	1.66%

Statement of Votes Cast
Manistee County Michigan
Official Election Results
August 2, 2016 Primary Election

Date:08/04/16
Time:16:34:04
Page:319 of 386

	DEM C-Manistee 2 Delegate						
	Reg. Voters	Times Counted	Total Votes	David Alan Berns (DEM)		Write-In Votes	
Jurisdiction Wide							
City of Manistee, Precinct 1							
Polling	-	-	-	-	-	-	-
AVCB (if used)	-	-	-	-	-	-	-
Total	-	-	-	-	-	-	-
City of Manistee, Precinct 2							
Polling	2537	347	76	71	93.42%	5	6.58%
AVCB (if used)	2537	270	69	69	100.00%	0	0.00%
Total	2537	617	145	140	96.55%	5	3.45%
Arcadia Township, Precinct 1							
Polling	-	-	-	-	-	-	-
AVCB (if used)	-	-	-	-	-	-	-
Total	-	-	-	-	-	-	-
Bear Lake Township, Precinct 1							
Polling	-	-	-	-	-	-	-
AVCB (if used)	-	-	-	-	-	-	-
Total	-	-	-	-	-	-	-
Brown Township, Precinct 1							
Polling	-	-	-	-	-	-	-
AVCB (if used)	-	-	-	-	-	-	-
Total	-	-	-	-	-	-	-
Cleon Township, Precinct 1							
Polling	-	-	-	-	-	-	-
AVCB (if used)	-	-	-	-	-	-	-
Total	-	-	-	-	-	-	-
Dickson Township, Precinct 1							
Polling	-	-	-	-	-	-	-
AVCB (if used)	-	-	-	-	-	-	-
Total	-	-	-	-	-	-	-
Charter Township of Filer, Precinct 1							
Polling	-	-	-	-	-	-	-
AVCB (if used)	-	-	-	-	-	-	-
Total	-	-	-	-	-	-	-
Manistee Township, Precinct 1							
Polling	-	-	-	-	-	-	-
AVCB (if used)	-	-	-	-	-	-	-
Total	-	-	-	-	-	-	-
Maple Grove Township, Precinct 1							
Polling	-	-	-	-	-	-	-
AVCB (if used)	-	-	-	-	-	-	-
Total	-	-	-	-	-	-	-
Marilla Township, Precinct 1							
Polling	-	-	-	-	-	-	-
AVCB (if used)	-	-	-	-	-	-	-
Total	-	-	-	-	-	-	-
Norman Township, Precinct 1							
Polling	-	-	-	-	-	-	-
AVCB (if used)	-	-	-	-	-	-	-
Total	-	-	-	-	-	-	-
Oneskama Township, Precinct 1							
Polling	-	-	-	-	-	-	-
AVCB (if used)	-	-	-	-	-	-	-
Total	-	-	-	-	-	-	-
Pleasanton Township, Precinct 1							
Polling	-	-	-	-	-	-	-
AVCB (if used)	-	-	-	-	-	-	-
Total	-	-	-	-	-	-	-
Springdale Township, Precinct 1							
Polling	-	-	-	-	-	-	-
AVCB (if used)	-	-	-	-	-	-	-
Total	-	-	-	-	-	-	-

Statement of Votes Cast
Manistee County Michigan
Official Election Results
August 2, 2016 Primary Election

Date:08/04/16
Time:16:34:04
Page:320 of 386

DEM C-Manistee 2 Delegate							
	Reg. Voters	Times Counted	Total Votes	David Alan Berns (DEM)		Write-In Votes	
Stronach Township, Precinct 1							
Polling	-	-	-	-	-	-	-
AVCB (if used)	-	-	-	-	-	-	-
Total	-	-	-	-	-	-	-
Total							
Polling	2537	347	76	71	93.42%	5	6.58%
AVCB (if used)	2537	270	69	69	100.00%	0	0.00%
Total	2537	617	145	140	96.55%	5	3.45%

Statement of Votes Cast
Manistee County Michigan
Official Election Results
August 2, 2016 Primary Election

Date:08/04/16
Time:16:34:04
Page:321 of 386

	DEM Arcadia 1 Delegate			
	Reg. Voters	Times Counted	Total Votes	Write-In Votes
Jurisdiction Wide				
City of Manistee, Precinct 1				
Polling	-	-	-	-
AVCB (if used)	-	-	-	-
Total	-	-	-	-
City of Manistee, Precinct 2				
Polling	-	-	-	-
AVCB (if used)	-	-	-	-
Total	-	-	-	-
Arcadia Township, Precinct 1				
Polling	569	217	16	16 100.00%
AVCB (if used)	569	0	0	0
Total	569	217	16	16 100.00%
Bear Lake Township, Precinct 1				
Polling	-	-	-	-
AVCB (if used)	-	-	-	-
Total	-	-	-	-
Brown Township, Precinct 1				
Polling	-	-	-	-
AVCB (if used)	-	-	-	-
Total	-	-	-	-
Cleon Township, Precinct 1				
Polling	-	-	-	-
AVCB (if used)	-	-	-	-
Total	-	-	-	-
Dickson Township, Precinct 1				
Polling	-	-	-	-
AVCB (if used)	-	-	-	-
Total	-	-	-	-
Charter Township of Filer, Precinct 1				
Polling	-	-	-	-
AVCB (if used)	-	-	-	-
Total	-	-	-	-
Manistee Township, Precinct 1				
Polling	-	-	-	-
AVCB (if used)	-	-	-	-
Total	-	-	-	-
Maple Grove Township, Precinct 1				
Polling	-	-	-	-
AVCB (if used)	-	-	-	-
Total	-	-	-	-
Marilla Township, Precinct 1				
Polling	-	-	-	-
AVCB (if used)	-	-	-	-
Total	-	-	-	-
Norman Township, Precinct 1				
Polling	-	-	-	-
AVCB (if used)	-	-	-	-
Total	-	-	-	-
Oneskama Township, Precinct 1				
Polling	-	-	-	-
AVCB (if used)	-	-	-	-
Total	-	-	-	-
Pleasanton Township, Precinct 1				
Polling	-	-	-	-
AVCB (if used)	-	-	-	-
Total	-	-	-	-
Springdale Township, Precinct 1				
Polling	-	-	-	-
AVCB (if used)	-	-	-	-
Total	-	-	-	-

Statement of Votes Cast
Manistee County Michigan
Official Election Results
August 2, 2016 Primary Election

Date:08/04/16
Time:16:34:04
Page:322 of 386

	DEM Arcadia 1 Delegate			
	Reg. Voters	Times Counted	Total Votes	Write-In Votes
Stronach Township, Precinct 1				
Polling	-	-	-	-
AVCB (if used)	-	-	-	-
Total	-	-	-	-
Total				
Polling	569	217	16	16 100.00%
AVCB (if used)	569	0	0	0
Total	569	217	16	16 100.00%

Statement of Votes Cast
Manistee County Michigan
Official Election Results
August 2, 2016 Primary Election

Date:08/04/16
Time:16:34:04
Page:323 of 386

	DEM Bear Lk 1 Delegate			
	Reg. Voters	Times Counted	Total Votes	Write-In Votes
Jurisdiction Wide				
City of Manistee, Precinct 1				
Polling	-	-	-	-
AVCB (if used)	-	-	-	-
Total	-	-	-	-
City of Manistee, Precinct 2				
Polling	-	-	-	-
AVCB (if used)	-	-	-	-
Total	-	-	-	-
Arcadia Township, Precinct 1				
Polling	-	-	-	-
AVCB (if used)	-	-	-	-
Total	-	-	-	-
Bear Lake Township, Precinct 1				
Polling	1423	446	17	17 100.00%
AVCB (if used)	1423	0	0	0
Total	1423	446	17	17 100.00%
Brown Township, Precinct 1				
Polling	-	-	-	-
AVCB (if used)	-	-	-	-
Total	-	-	-	-
Clecon Township, Precinct 1				
Polling	-	-	-	-
AVCB (if used)	-	-	-	-
Total	-	-	-	-
Dickson Township, Precinct 1				
Polling	-	-	-	-
AVCB (if used)	-	-	-	-
Total	-	-	-	-
Charter Township of Filer, Precinct 1				
Polling	-	-	-	-
AVCB (if used)	-	-	-	-
Total	-	-	-	-
Manistee Township, Precinct 1				
Polling	-	-	-	-
AVCB (if used)	-	-	-	-
Total	-	-	-	-
Maple Grove Township, Precinct 1				
Polling	-	-	-	-
AVCB (if used)	-	-	-	-
Total	-	-	-	-
Marilla Township, Precinct 1				
Polling	-	-	-	-
AVCB (if used)	-	-	-	-
Total	-	-	-	-
Norman Township, Precinct 1				
Polling	-	-	-	-
AVCB (if used)	-	-	-	-
Total	-	-	-	-
Onokama Township, Precinct 1				
Polling	-	-	-	-
AVCB (if used)	-	-	-	-
Total	-	-	-	-
Pleasanton Township, Precinct 1				
Polling	-	-	-	-
AVCB (if used)	-	-	-	-
Total	-	-	-	-
Springdale Township, Precinct 1				
Polling	-	-	-	-
AVCB (if used)	-	-	-	-
Total	-	-	-	-

Statement of Votes Cast
Manistee County Michigan
Official Election Results
August 2, 2016 Primary Election

Date:08/04/16
Time:16:34:04
Page:324 of 386

	DEM Bear Lk 1 Delegate			
	Reg. Voters	Times Counted	Total Votes	Write-In Votes
Stronach Township, Precinct 1				
Polling	-	-	-	-
AVCB (if used)	-	-	-	-
Total	-	-	-	-
Total				
Polling	1423	446	17	17 100.00%
AVCB (if used)	1423	0	0	0 -
Total	1423	446	17	17 100.00%

Statement of Votes Cast
Manistee County Michigan
Official Election Results
August 2, 2016 Primary Election

Date:08/04/16
Time:16:34:04
Page:325 of 386

	DEM Brown 1 Delegate				DEM Cleon 1 Delegate			
	Reg. Voters	Times Counted	Total Votes	Write-In Votes	Reg. Voters	Times Counted	Total Votes	Write-In Votes
Jurisdiction Wide								
City of Manistee, Precinct 1								
Polling	-	-	-	-	-	-	-	-
AVCB (if used)	-	-	-	-	-	-	-	-
Total	-	-	-	-	-	-	-	-
City of Manistee, Precinct 2								
Polling	-	-	-	-	-	-	-	-
AVCB (if used)	-	-	-	-	-	-	-	-
Total	-	-	-	-	-	-	-	-
Arcadia Township, Precinct 1								
Polling	-	-	-	-	-	-	-	-
AVCB (if used)	-	-	-	-	-	-	-	-
Total	-	-	-	-	-	-	-	-
Bear Lake Township, Precinct 1								
Polling	-	-	-	-	-	-	-	-
AVCB (if used)	-	-	-	-	-	-	-	-
Total	-	-	-	-	-	-	-	-
Brown Township, Precinct 1								
Polling	581	179	3	3 100.00%	-	-	-	-
AVCB (if used)	581	0	0	0	-	-	-	-
Total	581	179	3	3 100.00%	-	-	-	-
Cleon Township, Precinct 1								
Polling	-	-	-	-	771	103	3	3 100.00%
AVCB (if used)	-	-	-	-	771	0	0	0
Total	-	-	-	-	771	103	3	3 100.00%
Dickson Township, Precinct 1								
Polling	-	-	-	-	-	-	-	-
AVCB (if used)	-	-	-	-	-	-	-	-
Total	-	-	-	-	-	-	-	-
Charter Township of Filer, Precinct 1								
Polling	-	-	-	-	-	-	-	-
AVCB (if used)	-	-	-	-	-	-	-	-
Total	-	-	-	-	-	-	-	-
Manistee Township, Precinct 1								
Polling	-	-	-	-	-	-	-	-
AVCB (if used)	-	-	-	-	-	-	-	-
Total	-	-	-	-	-	-	-	-
Maple Grove Township, Precinct 1								
Polling	-	-	-	-	-	-	-	-
AVCB (if used)	-	-	-	-	-	-	-	-
Total	-	-	-	-	-	-	-	-
Marilla Township, Precinct 1								
Polling	-	-	-	-	-	-	-	-
AVCB (if used)	-	-	-	-	-	-	-	-
Total	-	-	-	-	-	-	-	-
Norman Township, Precinct 1								
Polling	-	-	-	-	-	-	-	-
AVCB (if used)	-	-	-	-	-	-	-	-
Total	-	-	-	-	-	-	-	-
Onkama Township, Precinct 1								
Polling	-	-	-	-	-	-	-	-
AVCB (if used)	-	-	-	-	-	-	-	-
Total	-	-	-	-	-	-	-	-
Pleasanton Township, Precinct 1								
Polling	-	-	-	-	-	-	-	-
AVCB (if used)	-	-	-	-	-	-	-	-
Total	-	-	-	-	-	-	-	-
Springdale Township, Precinct 1								
Polling	-	-	-	-	-	-	-	-
AVCB (if used)	-	-	-	-	-	-	-	-
Total	-	-	-	-	-	-	-	-

Statement of Votes Cast
Manistee County Michigan
Official Election Results
August 2, 2016 Primary Election

Date:08/04/16
Time:16:34:04
Page:326 of 386

	DEM Brown 1 Delegate				DEM Cleon 1 Delegate			
	Reg. Voters	Times Counted	Total Votes	Write-In Votes	Reg. Voters	Times Counted	Total Votes	Write-In Votes
Stronach Township, Precinct 1								
Polling	-	-	-	-	-	-	-	-
AVCB (if used)	-	-	-	-	-	-	-	-
Total	-	-	-	-	-	-	-	-
Total								
Polling	581	179	3	3 100.00%	771	103	3	3 100.00%
AVCB (if used)	581	0	0	0	771	0	0	0
Total	581	179	3	3 100.00%	771	103	3	3 100.00%

Statement of Votes Cast
Manistee County Michigan
Official Election Results
August 2, 2016 Primary Election

Date:08/04/16
Time:16:34:04
Page:327 of 386

	DEM Dickson 1 Delegate			
	Reg. Voters	Times Counted	Total Votes	Write-In Votes
Jurisdiction Wide				
City of Manistee, Precinct 1				
Polling	-	-	-	-
AVCB (if used)	-	-	-	-
Total	-	-	-	-
City of Manistec, Precinct 2				
Polling	-	-	-	-
AVCB (if used)	-	-	-	-
Total	-	-	-	-
Arcadia Township, Precinct 1				
Polling	-	-	-	-
AVCB (if used)	-	-	-	-
Total	-	-	-	-
Bear Lake Township, Precinct 1				
Polling	-	-	-	-
AVCB (if used)	-	-	-	-
Total	-	-	-	-
Brown Township, Precinct 1				
Polling	-	-	-	-
AVCB (if used)	-	-	-	-
Total	-	-	-	-
Clcon Township, Precinct 1				
Polling	-	-	-	-
AVCB (if used)	-	-	-	-
Total	-	-	-	-
Dickson Township, Precinct 1				
Polling	758	196	4	4 100.00%
AVCB (if used)	758	0	0	0
Total	758	196	4	4 100.00%
Charter Township of Filer, Precinct 1				
Polling	-	-	-	-
AVCB (if used)	-	-	-	-
Total	-	-	-	-
Manistec Township, Precinct 1				
Polling	-	-	-	-
AVCB (if used)	-	-	-	-
Total	-	-	-	-
Maple Grove Township, Precinct 1				
Polling	-	-	-	-
AVCB (if used)	-	-	-	-
Total	-	-	-	-
Marilla Township, Precinct 1				
Polling	-	-	-	-
AVCB (if used)	-	-	-	-
Total	-	-	-	-
Norman Township, Precinct 1				
Polling	-	-	-	-
AVCB (if used)	-	-	-	-
Total	-	-	-	-
Onokama Township, Precinct 1				
Polling	-	-	-	-
AVCB (if used)	-	-	-	-
Total	-	-	-	-
Pleasanton Township, Precinct 1				
Polling	-	-	-	-
AVCB (if used)	-	-	-	-
Total	-	-	-	-
Springdale Township, Precinct 1				
Polling	-	-	-	-
AVCB (if used)	-	-	-	-
Total	-	-	-	-

Statement of Votes Cast
Manistee County Michigan
Official Election Results
August 2, 2016 Primary Election

Date:08/04/16
Time:16:34:04
Page:328 of 386

	DEM Dickson 1 Delegate			
	Reg. Voters	Times Counted	Total Votes	Write-In Votes
Stronach Township, Precinct 1				
Polling	-	-	-	-
AVCB (if used)	-	-	-	-
Total	-	-	-	-
Total				
Polling	758	196	4	4 100.00%
AVCB (if used)	758	0	0	0
Total	758	196	4	4 100.00%

Statement of Votes Cast
Manistee County Michigan
Official Election Results
August 2, 2016 Primary Election

Date:08/04/16
Time:16:34:04
Page:329 of 386

	DEM Filer 1 Delegate						
	Reg. Voters	Times Counted	Total Votes	Al Frye (DEM)		Write-In Votes	
Jurisdiction Wide							
City of Manistee, Precinct 1							
Polling	-	-	-	-	-	-	-
AVCB (if used)	-	-	-	-	-	-	-
Total	-	-	-	-	-	-	-
City of Manistee, Precinct 2							
Polling	-	-	-	-	-	-	-
AVCB (if used)	-	-	-	-	-	-	-
Total	-	-	-	-	-	-	-
Arcadia Township, Precinct 1							
Polling	-	-	-	-	-	-	-
AVCB (if used)	-	-	-	-	-	-	-
Total	-	-	-	-	-	-	-
Bear Lake Township, Precinct 1							
Polling	-	-	-	-	-	-	-
AVCB (if used)	-	-	-	-	-	-	-
Total	-	-	-	-	-	-	-
Brown Township, Precinct 1							
Polling	-	-	-	-	-	-	-
AVCB (if used)	-	-	-	-	-	-	-
Total	-	-	-	-	-	-	-
Cleon Township, Precinct 1							
Polling	-	-	-	-	-	-	-
AVCB (if used)	-	-	-	-	-	-	-
Total	-	-	-	-	-	-	-
Dickson Township, Precinct 1							
Polling	-	-	-	-	-	-	-
AVCB (if used)	-	-	-	-	-	-	-
Total	-	-	-	-	-	-	-
Charter Township of Filer, Precinct 1							
Polling	1960	740	227	222	97.80%	5	2.20%
AVCB (if used)	1960	0	0	0	-	0	-
Total	1960	740	227	222	97.80%	5	2.20%
Manistee Township, Precinct 1							
Polling	-	-	-	-	-	-	-
AVCB (if used)	-	-	-	-	-	-	-
Total	-	-	-	-	-	-	-
Maple Grove Township, Precinct 1							
Polling	-	-	-	-	-	-	-
AVCB (if used)	-	-	-	-	-	-	-
Total	-	-	-	-	-	-	-
Marilla Township, Precinct 1							
Polling	-	-	-	-	-	-	-
AVCB (if used)	-	-	-	-	-	-	-
Total	-	-	-	-	-	-	-
Norman Township, Precinct 1							
Polling	-	-	-	-	-	-	-
AVCB (if used)	-	-	-	-	-	-	-
Total	-	-	-	-	-	-	-
Onkama Township, Precinct 1							
Polling	-	-	-	-	-	-	-
AVCB (if used)	-	-	-	-	-	-	-
Total	-	-	-	-	-	-	-
Pleasanton Township, Precinct 1							
Polling	-	-	-	-	-	-	-
AVCB (if used)	-	-	-	-	-	-	-
Total	-	-	-	-	-	-	-
Springdale Township, Precinct 1							
Polling	-	-	-	-	-	-	-
AVCB (if used)	-	-	-	-	-	-	-
Total	-	-	-	-	-	-	-

Statement of Votes Cast
Manistee County Michigan
Official Election Results
August 2, 2016 Primary Election

Date:08/04/16
Time:16:34:04
Page:330 of 386

	DEM Filer 1 Delegate					
	Reg. Voters	Times Counted	Total Votes	Al Frye (DEM)	Write-In Votes	
Stronach Township, Precinct I						
Polling	-	-	-	-	-	-
AVCB (if used)	-	-	-	-	-	-
Total	-	-	-	-	-	-
Total						
Polling	1960	740	227	222 97.80%	5 2.20%	
AVCB (if used)	1960	0	0	0 -	0 -	
Total	1960	740	227	222 97.80%	5 2.20%	

Statement of Votes Cast
Manistee County Michigan
Official Election Results
August 2, 2016 Primary Election

Date:08/04/16
Time:16:34:04
Page:331 of 386

	DEM Manistee 1 Delegate					
	Reg. Voters	Times Counted	Total Votes	Gary Madden (DEM)	Write-In Votes	
Jurisdiction Wide						
City of Manistee, Precinct 1						
Polling	-	-	-	-	-	-
AVCB (if used)	-	-	-	-	-	-
Total	-	-	-	-	-	-
City of Manistee, Precinct 2						
Polling	-	-	-	-	-	-
AVCB (if used)	-	-	-	-	-	-
Total	-	-	-	-	-	-
Arcadia Township, Precinct 1						
Polling	-	-	-	-	-	-
AVCB (if used)	-	-	-	-	-	-
Total	-	-	-	-	-	-
Bear Lake Township, Precinct 1						
Polling	-	-	-	-	-	-
AVCB (if used)	-	-	-	-	-	-
Total	-	-	-	-	-	-
Brown Township, Precinct 1						
Polling	-	-	-	-	-	-
AVCB (if used)	-	-	-	-	-	-
Total	-	-	-	-	-	-
Clecon Township, Precinct 1						
Polling	-	-	-	-	-	-
AVCB (if used)	-	-	-	-	-	-
Total	-	-	-	-	-	-
Dickson Township, Precinct 1						
Polling	-	-	-	-	-	-
AVCB (if used)	-	-	-	-	-	-
Total	-	-	-	-	-	-
Charter Township of Filer, Precinct 1						
Polling	-	-	-	-	-	-
AVCB (if used)	-	-	-	-	-	-
Total	-	-	-	-	-	-
Manistee Township, Precinct 1						
Polling	2582	509	102	96 94.12%	6 5.88%	
AVCB (if used)	2582	328	86	84 97.67%	2 2.33%	
Total	2582	837	188	180 95.74%	8 4.26%	
Maple Grove Township, Precinct 1						
Polling	-	-	-	-	-	-
AVCB (if used)	-	-	-	-	-	-
Total	-	-	-	-	-	-
Marilla Township, Precinct 1						
Polling	-	-	-	-	-	-
AVCB (if used)	-	-	-	-	-	-
Total	-	-	-	-	-	-
Norman Township, Precinct 1						
Polling	-	-	-	-	-	-
AVCB (if used)	-	-	-	-	-	-
Total	-	-	-	-	-	-
Oneskama Township, Precinct 1						
Polling	-	-	-	-	-	-
AVCB (if used)	-	-	-	-	-	-
Total	-	-	-	-	-	-
Pleasanton Township, Precinct 1						
Polling	-	-	-	-	-	-
AVCB (if used)	-	-	-	-	-	-
Total	-	-	-	-	-	-
Springdale Township, Precinct 1						
Polling	-	-	-	-	-	-
AVCB (if used)	-	-	-	-	-	-
Total	-	-	-	-	-	-

Statement of Votes Cast
Manistee County Michigan
Official Election Results
August 2, 2016 Primary Election

Date:08/04/16
Time:16:34:04
Page:332 of 386

	DEM Manistee 1 Delegate					
	Reg. Voters	Times Counted	Total Votes	Gary Madden (DEM)		Write-In Votes
Stronach Township, Precinct 1						
Polling	-	-	-	-	-	-
AVCB (if used)	-	-	-	-	-	-
Total	-	-	-	-	-	-
Total						
Polling	2582	509	102	96	94.12%	6 5.88%
AVCB (if used)	2582	328	86	84	97.67%	2 2.33%
Total	2582	837	188	180	95.74%	8 4.26%

Statement of Votes Cast
Manistee County Michigan
Official Election Results
August 2, 2016 Primary Election

Date:08/04/16
Time:16:34:04
Page:333 of 386

	DEM Maple Grv Delegate						
	Rcg. Voters	Times Counted	Total Votes	Rosemary Strine (DEM)		Write-In Votes	
Jurisdiction Wide							
City of Manistee, Precinct 1							
Polling	-	-	-	-	-	-	-
AVCB (if used)	-	-	-	-	-	-	-
Total	-	-	-	-	-	-	-
City of Manistee, Precinct 2							
Polling	-	-	-	-	-	-	-
AVCB (if used)	-	-	-	-	-	-	-
Total	-	-	-	-	-	-	-
Arcadia Township, Precinct 1							
Polling	-	-	-	-	-	-	-
AVCB (if used)	-	-	-	-	-	-	-
Total	-	-	-	-	-	-	-
Bear Lake Township, Precinct 1							
Polling	-	-	-	-	-	-	-
AVCB (if used)	-	-	-	-	-	-	-
Total	-	-	-	-	-	-	-
Brown Township, Precinct 1							
Polling	-	-	-	-	-	-	-
AVCB (if used)	-	-	-	-	-	-	-
Total	-	-	-	-	-	-	-
Cleon Township, Precinct 1							
Polling	-	-	-	-	-	-	-
AVCB (if used)	-	-	-	-	-	-	-
Total	-	-	-	-	-	-	-
Dickson Township, Precinct 1							
Polling	-	-	-	-	-	-	-
AVCB (if used)	-	-	-	-	-	-	-
Total	-	-	-	-	-	-	-
Charter Township of Filer, Precinct 1							
Polling	-	-	-	-	-	-	-
AVCB (if used)	-	-	-	-	-	-	-
Total	-	-	-	-	-	-	-
Manistee Township, Precinct 1							
Polling	-	-	-	-	-	-	-
AVCB (if used)	-	-	-	-	-	-	-
Total	-	-	-	-	-	-	-
Maple Grove Township, Precinct 1							
Polling	972	232	56	52	92.86%	4	7.14%
AVCB (if used)	972	0	0	0	-	0	-
Total	972	232	56	52	92.86%	4	7.14%
Marilla Township, Precinct 1							
Polling	-	-	-	-	-	-	-
AVCB (if used)	-	-	-	-	-	-	-
Total	-	-	-	-	-	-	-
Norman Township, Precinct 1							
Polling	-	-	-	-	-	-	-
AVCB (if used)	-	-	-	-	-	-	-
Total	-	-	-	-	-	-	-
Onkama Township, Precinct 1							
Polling	-	-	-	-	-	-	-
AVCB (if used)	-	-	-	-	-	-	-
Total	-	-	-	-	-	-	-
Pleasanton Township, Precinct 1							
Polling	-	-	-	-	-	-	-
AVCB (if used)	-	-	-	-	-	-	-
Total	-	-	-	-	-	-	-
Springdale Township, Precinct 1							
Polling	-	-	-	-	-	-	-
AVCB (if used)	-	-	-	-	-	-	-
Total	-	-	-	-	-	-	-

Statement of Votes Cast
Manistee County Michigan
Official Election Results
August 2, 2016 Primary Election

Date:08/04/16
Time:16:34:04
Page:334 of 386

	DEM Maple Grv Delegate						
	Reg. Voters	Times Counted	Total Votes	Rosemary Strinc (DEM)		Write-In Votes	
Stronach Township, Precinct 1							
Polling	-	-	-	-	-	-	-
AVCB (if used)	-	-	-	-	-	-	-
Total	-	-	-	-	-	-	-
Total							
Polling	972	232	56	52	92.86%	4	7.14%
AVCB (if used)	972	0	0	0	-	0	-
Total	972	232	56	52	92.86%	4	7.14%

Statement of Votes Cast
Manistee County Michigan
Official Election Results
August 2, 2016 Primary Election

Date:08/04/16
Time:16:34:04
Page:335 of 386

	DEM Marilla 1 Delegate				DEM Norman 1 Delegate			
	Reg. Voters	Times Counted	Total Votes	Write-In Votes	Reg. Voters	Times Counted	Total Votes	Write-In Votes
Jurisdiction Wide								
City of Manistee, Precinct 1								
Polling	-	-	-	-	-	-	-	-
AVCB (if used)	-	-	-	-	-	-	-	-
Total	-	-	-	-	-	-	-	-
City of Manistee, Precinct 2								
Polling	-	-	-	-	-	-	-	-
AVCB (if used)	-	-	-	-	-	-	-	-
Total	-	-	-	-	-	-	-	-
Arcadia Township, Precinct 1								
Polling	-	-	-	-	-	-	-	-
AVCB (if used)	-	-	-	-	-	-	-	-
Total	-	-	-	-	-	-	-	-
Bear Lake Township, Precinct 1								
Polling	-	-	-	-	-	-	-	-
AVCB (if used)	-	-	-	-	-	-	-	-
Total	-	-	-	-	-	-	-	-
Brown Township, Precinct 1								
Polling	-	-	-	-	-	-	-	-
AVCB (if used)	-	-	-	-	-	-	-	-
Total	-	-	-	-	-	-	-	-
Cleon Township, Precinct 1								
Polling	-	-	-	-	-	-	-	-
AVCB (if used)	-	-	-	-	-	-	-	-
Total	-	-	-	-	-	-	-	-
Dickson Township, Precinct 1								
Polling	-	-	-	-	-	-	-	-
AVCB (if used)	-	-	-	-	-	-	-	-
Total	-	-	-	-	-	-	-	-
Charter Township of Filer, Precinct 1								
Polling	-	-	-	-	-	-	-	-
AVCB (if used)	-	-	-	-	-	-	-	-
Total	-	-	-	-	-	-	-	-
Manistee Township, Precinct 1								
Polling	-	-	-	-	-	-	-	-
AVCB (if used)	-	-	-	-	-	-	-	-
Total	-	-	-	-	-	-	-	-
Maple Grove Township, Precinct 1								
Polling	-	-	-	-	-	-	-	-
AVCB (if used)	-	-	-	-	-	-	-	-
Total	-	-	-	-	-	-	-	-
Marilla Township, Precinct 1								
Polling	310	77	1	1 100.00%	-	-	-	-
AVCB (if used)	310	0	0	0	-	-	-	-
Total	310	77	1	1 100.00%	-	-	-	-
Norman Township, Precinct 1								
Polling	-	-	-	-	1387	395	3	3 100.00%
AVCB (if used)	-	-	-	-	1387	0	0	0
Total	-	-	-	-	1387	395	3	3 100.00%
Onkama Township, Precinct 1								
Polling	-	-	-	-	-	-	-	-
AVCB (if used)	-	-	-	-	-	-	-	-
Total	-	-	-	-	-	-	-	-
Pleasanton Township, Precinct 1								
Polling	-	-	-	-	-	-	-	-
AVCB (if used)	-	-	-	-	-	-	-	-
Total	-	-	-	-	-	-	-	-
Springdale Township, Precinct 1								
Polling	-	-	-	-	-	-	-	-
AVCB (if used)	-	-	-	-	-	-	-	-
Total	-	-	-	-	-	-	-	-

Statement of Votes Cast
Manistee County Michigan
Official Election Results
August 2, 2016 Primary Election

Date:08/04/16
Time:16:34:04
Page:336 of 386

	DEM Marilla 1 Delegate				DEM Norman 1 Delegate			
	Reg. Voters	Times Counted	Total Votes	Write-In Votes	Reg. Voters	Times Counted	Total Votes	Write-In Votes
Stronach Township, Precinct 1								
Polling	-	-	-	-	-	-	-	-
AVCB (if used)	-	-	-	-	-	-	-	-
Total	-	-	-	-	-	-	-	-
Total								
Polling	310	77	1	1 100.00%	1387	395	3	3 100.00%
AVCB (if used)	310	0	0	0 -	1387	0	0	0 -
Total	310	77	1	1 100.00%	1387	395	3	3 100.00%

Statement of Votes Cast
Manistee County Michigan
Official Election Results
August 2, 2016 Primary Election

Date:08/04/16
Time:16:34:04
Page:337 of 386

	DEM Onckama 1 Delegate						
	Reg. Voters	Times Counted	Total Votes	Judith P. Cunningham (DEM)		Write-In Votes	
Jurisdiction Wide							
City of Manistee, Precinct 1							
Polling	-	-	-	-	-	-	-
AVCB (if used)	-	-	-	-	-	-	-
Total	-	-	-	-	-	-	-
City of Manistee, Precinct 2							
Polling	-	-	-	-	-	-	-
AVCB (if used)	-	-	-	-	-	-	-
Total	-	-	-	-	-	-	-
Arcadia Township, Precinct 1							
Polling	-	-	-	-	-	-	-
AVCB (if used)	-	-	-	-	-	-	-
Total	-	-	-	-	-	-	-
Bear Lake Township, Precinct 1							
Polling	-	-	-	-	-	-	-
AVCB (if used)	-	-	-	-	-	-	-
Total	-	-	-	-	-	-	-
Brown Township, Precinct 1							
Polling	-	-	-	-	-	-	-
AVCB (if used)	-	-	-	-	-	-	-
Total	-	-	-	-	-	-	-
Clecon Township, Precinct 1							
Polling	-	-	-	-	-	-	-
AVCB (if used)	-	-	-	-	-	-	-
Total	-	-	-	-	-	-	-
Dickson Township, Precinct 1							
Polling	-	-	-	-	-	-	-
AVCB (if used)	-	-	-	-	-	-	-
Total	-	-	-	-	-	-	-
Charter Township of Filer, Precinct 1							
Polling	-	-	-	-	-	-	-
AVCB (if used)	-	-	-	-	-	-	-
Total	-	-	-	-	-	-	-
Manistee Township, Precinct 1							
Polling	-	-	-	-	-	-	-
AVCB (if used)	-	-	-	-	-	-	-
Total	-	-	-	-	-	-	-
Maple Grove Township, Precinct 1							
Polling	-	-	-	-	-	-	-
AVCB (if used)	-	-	-	-	-	-	-
Total	-	-	-	-	-	-	-
Marilla Township, Precinct 1							
Polling	-	-	-	-	-	-	-
AVCB (if used)	-	-	-	-	-	-	-
Total	-	-	-	-	-	-	-
Norman Township, Precinct 1							
Polling	-	-	-	-	-	-	-
AVCB (if used)	-	-	-	-	-	-	-
Total	-	-	-	-	-	-	-
Onckama Township, Precinct 1							
Polling	1257	510	116	112	96.55%	4	3.45%
AVCB (if used)	1257	0	0	0	-	0	-
Total	1257	510	116	112	96.55%	4	3.45%
Pleasanton Township, Precinct 1							
Polling	-	-	-	-	-	-	-
AVCB (if used)	-	-	-	-	-	-	-
Total	-	-	-	-	-	-	-
Springdale Township, Precinct 1							
Polling	-	-	-	-	-	-	-
AVCB (if used)	-	-	-	-	-	-	-
Total	-	-	-	-	-	-	-

Statement of Votes Cast
Manistee County Michigan
Official Election Results
August 2, 2016 Primary Election

Date:08/04/16
Time:16:34:04
Page:338 of 386

	DEM Onekama 1 Delegate						
	Reg. Voters	Times Counted	Total Votes	Judith P. Cunningham (DEM)		Write-In Votes	
Stronach Township, Precinct 1							
Polling	-	-	-	-	-	-	-
AVCB (if used)	-	-	-	-	-	-	-
Total	-	-	-	-	-	-	-
Total							
Polling	1257	510	116	112	96.55%	4	3.45%
AVCB (if used)	1257	0	0	0	-	0	-
Total	1257	510	116	112	96.55%	4	3.45%

Statement of Votes Cast
Manistee County Michigan
Official Election Results
August 2, 2016 Primary Election

Date:08/04/16
Time:16:34:04
Page:339 of 386

	DEM Pleasanton 1 Delegate				DEM Springdale 1 Delegate			
	Reg. Voters	Times Counted	Total Votes	Write-In Votes	Reg. Voters	Times Counted	Total Votes	Write-In Votes
Jurisdiction Wide								
City of Manistee, Precinct 1								
Polling	-	-	-	-	-	-	-	-
AVCB (if used)	-	-	-	-	-	-	-	-
Total	-	-	-	-	-	-	-	-
City of Manistee, Precinct 2								
Polling	-	-	-	-	-	-	-	-
AVCB (if used)	-	-	-	-	-	-	-	-
Total	-	-	-	-	-	-	-	-
Arcadia Township, Precinct 1								
Polling	-	-	-	-	-	-	-	-
AVCB (if used)	-	-	-	-	-	-	-	-
Total	-	-	-	-	-	-	-	-
Bear Lake Township, Precinct 1								
Polling	-	-	-	-	-	-	-	-
AVCB (if used)	-	-	-	-	-	-	-	-
Total	-	-	-	-	-	-	-	-
Brown Township, Precinct 1								
Polling	-	-	-	-	-	-	-	-
AVCB (if used)	-	-	-	-	-	-	-	-
Total	-	-	-	-	-	-	-	-
Cleon Township, Precinct 1								
Polling	-	-	-	-	-	-	-	-
AVCB (if used)	-	-	-	-	-	-	-	-
Total	-	-	-	-	-	-	-	-
Dickson Township, Precinct 1								
Polling	-	-	-	-	-	-	-	-
AVCB (if used)	-	-	-	-	-	-	-	-
Total	-	-	-	-	-	-	-	-
Charter Township of Filer, Precinct 1								
Polling	-	-	-	-	-	-	-	-
AVCB (if used)	-	-	-	-	-	-	-	-
Total	-	-	-	-	-	-	-	-
Manistee Township, Precinct 1								
Polling	-	-	-	-	-	-	-	-
AVCB (if used)	-	-	-	-	-	-	-	-
Total	-	-	-	-	-	-	-	-
Maple Grove Township, Precinct 1								
Polling	-	-	-	-	-	-	-	-
AVCB (if used)	-	-	-	-	-	-	-	-
Total	-	-	-	-	-	-	-	-
Marilla Township, Precinct 1								
Polling	-	-	-	-	-	-	-	-
AVCB (if used)	-	-	-	-	-	-	-	-
Total	-	-	-	-	-	-	-	-
Norman Township, Precinct 1								
Polling	-	-	-	-	-	-	-	-
AVCB (if used)	-	-	-	-	-	-	-	-
Total	-	-	-	-	-	-	-	-
Onokama Township, Precinct 1								
Polling	-	-	-	-	-	-	-	-
AVCB (if used)	-	-	-	-	-	-	-	-
Total	-	-	-	-	-	-	-	-
Pleasanton Township, Precinct 1								
Polling	684	195	2	2 100.00%	-	-	-	-
AVCB (if used)	684	0	0	0	-	-	-	-
Total	684	195	2	2 100.00%	-	-	-	-
Springdale Township, Precinct 1								
Polling	-	-	-	-	662	114	0	0
AVCB (if used)	-	-	-	-	662	0	0	0
Total	-	-	-	-	662	114	0	0

Statement of Votes Cast
Manistee County Michigan
Official Election Results
August 2, 2016 Primary Election

Date:08/04/16
Time:16:34:04
Page:340 of 386

	DEM Pleasanton 1 Delegate				DEM Springdale 1 Delegate			
	Reg. Voters	Times Counted	Total Votes	Write-In Votes	Reg. Voters	Times Counted	Total Votes	Write-In Votes
Stronach Township, Precinct 1								
Polling	-	-	-	-	-	-	-	-
AVCB (if used)	-	-	-	-	-	-	-	-
Total	-	-	-	-	-	-	-	-
Total								
Polling	684	195	2	2 100.00%	662	114	0	0
AVCB (if used)	684	0	0	0	662	0	0	0
Total	684	195	2	2 100.00%	662	114	0	0

Statement of Votes Cast
Manistee County Michigan
Official Election Results
August 2, 2016 Primary Election

Date:08/04/16
Time:16:34:04
Page:341 of 386

	DEM Stronach 1 Delegate			
	Reg. Voters	Times Counted	Total Votes	Write-In Votes
Jurisdiction Wide				
City of Manistee, Precinct 1				
Polling	-	-	-	-
AVCB (if used)	-	-	-	-
Total	-	-	-	-
City of Manistee, Precinct 2				
Polling	-	-	-	-
AVCB (if used)	-	-	-	-
Total	-	-	-	-
Arcadia Township, Precinct 1				
Polling	-	-	-	-
AVCB (if used)	-	-	-	-
Total	-	-	-	-
Bear Lake Township, Precinct 1				
Polling	-	-	-	-
AVCB (if used)	-	-	-	-
Total	-	-	-	-
Brown Township, Precinct 1				
Polling	-	-	-	-
AVCB (if used)	-	-	-	-
Total	-	-	-	-
Cleon Township, Precinct 1				
Polling	-	-	-	-
AVCB (if used)	-	-	-	-
Total	-	-	-	-
Dickson Township, Precinct 1				
Polling	-	-	-	-
AVCB (if used)	-	-	-	-
Total	-	-	-	-
Charter Township of Filer, Precinct 1				
Polling	-	-	-	-
AVCB (if used)	-	-	-	-
Total	-	-	-	-
Manistee Township, Precinct 1				
Polling	-	-	-	-
AVCB (if used)	-	-	-	-
Total	-	-	-	-
Maple Grove Township, Precinct 1				
Polling	-	-	-	-
AVCB (if used)	-	-	-	-
Total	-	-	-	-
Marilla Township, Precinct 1				
Polling	-	-	-	-
AVCB (if used)	-	-	-	-
Total	-	-	-	-
Norman Township, Precinct 1				
Polling	-	-	-	-
AVCB (if used)	-	-	-	-
Total	-	-	-	-
Onckama Township, Precinct 1				
Polling	-	-	-	-
AVCB (if used)	-	-	-	-
Total	-	-	-	-
Pleasanton Township, Precinct 1				
Polling	-	-	-	-
AVCB (if used)	-	-	-	-
Total	-	-	-	-
Springdale Township, Precinct 1				
Polling	-	-	-	-
AVCB (if used)	-	-	-	-
Total	-	-	-	-

Statement of Votes Cast
Manistee County Michigan
Official Election Results
August 2, 2016 Primary Election

Date:08/04/16
Time:16:34:04
Page:342 of 386

	DEM Stronach 1 Delegate			
	Reg. Voters	Times Counted	Total Votes	Write-In Votes
Stronach Township, Precinct 1				
Polling	715	198	6	6 100.00%
AVCB (if used)	715	0	0	0 -
Total	715	198	6	6 100.00%
Total				
Polling	715	198	6	6 100.00%
AVCB (if used)	715	0	0	0 -
Total	715	198	6	6 100.00%

Statement of Votes Cast
Manistee County Michigan
Official Election Results
August 2, 2016 Primary Election

Date:08/04/16
Time:16:34:04
Page:343 of 386

	County Med Care Prop						
	Reg. Voters	Times Counted	Total Votes	YES		NO	
Jurisdiction Wide							
City of Manistee, Precinct 1							
Polling	2287	384	353	290	82.15%	63	17.85%
AVCB (if used)	2287	416	386	304	78.76%	82	21.24%
Total	2287	800	739	594	80.38%	145	19.62%
City of Manistee, Precinct 2							
Polling	2537	347	306	221	72.22%	85	27.78%
AVCB (if used)	2537	270	251	204	81.27%	47	18.73%
Total	2537	617	557	425	76.30%	132	23.70%
Arcadia Township, Precinct 1							
Polling	569	217	195	147	75.38%	48	24.62%
AVCB (if used)	569	0	0	0	-	0	-
Total	569	217	195	147	75.38%	48	24.62%
Bear Lake Township, Precinct 1							
Polling	1423	446	358	230	64.25%	128	35.75%
AVCB (if used)	1423	0	0	0	-	0	-
Total	1423	446	358	230	64.25%	128	35.75%
Brown Township, Precinct 1							
Polling	581	179	158	111	70.25%	47	29.75%
AVCB (if used)	581	0	0	0	-	0	-
Total	581	179	158	111	70.25%	47	29.75%
Cleon Township, Precinct 1							
Polling	771	103	86	47	54.65%	39	45.35%
AVCB (if used)	771	0	0	0	-	0	-
Total	771	103	86	47	54.65%	39	45.35%
Dickson Township, Precinct 1							
Polling	758	196	171	119	69.59%	52	30.41%
AVCB (if used)	758	0	0	0	-	0	-
Total	758	196	171	119	69.59%	52	30.41%
Charter Township of Filer, Precinct 1							
Polling	1960	740	691	552	79.88%	139	20.12%
AVCB (if used)	1960	0	0	0	-	0	-
Total	1960	740	691	552	79.88%	139	20.12%
Manistee Township, Precinct 1							
Polling	2582	509	443	334	75.40%	109	24.60%
AVCB (if used)	2582	328	300	220	73.33%	80	26.67%
Total	2582	837	743	554	74.56%	189	25.44%
Maple Grove Township, Precinct 1							
Polling	972	232	201	145	72.14%	56	27.86%
AVCB (if used)	972	0	0	0	-	0	-
Total	972	232	201	145	72.14%	56	27.86%
Marilla Township, Precinct 1							
Polling	310	77	69	40	57.97%	29	42.03%
AVCB (if used)	310	0	0	0	-	0	-
Total	310	77	69	40	57.97%	29	42.03%
Norman Township, Precinct 1							
Polling	1387	395	346	214	61.85%	132	38.15%
AVCB (if used)	1387	0	0	0	-	0	-
Total	1387	395	346	214	61.85%	132	38.15%
Onckama Township, Precinct 1							
Polling	1257	510	452	342	75.66%	110	24.34%
AVCB (if used)	1257	0	0	0	-	0	-
Total	1257	510	452	342	75.66%	110	24.34%
Pleasanton Township, Precinct 1							
Polling	684	195	160	125	78.13%	35	21.88%
AVCB (if used)	684	0	0	0	-	0	-
Total	684	195	160	125	78.13%	35	21.88%
Springdale Township, Precinct 1							
Polling	662	114	99	67	67.68%	32	32.32%
AVCB (if used)	662	0	0	0	-	0	-
Total	662	114	99	67	67.68%	32	32.32%

Statement of Votes Cast
Manistee County Michigan
Official Election Results
August 2, 2016 Primary Election

Date:08/04/16
Time:16:34:04
Page:344 of 386

	County Med Care Prop						
	Reg. Voters	Times Counted	Total Votes	YES		NO	
Stronach Township, Precinct 1							
Polling	715	198	172	131	76.16%	41	23.84%
AVCB (if used)	715	0	0	0	-	0	-
Total	715	198	172	131	76.16%	41	23.84%
Total							
Polling	19455	4842	4260	3115	73.12%	1145	26.88%
AVCB (if used)	19455	1014	937	728	77.69%	209	22.31%
Total	19455	5856	5197	3843	73.95%	1354	26.05%

Statement of Votes Cast
Manistee County Michigan
Official Election Results
August 2, 2016 Primary Election

Date:08/04/16
Time:16:34:04
Page:345 of 386

	County Comm Age Prop					
	Reg. Voters	Times Counted	Total Votes	YES	NO	
Jurisdiction Wide						
City of Manistee, Precinct 1						
Polling	2287	384	352	284 80.68%	68 19.32%	
AVCB (if used)	2287	416	382	300 78.53%	82 21.47%	
Total	2287	800	734	584 79.56%	150 20.44%	
City of Manistee, Precinct 2						
Polling	2537	347	304	213 70.07%	91 29.93%	
AVCB (if used)	2537	270	253	212 83.79%	41 16.21%	
Total	2537	617	557	425 76.30%	132 23.70%	
Arcadia Township, Precinct 1						
Polling	569	217	193	144 74.61%	49 25.39%	
AVCB (if used)	569	0	0	0 -	0 -	
Total	569	217	193	144 74.61%	49 25.39%	
Bear Lake Township, Precinct 1						
Polling	1423	446	358	233 65.08%	125 34.92%	
AVCB (if used)	1423	0	0	0 -	0 -	
Total	1423	446	358	233 65.08%	125 34.92%	
Brown Township, Precinct 1						
Polling	581	179	158	119 75.32%	39 24.68%	
AVCB (if used)	581	0	0	0 -	0 -	
Total	581	179	158	119 75.32%	39 24.68%	
Cleon Township, Precinct 1						
Polling	771	103	87	54 62.07%	33 37.93%	
AVCB (if used)	771	0	0	0 -	0 -	
Total	771	103	87	54 62.07%	33 37.93%	
Dickson Township, Precinct 1						
Polling	758	196	170	121 71.18%	49 28.82%	
AVCB (if used)	758	0	0	0 -	0 -	
Total	758	196	170	121 71.18%	49 28.82%	
Charter Township of Filer, Precinct 1						
Polling	1960	740	695	539 77.55%	156 22.45%	
AVCB (if used)	1960	0	0	0 -	0 -	
Total	1960	740	695	539 77.55%	156 22.45%	
Manistee Township, Precinct 1						
Polling	2582	509	440	314 71.36%	126 28.64%	
AVCB (if used)	2582	328	300	221 73.67%	79 26.33%	
Total	2582	837	740	535 72.30%	205 27.70%	
Maple Grove Township, Precinct 1						
Polling	972	232	200	149 74.50%	51 25.50%	
AVCB (if used)	972	0	0	0 -	0 -	
Total	972	232	200	149 74.50%	51 25.50%	
Marilla Township, Precinct 1						
Polling	310	77	68	41 60.29%	27 39.71%	
AVCB (if used)	310	0	0	0 -	0 -	
Total	310	77	68	41 60.29%	27 39.71%	
Norman Township, Precinct 1						
Polling	1387	395	344	236 68.60%	108 31.40%	
AVCB (if used)	1387	0	0	0 -	0 -	
Total	1387	395	344	236 68.60%	108 31.40%	
Onkama Township, Precinct 1						
Polling	1257	510	454	337 74.23%	117 25.77%	
AVCB (if used)	1257	0	0	0 -	0 -	
Total	1257	510	454	337 74.23%	117 25.77%	
Pleasanton Township, Precinct 1						
Polling	684	195	160	127 79.38%	33 20.63%	
AVCB (if used)	684	0	0	0 -	0 -	
Total	684	195	160	127 79.38%	33 20.63%	
Springdale Township, Precinct 1						
Polling	662	114	98	73 74.49%	25 25.51%	
AVCB (if used)	662	0	0	0 -	0 -	
Total	662	114	98	73 74.49%	25 25.51%	

Statement of Votes Cast
Manistee County Michigan
Official Election Results
August 2, 2016 Primary Election

Date:08/04/16
Time:16:34:04
Page:346 of 386

	County Comm Age Prop						
	Reg. Voters	Times Counted	Total Votes	YES		NO	
Stronach Township, Precinct 1							
Polling	715	198	172	135	78.49%	37	21.51%
AVCB (if used)	715	0	0	0	-	0	-
Total	715	198	172	135	78.49%	37	21.51%
Total							
Polling	19455	4842	4253	3119	73.34%	1134	26.66%
AVCB (if used)	19455	1014	935	733	78.40%	202	21.60%
Total	19455	5856	5188	3852	74.25%	1336	25.75%

Statement of Votes Cast
Manistee County Michigan
Official Election Results
August 2, 2016 Primary Election

Date:08/04/16
Time:16:34:04
Page:347 of 386

	County Sep Tax Prop						
	Reg. Voters	Times Counted	Total Votes	YES		NO	
Jurisdiction Wide							
City of Manistee, Precinct 1							
Polling	2287	384	335	249	74.33%	86	25.67%
AVCB (if used)	2287	416	367	255	69.48%	112	30.52%
Total	2287	800	702	504	71.79%	198	28.21%
City of Manistee, Precinct 2							
Polling	2537	347	291	179	61.51%	112	38.49%
AVCB (if used)	2537	270	245	151	61.63%	94	38.37%
Total	2537	617	536	330	61.57%	206	38.43%
Arcadia Township, Precinct 1							
Polling	569	217	189	129	68.25%	60	31.75%
AVCB (if used)	569	0	0	0	-	0	-
Total	569	217	189	129	68.25%	60	31.75%
Bear Lake Township, Precinct 1							
Polling	1423	446	350	218	62.29%	132	37.71%
AVCB (if used)	1423	0	0	0	-	0	-
Total	1423	446	350	218	62.29%	132	37.71%
Brown Township, Precinct 1							
Polling	581	179	154	94	61.04%	60	38.96%
AVCB (if used)	581	0	0	0	-	0	-
Total	581	179	154	94	61.04%	60	38.96%
Cleon Township, Precinct 1							
Polling	771	103	82	38	46.34%	44	53.66%
AVCB (if used)	771	0	0	0	-	0	-
Total	771	103	82	38	46.34%	44	53.66%
Dickson Township, Precinct 1							
Polling	758	196	168	103	61.31%	65	38.69%
AVCB (if used)	758	0	0	0	-	0	-
Total	758	196	168	103	61.31%	65	38.69%
Charter Township of Filer, Precinct 1							
Polling	1960	740	661	443	67.02%	218	32.98%
AVCB (if used)	1960	0	0	0	-	0	-
Total	1960	740	661	443	67.02%	218	32.98%
Manistee Township, Precinct 1							
Polling	2582	509	428	270	63.08%	158	36.92%
AVCB (if used)	2582	328	294	183	62.24%	111	37.76%
Total	2582	837	722	453	62.74%	269	37.26%
Maple Grove Township, Precinct 1							
Polling	972	232	199	134	67.34%	65	32.66%
AVCB (if used)	972	0	0	0	-	0	-
Total	972	232	199	134	67.34%	65	32.66%
Marilla Township, Precinct 1							
Polling	310	77	68	40	58.82%	28	41.18%
AVCB (if used)	310	0	0	0	-	0	-
Total	310	77	68	40	58.82%	28	41.18%
Norman Township, Precinct 1							
Polling	1387	395	339	191	56.34%	148	43.66%
AVCB (if used)	1387	0	0	0	-	0	-
Total	1387	395	339	191	56.34%	148	43.66%
Onckama Township, Precinct 1							
Polling	1257	510	440	281	63.86%	159	36.14%
AVCB (if used)	1257	0	0	0	-	0	-
Total	1257	510	440	281	63.86%	159	36.14%
Pleasanton Township, Precinct 1							
Polling	684	195	147	103	70.07%	44	29.93%
AVCB (if used)	684	0	0	0	-	0	-
Total	684	195	147	103	70.07%	44	29.93%
Springdale Township, Precinct 1							
Polling	662	114	97	53	54.64%	44	45.36%
AVCB (if used)	662	0	0	0	-	0	-
Total	662	114	97	53	54.64%	44	45.36%

Statement of Votes Cast
Manistee County Michigan
Official Election Results
August 2, 2016 Primary Election

Date:08/04/16
Time:16:34:04
Page:348 of 386

	County Sep Tax Prop							
	Reg. Voters	Times Counted	Total Votes	YES		NO		
Stronach Township, Precinct 1								
Polling	715	198	166	107	64.46%	59	35.54%	
AVCB (if used)	715	0	0	0	-	0	-	
Total	715	198	166	107	64.46%	59	35.54%	
Total								
Polling	19455	4842	4114	2632	63.98%	1482	36.02%	
AVCB (if used)	19455	1014	906	589	65.01%	317	34.99%	
Total	19455	5856	5020	3221	64.16%	1799	35.84%	

Statement of Votes Cast
Manistee County Michigan
Official Election Results
August 2, 2016 Primary Election

Date:08/04/16
Time:16:34:04
Page:349 of 386

	Norman Twp Amb Prop					
	Reg. Voters	Times Counted	Total Votes	YES		NO
Jurisdiction Wide						
City of Manistee, Precinct 1						
Polling	-	-	-	-	-	-
AVCB (if used)	-	-	-	-	-	-
Total	-	-	-	-	-	-
City of Manistee, Precinct 2						
Polling	-	-	-	-	-	-
AVCB (if used)	-	-	-	-	-	-
Total	-	-	-	-	-	-
Arcadia Township, Precinct 1						
Polling	-	-	-	-	-	-
AVCB (if used)	-	-	-	-	-	-
Total	-	-	-	-	-	-
Bear Lake Township, Precinct 1						
Polling	-	-	-	-	-	-
AVCB (if used)	-	-	-	-	-	-
Total	-	-	-	-	-	-
Brown Township, Precinct 1						
Polling	-	-	-	-	-	-
AVCB (if used)	-	-	-	-	-	-
Total	-	-	-	-	-	-
Cleon Township, Precinct 1						
Polling	-	-	-	-	-	-
AVCB (if used)	-	-	-	-	-	-
Total	-	-	-	-	-	-
Dickson Township, Precinct 1						
Polling	-	-	-	-	-	-
AVCB (if used)	-	-	-	-	-	-
Total	-	-	-	-	-	-
Charter Township of Filer, Precinct 1						
Polling	-	-	-	-	-	-
AVCB (if used)	-	-	-	-	-	-
Total	-	-	-	-	-	-
Manistee Township, Precinct 1						
Polling	-	-	-	-	-	-
AVCB (if used)	-	-	-	-	-	-
Total	-	-	-	-	-	-
Maple Grove Township, Precinct 1						
Polling	-	-	-	-	-	-
AVCB (if used)	-	-	-	-	-	-
Total	-	-	-	-	-	-
Marilla Township, Precinct 1						
Polling	-	-	-	-	-	-
AVCB (if used)	-	-	-	-	-	-
Total	-	-	-	-	-	-
Norman Township, Precinct 1						
Polling	1387	395	352	216	61.36%	136 38.64%
AVCB (if used)	1387	0	0	0	-	0
Total	1387	395	352	216	61.36%	136 38.64%
Onkama Township, Precinct 1						
Polling	-	-	-	-	-	-
AVCB (if used)	-	-	-	-	-	-
Total	-	-	-	-	-	-
Pleasanton Township, Precinct 1						
Polling	-	-	-	-	-	-
AVCB (if used)	-	-	-	-	-	-
Total	-	-	-	-	-	-
Springdale Township, Precinct 1						
Polling	-	-	-	-	-	-
AVCB (if used)	-	-	-	-	-	-
Total	-	-	-	-	-	-

Statement of Votes Cast
Manistee County Michigan
Official Election Results
August 2, 2016 Primary Election

Date:08/04/16
Time:16:34:04
Page:350 of 386

Norman Twp Amb Prop							
	Reg. Voters	Times Counted	Total Votes	YES		NO	
Stronach Township, Precinct 1							
Polling	-	-	-	-	-	-	-
AVCB (if used)	-	-	-	-	-	-	-
Total	-	-	-	-	-	-	-
Total							
Polling	1387	395	352	216	61.36%	136	38.64%
AVCB (if used)	1387	0	0	0	-	0	-
Total	1387	395	352	216	61.36%	136	38.64%

Statement of Votes Cast
Manistee County Michigan
Official Election Results
August 2, 2016 Primary Election

Date:08/04/16
Time:16:34:04
Page:351 of 386

	Norman Twp Fire Prop							
	Reg. Voters	Times Counted	Total Votes	YES		NO		
Jurisdiction Wide								
City of Manistee, Precinct 1								
Polling	-	-	-	-	-	-	-	
AVCB (if used)	-	-	-	-	-	-	-	
Total	-	-	-	-	-	-	-	
City of Manistee, Precinct 2								
Polling	-	-	-	-	-	-	-	
AVCB (if used)	-	-	-	-	-	-	-	
Total	-	-	-	-	-	-	-	
Arcadia Township, Precinct 1								
Polling	-	-	-	-	-	-	-	
AVCB (if used)	-	-	-	-	-	-	-	
Total	-	-	-	-	-	-	-	
Bear Lake Township, Precinct 1								
Polling	-	-	-	-	-	-	-	
AVCB (if used)	-	-	-	-	-	-	-	
Total	-	-	-	-	-	-	-	
Brown Township, Precinct 1								
Polling	-	-	-	-	-	-	-	
AVCB (if used)	-	-	-	-	-	-	-	
Total	-	-	-	-	-	-	-	
Cleon Township, Precinct 1								
Polling	-	-	-	-	-	-	-	
AVCB (if used)	-	-	-	-	-	-	-	
Total	-	-	-	-	-	-	-	
Dickson Township, Precinct 1								
Polling	-	-	-	-	-	-	-	
AVCB (if used)	-	-	-	-	-	-	-	
Total	-	-	-	-	-	-	-	
Charter Township of Filer, Precinct 1								
Polling	-	-	-	-	-	-	-	
AVCB (if used)	-	-	-	-	-	-	-	
Total	-	-	-	-	-	-	-	
Manistee Township, Precinct 1								
Polling	-	-	-	-	-	-	-	
AVCB (if used)	-	-	-	-	-	-	-	
Total	-	-	-	-	-	-	-	
Maple Grove Township, Precinct 1								
Polling	-	-	-	-	-	-	-	
AVCB (if used)	-	-	-	-	-	-	-	
Total	-	-	-	-	-	-	-	
Marilla Township, Precinct 1								
Polling	-	-	-	-	-	-	-	
AVCB (if used)	-	-	-	-	-	-	-	
Total	-	-	-	-	-	-	-	
Norman Township, Precinct 1								
Polling	1387	395	351	224	63.82%	127	36.18%	
AVCB (if used)	1387	0	0	0	-	0	-	
Total	1387	395	351	224	63.82%	127	36.18%	
Oneskama Township, Precinct 1								
Polling	-	-	-	-	-	-	-	
AVCB (if used)	-	-	-	-	-	-	-	
Total	-	-	-	-	-	-	-	
Pleasanton Township, Precinct 1								
Polling	-	-	-	-	-	-	-	
AVCB (if used)	-	-	-	-	-	-	-	
Total	-	-	-	-	-	-	-	
Springdale Township, Precinct 1								
Polling	-	-	-	-	-	-	-	
AVCB (if used)	-	-	-	-	-	-	-	
Total	-	-	-	-	-	-	-	

Statement of Votes Cast
Manistee County Michigan
Official Election Results
August 2, 2016 Primary Election

Date:08/04/16
Time:16:34:04
Page:352 of 386

Norman Twp Fire Prop							
	Reg. Voters	Times Counted	Total Votes	YES		NO	
Stronach Township, Precinct 1							
Polling	-	-	-	-	-	-	-
AVCB (if used)	-	-	-	-	-	-	-
Total	-	-	-	-	-	-	-
Total							
Polling	1387	395	351	224	63.82%	127	36.18%
AVCB (if used)	1387	0	0	0	-	0	-
Total	1387	395	351	224	63.82%	127	36.18%

Statement of Votes Cast
Manistee County Michigan
Official Election Results
August 2, 2016 Primary Election

Date:08/04/16
Time:16:34:04
Page:353 of 386

	Onckama Tw Road Prop						
	Reg. Voters	Times Counted	Total Votes	YES		NO	
Jurisdiction Wide							
City of Manistee, Precinct 1							
Polling	-	-	-	-	-	-	-
AVCB (if used)	-	-	-	-	-	-	-
Total	-	-	-	-	-	-	-
City of Manistee, Precinct 2							
Polling	-	-	-	-	-	-	-
AVCB (if used)	-	-	-	-	-	-	-
Total	-	-	-	-	-	-	-
Arcadia Township, Precinct 1							
Polling	-	-	-	-	-	-	-
AVCB (if used)	-	-	-	-	-	-	-
Total	-	-	-	-	-	-	-
Bear Lake Township, Precinct 1							
Polling	-	-	-	-	-	-	-
AVCB (if used)	-	-	-	-	-	-	-
Total	-	-	-	-	-	-	-
Brown Township, Precinct 1							
Polling	-	-	-	-	-	-	-
AVCB (if used)	-	-	-	-	-	-	-
Total	-	-	-	-	-	-	-
Cleon Township, Precinct 1							
Polling	-	-	-	-	-	-	-
AVCB (if used)	-	-	-	-	-	-	-
Total	-	-	-	-	-	-	-
Dickson Township, Precinct 1							
Polling	-	-	-	-	-	-	-
AVCB (if used)	-	-	-	-	-	-	-
Total	-	-	-	-	-	-	-
Charter Township of Filer, Precinct 1							
Polling	-	-	-	-	-	-	-
AVCB (if used)	-	-	-	-	-	-	-
Total	-	-	-	-	-	-	-
Manistee Township, Precinct 1							
Polling	-	-	-	-	-	-	-
AVCB (if used)	-	-	-	-	-	-	-
Total	-	-	-	-	-	-	-
Maple Grove Township, Precinct 1							
Polling	-	-	-	-	-	-	-
AVCB (if used)	-	-	-	-	-	-	-
Total	-	-	-	-	-	-	-
Marilla Township, Precinct 1							
Polling	-	-	-	-	-	-	-
AVCB (if used)	-	-	-	-	-	-	-
Total	-	-	-	-	-	-	-
Norman Township, Precinct 1							
Polling	-	-	-	-	-	-	-
AVCB (if used)	-	-	-	-	-	-	-
Total	-	-	-	-	-	-	-
Onckama Township, Precinct 1							
Polling	1257	510	463	258	55.72%	205	44.28%
AVCB (if used)	1257	0	0	0	-	0	-
Total	1257	510	463	258	55.72%	205	44.28%
Pleasanton Township, Precinct 1							
Polling	-	-	-	-	-	-	-
AVCB (if used)	-	-	-	-	-	-	-
Total	-	-	-	-	-	-	-
Springdale Township, Precinct 1							
Polling	-	-	-	-	-	-	-
AVCB (if used)	-	-	-	-	-	-	-
Total	-	-	-	-	-	-	-

Statement of Votes Cast
Manistee County Michigan
Official Election Results
August 2, 2016 Primary Election

Date:08/04/16
Time:16:34:05
Page:354 of 386

	Onekama Tw Road Prop							
	Reg. Voters	Times Counted	Total Votes	YES		NO		
Stronach Township, Precinct 1								
Polling	-	-	-	-	-	-	-	-
AVCB (if used)	-	-	-	-	-	-	-	-
Total	-	-	-	-	-	-	-	-
Total								
Polling	1257	510	463	258	55.72%	205	44.28%	-
AVCB (if used)	1257	0	0	0	-	0	-	-
Total	1257	510	463	258	55.72%	205	44.28%	-

Statement of Votes Cast
Manistee County Michigan
Official Election Results
August 2, 2016 Primary Election

Date:08/04/16
Time:16:34:05
Page:355 of 386

	Pleasanton Twp Prop						
	Reg. Voters	Times Counted	Total Votes	YES		NO	
Jurisdiction Wide							
City of Manistec, Precinct 1							
Polling	-	-	-	-	-	-	-
AVCB (if used)	-	-	-	-	-	-	-
Total	-	-	-	-	-	-	-
City of Manistee, Precinct 2							
Polling	-	-	-	-	-	-	-
AVCB (if used)	-	-	-	-	-	-	-
Total	-	-	-	-	-	-	-
Arcadia Township, Precinct 1							
Polling	-	-	-	-	-	-	-
AVCB (if used)	-	-	-	-	-	-	-
Total	-	-	-	-	-	-	-
Bear Lake Township, Precinct 1							
Polling	-	-	-	-	-	-	-
AVCB (if used)	-	-	-	-	-	-	-
Total	-	-	-	-	-	-	-
Brown Township, Precinct 1							
Polling	-	-	-	-	-	-	-
AVCB (if used)	-	-	-	-	-	-	-
Total	-	-	-	-	-	-	-
Cleon Township, Precinct 1							
Polling	-	-	-	-	-	-	-
AVCB (if used)	-	-	-	-	-	-	-
Total	-	-	-	-	-	-	-
Dickson Township, Precinct 1							
Polling	-	-	-	-	-	-	-
AVCB (if used)	-	-	-	-	-	-	-
Total	-	-	-	-	-	-	-
Charter Township of Filer, Precinct 1							
Polling	-	-	-	-	-	-	-
AVCB (if used)	-	-	-	-	-	-	-
Total	-	-	-	-	-	-	-
Manistee Township, Precinct 1							
Polling	-	-	-	-	-	-	-
AVCB (if used)	-	-	-	-	-	-	-
Total	-	-	-	-	-	-	-
Maple Grove Township, Precinct 1							
Polling	-	-	-	-	-	-	-
AVCB (if used)	-	-	-	-	-	-	-
Total	-	-	-	-	-	-	-
Marilla Township, Precinct 1							
Polling	-	-	-	-	-	-	-
AVCB (if used)	-	-	-	-	-	-	-
Total	-	-	-	-	-	-	-
Norman Township, Precinct 1							
Polling	-	-	-	-	-	-	-
AVCB (if used)	-	-	-	-	-	-	-
Total	-	-	-	-	-	-	-
Onckama Township, Precinct 1							
Polling	-	-	-	-	-	-	-
AVCB (if used)	-	-	-	-	-	-	-
Total	-	-	-	-	-	-	-
Pleasanton Township, Precinct 1							
Polling	684	195	145	119	82.07%	26	17.93%
AVCB (if used)	684	0	0	0	-	0	-
Total	684	195	145	119	82.07%	26	17.93%
Springdale Township, Precinct 1							
Polling	-	-	-	-	-	-	-
AVCB (if used)	-	-	-	-	-	-	-
Total	-	-	-	-	-	-	-

Statement of Votes Cast
Manistee County Michigan
Official Election Results
August 2, 2016 Primary Election

Date:08/04/16
Time:16:34:05
Page:356 of 386

Picasanton Twp Prop								
	Reg. Voters	Times Counted	Total Votes	YES		NO		
Stronach Township, Precinct 1								
Polling	-	-	-	-	-	-	-	-
AVCB (if used)	-	-	-	-	-	-	-	-
Total	-	-	-	-	-	-	-	-
Total								
Polling	684	195	145	119	82.07%	26	17.93%	-
AVCB (if used)	684	0	0	0	-	0	-	-
Total	684	195	145	119	82.07%	26	17.93%	-

Statement of Votes Cast
Manistee County Michigan
Official Election Results
August 2, 2016 Primary Election

Date:08/04/16
Time:16:34:05
Page:357 of 386

	Cleon Tw Prop 1 Fire						
	Reg. Voters	Times Counted	Total Votes	YES		NO	
Jurisdiction Wide							
City of Manistec, Precinct 1							
Polling	-	-	-	-	-	-	-
AVCB (if used)	-	-	-	-	-	-	-
Total	-	-	-	-	-	-	-
City of Manistee, Precinct 2							
Polling	-	-	-	-	-	-	-
AVCB (if used)	-	-	-	-	-	-	-
Total	-	-	-	-	-	-	-
Arcadia Township, Precinct 1							
Polling	-	-	-	-	-	-	-
AVCB (if used)	-	-	-	-	-	-	-
Total	-	-	-	-	-	-	-
Bear Lake Township, Precinct 1							
Polling	-	-	-	-	-	-	-
AVCB (if used)	-	-	-	-	-	-	-
Total	-	-	-	-	-	-	-
Brown Township, Precinct 1							
Polling	-	-	-	-	-	-	-
AVCB (if used)	-	-	-	-	-	-	-
Total	-	-	-	-	-	-	-
Cleon Township, Precinct 1							
Polling	771	103	90	61	67.78%	29	32.22%
AVCB (if used)	771	0	0	0	-	0	-
Total	771	103	90	61	67.78%	29	32.22%
Dickson Township, Precinct 1							
Polling	-	-	-	-	-	-	-
AVCB (if used)	-	-	-	-	-	-	-
Total	-	-	-	-	-	-	-
Charter Township of Filer, Precinct 1							
Polling	-	-	-	-	-	-	-
AVCB (if used)	-	-	-	-	-	-	-
Total	-	-	-	-	-	-	-
Manistee Township, Precinct 1							
Polling	-	-	-	-	-	-	-
AVCB (if used)	-	-	-	-	-	-	-
Total	-	-	-	-	-	-	-
Maple Grove Township, Precinct 1							
Polling	-	-	-	-	-	-	-
AVCB (if used)	-	-	-	-	-	-	-
Total	-	-	-	-	-	-	-
Marilla Township, Precinct 1							
Polling	-	-	-	-	-	-	-
AVCB (if used)	-	-	-	-	-	-	-
Total	-	-	-	-	-	-	-
Norman Township, Precinct 1							
Polling	-	-	-	-	-	-	-
AVCB (if used)	-	-	-	-	-	-	-
Total	-	-	-	-	-	-	-
Onkarna Township, Precinct 1							
Polling	-	-	-	-	-	-	-
AVCB (if used)	-	-	-	-	-	-	-
Total	-	-	-	-	-	-	-
Pleasanton Township, Precinct 1							
Polling	-	-	-	-	-	-	-
AVCB (if used)	-	-	-	-	-	-	-
Total	-	-	-	-	-	-	-
Springdale Township, Precinct 1							
Polling	-	-	-	-	-	-	-
AVCB (if used)	-	-	-	-	-	-	-
Total	-	-	-	-	-	-	-

Statement of Votes Cast
Manistee County Michigan
Official Election Results
August 2, 2016 Primary Election

Date:08/04/16
Time:16:34:05
Page:358 of 386

Cleon Tw Prop 1 Fire							
	Reg. Voters	Times Counted	Total Votes	YES		NO	
Stronach Township, Precinct 1							
Polling	-	-	-	-	-	-	-
AVCB (if used)	-	-	-	-	-	-	-
Total	-	-	-	-	-	-	-
Total							
Polling	771	103	90	61	67.78%	29	32.22%
AVCB (if used)	771	0	0	0	-	0	-
Total	771	103	90	61	67.78%	29	32.22%

Statement of Votes Cast
Manistee County Michigan
Official Election Results
August 2, 2016 Primary Election

Date:08/04/16
Time:16:34:05
Page:359 of 386

	Cleon Tw Prop 2 Ccm						
	Reg. Voters	Times Counted	Total Votes	YES		NO	
Jurisdiction Wide							
City of Manistee, Precinct 1							
Polling	-	-	-	-	-	-	-
AVCB (if used)	-	-	-	-	-	-	-
Total	-	-	-	-	-	-	-
City of Manistee, Precinct 2							
Polling	-	-	-	-	-	-	-
AVCB (if used)	-	-	-	-	-	-	-
Total	-	-	-	-	-	-	-
Arcadia Township, Precinct 1							
Polling	-	-	-	-	-	-	-
AVCB (if used)	-	-	-	-	-	-	-
Total	-	-	-	-	-	-	-
Bear Lake Township, Precinct 1							
Polling	-	-	-	-	-	-	-
AVCB (if used)	-	-	-	-	-	-	-
Total	-	-	-	-	-	-	-
Brown Township, Precinct 1							
Polling	-	-	-	-	-	-	-
AVCB (if used)	-	-	-	-	-	-	-
Total	-	-	-	-	-	-	-
Cleon Township, Precinct 1							
Polling	771	103	89	52	58.43%	37	41.57%
AVCB (if used)	771	0	0	0	-	0	-
Total	771	103	89	52	58.43%	37	41.57%
Dickson Township, Precinct 1							
Polling	-	-	-	-	-	-	-
AVCB (if used)	-	-	-	-	-	-	-
Total	-	-	-	-	-	-	-
Charter Township of Filer, Precinct 1							
Polling	-	-	-	-	-	-	-
AVCB (if used)	-	-	-	-	-	-	-
Total	-	-	-	-	-	-	-
Manistee Township, Precinct 1							
Polling	-	-	-	-	-	-	-
AVCB (if used)	-	-	-	-	-	-	-
Total	-	-	-	-	-	-	-
Maple Grove Township, Precinct 1							
Polling	-	-	-	-	-	-	-
AVCB (if used)	-	-	-	-	-	-	-
Total	-	-	-	-	-	-	-
Marilla Township, Precinct 1							
Polling	-	-	-	-	-	-	-
AVCB (if used)	-	-	-	-	-	-	-
Total	-	-	-	-	-	-	-
Norman Township, Precinct 1							
Polling	-	-	-	-	-	-	-
AVCB (if used)	-	-	-	-	-	-	-
Total	-	-	-	-	-	-	-
Onckama Township, Precinct 1							
Polling	-	-	-	-	-	-	-
AVCB (if used)	-	-	-	-	-	-	-
Total	-	-	-	-	-	-	-
Pleasanton Township, Precinct 1							
Polling	-	-	-	-	-	-	-
AVCB (if used)	-	-	-	-	-	-	-
Total	-	-	-	-	-	-	-
Springdale Township, Precinct 1							
Polling	-	-	-	-	-	-	-
AVCB (if used)	-	-	-	-	-	-	-
Total	-	-	-	-	-	-	-

Statement of Votes Cast
Manistee County Michigan
Official Election Results
August 2, 2016 Primary Election

Date:08/04/16
Time:16:34:05
Page:360 of 386

	Cleon Tw Prop 2 Cem							
	Reg. Voters	Times Counted	Total Votes	YES		NO		
Stronach Township, Precinct 1								
Polling	-	-	-	-	-	-	-	-
AVCB (if used)	-	-	-	-	-	-	-	-
Total	-	-	-	-	-	-	-	-
Total								
Polling	771	103	89	52	58.43%	37	41.57%	-
AVCB (if used)	771	0	0	0	-	0	-	-
Total	771	103	89	52	58.43%	37	41.57%	-

Statement of Votes Cast
Manistee County Michigan
Official Election Results
August 2, 2016 Primary Election

Date:08/04/16
Time:16:34:05
Page:361 of 386

	Maple Grove Twp Cem Prop 1						
	Reg. Voters	Times Counted	Total Votes	YES		NO	
Jurisdiction Wide							
City of Manistee, Precinct 1							
Polling	-	-	-	-	-	-	-
AVCB (if used)	-	-	-	-	-	-	-
Total	-	-	-	-	-	-	-
City of Manistee, Precinct 2							
Polling	-	-	-	-	-	-	-
AVCB (if used)	-	-	-	-	-	-	-
Total	-	-	-	-	-	-	-
Arcadia Township, Precinct 1							
Polling	-	-	-	-	-	-	-
AVCB (if used)	-	-	-	-	-	-	-
Total	-	-	-	-	-	-	-
Bear Lake Township, Precinct 1							
Polling	-	-	-	-	-	-	-
AVCB (if used)	-	-	-	-	-	-	-
Total	-	-	-	-	-	-	-
Brown Township, Precinct 1							
Polling	-	-	-	-	-	-	-
AVCB (if used)	-	-	-	-	-	-	-
Total	-	-	-	-	-	-	-
Cleon Township, Precinct 1							
Polling	-	-	-	-	-	-	-
AVCB (if used)	-	-	-	-	-	-	-
Total	-	-	-	-	-	-	-
Dickson Township, Precinct 1							
Polling	-	-	-	-	-	-	-
AVCB (if used)	-	-	-	-	-	-	-
Total	-	-	-	-	-	-	-
Charter Township of Filer, Precinct 1							
Polling	-	-	-	-	-	-	-
AVCB (if used)	-	-	-	-	-	-	-
Total	-	-	-	-	-	-	-
Manistee Township, Precinct 1							
Polling	-	-	-	-	-	-	-
AVCB (if used)	-	-	-	-	-	-	-
Total	-	-	-	-	-	-	-
Maple Grove Township, Precinct 1							
Polling	972	232	193	140	72.54%	53	27.46%
AVCB (if used)	972	0	0	0	-	0	-
Total	972	232	193	140	72.54%	53	27.46%
Marilla Township, Precinct 1							
Polling	-	-	-	-	-	-	-
AVCB (if used)	-	-	-	-	-	-	-
Total	-	-	-	-	-	-	-
Norman Township, Precinct 1							
Polling	-	-	-	-	-	-	-
AVCB (if used)	-	-	-	-	-	-	-
Total	-	-	-	-	-	-	-
Onckama Township, Precinct 1							
Polling	-	-	-	-	-	-	-
AVCB (if used)	-	-	-	-	-	-	-
Total	-	-	-	-	-	-	-
Pleasanton Township, Precinct 1							
Polling	-	-	-	-	-	-	-
AVCB (if used)	-	-	-	-	-	-	-
Total	-	-	-	-	-	-	-
Springdale Township, Precinct 1							
Polling	-	-	-	-	-	-	-
AVCB (if used)	-	-	-	-	-	-	-
Total	-	-	-	-	-	-	-

Statement of Votes Cast
Manistee County Michigan
Official Election Results
August 2, 2016 Primary Election

Date:08/04/16
Time:16:34:05
Page:362 of 386

Maple Grove Twp Cem Prop 1								
	Reg. Voters	Times Counted	Total Votes	YES		NO		
Stronach Township, Precinct 1								
Polling	-	-	-	-	-	-	-	-
AVCB (if used)	-	-	-	-	-	-	-	-
Total	-	-	-	-	-	-	-	-
Total								
Polling	972	232	193	140	72.54%	53	27.46%	-
AVCB (if used)	972	0	0	0	-	0	-	-
Total	972	232	193	140	72.54%	53	27.46%	-

Statement of Votes Cast
Manistee County Michigan
Official Election Results
August 2, 2016 Primary Election

Date:08/04/16
Time:16:34:05
Page:363 of 386

	Copemish Vil Rd Prop						
	Reg. Voters	Times Counted	Total Votes	YES		NO	
Jurisdiction Wide							
City of Manistee, Precinct 1							
Polling	-	-	-	-	-	-	-
AVCB (if used)	-	-	-	-	-	-	-
Total	-	-	-	-	-	-	-
City of Manistee, Precinct 2							
Polling	-	-	-	-	-	-	-
AVCB (if used)	-	-	-	-	-	-	-
Total	-	-	-	-	-	-	-
Arcadia Township, Precinct 1							
Polling	-	-	-	-	-	-	-
AVCB (if used)	-	-	-	-	-	-	-
Total	-	-	-	-	-	-	-
Bear Lake Township, Precinct 1							
Polling	-	-	-	-	-	-	-
AVCB (if used)	-	-	-	-	-	-	-
Total	-	-	-	-	-	-	-
Brown Township, Precinct 1							
Polling	-	-	-	-	-	-	-
AVCB (if used)	-	-	-	-	-	-	-
Total	-	-	-	-	-	-	-
Cleon Township, Precinct 1							
Polling	156	25	23	16	69.57%	7	30.43%
AVCB (if used)	156	0	0	0	-	0	-
Total	156	25	23	16	69.57%	7	30.43%
Dickson Township, Precinct 1							
Polling	-	-	-	-	-	-	-
AVCB (if used)	-	-	-	-	-	-	-
Total	-	-	-	-	-	-	-
Charter Township of Filer, Precinct 1							
Polling	-	-	-	-	-	-	-
AVCB (if used)	-	-	-	-	-	-	-
Total	-	-	-	-	-	-	-
Manistee Township, Precinct 1							
Polling	-	-	-	-	-	-	-
AVCB (if used)	-	-	-	-	-	-	-
Total	-	-	-	-	-	-	-
Maple Grove Township, Precinct 1							
Polling	-	-	-	-	-	-	-
AVCB (if used)	-	-	-	-	-	-	-
Total	-	-	-	-	-	-	-
Marilla Township, Precinct 1							
Polling	-	-	-	-	-	-	-
AVCB (if used)	-	-	-	-	-	-	-
Total	-	-	-	-	-	-	-
Norman Township, Precinct 1							
Polling	-	-	-	-	-	-	-
AVCB (if used)	-	-	-	-	-	-	-
Total	-	-	-	-	-	-	-
Onckama Township, Precinct 1							
Polling	-	-	-	-	-	-	-
AVCB (if used)	-	-	-	-	-	-	-
Total	-	-	-	-	-	-	-
Pleasanton Township, Precinct 1							
Polling	-	-	-	-	-	-	-
AVCB (if used)	-	-	-	-	-	-	-
Total	-	-	-	-	-	-	-
Springdale Township, Precinct 1							
Polling	-	-	-	-	-	-	-
AVCB (if used)	-	-	-	-	-	-	-
Total	-	-	-	-	-	-	-

Statement of Votes Cast
Manistee County Michigan
Official Election Results
August 2, 2016 Primary Election

Date:08/04/16
Time:16:34:05
Page:364 of 386

Copemish Vil Rd Prop							
	Reg. Voters	Times Counted	Total Votes	YES		NO	
Stronach Township, Precinct 1							
Polling	-	-	-	-	-	-	-
AVCB (if used)	-	-	-	-	-	-	-
Total	-	-	-	-	-	-	-
Total							
Polling	156	25	23	16	69.57%	7	30.43%
AVCB (if used)	156	0	0	0	-	0	-
Total	156	25	23	16	69.57%	7	30.43%

Statement of Votes Cast
Manistee County Michigan
Official Election Results
August 2, 2016 Primary Election

Date:08/04/16
Time:16:34:05
Page:365 of 386

THE WHOLE NUMBER OF VOTES GIVEN: REP D1 Rep in Congress
WAS 3290 (OF WHICH)

Jason Allen (REP)	RECEIVED	948
Jack Bergman (REP)	RECEIVED	1629
Tom Casperson (REP)	RECEIVED	701
Write-In Votes	RECEIVED	12

THE WHOLE NUMBER OF VOTES GIVEN: REP D101 Representative
WAS 3109 (OF WHICH)

Cary Urka (REP)	RECEIVED	861
Curt VanderWall (REP)	RECEIVED	1658
Mark Walter (REP)	RECEIVED	579
Write-In Votes	RECEIVED	11

THE WHOLE NUMBER OF VOTES GIVEN: REP Prosecuting Attorney
WAS 2833 (OF WHICH)

Jason H. Haag (REP)	RECEIVED	2814
Write-In Votes	RECEIVED	19

THE WHOLE NUMBER OF VOTES GIVEN: REP County Sheriff
WAS 3556 (OF WHICH)

David M. Bachman (REP)	RECEIVED	858
John O Hagan (REP)	RECEIVED	2690
Write-In Votes	RECEIVED	8

THE WHOLE NUMBER OF VOTES GIVEN: REP County Clerk
WAS 2976 (OF WHICH)

Jill M. Nowak (REP)	RECEIVED	2962
Write-In Votes	RECEIVED	14

THE WHOLE NUMBER OF VOTES GIVEN: REP County Treasurer
WAS 193 (OF WHICH)

Write-In Votes	RECEIVED	193
----------------	----------	-----

THE WHOLE NUMBER OF VOTES GIVEN: REP Register of Deeds
WAS 163 (OF WHICH)

Write-In Votes	RECEIVED	163
----------------	----------	-----

THE WHOLE NUMBER OF VOTES GIVEN: REP Drain Commissioner
WAS 2774 (OF WHICH)

Kenneth W. Hilliard (REP)	RECEIVED	2759
Write-In Votes	RECEIVED	15

THE WHOLE NUMBER OF VOTES GIVEN: REP County Surveyor
WAS 2732 (OF WHICH)

Statement of Votes Cast
Manistee County Michigan
Official Election Results
August 2, 2016 Primary Election

Date:08/04/16
Time:16:34:05
Page:366 of 386

Patrick G. Bentley (REP)	RECEIVED	2716
Write-In Votes	RECEIVED	16

THE WHOLE NUMBER OF VOTES GIVEN: REP D1 Commissioner
WAS 551 (OF WHICH)

Pauline Jaquish (REP)	RECEIVED	547
Write-In Votes	RECEIVED	4

THE WHOLE NUMBER OF VOTES GIVEN: REP D2 Commissioner
WAS 260 (OF WHICH)

Richard Schmidt (REP)	RECEIVED	258
Write-In Votes	RECEIVED	2

THE WHOLE NUMBER OF VOTES GIVEN: REP D3 Commissioner
WAS 18 (OF WHICH)

Write-In Votes	RECEIVED	18
----------------	----------	----

THE WHOLE NUMBER OF VOTES GIVEN: REP D4 Commissioner
WAS 384 (OF WHICH)

Mark Bergstrom (REP)	RECEIVED	382
Write-In Votes	RECEIVED	2

THE WHOLE NUMBER OF VOTES GIVEN: REP D5 Commissioner
WAS 621 (OF WHICH)

Jeffrey Dontz (REP)	RECEIVED	620
Write-In Votes	RECEIVED	1

THE WHOLE NUMBER OF VOTES GIVEN: REP D6 Commissioner
WAS 22 (OF WHICH)

Write-In Votes	RECEIVED	22
----------------	----------	----

THE WHOLE NUMBER OF VOTES GIVEN: REP D7 Commissioner
WAS 323 (OF WHICH)

Bruce A. Schaub (REP)	RECEIVED	176
Catherine Zaring (REP)	RECEIVED	144
Write-In Votes	RECEIVED	3

THE WHOLE NUMBER OF VOTES GIVEN: REP Arcadia Twp Supervisor
WAS 98 (OF WHICH)

Thomas Wass (REP)	RECEIVED	95
Write-In Votes	RECEIVED	3

THE WHOLE NUMBER OF VOTES GIVEN: REP Arcadia Twp Clerk
WAS 6 (OF WHICH)

Write-In Votes	RECEIVED	6
----------------	----------	---

THE WHOLE NUMBER OF VOTES GIVEN: REP Arcadia Twp Treasurer

Statement of Votes Cast
Manistee County Michigan
Official Election Results
August 2, 2016 Primary Election

Date:08/04/16
Time:16:34:05
Page:367 of 386

WAS 104 (OF WHICH)

Debbra Eckhout (REP)	RECEIVED	102
Write-In Votes	RECEIVED	2

THE WHOLE NUMBER OF VOTES GIVEN: REP Arcadia Twp Trustee
WAS 166 (OF WHICH)

Michael Cederholm (REP)	RECEIVED	92
Greg Wisner (REP)	RECEIVED	73
Write-In Votes	RECEIVED	1

THE WHOLE NUMBER OF VOTES GIVEN: REP Arcadia Park Comm
WAS 12 (OF WHICH)

Write-In Votes	RECEIVED	12
----------------	----------	----

THE WHOLE NUMBER OF VOTES GIVEN: REP Bear Lake Twp Supervisor
WAS 296 (OF WHICH)

Jeff Harthun (REP)	RECEIVED	295
Write-In Votes	RECEIVED	1

THE WHOLE NUMBER OF VOTES GIVEN: REP Bear Lake Twp Clerk
WAS 287 (OF WHICH)

Deanna Pattison (REP)	RECEIVED	286
Write-In Votes	RECEIVED	1

THE WHOLE NUMBER OF VOTES GIVEN: REP Bear Lake Twp Treasurer
WAS 321 (OF WHICH)

Julie Griffis (REP)	RECEIVED	260
Marsha Wood-Smith (REP)	RECEIVED	61
Write-In Votes	RECEIVED	0

THE WHOLE NUMBER OF VOTES GIVEN: REP Bear Lake Twp Trustee
WAS 478 (OF WHICH)

Janette May (REP)	RECEIVED	244
Bill Ringel (REP)	RECEIVED	234
Write-In Votes	RECEIVED	0

THE WHOLE NUMBER OF VOTES GIVEN: REP Brown Twp Supervisor
WAS 98 (OF WHICH)

Paul Adamski (REP)	RECEIVED	98
Write-In Votes	RECEIVED	0

THE WHOLE NUMBER OF VOTES GIVEN: REP Brown Twp Clerk
WAS 3 (OF WHICH)

Write-In Votes	RECEIVED	3
----------------	----------	---

THE WHOLE NUMBER OF VOTES GIVEN: REP Brown Twp Treasurer
WAS 96 (OF WHICH)

Statement of Votes Cast
Manistee County Michigan
Official Election Results
August 2, 2016 Primary Election

Date:08/04/16
Time:16:34:05
Page:368 of 386

Cheryl Schaefer (REP)	RECEIVED	96
Write-In Votes	RECEIVED	0

THE WHOLE NUMBER OF VOTES GIVEN: REP Brown Twp Trustee
WAS 89 (OF WHICH)

Paul Wondolowski (REP)	RECEIVED	89
Write-In Votes	RECEIVED	0

THE WHOLE NUMBER OF VOTES GIVEN: REP Cleon Twp Supervisor
WAS 8 (OF WHICH)

Write-In Votes	RECEIVED	8
----------------	----------	---

THE WHOLE NUMBER OF VOTES GIVEN: REP Cleon Twp Clerk
WAS 47 (OF WHICH)

Melisa Kalina (REP)	RECEIVED	46
Write-In Votes	RECEIVED	1

THE WHOLE NUMBER OF VOTES GIVEN: REP Cleon Twp Treasurer
WAS 50 (OF WHICH)

Linda S. Cudney (REP)	RECEIVED	49
Write-In Votes	RECEIVED	1

THE WHOLE NUMBER OF VOTES GIVEN: REP Cleon Twp Trustee
WAS 44 (OF WHICH)

Gary L. Porter (REP)	RECEIVED	42
Write-In Votes	RECEIVED	2

THE WHOLE NUMBER OF VOTES GIVEN: REP Dickson Twp Supervisor
WAS 91 (OF WHICH)

Sharon Buning (REP)	RECEIVED	91
Write-In Votes	RECEIVED	0

THE WHOLE NUMBER OF VOTES GIVEN: REP Dickson Twp Clerk
WAS 88 (OF WHICH)

Wendy Maier (REP)	RECEIVED	87
Write-In Votes	RECEIVED	1

THE WHOLE NUMBER OF VOTES GIVEN: REP Dickson Twp Treasurer
WAS 90 (OF WHICH)

Bertha E. Asiala (REP)	RECEIVED	90
Write-In Votes	RECEIVED	0

THE WHOLE NUMBER OF VOTES GIVEN: REP Dickson Twp Trustee
WAS 85 (OF WHICH)

Koreen MacNeil (REP)	RECEIVED	85
Write-In Votes	RECEIVED	0

Statement of Votes Cast
Manistee County Michigan
Official Election Results
August 2, 2016 Primary Election

Date:08/04/16
Time:16:34:05
Page:369 of 386

THE WHOLE NUMBER OF VOTES GIVEN: REP Filer Twp Supervisor
WAS 13 (OF WHICH)

Write-In Votes	RECEIVED	13
----------------	----------	----

THE WHOLE NUMBER OF VOTES GIVEN: REP Filer Twp Clerk
WAS 274 (OF WHICH)

Kathy L. Gutowski (REP)	RECEIVED	270
Write-In Votes	RECEIVED	4

THE WHOLE NUMBER OF VOTES GIVEN: REP Filer Twp Treasurer
WAS 264 (OF WHICH)

Thomas G. Stege (REP)	RECEIVED	259
Write-In Votes	RECEIVED	5

THE WHOLE NUMBER OF VOTES GIVEN: REP Filer Twp Trustee
WAS 674 (OF WHICH)

Shirley A. Ball (REP)	RECEIVED	225
Dale Kolanowski (REP)	RECEIVED	233
Dean H. Kruse (REP)	RECEIVED	212
Write-In Votes	RECEIVED	4

THE WHOLE NUMBER OF VOTES GIVEN: REP Manistee Twp Supervisor
WAS 458 (OF WHICH)

Dennis R. Bjorkquist (REP)	RECEIVED	457
Write-In Votes	RECEIVED	1

THE WHOLE NUMBER OF VOTES GIVEN: REP Manistee Twp Clerk
WAS 437 (OF WHICH)

Dianne Taylor (REP)	RECEIVED	436
Write-In Votes	RECEIVED	1

THE WHOLE NUMBER OF VOTES GIVEN: REP Manistee Twp Treasurer
WAS 460 (OF WHICH)

Connie Jankwietz (REP)	RECEIVED	459
Write-In Votes	RECEIVED	1

THE WHOLE NUMBER OF VOTES GIVEN: REP Manistee Twp Trustee
WAS 734 (OF WHICH)

John M. Dontz (REP)	RECEIVED	403
Guy Finout (REP)	RECEIVED	329
Write-In Votes	RECEIVED	2

THE WHOLE NUMBER OF VOTES GIVEN: REP Maple Grv Twp Supervisor
WAS 138 (OF WHICH)

H. Wayne Beldo (REP)	RECEIVED	86
Tony Covell (REP)	RECEIVED	51

Statement of Votes Cast
Manistee County Michigan
Official Election Results
August 2, 2016 Primary Election

Date:08/04/16
Time:16:34:05
Page:370 of 386

Write-In Votes	RECEIVED	1
----------------	----------	---

THE WHOLE NUMBER OF VOTES GIVEN: REP Maple Grv Twp Clerk
WAS 136 (OF WHICH)

Fran Beldo (REP)	RECEIVED	67
Amanda Ferwerda (REP)	RECEIVED	69
Write-In Votes	RECEIVED	0

THE WHOLE NUMBER OF VOTES GIVEN: REP Maple Grv Twp Treasurer
WAS 115 (OF WHICH)

Cathryn M. Jezowski (REP)	RECEIVED	112
Write-In Votes	RECEIVED	3

THE WHOLE NUMBER OF VOTES GIVEN: REP Maple Grv Twp Trustee
WAS 185 (OF WHICH)

Gary A. Bowling (REP)	RECEIVED	83
Randolph N. Sanovic (REP)	RECEIVED	33
Lisa Somers (REP)	RECEIVED	69
Write-In Votes	RECEIVED	0

THE WHOLE NUMBER OF VOTES GIVEN: REP Marilla Twp Supervisor
WAS 27 (OF WHICH)

Laura Johnson (REP)	RECEIVED	26
Write-In Votes	RECEIVED	1

THE WHOLE NUMBER OF VOTES GIVEN: REP Marilla Twp Clerk
WAS 1 (OF WHICH)

Write-In Votes	RECEIVED	1
----------------	----------	---

THE WHOLE NUMBER OF VOTES GIVEN: REP Marilla Twp Treasurer
WAS 34 (OF WHICH)

Phyllis Cholette (REP)	RECEIVED	33
Write-In Votes	RECEIVED	1

THE WHOLE NUMBER OF VOTES GIVEN: REP Marilla Twp Trustee
WAS 37 (OF WHICH)

Bruce H. Bahr (REP)	RECEIVED	37
Write-In Votes	RECEIVED	0

THE WHOLE NUMBER OF VOTES GIVEN: REP Norman Twp Supervisor
WAS 123 (OF WHICH)

Dan Cummings (REP)	RECEIVED	118
Write-In Votes	RECEIVED	5

THE WHOLE NUMBER OF VOTES GIVEN: REP Norman Twp Clerk
WAS 122 (OF WHICH)

Colleen Sexton (REP)	RECEIVED	119
----------------------	----------	-----

Statement of Votes Cast
Manistee County Michigan
Official Election Results
August 2, 2016 Primary Election

Date:08/04/16
Time:16:34:05
Page:371 of 386

Write-In Votes	RECEIVED	3
----------------	----------	---

THE WHOLE NUMBER OF VOTES GIVEN: REP Norman Twp Treasurer
WAS 156 (OF WHICH)

Merrill Tighe (REP)	RECEIVED	88
Marjorie Payne (REP)	RECEIVED	67
Write-In Votes	RECEIVED	1

THE WHOLE NUMBER OF VOTES GIVEN: REP Norman Twp Trustee
WAS 191 (OF WHICH)

Gene Schilling (REP)	RECEIVED	110
Dick Stapley (REP)	RECEIVED	79
Write-In Votes	RECEIVED	2

THE WHOLE NUMBER OF VOTES GIVEN: REP Onekama Twp Supervisor
WAS 275 (OF WHICH)

David Meister (REP)	RECEIVED	272
Write-In Votes	RECEIVED	3

THE WHOLE NUMBER OF VOTES GIVEN: REP Onekama Twp Clerk
WAS 255 (OF WHICH)

Michelle Johnson (REP)	RECEIVED	254
Write-In Votes	RECEIVED	1

THE WHOLE NUMBER OF VOTES GIVEN: REP Onekama Twp Treasurer
WAS 334 (OF WHICH)

La Vonne Beebe (REP)	RECEIVED	192
Ed Bradford (REP)	RECEIVED	142
Write-In Votes	RECEIVED	0

THE WHOLE NUMBER OF VOTES GIVEN: REP Onekama Twp Trustee
WAS 455 (OF WHICH)

Robert Blackmore (REP)	RECEIVED	239
James Wisniski, Sr. (REP)	RECEIVED	216
Write-In Votes	RECEIVED	0

THE WHOLE NUMBER OF VOTES GIVEN: REP Pleasanton Twp Supervisor
WAS 128 (OF WHICH)

Carol Merrill (REP)	RECEIVED	126
Write-In Votes	RECEIVED	2

THE WHOLE NUMBER OF VOTES GIVEN: REP Pleasanton Twp Clerk
WAS 127 (OF WHICH)

Amy Lynn Cross (REP)	RECEIVED	125
Write-In Votes	RECEIVED	2

THE WHOLE NUMBER OF VOTES GIVEN: REP Pleasanton Twp Treasurer
WAS 130 (OF WHICH)

Statement of Votes Cast
Manistee County Michigan
Official Election Results
August 2, 2016 Primary Election

Date:08/04/16
Time:16:34:05
Page:372 of 386

Judy Girven (REP)	RECEIVED	129
Write-In Votes	RECEIVED	1

THE WHOLE NUMBER OF VOTES GIVEN: REP Pleasanton Twp Trustee
WAS 120 (OF WHICH)

Brenda K. Monk (REP)	RECEIVED	119
Write-In Votes	RECEIVED	1

THE WHOLE NUMBER OF VOTES GIVEN: REP Sprdale Twp Supervisor
WAS 60 (OF WHICH)

Brian A. Moore (REP)	RECEIVED	60
Write-In Votes	RECEIVED	0

THE WHOLE NUMBER OF VOTES GIVEN: REP Sprdale Twp Clerk
WAS 56 (OF WHICH)

Penny Nelson (REP)	RECEIVED	56
Write-In Votes	RECEIVED	0

THE WHOLE NUMBER OF VOTES GIVEN: REP Sprdale Twp Treasurer
WAS 2 (OF WHICH)

Write-In Votes	RECEIVED	2
----------------	----------	---

THE WHOLE NUMBER OF VOTES GIVEN: REP Sprdale Twp Trustee
WAS 61 (OF WHICH)

J Wallace Wheelock (REP)	RECEIVED	60
Write-In Votes	RECEIVED	1

THE WHOLE NUMBER OF VOTES GIVEN: REP Stronach Twp Supervisor
WAS 6 (OF WHICH)

Write-In Votes	RECEIVED	6
----------------	----------	---

THE WHOLE NUMBER OF VOTES GIVEN: REP Stronach Twp Clerk
WAS 85 (OF WHICH)

Barbara Rishel (REP)	RECEIVED	85
Write-In Votes	RECEIVED	0

THE WHOLE NUMBER OF VOTES GIVEN: REP Stronach Twp Treasurer
WAS 13 (OF WHICH)

Write-In Votes	RECEIVED	13
----------------	----------	----

THE WHOLE NUMBER OF VOTES GIVEN: REP Stronach Twp Trustee
WAS 79 (OF WHICH)

Phil Landis (REP)	RECEIVED	78
Write-In Votes	RECEIVED	1

THE WHOLE NUMBER OF VOTES GIVEN: REP C-Manistee 1 Delegate

Statement of Votes Cast
Manistee County Michigan
Official Election Results
August 2, 2016 Primary Election

Date:08/04/16
Time:16:34:05
Page:373 of 386

WAS 929 (OF WHICH)

Joanne Y. Cleaver (REP)	RECEIVED	220
Mark J. Cleaver (REP)	RECEIVED	210
George F. Wagoner (REP)	RECEIVED	271
Robert R. Zielesch (REP)	RECEIVED	218
Write-In Votes	RECEIVED	10

THE WHOLE NUMBER OF VOTES GIVEN: REP C-Manistee 2 Delegate
WAS 257 (OF WHICH)

Darlene Carey (REP)	RECEIVED	255
Write-In Votes	RECEIVED	2

THE WHOLE NUMBER OF VOTES GIVEN: REP Arcadia 1 Delegate
WAS 89 (OF WHICH)

Tom Wass (REP)	RECEIVED	88
Write-In Votes	RECEIVED	1

THE WHOLE NUMBER OF VOTES GIVEN: REP Bear Lake 1 Delegate
WAS 259 (OF WHICH)

Kathleen Scarlata (REP)	RECEIVED	254
Write-In Votes	RECEIVED	5

THE WHOLE NUMBER OF VOTES GIVEN: REP Brown 1 Delegate
WAS 3 (OF WHICH)

Write-In Votes	RECEIVED	3
----------------	----------	---

THE WHOLE NUMBER OF VOTES GIVEN: REP Cleon 1 Delegate
WAS 7 (OF WHICH)

Write-In Votes	RECEIVED	7
----------------	----------	---

THE WHOLE NUMBER OF VOTES GIVEN: REP Dickson 1 Delegate
WAS 2 (OF WHICH)

Write-In Votes	RECEIVED	2
----------------	----------	---

THE WHOLE NUMBER OF VOTES GIVEN: REP Filer 1 Delegate
WAS 279 (OF WHICH)

Jill M. Nowak (REP)	RECEIVED	276
Write-In Votes	RECEIVED	3

THE WHOLE NUMBER OF VOTES GIVEN: REP Manistee Twp 1 Delegate
WAS 430 (OF WHICH)

Jeffrey Dontz (REP)	RECEIVED	413
Write-In Votes	RECEIVED	17

THE WHOLE NUMBER OF VOTES GIVEN: REP Maple Grv 1 Delegate
WAS 114 (OF WHICH)

Statement of Votes Cast
Manistee County Michigan
Official Election Results
August 2, 2016 Primary Election

Date:08/04/16
Time:16:34:05
Page:374 of 386

Richard Schmidt (REP)	RECEIVED	112
Write-In Votes	RECEIVED	2

THE WHOLE NUMBER OF VOTES GIVEN: REP Marilla 1 Delegate
WAS 2 (OF WHICH)

Write-In Votes	RECEIVED	2
----------------	----------	---

THE WHOLE NUMBER OF VOTES GIVEN: REP Norman 1 Delegate
WAS 9 (OF WHICH)

Write-In Votes	RECEIVED	9
----------------	----------	---

THE WHOLE NUMBER OF VOTES GIVEN: REP Onekama 1 Delegate
WAS 231 (OF WHICH)

Barbara Behling (REP)	RECEIVED	230
Write-In Votes	RECEIVED	1

THE WHOLE NUMBER OF VOTES GIVEN: REP Pleasanton 1 Delegate
WAS 117 (OF WHICH)

Art Sippola (REP)	RECEIVED	111
Write-In Votes	RECEIVED	6

THE WHOLE NUMBER OF VOTES GIVEN: REP Sprdale 1 Delegate
WAS 94 (OF WHICH)

Penelope Nelson (REP)	RECEIVED	45
Richard J. Nelson (REP)	RECEIVED	48
Write-In Votes	RECEIVED	1

THE WHOLE NUMBER OF VOTES GIVEN: REP Stronach 1 Delegate
WAS 141 (OF WHICH)

Sally L. Blank (REP)	RECEIVED	71
Steven R. Blank (REP)	RECEIVED	69
Write-In Votes	RECEIVED	1

THE WHOLE NUMBER OF VOTES GIVEN: DEM D1 Rep in Congress
WAS 1657 (OF WHICH)

Jerry Cannon (DEM)	RECEIVED	554
Lon Johnson (DEM)	RECEIVED	1093
Write-In Votes	RECEIVED	10

THE WHOLE NUMBER OF VOTES GIVEN: DEM D101 Representative
WAS 1645 (OF WHICH)

Dan Scripps (DEM)	RECEIVED	1634
Write-In Votes	RECEIVED	11

THE WHOLE NUMBER OF VOTES GIVEN: DEM Prosecuting Attorney
WAS 113 (OF WHICH)

Write-In Votes	RECEIVED	113
----------------	----------	-----

Statement of Votes Cast
Manistee County Michigan
Official Election Results
August 2, 2016 Primary Election

Date:08/04/16
Time:16:34:05
Page:375 of 386

THE WHOLE NUMBER OF VOTES GIVEN: DEM County Sheriff
WAS 1556 (OF WHICH)

Kenneth Falk (DEM)	RECEIVED	1540
Write-In Votes	RECEIVED	16

THE WHOLE NUMBER OF VOTES GIVEN: DEM County Clerk
WAS 81 (OF WHICH)

Write-In Votes	RECEIVED	81
----------------	----------	----

THE WHOLE NUMBER OF VOTES GIVEN: DEM County Treasurer
WAS 1737 (OF WHICH)

Chris A. Olen (DEM)	RECEIVED	689
Russell Pomeroy (DEM)	RECEIVED	1040
Write-In Votes	RECEIVED	8

THE WHOLE NUMBER OF VOTES GIVEN: DEM Register of Deeds
WAS 1575 (OF WHICH)

Marylynn Wrzesinski (DEM)	RECEIVED	1563
Write-In Votes	RECEIVED	12

THE WHOLE NUMBER OF VOTES GIVEN: DEM Drain Commissioner
WAS 1380 (OF WHICH)

Thomas R. Smith (DEM)	RECEIVED	1363
Write-In Votes	RECEIVED	17

THE WHOLE NUMBER OF VOTES GIVEN: DEM County Surveyor
WAS 90 (OF WHICH)

Write-In Votes	RECEIVED	90
----------------	----------	----

THE WHOLE NUMBER OF VOTES GIVEN: DEM D1 Commissioner
WAS 217 (OF WHICH)

Bernard Ware (DEM)	RECEIVED	215
Write-In Votes	RECEIVED	2

THE WHOLE NUMBER OF VOTES GIVEN: DEM D2 Commissioner
WAS 155 (OF WHICH)

Allen O Shea (DEM)	RECEIVED	153
Write-In Votes	RECEIVED	2

THE WHOLE NUMBER OF VOTES GIVEN: DEM D3 Commissioner
WAS 207 (OF WHICH)

Chilton B. Shafer (DEM)	RECEIVED	204
Write-In Votes	RECEIVED	3

THE WHOLE NUMBER OF VOTES GIVEN: DEM D4 Commissioner
WAS 319 (OF WHICH)

Statement of Votes Cast
Manistee County Michigan
Official Election Results
August 2, 2016 Primary Election

Date:08/04/16
Time:16:34:05
Page:376 of 386

Karen Kolb (DEM)	RECEIVED	318
Write-In Votes	RECEIVED	1

THE WHOLE NUMBER OF VOTES GIVEN: DEM D5 Commissioner
WAS 15 (OF WHICH)

Write-In Votes	RECEIVED	15
----------------	----------	----

THE WHOLE NUMBER OF VOTES GIVEN: DEM D6 Commissioner
WAS 238 (OF WHICH)

K Wrzesinski Goodman (DEM)	RECEIVED	237
Write-In Votes	RECEIVED	1

THE WHOLE NUMBER OF VOTES GIVEN: DEM D7 Commissioner
WAS 157 (OF WHICH)

Margaret Batzer (DEM)	RECEIVED	97
Bob Paetschow (DEM)	RECEIVED	59
Write-In Votes	RECEIVED	1

THE WHOLE NUMBER OF VOTES GIVEN: DEM Arcadia Twp Supervisor
WAS 88 (OF WHICH)

Douglas Carter (DEM)	RECEIVED	87
Write-In Votes	RECEIVED	1

THE WHOLE NUMBER OF VOTES GIVEN: DEM Arcadia Twp Clerk
WAS 81 (OF WHICH)

Patrice C. Wisner (DEM)	RECEIVED	81
Write-In Votes	RECEIVED	0

THE WHOLE NUMBER OF VOTES GIVEN: DEM Arcadia Twp Treasurer
WAS 2 (OF WHICH)

Write-In Votes	RECEIVED	2
----------------	----------	---

THE WHOLE NUMBER OF VOTES GIVEN: DEM Arcadia Twp Trustee
WAS 2 (OF WHICH)

Write-In Votes	RECEIVED	2
----------------	----------	---

THE WHOLE NUMBER OF VOTES GIVEN: DEM Arcadia Park Comm
WAS 9 (OF WHICH)

Write-In Votes	RECEIVED	9
----------------	----------	---

THE WHOLE NUMBER OF VOTES GIVEN: DEM Bear Lake Twp Supervisor
WAS 7 (OF WHICH)

Write-In Votes	RECEIVED	7
----------------	----------	---

THE WHOLE NUMBER OF VOTES GIVEN: DEM Bear Lake Twp Clerk
WAS 6 (OF WHICH)

Statement of Votes Cast
Manistee County Michigan
Official Election Results
August 2, 2016 Primary Election

Date:08/04/16
Time:16:34:05
Page:377 of 386

Write-In Votes RECEIVED 6

THE WHOLE NUMBER OF VOTES GIVEN: DEM Bear Lake Twp Treasurer
WAS 5 (OF WHICH)

Write-In Votes RECEIVED 5

THE WHOLE NUMBER OF VOTES GIVEN: DEM Bear Lake Twp Trustee
WAS 10 (OF WHICH)

Write-In Votes RECEIVED 10

THE WHOLE NUMBER OF VOTES GIVEN: DEM Brown Twp Supervisor
WAS 2 (OF WHICH)

Write-In Votes RECEIVED 2

THE WHOLE NUMBER OF VOTES GIVEN: DEM Brown Twp Clerk
WAS 41 (OF WHICH)

Pamela Tompke (DEM)	RECEIVED	41
Write-In Votes	RECEIVED	0

THE WHOLE NUMBER OF VOTES GIVEN: DEM Brown Twp Treasurer
WAS 2 (OF WHICH)

Write-In Votes RECEIVED 2

THE WHOLE NUMBER OF VOTES GIVEN: DEM Brown Twp Trustee
WAS 39 (OF WHICH)

Tim Joseph (DEM)	RECEIVED	39
Write-In Votes	RECEIVED	0

THE WHOLE NUMBER OF VOTES GIVEN: DEM Cleon Twp Supervisor
WAS 29 (OF WHICH)

Jeff Stanton (DEM)	RECEIVED	29
Write-In Votes	RECEIVED	0

THE WHOLE NUMBER OF VOTES GIVEN: DEM Cleon Twp Clerk
WAS 1 (OF WHICH)

Write-In Votes RECEIVED 1

THE WHOLE NUMBER OF VOTES GIVEN: DEM Cleon Twp Treasurer
WAS 1 (OF WHICH)

Write-In Votes RECEIVED 1

THE WHOLE NUMBER OF VOTES GIVEN: DEM Cleon Twp Trustee
WAS 30 (OF WHICH)

Todd Humphrey (DEM)	RECEIVED	30
Write-In Votes	RECEIVED	0

Statement of Votes Cast
Manistee County Michigan
Official Election Results
August 2, 2016 Primary Election

Date:08/04/16
Time:16:34:05
Page:378 of 386

THE WHOLE NUMBER OF VOTES GIVEN: DEM Dickson Twp Supervisor
WAS 4 (OF WHICH)

Write-In Votes	RECEIVED	4
----------------	----------	---

THE WHOLE NUMBER OF VOTES GIVEN: DEM Dickson Twp Clerk
WAS 48 (OF WHICH)

Joyce England (DEM)	RECEIVED	47
Write-In Votes	RECEIVED	1

THE WHOLE NUMBER OF VOTES GIVEN: DEM Dickson Twp Treasurer
WAS 3 (OF WHICH)

Write-In Votes	RECEIVED	3
----------------	----------	---

THE WHOLE NUMBER OF VOTES GIVEN: DEM Dickson Twp Trustee
WAS 49 (OF WHICH)

Tracy Weaver Wilks (DEM)	RECEIVED	47
Write-In Votes	RECEIVED	2

THE WHOLE NUMBER OF VOTES GIVEN: DEM Filer Twp Supervisor
WAS 326 (OF WHICH)

James A. Espvik (DEM)	RECEIVED	80
Terry Walker (DEM)	RECEIVED	244
Write-In Votes	RECEIVED	2

THE WHOLE NUMBER OF VOTES GIVEN: DEM Filer Twp Clerk
WAS 257 (OF WHICH)

Gerald A. Wosniewski (DEM)	RECEIVED	256
Write-In Votes	RECEIVED	1

THE WHOLE NUMBER OF VOTES GIVEN: DEM Filer Twp Treasurer
WAS 230 (OF WHICH)

Janelle Ware (DEM)	RECEIVED	227
Write-In Votes	RECEIVED	3

THE WHOLE NUMBER OF VOTES GIVEN: DEM Filer Twp Trustee
WAS 411 (OF WHICH)

Thomas Chycinski (DEM)	RECEIVED	200
Al Frye (DEM)	RECEIVED	158
Write-In Votes	RECEIVED	53

THE WHOLE NUMBER OF VOTES GIVEN: DEM Manistee Twp Supervisor
WAS 14 (OF WHICH)

Write-In Votes	RECEIVED	14
----------------	----------	----

THE WHOLE NUMBER OF VOTES GIVEN: DEM Manistee Twp Clerk
WAS 10 (OF WHICH)

Statement of Votes Cast
Manistee County Michigan
Official Election Results
August 2, 2016 Primary Election

Date:08/04/16
Time:16:34:05
Page:379 of 386

Write-In Votes RECEIVED 10

THE WHOLE NUMBER OF VOTES GIVEN: DEM Manistee Twp Treasurer
WAS 11 (OF WHICH)

Write-In Votes RECEIVED 11

THE WHOLE NUMBER OF VOTES GIVEN: DEM Manistee Twp Trustee
WAS 10 (OF WHICH)

Write-In Votes RECEIVED 10

THE WHOLE NUMBER OF VOTES GIVEN: DEM Maple Grv Twp Supervisor
WAS 7 (OF WHICH)

Write-In Votes RECEIVED 7

THE WHOLE NUMBER OF VOTES GIVEN: DEM Maple Grv Twp Clerk
WAS 63 (OF WHICH)

Karla Kasten (DEM)	RECEIVED	61
Write-In Votes	RECEIVED	2

THE WHOLE NUMBER OF VOTES GIVEN: DEM Maple Grv Twp Treasurer
WAS 7 (OF WHICH)

Write-In Votes RECEIVED 7

THE WHOLE NUMBER OF VOTES GIVEN: DEM Maple Grv Twp Trustee
WAS 87 (OF WHICH)

Joseph H. Barnett (DEM)	RECEIVED	48
M. W. Wrisley (DEM)	RECEIVED	36
Write-In Votes	RECEIVED	3

THE WHOLE NUMBER OF VOTES GIVEN: DEM Marilla Twp Supervisor
WAS 27 (OF WHICH)

Dave Barrett (DEM)	RECEIVED	27
Write-In Votes	RECEIVED	0

THE WHOLE NUMBER OF VOTES GIVEN: DEM Marilla Twp Clerk
WAS 25 (OF WHICH)

Connie Napier (DEM)	RECEIVED	25
Write-In Votes	RECEIVED	0

THE WHOLE NUMBER OF VOTES GIVEN: DEM Marilla Twp Treasurer
WAS 4 (OF WHICH)

Write-In Votes RECEIVED 4

THE WHOLE NUMBER OF VOTES GIVEN: DEM Marilla Twp Trustee
WAS 22 (OF WHICH)

Statement of Votes Cast
Manistee County Michigan
Official Election Results
August 2, 2016 Primary Election

Date:08/04/16
Time:16:34:05
Page:380 of 386

Janice R. Thomas (DEM)	RECEIVED	22
Write-In Votes	RECEIVED	0

THE WHOLE NUMBER OF VOTES GIVEN: DEM Norman Twp Supervisor
WAS 164 (OF WHICH)

Richard D. Mobley (DEM)	RECEIVED	97
Kevin Schuessler (DEM)	RECEIVED	67
Write-In Votes	RECEIVED	0

THE WHOLE NUMBER OF VOTES GIVEN: DEM Norman Twp Clerk
WAS 121 (OF WHICH)

Mary E. Soule (DEM)	RECEIVED	119
Write-In Votes	RECEIVED	2

THE WHOLE NUMBER OF VOTES GIVEN: DEM Norman Twp Treasurer
WAS 107 (OF WHICH)

Tammi Redman (DEM)	RECEIVED	107
Write-In Votes	RECEIVED	0

THE WHOLE NUMBER OF VOTES GIVEN: DEM Norman Twp Trustee
WAS 255 (OF WHICH)

Daniel A. Gosack (DEM)	RECEIVED	89
Jerry Self (DEM)	RECEIVED	84
Jordan Skiera (DEM)	RECEIVED	82
Write-In Votes	RECEIVED	0

THE WHOLE NUMBER OF VOTES GIVEN: DEM Onekama Twp Supervisor
WAS 10 (OF WHICH)

Write-In Votes	RECEIVED	10
----------------	----------	----

THE WHOLE NUMBER OF VOTES GIVEN: DEM Onekama Twp Clerk
WAS 113 (OF WHICH)

Linda Joseph (DEM)	RECEIVED	113
Write-In Votes	RECEIVED	0

THE WHOLE NUMBER OF VOTES GIVEN: DEM Onekama Twp Treasurer
WAS 9 (OF WHICH)

Write-In Votes	RECEIVED	9
----------------	----------	---

THE WHOLE NUMBER OF VOTES GIVEN: DEM Onekama Twp Trustee
WAS 10 (OF WHICH)

Write-In Votes	RECEIVED	10
----------------	----------	----

THE WHOLE NUMBER OF VOTES GIVEN: DEM Pleasanton Twp Supervisor
WAS 2 (OF WHICH)

Write-In Votes	RECEIVED	2
----------------	----------	---

Statement of Votes Cast
Manistee County Michigan
Official Election Results
August 2, 2016 Primary Election

Date:08/04/16
Time:16:34:05
Page:381 of 386

THE WHOLE NUMBER OF VOTES GIVEN: DEM Pleasanton Twp Clerk
WAS 2 (OF WHICH)

Write-In Votes	RECEIVED	2
----------------	----------	---

THE WHOLE NUMBER OF VOTES GIVEN: DEM Pleasanton Twp Treasurer
WAS 2 (OF WHICH)

Write-In Votes	RECEIVED	2
----------------	----------	---

THE WHOLE NUMBER OF VOTES GIVEN: DEM Pleasanton Twp Trustee
WAS 39 (OF WHICH)

Rochelle Rollenhagen (DEM)	RECEIVED	39
Write-In Votes	RECEIVED	0

THE WHOLE NUMBER OF VOTES GIVEN: DEM Springdale Twp Supervisor
WAS 3 (OF WHICH)

Write-In Votes	RECEIVED	3
----------------	----------	---

THE WHOLE NUMBER OF VOTES GIVEN: DEM Springdale Twp Clerk
WAS 34 (OF WHICH)

Donald Rau, Jr. (DEM)	RECEIVED	33
Write-In Votes	RECEIVED	1

THE WHOLE NUMBER OF VOTES GIVEN: DEM Springdale Twp Treasurer
WAS 33 (OF WHICH)

Richard Hitchingham (DEM)	RECEIVED	33
Write-In Votes	RECEIVED	0

THE WHOLE NUMBER OF VOTES GIVEN: DEM Springdale Twp Trustee
WAS 31 (OF WHICH)

Keith Moore (DEM)	RECEIVED	30
Write-In Votes	RECEIVED	1

THE WHOLE NUMBER OF VOTES GIVEN: DEM Stronach Twp Supervisor
WAS 45 (OF WHICH)

Phil Vadeboncoeur (DEM)	RECEIVED	43
Write-In Votes	RECEIVED	2

THE WHOLE NUMBER OF VOTES GIVEN: DEM Stronach Twp Clerk
WAS 2 (OF WHICH)

Write-In Votes	RECEIVED	2
----------------	----------	---

THE WHOLE NUMBER OF VOTES GIVEN: DEM Stronach Twp Treasurer
WAS 3 (OF WHICH)

Write-In Votes	RECEIVED	3
----------------	----------	---

THE WHOLE NUMBER OF VOTES GIVEN: DEM Stronach Twp Trustee

Statement of Votes Cast
Manistee County Michigan
Official Election Results
August 2, 2016 Primary Election

Date:08/04/16
Time:16:34:05
Page:382 of 386

WAS 80 (OF WHICH)

Rick Gerber (DEM)	RECEIVED	40
Terry L. Lindeman (DEM)	RECEIVED	40
Write-In Votes	RECEIVED	0

THE WHOLE NUMBER OF VOTES GIVEN: DEM C-Manistee 1 Delegate
WAS 302 (OF WHICH)

Rick Schrock (DEM)	RECEIVED	136
Lee Trucks (DEM)	RECEIVED	161
Write-In Votes	RECEIVED	5

THE WHOLE NUMBER OF VOTES GIVEN: DEM C-Manistee 2 Delegate
WAS 145 (OF WHICH)

David Alan Berns (DEM)	RECEIVED	140
Write-In Votes	RECEIVED	5

THE WHOLE NUMBER OF VOTES GIVEN: DEM Arcadia 1 Delegate
WAS 16 (OF WHICH)

Write-In Votes	RECEIVED	16
----------------	----------	----

THE WHOLE NUMBER OF VOTES GIVEN: DEM Bear Lk 1 Delegate
WAS 17 (OF WHICH)

Write-In Votes	RECEIVED	17
----------------	----------	----

THE WHOLE NUMBER OF VOTES GIVEN: DEM Brown 1 Delegate
WAS 3 (OF WHICH)

Write-In Votes	RECEIVED	3
----------------	----------	---

THE WHOLE NUMBER OF VOTES GIVEN: DEM Cleon 1 Delegate
WAS 3 (OF WHICH)

Write-In Votes	RECEIVED	3
----------------	----------	---

THE WHOLE NUMBER OF VOTES GIVEN: DEM Dickson 1 Delegate
WAS 4 (OF WHICH)

Write-In Votes	RECEIVED	4
----------------	----------	---

THE WHOLE NUMBER OF VOTES GIVEN: DEM Filer 1 Delegate
WAS 227 (OF WHICH)

Al Frye (DEM)	RECEIVED	222
Write-In Votes	RECEIVED	5

THE WHOLE NUMBER OF VOTES GIVEN: DEM Manistee 1 Delegate
WAS 188 (OF WHICH)

Gary Madden (DEM)	RECEIVED	180
Write-In Votes	RECEIVED	8

Statement of Votes Cast
Manistee County Michigan
Official Election Results
August 2, 2016 Primary Election

Date:08/04/16
Time:16:34:05
Page:383 of 386

THE WHOLE NUMBER OF VOTES GIVEN: DEM Maple Grv Delegate
WAS 56 (OF WHICH)

Rosemary Strine (DEM)	RECEIVED	52
Write-In Votes	RECEIVED	4

THE WHOLE NUMBER OF VOTES GIVEN: DEM Marilla 1 Delegate
WAS 1 (OF WHICH)

Write-In Votes	RECEIVED	1
----------------	----------	---

THE WHOLE NUMBER OF VOTES GIVEN: DEM Norman 1 Delegate
WAS 3 (OF WHICH)

Write-In Votes	RECEIVED	3
----------------	----------	---

THE WHOLE NUMBER OF VOTES GIVEN: DEM Onkama 1 Delegate
WAS 116 (OF WHICH)

Judith P. Cunningham (DEM)	RECEIVED	112
Write-In Votes	RECEIVED	4

THE WHOLE NUMBER OF VOTES GIVEN: DEM Pleasanton 1 Delegate
WAS 2 (OF WHICH)

Write-In Votes	RECEIVED	2
----------------	----------	---

THE WHOLE NUMBER OF VOTES GIVEN: DEM Springdale 1 Delegate
WAS 0 (OF WHICH)

Write-In Votes	RECEIVED	0
----------------	----------	---

THE WHOLE NUMBER OF VOTES GIVEN: DEM Stronach 1 Delegate
WAS 6 (OF WHICH)

Write-In Votes	RECEIVED	6
----------------	----------	---

THE WHOLE NUMBER OF VOTES GIVEN: County Med Care Prop
WAS 5197 (OF WHICH)

YES	RECEIVED	3843
NO	RECEIVED	1354

THE WHOLE NUMBER OF VOTES GIVEN: County Comm Age Prop
WAS 5188 (OF WHICH)

YES	RECEIVED	3852
NO	RECEIVED	1336

THE WHOLE NUMBER OF VOTES GIVEN: County Sep Tax Prop
WAS 5020 (OF WHICH)

YES	RECEIVED	3221
NO	RECEIVED	1799

THE WHOLE NUMBER OF VOTES GIVEN: Norman Twp Amb Prop

Statement of Votes Cast
Manistee County Michigan
Official Election Results
August 2, 2016 Primary Election

Date:08/04/16
Time:16:34:05
Page:384 of 386

WAS 352 (OF WHICH)

YES	RECEIVED	216
NO	RECEIVED	136

THE WHOLE NUMBER OF VOTES GIVEN: Norman Twp Fire Prop
WAS 351 (OF WHICH)

YES	RECEIVED	224
NO	RECEIVED	127

THE WHOLE NUMBER OF VOTES GIVEN: Onekama Tw Road Prop
WAS 463 (OF WHICH)

YES	RECEIVED	258
NO	RECEIVED	205

THE WHOLE NUMBER OF VOTES GIVEN: Pleasanton Twp Prop
WAS 145 (OF WHICH)

YES	RECEIVED	119
NO	RECEIVED	26

THE WHOLE NUMBER OF VOTES GIVEN: Cleon Tw Prop 1 Fire
WAS 90 (OF WHICH)

YES	RECEIVED	61
NO	RECEIVED	29

THE WHOLE NUMBER OF VOTES GIVEN: Cleon Tw Prop 2 Cem
WAS 89 (OF WHICH)

YES	RECEIVED	52
NO	RECEIVED	37

THE WHOLE NUMBER OF VOTES GIVEN: Maple Grove Twp Cem Prop 1
WAS 193 (OF WHICH)

YES	RECEIVED	140
NO	RECEIVED	53

THE WHOLE NUMBER OF VOTES GIVEN: Copemish Vil Rd Prop
WAS 23 (OF WHICH)

YES	RECEIVED	16
NO	RECEIVED	7

Statement of Votes Cast
Manistee County Michigan
Official Election Results
August 2, 2016 Primary Election

Date:08/04/16
Time:16:34:05
Page:385 of 386

CERTIFICATE OF DETERMINATION

State of Michigan


County of Manistee

WE DO HEREBY CERTIFY, That the foregoing is a correct statement of the votes given in Manistee County for the offices named in such statement and for the persons designated therein, and other matters submitted, at the Primary Election held on Tuesday, August 2, 2016.


IN WITNESS WHEREOF, We have hereunto set our hands and caused to be affixed the seal of the Circuit Court for the County of Manistee, State of Michigan, on August 5, 2016.








ATTEST:


Clerk of the Board of County Canvassers



Board of County Canvassers


State of Michigan

County of Manistee

WE DO HEREBY CERTIFY, That the foregoing is a correct transcript of the statement of the Board of County Canvassers of the County of Manistee of the votes given in such County for the offices named in said statement and for the persons designated therein, and other matters submitted, at the Primary Election, Tuesday, August 2, 2016, so far as it relates to the votes cast for said office, as appears from the original statement on file in the office of the County Clerk.

IN WITNESS WHEREOF, We have hereunto set our hands and caused to be affixed the seal of the Circuit Court for the County of Manistee, State of Michigan, on August 5, 2016.


Clerk of the Board of County Canvassers


Chairperson of the Board of County Canvassers

Statement of Votes Cast
Manistee County Michigan
Official Election Results
August 2, 2016 Primary Election

Date:08/04/16
Time:16:34:05
Page:386 of 386

Statement of Votes Cast
Marquette County, MI
2016 General Primary

Date:08/04/16
Time:15:07:05
Page:1 of 83

SOVC For Jurisdiction Wide, All Counters, All Races

	TURN OUT			REP D1 Congress				Write-In Votes
	Reg. Voters	Cards Cast	% Turnout	Reg. Voters	Jason Allen (REP)	Jack Bergman (REP)	Tom Casperson (REP)	
Jurisdiction Wide								
City of Ishpeming, Precinct 1	2295	509	22.18%	2295	5	50	59	0
City of Ishpeming, Precinct 2	2683	466	17.37%	2683	4	44	40	0
City of Marquette, Precinct 1	1983	523	26.37%	1983	7	46	63	0
City of Marquette, Precinct 2	2067	627	30.33%	2067	13	40	75	0
City of Marquette, Precinct 3	1540	600	38.96%	1540	6	33	70	0
City of Marquette, Precinct 4	1686	468	27.76%	1686	2	23	47	0
City of Marquette, Precinct 5	1698	450	26.50%	1698	5	13	38	0
City of Marquette, Precinct 6	1797	321	17.86%	1797	5	15	36	0
City of Marquette, Precinct 7	2115	661	31.25%	2115	7	27	52	0
City of Negaunee, Precinct 1	1857	410	22.08%	1857	10	30	41	0
City of Negaunee, Precinct 2	1854	542	29.23%	1854	8	32	47	0
Champion Township, Precinct 1	213	96	45.07%	213	0	1	3	0
Chocolay Charter Township, Precinct 1	2411	850	35.26%	2411	13	58	157	2
Chocolay Charter Township, Precinct 2	2322	932	40.14%	2322	14	82	147	0
Ely Township, Precinct 1	1651	420	25.44%	1651	5	41	48	0
Ewing Township, Precinct 1	105	42	40.00%	105	1	5	16	0
Forsyth Township, Precinct 1	2422	874	36.09%	2422	16	98	91	0
Forsyth Township, Precinct 2	788	286	36.29%	788	5	34	52	0
Forsyth Township, Precinct 3	1406	168	11.95%	1406	1	41	28	0
Humboldt Township, Precinct 1	342	142	41.52%	342	6	15	34	0
Ishpeming Township, Precinct 1	1350	366	27.11%	1350	6	39	56	0
Ishpeming Township, Precinct 2	1370	390	28.47%	1370	8	24	37	0
Marquette Charter Township, Precinct 1	2336	663	28.38%	2336	7	44	80	0
Marquette Charter Township, Precinct 2	1086	395	36.37%	1086	5	27	71	0
Michigamme Township, Precinct 1	293	149	50.85%	293	5	13	29	0
Negaunee Township, Precinct 1	2499	755	30.21%	2499	7	50	88	0
Powell Township, Precinct 1	505	175	34.65%	505	5	18	25	0
Powell Township, Precinct 2	205	56	27.32%	205	0	7	7	0
Republic Township, Precinct 1	873	437	50.06%	873	2	14	31	0
Richmond Township, Precinct 1	625	186	29.76%	625	1	10	11	0
Sands Township, Precinct 1	1809	480	26.53%	1809	16	58	90	0
Skandia Township, Precinct 1	664	171	25.75%	664	4	25	29	0
Tilden Township, Precinct 1	835	233	27.90%	835	3	23	35	0
Turin Township, Precinct 1	98	46	46.94%	98	0	10	9	0
Wells Township, Precinct 1	163	71	43.56%	163	1	5	10	0
West Branch Township, Precinct 1	1445	247	17.09%	1445	11	19	58	0
Total	49391	14207	28.76%	49391	214	1114	1810	2

RECEIVED/FILED

2016 AUG -8 AM 10:33

RECEIVED/FILED

Statement of Votes Cast
Marquette County, MI
2016 General Primary

Date:08/04/16
Time:15:07:05
Page:2 of 83

SOVC For Jurisdiction Wide, All Counters, All Races

	REP D109 St Rep				REP D110 St Rep			REP Co Pros Atty		REP Co Sheriff	
	Reg. Voters	Kevin W. Pfister (REP)	Melody Wagner Patter (REP)	Write-In Votes	Reg. Voters	Gregory Markkanen (REP)	Write-In Votes	Reg. Voters	Write-In Votes	Reg. Voters	Write-In Votes
Jurisdiction Wide											
City of Ishpeming, Precinct 1	2295	56	43	0	-	-	-	2295	14	2295	11
City of Ishpeming, Precinct 2	2683	42	30	1	-	-	-	2683	6	2683	5
City of Marquette, Precinct 1	1983	53	36	0	-	-	-	1983	1	1983	3
City of Marquette, Precinct 2	2067	50	61	0	-	-	-	2067	8	2067	8
City of Marquette, Precinct 3	1540	50	35	0	-	-	-	1540	7	1540	6
City of Marquette, Precinct 4	1686	32	22	0	-	-	-	1686	9	1686	11
City of Marquette, Precinct 5	1698	23	17	0	-	-	-	1698	3	1698	3
City of Marquette, Precinct 6	1797	29	17	0	-	-	-	1797	1	1797	1
City of Marquette, Precinct 7	2115	40	25	0	-	-	-	2115	8	2115	8
City of Negaunee, Precinct 1	1857	27	38	0	-	-	-	1857	2	1857	2
City of Negaunee, Precinct 2	1854	40	29	2	-	-	-	1854	5	1854	5
Champion Township, Precinct 1	213	0	4	0	-	-	-	213	0	213	0
Chocolay Charter Township, Precinct 1	2411	112	63	1	-	-	-	2411	12	2411	17
Chocolay Charter Township, Precinct 2	2322	108	98	0	-	-	-	2322	10	2322	10
Ely Township, Precinct 1	1651	55	30	0	-	-	-	1651	4	1651	6
Ewing Township, Precinct 1	105	11	4	0	-	-	-	105	1	105	0
Forsyth Township, Precinct 1	2422	109	69	2	-	-	-	2422	24	2422	23
Forsyth Township, Precinct 2	788	41	34	0	-	-	-	788	5	788	5
Forsyth Township, Precinct 3	1406	39	30	1	-	-	-	1406	8	1406	9
Humboldt Township, Precinct 1	342	25	25	0	-	-	-	342	4	342	4
Ishpeming Township, Precinct 1	-	-	-	-	1350	70	0	1350	2	1350	3
Ishpeming Township, Precinct 2	-	-	-	-	1370	59	0	1370	6	1370	6
Marquette Charter Township, Precinct 1	2336	60	45	0	-	-	-	2336	16	2336	14
Marquette Charter Township, Precinct 2	1086	51	28	0	-	-	-	1086	2	1086	2
Michigamne Township, Precinct 1	293	15	15	0	-	-	-	293	1	293	1
Negaunee Township, Precinct 1	2499	78	38	0	-	-	-	2499	3	2499	4
Powell Township, Precinct 1	-	-	-	-	505	33	0	505	4	505	4
Powell Township, Precinct 2	-	-	-	-	205	9	0	205	0	205	2
Republic Township, Precinct 1	873	26	16	0	-	-	-	873	5	873	6
Richmond Township, Precinct 1	625	7	10	0	-	-	-	625	3	625	2
Sands Township, Precinct 1	1809	86	53	1	-	-	-	1809	11	1809	11
Skandia Township, Precinct 1	664	27	20	0	-	-	-	664	3	664	3
Tilden Township, Precinct 1	835	34	11	1	-	-	-	835	3	835	3
Turin Township, Precinct 1	98	10	6	0	-	-	-	98	2	98	1
Wells Township, Precinct 1	163	10	5	0	-	-	-	163	2	163	2
West Branch Township, Precinct 1	1445	29	34	0	-	-	-	1445	5	1445	4
Total	45961	1375	991	9	3430	171	0	49391	200	49391	205

Statement of Votes Cast
Marquette County, MI
2016 General Primary

Date:08/04/16
Time:15:07:05
Page:3 of 83

SOVC For Jurisdiction Wide, All Counters, All Races

	REP Co Clerk		REP Co Treasurer		REP Co Reg of Deeds		REP Mine Inspector		REP Drain Comm	
	Reg. Voters	Write-In Votes	Reg. Voters	Write-In Votes	Reg. Voters	Write-In Votes	Reg. Voters	Write-In Votes	Reg. Voters	Write-In Votes
Jurisdiction Wide										
City of Ishpeming, Precinct 1	2295	11	2295	12	2295	11	2295	11	2295	12
City of Ishpeming, Precinct 2	2683	4	2683	5	2683	5	2683	5	2683	5
City of Marquette, Precinct 1	1983	1	1983	1	1983	2	1983	2	1983	1
City of Marquette, Precinct 2	2067	7	2067	7	2067	7	2067	8	2067	7
City of Marquette, Precinct 3	1540	6	1540	6	1540	6	1540	6	1540	7
City of Marquette, Precinct 4	1686	8	1686	7	1686	8	1686	6	1686	7
City of Marquette, Precinct 5	1698	3	1698	3	1698	3	1698	2	1698	2
City of Marquette, Precinct 6	1797	1	1797	0	1797	0	1797	0	1797	0
City of Marquette, Precinct 7	2115	6	2115	5	2115	6	2115	8	2115	5
City of Negaunee, Precinct 1	1857	1	1857	2	1857	2	1857	2	1857	2
City of Negaunee, Precinct 2	1854	5	1854	5	1854	5	1854	5	1854	5
Champion Township, Precinct 1	213	0	213	0	213	0	213	0	213	0
Chocolay Charter Township, Precinct 1	2411	13	2411	13	2411	13	2411	13	2411	13
Chocolay Charter Township, Precinct 2	2322	8	2322	7	2322	7	2322	5	2322	6
Ely Township, Precinct 1	1651	3	1651	3	1651	3	1651	3	1651	3
Ewing Township, Precinct 1	105	0	105	0	105	0	105	0	105	0
Forsyth Township, Precinct 1	2422	22	2422	22	2422	22	2422	22	2422	22
Forsyth Township, Precinct 2	788	5	788	5	788	5	788	5	788	5
Forsyth Township, Precinct 3	1406	6	1406	6	1406	6	1406	6	1406	5
Humboldt Township, Precinct 1	342	3	342	4	342	4	342	4	342	4
Ishpeming Township, Precinct 1	1350	2	1350	2	1350	2	1350	2	1350	2
Ishpeming Township, Precinct 2	1370	5	1370	5	1370	4	1370	5	1370	4
Marquette Charter Township, Precinct 1	2336	14	2336	14	2336	14	2336	14	2336	14
Marquette Charter Township, Precinct 2	1086	1	1086	1	1086	1	1086	1	1086	1
Michigamme Township, Precinct 1	293	1	293	1	293	1	293	1	293	1
Negaunee Township, Precinct 1	2499	3	2499	3	2499	3	2499	3	2499	3
Powell Township, Precinct 1	505	4	505	4	505	4	505	4	505	4
Powell Township, Precinct 2	205	0	205	0	205	0	205	0	205	0
Republic Township, Precinct 1	873	7	873	6	873	6	873	6	873	6
Richmond Township, Precinct 1	625	2	625	2	625	2	625	2	625	2
Sands Township, Precinct 1	1809	11	1809	11	1809	11	1809	11	1809	10
Skandia Township, Precinct 1	664	3	664	2	664	3	664	3	664	3
Tilden Township, Precinct 1	835	3	835	3	835	3	835	3	835	5
Turin Township, Precinct 1	98	1	98	1	98	1	98	1	98	1
Wells Township, Precinct 1	163	2	163	2	163	2	163	2	163	2
West Branch Township, Precinct 1	1445	3	1445	3	1445	3	1445	3	1445	3
Total	49391	175	49391	173	49391	175	49391	173	49391	172

Statement of Votes Cast

Marquette County, MI

2016 General Primary

SOVC For Jurisdiction Wide, All Counters, All Races

Date:08/04/16

Time:15:07:05

Page:4 of 83

	REP D1 Co Comm		REP D2 Co Comm		REP D3 Co Comm		REP D4 Co Comm		REP D5 Co Comm	
	Reg. Voters	Write-In Votes	Reg. Voters	Write-In Votes	Reg. Voters	Write-In Votes	Reg. Voters	Write-In Votes	Reg. Voters	Write-In Votes
Jurisdiction Wide										
City of Ishpeming, Precinct 1	-	-	-	-	-	-	2295	12	-	-
City of Ishpeming, Precinct 2	-	-	-	-	-	-	2683	5	-	-
City of Marquette, Precinct 1	-	-	-	-	1983	1	-	-	-	-
City of Marquette, Precinct 2	-	-	-	-	-	-	-	-	-	-
City of Marquette, Precinct 3	-	-	-	-	1540	7	-	-	-	-
City of Marquette, Precinct 4	-	-	-	-	1686	8	-	-	-	-
City of Marquette, Precinct 5	-	-	-	-	1698	3	-	-	-	-
City of Marquette, Precinct 6	1797	0	-	-	-	-	-	-	-	-
City of Marquette, Precinct 7	2115	5	-	-	-	-	-	-	-	-
City of Negaunee, Precinct 1	-	-	-	-	-	-	1857	2	-	-
City of Negaunee, Precinct 2	-	-	-	-	-	-	1854	4	-	-
Champion Township, Precinct 1	-	-	213	0	-	-	-	-	-	-
Chocolay Charter Township, Precinct 1	-	-	-	-	-	-	-	-	-	-
Chocolay Charter Township, Precinct 2	-	-	-	-	-	-	-	-	-	-
Ely Township, Precinct 1	-	-	1651	3	-	-	-	-	-	-
Ewing Township, Precinct 1	-	-	-	-	-	-	-	-	105	0
Forsyth Township, Precinct 1	-	-	-	-	-	-	-	-	2422	23
Forsyth Township, Precinct 2	-	-	-	-	-	-	-	-	788	5
Forsyth Township, Precinct 3	-	-	-	-	-	-	-	-	1406	7
Humboldt Township, Precinct 1	-	-	342	4	-	-	-	-	-	-
Ishpeming Township, Precinct 1	-	-	1350	2	-	-	-	-	-	-
Ishpeming Township, Precinct 2	-	-	1370	4	-	-	-	-	-	-
Marquette Charter Township, Precinct 1	2336	14	-	-	-	-	-	-	-	-
Marquette Charter Township, Precinct 2	-	-	-	-	1086	1	-	-	-	-
Michigamme Township, Precinct 1	-	-	293	1	-	-	-	-	-	-
Negaunee Township, Precinct 1	-	-	2499	3	-	-	-	-	-	-
Powell Township, Precinct 1	505	4	-	-	-	-	-	-	-	-
Powell Township, Precinct 2	205	0	-	-	-	-	-	-	-	-
Republic Township, Precinct 1	-	-	873	6	-	-	-	-	-	-
Richmond Township, Precinct 1	-	-	-	-	-	-	-	-	625	2
Sands Township, Precinct 1	-	-	-	-	-	-	-	-	-	-
Skandia Township, Precinct 1	-	-	-	-	-	-	-	-	664	3
Tilden Township, Precinct 1	-	-	-	-	-	-	-	-	835	4
Turin Township, Precinct 1	-	-	-	-	-	-	-	-	98	1
Wells Township, Precinct 1	-	-	-	-	-	-	-	-	163	2
West Branch Township, Precinct 1	-	-	-	-	-	-	-	-	1445	3
Total	6958	23	8591	23	7993	20	8689	23	8551	50

Statement of Votes Cast
Marquette County, MI
2016 General Primary

Date:08/04/16
Time:15:07:05
Page:5 of 83

SOVC For Jurisdiction Wide, All Counters, All Races

	REP D6 Co Comm		REP Champion Supv		REP Champion Clerk		REP Champion Treas		REP Champion Trustee	
	Reg. Voters	Write-In Votes	Reg. Voters	Write-In Votes	Reg. Voters	Write-In Votes	Reg. Voters	Write-In Votes	Reg. Voters	Write-In Votes
Jurisdiction Wide										
City of Ishpeming, Precinct 1
City of Ishpeming, Precinct 2
City of Marquette, Precinct 1
City of Marquette, Precinct 2	2067	6
City of Marquette, Precinct 3
City of Marquette, Precinct 4
City of Marquette, Precinct 5
City of Marquette, Precinct 6
City of Marquette, Precinct 7
City of Negaunee, Precinct 1
City of Negaunee, Precinct 2
Champion Township, Precinct 1	.	.	213	0	213	0	213	0	213	0
Chocolay Charter Township, Precinct 1	2411	12
Chocolay Charter Township, Precinct 2	2322	7
Ely Township, Precinct 1
Ewing Township, Precinct 1
Forsyth Township, Precinct 1
Forsyth Township, Precinct 2
Forsyth Township, Precinct 3
Humboldt Township, Precinct 1
Ishpeming Township, Precinct 1
Ishpeming Township, Precinct 2
Marquette Charter Township, Precinct 1
Marquette Charter Township, Precinct 2
Michigamme Township, Precinct 1
Negaunee Township, Precinct 1
Powell Township, Precinct 1
Powell Township, Precinct 2
Republic Township, Precinct 1
Richmond Township, Precinct 1
Sands Township, Precinct 1	1809	10
Skandia Township, Precinct 1
Tilden Township, Precinct 1
Turin Township, Precinct 1
Wells Township, Precinct 1
West Branch Township, Precinct 1
Total	8609	35	213	0	213	0	213	0	213	0

Statement of Votes Cast
Marquette County, MI
2016 General Primary

Date:08/04/16
Time:15:07:05
Page:6 of 83

SOVC For Jurisdiction Wide, All Counters, All Races

	REP Chocolay Supv		REP Chocolay Clerk		REP Chocolay Treas		REP Chocolay Trustee				
	Reg. Voters	Write-In Votes	Reg. Voters	Write-In Votes	Reg. Voters	Write-In Votes	Reg. Voters	David Lynch (REP)	Donald P. Rhein (REP)	Judy White (REP)	Write-In Votes
Jurisdiction Wide											
City of Ishpeming, Precinct 1	-	-	-	-	-	-	-	-	-	-	-
City of Ishpeming, Precinct 2	-	-	-	-	-	-	-	-	-	-	-
City of Marquette, Precinct 1	-	-	-	-	-	-	-	-	-	-	-
City of Marquette, Precinct 2	-	-	-	-	-	-	-	-	-	-	-
City of Marquette, Precinct 3	-	-	-	-	-	-	-	-	-	-	-
City of Marquette, Precinct 4	-	-	-	-	-	-	-	-	-	-	-
City of Marquette, Precinct 5	-	-	-	-	-	-	-	-	-	-	-
City of Marquette, Precinct 6	-	-	-	-	-	-	-	-	-	-	-
City of Marquette, Precinct 7	-	-	-	-	-	-	-	-	-	-	-
City of Negaunee, Precinct 1	-	-	-	-	-	-	-	-	-	-	-
City of Negaunee, Precinct 2	-	-	-	-	-	-	-	-	-	-	-
Champion Township, Precinct 1	-	-	-	-	-	-	-	-	-	-	-
Chocolay Charter Township, Precinct 1	2411	9	2411	9	2411	9	2411	129	99	122	6
Chocolay Charter Township, Precinct 2	2322	6	2322	6	2322	7	2322	157	120	138	0
Ely Township, Precinct 1	-	-	-	-	-	-	-	-	-	-	-
Ewing Township, Precinct 1	-	-	-	-	-	-	-	-	-	-	-
Forsyth Township, Precinct 1	-	-	-	-	-	-	-	-	-	-	-
Forsyth Township, Precinct 2	-	-	-	-	-	-	-	-	-	-	-
Forsyth Township, Precinct 3	-	-	-	-	-	-	-	-	-	-	-
Humboldt Township, Precinct 1	-	-	-	-	-	-	-	-	-	-	-
Ishpeming Township, Precinct 1	-	-	-	-	-	-	-	-	-	-	-
Ishpeming Township, Precinct 2	-	-	-	-	-	-	-	-	-	-	-
Marquette Charter Township, Precinct 1	-	-	-	-	-	-	-	-	-	-	-
Marquette Charter Township, Precinct 2	-	-	-	-	-	-	-	-	-	-	-
Michigamme Township, Precinct 1	-	-	-	-	-	-	-	-	-	-	-
Negaunee Township, Precinct 1	-	-	-	-	-	-	-	-	-	-	-
Powell Township, Precinct 1	-	-	-	-	-	-	-	-	-	-	-
Powell Township, Precinct 2	-	-	-	-	-	-	-	-	-	-	-
Republic Township, Precinct 1	-	-	-	-	-	-	-	-	-	-	-
Richmond Township, Precinct 1	-	-	-	-	-	-	-	-	-	-	-
Sands Township, Precinct 1	-	-	-	-	-	-	-	-	-	-	-
Skandia Township, Precinct 1	-	-	-	-	-	-	-	-	-	-	-
Tilden Township, Precinct 1	-	-	-	-	-	-	-	-	-	-	-
Turin Township, Precinct 1	-	-	-	-	-	-	-	-	-	-	-
Wells Township, Precinct 1	-	-	-	-	-	-	-	-	-	-	-
West Branch Township, Precinct 1	-	-	-	-	-	-	-	-	-	-	-
Total	4733	15	4733	15	4733	16	4733	286	219	260	6

Statement of Votes Cast
Marquette County, MI
2016 General Primary

Date:08/04/16
Time:15:07:05
Page:7 of 83

SOVC For Jurisdiction Wide, All Counters, All Races

	REP Ely Supv		REP Ely Clerk		REP Ely Treas			REP Ely Trustee		REP Ewing Supv	
	Reg. Voters	Write-In Votes	Reg. Voters	Write-In Votes	Reg. Voters	Beity L. Grund (REP)	Write-In Votes	Reg. Voters	Write-In Votes	Reg. Voters	Write-In Votes
Jurisdiction Wide											
City of Ishpeming, Precinct 1
City of Ishpeming, Precinct 2
City of Marquette, Precinct 1
City of Marquette, Precinct 2
City of Marquette, Precinct 3
City of Marquette, Precinct 4
City of Marquette, Precinct 5
City of Marquette, Precinct 6
City of Marquette, Precinct 7
City of Negaunee, Precinct 1
City of Negaunee, Precinct 2
Champion Township, Precinct 1
Chocolay Charter Township, Precinct 1
Chocolay Charter Township, Precinct 2
Ely Township, Precinct 1	1651	3	1651	1	1651	57	0	1651	3	105	0
Ewing Township, Precinct 1
Forsyth Township, Precinct 1
Forsyth Township, Precinct 2
Forsyth Township, Precinct 3
Humboldt Township, Precinct 1
Ishpeming Township, Precinct 1
Ishpeming Township, Precinct 2
Marquette Charter Township, Precinct 1
Marquette Charter Township, Precinct 2
Michigamme Township, Precinct 1
Negaunee Township, Precinct 1
Powell Township, Precinct 1
Powell Township, Precinct 2
Republic Township, Precinct 1
Richmond Township, Precinct 1
Sands Township, Precinct 1
Skandia Township, Precinct 1
Tilden Township, Precinct 1
Turin Township, Precinct 1
Wells Township, Precinct 1
West Branch Township, Precinct 1
Total	1651	3	1651	1	1651	57	0	1651	3	105	0

Statement of Votes Cast
Marquette County, MI
2016 General Primary

Date:08/04/16
Time:15:07:05
Page:8 of 83

SOVC For Jurisdiction Wide, All Counters, All Races

	REP Ewing Clerk		REP Ewing Treas			REP Ewing Trustee			REP Forsyth Supv	
	Reg. Voters	Write-In Votes	Reg. Voters	Donna J. Siriola (REP)	Write-In Votes	Reg. Voters	Sharon Reiniche (REP)	Write-In Votes	Reg. Voters	Write-In Votes
Jurisdiction Wide										
City of Ishpeming, Precinct 1
City of Ishpeming, Precinct 2
City of Marquette, Precinct 1
City of Marquette, Precinct 2
City of Marquette, Precinct 3
City of Marquette, Precinct 4
City of Marquette, Precinct 5
City of Marquette, Precinct 6
City of Marquette, Precinct 7
City of Negaunee, Precinct 1
City of Negaunee, Precinct 2
Champion Township, Precinct 1
Chocolay Charter Township, Precinct 1
Chocolay Charter Township, Precinct 2
Ely Township, Precinct 1
Ewing Township, Precinct 1	105	0	105	14	0	105	12	0		
Forsyth Township, Precinct 1	2422	21
Forsyth Township, Precinct 2	788	5
Forsyth Township, Precinct 3	1406	8
Humboldt Township, Precinct 1
Ishpeming Township, Precinct 1
Ishpeming Township, Precinct 2
Marquette Charter Township, Precinct 1
Marquette Charter Township, Precinct 2
Michigamme Township, Precinct 1
Negaunee Township, Precinct 1
Powell Township, Precinct 1
Powell Township, Precinct 2
Republic Township, Precinct 1
Richmond Township, Precinct 1
Sands Township, Precinct 1
Skandia Township, Precinct 1
Tikden Township, Precinct 1
Turin Township, Precinct 1
Wells Township, Precinct 1
West Branch Township, Precinct 1
Total	105	0	105	14	0	105	12	0	4616	34

Statement of Votes Cast
Marquette County, MI
2016 General Primary

Date:08/04/16
Time:15:07:05
Page:9 of 83

SOVC For Jurisdiction Wide, All Counters, All Races

	REP Forsyth Clerk			REP Forsyth Treas		REP Forsyth Trustee		
	Reg. Voters	Michelle Borrett (REP)	Write-In Votes	Reg. Voters	Write-In Votes	Reg. Voters	Peggy Noha (REP)	Write-In Votes
Jurisdiction Wide								
City of Ishpeming, Precinct 1	-	-	-	-	-	-	-	-
City of Ishpeming, Precinct 2	-	-	-	-	-	-	-	-
City of Marquette, Precinct 1	-	-	-	-	-	-	-	-
City of Marquette, Precinct 2	-	-	-	-	-	-	-	-
City of Marquette, Precinct 3	-	-	-	-	-	-	-	-
City of Marquette, Precinct 4	-	-	-	-	-	-	-	-
City of Marquette, Precinct 5	-	-	-	-	-	-	-	-
City of Marquette, Precinct 6	-	-	-	-	-	-	-	-
City of Marquette, Precinct 7	-	-	-	-	-	-	-	-
City of Negaunee, Precinct 1	-	-	-	-	-	-	-	-
City of Negaunee, Precinct 2	-	-	-	-	-	-	-	-
Champion Township, Precinct 1	-	-	-	-	-	-	-	-
Chocolay Charter Township, Precinct 1	-	-	-	-	-	-	-	-
Chocolay Charter Township, Precinct 2	-	-	-	-	-	-	-	-
Ely Township, Precinct 1	-	-	-	-	-	-	-	-
Ewing Township, Precinct 1	-	-	-	-	-	-	-	-
Forsyth Township, Precinct 1	2422	139	3	2422	19	2422	139	5
Forsyth Township, Precinct 2	788	63	0	788	5	788	58	0
Forsyth Township, Precinct 3	1406	50	1	1406	6	1406	47	0
Humboldt Township, Precinct 1	-	-	-	-	-	-	-	-
Ishpeming Township, Precinct 1	-	-	-	-	-	-	-	-
Ishpeming Township, Precinct 2	-	-	-	-	-	-	-	-
Marquette Charter Township, Precinct 1	-	-	-	-	-	-	-	-
Marquette Charter Township, Precinct 2	-	-	-	-	-	-	-	-
Michigamme Township, Precinct 1	-	-	-	-	-	-	-	-
Negaunee Township, Precinct 1	-	-	-	-	-	-	-	-
Powell Township, Precinct 1	-	-	-	-	-	-	-	-
Powell Township, Precinct 2	-	-	-	-	-	-	-	-
Republic Township, Precinct 1	-	-	-	-	-	-	-	-
Richmond Township, Precinct 1	-	-	-	-	-	-	-	-
Sands Township, Precinct 1	-	-	-	-	-	-	-	-
Skandia Township, Precinct 1	-	-	-	-	-	-	-	-
Tilden Township, Precinct 1	-	-	-	-	-	-	-	-
Turia Township, Precinct 1	-	-	-	-	-	-	-	-
Wells Township, Precinct 1	-	-	-	-	-	-	-	-
West Branch Township, Precinct 1	-	-	-	-	-	-	-	-
Total	4616	252	4	4616	30	4616	244	5

Statement of Votes Cast
Marquette County, MI
2016 General Primary

Date:08/04/16
Time:15:07:05
Page:10 of 83

SOVC For Jurisdiction Wide, All Counters, All Races

	REP Humboldt Supv				REP Humboldt Clerk			REP Humboldt Treas	
	Reg. Voters	Thomas A. Hadfield (REP)	Thomas Prophet (REP)	Write-In Votes	Reg. Voters	Sarah Eielamaki (REP)	Write-In Votes	Reg. Voters	Write-In Votes
Jurisdiction Wide									
City of Ishpeming, Precinct 1	-	-	-	-	-	-	-	-	-
City of Ishpeming, Precinct 2	-	-	-	-	-	-	-	-	-
City of Marquette, Precinct 1	-	-	-	-	-	-	-	-	-
City of Marquette, Precinct 2	-	-	-	-	-	-	-	-	-
City of Marquette, Precinct 3	-	-	-	-	-	-	-	-	-
City of Marquette, Precinct 4	-	-	-	-	-	-	-	-	-
City of Marquette, Precinct 5	-	-	-	-	-	-	-	-	-
City of Marquette, Precinct 6	-	-	-	-	-	-	-	-	-
City of Marquette, Precinct 7	-	-	-	-	-	-	-	-	-
City of Negaunee, Precinct 1	-	-	-	-	-	-	-	-	-
City of Negaunee, Precinct 2	-	-	-	-	-	-	-	-	-
Champion Township, Precinct 1	-	-	-	-	-	-	-	-	-
Chocolay Charter Township, Precinct 1	-	-	-	-	-	-	-	-	-
Chocolay Charter Township, Precinct 2	-	-	-	-	-	-	-	-	-
Ely Township, Precinct 1	-	-	-	-	-	-	-	-	-
Ewing Township, Precinct 1	-	-	-	-	-	-	-	-	-
Forsyth Township, Precinct 1	-	-	-	-	-	-	-	-	-
Forsyth Township, Precinct 2	-	-	-	-	-	-	-	-	-
Forsyth Township, Precinct 3	-	-	-	-	-	-	-	-	-
Humboldt Township, Precinct 1	342	14	38	0	342	45	0	342	4
Ishpeming Township, Precinct 1	-	-	-	-	-	-	-	-	-
Ishpeming Township, Precinct 2	-	-	-	-	-	-	-	-	-
Marquette Charter Township, Precinct 1	-	-	-	-	-	-	-	-	-
Marquette Charter Township, Precinct 2	-	-	-	-	-	-	-	-	-
Michigamme Township, Precinct 1	-	-	-	-	-	-	-	-	-
Negaunee Township, Precinct 1	-	-	-	-	-	-	-	-	-
Powell Township, Precinct 1	-	-	-	-	-	-	-	-	-
Powell Township, Precinct 2	-	-	-	-	-	-	-	-	-
Republic Township, Precinct 1	-	-	-	-	-	-	-	-	-
Richmond Township, Precinct 1	-	-	-	-	-	-	-	-	-
Sands Township, Precinct 1	-	-	-	-	-	-	-	-	-
Skandia Township, Precinct 1	-	-	-	-	-	-	-	-	-
Tilden Township, Precinct 1	-	-	-	-	-	-	-	-	-
Turin Township, Precinct 1	-	-	-	-	-	-	-	-	-
Wells Township, Precinct 1	-	-	-	-	-	-	-	-	-
West Branch Township, Precinct 1	-	-	-	-	-	-	-	-	-
Total	342	14	38	0	342	45	0	342	4

Statement of Votes Cast
Marquette County, MI
2016 General Primary

Date:08/04/16
Time:15:07:05
Page:11 of 83

SOVC For Jurisdiction Wide, All Counters, All Races

	REP Humboldt Trustee			REP Ishpeming Supv		REP Ishpeming Clerk		REP Ishpeming Treas		REP Ishpeming Trustee	
	Reg. Voters	Peter E. Koski (REP)	Write-In Votes	Reg. Voters	Write-In Votes	Reg. Voters	Write-In Votes	Reg. Voters	Write-In Votes	Reg. Voters	Write-In Votes
Jurisdiction Wide											
City of Ishpeming, Precinct 1	
City of Ishpeming, Precinct 2	
City of Marquette, Precinct 1	
City of Marquette, Precinct 2	
City of Marquette, Precinct 3	
City of Marquette, Precinct 4	
City of Marquette, Precinct 5	
City of Marquette, Precinct 6	
City of Marquette, Precinct 7	
City of Negaunee, Precinct 1	
City of Negaunee, Precinct 2	
Champion Township, Precinct 1	
Chocolay Charter Township, Precinct 1	
Chocolay Charter Township, Precinct 2	
Ely Township, Precinct 1	
Ewing Township, Precinct 1	
Forsyth Township, Precinct 1	
Forsyth Township, Precinct 2	
Forsyth Township, Precinct 3	
Humboldt Township, Precinct 1	342	40	0	
Ishpeming Township, Precinct 1	.	.		1350	0	1350	0	1350	0	1350	0
Ishpeming Township, Precinct 2	.	.		1370	4	1370	4	1370	3	1370	2
Marquette Charter Township, Precinct 1	
Marquette Charter Township, Precinct 2	
Michiganme Township, Precinct 1	
Negaunee Township, Precinct 1	
Powell Township, Precinct 1	
Powell Township, Precinct 2	
Republic Township, Precinct 1	
Richmond Township, Precinct 1	
Sands Township, Precinct 1	
Skandia Township, Precinct 1	
Tilden Township, Precinct 1	
Turin Township, Precinct 1	
Wells Township, Precinct 1	
West Branch Township, Precinct 1	
Total	342	40	0	2720	4	2720	4	2720	3	2720	2

Statement of Votes Cast
Marquette County, MI
2016 General Primary

Date:08/04/16
Time:15:07:05
Page:12 of 83

SOVC For Jurisdiction Wide, All Counters, All Races

	REP Marquette Supv		REP Marquette Clerk		REP Marquette Treas		
	Reg. Voters	Write-In Votes	Reg. Voters	Write-In Votes	Reg. Voters	Daniel J. Adamini (REP)	Write-In Votes
Jurisdiction Wide							
City of Ishpeming, Precinct 1	-	-	-	-	-	-	-
City of Ishpeming, Precinct 2	-	-	-	-	-	-	-
City of Marquette, Precinct 1	-	-	-	-	-	-	-
City of Marquette, Precinct 2	-	-	-	-	-	-	-
City of Marquette, Precinct 3	-	-	-	-	-	-	-
City of Marquette, Precinct 4	-	-	-	-	-	-	-
City of Marquette, Precinct 5	-	-	-	-	-	-	-
City of Marquette, Precinct 6	-	-	-	-	-	-	-
City of Marquette, Precinct 7	-	-	-	-	-	-	-
City of Negaunee, Precinct 1	-	-	-	-	-	-	-
City of Negaunee, Precinct 2	-	-	-	-	-	-	-
Champion Township, Precinct 1	-	-	-	-	-	-	-
Chocolay Charter Township, Precinct 1	-	-	-	-	-	-	-
Chocolay Charter Township, Precinct 2	-	-	-	-	-	-	-
Ely Township, Precinct 1	-	-	-	-	-	-	-
Ewing Township, Precinct 1	-	-	-	-	-	-	-
Forsyth Township, Precinct 1	-	-	-	-	-	-	-
Forsyth Township, Precinct 2	-	-	-	-	-	-	-
Forsyth Township, Precinct 3	-	-	-	-	-	-	-
Humboldt Township, Precinct 1	-	-	-	-	-	-	-
Ishpeming Township, Precinct 1	-	-	-	-	-	-	-
Ishpeming Township, Precinct 2	-	-	-	-	-	-	-
Marquette Charter Township, Precinct 1	2336	13	2336	13	2336	90	0
Marquette Charter Township, Precinct 2	1086	1	1086	3	1086	65	1
Michigamme Township, Precinct 1	-	-	-	-	-	-	-
Negaunee Township, Precinct 1	-	-	-	-	-	-	-
Powell Township, Precinct 1	-	-	-	-	-	-	-
Powell Township, Precinct 2	-	-	-	-	-	-	-
Republic Township, Precinct 1	-	-	-	-	-	-	-
Richmond Township, Precinct 1	-	-	-	-	-	-	-
Sands Township, Precinct 1	-	-	-	-	-	-	-
Skandia Township, Precinct 1	-	-	-	-	-	-	-
Tilden Township, Precinct 1	-	-	-	-	-	-	-
Turin Township, Precinct 1	-	-	-	-	-	-	-
Wells Township, Precinct 1	-	-	-	-	-	-	-
West Branch Township, Precinct 1	-	-	-	-	-	-	-
Total	3422	14	3422	16	3422	155	1

Statement of Votes Cast
Marquette County, MI
2016 General Primary

Date:08/04/16
Time:15:07:05
Page:13 of 83

SOVC For Jurisdiction Wide, All Counters, All Races

	REP Marquette Trustee				Write-In Votes	REP Michigamme Supv		REP Michigamme Clerk		REP Michigamme Treas	
	Reg. Voters	Dan R. Everson (REP)	Jerome F. LaRue (REP)	Dave Wiegand (REP)		Reg. Voters	Write-In Votes	Reg. Voters	Write-In Votes	Reg. Voters	Write-In Votes
Jurisdiction Wide											
City of Ishpeming, Precinct 1	-	-	-	-	-	-	-	-	-	-	-
City of Ishpeming, Precinct 2	-	-	-	-	-	-	-	-	-	-	-
City of Marquette, Precinct 1	-	-	-	-	-	-	-	-	-	-	-
City of Marquette, Precinct 2	-	-	-	-	-	-	-	-	-	-	-
City of Marquette, Precinct 3	-	-	-	-	-	-	-	-	-	-	-
City of Marquette, Precinct 4	-	-	-	-	-	-	-	-	-	-	-
City of Marquette, Precinct 5	-	-	-	-	-	-	-	-	-	-	-
City of Marquette, Precinct 6	-	-	-	-	-	-	-	-	-	-	-
City of Marquette, Precinct 7	-	-	-	-	-	-	-	-	-	-	-
City of Negaunee, Precinct 1	-	-	-	-	-	-	-	-	-	-	-
City of Negaunee, Precinct 2	-	-	-	-	-	-	-	-	-	-	-
Champion Township, Precinct 1	-	-	-	-	-	-	-	-	-	-	-
Chocolay Charter Township, Precinct 1	-	-	-	-	-	-	-	-	-	-	-
Chocolay Charter Township, Precinct 2	-	-	-	-	-	-	-	-	-	-	-
Ely Township, Precinct 1	-	-	-	-	-	-	-	-	-	-	-
Ewing Township, Precinct 1	-	-	-	-	-	-	-	-	-	-	-
Forsyth Township, Precinct 1	-	-	-	-	-	-	-	-	-	-	-
Forsyth Township, Precinct 2	-	-	-	-	-	-	-	-	-	-	-
Forsyth Township, Precinct 3	-	-	-	-	-	-	-	-	-	-	-
Humboldt Township, Precinct 1	-	-	-	-	-	-	-	-	-	-	-
Ishpeming Township, Precinct 1	-	-	-	-	-	-	-	-	-	-	-
Ishpeming Township, Precinct 2	-	-	-	-	-	-	-	-	-	-	-
Marquette Charter Township, Precinct 1	2336	86	66	64	1	-	-	-	-	-	-
Marquette Charter Township, Precinct 2	1086	60	63	58	1	-	-	-	-	-	-
Michigamme Township, Precinct 1	-	-	-	-	-	293	2	293	2	293	2
Negaunee Township, Precinct 1	-	-	-	-	-	-	-	-	-	-	-
Powell Township, Precinct 1	-	-	-	-	-	-	-	-	-	-	-
Powell Township, Precinct 2	-	-	-	-	-	-	-	-	-	-	-
Republic Township, Precinct 1	-	-	-	-	-	-	-	-	-	-	-
Richmond Township, Precinct 1	-	-	-	-	-	-	-	-	-	-	-
Sands Township, Precinct 1	-	-	-	-	-	-	-	-	-	-	-
Skandia Township, Precinct 1	-	-	-	-	-	-	-	-	-	-	-
Tilden Township, Precinct 1	-	-	-	-	-	-	-	-	-	-	-
Turin Township, Precinct 1	-	-	-	-	-	-	-	-	-	-	-
Wells Township, Precinct 1	-	-	-	-	-	-	-	-	-	-	-
West Branch Township, Precinct 1	-	-	-	-	-	-	-	-	-	-	-
Total	3422	146	129	122	2	293	2	293	2	293	2

Statement of Votes Cast
Marquette County, MI
2016 General Primary

Date:08/04/16
Time:15:07:05
Page:14 of 83

SOVC For Jurisdiction Wide, All Counters, All Races

	REP Michigamme Trustee		REP Negaunee Supv		REP Negaunee Clerk		REP Nagaunee Treas		REP Negaunee Comm Brd		
	Reg. Voters	Write-In Votes	Reg. Voters	Write-In Votes	Reg. Voters	Write-In Votes	Reg. Voters	Write-In Votes	Reg. Voters	Stephen Olsen (REP)	Write-In Votes
Jurisdiction Wide											
City of Ishpeming, Precinct 1	-	-	-	-	-	-	-	-	-	-	-
City of Ishpeming, Precinct 2	-	-	-	-	-	-	-	-	-	-	-
City of Marquette, Precinct 1	-	-	-	-	-	-	-	-	-	-	-
City of Marquette, Precinct 2	-	-	-	-	-	-	-	-	-	-	-
City of Marquette, Precinct 3	-	-	-	-	-	-	-	-	-	-	-
City of Marquette, Precinct 4	-	-	-	-	-	-	-	-	-	-	-
City of Marquette, Precinct 5	-	-	-	-	-	-	-	-	-	-	-
City of Marquette, Precinct 6	-	-	-	-	-	-	-	-	-	-	-
City of Marquette, Precinct 7	-	-	-	-	-	-	-	-	-	-	-
City of Negaunee, Precinct 1	-	-	-	-	-	-	-	-	-	-	-
City of Negaunee, Precinct 2	-	-	-	-	-	-	-	-	-	-	-
Champion Township, Precinct 1	-	-	-	-	-	-	-	-	-	-	-
Chocolay Charter Township, Precinct 1	-	-	-	-	-	-	-	-	-	-	-
Chocolay Charter Township, Precinct 2	-	-	-	-	-	-	-	-	-	-	-
Ely Township, Precinct 1	-	-	-	-	-	-	-	-	-	-	-
Ewing Township, Precinct 1	-	-	-	-	-	-	-	-	-	-	-
Forsyth Township, Precinct 1	-	-	-	-	-	-	-	-	-	-	-
Forsyth Township, Precinct 2	-	-	-	-	-	-	-	-	-	-	-
Forsyth Township, Precinct 3	-	-	-	-	-	-	-	-	-	-	-
Humboldt Township, Precinct 1	-	-	-	-	-	-	-	-	-	-	-
Ishpeming Township, Precinct 1	-	-	-	-	-	-	-	-	-	-	-
Ishpeming Township, Precinct 2	-	-	-	-	-	-	-	-	-	-	-
Marquette Charter Township, Precinct 1	-	-	-	-	-	-	-	-	-	-	-
Marquette Charter Township, Precinct 2	-	-	-	-	-	-	-	-	-	-	-
Michigamme Township, Precinct 1	293	3	-	-	-	-	-	-	-	-	-
Negaunee Township, Precinct 1	-	-	2499	3	2499	3	2499	3	2499	81	0
Powell Township, Precinct 1	-	-	-	-	-	-	-	-	-	-	-
Powell Township, Precinct 2	-	-	-	-	-	-	-	-	-	-	-
Republic Township, Precinct 1	-	-	-	-	-	-	-	-	-	-	-
Richmond Township, Precinct 1	-	-	-	-	-	-	-	-	-	-	-
Sands Township, Precinct 1	-	-	-	-	-	-	-	-	-	-	-
Skandia Township, Precinct 1	-	-	-	-	-	-	-	-	-	-	-
Tilden Township, Precinct 1	-	-	-	-	-	-	-	-	-	-	-
Turin Township, Precinct 1	-	-	-	-	-	-	-	-	-	-	-
Wells Township, Precinct 1	-	-	-	-	-	-	-	-	-	-	-
West Branch Township, Precinct 1	-	-	-	-	-	-	-	-	-	-	-
Total	293	3	2499	3	2499	3	2499	3	2499	81	0

Statement of Votes Cast
Marquette County, MI
2016 General Primary

Date:08/04/16
Time:15:07:05
Page:15 of 83

SOVC For Jurisdiction Wide, All Counters, All Races

	REP Negaunee Trustee		REP Powell Supv		REP Powell Clerk		REP Powell Treas	
	Reg. Voters	Write-In Votes	Reg. Voters	Write-In Votes	Reg. Voters	Write-In Votes	Reg. Voters	Write-In Votes
Jurisdiction Wide								
City of Ishpeming, Precinct 1	-	-	-	-	-	-	-	-
City of Ishpeming, Precinct 2	-	-	-	-	-	-	-	-
City of Marquette, Precinct 1	-	-	-	-	-	-	-	-
City of Marquette, Precinct 2	-	-	-	-	-	-	-	-
City of Marquette, Precinct 3	-	-	-	-	-	-	-	-
City of Marquette, Precinct 4	-	-	-	-	-	-	-	-
City of Marquette, Precinct 5	-	-	-	-	-	-	-	-
City of Marquette, Precinct 6	-	-	-	-	-	-	-	-
City of Marquette, Precinct 7	-	-	-	-	-	-	-	-
City of Negaunee, Precinct 1	-	-	-	-	-	-	-	-
City of Negaunee, Precinct 2	-	-	-	-	-	-	-	-
Champion Township, Precinct 1	-	-	-	-	-	-	-	-
Chocolay Charter Township, Precinct 1	-	-	-	-	-	-	-	-
Chocolay Charter Township, Precinct 2	-	-	-	-	-	-	-	-
Ely Township, Precinct 1	-	-	-	-	-	-	-	-
Ewing Township, Precinct 1	-	-	-	-	-	-	-	-
Forsyth Township, Precinct 1	-	-	-	-	-	-	-	-
Forsyth Township, Precinct 2	-	-	-	-	-	-	-	-
Forsyth Township, Precinct 3	-	-	-	-	-	-	-	-
Humboldt Township, Precinct 1	-	-	-	-	-	-	-	-
Ishpeming Township, Precinct 1	-	-	-	-	-	-	-	-
Ishpeming Township, Precinct 2	-	-	-	-	-	-	-	-
Marquette Charter Township, Precinct 1	-	-	-	-	-	-	-	-
Marquette Charter Township, Precinct 2	-	-	-	-	-	-	-	-
Michigan Lake Township, Precinct 1	-	-	-	-	-	-	-	-
Negaunee Township, Precinct 1	2499	2	-	-	-	-	-	-
Powell Township, Precinct 1	-	-	505	6	505	6	505	6
Powell Township, Precinct 2	-	-	205	0	205	0	205	0
Republic Township, Precinct 1	-	-	-	-	-	-	-	-
Richmond Township, Precinct 1	-	-	-	-	-	-	-	-
Sands Township, Precinct 1	-	-	-	-	-	-	-	-
Skandia Township, Precinct 1	-	-	-	-	-	-	-	-
Tilden Township, Precinct 1	-	-	-	-	-	-	-	-
Turin Township, Precinct 1	-	-	-	-	-	-	-	-
Wells Township, Precinct 1	-	-	-	-	-	-	-	-
West Branch Township, Precinct 1	-	-	-	-	-	-	-	-
Total	2499	2	710	6	710	6	710	6

Statement of Votes Cast
Marquette County, MI
2016 General Primary

Date:08/04/16
Time:15:07:05
Page:16 of 83

SOVC For Jurisdiction Wide, All Counters, All Races

	REP Powell Trustee				REP Republic Supv		REP Republic Clerk		REP Republic Treas	
	Reg. Voters	Denise Hudson (REP)	Joseph E. Stanley (REP)	Write-In Votes	Reg. Voters	Write-In Votes	Reg. Voters	Write-In Votes	Reg. Voters	Write-In Votes
Jurisdiction Wide										
City of Ishpeming, Precinct 1	-	-	-	-	-	-	-	-	-	-
City of Ishpeming, Precinct 2	-	-	-	-	-	-	-	-	-	-
City of Marquette, Precinct 1	-	-	-	-	-	-	-	-	-	-
City of Marquette, Precinct 2	-	-	-	-	-	-	-	-	-	-
City of Marquette, Precinct 3	-	-	-	-	-	-	-	-	-	-
City of Marquette, Precinct 4	-	-	-	-	-	-	-	-	-	-
City of Marquette, Precinct 5	-	-	-	-	-	-	-	-	-	-
City of Marquette, Precinct 6	-	-	-	-	-	-	-	-	-	-
City of Marquette, Precinct 7	-	-	-	-	-	-	-	-	-	-
City of Negaunee, Precinct 1	-	-	-	-	-	-	-	-	-	-
City of Negaunee, Precinct 2	-	-	-	-	-	-	-	-	-	-
Champion Township, Precinct 1	-	-	-	-	-	-	-	-	-	-
Chocolay Charter Township, Precinct 1	-	-	-	-	-	-	-	-	-	-
Chocolay Charter Township, Precinct 2	-	-	-	-	-	-	-	-	-	-
Ely Township, Precinct 1	-	-	-	-	-	-	-	-	-	-
Ewing Township, Precinct 1	-	-	-	-	-	-	-	-	-	-
Forsyth Township, Precinct 1	-	-	-	-	-	-	-	-	-	-
Forsyth Township, Precinct 2	-	-	-	-	-	-	-	-	-	-
Forsyth Township, Precinct 3	-	-	-	-	-	-	-	-	-	-
Humboldt Township, Precinct 1	-	-	-	-	-	-	-	-	-	-
Ishpeming Township, Precinct 1	-	-	-	-	-	-	-	-	-	-
Ishpeming Township, Precinct 2	-	-	-	-	-	-	-	-	-	-
Marquette Charter Township, Precinct 1	-	-	-	-	-	-	-	-	-	-
Marquette Charter Township, Precinct 2	-	-	-	-	-	-	-	-	-	-
Michiganme Township, Precinct 1	-	-	-	-	-	-	-	-	-	-
Negaunee Township, Precinct 1	-	-	-	-	-	-	-	-	-	-
Powell Township, Precinct 1	505	24	27	0	-	-	-	-	-	-
Powell Township, Precinct 2	205	10	11	0	-	-	-	-	-	-
Republic Township, Precinct 1	-	-	-	-	873	9	873	6	873	6
Richmond Township, Precinct 1	-	-	-	-	-	-	-	-	-	-
Sands Township, Precinct 1	-	-	-	-	-	-	-	-	-	-
Skandia Township, Precinct 1	-	-	-	-	-	-	-	-	-	-
Tilden Township, Precinct 1	-	-	-	-	-	-	-	-	-	-
Turin Township, Precinct 1	-	-	-	-	-	-	-	-	-	-
Wells Township, Precinct 1	-	-	-	-	-	-	-	-	-	-
West Branch Township, Precinct 1	-	-	-	-	-	-	-	-	-	-
Total	710	34	38	0	873	9	873	6	873	6

Statement of Votes Cast
Marquette County, MI
2016 General Primary

Date:08/04/16
Time:15:07:05
Page:17 of 83

SOVC For Jurisdiction Wide, All Counters, All Races

	REP Republic Trustee		REP Richmond Supv		REP Richmond Clerk		REP Richmond Treas		REP Richmond Trustee	
	Reg. Voters	Write-In Votes	Reg. Voters	Write-In Votes	Reg. Voters	Write-In Votes	Reg. Voters	Write-In Votes	Reg. Voters	Write-In Votes
Jurisdiction Wide										
City of Ishpeming, Precinct 1	-	-	-	-	-	-	-	-	-	-
City of Ishpeming, Precinct 2	-	-	-	-	-	-	-	-	-	-
City of Marquette, Precinct 1	-	-	-	-	-	-	-	-	-	-
City of Marquette, Precinct 2	-	-	-	-	-	-	-	-	-	-
City of Marquette, Precinct 3	-	-	-	-	-	-	-	-	-	-
City of Marquette, Precinct 4	-	-	-	-	-	-	-	-	-	-
City of Marquette, Precinct 5	-	-	-	-	-	-	-	-	-	-
City of Marquette, Precinct 6	-	-	-	-	-	-	-	-	-	-
City of Marquette, Precinct 7	-	-	-	-	-	-	-	-	-	-
City of Negaunee, Precinct 1	-	-	-	-	-	-	-	-	-	-
City of Negaunee, Precinct 2	-	-	-	-	-	-	-	-	-	-
Champion Township, Precinct 1	-	-	-	-	-	-	-	-	-	-
Chocolay Charter Township, Precinct 1	-	-	-	-	-	-	-	-	-	-
Chocolay Charter Township, Precinct 2	-	-	-	-	-	-	-	-	-	-
Ely Township, Precinct 1	-	-	-	-	-	-	-	-	-	-
Ewing Township, Precinct 1	-	-	-	-	-	-	-	-	-	-
Forsyth Township, Precinct 1	-	-	-	-	-	-	-	-	-	-
Forsyth Township, Precinct 2	-	-	-	-	-	-	-	-	-	-
Forsyth Township, Precinct 3	-	-	-	-	-	-	-	-	-	-
Humboldt Township, Precinct 1	-	-	-	-	-	-	-	-	-	-
Ishpeming Township, Precinct 1	-	-	-	-	-	-	-	-	-	-
Ishpeming Township, Precinct 2	-	-	-	-	-	-	-	-	-	-
Marquette Charter Township, Precinct 1	-	-	-	-	-	-	-	-	-	-
Marquette Charter Township, Precinct 2	-	-	-	-	-	-	-	-	-	-
Michigamme Township, Precinct 1	-	-	-	-	-	-	-	-	-	-
Negaunee Township, Precinct 1	-	-	-	-	-	-	-	-	-	-
Powell Township, Precinct 1	-	-	-	-	-	-	-	-	-	-
Powell Township, Precinct 2	-	-	-	-	-	-	-	-	-	-
Republic Township, Precinct 1	873	7	-	-	-	-	-	-	-	-
Richmond Township, Precinct 1	-	-	625	2	625	1	625	1	625	1
Sands Township, Precinct 1	-	-	-	-	-	-	-	-	-	-
Skandia Township, Precinct 1	-	-	-	-	-	-	-	-	-	-
Tilden Township, Precinct 1	-	-	-	-	-	-	-	-	-	-
Turin Township, Precinct 1	-	-	-	-	-	-	-	-	-	-
Wells Township, Precinct 1	-	-	-	-	-	-	-	-	-	-
West Branch Township, Precinct 1	-	-	-	-	-	-	-	-	-	-
Total	873	7	625	2	625	1	625	1	625	1

Statement of Votes Cast
Marquette County, MI
2016 General Primary

Date:08/04/16
Time:15:07:05
Page:18 of 83

SOVC For Jurisdiction Wide, All Counters, All Races

	REP Sands Supv		REP Sands Clerk		REP Sands Treas			REP Sands Trustee		
	Reg. Voters	Write-In Votes	Reg. Voters	Write-In Votes	Reg. Voters	Justin Murawski (REP)	Write-In Votes	Reg. Voters	Justin M. Yelle (REP)	Write-In Votes
Jurisdiction Wide										
City of Ishpeming, Precinct 1	-	-	-	-	-	-	-	-	-	-
City of Ishpeming, Precinct 2	-	-	-	-	-	-	-	-	-	-
City of Marquette, Precinct 1	-	-	-	-	-	-	-	-	-	-
City of Marquette, Precinct 2	-	-	-	-	-	-	-	-	-	-
City of Marquette, Precinct 3	-	-	-	-	-	-	-	-	-	-
City of Marquette, Precinct 4	-	-	-	-	-	-	-	-	-	-
City of Marquette, Precinct 5	-	-	-	-	-	-	-	-	-	-
City of Marquette, Precinct 6	-	-	-	-	-	-	-	-	-	-
City of Marquette, Precinct 7	-	-	-	-	-	-	-	-	-	-
City of Negaunee, Precinct 1	-	-	-	-	-	-	-	-	-	-
City of Negaunee, Precinct 2	-	-	-	-	-	-	-	-	-	-
Champion Township, Precinct 1	-	-	-	-	-	-	-	-	-	-
Chocolay Charter Township, Precinct 1	-	-	-	-	-	-	-	-	-	-
Chocolay Charter Township, Precinct 2	-	-	-	-	-	-	-	-	-	-
Ely Township, Precinct 1	-	-	-	-	-	-	-	-	-	-
Ewing Township, Precinct 1	-	-	-	-	-	-	-	-	-	-
Forsyth Township, Precinct 1	-	-	-	-	-	-	-	-	-	-
Forsyth Township, Precinct 2	-	-	-	-	-	-	-	-	-	-
Forsyth Township, Precinct 3	-	-	-	-	-	-	-	-	-	-
Humboldt Township, Precinct 1	-	-	-	-	-	-	-	-	-	-
Ishpeming Township, Precinct 1	-	-	-	-	-	-	-	-	-	-
Ishpeming Township, Precinct 2	-	-	-	-	-	-	-	-	-	-
Marquette Charter Township, Precinct 1	-	-	-	-	-	-	-	-	-	-
Marquette Charter Township, Precinct 2	-	-	-	-	-	-	-	-	-	-
Michigamme Township, Precinct 1	-	-	-	-	-	-	-	-	-	-
Negaunee Township, Precinct 1	-	-	-	-	-	-	-	-	-	-
Powell Township, Precinct 1	-	-	-	-	-	-	-	-	-	-
Powell Township, Precinct 2	-	-	-	-	-	-	-	-	-	-
Republic Township, Precinct 1	-	-	-	-	-	-	-	-	-	-
Richmond Township, Precinct 1	-	-	-	-	-	-	-	-	-	-
Sands Township, Precinct 1	1809	10	1809	9	1809	115	0	1809	128	1
Skandia Township, Precinct 1	-	-	-	-	-	-	-	-	-	-
Tilden Township, Precinct 1	-	-	-	-	-	-	-	-	-	-
Turin Township, Precinct 1	-	-	-	-	-	-	-	-	-	-
Wells Township, Precinct 1	-	-	-	-	-	-	-	-	-	-
West Branch Township, Precinct 1	-	-	-	-	-	-	-	-	-	-
Total	1809	10	1809	9	1809	115	0	1809	128	1

Statement of Votes Cast
Marquette County, MI
2016 General Primary

Date:08/04/16
Time:15:07:05
Page:19 of 83

SOVC For Jurisdiction Wide, All Counters, All Races

	REP Skandia Supv		REP Skandia Clerk		REP Skandia Treas		REP Skandia Trustee			
	Reg. Voters	Write-In Votes	Reg. Voters	Write-In Votes	Reg. Voters	Write-In Votes	Reg. Voters	Gloria Maki (REP)	Anna C. Erickson (REP)	Write-In Votes
Jurisdiction Wide										
City of Ishpeming, Precinct 1	-	-	-	-	-	-	-	-	-	-
City of Ishpeming, Precinct 2	-	-	-	-	-	-	-	-	-	-
City of Marquette, Precinct 1	-	-	-	-	-	-	-	-	-	-
City of Marquette, Precinct 2	-	-	-	-	-	-	-	-	-	-
City of Marquette, Precinct 3	-	-	-	-	-	-	-	-	-	-
City of Marquette, Precinct 4	-	-	-	-	-	-	-	-	-	-
City of Marquette, Precinct 5	-	-	-	-	-	-	-	-	-	-
City of Marquette, Precinct 6	-	-	-	-	-	-	-	-	-	-
City of Marquette, Precinct 7	-	-	-	-	-	-	-	-	-	-
City of Negaunee, Precinct 1	-	-	-	-	-	-	-	-	-	-
City of Negaunee, Precinct 2	-	-	-	-	-	-	-	-	-	-
Champion Township, Precinct 1	-	-	-	-	-	-	-	-	-	-
Chocolay Charter Township, Precinct 1	-	-	-	-	-	-	-	-	-	-
Chocolay Charter Township, Precinct 2	-	-	-	-	-	-	-	-	-	-
Ely Township, Precinct 1	-	-	-	-	-	-	-	-	-	-
Ewing Township, Precinct 1	-	-	-	-	-	-	-	-	-	-
Forsyth Township, Precinct 1	-	-	-	-	-	-	-	-	-	-
Forsyth Township, Precinct 2	-	-	-	-	-	-	-	-	-	-
Forsyth Township, Precinct 3	-	-	-	-	-	-	-	-	-	-
Humboldt Township, Precinct 1	-	-	-	-	-	-	-	-	-	-
Ishpeming Township, Precinct 1	-	-	-	-	-	-	-	-	-	-
Ishpeming Township, Precinct 2	-	-	-	-	-	-	-	-	-	-
Marquette Charter Township, Precinct 1	-	-	-	-	-	-	-	-	-	-
Marquette Charter Township, Precinct 2	-	-	-	-	-	-	-	-	-	-
Michigamme Township, Precinct 1	-	-	-	-	-	-	-	-	-	-
Negaunee Township, Precinct 1	-	-	-	-	-	-	-	-	-	-
Powell Township, Precinct 1	-	-	-	-	-	-	-	-	-	-
Powell Township, Precinct 2	-	-	-	-	-	-	-	-	-	-
Republic Township, Precinct 1	-	-	-	-	-	-	-	-	-	-
Richmond Township, Precinct 1	-	-	-	-	-	-	-	-	-	-
Sands Township, Precinct 1	-	-	-	-	-	-	-	-	-	-
Skandia Township, Precinct 1	664	1	664	0	664	1	664	41	26	0
Tilden Township, Precinct 1	-	-	-	-	-	-	-	-	-	-
Turin Township, Precinct 1	-	-	-	-	-	-	-	-	-	-
Wells Township, Precinct 1	-	-	-	-	-	-	-	-	-	-
West Branch Township, Precinct 1	-	-	-	-	-	-	-	-	-	-
Total	664	1	664	0	664	1	664	41	26	0

Statement of Votes Cast
Marquette County, MI
2016 General Primary

Date:08/04/16
Time:15:07:05
Page:20 of 83

SOVC For Jurisdiction Wide, All Counters, All Races

	REP Tilden Supv			REP Tilden Clerk			REP Tilden Treas			REP Tilden Trustee	
	Reg. Voters	William E. Luelzow (REP)	Write-In Votes	Reg. Voters	Jason Brown (REP)	Write-In Votes	Reg. Voters	Ann M. Pietro (REP)	Write-In Votes	Reg. Voters	Write-In Votes
Jurisdiction Wide											
City of Ishpeming, Precinct 1	-	-	-	-	-	-	-	-	-	-	-
City of Ishpeming, Precinct 2	-	-	-	-	-	-	-	-	-	-	-
City of Marquette, Precinct 1	-	-	-	-	-	-	-	-	-	-	-
City of Marquette, Precinct 2	-	-	-	-	-	-	-	-	-	-	-
City of Marquette, Precinct 3	-	-	-	-	-	-	-	-	-	-	-
City of Marquette, Precinct 4	-	-	-	-	-	-	-	-	-	-	-
City of Marquette, Precinct 5	-	-	-	-	-	-	-	-	-	-	-
City of Marquette, Precinct 6	-	-	-	-	-	-	-	-	-	-	-
City of Marquette, Precinct 7	-	-	-	-	-	-	-	-	-	-	-
City of Negaunee, Precinct 1	-	-	-	-	-	-	-	-	-	-	-
City of Negaunee, Precinct 2	-	-	-	-	-	-	-	-	-	-	-
Champion Township, Precinct 1	-	-	-	-	-	-	-	-	-	-	-
Chocolay Charter Township, Precinct 1	-	-	-	-	-	-	-	-	-	-	-
Chocolay Charter Township, Precinct 2	-	-	-	-	-	-	-	-	-	-	-
Ely Township, Precinct 1	-	-	-	-	-	-	-	-	-	-	-
Ewing Township, Precinct 1	-	-	-	-	-	-	-	-	-	-	-
Forsyth Township, Precinct 1	-	-	-	-	-	-	-	-	-	-	-
Forsyth Township, Precinct 2	-	-	-	-	-	-	-	-	-	-	-
Forsyth Township, Precinct 3	-	-	-	-	-	-	-	-	-	-	-
Humboldt Township, Precinct 1	-	-	-	-	-	-	-	-	-	-	-
Ishpeming Township, Precinct 1	-	-	-	-	-	-	-	-	-	-	-
Ishpeming Township, Precinct 2	-	-	-	-	-	-	-	-	-	-	-
Marquette Charter Township, Precinct 1	-	-	-	-	-	-	-	-	-	-	-
Marquette Charter Township, Precinct 2	-	-	-	-	-	-	-	-	-	-	-
Michiganone Township, Precinct 1	-	-	-	-	-	-	-	-	-	-	-
Negaunee Township, Precinct 1	-	-	-	-	-	-	-	-	-	-	-
Powell Township, Precinct 1	-	-	-	-	-	-	-	-	-	-	-
Powell Township, Precinct 2	-	-	-	-	-	-	-	-	-	-	-
Republic Township, Precinct 1	-	-	-	-	-	-	-	-	-	-	-
Richmond Township, Precinct 1	-	-	-	-	-	-	-	-	-	-	-
Sands Township, Precinct 1	-	-	-	-	-	-	-	-	-	-	-
Skandia Township, Precinct 1	-	-	-	-	-	-	-	-	-	-	-
Tilden Township, Precinct 1	835	50	0	835	54	0	835	55	0	835	4
Turin Township, Precinct 1	-	-	-	-	-	-	-	-	-	-	-
Wells Township, Precinct 1	-	-	-	-	-	-	-	-	-	-	-
West Branch Township, Precinct 1	-	-	-	-	-	-	-	-	-	-	-
Total	835	50	0	835	54	0	835	55	0	835	4

Statement of Votes Cast
Marquette County, MI
2016 General Primary

Date:08/04/16
Time:15:07:05
Page:21 of 83

SOVC For Jurisdiction Wide, All Counters, All Races

	REP Turin Supv		REP Turin Clerk		REP Turin Treas		REP Turin Trustee		
	Reg. Voters	Write-In Votes	Reg. Voters	Write-In Votes	Reg. Voters	Write-In Votes	Reg. Voters	Michael S. Connors (REP)	Mary Jayne Richmond (REP)
Jurisdiction Wide									
City of Ishpeming, Precinct 1	-	-	-	-	-	-	-	-	-
City of Ishpeming, Precinct 2	-	-	-	-	-	-	-	-	-
City of Marquette, Precinct 1	-	-	-	-	-	-	-	-	-
City of Marquette, Precinct 2	-	-	-	-	-	-	-	-	-
City of Marquette, Precinct 3	-	-	-	-	-	-	-	-	-
City of Marquette, Precinct 4	-	-	-	-	-	-	-	-	-
City of Marquette, Precinct 5	-	-	-	-	-	-	-	-	-
City of Marquette, Precinct 6	-	-	-	-	-	-	-	-	-
City of Marquette, Precinct 7	-	-	-	-	-	-	-	-	-
City of Negaunee, Precinct 1	-	-	-	-	-	-	-	-	-
City of Negaunee, Precinct 2	-	-	-	-	-	-	-	-	-
Champion Township, Precinct 1	-	-	-	-	-	-	-	-	-
Chocolay Charter Township, Precinct 1	-	-	-	-	-	-	-	-	-
Chocolay Charter Township, Precinct 2	-	-	-	-	-	-	-	-	-
Ely Township, Precinct 1	-	-	-	-	-	-	-	-	-
Ewing Township, Precinct 1	-	-	-	-	-	-	-	-	-
Forsyth Township, Precinct 1	-	-	-	-	-	-	-	-	-
Forsyth Township, Precinct 2	-	-	-	-	-	-	-	-	-
Forsyth Township, Precinct 3	-	-	-	-	-	-	-	-	-
Humboldt Township, Precinct 1	-	-	-	-	-	-	-	-	-
Ishpeming Township, Precinct 1	-	-	-	-	-	-	-	-	-
Ishpeming Township, Precinct 2	-	-	-	-	-	-	-	-	-
Marquette Charter Township, Precinct 1	-	-	-	-	-	-	-	-	-
Marquette Charter Township, Precinct 2	-	-	-	-	-	-	-	-	-
Michiganme Township, Precinct 1	-	-	-	-	-	-	-	-	-
Negaunee Township, Precinct 1	-	-	-	-	-	-	-	-	-
Powell Township, Precinct 1	-	-	-	-	-	-	-	-	-
Powell Township, Precinct 2	-	-	-	-	-	-	-	-	-
Republic Township, Precinct 1	-	-	-	-	-	-	-	-	-
Richmond Township, Precinct 1	-	-	-	-	-	-	-	-	-
Sands Township, Precinct 1	-	-	-	-	-	-	-	-	-
Skandia Township, Precinct 1	-	-	-	-	-	-	-	-	-
Tilden Township, Precinct 1	-	-	-	-	-	-	-	-	-
Turin Township, Precinct 1	98	2	98	2	98	2	98	7	15
Wells Township, Precinct 1	-	-	-	-	-	-	-	-	-
West Branch Township, Precinct 1	-	-	-	-	-	-	-	-	-
Total	98	2	98	2	98	2	98	7	15

Statement of Votes Cast
Marquette County, MI
2016 General Primary

Date:08/04/16
Time:15:07:05
Page:22 of 83

SOVC For Jurisdiction Wide, All Counters, All Races

	REP Wells Supv			REP Wells Clerk		REP Wells Treas			REP Wells Trustee	
	Reg. Voters	Kasey Mann (REP)	Write-In Votes	Reg. Voters	Write-In Votes	Reg. Voters	Emily Bruce (REP)	Write-In Votes	Reg. Voters	Write-In Votes
Jurisdiction Wide										
City of Ishpeming, Precinct 1	
City of Ishpeming, Precinct 2	
City of Marquette, Precinct 1	
City of Marquette, Precinct 2	
City of Marquette, Precinct 3	
City of Marquette, Precinct 4	
City of Marquette, Precinct 5	
City of Marquette, Precinct 6	
City of Marquette, Precinct 7	
City of Negaunee, Precinct 1	
City of Negaunee, Precinct 2	
Champion Township, Precinct 1	
Chocolay Charter Township, Precinct 1	
Chocolay Charter Township, Precinct 2	
Ely Township, Precinct 1	
Ewing Township, Precinct 1	
Forsyth Township, Precinct 1	
Forsyth Township, Precinct 2	
Forsyth Township, Precinct 3	
Humboldt Township, Precinct 1	
Ishpeming Township, Precinct 1	
Ishpeming Township, Precinct 2	
Marquette Charter Township, Precinct 1	
Marquette Charter Township, Precinct 2	
Michigamme Township, Precinct 1	
Negaunee Township, Precinct 1	
Powell Township, Precinct 1	
Powell Township, Precinct 2	
Republic Township, Precinct 1	
Richmond Township, Precinct 1	
Sands Township, Precinct 1	
Skandia Township, Precinct 1	
Tilden Township, Precinct 1	
Turin Township, Precinct 1	
Wells Township, Precinct 1	163	7	1	163	1	163	15	0	163	2
West Branch Township, Precinct 1	
Total	163	7	1	163	1	163	15	0	163	2

Statement of Votes Cast
Marquette County, MI
2016 General Primary

Date:08/04/16
Time:15:07:05
Page:23 of 83

SOVC For Jurisdiction Wide, All Counters, All Races

	REP Wells Constable		REP W Branch Supv			REP W Branch Clerk		REP W Branch Treas	
	Reg. Voters	Write-In Votes	Reg. Voters	Ron Stenfors WI	Write-In Votes	Reg. Voters	Write-In Votes	Reg. Voters	Write-In Votes
Jurisdiction Wide									
City of Ishpeming, Precinct 1	-	-	-	-	-	-	-	-	-
City of Ishpeming, Precinct 2	-	-	-	-	-	-	-	-	-
City of Marquette, Precinct 1	-	-	-	-	-	-	-	-	-
City of Marquette, Precinct 2	-	-	-	-	-	-	-	-	-
City of Marquette, Precinct 3	-	-	-	-	-	-	-	-	-
City of Marquette, Precinct 4	-	-	-	-	-	-	-	-	-
City of Marquette, Precinct 5	-	-	-	-	-	-	-	-	-
City of Marquette, Precinct 6	-	-	-	-	-	-	-	-	-
City of Marquette, Precinct 7	-	-	-	-	-	-	-	-	-
City of Negaunee, Precinct 1	-	-	-	-	-	-	-	-	-
City of Negaunee, Precinct 2	-	-	-	-	-	-	-	-	-
Champion Township, Precinct 1	-	-	-	-	-	-	-	-	-
Chocolay Charter Township, Precinct 1	-	-	-	-	-	-	-	-	-
Chocolay Charter Towship, Precinct 2	-	-	-	-	-	-	-	-	-
Ely Township, Precinct 1	-	-	-	-	-	-	-	-	-
Ewing Township, Precinct 1	-	-	-	-	-	-	-	-	-
Forsyth Township, Precinct 1	-	-	-	-	-	-	-	-	-
Forsyth Township, Precinct 2	-	-	-	-	-	-	-	-	-
Forsyth Township, Precinct 3	-	-	-	-	-	-	-	-	-
Humboldt Township, Precinct 1	-	-	-	-	-	-	-	-	-
Ishpeming Township, Precinct 1	-	-	-	-	-	-	-	-	-
Ishpeming Township, Precinct 2	-	-	-	-	-	-	-	-	-
Marquette Charter Township, Precinct 1	-	-	-	-	-	-	-	-	-
Marquette Charter Township, Precinct 2	-	-	-	-	-	-	-	-	-
Michigamme Township, Precinct 1	-	-	-	-	-	-	-	-	-
Negaunee Township, Precinct 1	-	-	-	-	-	-	-	-	-
Powell Township, Precinct 1	-	-	-	-	-	-	-	-	-
Powell Township, Precinct 2	-	-	-	-	-	-	-	-	-
Republic Township, Precinct 1	-	-	-	-	-	-	-	-	-
Richmond Township, Precinct 1	-	-	-	-	-	-	-	-	-
Sands Township, Precinct 1	-	-	-	-	-	-	-	-	-
Skandia Township, Precinct 1	-	-	-	-	-	-	-	-	-
Tilden Township, Precinct 1	-	-	-	-	-	-	-	-	-
Turin Township, Precinct 1	-	-	-	-	-	-	-	-	-
Wells Township, Precinct 1	163	2	-	-	-	-	-	-	-
West Branch Township, Precinct 1	-	-	1445	6	5	1445	3	1445	3
Total	163	2	1445	6	5	1445	3	1445	3

Statement of Votes Cast
Marquette County, MI
2016 General Primary
SOVC For Jurisdiction Wide, All Counters, All Races

Date:08/04/16
Time:15:07:05
Page:24 of 83

	REP W Branch Trustee			REP Del C Ishpeming 1		REP Del C Ishpeming 2				
	Reg. Voters	Timothy Overmyer (REP)	Write-In Votes	Reg. Voters	Write-In Votes	Reg. Voters	Kevin N. Flohe (REP)	Kristi Flohe (REP)	Olga Jean Herman (REP)	Write-In Votes
Jurisdiction Wide										
City of Ishpeming, Precinct 1	-	-		2295	18	-	-	-	-	
City of Ishpeming, Precinct 2	-	-		-	-	2683	41	39	35	0
City of Marquette, Precinct 1	-	-		-	-	-	-	-	-	
City of Marquette, Precinct 2	-	-		-	-	-	-	-	-	
City of Marquette, Precinct 3	-	-		-	-	-	-	-	-	
City of Marquette, Precinct 4	-	-		-	-	-	-	-	-	
City of Marquette, Precinct 5	-	-		-	-	-	-	-	-	
City of Marquette, Precinct 6	-	-		-	-	-	-	-	-	
City of Marquette, Precinct 7	-	-		-	-	-	-	-	-	
City of Negaunee, Precinct 1	-	-		-	-	-	-	-	-	
City of Negaunee, Precinct 2	-	-		-	-	-	-	-	-	
Champion Township, Precinct 1	-	-		-	-	-	-	-	-	
Chocolay Charter Township, Precinct 1	-	-		-	-	-	-	-	-	
Chocolay Charter Township, Precinct 2	-	-		-	-	-	-	-	-	
Ely Township, Precinct 1	-	-		-	-	-	-	-	-	
Ewing Township, Precinct 1	-	-		-	-	-	-	-	-	
Forsyth Township, Precinct 1	-	-		-	-	-	-	-	-	
Forsyth Township, Precinct 2	-	-		-	-	-	-	-	-	
Forsyth Township, Precinct 3	-	-		-	-	-	-	-	-	
Humboldt Township, Precinct 1	-	-		-	-	-	-	-	-	
Ishpeming Township, Precinct 1	-	-		-	-	-	-	-	-	
Ishpeming Township, Precinct 2	-	-		-	-	-	-	-	-	
Marquette Charter Township, Precinct 1	-	-		-	-	-	-	-	-	
Marquette Charter Township, Precinct 2	-	-		-	-	-	-	-	-	
Michigamme Township, Precinct 1	-	-		-	-	-	-	-	-	
Negaunee Township, Precinct 1	-	-		-	-	-	-	-	-	
Powell Township, Precinct 1	-	-		-	-	-	-	-	-	
Powell Township, Precinct 2	-	-		-	-	-	-	-	-	
Republic Township, Precinct 1	-	-		-	-	-	-	-	-	
Richmond Township, Precinct 1	-	-		-	-	-	-	-	-	
Sands Township, Precinct 1	-	-		-	-	-	-	-	-	
Skandia Township, Precinct 1	-	-		-	-	-	-	-	-	
Tilden Township, Precinct 1	-	-		-	-	-	-	-	-	
Turin Township, Precinct 1	-	-		-	-	-	-	-	-	
Wells Township, Precinct 1	-	-		-	-	-	-	-	-	
West Branch Township, Precinct 1	1445	41	0	-	-	-	-	-	-	-
Total	1445	41	0	2295	18	2683	41	39	35	0

Statement of Votes Cast
Marquette County, MI
2016 General Primary

Date:08/04/16
Time:15:07:05
Page:25 of 83

SOVC For Jurisdiction Wide, All Counters, All Races

	REP Del C Marquette 1		REP Del C Marquette 2				REP Del C Marquette 3		REP Del C Marquette 4	
	Reg. Voters	Write-In Votes	Reg. Voters	Crystal Grantham (REP)	Dan Hungerford (REP)	Write-In Votes	Reg. Voters	Write-In Votes	Reg. Voters	Write-In Votes
Jurisdiction Wide										
City of Ishpeming, Precinct 1	-	-	-	-	-	-	-	-	-	-
City of Ishpeming, Precinct 2	-	-	-	-	-	-	-	-	-	-
City of Marquette, Precinct 1	1983	2	-	-	-	-	-	-	-	-
City of Marquette, Precinct 2	-	-	2067	74	73	2	-	-	-	-
City of Marquette, Precinct 3	-	-	-	-	-	-	1540	13	-	-
City of Marquette, Precinct 4	-	-	-	-	-	-	-	-	1686	12
City of Marquette, Precinct 5	-	-	-	-	-	-	-	-	-	-
City of Marquette, Precinct 6	-	-	-	-	-	-	-	-	-	-
City of Marquette, Precinct 7	-	-	-	-	-	-	-	-	-	-
City of Negaunee, Precinct 1	-	-	-	-	-	-	-	-	-	-
City of Negaunee, Precinct 2	-	-	-	-	-	-	-	-	-	-
Champion Township, Precinct 1	-	-	-	-	-	-	-	-	-	-
Chocolay Charter Township, Precinct 1	-	-	-	-	-	-	-	-	-	-
Chocolay Charter Township, Precinct 2	-	-	-	-	-	-	-	-	-	-
Ely Township, Precinct 1	-	-	-	-	-	-	-	-	-	-
Ewing Township, Precinct 1	-	-	-	-	-	-	-	-	-	-
Forsyth Township, Precinct 1	-	-	-	-	-	-	-	-	-	-
Forsyth Township, Precinct 2	-	-	-	-	-	-	-	-	-	-
Forsyth Township, Precinct 3	-	-	-	-	-	-	-	-	-	-
Humboldt Township, Precinct 1	-	-	-	-	-	-	-	-	-	-
Ishpeming Township, Precinct 1	-	-	-	-	-	-	-	-	-	-
Ishpeming Township, Precinct 2	-	-	-	-	-	-	-	-	-	-
Marquette Charter Township, Precinct 1	-	-	-	-	-	-	-	-	-	-
Marquette Charter Township, Precinct 2	-	-	-	-	-	-	-	-	-	-
Michiganme Township, Precinct 1	-	-	-	-	-	-	-	-	-	-
Negaunee Township, Precinct 1	-	-	-	-	-	-	-	-	-	-
Powell Township, Precinct 1	-	-	-	-	-	-	-	-	-	-
Powell Township, Precinct 2	-	-	-	-	-	-	-	-	-	-
Republic Township, Precinct 1	-	-	-	-	-	-	-	-	-	-
Richmond Township, Precinct 1	-	-	-	-	-	-	-	-	-	-
Sands Township, Precinct 1	-	-	-	-	-	-	-	-	-	-
Skandia Township, Precinct 1	-	-	-	-	-	-	-	-	-	-
Tilden Township, Precinct 1	-	-	-	-	-	-	-	-	-	-
Turin Township, Precinct 1	-	-	-	-	-	-	-	-	-	-
Wells Township, Precinct 1	-	-	-	-	-	-	-	-	-	-
West Branch Township, Precinct 1	-	-	-	-	-	-	-	-	-	-
Total	1983	2	2067	74	73	2	1540	13	1686	12

Statement of Votes Cast

Marquette County, MI

2016 General Primary

SOVC For Jurisdiction Wide, All Counters, All Races

Date:08/04/16

Time:15:07:05

Page:26 of 83

	REP Del C Marquette 5		REP Del C Marquette 6		REP Del C Marquette 7			REP Del C Negaunee 1		
	Reg. Voters	Write-In Votes	Reg. Voters	Write-In Votes	Reg. Voters	Carolyn Ann McDonald (REP)	Write-In Votes	Reg. Voters	David Kangas WI	Write-In Votes
Jurisdiction Wide										
City of Ishpeming, Precinct 1
City of Ishpeming, Precinct 2
City of Marquette, Precinct 1
City of Marquette, Precinct 2
City of Marquette, Precinct 3
City of Marquette, Precinct 4
City of Marquette, Precinct 5	1698	7
City of Marquette, Precinct 6	.	.	1797	1
City of Marquette, Precinct 7	2115	62	0	.	.	.
City of Negaunee, Precinct 1	1857	2	3
City of Negaunee, Precinct 2
Champion Township, Precinct 1
Chocolay Charter Township, Precinct 1
Chocolay Charter Township, Precinct 2
Ely Township, Precinct 1
Ewing Township, Precinct 1
Forsyth Township, Precinct 1
Forsyth Township, Precinct 2
Forsyth Township, Precinct 3
Humboldt Township, Precinct 1
Ishpeming Township, Precinct 1
Ishpeming Township, Precinct 2
Marquette Charter Township, Precinct 1
Marquette Charter Township, Precinct 2
Michigamme Township, Precinct 1
Negaunee Township, Precinct 1
Powell Township, Precinct 1
Powell Township, Precinct 2
Republic Township, Precinct 1
Richmond Township, Precinct 1
Sands Township, Precinct 1
Skandia Township, Precinct 1
Tilden Township, Precinct 1
Turin Township, Precinct 1
Wells Township, Precinct 1
West Branch Township, Precinct 1
Total	1698	7	1797	1	2115	62	0	1857	2	3

Statement of Votes Cast
Marquette County, MI
2016 General Primary

Date:08/04/16
Time:15:07:05
Page:27 of 83

SOVC For Jurisdiction Wide, All Counters, All Races

	REP Del C Negaunee 2			REP Del Champion		REP Del Chocolay 1		REP Del Chocolay 2		
	Reg. Voters	Luke Londo (REP)	Write-In Votes	Reg. Voters	Write-In Votes	Reg. Voters	Write-In Votes	Reg. Voters	Greg Andrews (REP)	Write-In Votes
Jurisdiction Wide										
City of Ishpeming, Precinct 1	-	-	-	-	-	-	-	-	-	-
City of Ishpeming, Precinct 2	-	-	-	-	-	-	-	-	-	-
City of Marquette, Precinct 1	-	-	-	-	-	-	-	-	-	-
City of Marquette, Precinct 2	-	-	-	-	-	-	-	-	-	-
City of Marquette, Precinct 3	-	-	-	-	-	-	-	-	-	-
City of Marquette, Precinct 4	-	-	-	-	-	-	-	-	-	-
City of Marquette, Precinct 5	-	-	-	-	-	-	-	-	-	-
City of Marquette, Precinct 6	-	-	-	-	-	-	-	-	-	-
City of Marquette, Precinct 7	-	-	-	-	-	-	-	-	-	-
City of Negaunee, Precinct 1	-	-	-	-	-	-	-	-	-	-
City of Negaunee, Precinct 2	1854	48	3	-	-	-	-	-	-	-
Champion Township, Precinct 1	-	-	-	213	0	-	-	-	-	-
Chocolay Charter Township, Precinct 1	-	-	-	-	-	2411	20	-	-	-
Chocolay Charter Township, Precinct 2	-	-	-	-	-	-	-	2322	169	5
Ely Township, Precinct 1	-	-	-	-	-	-	-	-	-	-
Ewing Township, Precinct 1	-	-	-	-	-	-	-	-	-	-
Forsyth Township, Precinct 1	-	-	-	-	-	-	-	-	-	-
Forsyth Township, Precinct 2	-	-	-	-	-	-	-	-	-	-
Forsyth Township, Precinct 3	-	-	-	-	-	-	-	-	-	-
Humboldt Township, Precinct 1	-	-	-	-	-	-	-	-	-	-
Ishpeming Township, Precinct 1	-	-	-	-	-	-	-	-	-	-
Ishpeming Township, Precinct 2	-	-	-	-	-	-	-	-	-	-
Marquette Charter Township, Precinct 1	-	-	-	-	-	-	-	-	-	-
Marquette Charter Township, Precinct 2	-	-	-	-	-	-	-	-	-	-
Michigamme Township, Precinct 1	-	-	-	-	-	-	-	-	-	-
Negaunee Township, Precinct 1	-	-	-	-	-	-	-	-	-	-
Powell Township, Precinct 1	-	-	-	-	-	-	-	-	-	-
Powell Township, Precinct 2	-	-	-	-	-	-	-	-	-	-
Republic Township, Precinct 1	-	-	-	-	-	-	-	-	-	-
Richmond Township, Precinct 1	-	-	-	-	-	-	-	-	-	-
Sands Township, Precinct 1	-	-	-	-	-	-	-	-	-	-
Skandia Township, Precinct 1	-	-	-	-	-	-	-	-	-	-
Tilden Township, Precinct 1	-	-	-	-	-	-	-	-	-	-
Turin Township, Precinct 1	-	-	-	-	-	-	-	-	-	-
Wells Township, Precinct 1	-	-	-	-	-	-	-	-	-	-
West Branch Township, Precinct 1	-	-	-	-	-	-	-	-	-	-
Total	1854	48	3	213	0	2411	20	2322	169	5

Statement of Votes Cast
Marquette County, MI
2016 General Primary

Date:08/04/16
Time:15:07:05
Page:28 of 83

SOVC For Jurisdiction Wide, All Counters, All Races

	REP Del Ely		REP Del Ewing		REP Del Forsyth 1		REP Del Forsyth 2			REP Del Forsyth 3	
	Reg. Voters	Write-In Votes	Reg. Voters	Write-In Votes	Reg. Voters	Write-In Votes	Reg. Voters	John T. Hipsky (REP)	Write-In Votes	Reg. Voters	Write-In Votes
Jurisdiction Wide											
City of Ishpeming, Precinct 1
City of Ishpeming, Precinct 2
City of Marquette, Precinct 1
City of Marquette, Precinct 2
City of Marquette, Precinct 3
City of Marquette, Precinct 4
City of Marquette, Precinct 5
City of Marquette, Precinct 6
City of Marquette, Precinct 7
City of Negaunee, Precinct 1
City of Negaunee, Precinct 2
Champion Township, Precinct 1
Chocolay Charter Township, Precinct 1
Chocolay Charter Township, Precinct 2
Ely Township, Precinct 1	1651	4
Ewing Township, Precinct 1	.	.	105	0
Forsyth Township, Precinct 1	2422	29
Forsyth Township, Precinct 2	788	64	0	.	.
Forsyth Township, Precinct 3	1406	12
Humboldt Township, Precinct 1
Ishpeming Township, Precinct 1
Ishpeming Township, Precinct 2
Marquette Charter Township, Precinct 1
Marquette Charter Township, Precinct 2
Michigamme Township, Precinct 1
Negaunee Township, Precinct 1
Powell Township, Precinct 1
Powell Township, Precinct 2
Republic Township, Precinct 1
Richmond Township, Precinct 1
Sands Township, Precinct 1
Skandia Township, Precinct 1
Tilden Township, Precinct 1
Turin Township, Precinct 1
Wells Township, Precinct 1
West Branch Township, Precinct 1
Total	1651	4	105	0	2422	29	788	64	0	1406	12

Statement of Votes Cast
Marquette County, MI
2016 General Primary

Date:08/04/16
Time:15:07:05
Page:29 of 83

SOVC For Jurisdiction Wide, All Counters, All Races

	REP Del Humboldt		REP Del Ishpeming 1				REP Del Ishpeming 2	
	Reg. Voters	Write-In Votes	Reg. Voters	Robert Brendan Biolo (REP)	Sandra J. Biolo (REP)	Write-In Votes	Reg. Voters	Write-In Votes
Jurisdiction Wide								
City of Ishpeming, Precinct 1	-	-	-	-	-	-	-	-
City of Ishpeming, Precinct 2	-	-	-	-	-	-	-	-
City of Marquette, Precinct 1	-	-	-	-	-	-	-	-
City of Marquette, Precinct 2	-	-	-	-	-	-	-	-
City of Marquette, Precinct 3	-	-	-	-	-	-	-	-
City of Marquette, Precinct 4	-	-	-	-	-	-	-	-
City of Marquette, Precinct 5	-	-	-	-	-	-	-	-
City of Marquette, Precinct 6	-	-	-	-	-	-	-	-
City of Marquette, Precinct 7	-	-	-	-	-	-	-	-
City of Negaunee, Precinct 1	-	-	-	-	-	-	-	-
City of Negaunee, Precinct 2	-	-	-	-	-	-	-	-
Champion Township, Precinct 1	-	-	-	-	-	-	-	-
Chocolay Charter Township, Precinct 1	-	-	-	-	-	-	-	-
Chocolay Charter Township, Precinct 2	-	-	-	-	-	-	-	-
Ely Township, Precinct 1	-	-	-	-	-	-	-	-
Ewing Township, Precinct 1	-	-	-	-	-	-	-	-
Forsyth Township, Precinct 1	-	-	-	-	-	-	-	-
Forsyth Township, Precinct 2	-	-	-	-	-	-	-	-
Forsyth Township, Precinct 3	-	-	-	-	-	-	-	-
Humboldt Township, Precinct 1	342	4	-	-	-	-	-	-
Ishpeming Township, Precinct 1	-	-	1350	53	52	0	-	-
Ishpeming Township, Precinct 2	-	-	-	-	-	-	1370	2
Marquette Charter Township, Precinct 1	-	-	-	-	-	-	-	-
Marquette Charter Township, Precinct 2	-	-	-	-	-	-	-	-
Michigamme Township, Precinct 1	-	-	-	-	-	-	-	-
Negaunee Township, Precinct 1	-	-	-	-	-	-	-	-
Powell Township, Precinct 1	-	-	-	-	-	-	-	-
Powell Township, Precinct 2	-	-	-	-	-	-	-	-
Republic Township, Precinct 1	-	-	-	-	-	-	-	-
Richmond Township, Precinct 1	-	-	-	-	-	-	-	-
Sands Township, Precinct 1	-	-	-	-	-	-	-	-
Skandia Township, Precinct 1	-	-	-	-	-	-	-	-
Tilden Township, Precinct 1	-	-	-	-	-	-	-	-
Turin Township, Precinct 1	-	-	-	-	-	-	-	-
Wells Township, Precinct 1	-	-	-	-	-	-	-	-
West Branch Township, Precinct 1	-	-	-	-	-	-	-	-
Total	342	4	1350	53	52	0	1370	2

Statement of Votes Cast
Marquette County, MI
2016 General Primary
SOVC For Jurisdiction Wide, All Counters, All Races

Date:08/04/16
Time:15:07:05
Page:30 of 83

	REP Del Marquette 1				REP Del Marquette 2				REP Del Michiganme	
	Reg. Voters	Gayle Marjanemi (REP)	Jacob Ogea WI	Write-In Votes	Reg. Voters	Daniel Adamini (REP)	Ray Adamini (REP)	Write-In Votes	Reg. Voters	Write-In Votes
Jurisdiction Wide										
City of Ishpeming, Precinct 1	-	-	-	-	-	-	-	-	-	-
City of Ishpeming, Precinct 2	-	-	-	-	-	-	-	-	-	-
City of Marquette, Precinct 1	-	-	-	-	-	-	-	-	-	-
City of Marquette, Precinct 2	-	-	-	-	-	-	-	-	-	-
City of Marquette, Precinct 3	-	-	-	-	-	-	-	-	-	-
City of Marquette, Precinct 4	-	-	-	-	-	-	-	-	-	-
City of Marquette, Precinct 5	-	-	-	-	-	-	-	-	-	-
City of Marquette, Precinct 6	-	-	-	-	-	-	-	-	-	-
City of Marquette, Precinct 7	-	-	-	-	-	-	-	-	-	-
City of Negaunee, Precinct 1	-	-	-	-	-	-	-	-	-	-
City of Negaunee, Precinct 2	-	-	-	-	-	-	-	-	-	-
Champion Township, Precinct 1	-	-	-	-	-	-	-	-	-	-
Chocolay Charter Township, Precinct 1	-	-	-	-	-	-	-	-	-	-
Chocolay Charter Township, Precinct 2	-	-	-	-	-	-	-	-	-	-
Ely Township, Precinct 1	-	-	-	-	-	-	-	-	-	-
Ewing Township, Precinct 1	-	-	-	-	-	-	-	-	-	-
Forsyth Township, Precinct 1	-	-	-	-	-	-	-	-	-	-
Forsyth Township, Precinct 2	-	-	-	-	-	-	-	-	-	-
Forsyth Township, Precinct 3	-	-	-	-	-	-	-	-	-	-
Humboldt Township, Precinct 1	-	-	-	-	-	-	-	-	-	-
Ishpeming Township, Precinct 1	-	-	-	-	-	-	-	-	-	-
Ishpeming Township, Precinct 2	-	-	-	-	-	-	-	-	-	-
Marquette Charter Township, Precinct 1	2336	92	6	2	-	-	-	-	-	-
Marquette Charter Township, Precinct 2	-	-	-	-	1086	63	59	2	-	-
Michiganme Township, Precinct 1	-	-	-	-	-	-	-	-	293	1
Negaunee Township, Precinct 1	-	-	-	-	-	-	-	-	-	-
Powell Township, Precinct 1	-	-	-	-	-	-	-	-	-	-
Powell Township, Precinct 2	-	-	-	-	-	-	-	-	-	-
Republic Township, Precinct 1	-	-	-	-	-	-	-	-	-	-
Richmond Township, Precinct 1	-	-	-	-	-	-	-	-	-	-
Sands Township, Precinct 1	-	-	-	-	-	-	-	-	-	-
Skandia Township, Precinct 1	-	-	-	-	-	-	-	-	-	-
Tilden Township, Precinct 1	-	-	-	-	-	-	-	-	-	-
Turin Township, Precinct 1	-	-	-	-	-	-	-	-	-	-
Wells Township, Precinct 1	-	-	-	-	-	-	-	-	-	-
West Branch Township, Precinct 1	-	-	-	-	-	-	-	-	-	-
Total	2336	92	6	2	1086	63	59	2	293	1

Statement of Votes Cast
Marquette County, MI
2016 General Primary

Date:08/04/16
Time:15:07:05
Page:31 of 83

SOVC For Jurisdiction Wide, All Counters, All Races

	REP Del Negaunce		REP Del Powell 1			REP Del Powell 2		REP Del Republic		REP Del Richmond	
	Reg. Voters	Write-In Votes	Reg. Voters	Donna Beauchaine WI	Write-In Votes	Reg. Voters	Write-In Votes	Reg. Voters	Write-In Votes	Reg. Voters	Write-In Votes
Jurisdiction Wide											
City of Ishpeming, Precinct 1	-	-	-	-	-	-	-	-	-	-	-
City of Ishpeming, Precinct 2	-	-	-	-	-	-	-	-	-	-	-
City of Marquette, Precinct 1	-	-	-	-	-	-	-	-	-	-	-
City of Marquette, Precinct 2	-	-	-	-	-	-	-	-	-	-	-
City of Marquette, Precinct 3	-	-	-	-	-	-	-	-	-	-	-
City of Marquette, Precinct 4	-	-	-	-	-	-	-	-	-	-	-
City of Marquette, Precinct 5	-	-	-	-	-	-	-	-	-	-	-
City of Marquette, Precinct 6	-	-	-	-	-	-	-	-	-	-	-
City of Marquette, Precinct 7	-	-	-	-	-	-	-	-	-	-	-
City of Negaunee, Precinct 1	-	-	-	-	-	-	-	-	-	-	-
City of Negaunee, Precinct 2	-	-	-	-	-	-	-	-	-	-	-
Champion Township, Precinct 1	-	-	-	-	-	-	-	-	-	-	-
Chocolay Charter Township, Precinct 1	-	-	-	-	-	-	-	-	-	-	-
Chocolay Charter Township, Precinct 2	-	-	-	-	-	-	-	-	-	-	-
Ely Township, Precinct 1	-	-	-	-	-	-	-	-	-	-	-
Ewing Township, Precinct 1	-	-	-	-	-	-	-	-	-	-	-
Forsyth Township, Precinct 1	-	-	-	-	-	-	-	-	-	-	-
Forsyth Township, Precinct 2	-	-	-	-	-	-	-	-	-	-	-
Forsyth Township, Precinct 3	-	-	-	-	-	-	-	-	-	-	-
Humboldt Township, Precinct 1	-	-	-	-	-	-	-	-	-	-	-
Ishpeming Township, Precinct 1	-	-	-	-	-	-	-	-	-	-	-
Ishpeming Township, Precinct 2	-	-	-	-	-	-	-	-	-	-	-
Marquette Charter Township, Precinct 1	-	-	-	-	-	-	-	-	-	-	-
Marquette Charter Township, Precinct 2	-	-	-	-	-	-	-	-	-	-	-
Michiganme Township, Precinct 1	-	-	-	-	-	-	-	-	-	-	-
Negaunee Township, Precinct 1	2499	4	505	1	6	205	0	873	7	625	1
Powell Township, Precinct 1	-	-	-	-	-	-	-	-	-	-	-
Powell Township, Precinct 2	-	-	-	-	-	-	-	-	-	-	-
Republic Township, Precinct 1	-	-	-	-	-	-	-	-	-	-	-
Richmond Township, Precinct 1	-	-	-	-	-	-	-	-	-	-	-
Sands Township, Precinct 1	-	-	-	-	-	-	-	-	-	-	-
Skandia Township, Precinct 1	-	-	-	-	-	-	-	-	-	-	-
Tilden Township, Precinct 1	-	-	-	-	-	-	-	-	-	-	-
Turin Township, Precinct 1	-	-	-	-	-	-	-	-	-	-	-
Wells Township, Precinct 1	-	-	-	-	-	-	-	-	-	-	-
West Branch Township, Precinct 1	-	-	-	-	-	-	-	-	-	-	-
Total	2499	4	505	1	6	205	0	873	7	625	1

Statement of Votes Cast
Marquette County, MI
2016 General Primary

Date:08/04/16
Time:15:07:05
Page:32 of 83

SOVC For Jurisdiction Wide, All Counters, All Races

	REP Del Sands			REP Del Skandia		REP Del Tilden		REP Del Turin		REP Del Wells	
	Reg. Voters	Michael Tedeschi WI	Write-In Votes	Reg. Voters	Write-In Votes	Reg. Voters	Write-In Votes	Reg. Voters	Write-In Votes	Reg. Voters	Write-In Votes
Jurisdiction Wide											
City of Ishpeming, Precinct 1	-	-	-	-	-	-	-	-	-	-	-
City of Ishpeming, Precinct 2	-	-	-	-	-	-	-	-	-	-	-
City of Marquette, Precinct 1	-	-	-	-	-	-	-	-	-	-	-
City of Marquette, Precinct 2	-	-	-	-	-	-	-	-	-	-	-
City of Marquette, Precinct 3	-	-	-	-	-	-	-	-	-	-	-
City of Marquette, Precinct 4	-	-	-	-	-	-	-	-	-	-	-
City of Marquette, Precinct 5	-	-	-	-	-	-	-	-	-	-	-
City of Marquette, Precinct 6	-	-	-	-	-	-	-	-	-	-	-
City of Marquette, Precinct 7	-	-	-	-	-	-	-	-	-	-	-
City of Negaunee, Precinct 1	-	-	-	-	-	-	-	-	-	-	-
City of Negaunee, Precinct 2	-	-	-	-	-	-	-	-	-	-	-
Champion Township, Precinct 1	-	-	-	-	-	-	-	-	-	-	-
Chocolay Charter Township, Precinct 1	-	-	-	-	-	-	-	-	-	-	-
Chocolay Charter Township, Precinct 2	-	-	-	-	-	-	-	-	-	-	-
Ely Township, Precinct 1	-	-	-	-	-	-	-	-	-	-	-
Ewing Township, Precinct 1	-	-	-	-	-	-	-	-	-	-	-
Forsyth Township, Precinct 1	-	-	-	-	-	-	-	-	-	-	-
Forsyth Township, Precinct 2	-	-	-	-	-	-	-	-	-	-	-
Forsyth Township, Precinct 3	-	-	-	-	-	-	-	-	-	-	-
Humboldt Township, Precinct 1	-	-	-	-	-	-	-	-	-	-	-
Ishpeming Township, Precinct 1	-	-	-	-	-	-	-	-	-	-	-
Ishpeming Township, Precinct 2	-	-	-	-	-	-	-	-	-	-	-
Marquette Charter Township, Precinct 1	-	-	-	-	-	-	-	-	-	-	-
Marquette Charter Township, Precinct 2	-	-	-	-	-	-	-	-	-	-	-
Michigamme Township, Precinct 1	-	-	-	-	-	-	-	-	-	-	-
Negaunee Township, Precinct 1	-	-	-	-	-	-	-	-	-	-	-
Powell Township, Precinct 1	-	-	-	-	-	-	-	-	-	-	-
Powell Township, Precinct 2	-	-	-	-	-	-	-	-	-	-	-
Republic Township, Precinct 1	-	-	-	-	-	-	-	-	-	-	-
Richmond Township, Precinct 1	-	-	-	-	-	-	-	-	-	-	-
Sands Township, Precinct 1	1809	3	14	-	-	-	-	-	-	-	-
Skandia Township, Precinct 1	-	-	-	664	2	-	-	-	-	-	-
Tilden Township, Precinct 1	-	-	-	-	-	835	4	-	-	-	-
Turin Township, Precinct 1	-	-	-	-	-	-	-	98	1	-	-
Wells Township, Precinct 1	-	-	-	-	-	-	-	-	-	163	1
West Branch Township, Precinct 1	-	-	-	-	-	-	-	-	-	-	-
Total	1809	3	14	664	2	835	4	98	1	163	1

Statement of Votes Cast
Marquette County, MI
2016 General Primary

Date:08/04/16
Time:15:07:05
Page:33 of 83

SOVC For Jurisdiction Wide, All Counters, All Races

	REP Del W Branch				DEM D1 Congress			
	Reg. Voters	Doreen Takalo W1	Naomi Takalo W1	Write-In Votes	Reg. Voters	Jerry Cannon (DEM)	Lon Johnson (DEM)	Write-In Votes
Jurisdiction Wide								
City of Ishpeming, Precinct 1	-	-	-	-	2295	73	269	2
City of Ishpeming, Precinct 2	-	-	-	-	2683	59	280	0
City of Marquette, Precinct 1	-	-	-	-	1983	65	257	0
City of Marquette, Precinct 2	-	-	-	-	2067	71	334	2
City of Marquette, Precinct 3	-	-	-	-	1540	114	286	1
City of Marquette, Precinct 4	-	-	-	-	1686	51	263	1
City of Marquette, Precinct 5	-	-	-	-	1698	52	276	3
City of Marquette, Precinct 6	-	-	-	-	1797	43	184	0
City of Marquette, Precinct 7	-	-	-	-	2115	66	431	6
City of Negaunee, Precinct 1	-	-	-	-	1857	52	235	1
City of Negaunee, Precinct 2	-	-	-	-	1854	88	302	2
Champion Township, Precinct 1	-	-	-	-	213	24	48	1
Chocolay Charter Township, Precinct 1	-	-	-	-	2411	140	372	2
Chocolay Charter Township, Precinct 2	-	-	-	-	2322	122	433	2
Ely Township, Precinct 1	-	-	-	-	1651	63	238	1
Ewing Township, Precinct 1	-	-	-	-	105	1	17	0
Forsyth Township, Precinct 1	-	-	-	-	2422	128	426	4
Forsyth Township, Precinct 2	-	-	-	-	788	60	95	0
Forsyth Township, Precinct 3	-	-	-	-	1406	22	62	1
Humboldt Township, Precinct 1	-	-	-	-	342	14	65	0
Ishpeming Township, Precinct 1	-	-	-	-	1350	58	170	0
Ishpeming Township, Precinct 2	-	-	-	-	1370	64	216	0
Marquette Charter Township, Precinct 1	-	-	-	-	2336	75	342	1
Marquette Charter Township, Precinct 2	-	-	-	-	1086	56	177	0
Michigamme Township, Precinct 1	-	-	-	-	293	24	54	0
Negaunee Township, Precinct 1	-	-	-	-	2499	121	387	2
Powell Township, Precinct 1	-	-	-	-	505	24	74	1
Powell Township, Precinct 2	-	-	-	-	205	10	29	0
Republic Township, Precinct 1	-	-	-	-	873	84	228	1
Richmond Township, Precinct 1	-	-	-	-	625	22	133	0
Sands Township, Precinct 1	-	-	-	-	1809	66	195	1
Skandia Township, Precinct 1	-	-	-	-	664	19	76	0
Tilden Township, Precinct 1	-	-	-	-	835	32	121	1
Turin Township, Precinct 1	-	-	-	-	98	5	16	0
Wells Township, Precinct 1	-	-	-	-	163	16	29	0
West Branch Township, Precinct 1	1445	2	1	8	1445	25	105	0
Total	1445	2	1	8	49391	2009	7225	36

Statement of Votes Cast
Marquette County, MI
2016 General Primary

Date:08/04/16
Time:15:07:05
Page:34 of 83

SOVC For Jurisdiction Wide, All Counters, All Races

	DEM D109 St Rep				DEM D110 St Rep			DEM Co Pros Atty		
	Reg. Voters	Sara Cambensy (DEM)	John Kivela (DEM)	Write-In Votes	Reg. Voters	Scott Dianda (DEM)	Write-In Votes	Reg. Voters	Matt Wiese (DEM)	Write-In Votes
Jurisdiction Wide										
City of Ishpeming, Precinct 1	2295	120	254	0	-	-	-	2295	315	2
City of Ishpeming, Precinct 2	2683	115	241	0	-	-	-	2683	321	2
City of Marquette, Precinct 1	1983	158	218	0	-	-	-	1983	292	0
City of Marquette, Precinct 2	2067	196	270	0	-	-	-	2067	387	1
City of Marquette, Precinct 3	1540	185	282	0	-	-	-	1540	368	1
City of Marquette, Precinct 4	1686	169	200	0	-	-	-	1686	296	1
City of Marquette, Precinct 5	1698	175	199	0	-	-	-	1698	307	4
City of Marquette, Precinct 6	1797	107	143	0	-	-	-	1797	211	1
City of Marquette, Precinct 7	2115	255	286	2	-	-	-	2115	426	4
City of Negaunee, Precinct 1	1857	103	206	0	-	-	-	1857	256	3
City of Negaunee, Precinct 2	1854	138	280	0	-	-	-	1854	346	0
Champion Township, Precinct 1	213	27	55	0	-	-	-	213	63	1
Chocolay Charter Township, Precinct 1	2411	239	354	0	-	-	-	2411	497	5
Chocolay Charter Township, Precinct 2	2322	265	377	0	-	-	-	2322	538	0
Ely Township, Precinct 1	1651	115	200	0	-	-	-	1651	280	1
Ewing Township, Precinct 1	105	4	15	0	-	-	-	105	17	0
Forsyth Township, Precinct 1	2422	162	445	3	-	-	-	2422	489	4
Forsyth Township, Precinct 2	788	52	122	0	-	-	-	788	140	2
Forsyth Township, Precinct 3	1406	28	60	0	-	-	-	1406	75	0
Humboldt Township, Precinct 1	342	30	49	0	-	-	-	342	74	0
Ishpeming Township, Precinct 1	-	-	-	-	1350	216	0	1350	213	0
Ishpeming Township, Precinct 2	-	-	-	-	1370	265	0	1370	265	0
Marquette Charter Township, Precinct 1	2336	196	295	0	-	-	-	2336	372	1
Marquette Charter Township, Precinct 2	1086	99	175	0	-	-	-	1086	232	0
Michigamme Township, Precinct 1	293	25	61	0	-	-	-	293	71	0
Negaunee Township, Precinct 1	2499	213	346	1	-	-	-	2499	464	1
Powell Township, Precinct 1	-	-	-	-	505	94	0	505	92	0
Powell Township, Precinct 2	-	-	-	-	205	32	0	205	28	0
Republic Township, Precinct 1	873	78	266	2	-	-	-	873	292	1
Richmond Township, Precinct 1	625	35	127	0	-	-	-	625	145	0
Sands Township, Precinct 1	1809	111	177	0	-	-	-	1809	239	0
Skandia Township, Precinct 1	664	39	67	0	-	-	-	664	93	1
Tilden Township, Precinct 1	835	62	102	0	-	-	-	835	132	1
Turin Township, Precinct 1	98	7	17	0	-	-	-	98	19	0
Wells Township, Precinct 1	163	4	49	0	-	-	-	163	39	0
West Branch Township, Precinct 1	1445	56	91	0	-	-	-	1445	114	0
Total	45961	3568	6029	8	3430	607	0	49391	8508	37

Statement of Votes Cast
Marquette County, MI
2016 General Primary
SOVC For Jurisdiction Wide, All Counters, All Races

Date:08/04/16
Time:15:07:05
Page:35 of 83

	DEM Co Sheriff					DEM Co Clerk			DEM Co Treas		
	Reg. Voters	Michael Klein (DEM)	Lowell A. Larson, Jr (DEM)	Greg Zybur (DEM)	Write-In Votes	Reg. Voters	Linda K. Talsma (DEM)	Write-In Votes	Reg. Voters	Anne Giroux (DEM)	Write-In Votes
Jurisdiction Wide											
City of Ishpeming, Precinct 1	2295	124	152	107	0	2295	309	1	2295	320	4
City of Ishpeming, Precinct 2	2683	149	130	86	0	2683	316	0	2683	321	0
City of Marquette, Precinct 1	1983	94	117	175	0	1983	266	1	1983	266	0
City of Marquette, Precinct 2	2067	91	122	255	0	2067	357	0	2067	360	0
City of Marquette, Precinct 3	1540	111	175	183	1	1540	355	1	1540	350	2
City of Marquette, Precinct 4	1686	78	103	193	0	1686	275	0	1686	280	0
City of Marquette, Precinct 5	1698	53	92	235	0	1698	276	2	1698	283	1
City of Marquette, Precinct 6	1797	60	82	111	0	1797	191	1	1797	194	1
City of Marquette, Precinct 7	2115	70	139	328	0	2115	399	1	2115	398	1
City of Negaunee, Precinct 1	1857	84	154	81	1	1857	256	2	1857	252	2
City of Negaunee, Precinct 2	1854	143	178	121	0	1854	345	1	1854	340	1
Champion Township, Precinct 1	213	18	51	16	1	213	63	1	213	69	0
Chocolay Charter Township, Precinct 1	2411	98	109	399	1	2411	472	1	2411	477	2
Chocolay Charter Township, Precinct 2	2322	99	105	466	0	2322	489	1	2322	484	1
Ely Township, Precinct 1	1651	102	176	45	0	1651	281	0	1651	277	0
Ewing Township, Precinct 1	105	9	7	3	0	105	17	0	105	17	0
Forsyth Township, Precinct 1	2422	144	267	221	1	2422	509	2	2422	475	3
Forsyth Township, Precinct 2	788	48	77	55	0	788	146	0	788	136	1
Forsyth Township, Precinct 3	1406	30	28	33	0	1406	78	1	1406	78	0
Humboldt Township, Precinct 1	342	16	57	7	0	342	73	0	342	74	0
Ishpeming Township, Precinct 1	1350	104	105	49	1	1350	209	0	1350	217	0
Ishpeming Township, Precinct 2	1370	103	148	67	0	1370	261	0	1370	259	0
Marquette Charter Township, Precinct 1	2336	105	189	211	0	2336	370	0	2336	363	0
Marquette Charter Township, Precinct 2	1086	70	83	124	0	1086	216	0	1086	218	0
Michigamme Township, Precinct 1	293	39	42	13	0	293	74	0	293	77	0
Negaunee Township, Precinct 1	2499	215	236	127	1	2499	453	1	2499	456	3
Powell Township, Precinct 1	505	21	30	72	0	505	93	0	505	92	0
Powell Township, Precinct 2	205	14	9	18	0	205	27	0	205	29	0
Republic Township, Precinct 1	873	87	150	121	0	873	280	2	873	282	2
Richmond Township, Precinct 1	625	38	98	26	0	625	145	0	625	144	0
Sands Township, Precinct 1	1809	82	79	145	0	1809	227	2	1809	230	2
Skandia Township, Precinct 1	664	21	52	38	0	664	89	0	664	83	0
Tilden Township, Precinct 1	835	57	81	30	0	835	138	0	835	140	1
Turin Township, Precinct 1	98	9	9	5	0	98	22	0	98	22	0
Wells Township, Precinct 1	163	11	28	9	0	163	43	0	163	41	0
West Branch Township, Precinct 1	1445	52	36	66	0	1445	126	1	1445	117	2
Total	49391	2649	3696	4241	7	49391	8246	23	49391	8221	29

Statement of Votes Cast
Marquette County, MI
2016 General Primary
SOVC For Jurisdiction Wide, All Counters, All Races

Date:08/04/16
Time:15:07:05
Page:36 of 83

	DEM Co Reg of Deeds			DEM Mine Inspector			DEM Drain Comm				
	Reg. Voters	Carla A. L'Hullier (DEM)	Write-In Votes	Reg. Voters	John E. Carlson (DEM)	Write-In Votes	Reg. Voters	Paul Altobello (DEM)	Michael Barbieri (DEM)	Mike Farrell (DEM)	Write-In Votes
Jurisdiction Wide											
City of Ishpeming, Precinct 1	2295	303	2	2295	325	1	2295	214	39	99	0
City of Ishpeming, Precinct 2	2683	311	0	2683	323	0	2683	211	48	83	0
City of Marquette, Precinct 1	1983	273	0	1983	253	2	1983	55	43	197	2
City of Marquette, Precinct 2	2067	357	1	2067	352	0	2067	60	68	230	0
City of Marquette, Precinct 3	1540	354	0	1540	345	1	1540	62	55	274	2
City of Marquette, Precinct 4	1686	276	0	1686	267	0	1686	41	42	209	2
City of Marquette, Precinct 5	1698	274	1	1698	270	0	1698	41	59	181	3
City of Marquette, Precinct 6	1797	194	1	1797	191	1	1797	37	36	123	1
City of Marquette, Precinct 7	2115	398	1	2115	379	3	2115	77	54	277	2
City of Negaunee, Precinct 1	1857	251	2	1857	254	2	1857	132	29	125	1
City of Negaunee, Precinct 2	1854	340	0	1854	344	1	1854	134	51	187	0
Champion Township, Precinct 1	213	61	1	213	68	0	213	27	11	31	0
Chocolay Charter Township, Precinct 1	2411	467	1	2411	453	1	2411	95	90	293	1
Chocolay Charter Township, Precinct 2	2322	481	1	2322	466	1	2322	92	108	302	1
Ely Township, Precinct 1	1651	274	0	1651	285	0	1651	193	25	78	0
Ewing Township, Precinct 1	105	18	0	105	18	0	105	7	2	8	0
Forsyth Township, Precinct 1	2422	474	3	2422	470	3	2422	141	135	233	5
Forsyth Township, Precinct 2	788	136	0	788	141	0	788	37	31	76	1
Forsyth Township, Precinct 3	1406	80	0	1406	78	1	1406	21	18	41	2
Humboldt Township, Precinct 1	342	74	0	342	75	0	342	37	8	30	0
Ishpeming Township, Precinct 1	1350	206	0	1350	215	0	1350	169	18	48	0
Ishpeming Township, Precinct 2	1370	257	0	1370	269	0	1370	211	24	55	0
Marquette Charter Township, Precinct 1	2336	375	0	2336	359	0	2336	66	67	280	2
Marquette Charter Township, Precinct 2	1086	212	0	1086	206	0	1086	45	31	142	0
Michigamme Township, Precinct 1	293	69	0	293	74	0	293	24	15	39	0
Negaunee Township, Precinct 1	2499	451	1	2499	449	1	2499	148	76	241	2
Powell Township, Precinct 1	505	92	0	505	90	0	505	16	16	65	0
Powell Township, Precinct 2	205	30	0	205	28	0	205	4	4	25	0
Republic Township, Precinct 1	873	277	2	873	284	1	873	127	62	110	1
Richmond Township, Precinct 1	625	146	0	625	144	0	625	52	22	75	0
Sands Township, Precinct 1	1809	224	2	1809	221	2	1809	55	47	134	2
Skandia Township, Precinct 1	664	83	0	664	82	0	664	14	23	54	0
Tilden Township, Precinct 1	835	134	1	835	142	0	835	128	7	25	0
Turin Township, Precinct 1	98	22	0	98	22	0	98	5	6	11	0
Wells Township, Precinct 1	163	41	0	163	42	0	163	4	13	21	0
West Branch Township, Precinct 1	1445	114	0	1445	110	0	1445	17	23	73	1
Total	49391	8129	20	49391	8094	21	49391	2799	1406	4475	31

Statement of Votes Cast
Marquette County, MI
2016 General Primary

Date:08/04/16
Time:15:07:05
Page:37 of 83

SOVC For Jurisdiction Wide, All Counters, All Races

	DEM D1 Co Comm			DEM D2 Co Comm			DEM D3 Co Comm		
	Reg. Voters	John DePetro (DEM)	Write-In Votes	Reg. Voters	Joe Derocha (DEM)	Write-In Votes	Reg. Voters	Stephen Adamini (DEM)	Write-In Votes
Jurisdiction Wide									
City of Ishpeming, Precinct 1	-	-	-	-	-	-	-	-	-
City of Ishpeming, Precinct 2	-	-	-	-	-	-	-	-	-
City of Marquette, Precinct 1	-	-	-	-	-	-	1983	269	-
City of Marquette, Precinct 2	-	-	-	-	-	-	-	-	-
City of Marquette, Precinct 3	-	-	-	-	-	-	1540	353	3
City of Marquette, Precinct 4	-	-	-	-	-	-	1686	266	3
City of Marquette, Precinct 5	-	-	-	-	-	-	1698	282	12
City of Marquette, Precinct 6	1797	209	1	-	-	-	-	-	-
City of Marquette, Precinct 7	2115	416	2	-	-	-	-	-	-
City of Negaunee, Precinct 1	-	-	-	-	-	-	-	-	-
City of Negaunee, Precinct 2	-	-	-	-	-	-	-	-	-
Champion Township, Precinct 1	-	-	-	213	64	3	-	-	-
Chocolay Charter Township, Precinct 1	-	-	-	-	-	-	-	-	-
Chocolay Charter Township, Precinct 2	-	-	-	-	-	-	-	-	-
Ely Township, Precinct 1	-	-	-	1651	283	1	-	-	-
Ewing Township, Precinct 1	-	-	-	-	-	-	-	-	-
Forsyth Township, Precinct 1	-	-	-	-	-	-	-	-	-
Forsyth Township, Precinct 2	-	-	-	-	-	-	-	-	-
Forsyth Township, Precinct 3	-	-	-	-	-	-	-	-	-
Humboldt Township, Precinct 1	-	-	-	342	76	0	-	-	-
Ishpeming Township, Precinct 1	-	-	-	1350	216	1	-	-	-
Ishpeming Township, Precinct 2	-	-	-	1370	267	2	-	-	-
Marquette Charter Township, Precinct 1	2336	388	1	-	-	-	-	-	-
Marquette Charter Township, Precinct 2	-	-	-	-	-	-	1086	205	4
Michiganville Township, Precinct 1	-	-	-	293	79	0	-	-	-
Negaunee Township, Precinct 1	-	-	-	2499	448	1	-	-	-
Powell Township, Precinct 1	505	96	0	-	-	-	-	-	-
Powell Township, Precinct 2	205	32	0	-	-	-	-	-	-
Republic Township, Precinct 1	-	-	-	873	307	2	-	-	-
Richmond Township, Precinct 1	-	-	-	-	-	-	-	-	-
Sands Township, Precinct 1	-	-	-	-	-	-	-	-	-
Skandia Township, Precinct 1	-	-	-	-	-	-	-	-	-
Tilden Township, Precinct 1	-	-	-	-	-	-	-	-	-
Turin Township, Precinct 1	-	-	-	-	-	-	-	-	-
Wells Township, Precinct 1	-	-	-	-	-	-	-	-	-
West Branch Township, Precinct 1	-	-	-	-	-	-	-	-	-
Total	6958	1141	4	8591	1740	10	7993	1375	13

Statement of Votes Cast
Marquette County, MI
2016 General Primary
SOVC For Jurisdiction Wide, All Counters, All Races

Date:08/04/16
Time:15:07:05
Page:38 of 83

	DEM D4 Co Comm			DEM D5 Co Comm			DEM D6 Co Comm		
	Reg. Voters	Gery Corkin (DEM)	Write-In Votes	Reg. Voters	Bill Nordeen (DEM)	Write-In Votes	Reg. Voters	Karen Alholm (DEM)	Write-In Votes
Jurisdiction Wide									
City of Ishpeming, Precinct 1	2295	323	2	-	-	-	-	-	-
City of Ishpeming, Precinct 2	2683	318	1	-	-	-	-	-	-
City of Marquette, Precinct 1	-	-	-	-	-	-	-	-	-
City of Marquette, Precinct 2	-	-	-	-	-	-	2067	358	1
City of Marquette, Precinct 3	-	-	-	-	-	-	-	-	-
City of Marquette, Precinct 4	-	-	-	-	-	-	-	-	-
City of Marquette, Precinct 5	-	-	-	-	-	-	-	-	-
City of Marquette, Precinct 6	-	-	-	-	-	-	-	-	-
City of Marquette, Precinct 7	-	-	-	-	-	-	-	-	-
City of Negaunee, Precinct 1	1857	258	4	-	-	-	-	-	-
City of Negaunee, Precinct 2	1854	355	3	-	-	-	-	-	-
Champion Township, Precinct 1	-	-	-	-	-	-	-	-	-
Chocolay Charter Township, Precinct 1	-	-	-	-	-	-	2411	474	1
Chocolay Charter Township, Precinct 2	-	-	-	-	-	-	2322	517	3
Ely Township, Precinct 1	-	-	-	-	-	-	-	-	-
Ewing Township, Precinct 1	-	-	-	105	18	0	-	-	-
Forsyth Township, Precinct 1	-	-	-	2422	478	6	-	-	-
Forsyth Township, Precinct 2	-	-	-	788	139	2	-	-	-
Forsyth Township, Precinct 3	-	-	-	1406	76	1	-	-	-
Humboldt Township, Precinct 1	-	-	-	-	-	-	-	-	-
Ishpeming Township, Precinct 1	-	-	-	-	-	-	-	-	-
Ishpeming Township, Precinct 2	-	-	-	-	-	-	-	-	-
Marquette Charter Township, Precinct 1	-	-	-	-	-	-	-	-	-
Marquette Charter Township, Precinct 2	-	-	-	-	-	-	-	-	-
Michiganme Township, Precinct 1	-	-	-	-	-	-	-	-	-
Negaunee Township, Precinct 1	-	-	-	-	-	-	-	-	-
Powell Township, Precinct 1	-	-	-	-	-	-	-	-	-
Powell Township, Precinct 2	-	-	-	-	-	-	-	-	-
Republic Township, Precinct 1	-	-	-	-	-	-	-	-	-
Richmond Township, Precinct 1	-	-	-	625	142	0	-	-	-
Sands Township, Precinct 1	-	-	-	-	-	-	1809	223	3
Skandia Township, Precinct 1	-	-	-	664	80	2	-	-	-
Tilden Township, Precinct 1	-	-	-	835	138	0	-	-	-
Turin Township, Precinct 1	-	-	-	98	22	0	-	-	-
Wells Township, Precinct 1	-	-	-	163	48	0	-	-	-
West Branch Township, Precinct 1	-	-	-	1415	107	2	-	-	-
Total	8689	1254	10	8551	1248	13	8609	1572	8

Statement of Votes Cast
Marquette County, MI
2016 General Primary

Date:08/04/16
Time:15:07:05
Page:39 of 83

SOVC For Jurisdiction Wide, All Counters, All Races

	DEM Champion Supv				DEM Champion Clerk			DEM Champion Treas		
	Reg. Voters	Mark Hamel (DEM)	Tina Koski (DEM)	Write-In Votes	Reg. Voters	C. Bowen Plankey (DEM)	Write-In Votes	Reg. Voters	Linda Pelkola (DEM)	Write-In Votes
Jurisdiction Wide										
City of Ishpeming, Precinct 1	-	-	-	-	-	-	-	-	-	-
City of Ishpeming, Precinct 2	-	-	-	-	-	-	-	-	-	-
City of Marquette, Precinct 1	-	-	-	-	-	-	-	-	-	-
City of Marquette, Precinct 2	-	-	-	-	-	-	-	-	-	-
City of Marquette, Precinct 3	-	-	-	-	-	-	-	-	-	-
City of Marquette, Precinct 4	-	-	-	-	-	-	-	-	-	-
City of Marquette, Precinct 5	-	-	-	-	-	-	-	-	-	-
City of Marquette, Precinct 6	-	-	-	-	-	-	-	-	-	-
City of Marquette, Precinct 7	-	-	-	-	-	-	-	-	-	-
City of Negaunee, Precinct 1	-	-	-	-	-	-	-	-	-	-
City of Negaunee, Precinct 2	-	-	-	-	-	-	-	-	-	-
Champion Township, Precinct 1	213	41	41	2	213	72	0	213	65	1
Chocolay Charter Township, Precinct 1	-	-	-	-	-	-	-	-	-	-
Chocolay Charter Township, Precinct 2	-	-	-	-	-	-	-	-	-	-
Ely Township, Precinct 1	-	-	-	-	-	-	-	-	-	-
Ewing Township, Precinct 1	-	-	-	-	-	-	-	-	-	-
Forsyth Township, Precinct 1	-	-	-	-	-	-	-	-	-	-
Forsyth Township, Precinct 2	-	-	-	-	-	-	-	-	-	-
Forsyth Township, Precinct 3	-	-	-	-	-	-	-	-	-	-
Humboldt Township, Precinct 1	-	-	-	-	-	-	-	-	-	-
Ishpeming Township, Precinct 1	-	-	-	-	-	-	-	-	-	-
Ishpeming Township, Precinct 2	-	-	-	-	-	-	-	-	-	-
Marquette Charter Township, Precinct 1	-	-	-	-	-	-	-	-	-	-
Marquette Charter Township, Precinct 2	-	-	-	-	-	-	-	-	-	-
Michigamunc Township, Precinct 1	-	-	-	-	-	-	-	-	-	-
Negaunee Township, Precinct 1	-	-	-	-	-	-	-	-	-	-
Powell Township, Precinct 1	-	-	-	-	-	-	-	-	-	-
Powell Township, Precinct 2	-	-	-	-	-	-	-	-	-	-
Republic Township, Precinct 1	-	-	-	-	-	-	-	-	-	-
Richmond Township, Precinct 1	-	-	-	-	-	-	-	-	-	-
Sands Township, Precinct 1	-	-	-	-	-	-	-	-	-	-
Skandia Township, Precinct 1	-	-	-	-	-	-	-	-	-	-
Tilden Township, Precinct 1	-	-	-	-	-	-	-	-	-	-
Turin Township, Precinct 1	-	-	-	-	-	-	-	-	-	-
Wells Township, Precinct 1	-	-	-	-	-	-	-	-	-	-
West Branch Township, Precinct 1	-	-	-	-	-	-	-	-	-	-
Total	213	41	41	2	213	72	0	213	65	1

Statement of Votes Cast
Marquette County, MI
2016 General Primary

Date:08/04/16
Time:15:07:05
Page:40 of 83

SOVC For Jurisdiction Wide, All Counters, All Races

	DEM Champion Trustee					DEM Chocolay Supv		DEM Chocolay Clerk		
	Reg. Voters	Sonia LaPin (DEM)	Lee Tonge (DEM)	Deborah Wolf (DEM)	Write-In Votes	Reg. Voters	Write-In Votes	Reg. Voters	Max L. Engle (DEM)	Write-In Votes
Jurisdiction Wide										
City of Ishpeming, Precinct 1	-	-	-	-	-	-	-	-	-	-
City of Ishpeming, Precinct 2	-	-	-	-	-	-	-	-	-	-
City of Marquette, Precinct 1	-	-	-	-	-	-	-	-	-	-
City of Marquette, Precinct 2	-	-	-	-	-	-	-	-	-	-
City of Marquette, Precinct 3	-	-	-	-	-	-	-	-	-	-
City of Marquette, Precinct 4	-	-	-	-	-	-	-	-	-	-
City of Marquette, Precinct 5	-	-	-	-	-	-	-	-	-	-
City of Marquette, Precinct 6	-	-	-	-	-	-	-	-	-	-
City of Marquette, Precinct 7	-	-	-	-	-	-	-	-	-	-
City of Negaunee, Precinct 1	-	-	-	-	-	-	-	-	-	-
City of Negaunee, Precinct 2	-	-	-	-	-	-	-	-	-	-
Champion Township, Precinct 1	213	56	45	56	0	-	-	-	-	-
Chocolay Charter Township, Precinct 1	-	-	-	-	-	2411	23	2411	409	2
Chocolay Charter Township, Precinct 2	-	-	-	-	-	2322	13	2322	457	1
Ely Township, Precinct 1	-	-	-	-	-	-	-	-	-	-
Ewing Township, Precinct 1	-	-	-	-	-	-	-	-	-	-
Forsyth Township, Precinct 1	-	-	-	-	-	-	-	-	-	-
Forsyth Township, Precinct 2	-	-	-	-	-	-	-	-	-	-
Forsyth Township, Precinct 3	-	-	-	-	-	-	-	-	-	-
Humboldt Township, Precinct 1	-	-	-	-	-	-	-	-	-	-
Ishpeming Township, Precinct 1	-	-	-	-	-	-	-	-	-	-
Ishpeming Township, Precinct 2	-	-	-	-	-	-	-	-	-	-
Marquette Charter Township, Precinct 1	-	-	-	-	-	-	-	-	-	-
Marquette Charter Township, Precinct 2	-	-	-	-	-	-	-	-	-	-
Michigamme Township, Precinct 1	-	-	-	-	-	-	-	-	-	-
Negaunee Township, Precinct 1	-	-	-	-	-	-	-	-	-	-
Powell Township, Precinct 1	-	-	-	-	-	-	-	-	-	-
Powell Township, Precinct 2	-	-	-	-	-	-	-	-	-	-
Republic Township, Precinct 1	-	-	-	-	-	-	-	-	-	-
Richmond Township, Precinct 1	-	-	-	-	-	-	-	-	-	-
Sands Township, Precinct 1	-	-	-	-	-	-	-	-	-	-
Skandia Township, Precinct 1	-	-	-	-	-	-	-	-	-	-
Tilden Township, Precinct 1	-	-	-	-	-	-	-	-	-	-
Turin Township, Precinct 1	-	-	-	-	-	-	-	-	-	-
Wells Township, Precinct 1	-	-	-	-	-	-	-	-	-	-
West Branch Township, Precinct 1	-	-	-	-	-	-	-	-	-	-
Total	213	56	45	56	0	4733	36	4733	866	3

Statement of Votes Cast
Marquette County, MI
2016 General Primary
SOVC For Jurisdiction Wide, All Counters, All Races

Date:08/04/16
Time:15:07:05
Page:41 of 83

	DEM Chocolay Treas		DEM Chocolay Trustee			DEM Ely Supv		DEM Ely Clerk		
	Reg. Voters	Write-In Votes	Reg. Voters	Mark R. Maki (DEM)	Write-In Votes	Reg. Voters	Write-In Votes	Reg. Voters	Kim Wing (DEM)	Write-In Votes
Jurisdiction Wide										
City of Ishpeming, Precinct 1	-	-	-	-	-	-	-	-	-	-
City of Ishpeming, Precinct 2	-	-	-	-	-	-	-	-	-	-
City of Marquette, Precinct 1	-	-	-	-	-	-	-	-	-	-
City of Marquette, Precinct 2	-	-	-	-	-	-	-	-	-	-
City of Marquette, Precinct 3	-	-	-	-	-	-	-	-	-	-
City of Marquette, Precinct 4	-	-	-	-	-	-	-	-	-	-
City of Marquette, Precinct 5	-	-	-	-	-	-	-	-	-	-
City of Marquette, Precinct 6	-	-	-	-	-	-	-	-	-	-
City of Marquette, Precinct 7	-	-	-	-	-	-	-	-	-	-
City of Negaunee, Precinct 1	-	-	-	-	-	-	-	-	-	-
City of Negaunee, Precinct 2	-	-	-	-	-	-	-	-	-	-
Champion Township, Precinct 1	-	-	-	-	-	-	-	-	-	-
Chocolay Charter Township, Precinct 1	2411	16	2411	387	19	-	-	-	-	-
Chocolay Charter Township, Precinct 2	2322	10	2322	440	6	-	-	-	-	-
Ely Township, Precinct 1	-	-	-	-	-	1651	23	1651	240	3
Ewing Township, Precinct 1	-	-	-	-	-	-	-	-	-	-
Forsyth Township, Precinct 1	-	-	-	-	-	-	-	-	-	-
Forsyth Township, Precinct 2	-	-	-	-	-	-	-	-	-	-
Forsyth Township, Precinct 3	-	-	-	-	-	-	-	-	-	-
Humboldt Township, Precinct 1	-	-	-	-	-	-	-	-	-	-
Ishpeming Township, Precinct 1	-	-	-	-	-	-	-	-	-	-
Ishpeming Township, Precinct 2	-	-	-	-	-	-	-	-	-	-
Marquette Charter Township, Precinct 1	-	-	-	-	-	-	-	-	-	-
Marquette Charter Township, Precinct 2	-	-	-	-	-	-	-	-	-	-
Michigamme Township, Precinct 1	-	-	-	-	-	-	-	-	-	-
Negaunee Township, Precinct 1	-	-	-	-	-	-	-	-	-	-
Powell Township, Precinct 1	-	-	-	-	-	-	-	-	-	-
Powell Township, Precinct 2	-	-	-	-	-	-	-	-	-	-
Republic Township, Precinct 1	-	-	-	-	-	-	-	-	-	-
Richmond Township, Precinct 1	-	-	-	-	-	-	-	-	-	-
Sands Township, Precinct 1	-	-	-	-	-	-	-	-	-	-
Skandia Township, Precinct 1	-	-	-	-	-	-	-	-	-	-
Tilden Township, Precinct 1	-	-	-	-	-	-	-	-	-	-
Turin Township, Precinct 1	-	-	-	-	-	-	-	-	-	-
Wells Township, Precinct 1	-	-	-	-	-	-	-	-	-	-
West Branch Township, Precinct 1	-	-	-	-	-	-	-	-	-	-
Total	4733	26	4733	827	25	1651	23	1651	240	3

Statement of Votes Cast
Marquette County, MI
2016 General Primary

Date:08/04/16
Time:15:07:05
Page:42 of 83

SOVC For Jurisdiction Wide, All Counters, All Races

	DEM Ely Treas		DEM Ely Trustee						DEM Ewing Supv	
	Reg. Voters	Write-In Votes	Reg. Voters	Carl E. Hosang (DEM)	Ted A. Pepin (DEM)	Scott Perry (DEM)	David A. Schultz (DEM)	Write-In Votes	Reg. Voters	Write-In Votes
Jurisdiction Wide										
City of Ishpeming, Precinct 1	-	-	-	-	-	-	-	-	-	-
City of Ishpeming, Precinct 2	-	-	-	-	-	-	-	-	-	-
City of Marquette, Precinct 1	-	-	-	-	-	-	-	-	-	-
City of Marquette, Precinct 2	-	-	-	-	-	-	-	-	-	-
City of Marquette, Precinct 3	-	-	-	-	-	-	-	-	-	-
City of Marquette, Precinct 4	-	-	-	-	-	-	-	-	-	-
City of Marquette, Precinct 5	-	-	-	-	-	-	-	-	-	-
City of Marquette, Precinct 6	-	-	-	-	-	-	-	-	-	-
City of Marquette, Precinct 7	-	-	-	-	-	-	-	-	-	-
City of Negaunee, Precinct 1	-	-	-	-	-	-	-	-	-	-
City of Negaunee, Precinct 2	-	-	-	-	-	-	-	-	-	-
Champion Township, Precinct 1	-	-	-	-	-	-	-	-	-	-
Chocolay Charter Township, Precinct 1	-	-	-	-	-	-	-	-	-	-
Chocolay Charter Township, Precinct 2	-	-	-	-	-	-	-	-	-	-
Ely Township, Precinct 1	1651	10	1651	121	152	139	109	0	105	4
Ewing Township, Precinct 1	-	-	-	-	-	-	-	-	-	-
Forsyth Township, Precinct 1	-	-	-	-	-	-	-	-	-	-
Forsyth Township, Precinct 2	-	-	-	-	-	-	-	-	-	-
Forsyth Township, Precinct 3	-	-	-	-	-	-	-	-	-	-
Humboldt Township, Precinct 1	-	-	-	-	-	-	-	-	-	-
Ishpeming Township, Precinct 1	-	-	-	-	-	-	-	-	-	-
Ishpeming Township, Precinct 2	-	-	-	-	-	-	-	-	-	-
Marquette Charter Township, Precinct 1	-	-	-	-	-	-	-	-	-	-
Marquette Charter Township, Precinct 2	-	-	-	-	-	-	-	-	-	-
Michigamme Township, Precinct 1	-	-	-	-	-	-	-	-	-	-
Negaunee Township, Precinct 1	-	-	-	-	-	-	-	-	-	-
Powell Township, Precinct 1	-	-	-	-	-	-	-	-	-	-
Powell Township, Precinct 2	-	-	-	-	-	-	-	-	-	-
Republic Township, Precinct 1	-	-	-	-	-	-	-	-	-	-
Richmond Township, Precinct 1	-	-	-	-	-	-	-	-	-	-
Sands Township, Precinct 1	-	-	-	-	-	-	-	-	-	-
Skandia Township, Precinct 1	-	-	-	-	-	-	-	-	-	-
Tilden Township, Precinct 1	-	-	-	-	-	-	-	-	-	-
Turin Township, Precinct 1	-	-	-	-	-	-	-	-	-	-
Wells Township, Precinct 1	-	-	-	-	-	-	-	-	-	-
West Branch Township, Precinct 1	-	-	-	-	-	-	-	-	-	-
Total	1651	10	1651	121	152	139	109	0	105	4

Statement of Votes Cast
Marquette County, MI
2016 General Primary

Date:08/04/16
Time:15:07:05
Page:43 of 83

SOVC For Jurisdiction Wide, All Counters, All Races

	DEM Ewing Clerk			DEM Ewing Treas		DEM Ewing Trustee		
	Reg. Voters	Cindy Haas (DEM)	Write-In Votes	Reg. Voters	Write-In Votes	Reg. Voters	Frank Haas (DEM)	Write-In Votes
Jurisdiction Wide								
City of Ishpeming, Precinct 1	-	-		-		-	-	
City of Ishpeming, Precinct 2	-	-		-		-	-	
City of Marquette, Precinct 1	-	-		-		-	-	
City of Marquette, Precinct 2	-	-		-		-	-	
City of Marquette, Precinct 3	-	-		-		-	-	
City of Marquette, Precinct 4	-	-		-		-	-	
City of Marquette, Precinct 5	-	-		-		-	-	
City of Marquette, Precinct 6	-	-		-		-	-	
City of Marquette, Precinct 7	-	-		-		-	-	
City of Negaunee, Precinct 1	-	-		-		-	-	
City of Negaunee, Precinct 2	-	-		-		-	-	
Champion Township, Precinct 1	-	-		-		-	-	
Chocolay Charter Township, Precinct 1	-	-		-		-	-	
Chocolay Charter Township, Precinct 2	-	-		-		-	-	
Ely Township, Precinct 1	-	-		-		-	-	
Ewing Township, Precinct 1	105	17	0	105	3	105	18	0
Forsyth Township, Precinct 1	-	-		-		-	-	
Forsyth Township, Precinct 2	-	-		-		-	-	
Forsyth Township, Precinct 3	-	-		-		-	-	
Humboldt Township, Precinct 1	-	-		-		-	-	
Ishpeming Township, Precinct 1	-	-		-		-	-	
Ishpeming Township, Precinct 2	-	-		-		-	-	
Marquette Charter Township, Precinct 1	-	-		-		-	-	
Marquette Charter Township, Precinct 2	-	-		-		-	-	
Michiganme Township, Precinct 1	-	-		-		-	-	
Negaunee Township, Precinct 1	-	-		-		-	-	
Powell Township, Precinct 1	-	-		-		-	-	
Powell Township, Precinct 2	-	-		-		-	-	
Republic Township, Precinct 1	-	-		-		-	-	
Richmond Township, Precinct 1	-	-		-		-	-	
Sands Township, Precinct 1	-	-		-		-	-	
Skandia Township, Precinct 1	-	-		-		-	-	
Tilden Township, Precinct 1	-	-		-		-	-	
Turin Township, Precinct 1	-	-		-		-	-	
Wells Township, Precinct 1	-	-		-		-	-	
West Branch Township, Precinct 1	-	-		-		-	-	
Total	105	17	0	105	3	105	18	0

Statement of Votes Cast
Marquette County, MI
2016 General Primary

Date:08/04/16
Time:15:07:05
Page:44 of 83

SOVC For Jurisdiction Wide, All Counties, All Races

	DEM Forsyth Supv				DEM Forsyth Clerk			DEM Forsyth Treas		
	Reg. Voters	Joe Boogren (DEM)	Tim Rector (DEM)	Write-In Votes	Reg. Voters	Jane E. Nordeen (DEM)	Write-In Votes	Reg. Voters	Judith K. Roberts (DEM)	Write-In Votes
Jurisdiction Wide										
City of Ishpeming, Precinct 1	-	-	-	-	-	-	-	-	-	-
City of Ishpeming, Precinct 2	-	-	-	-	-	-	-	-	-	-
City of Marquette, Precinct 1	-	-	-	-	-	-	-	-	-	-
City of Marquette, Precinct 2	-	-	-	-	-	-	-	-	-	-
City of Marquette, Precinct 3	-	-	-	-	-	-	-	-	-	-
City of Marquette, Precinct 4	-	-	-	-	-	-	-	-	-	-
City of Marquette, Precinct 5	-	-	-	-	-	-	-	-	-	-
City of Marquette, Precinct 6	-	-	-	-	-	-	-	-	-	-
City of Marquette, Precinct 7	-	-	-	-	-	-	-	-	-	-
City of Negaunee, Precinct 1	-	-	-	-	-	-	-	-	-	-
City of Negaunee, Precinct 2	-	-	-	-	-	-	-	-	-	-
Champion Township, Precinct 1	-	-	-	-	-	-	-	-	-	-
Chocolay Charter Township, Precinct 1	-	-	-	-	-	-	-	-	-	-
Chocolay Charter Township, Precinct 2	-	-	-	-	-	-	-	-	-	-
Ely Township, Precinct 1	-	-	-	-	-	-	-	-	-	-
Ewing Township, Precinct 1	-	-	-	-	-	-	-	-	-	-
Forsyth Township, Precinct 1	2422	343	300	1	2422	459	10	2422	480	5
Forsyth Township, Precinct 2	788	86	82	1	788	136	4	788	137	2
Forsyth Township, Precinct 3	1406	40	41	0	1406	66	1	1406	72	0
Humboldt Township, Precinct 1	-	-	-	-	-	-	-	-	-	-
Ishpeming Township, Precinct 1	-	-	-	-	-	-	-	-	-	-
Ishpeming Township, Precinct 2	-	-	-	-	-	-	-	-	-	-
Marquette Charter Township, Precinct 1	-	-	-	-	-	-	-	-	-	-
Marquette Charter Township, Precinct 2	-	-	-	-	-	-	-	-	-	-
Michigamme Township, Precinct 1	-	-	-	-	-	-	-	-	-	-
Negaunee Township, Precinct 1	-	-	-	-	-	-	-	-	-	-
Powell Township, Precinct 1	-	-	-	-	-	-	-	-	-	-
Powell Township, Precinct 2	-	-	-	-	-	-	-	-	-	-
Republic Township, Precinct 1	-	-	-	-	-	-	-	-	-	-
Richmond Township, Precinct 1	-	-	-	-	-	-	-	-	-	-
Sands Township, Precinct 1	-	-	-	-	-	-	-	-	-	-
Skandia Township, Precinct 1	-	-	-	-	-	-	-	-	-	-
Tilden Township, Precinct 1	-	-	-	-	-	-	-	-	-	-
Torin Township, Precinct 1	-	-	-	-	-	-	-	-	-	-
Wells Township, Precinct 1	-	-	-	-	-	-	-	-	-	-
West Branch Township, Precinct 1	-	-	-	-	-	-	-	-	-	-
Total	4616	469	423	2	4616	661	15	4616	689	7

Statement of Votes Cast
Marquette County, MI
2016 General Primary
SOVC For Jurisdiction Wide, All Counters, All Races

Date:08/04/16
Time:15:07:05
Page:45 of 83

	DEM Forsyth Trustee				DEM Humboldt Supv			DEM Humboldt Clerk		
	Reg. Voters	Chris Adams (DEM)	Neil L. Armatti (DEM)	Write-In Votes	Reg. Voters	Sanford R. Pesola (DEM)	Write-In Votes	Reg. Voters	Andrea C. Glisson (DEM)	Write-In Votes
Jurisdiction Wide										
City of Ishpeming, Precinct 1	-	-	-	-	-	-	-	-	-	-
City of Ishpeming, Precinct 2	-	-	-	-	-	-	-	-	-	-
City of Marquette, Precinct 1	-	-	-	-	-	-	-	-	-	-
City of Marquette, Precinct 2	-	-	-	-	-	-	-	-	-	-
City of Marquette, Precinct 3	-	-	-	-	-	-	-	-	-	-
City of Marquette, Precinct 4	-	-	-	-	-	-	-	-	-	-
City of Marquette, Precinct 5	-	-	-	-	-	-	-	-	-	-
City of Marquette, Precinct 6	-	-	-	-	-	-	-	-	-	-
City of Marquette, Precinct 7	-	-	-	-	-	-	-	-	-	-
City of Negaunee, Precinct 1	-	-	-	-	-	-	-	-	-	-
City of Negaunee, Precinct 2	-	-	-	-	-	-	-	-	-	-
Champion Township, Precinct 1	-	-	-	-	-	-	-	-	-	-
Chocolay Charter Township, Precinct 1	-	-	-	-	-	-	-	-	-	-
Chocolay Charter Township, Precinct 2	-	-	-	-	-	-	-	-	-	-
Ely Township, Precinct 1	-	-	-	-	-	-	-	-	-	-
Ewing Township, Precinct 1	-	-	-	-	-	-	-	-	-	-
Forsyth Township, Precinct 1	2422	372	416	6	-	-	-	-	-	-
Forsyth Township, Precinct 2	788	101	107	1	-	-	-	-	-	-
Forsyth Township, Precinct 3	1406	49	45	2	-	-	-	-	-	-
Humboldt Township, Precinct 1	-	-	-	-	342	45	2	342	49	0
Ishpeming Township, Precinct 1	-	-	-	-	-	-	-	-	-	-
Ishpeming Township, Precinct 2	-	-	-	-	-	-	-	-	-	-
Marquette Charter Township, Precinct 1	-	-	-	-	-	-	-	-	-	-
Marquette Charter Township, Precinct 2	-	-	-	-	-	-	-	-	-	-
Michigamme Township, Precinct 1	-	-	-	-	-	-	-	-	-	-
Negaunee Township, Precinct 1	-	-	-	-	-	-	-	-	-	-
Powell Township, Precinct 1	-	-	-	-	-	-	-	-	-	-
Powell Township, Precinct 2	-	-	-	-	-	-	-	-	-	-
Republic Township, Precinct 1	-	-	-	-	-	-	-	-	-	-
Richmond Township, Precinct 1	-	-	-	-	-	-	-	-	-	-
Sands Township, Precinct 1	-	-	-	-	-	-	-	-	-	-
Skandia Township, Precinct 1	-	-	-	-	-	-	-	-	-	-
Tilden Township, Precinct 1	-	-	-	-	-	-	-	-	-	-
Turin Township, Precinct 1	-	-	-	-	-	-	-	-	-	-
Wells Township, Precinct 1	-	-	-	-	-	-	-	-	-	-
West Branch Township, Precinct 1	-	-	-	-	-	-	-	-	-	-
Total	4616	522	568	9	342	45	2	342	49	0

Statement of Votes Cast
Marquette County, MI
2016 General Primary

Date:08/04/16
Time:15:07:05
Page:46 of 83

SOVC For Jurisdiction Wide, All Counters, All Races

	DEM Humboldt Treas			DEM Humboldt Trustee					DEM Ishpeming Supv		
	Reg. Voters	Debbie Wiljanen (DEM)	Write-In Votes	Reg. Voters	Robert Brandt (DEM)	Ken Irwin (DEM)	Jeff Ogea (DEM)	Write-In Votes	Reg. Voters	James B. Nankervis (DEM)	Write-In Votes
Jurisdiction Wide											
City of Ishpeming, Precinct 1
City of Ishpeming, Precinct 2
City of Marquette, Precinct 1
City of Marquette, Precinct 2
City of Marquette, Precinct 3
City of Marquette, Precinct 4
City of Marquette, Precinct 5
City of Marquette, Precinct 6
City of Marquette, Precinct 7
City of Negaunee, Precinct 1
City of Negaunee, Precinct 2
Champion Township, Precinct 1
Chocolay Charter Township, Precinct 1
Chocolay Charter Township, Precinct 2
Ely Township, Precinct 1
Ewing Township, Precinct 1
Forsyth Township, Precinct 1
Forsyth Township, Precinct 2
Forsyth Township, Precinct 3
Humboldt Township, Precinct 1	342	65	0	342	28	33	47	0	.	.	.
Ishpeming Township, Precinct 1	1350	179	0
Ishpeming Township, Precinct 2	1370	216	3
Marquette Charter Township, Precinct 1
Marquette Charter Township, Precinct 2
Michigamme Township, Precinct 1
Negaunee Township, Precinct 1
Powell Township, Precinct 1
Powell Township, Precinct 2
Republic Township, Precinct 1
Richmond Township, Precinct 1
Sands Township, Precinct 1
Skandia Township, Precinct 1
Tikden Township, Precinct 1
Turin Township, Precinct 1
Wells Township, Precinct 1
West Branch Township, Precinct 1
Total	342	65	0	342	28	33	47	0	2720	395	3

Statement of Votes Cast
Marquette County, MI
2016 General Primary

Date:08/04/16
Time:15:07:05
Page:47 of 83

SOVC For Jurisdiction Wide, All Counters, All Races

	DEM Ishpeming Clerk			DEM Ishpeming Treas			DEM Ishpeming Trustee			
	Reg. Voters	Cory Beth Grigg (DEM)	Write-In Votes	Reg. Voters	Kristin Thornton (DEM)	Write-In Votes	Reg. Voters	Charles Johnson (DEM)	Curtis Stoholm (DEM)	Write-In Votes
Jurisdiction Wide										
City of Ishpeming, Precinct 1	-	-	-	-	-	-	-	-	-	-
City of Ishpeming, Precinct 2	-	-	-	-	-	-	-	-	-	-
City of Marquette, Precinct 1	-	-	-	-	-	-	-	-	-	-
City of Marquette, Precinct 2	-	-	-	-	-	-	-	-	-	-
City of Marquette, Precinct 3	-	-	-	-	-	-	-	-	-	-
City of Marquette, Precinct 4	-	-	-	-	-	-	-	-	-	-
City of Marquette, Precinct 5	-	-	-	-	-	-	-	-	-	-
City of Marquette, Precinct 6	-	-	-	-	-	-	-	-	-	-
City of Marquette, Precinct 7	-	-	-	-	-	-	-	-	-	-
City of Negaunee, Precinct 1	-	-	-	-	-	-	-	-	-	-
City of Negaunee, Precinct 2	-	-	-	-	-	-	-	-	-	-
Champion Township, Precinct 1	-	-	-	-	-	-	-	-	-	-
Chocolay Charter Township, Precinct 1	-	-	-	-	-	-	-	-	-	-
Chocolay Charter Township, Precinct 2	-	-	-	-	-	-	-	-	-	-
Ely Township, Precinct 1	-	-	-	-	-	-	-	-	-	-
Ewing Township, Precinct 1	-	-	-	-	-	-	-	-	-	-
Forsyth Township, Precinct 1	-	-	-	-	-	-	-	-	-	-
Forsyth Township, Precinct 2	-	-	-	-	-	-	-	-	-	-
Forsyth Township, Precinct 3	-	-	-	-	-	-	-	-	-	-
Humboldt Township, Precinct 1	-	-	-	-	-	-	-	-	-	-
Ishpeming Township, Precinct 1	1350	186	0	1350	181	0	1350	140	129	0
Ishpeming Township, Precinct 2	1370	226	0	1370	218	0	1370	183	172	0
Marquette Charter Township, Precinct 1	-	-	-	-	-	-	-	-	-	-
Marquette Charter Township, Precinct 2	-	-	-	-	-	-	-	-	-	-
Michigamme Township, Precinct 1	-	-	-	-	-	-	-	-	-	-
Negaunee Township, Precinct 1	-	-	-	-	-	-	-	-	-	-
Powell Township, Precinct 1	-	-	-	-	-	-	-	-	-	-
Powell Township, Precinct 2	-	-	-	-	-	-	-	-	-	-
Republic Township, Precinct 1	-	-	-	-	-	-	-	-	-	-
Richmond Township, Precinct 1	-	-	-	-	-	-	-	-	-	-
Sands Township, Precinct 1	-	-	-	-	-	-	-	-	-	-
Skandia Township, Precinct 1	-	-	-	-	-	-	-	-	-	-
Tilden Township, Precinct 1	-	-	-	-	-	-	-	-	-	-
Turin Township, Precinct 1	-	-	-	-	-	-	-	-	-	-
Wells Township, Precinct 1	-	-	-	-	-	-	-	-	-	-
West Branch Township, Precinct 1	-	-	-	-	-	-	-	-	-	-
Total	2720	412	0	2720	399	0	2720	323	301	0

Statement of Votes Cast
Marquette County, MI
2016 General Primary

Date:08/04/16
Time:15:07:05
Page:48 of 83

SOVC For Jurisdiction Wide, All Counters, All Races

	DEM Marquette Supv			DEM Marquette Clerk			DEM Marquette Treas		
	Reg. Voters	Lyn J. Durant (DEM)	Write-In Votes	Reg. Voters	Randy Ritari (DEM)	Write-In Votes	Reg. Voters	Ernest Johnson (DEM)	Write-In Votes
Jurisdiction Wide									
City of Ishpeming, Precinct 1	-	-	-	-	-	-	-	-	-
City of Ishpeming, Precinct 2	-	-	-	-	-	-	-	-	-
City of Marquette, Precinct 1	-	-	-	-	-	-	-	-	-
City of Marquette, Precinct 2	-	-	-	-	-	-	-	-	-
City of Marquette, Precinct 3	-	-	-	-	-	-	-	-	-
City of Marquette, Precinct 4	-	-	-	-	-	-	-	-	-
City of Marquette, Precinct 5	-	-	-	-	-	-	-	-	-
City of Marquette, Precinct 6	-	-	-	-	-	-	-	-	-
City of Marquette, Precinct 7	-	-	-	-	-	-	-	-	-
City of Negaunee, Precinct 1	-	-	-	-	-	-	-	-	-
City of Negaunee, Precinct 2	-	-	-	-	-	-	-	-	-
Champion Township, Precinct 1	-	-	-	-	-	-	-	-	-
Chocolay Charter Township, Precinct 1	-	-	-	-	-	-	-	-	-
Chocolay Charter Township, Precinct 2	-	-	-	-	-	-	-	-	-
Ely Township, Precinct 1	-	-	-	-	-	-	-	-	-
Ewing Township, Precinct 1	-	-	-	-	-	-	-	-	-
Forsyth Township, Precinct 1	-	-	-	-	-	-	-	-	-
Forsyth Township, Precinct 2	-	-	-	-	-	-	-	-	-
Forsyth Township, Precinct 3	-	-	-	-	-	-	-	-	-
Humboldt Township, Precinct 1	-	-	-	-	-	-	-	-	-
Ishpeming Township, Precinct 1	-	-	-	-	-	-	-	-	-
Ishpeming Township, Precinct 2	-	-	-	-	-	-	-	-	-
Marquette Charter Township, Precinct 1	2336	329	3	2336	343	2	2336	339	2
Marquette Charter Township, Precinct 2	1086	198	2	1086	198	1	1086	191	2
Michiganme Township, Precinct 1	-	-	-	-	-	-	-	-	-
Negaunee Township, Precinct 1	-	-	-	-	-	-	-	-	-
Powell Township, Precinct 1	-	-	-	-	-	-	-	-	-
Powell Township, Precinct 2	-	-	-	-	-	-	-	-	-
Republic Township, Precinct 1	-	-	-	-	-	-	-	-	-
Richmond Township, Precinct 1	-	-	-	-	-	-	-	-	-
Sands Township, Precinct 1	-	-	-	-	-	-	-	-	-
Skandia Township, Precinct 1	-	-	-	-	-	-	-	-	-
Tilden Township, Precinct 1	-	-	-	-	-	-	-	-	-
Turin Township, Precinct 1	-	-	-	-	-	-	-	-	-
Wells Township, Precinct 1	-	-	-	-	-	-	-	-	-
West Branch Township, Precinct 1	-	-	-	-	-	-	-	-	-
Total	3422	527	5	3422	541	3	3422	530	4

Statement of Votes Cast
Marquette County, MI
2016 General Primary

Date:08/04/16
Time:15:07:05
Page:49 of 83

SOVC For Jurisdiction Wide, All Counters, All Races

	DEM Marquette Trustee			DEM Michigamme Supv			DEM Michigamme Clerk		DEM Michigamme Treas	
	Reg. Voters	John F. Markes (DEM)	Write-In Votes	Reg. Voters	William Seppanen (DEM)	Write-In Votes	Reg. Voters	Write-In Votes	Reg. Voters	Write-In Votes
Jurisdiction Wide										
City of Ishpeming, Precinct 1	-	-	-	-	-	-	-	-	-	-
City of Ishpeming, Precinct 2	-	-	-	-	-	-	-	-	-	-
City of Marquette, Precinct 1	-	-	-	-	-	-	-	-	-	-
City of Marquette, Precinct 2	-	-	-	-	-	-	-	-	-	-
City of Marquette, Precinct 3	-	-	-	-	-	-	-	-	-	-
City of Marquette, Precinct 4	-	-	-	-	-	-	-	-	-	-
City of Marquette, Precinct 5	-	-	-	-	-	-	-	-	-	-
City of Marquette, Precinct 6	-	-	-	-	-	-	-	-	-	-
City of Marquette, Precinct 7	-	-	-	-	-	-	-	-	-	-
City of Negaunee, Precinct 1	-	-	-	-	-	-	-	-	-	-
City of Negaunee, Precinct 2	-	-	-	-	-	-	-	-	-	-
Champion Township, Precinct 1	-	-	-	-	-	-	-	-	-	-
Chocolay Charter Township, Precinct 1	-	-	-	-	-	-	-	-	-	-
Chocolay Charter Township, Precinct 2	-	-	-	-	-	-	-	-	-	-
Ely Township, Precinct 1	-	-	-	-	-	-	-	-	-	-
Ewing Township, Precinct 1	-	-	-	-	-	-	-	-	-	-
Forsyth Township, Precinct 1	-	-	-	-	-	-	-	-	-	-
Forsyth Township, Precinct 2	-	-	-	-	-	-	-	-	-	-
Forsyth Township, Precinct 3	-	-	-	-	-	-	-	-	-	-
Humboldt Township, Precinct 1	-	-	-	-	-	-	-	-	-	-
Ishpeming Township, Precinct 1	-	-	-	-	-	-	-	-	-	-
Ishpeming Township, Precinct 2	-	-	-	-	-	-	-	-	-	-
Marquette Charter Township, Precinct 1	2336	308	6	-	-	-	-	-	-	-
Marquette Charter Township, Precinct 2	1086	183	0	-	-	-	-	-	-	-
Michigamme Township, Precinct 1	-	-	-	293	63	3	293	3	293	3
Negaunee Township, Precinct 1	-	-	-	-	-	-	-	-	-	-
Powell Township, Precinct 1	-	-	-	-	-	-	-	-	-	-
Powell Township, Precinct 2	-	-	-	-	-	-	-	-	-	-
Republic Township, Precinct 1	-	-	-	-	-	-	-	-	-	-
Richmond Township, Precinct 1	-	-	-	-	-	-	-	-	-	-
Sands Township, Precinct 1	-	-	-	-	-	-	-	-	-	-
Skandia Township, Precinct 1	-	-	-	-	-	-	-	-	-	-
Tilden Township, Precinct 1	-	-	-	-	-	-	-	-	-	-
Turin Township, Precinct 1	-	-	-	-	-	-	-	-	-	-
Wells Township, Precinct 1	-	-	-	-	-	-	-	-	-	-
West Branch Township, Precinct 1	-	-	-	-	-	-	-	-	-	-
Total	3422	491	6	293	63	3	293	3	293	3

Statement of Votes Cast
Marquette County, MI
2016 General Primary

Date:08/04/16
Time:15:07:05
Page:50 of 83

SOVC For Jurisdiction Wide, All Counters, All Races

	DEM Michigamme Trustee			DEM Negaunee Supv			DEM Negaunee Clerk		
	Reg. Voters	Dawn L. Perry (DEM)	Write-In Votes	Reg. Voters	William Carlson (DEM)	Write-In Votes	Reg. Voters	Rachel R. Serlich (DEM)	Write-In Votes
Jurisdiction Wide									
City of Ishpeming, Precinct 1	-	-	-	-	-	-	-	-	-
City of Ishpeming, Precinct 2	-	-	-	-	-	-	-	-	-
City of Marquette, Precinct 1	-	-	-	-	-	-	-	-	-
City of Marquette, Precinct 2	-	-	-	-	-	-	-	-	-
City of Marquette, Precinct 3	-	-	-	-	-	-	-	-	-
City of Marquette, Precinct 4	-	-	-	-	-	-	-	-	-
City of Marquette, Precinct 5	-	-	-	-	-	-	-	-	-
City of Marquette, Precinct 6	-	-	-	-	-	-	-	-	-
City of Marquette, Precinct 7	-	-	-	-	-	-	-	-	-
City of Negaunee, Precinct 1	-	-	-	-	-	-	-	-	-
City of Negaunee, Precinct 2	-	-	-	-	-	-	-	-	-
Champion Township, Precinct 1	-	-	-	-	-	-	-	-	-
Chocolay Charter Township, Precinct 1	-	-	-	-	-	-	-	-	-
Chocolay Charter Township, Precinct 2	-	-	-	-	-	-	-	-	-
Ely Township, Precinct 1	-	-	-	-	-	-	-	-	-
Ewing Township, Precinct 1	-	-	-	-	-	-	-	-	-
Forsyth Township, Precinct 1	-	-	-	-	-	-	-	-	-
Forsyth Township, Precinct 2	-	-	-	-	-	-	-	-	-
Forsyth Township, Precinct 3	-	-	-	-	-	-	-	-	-
Humboldt Township, Precinct 1	-	-	-	-	-	-	-	-	-
Ishpeming Township, Precinct 1	-	-	-	-	-	-	-	-	-
Ishpeming Township, Precinct 2	-	-	-	-	-	-	-	-	-
Marquette Charter Township, Precinct 1	-	-	-	-	-	-	-	-	-
Marquette Charter Township, Precinct 2	-	-	-	-	-	-	-	-	-
Michigamme Township, Precinct 1	293	64	4	2499	420	3	2499	430	1
Negaunee Township, Precinct 1	-	-	-	-	-	-	-	-	-
Powell Township, Precinct 1	-	-	-	-	-	-	-	-	-
Powell Township, Precinct 2	-	-	-	-	-	-	-	-	-
Republic Township, Precinct 1	-	-	-	-	-	-	-	-	-
Richmond Township, Precinct 1	-	-	-	-	-	-	-	-	-
Sands Township, Precinct 1	-	-	-	-	-	-	-	-	-
Skandia Township, Precinct 1	-	-	-	-	-	-	-	-	-
Tilden Township, Precinct 1	-	-	-	-	-	-	-	-	-
Turin Township, Precinct 1	-	-	-	-	-	-	-	-	-
Wells Township, Precinct 1	-	-	-	-	-	-	-	-	-
West Branch Township, Precinct 1	-	-	-	-	-	-	-	-	-
Total	293	64	4	2499	420	3	2499	430	1

Statement of Votes Cast
Marquette County, MI
2016 General Primary

Date:08/04/16
Time:15:07:05
Page:51 of 83

SOVC For Jurisdiction Wide, All Counters, All Races

	DEM Nagaunee Treas				DEM Nagaunee Comm Brd					
	Reg. Voters	Kathleen Carlson (DEM)	John D. Ennett (DEM)	Write-In Votes	Reg. Voters	Steve Ayotte (DEM)	Patti J. LaFond (DEM)	Kylie D. Muladore (DEM)	Jill Stagliano (DEM)	Write-In Votes
Jurisdiction Wide										
City of Ishpeming, Precinct 1	-	-	-	-	-	-	-	-	-	-
City of Ishpeming, Precinct 2	-	-	-	-	-	-	-	-	-	-
City of Marquette, Precinct 1	-	-	-	-	-	-	-	-	-	-
City of Marquette, Precinct 2	-	-	-	-	-	-	-	-	-	-
City of Marquette, Precinct 3	-	-	-	-	-	-	-	-	-	-
City of Marquette, Precinct 4	-	-	-	-	-	-	-	-	-	-
City of Marquette, Precinct 5	-	-	-	-	-	-	-	-	-	-
City of Marquette, Precinct 6	-	-	-	-	-	-	-	-	-	-
City of Marquette, Precinct 7	-	-	-	-	-	-	-	-	-	-
City of Negaunee, Precinct 1	-	-	-	-	-	-	-	-	-	-
City of Negaunee, Precinct 2	-	-	-	-	-	-	-	-	-	-
Champion Township, Precinct 1	-	-	-	-	-	-	-	-	-	-
Chocolay Charter Township, Precinct 1	-	-	-	-	-	-	-	-	-	-
Chocolay Charter Township, Precinct 2	-	-	-	-	-	-	-	-	-	-
Ely Township, Precinct 1	-	-	-	-	-	-	-	-	-	-
Ewing Township, Precinct 1	-	-	-	-	-	-	-	-	-	-
Forsyth Township, Precinct 1	-	-	-	-	-	-	-	-	-	-
Forsyth Township, Precinct 2	-	-	-	-	-	-	-	-	-	-
Forsyth Township, Precinct 3	-	-	-	-	-	-	-	-	-	-
Humboldt Township, Precinct 1	-	-	-	-	-	-	-	-	-	-
Ishpeming Township, Precinct 1	-	-	-	-	-	-	-	-	-	-
Ishpeming Township, Precinct 2	-	-	-	-	-	-	-	-	-	-
Marquette Charter Township, Precinct 1	-	-	-	-	-	-	-	-	-	-
Marquette Charter Township, Precinct 2	-	-	-	-	-	-	-	-	-	-
Michigamme Township, Precinct 1	-	-	-	-	-	-	-	-	-	-
Negaunee Township, Precinct 1	2499	329	144	0	2499	345	367	314	356	0
Powell Township, Precinct 1	-	-	-	-	-	-	-	-	-	-
Powell Township, Precinct 2	-	-	-	-	-	-	-	-	-	-
Republic Township, Precinct 1	-	-	-	-	-	-	-	-	-	-
Richmond Township, Precinct 1	-	-	-	-	-	-	-	-	-	-
Sands Township, Precinct 1	-	-	-	-	-	-	-	-	-	-
Skandia Township, Precinct 1	-	-	-	-	-	-	-	-	-	-
Tilden Township, Precinct 1	-	-	-	-	-	-	-	-	-	-
Turin Township, Precinct 1	-	-	-	-	-	-	-	-	-	-
Wells Township, Precinct 1	-	-	-	-	-	-	-	-	-	-
West Branch Township, Precinct 1	-	-	-	-	-	-	-	-	-	-
Total	2499	329	144	0	2499	345	367	314	356	0

Statement of Votes Cast
Marquette County, MI
2016 General Primary

Date:08/04/16
Time:15:07:05
Page:52 of 83

SOVC For Jurisdiction Wide, All Counters, All Races

	DEM Negaunee Trustee				Write-In Votes	DEM Powell Supv			Write-In Votes	DEM Powell Clerk			Write-In Votes
	Reg. Voters	Thyra W. Karlstrom (DEM)	Patrick L. Moyle (DEM)	Gary Womner (DEM)		Reg. Voters	Darlene Turner (DEM)	Write-In Votes		Reg. Voters	Linda H. Gamble (DEM)	Write-In Votes	
Jurisdiction Wide													
City of Ishpeming, Precinct 1	-	-	-	-	-	-	-	-	-	-	-	-	-
City of Ishpeming, Precinct 2	-	-	-	-	-	-	-	-	-	-	-	-	-
City of Marquette, Precinct 1	-	-	-	-	-	-	-	-	-	-	-	-	-
City of Marquette, Precinct 2	-	-	-	-	-	-	-	-	-	-	-	-	-
City of Marquette, Precinct 3	-	-	-	-	-	-	-	-	-	-	-	-	-
City of Marquette, Precinct 4	-	-	-	-	-	-	-	-	-	-	-	-	-
City of Marquette, Precinct 5	-	-	-	-	-	-	-	-	-	-	-	-	-
City of Marquette, Precinct 6	-	-	-	-	-	-	-	-	-	-	-	-	-
City of Marquette, Precinct 7	-	-	-	-	-	-	-	-	-	-	-	-	-
City of Negaunee, Precinct 1	-	-	-	-	-	-	-	-	-	-	-	-	-
City of Negaunee, Precinct 2	-	-	-	-	-	-	-	-	-	-	-	-	-
Champion Township, Precinct 1	-	-	-	-	-	-	-	-	-	-	-	-	-
Chocolay Charter Township, Precinct 1	-	-	-	-	-	-	-	-	-	-	-	-	-
Chocolay Charter Township, Precinct 2	-	-	-	-	-	-	-	-	-	-	-	-	-
Ely Township, Precinct 1	-	-	-	-	-	-	-	-	-	-	-	-	-
Ewing Township, Precinct 1	-	-	-	-	-	-	-	-	-	-	-	-	-
Forsyth Township, Precinct 1	-	-	-	-	-	-	-	-	-	-	-	-	-
Forsyth Township, Precinct 2	-	-	-	-	-	-	-	-	-	-	-	-	-
Forsyth Township, Precinct 3	-	-	-	-	-	-	-	-	-	-	-	-	-
Humboldt Township, Precinct 1	-	-	-	-	-	-	-	-	-	-	-	-	-
Ishpeming Township, Precinct 1	-	-	-	-	-	-	-	-	-	-	-	-	-
Ishpeming Township, Precinct 2	-	-	-	-	-	-	-	-	-	-	-	-	-
Marquette Charter Township, Precinct 1	-	-	-	-	-	-	-	-	-	-	-	-	-
Marquette Charter Township, Precinct 2	-	-	-	-	-	-	-	-	-	-	-	-	-
Michiganme Township, Precinct 1	-	-	-	-	-	-	-	-	-	-	-	-	-
Negaunee Township, Precinct 1	2499	156	319	319	0	505	101	0	505	95	1	0	1
Powell Township, Precinct 1	-	-	-	-	-	205	22	0	205	21	0	0	0
Powell Township, Precinct 2	-	-	-	-	-	-	-	-	-	-	-	-	-
Republic Township, Precinct 1	-	-	-	-	-	-	-	-	-	-	-	-	-
Richmond Township, Precinct 1	-	-	-	-	-	-	-	-	-	-	-	-	-
Sands Township, Precinct 1	-	-	-	-	-	-	-	-	-	-	-	-	-
Skandia Township, Precinct 1	-	-	-	-	-	-	-	-	-	-	-	-	-
Tikden Township, Precinct 1	-	-	-	-	-	-	-	-	-	-	-	-	-
Turin Township, Precinct 1	-	-	-	-	-	-	-	-	-	-	-	-	-
Wells Township, Precinct 1	-	-	-	-	-	-	-	-	-	-	-	-	-
West Branch Township, Precinct 1	-	-	-	-	-	-	-	-	-	-	-	-	-
Total	2499	156	319	319	0	710	123	0	710	116	1	0	1

Statement of Votes Cast
Marquette County, MI
2016 General Primary

Date:08/04/16
Time:15:07:05
Page:53 of 83

SOVC For Jurisdiction Wide, All Counters, All Races

	DEM Powell Treas			DEM Powell Trustee		DEM Republic Supv				
	Reg. Voters	Arlene L. Erickson (DEM)	Write-In Votes	Reg. Voters	Write-In Votes	Reg. Voters	Gary Johnson (DEM)	Michael Todd (DEM)	John C. Ulrich (DEM)	Write-In Votes
Jurisdiction Wide										
City of Ishpeming, Precinct 1	-	-	-	-	-	-	-	-	-	-
City of Ishpeming, Precinct 2	-	-	-	-	-	-	-	-	-	-
City of Marquette, Precinct 1	-	-	-	-	-	-	-	-	-	-
City of Marquette, Precinct 2	-	-	-	-	-	-	-	-	-	-
City of Marquette, Precinct 3	-	-	-	-	-	-	-	-	-	-
City of Marquette, Precinct 4	-	-	-	-	-	-	-	-	-	-
City of Marquette, Precinct 5	-	-	-	-	-	-	-	-	-	-
City of Marquette, Precinct 6	-	-	-	-	-	-	-	-	-	-
City of Marquette, Precinct 7	-	-	-	-	-	-	-	-	-	-
City of Negaunee, Precinct 1	-	-	-	-	-	-	-	-	-	-
City of Negaunee, Precinct 2	-	-	-	-	-	-	-	-	-	-
Champion Township, Precinct 1	-	-	-	-	-	-	-	-	-	-
Chocolay Charter Township, Precinct 1	-	-	-	-	-	-	-	-	-	-
Chocolay Charter Township, Precinct 2	-	-	-	-	-	-	-	-	-	-
Ely Township, Precinct 1	-	-	-	-	-	-	-	-	-	-
Ewing Township, Precinct 1	-	-	-	-	-	-	-	-	-	-
Forsyth Township, Precinct 1	-	-	-	-	-	-	-	-	-	-
Forsyth Township, Precinct 2	-	-	-	-	-	-	-	-	-	-
Forsyth Township, Precinct 3	-	-	-	-	-	-	-	-	-	-
Humboldt Township, Precinct 1	-	-	-	-	-	-	-	-	-	-
Ishpeming Township, Precinct 1	-	-	-	-	-	-	-	-	-	-
Ishpeming Township, Precinct 2	-	-	-	-	-	-	-	-	-	-
Marquette Charter Township, Precinct 1	-	-	-	-	-	-	-	-	-	-
Marquette Charter Township, Precinct 2	-	-	-	-	-	-	-	-	-	-
Michigamme Township, Precinct 1	-	-	-	-	-	-	-	-	-	-
Negaunee Township, Precinct 1	-	-	-	-	-	-	-	-	-	-
Powell Township, Precinct 1	505	91	1	505	4	-	-	-	-	-
Powell Township, Precinct 2	205	20	1	205	0	-	-	-	-	-
Republic Township, Precinct 1	-	-	-	-	-	873	118	86	181	0
Richmond Township, Precinct 1	-	-	-	-	-	-	-	-	-	-
Sands Township, Precinct 1	-	-	-	-	-	-	-	-	-	-
Skandia Township, Precinct 1	-	-	-	-	-	-	-	-	-	-
Tilden Township, Precinct 1	-	-	-	-	-	-	-	-	-	-
Turin Township, Precinct 1	-	-	-	-	-	-	-	-	-	-
Wells Township, Precinct 1	-	-	-	-	-	-	-	-	-	-
West Branch Township, Precinct 1	-	-	-	-	-	-	-	-	-	-
Total	710	111	2	710	4	873	118	86	181	0

Statement of Votes Cast
Marquette County, MI
2016 General Primary

Date:08/04/16
Time:15:07:05
Page:54 of 83

SOVC For Jurisdiction Wide, All Counters, All Races

	DEM Republic Clerk				DEM Republic Treas			
	Reg. Voters	Marilyn Brancheau (DEM)	Laura S. Maze (DEM)	Write-In Votes	Reg. Voters	Kristina Koski (DEM)	Faye Ann Matila (DEM)	Write-In Votes
Jurisdiction Wide								
City of Ishpeming, Precinct 1	-	-	-	-	-	-	-	-
City of Ishpeming, Precinct 2	-	-	-	-	-	-	-	-
City of Marquette, Precinct 1	-	-	-	-	-	-	-	-
City of Marquette, Precinct 2	-	-	-	-	-	-	-	-
City of Marquette, Precinct 3	-	-	-	-	-	-	-	-
City of Marquette, Precinct 4	-	-	-	-	-	-	-	-
City of Marquette, Precinct 5	-	-	-	-	-	-	-	-
City of Marquette, Precinct 6	-	-	-	-	-	-	-	-
City of Marquette, Precinct 7	-	-	-	-	-	-	-	-
City of Negaunee, Precinct 1	-	-	-	-	-	-	-	-
City of Negaunee, Precinct 2	-	-	-	-	-	-	-	-
Champion Township, Precinct 1	-	-	-	-	-	-	-	-
Chocolay Charter Township, Precinct 1	-	-	-	-	-	-	-	-
Chocolay Charter Township, Precinct 2	-	-	-	-	-	-	-	-
Ely Township, Precinct 1	-	-	-	-	-	-	-	-
Ewing Township, Precinct 1	-	-	-	-	-	-	-	-
Forsyth Township, Precinct 1	-	-	-	-	-	-	-	-
Forsyth Township, Precinct 2	-	-	-	-	-	-	-	-
Forsyth Township, Precinct 3	-	-	-	-	-	-	-	-
Humboldt Township, Precinct 1	-	-	-	-	-	-	-	-
Ishpeming Township, Precinct 1	-	-	-	-	-	-	-	-
Ishpeming Township, Precinct 2	-	-	-	-	-	-	-	-
Marquette Charter Township, Precinct 1	-	-	-	-	-	-	-	-
Marquette Charter Township, Precinct 2	-	-	-	-	-	-	-	-
Michigamme Township, Precinct 1	-	-	-	-	-	-	-	-
Negaunee Township, Precinct 1	-	-	-	-	-	-	-	-
Powell Township, Precinct 1	-	-	-	-	-	-	-	-
Powell Township, Precinct 2	-	-	-	-	-	-	-	-
Republic Township, Precinct 1	873	229	147	0	873	194	189	0
Richmond Township, Precinct 1	-	-	-	-	-	-	-	-
Sands Township, Precinct 1	-	-	-	-	-	-	-	-
Skandia Township, Precinct 1	-	-	-	-	-	-	-	-
Tilden Township, Precinct 1	-	-	-	-	-	-	-	-
Turin Township, Precinct 1	-	-	-	-	-	-	-	-
Wells Township, Precinct 1	-	-	-	-	-	-	-	-
West Branch Township, Precinct 1	-	-	-	-	-	-	-	-
Total	873	229	147	0	873	194	189	0

Statement of Votes Cast
Marquette County, MI
2016 General Primary

Date:08/04/16
Time:15:07:05
Page:55 of 83

SOVC For Jurisdiction Wide, All Counters, All Races

	DEM Republic Trustee					DEM Richmond Supv			DEM Richmond Clerk		
	Reg. Voters	Thomas C. Feldhusen (DEM)	Carol Kellow (DEM)	Tom Stankius (DEM)	Write-In Votes	Reg. Voters	Scott D. Mills (DEM)	Write-In Votes	Reg. Voters	Patricia M. Korpi (DEM)	Write-In Votes
Jurisdiction Wide											
City of Ishpeming, Precinct 1	-	-	-	-	-	-	-	-	-	-	-
City of Ishpeming, Precinct 2	-	-	-	-	-	-	-	-	-	-	-
City of Marquette, Precinct 1	-	-	-	-	-	-	-	-	-	-	-
City of Marquette, Precinct 2	-	-	-	-	-	-	-	-	-	-	-
City of Marquette, Precinct 3	-	-	-	-	-	-	-	-	-	-	-
City of Marquette, Precinct 4	-	-	-	-	-	-	-	-	-	-	-
City of Marquette, Precinct 5	-	-	-	-	-	-	-	-	-	-	-
City of Marquette, Precinct 6	-	-	-	-	-	-	-	-	-	-	-
City of Marquette, Precinct 7	-	-	-	-	-	-	-	-	-	-	-
City of Negaunee, Precinct 1	-	-	-	-	-	-	-	-	-	-	-
City of Negaunee, Precinct 2	-	-	-	-	-	-	-	-	-	-	-
Champion Township, Precinct 1	-	-	-	-	-	-	-	-	-	-	-
Chocolay Charter Township, Precinct 1	-	-	-	-	-	-	-	-	-	-	-
Chocolay Charter Township, Precinct 2	-	-	-	-	-	-	-	-	-	-	-
Ely Township, Precinct 1	-	-	-	-	-	-	-	-	-	-	-
Ewing Township, Precinct 1	-	-	-	-	-	-	-	-	-	-	-
Forsyth Township, Precinct 1	-	-	-	-	-	-	-	-	-	-	-
Forsyth Township, Precinct 2	-	-	-	-	-	-	-	-	-	-	-
Forsyth Township, Precinct 3	-	-	-	-	-	-	-	-	-	-	-
Humboldt Township, Precinct 1	-	-	-	-	-	-	-	-	-	-	-
Ishpeming Township, Precinct 1	-	-	-	-	-	-	-	-	-	-	-
Ishpeming Township, Precinct 2	-	-	-	-	-	-	-	-	-	-	-
Marquette Charter Township, Precinct 1	-	-	-	-	-	-	-	-	-	-	-
Marquette Charter Township, Precinct 2	-	-	-	-	-	-	-	-	-	-	-
Michigamme Township, Precinct 1	-	-	-	-	-	-	-	-	-	-	-
Negaunee Township, Precinct 1	-	-	-	-	-	-	-	-	-	-	-
Powell Township, Precinct 1	-	-	-	-	-	-	-	-	-	-	-
Powell Township, Precinct 2	-	-	-	-	-	-	-	-	-	-	-
Republic Township, Precinct 1	873	220	190	223	1	-	-	-	-	-	-
Richmond Township, Precinct 1	-	-	-	-	-	625	147	1	625	147	1
Sands Township, Precinct 1	-	-	-	-	-	-	-	-	-	-	-
Skandia Township, Precinct 1	-	-	-	-	-	-	-	-	-	-	-
Tilden Township, Precinct 1	-	-	-	-	-	-	-	-	-	-	-
Turin Township, Precinct 1	-	-	-	-	-	-	-	-	-	-	-
Wells Township, Precinct 1	-	-	-	-	-	-	-	-	-	-	-
West Branch Township, Precinct 1	-	-	-	-	-	-	-	-	-	-	-
Total	873	220	190	223	1	625	147	1	625	147	1

Statement of Votes Cast
Marquette County, MI
2016 General Primary

Date:08/04/16
Time:15:07:05
Page:56 of 83

SOVC For Jurisdiction Wide, All Counters, All Races

	DEM Richmond Treas			DEM Richmond Trustee				DEM Sands Supv		
	Reg. Voters	George J. Miljour (DEM)	Write-In Votes	Reg. Voters	Stephanie Gallion (DEM)	James L. Korpi (DEM)		Reg. Voters	Darlene Walch (DEM)	Write-In Votes
Jurisdiction Wide										
City of Ishpeming, Precinct 1	-	-	-	-	-	-	-	-	-	-
City of Ishpeming, Precinct 2	-	-	-	-	-	-	-	-	-	-
City of Marquette, Precinct 1	-	-	-	-	-	-	-	-	-	-
City of Marquette, Precinct 2	-	-	-	-	-	-	-	-	-	-
City of Marquette, Precinct 3	-	-	-	-	-	-	-	-	-	-
City of Marquette, Precinct 4	-	-	-	-	-	-	-	-	-	-
City of Marquette, Precinct 5	-	-	-	-	-	-	-	-	-	-
City of Marquette, Precinct 6	-	-	-	-	-	-	-	-	-	-
City of Marquette, Precinct 7	-	-	-	-	-	-	-	-	-	-
City of Negaunee, Precinct 1	-	-	-	-	-	-	-	-	-	-
City of Negaunee, Precinct 2	-	-	-	-	-	-	-	-	-	-
Champion Township, Precinct 1	-	-	-	-	-	-	-	-	-	-
Chocolay Charter Township, Precinct 1	-	-	-	-	-	-	-	-	-	-
Chocolay Charter Township, Precinct 2	-	-	-	-	-	-	-	-	-	-
Ely Township, Precinct 1	-	-	-	-	-	-	-	-	-	-
Ewing Township, Precinct 1	-	-	-	-	-	-	-	-	-	-
Forsyth Township, Precinct 1	-	-	-	-	-	-	-	-	-	-
Forsyth Township, Precinct 2	-	-	-	-	-	-	-	-	-	-
Forsyth Township, Precinct 3	-	-	-	-	-	-	-	-	-	-
Humboldt Township, Precinct 1	-	-	-	-	-	-	-	-	-	-
Ishpeming Township, Precinct 1	-	-	-	-	-	-	-	-	-	-
Ishpeming Township, Precinct 2	-	-	-	-	-	-	-	-	-	-
Marquette Charter Township, Precinct 1	-	-	-	-	-	-	-	-	-	-
Marquette Charter Township, Precinct 2	-	-	-	-	-	-	-	-	-	-
Michigamme Township, Precinct 1	-	-	-	-	-	-	-	-	-	-
Negaunee Township, Precinct 1	-	-	-	-	-	-	-	-	-	-
Powell Township, Precinct 1	-	-	-	-	-	-	-	-	-	-
Powell Township, Precinct 2	-	-	-	-	-	-	-	-	-	-
Republic Township, Precinct 1	-	-	-	-	-	-	-	-	-	-
Richmond Township, Precinct 1	625	150	0	625	126	116	0	1809	223	0
Sands Township, Precinct 1	-	-	-	-	-	-	-	-	-	-
Skandia Township, Precinct 1	-	-	-	-	-	-	-	-	-	-
Tilden Township, Precinct 1	-	-	-	-	-	-	-	-	-	-
Turin Township, Precinct 1	-	-	-	-	-	-	-	-	-	-
Wells Township, Precinct 1	-	-	-	-	-	-	-	-	-	-
West Branch Township, Precinct 1	-	-	-	-	-	-	-	-	-	-
Total	625	150	0	625	126	116	0	1809	223	0

Statement of Votes Cast
Marquette County, MI
2016 General Primary

Date:08/04/16
Time:15:07:05
Page:57 of 83

SOVC For Jurisdiction Wide, All Counters, All Races

	DEM Sands Clerk			DEM Sands Treas		DEM Sands Trustee			DEM Skandia Supv		
	Reg. Voters	Lee Yelle (DEM)	Write-In Votes	Reg. Voters	Write-In Votes	Reg. Voters	David Kallio (DEM)	Write-In Votes	Reg. Voters	Art Lauren (DEM)	Write-In Votes
Jurisdiction Wide											
City of Ishpeming, Precinct 1	-	-	-	-	-	-	-	-	-	-	-
City of Ishpeming, Precinct 2	-	-	-	-	-	-	-	-	-	-	-
City of Marquette, Precinct 1	-	-	-	-	-	-	-	-	-	-	-
City of Marquette, Precinct 2	-	-	-	-	-	-	-	-	-	-	-
City of Marquette, Precinct 3	-	-	-	-	-	-	-	-	-	-	-
City of Marquette, Precinct 4	-	-	-	-	-	-	-	-	-	-	-
City of Marquette, Precinct 5	-	-	-	-	-	-	-	-	-	-	-
City of Marquette, Precinct 6	-	-	-	-	-	-	-	-	-	-	-
City of Marquette, Precinct 7	-	-	-	-	-	-	-	-	-	-	-
City of Negaunee, Precinct 1	-	-	-	-	-	-	-	-	-	-	-
City of Negaunee, Precinct 2	-	-	-	-	-	-	-	-	-	-	-
Champion Township, Precinct 1	-	-	-	-	-	-	-	-	-	-	-
Chocolay Charter Township, Precinct 1	-	-	-	-	-	-	-	-	-	-	-
Chocolay Charter Township, Precinct 2	-	-	-	-	-	-	-	-	-	-	-
Ely Township, Precinct 1	-	-	-	-	-	-	-	-	-	-	-
Ewing Township, Precinct 1	-	-	-	-	-	-	-	-	-	-	-
Forsyth Township, Precinct 1	-	-	-	-	-	-	-	-	-	-	-
Forsyth Township, Precinct 2	-	-	-	-	-	-	-	-	-	-	-
Forsyth Township, Precinct 3	-	-	-	-	-	-	-	-	-	-	-
Humboldt Township, Precinct 1	-	-	-	-	-	-	-	-	-	-	-
Ishpeming Township, Precinct 1	-	-	-	-	-	-	-	-	-	-	-
Ishpeming Township, Precinct 2	-	-	-	-	-	-	-	-	-	-	-
Marquette Charter Township, Precinct 1	-	-	-	-	-	-	-	-	-	-	-
Marquette Charter Township, Precinct 2	-	-	-	-	-	-	-	-	-	-	-
Michigamme Township, Precinct 1	-	-	-	-	-	-	-	-	-	-	-
Negaunee Township, Precinct 1	-	-	-	-	-	-	-	-	-	-	-
Powell Township, Precinct 1	-	-	-	-	-	-	-	-	-	-	-
Powell Township, Precinct 2	-	-	-	-	-	-	-	-	-	-	-
Republic Township, Precinct 1	-	-	-	-	-	-	-	-	-	-	-
Richmond Township, Precinct 1	-	-	-	-	-	-	-	-	-	-	-
Sands Township, Precinct 1	1809	223	0	1809	8	1809	217	1	664	90	0
Skandia Township, Precinct 1	-	-	-	-	-	-	-	-	-	-	-
Tilden Township, Precinct 1	-	-	-	-	-	-	-	-	-	-	-
Turin Township, Precinct 1	-	-	-	-	-	-	-	-	-	-	-
Wells Township, Precinct 1	-	-	-	-	-	-	-	-	-	-	-
West Branch Township, Precinct 1	-	-	-	-	-	-	-	-	-	-	-
Total	1809	223	0	1809	8	1809	217	1	664	90	0

Statement of Votes Cast
Marquette County, MI
2016 General Primary

Date:08/04/16
Time:15:07:06
Page:58 of 83

SOVC For Jurisdiction Wide, All Counters, All Races

	DEM Skandia Clerk			DEM Skandia Treas			DEM Skandia Trustee		DEM Tilden Supv		
	Reg. Voters	Marilyn Keto (DEM)	Write-In Votes	Reg. Voters	Alice E. Anderson (DEM)	Write-In Votes	Reg. Voters	Write-In Votes	Reg. Voters	Lori K. Kulju (DEM)	Write-In Votes
Jurisdiction Wide											
City of Ishpeming, Precinct 1	-	-	-	-	-	-	-	-	-	-	-
City of Ishpeming, Precinct 2	-	-	-	-	-	-	-	-	-	-	-
City of Marquette, Precinct 1	-	-	-	-	-	-	-	-	-	-	-
City of Marquette, Precinct 2	-	-	-	-	-	-	-	-	-	-	-
City of Marquette, Precinct 3	-	-	-	-	-	-	-	-	-	-	-
City of Marquette, Precinct 4	-	-	-	-	-	-	-	-	-	-	-
City of Marquette, Precinct 5	-	-	-	-	-	-	-	-	-	-	-
City of Marquette, Precinct 6	-	-	-	-	-	-	-	-	-	-	-
City of Marquette, Precinct 7	-	-	-	-	-	-	-	-	-	-	-
City of Negaunee, Precinct 1	-	-	-	-	-	-	-	-	-	-	-
City of Negaunee, Precinct 2	-	-	-	-	-	-	-	-	-	-	-
Champion Township, Precinct 1	-	-	-	-	-	-	-	-	-	-	-
Chocolay Charter Township, Precinct 1	-	-	-	-	-	-	-	-	-	-	-
Chocolay Charter Township, Precinct 2	-	-	-	-	-	-	-	-	-	-	-
Ely Township, Precinct 1	-	-	-	-	-	-	-	-	-	-	-
Ewing Township, Precinct 1	-	-	-	-	-	-	-	-	-	-	-
Forsyth Township, Precinct 1	-	-	-	-	-	-	-	-	-	-	-
Forsyth Township, Precinct 2	-	-	-	-	-	-	-	-	-	-	-
Forsyth Township, Precinct 3	-	-	-	-	-	-	-	-	-	-	-
Humboldt Township, Precinct 1	-	-	-	-	-	-	-	-	-	-	-
Ishpeming Township, Precinct 1	-	-	-	-	-	-	-	-	-	-	-
Ishpeming Township, Precinct 2	-	-	-	-	-	-	-	-	-	-	-
Marquette Charter Township, Precinct 1	-	-	-	-	-	-	-	-	-	-	-
Marquette Charter Township, Precinct 2	-	-	-	-	-	-	-	-	-	-	-
Michigamme Township, Precinct 1	-	-	-	-	-	-	-	-	-	-	-
Negaunee Township, Precinct 1	-	-	-	-	-	-	-	-	-	-	-
Powell Township, Precinct 1	-	-	-	-	-	-	-	-	-	-	-
Powell Township, Precinct 2	-	-	-	-	-	-	-	-	-	-	-
Republic Township, Precinct 1	-	-	-	-	-	-	-	-	-	-	-
Richmond Township, Precinct 1	-	-	-	-	-	-	-	-	-	-	-
Sands Township, Precinct 1	-	-	-	-	-	-	-	-	-	-	-
Skandia Township, Precinct 1	664	89	0	664	82	2	664	3	-	-	-
Tilden Township, Precinct 1	-	-	-	-	-	-	-	-	835	143	2
Turin Township, Precinct 1	-	-	-	-	-	-	-	-	-	-	-
Wells Township, Precinct 1	-	-	-	-	-	-	-	-	-	-	-
West Branch Township, Precinct 1	-	-	-	-	-	-	-	-	-	-	-
Total	664	89	0	664	82	2	664	3	835	143	2

Statement of Votes Cast
Marquette County, MI
2016 General Primary

Date:08/04/16
Time:15:07:06
Page:59 of 83

SOVC For Jurisdiction Wide, All Counters, All Races

	DEM Tilden Clerk		DEM Tilden Treas		DEM Tilden Trustee				DEM Turin Supv		
	Reg. Voters	Write-In Votes	Reg. Voters	Write-In Votes	Reg. Voters	Paul Altobello (DEM)	Terry B. Lawer (DEM)	Write-In Votes	Reg. Voters	Carl J. Brungraber (DEM)	Write-In Votes
Jurisdiction Wide											
City of Ishpeming, Precinct 1	-	-	-	-	-	-	-	-	-	-	-
City of Ishpeming, Precinct 2	-	-	-	-	-	-	-	-	-	-	-
City of Marquette, Precinct 1	-	-	-	-	-	-	-	-	-	-	-
City of Marquette, Precinct 2	-	-	-	-	-	-	-	-	-	-	-
City of Marquette, Precinct 3	-	-	-	-	-	-	-	-	-	-	-
City of Marquette, Precinct 4	-	-	-	-	-	-	-	-	-	-	-
City of Marquette, Precinct 5	-	-	-	-	-	-	-	-	-	-	-
City of Marquette, Precinct 6	-	-	-	-	-	-	-	-	-	-	-
City of Marquette, Precinct 7	-	-	-	-	-	-	-	-	-	-	-
City of Negaunee, Precinct 1	-	-	-	-	-	-	-	-	-	-	-
City of Negaunee, Precinct 2	-	-	-	-	-	-	-	-	-	-	-
Champion Township, Precinct 1	-	-	-	-	-	-	-	-	-	-	-
Chocolay Charter Township, Precinct 1	-	-	-	-	-	-	-	-	-	-	-
Chocolay Charter Township, Precinct 2	-	-	-	-	-	-	-	-	-	-	-
Ely Township, Precinct 1	-	-	-	-	-	-	-	-	-	-	-
Ewing Township, Precinct 1	-	-	-	-	-	-	-	-	-	-	-
Forsyth Township, Precinct 1	-	-	-	-	-	-	-	-	-	-	-
Forsyth Township, Precinct 2	-	-	-	-	-	-	-	-	-	-	-
Forsyth Township, Precinct 3	-	-	-	-	-	-	-	-	-	-	-
Humboldt Township, Precinct 1	-	-	-	-	-	-	-	-	-	-	-
Ishpeming Township, Precinct 1	-	-	-	-	-	-	-	-	-	-	-
Ishpeming Township, Precinct 2	-	-	-	-	-	-	-	-	-	-	-
Marquette Charter Township, Precinct 1	-	-	-	-	-	-	-	-	-	-	-
Marquette Charter Township, Precinct 2	-	-	-	-	-	-	-	-	-	-	-
Michigamme Township, Precinct 1	-	-	-	-	-	-	-	-	-	-	-
Negaunee Township, Precinct 1	-	-	-	-	-	-	-	-	-	-	-
Powell Township, Precinct 1	-	-	-	-	-	-	-	-	-	-	-
Powell Township, Precinct 2	-	-	-	-	-	-	-	-	-	-	-
Republic Township, Precinct 1	-	-	-	-	-	-	-	-	-	-	-
Richmond Township, Precinct 1	-	-	-	-	-	-	-	-	-	-	-
Sands Township, Precinct 1	-	-	-	-	-	-	-	-	-	-	-
Skandia Township, Precinct 1	-	-	-	-	-	-	-	-	-	-	-
Tilden Township, Precinct 1	835	5	835	5	835	119	112	0	98	23	0
Turin Township, Precinct 1	-	-	-	-	-	-	-	-	-	-	-
Wells Township, Precinct 1	-	-	-	-	-	-	-	-	-	-	-
West Branch Township, Precinct 1	-	-	-	-	-	-	-	-	-	-	-
Total	835	5	835	5	835	119	112	0	98	23	0

Statement of Votes Cast
Marquette County, MI
2016 General Primary

Date:08/04/16
Time:15:07:06
Page:60 of 83

SOVC For Jurisdiction Wide, All Counters, All Races

	DEM Turin Clerk			DEM Turin Treas			DEM Turin Trustee		
	Reg. Voters	Gary D. Brunngraber (DEM)	Write-In Votes	Reg. Voters	Diana L. Englund (DEM)	Write-In Votes	Reg. Voters	Betty L. Eggleston (DEM)	Write-In Votes
Jurisdiction Wide									
City of Ishpeming, Precinct 1	-	-	-	-	-	-	-	-	-
City of Ishpeming, Precinct 2	-	-	-	-	-	-	-	-	-
City of Marquette, Precinct 1	-	-	-	-	-	-	-	-	-
City of Marquette, Precinct 2	-	-	-	-	-	-	-	-	-
City of Marquette, Precinct 3	-	-	-	-	-	-	-	-	-
City of Marquette, Precinct 4	-	-	-	-	-	-	-	-	-
City of Marquette, Precinct 5	-	-	-	-	-	-	-	-	-
City of Marquette, Precinct 6	-	-	-	-	-	-	-	-	-
City of Marquette, Precinct 7	-	-	-	-	-	-	-	-	-
City of Negaunee, Precinct 1	-	-	-	-	-	-	-	-	-
City of Negaunee, Precinct 2	-	-	-	-	-	-	-	-	-
Champion Township, Precinct 1	-	-	-	-	-	-	-	-	-
Chocolay Charter Township, Precinct 1	-	-	-	-	-	-	-	-	-
Chocolay Charter Township, Precinct 2	-	-	-	-	-	-	-	-	-
Ely Township, Precinct 1	-	-	-	-	-	-	-	-	-
Ewing Township, Precinct 1	-	-	-	-	-	-	-	-	-
Forsyth Township, Precinct 1	-	-	-	-	-	-	-	-	-
Forsyth Township, Precinct 2	-	-	-	-	-	-	-	-	-
Forsyth Township, Precinct 3	-	-	-	-	-	-	-	-	-
Humboldt Township, Precinct 1	-	-	-	-	-	-	-	-	-
Ishpeming Township, Precinct 1	-	-	-	-	-	-	-	-	-
Ishpeming Township, Precinct 2	-	-	-	-	-	-	-	-	-
Marquette Charter Township, Precinct 1	-	-	-	-	-	-	-	-	-
Marquette Charter Township, Precinct 2	-	-	-	-	-	-	-	-	-
Michigamme Township, Precinct 1	-	-	-	-	-	-	-	-	-
Negaunee Township, Precinct 1	-	-	-	-	-	-	-	-	-
Powell Township, Precinct 1	-	-	-	-	-	-	-	-	-
Powell Township, Precinct 2	-	-	-	-	-	-	-	-	-
Republic Township, Precinct 1	-	-	-	-	-	-	-	-	-
Richmond Township, Precinct 1	-	-	-	-	-	-	-	-	-
Sands Township, Precinct 1	-	-	-	-	-	-	-	-	-
Skandia Township, Precinct 1	-	-	-	-	-	-	-	-	-
Tilden Township, Precinct 1	-	-	-	-	-	-	-	-	-
Turin Township, Precinct 1	98	23	0	98	23	0	98	22	0
Wells Township, Precinct 1	-	-	-	-	-	-	-	-	-
West Branch Township, Precinct 1	-	-	-	-	-	-	-	-	-
Total	98	23	0	98	23	0	98	22	0

Statement of Votes Cast
Marquette County, MI
2016 General Primary

Date:08/04/16
Time:15:07:06
Page:61 of 83

SOVC For Jurisdiction Wide, All Counters, All Races

	DEM Wells Supv			DEM Wells Clerk			DEM Wells Treas		
	Reg. Voters	Robert J. Therrian (DEM)	Write-In Votes	Reg. Voters	Patti Manninen (DEM)	Write-In Votes	Reg. Voters	Sandra Holmes (DEM)	Write-In Votes
Jurisdiction Wide									
City of Ishpeming, Precinct 1	-	-	-	-	-	-	-	-	-
City of Ishpeming, Precinct 2	-	-	-	-	-	-	-	-	-
City of Marquette, Precinct 1	-	-	-	-	-	-	-	-	-
City of Marquette, Precinct 2	-	-	-	-	-	-	-	-	-
City of Marquette, Precinct 3	-	-	-	-	-	-	-	-	-
City of Marquette, Precinct 4	-	-	-	-	-	-	-	-	-
City of Marquette, Precinct 5	-	-	-	-	-	-	-	-	-
City of Marquette, Precinct 6	-	-	-	-	-	-	-	-	-
City of Marquette, Precinct 7	-	-	-	-	-	-	-	-	-
City of Negaunee, Precinct 1	-	-	-	-	-	-	-	-	-
City of Negaunee, Precinct 2	-	-	-	-	-	-	-	-	-
Champion Township, Precinct 1	-	-	-	-	-	-	-	-	-
Chocolay Charter Township, Precinct 1	-	-	-	-	-	-	-	-	-
Chocolay Charter Township, Precinct 2	-	-	-	-	-	-	-	-	-
Ely Township, Precinct 1	-	-	-	-	-	-	-	-	-
Ewing Township, Precinct 1	-	-	-	-	-	-	-	-	-
Forsyth Township, Precinct 1	-	-	-	-	-	-	-	-	-
Forsyth Township, Precinct 2	-	-	-	-	-	-	-	-	-
Forsyth Township, Precinct 3	-	-	-	-	-	-	-	-	-
Humboldt Township, Precinct 1	-	-	-	-	-	-	-	-	-
Ishpeming Township, Precinct 1	-	-	-	-	-	-	-	-	-
Ishpeming Township, Precinct 2	-	-	-	-	-	-	-	-	-
Marquette Charter Township, Precinct 1	-	-	-	-	-	-	-	-	-
Marquette Charter Township, Precinct 2	-	-	-	-	-	-	-	-	-
Michigan Township, Precinct 1	-	-	-	-	-	-	-	-	-
Negaunee Township, Precinct 1	-	-	-	-	-	-	-	-	-
Powell Township, Precinct 1	-	-	-	-	-	-	-	-	-
Powell Township, Precinct 2	-	-	-	-	-	-	-	-	-
Republic Township, Precinct 1	-	-	-	-	-	-	-	-	-
Richmond Township, Precinct 1	-	-	-	-	-	-	-	-	-
Sands Township, Precinct 1	-	-	-	-	-	-	-	-	-
Skandia Township, Precinct 1	-	-	-	-	-	-	-	-	-
Tilden Township, Precinct 1	-	-	-	-	-	-	-	-	-
Turin Township, Precinct 1	-	-	-	-	-	-	-	-	-
Wells Township, Precinct 1	163	45	2	163	46	2	163	34	1
West Branch Township, Precinct 1	-	-	-	-	-	-	-	-	-
Total	163	45	2	163	46	2	163	34	1

Statement of Votes Cast
Marquette County, MI
2016 General Primary

Date:08/04/16
Time:15:07:06
Page:62 of 83

SOVC For Jurisdiction Wide, All Counters, All Races

	DEM Wells Trustee					DEM Wells Constable		DEM W Branch Supv		
	Reg. Voters	Carrie Hansen (DEM)	Marilyn Manninen (DEM)	Steve Mileski (DEM)	Write-In Votes	Reg. Voters	Write-In Votes	Reg. Voters	Jack Heidman (DEM)	Write-In Votes
Jurisdiction Wide										
City of Ishpeming, Precinct 1	-	-	-	-	-	-	-	-	-	-
City of Ishpeming, Precinct 2	-	-	-	-	-	-	-	-	-	-
City of Marquette, Precinct 1	-	-	-	-	-	-	-	-	-	-
City of Marquette, Precinct 2	-	-	-	-	-	-	-	-	-	-
City of Marquette, Precinct 3	-	-	-	-	-	-	-	-	-	-
City of Marquette, Precinct 4	-	-	-	-	-	-	-	-	-	-
City of Marquette, Precinct 5	-	-	-	-	-	-	-	-	-	-
City of Marquette, Precinct 6	-	-	-	-	-	-	-	-	-	-
City of Marquette, Precinct 7	-	-	-	-	-	-	-	-	-	-
City of Negaunee, Precinct 1	-	-	-	-	-	-	-	-	-	-
City of Negaunee, Precinct 2	-	-	-	-	-	-	-	-	-	-
Champion Township, Precinct 1	-	-	-	-	-	-	-	-	-	-
Chocolay Charter Township, Precinct 1	-	-	-	-	-	-	-	-	-	-
Chocolay Charter Township, Precinct 2	-	-	-	-	-	-	-	-	-	-
Ely Township, Precinct 1	-	-	-	-	-	-	-	-	-	-
Ewing Township, Precinct 1	-	-	-	-	-	-	-	-	-	-
Forsyth Township, Precinct 1	-	-	-	-	-	-	-	-	-	-
Forsyth Township, Precinct 2	-	-	-	-	-	-	-	-	-	-
Forsyth Township, Precinct 3	-	-	-	-	-	-	-	-	-	-
Humboldt Township, Precinct 1	-	-	-	-	-	-	-	-	-	-
Ishpeming Township, Precinct 1	-	-	-	-	-	-	-	-	-	-
Ishpeming Township, Precinct 2	-	-	-	-	-	-	-	-	-	-
Marquette Charter Township, Precinct 1	-	-	-	-	-	-	-	-	-	-
Marquette Charter Township, Precinct 2	-	-	-	-	-	-	-	-	-	-
Michigamme Township, Precinct 1	-	-	-	-	-	-	-	-	-	-
Negaunee Township, Precinct 1	-	-	-	-	-	-	-	-	-	-
Powell Township, Precinct 1	-	-	-	-	-	-	-	-	-	-
Powell Township, Precinct 2	-	-	-	-	-	-	-	-	-	-
Republic Township, Precinct 1	-	-	-	-	-	-	-	-	-	-
Richmond Township, Precinct 1	-	-	-	-	-	-	-	-	-	-
Sands Township, Precinct 1	-	-	-	-	-	-	-	-	-	-
Skandia Township, Precinct 1	-	-	-	-	-	-	-	-	-	-
Tilden Township, Precinct 1	-	-	-	-	-	-	-	-	-	-
Turin Township, Precinct 1	-	-	-	-	-	-	-	-	-	-
Wells Township, Precinct 1	163	20	33	41	0	163	3	-	-	-
West Branch Township, Precinct 1	-	-	-	-	-	-	-	1445	127	1
Total	163	20	33	41	0	163	3	1445	127	1

Statement of Votes Cast
Marquette County, MI
2016 General Primary

Date:08/04/16
Time:15:07:06
Page:63 of 83

SOVC For Jurisdiction Wide, All Counters, All Races

	DEM W Branch Clerk			DEM W Branch Treas			DEM W Branch Trustee			DEM Del C Ishpeming 1	
	Reg. Voters	Michelle Christal (DEM)	Write-In Votes	Reg. Voters	Catherine Shaw (DEM)	Write-In Votes	Reg. Voters	Kris Shaw (DEM)	Write-In Votes	Reg. Voters	Write-In Votes
Jurisdiction Wide											
City of Ishpeming, Precinct 1		2295	53
City of Ishpeming, Precinct 2			
City of Marquette, Precinct 1			
City of Marquette, Precinct 2			
City of Marquette, Precinct 3			
City of Marquette, Precinct 4			
City of Marquette, Precinct 5			
City of Marquette, Precinct 6			
City of Marquette, Precinct 7			
City of Negaunee, Precinct 1			
City of Negaunee, Precinct 2			
Champion Township, Precinct 1			
Chocolay Charter Township, Precinct 1			
Chocolay Charter Township, Precinct 2			
Ely Township, Precinct 1			
Ewing Township, Precinct 1			
Forsyth Township, Precinct 1			
Forsyth Township, Precinct 2			
Forsyth Township, Precinct 3			
Humboldt Township, Precinct 1			
Ishpeming Township, Precinct 1			
Ishpeming Township, Precinct 2			
Marquette Charter Township, Precinct 1			
Marquette Charter Township, Precinct 2			
Michigamme Township, Precinct 1			
Negaunee Township, Precinct 1			
Powell Township, Precinct 1			
Powell Township, Precinct 2			
Republic Township, Precinct 1			
Richmond Township, Precinct 1			
Sands Township, Precinct 1			
Skandia Township, Precinct 1			
Tilden Township, Precinct 1			
Turin Township, Precinct 1			
Wells Township, Precinct 1			
West Branch Township, Precinct 1	1445	128	0	1445	124	1	1445	120	2		
Total	1445	128	0	1445	124	1	1445	120	2	2295	53

Statement of Votes Cast
Marquette County, MI
2016 General Primary

Date:08/04/16
Time:15:07:06
Page:64 of 83

SOVC For Jurisdiction Wide, All Counters, All Races

	DEM Del C Ishpeming 2		DEM Del C Marquette 1		DEM Del C Marquette 2			DEM Del C Marquette 3		
	Reg. Voters	Write-In Votes	Reg. Voters	Write-In Votes	Reg. Voters	James A. Matteson (DEM)	Write-In Votes	Reg. Voters	Robert J. Niemi (DEM)	Write-In Votes
Jurisdiction Wide										
City of Ishpeming, Precinct 1	-	-	-	-	-	-	-	-	-	-
City of Ishpeming, Precinct 2	2683	14	-	-	-	-	-	-	-	-
City of Marquette, Precinct 1	-	-	1983	55	-	-	-	-	-	-
City of Marquette, Precinct 2	-	-	-	-	2067	321	10	-	-	-
City of Marquette, Precinct 3	-	-	-	-	-	-	-	1540	349	13
City of Marquette, Precinct 4	-	-	-	-	-	-	-	-	-	-
City of Marquette, Precinct 5	-	-	-	-	-	-	-	-	-	-
City of Marquette, Precinct 6	-	-	-	-	-	-	-	-	-	-
City of Marquette, Precinct 7	-	-	-	-	-	-	-	-	-	-
City of Negaunee, Precinct 1	-	-	-	-	-	-	-	-	-	-
City of Negaunee, Precinct 2	-	-	-	-	-	-	-	-	-	-
Champion Township, Precinct 1	-	-	-	-	-	-	-	-	-	-
Chocolay Charter Township, Precinct 1	-	-	-	-	-	-	-	-	-	-
Chocolay Charter Township, Precinct 2	-	-	-	-	-	-	-	-	-	-
Ely Township, Precinct 1	-	-	-	-	-	-	-	-	-	-
Ewing Township, Precinct 1	-	-	-	-	-	-	-	-	-	-
Forsyth Township, Precinct 1	-	-	-	-	-	-	-	-	-	-
Forsyth Township, Precinct 2	-	-	-	-	-	-	-	-	-	-
Forsyth Township, Precinct 3	-	-	-	-	-	-	-	-	-	-
Humboldt Township, Precinct 1	-	-	-	-	-	-	-	-	-	-
Ishpeming Township, Precinct 1	-	-	-	-	-	-	-	-	-	-
Ishpeming Township, Precinct 2	-	-	-	-	-	-	-	-	-	-
Marquette Charter Township, Precinct 1	-	-	-	-	-	-	-	-	-	-
Marquette Charter Township, Precinct 2	-	-	-	-	-	-	-	-	-	-
Michigamine Township, Precinct 1	-	-	-	-	-	-	-	-	-	-
Negaunee Township, Precinct 1	-	-	-	-	-	-	-	-	-	-
Powell Township, Precinct 1	-	-	-	-	-	-	-	-	-	-
Powell Township, Precinct 2	-	-	-	-	-	-	-	-	-	-
Republic Township, Precinct 1	-	-	-	-	-	-	-	-	-	-
Richmond Township, Precinct 1	-	-	-	-	-	-	-	-	-	-
Sands Township, Precinct 1	-	-	-	-	-	-	-	-	-	-
Skandia Township, Precinct 1	-	-	-	-	-	-	-	-	-	-
Tilden Township, Precinct 1	-	-	-	-	-	-	-	-	-	-
Turin Township, Precinct 1	-	-	-	-	-	-	-	-	-	-
Wells Township, Precinct 1	-	-	-	-	-	-	-	-	-	-
West Branch Township, Precinct 1	-	-	-	-	-	-	-	-	-	-
Total	2683	14	1983	55	2067	321	10	1540	349	13

Statement of Votes Cast
Marquette County, MI
2016 General Primary
SOVC For Jurisdiction Wide, All Counters, All Races

Date:08/04/16
Time:15:07:06
Page:65 of 83

	DEM Del C Marquette 4				DEM Del C Marquette 5				
	Reg. Voters	Susan S. Tollefson (DEM)	Tony E. Tollefson (DEM)	Write-In Votes	Reg. Voters	Suzanne Bowers (DEM)	John Braunse (DEM)	Evan Bonsall WI	Write-In Votes
Jurisdiction Wide									
City of Ishpeming, Precinct 1	-	-	-	-	-	-	-	-	-
City of Ishpeming, Precinct 2	-	-	-	-	-	-	-	-	-
City of Marquette, Precinct 1	-	-	-	-	-	-	-	-	-
City of Marquette, Precinct 2	-	-	-	-	-	-	-	-	-
City of Marquette, Precinct 3	-	-	-	-	-	-	-	-	-
City of Marquette, Precinct 4	1686	206	187	9	-	-	-	-	-
City of Marquette, Precinct 5	-	-	-	-	1698	224	154	44	5
City of Marquette, Precinct 6	-	-	-	-	-	-	-	-	-
City of Marquette, Precinct 7	-	-	-	-	-	-	-	-	-
City of Negaunee, Precinct 1	-	-	-	-	-	-	-	-	-
City of Negaunee, Precinct 2	-	-	-	-	-	-	-	-	-
Champion Township, Precinct 1	-	-	-	-	-	-	-	-	-
Chocolay Charter Township, Precinct 1	-	-	-	-	-	-	-	-	-
Chocolay Charter Township, Precinct 2	-	-	-	-	-	-	-	-	-
Ely Township, Precinct 1	-	-	-	-	-	-	-	-	-
Ewing Township, Precinct 1	-	-	-	-	-	-	-	-	-
Forsyth Township, Precinct 1	-	-	-	-	-	-	-	-	-
Forsyth Township, Precinct 2	-	-	-	-	-	-	-	-	-
Forsyth Township, Precinct 3	-	-	-	-	-	-	-	-	-
Humboldt Township, Precinct 1	-	-	-	-	-	-	-	-	-
Ishpeming Township, Precinct 1	-	-	-	-	-	-	-	-	-
Ishpeming Township, Precinct 2	-	-	-	-	-	-	-	-	-
Marquette Charter Township, Precinct 1	-	-	-	-	-	-	-	-	-
Marquette Charter Township, Precinct 2	-	-	-	-	-	-	-	-	-
Michigamme Township, Precinct 1	-	-	-	-	-	-	-	-	-
Negaunee Township, Precinct 1	-	-	-	-	-	-	-	-	-
Powell Township, Precinct 1	-	-	-	-	-	-	-	-	-
Powell Township, Precinct 2	-	-	-	-	-	-	-	-	-
Republic Township, Precinct 1	-	-	-	-	-	-	-	-	-
Richmond Township, Precinct 1	-	-	-	-	-	-	-	-	-
Sands Township, Precinct 1	-	-	-	-	-	-	-	-	-
Skandia Township, Precinct 1	-	-	-	-	-	-	-	-	-
Tilden Township, Precinct 1	-	-	-	-	-	-	-	-	-
Turin Township, Precinct 1	-	-	-	-	-	-	-	-	-
Wells Township, Precinct 1	-	-	-	-	-	-	-	-	-
West Branch Township, Precinct 1	-	-	-	-	-	-	-	-	-
Total	1686	206	187	9	1698	224	154	44	5

Statement of Votes Cast
Marquette County, MI
2016 General Primary

Date:08/04/16
Time:15:07:06
Page:66 of 83

SOVC For Jurisdiction Wide, All Counters, All Races

	DEM Del C Marquette 6					DEM Del C Marquette 7					
	Reg. Voters	Jeanne LaSalle (DEM)	Jon LaSalle (DEM)	Christopher Wagner (DEM)	Write-In Votes	Reg. Voters	Robert Antila (DEM)	Thomas L. Baldini (DEM)	Brian Kerrigan (DEM)	Carol Vining Moore (DEM)	Write-In Votes
Jurisdiction Wide											
City of Ishpeming, Precinct 1	-	-	-	-	-	-	-	-	-	-	-
City of Ishpeming, Precinct 2	-	-	-	-	-	-	-	-	-	-	-
City of Marquette, Precinct 1	-	-	-	-	-	-	-	-	-	-	-
City of Marquette, Precinct 2	-	-	-	-	-	-	-	-	-	-	-
City of Marquette, Precinct 3	-	-	-	-	-	-	-	-	-	-	-
City of Marquette, Precinct 4	-	-	-	-	-	-	-	-	-	-	-
City of Marquette, Precinct 5	-	-	-	-	-	-	-	-	-	-	-
City of Marquette, Precinct 6	1797	133	133	149	5	2115	216	341	250	252	20
City of Marquette, Precinct 7	-	-	-	-	-	-	-	-	-	-	-
City of Negaunee, Precinct 1	-	-	-	-	-	-	-	-	-	-	-
City of Negaunee, Precinct 2	-	-	-	-	-	-	-	-	-	-	-
Champion Township, Precinct 1	-	-	-	-	-	-	-	-	-	-	-
Chocolay Charter Township, Precinct 1	-	-	-	-	-	-	-	-	-	-	-
Chocolay Charter Township, Precinct 2	-	-	-	-	-	-	-	-	-	-	-
Ely Township, Precinct 1	-	-	-	-	-	-	-	-	-	-	-
Ewing Township, Precinct 1	-	-	-	-	-	-	-	-	-	-	-
Forsyth Township, Precinct 1	-	-	-	-	-	-	-	-	-	-	-
Forsyth Township, Precinct 2	-	-	-	-	-	-	-	-	-	-	-
Forsyth Township, Precinct 3	-	-	-	-	-	-	-	-	-	-	-
Humboldt Township, Precinct 1	-	-	-	-	-	-	-	-	-	-	-
Ishpeming Township, Precinct 1	-	-	-	-	-	-	-	-	-	-	-
Ishpeming Township, Precinct 2	-	-	-	-	-	-	-	-	-	-	-
Marquette Charter Township, Precinct 1	-	-	-	-	-	-	-	-	-	-	-
Marquette Charter Township, Precinct 2	-	-	-	-	-	-	-	-	-	-	-
Michigamme Township, Precinct 1	-	-	-	-	-	-	-	-	-	-	-
Negaunee Township, Precinct 1	-	-	-	-	-	-	-	-	-	-	-
Powell Township, Precinct 1	-	-	-	-	-	-	-	-	-	-	-
Powell Township, Precinct 2	-	-	-	-	-	-	-	-	-	-	-
Republic Township, Precinct 1	-	-	-	-	-	-	-	-	-	-	-
Richmond Township, Precinct 1	-	-	-	-	-	-	-	-	-	-	-
Sands Township, Precinct 1	-	-	-	-	-	-	-	-	-	-	-
Skandia Township, Precinct 1	-	-	-	-	-	-	-	-	-	-	-
Tilden Township, Precinct 1	-	-	-	-	-	-	-	-	-	-	-
Turin Township, Precinct 1	-	-	-	-	-	-	-	-	-	-	-
Wells Township, Precinct 1	-	-	-	-	-	-	-	-	-	-	-
West Branch Township, Precinct 1	-	-	-	-	-	-	-	-	-	-	-
Total	1797	133	133	149	5	2115	216	341	250	252	20

Statement of Votes Cast
Marquette County, MI
2016 General Primary

Date:08/04/16
Time:15:07:06
Page:67 of 83

SOVC For Jurisdiction Wide, All Counties, All Races

	DEM Del C Negaunee 1		DEM Del C Negaunee 2		DEM Del Champion		DEM Del Chocolay 1			
	Reg. Voters	Write-In Votes	Reg. Voters	Write-In Votes	Reg. Voters	Write-In Votes	Reg. Voters	Max L. Engle (DEM)	Greg Seppanen (DEM)	Write-In Votes
Jurisdiction Wide										
City of Ishpeming, Precinct 1	-	-	-	-	-	-	-	-	-	-
City of Ishpeming, Precinct 2	-	-	-	-	-	-	-	-	-	-
City of Marquette, Precinct 1	-	-	-	-	-	-	-	-	-	-
City of Marquette, Precinct 2	-	-	-	-	-	-	-	-	-	-
City of Marquette, Precinct 3	-	-	-	-	-	-	-	-	-	-
City of Marquette, Precinct 4	-	-	-	-	-	-	-	-	-	-
City of Marquette, Precinct 5	-	-	-	-	-	-	-	-	-	-
City of Marquette, Precinct 6	-	-	-	-	-	-	-	-	-	-
City of Marquette, Precinct 7	-	-	-	-	-	-	-	-	-	-
City of Negaunee, Precinct 1	1857	11	-	-	-	-	-	-	-	-
City of Negaunee, Precinct 2	-	-	1854	34	-	-	-	-	-	-
Champion Township, Precinct 1	-	-	-	-	213	4	-	-	-	-
Chocolay Charter Township, Precinct 1	-	-	-	-	-	-	2411	269	361	8
Chocolay Charter Township, Precinct 2	-	-	-	-	-	-	-	-	-	-
Ely Township, Precinct 1	-	-	-	-	-	-	-	-	-	-
Ewing Township, Precinct 1	-	-	-	-	-	-	-	-	-	-
Forsyth Township, Precinct 1	-	-	-	-	-	-	-	-	-	-
Forsyth Township, Precinct 2	-	-	-	-	-	-	-	-	-	-
Forsyth Township, Precinct 3	-	-	-	-	-	-	-	-	-	-
Humboldt Township, Precinct 1	-	-	-	-	-	-	-	-	-	-
Ishpeming Township, Precinct 1	-	-	-	-	-	-	-	-	-	-
Ishpeming Township, Precinct 2	-	-	-	-	-	-	-	-	-	-
Marquette Charter Township, Precinct 1	-	-	-	-	-	-	-	-	-	-
Marquette Charter Township, Precinct 2	-	-	-	-	-	-	-	-	-	-
Michigamme Township, Precinct 1	-	-	-	-	-	-	-	-	-	-
Negaunee Township, Precinct 1	-	-	-	-	-	-	-	-	-	-
Powell Township, Precinct 1	-	-	-	-	-	-	-	-	-	-
Powell Township, Precinct 2	-	-	-	-	-	-	-	-	-	-
Republic Township, Precinct 1	-	-	-	-	-	-	-	-	-	-
Richmond Township, Precinct 1	-	-	-	-	-	-	-	-	-	-
Sands Township, Precinct 1	-	-	-	-	-	-	-	-	-	-
Skandia Township, Precinct 1	-	-	-	-	-	-	-	-	-	-
Tikden Township, Precinct 1	-	-	-	-	-	-	-	-	-	-
Turin Township, Precinct 1	-	-	-	-	-	-	-	-	-	-
Wells Township, Precinct 1	-	-	-	-	-	-	-	-	-	-
West Branch Township, Precinct 1	-	-	-	-	-	-	-	-	-	-
Total	1857	11	1854	34	213	4	2411	269	361	8

Statement of Votes Cast
Marquette County, MI
2016 General Primary

Date:08/04/16
Time:15:07:06
Page:68 of 83

SOVC For Jurisdiction Wide, All Counters, All Races

	DEM Del Chocolay 2			DEM Del Ely			DEM Del Ewing	
	Reg. Voters	Ben Bohnsack (DEM)	Write-In Votes	Reg. Voters	Earl W. Eliason (DEM)	Write-In Votes	Reg. Voters	Write-In Votes
Jurisdiction Wide								
City of Ishpeming, Precinct 1	-	-	-	-	-	-	-	-
City of Ishpeming, Precinct 2	-	-	-	-	-	-	-	-
City of Marquette, Precinct 1	-	-	-	-	-	-	-	-
City of Marquette, Precinct 2	-	-	-	-	-	-	-	-
City of Marquette, Precinct 3	-	-	-	-	-	-	-	-
City of Marquette, Precinct 4	-	-	-	-	-	-	-	-
City of Marquette, Precinct 5	-	-	-	-	-	-	-	-
City of Marquette, Precinct 6	-	-	-	-	-	-	-	-
City of Marquette, Precinct 7	-	-	-	-	-	-	-	-
City of Negaunee, Precinct 1	-	-	-	-	-	-	-	-
City of Negaunee, Precinct 2	-	-	-	-	-	-	-	-
Champion Township, Precinct 1	-	-	-	-	-	-	-	-
Chocolay Charter Township, Precinct 1	-	-	-	-	-	-	-	-
Chocolay Charter Township, Precinct 2	2322	444	1	-	-	-	-	-
Ely Township, Precinct 1	-	-	-	1651	259	1	-	-
Ewing Township, Precinct 1	-	-	-	-	-	-	105	-
Forsyth Township, Precinct 1	-	-	-	-	-	-	-	-
Forsyth Township, Precinct 2	-	-	-	-	-	-	-	-
Forsyth Township, Precinct 3	-	-	-	-	-	-	-	-
Humboldt Township, Precinct 1	-	-	-	-	-	-	-	-
Ishpeming Township, Precinct 1	-	-	-	-	-	-	-	-
Ishpeming Township, Precinct 2	-	-	-	-	-	-	-	-
Marquette Charter Township, Precinct 1	-	-	-	-	-	-	-	-
Marquette Charter Township, Precinct 2	-	-	-	-	-	-	-	-
Michigamme Township, Precinct 1	-	-	-	-	-	-	-	-
Negaunee Township, Precinct 1	-	-	-	-	-	-	-	-
Powell Township, Precinct 1	-	-	-	-	-	-	-	-
Powell Township, Precinct 2	-	-	-	-	-	-	-	-
Republic Township, Precinct 1	-	-	-	-	-	-	-	-
Richmond Township, Precinct 1	-	-	-	-	-	-	-	-
Sands Township, Precinct 1	-	-	-	-	-	-	-	-
Skandia Township, Precinct 1	-	-	-	-	-	-	-	-
Tilden Township, Precinct 1	-	-	-	-	-	-	-	-
Turin Township, Precinct 1	-	-	-	-	-	-	-	-
Wells Township, Precinct 1	-	-	-	-	-	-	-	-
West Branch Township, Precinct 1	-	-	-	-	-	-	-	-
Total	2322	444	1	1651	259	1	105	3

Date:08/04/16
Time:15:07:06
Page:69 of 83

Date:08/04/16
Time:15:07:06
Page:69 of 83

Statement of Votes Cast
Marquette County, MI
2016 General Primary

Date:08/04/16
Time:15:07:06
Page:70 of 83

SOVC For Jurisdiction Wide, All Counters, All Races

	DEM Del Humboldt		DEM Del Ishpeming 1			DEM Del Ishpeming 2	
	Reg. Voters	Write-In Votes	Reg. Voters	Jason Chapman WI	Write-In Votes	Reg. Voters	Write-In Votes
Jurisdiction Wide							
City of Ishpeming, Precinct 1	-	-	-	-	-	-	-
City of Ishpeming, Precinct 2	-	-	-	-	-	-	-
City of Marquette, Precinct 1	-	-	-	-	-	-	-
City of Marquette, Precinct 2	-	-	-	-	-	-	-
City of Marquette, Precinct 3	-	-	-	-	-	-	-
City of Marquette, Precinct 4	-	-	-	-	-	-	-
City of Marquette, Precinct 5	-	-	-	-	-	-	-
City of Marquette, Precinct 6	-	-	-	-	-	-	-
City of Marquette, Precinct 7	-	-	-	-	-	-	-
City of Negaunee, Precinct 1	-	-	-	-	-	-	-
City of Negaunee, Precinct 2	-	-	-	-	-	-	-
Champion Township, Precinct 1	-	-	-	-	-	-	-
Chocolay Charter Township, Precinct 1	-	-	-	-	-	-	-
Chocolay Charter Township, Precinct 2	-	-	-	-	-	-	-
Ely Township, Precinct 1	-	-	-	-	-	-	-
Ewing Township, Precinct 1	-	-	-	-	-	-	-
Forsyth Township, Precinct 1	-	-	-	-	-	-	-
Forsyth Township, Precinct 2	-	-	-	-	-	-	-
Forsyth Township, Precinct 3	-	-	-	-	-	-	-
Humboldt Township, Precinct 1	342	4	-	-	-	-	-
Ishpeming Township, Precinct 1	-	-	1350	3	7	-	-
Ishpeming Township, Precinct 2	-	-	-	-	-	1370	13
Marquette Charter Township, Precinct 1	-	-	-	-	-	-	-
Marquette Charter Township, Precinct 2	-	-	-	-	-	-	-
Michigamme Township, Precinct 1	-	-	-	-	-	-	-
Negaunee Township, Precinct 1	-	-	-	-	-	-	-
Powell Township, Precinct 1	-	-	-	-	-	-	-
Powell Township, Precinct 2	-	-	-	-	-	-	-
Republic Township, Precinct 1	-	-	-	-	-	-	-
Richmond Township, Precinct 1	-	-	-	-	-	-	-
Sands Township, Precinct 1	-	-	-	-	-	-	-
Skandia Township, Precinct 1	-	-	-	-	-	-	-
Tilden Township, Precinct 1	-	-	-	-	-	-	-
Turin Township, Precinct 1	-	-	-	-	-	-	-
Wells Township, Precinct 1	-	-	-	-	-	-	-
West Branch Township, Precinct 1	-	-	-	-	-	-	-
Total	342	4	1350	3	7	1370	13

Statement of Votes Cast
Marquette County, MI
2016 General Primary

Date:08/04/16
Time:15:07:06
Page:71 of 83

SOVC For Jurisdiction Wide, All Counters, All Races

	DEM Del Marquette 1					DEM Del Marquette 2				
	Reg. Voters	Sheri Davie (DEM)	William Davie (DEM)	Kathleen L. Davis (DEM)	William G. Davis (DEM)	Write-In Votes	Reg. Voters	Stephen Adamini (DEM)	Carol Cappuccio (DEM)	Tom Cappuccio (DEM)
Jurisdiction Wide										
City of Ishpeming, Precinct 1	-	-	-	-	-	-	-	-	-	-
City of Ishpeming, Precinct 2	-	-	-	-	-	-	-	-	-	-
City of Marquette, Precinct 1	-	-	-	-	-	-	-	-	-	-
City of Marquette, Precinct 2	-	-	-	-	-	-	-	-	-	-
City of Marquette, Precinct 3	-	-	-	-	-	-	-	-	-	-
City of Marquette, Precinct 4	-	-	-	-	-	-	-	-	-	-
City of Marquette, Precinct 5	-	-	-	-	-	-	-	-	-	-
City of Marquette, Precinct 6	-	-	-	-	-	-	-	-	-	-
City of Marquette, Precinct 7	-	-	-	-	-	-	-	-	-	-
City of Negaunee, Precinct 1	-	-	-	-	-	-	-	-	-	-
City of Negaunee, Precinct 2	-	-	-	-	-	-	-	-	-	-
Champion Township, Precinct 1	-	-	-	-	-	-	-	-	-	-
Chocolay Charter Township, Precinct 1	-	-	-	-	-	-	-	-	-	-
Chocolay Charter Township, Precinct 2	-	-	-	-	-	-	-	-	-	-
Ely Township, Precinct 1	-	-	-	-	-	-	-	-	-	-
Ewing Township, Precinct 1	-	-	-	-	-	-	-	-	-	-
Forsyth Township, Precinct 1	-	-	-	-	-	-	-	-	-	-
Forsyth Township, Precinct 2	-	-	-	-	-	-	-	-	-	-
Forsyth Township, Precinct 3	-	-	-	-	-	-	-	-	-	-
Humholdt Township, Precinct 1	-	-	-	-	-	-	-	-	-	-
Ishpeming Township, Precinct 1	-	-	-	-	-	-	-	-	-	-
Ishpeming Township, Precinct 2	-	-	-	-	-	-	-	-	-	-
Marquette Charter Township, Precinct 1	2336	245	230	256	244	16	1086	168	137	125
Marquette Charter Township, Precinct 2	-	-	-	-	-	-	-	-	-	-
Michigamme Township, Precinct 1	-	-	-	-	-	-	-	-	-	-
Negaunee Township, Precinct 1	-	-	-	-	-	-	-	-	-	-
Powell Township, Precinct 1	-	-	-	-	-	-	-	-	-	-
Powell Township, Precinct 2	-	-	-	-	-	-	-	-	-	-
Republic Township, Precinct 1	-	-	-	-	-	-	-	-	-	-
Richmond Township, Precinct 1	-	-	-	-	-	-	-	-	-	-
Sands Township, Precinct 1	-	-	-	-	-	-	-	-	-	-
Skandia Township, Precinct 1	-	-	-	-	-	-	-	-	-	-
Tilden Township, Precinct 1	-	-	-	-	-	-	-	-	-	-
Turin Township, Precinct 1	-	-	-	-	-	-	-	-	-	-
Wells Township, Precinct 1	-	-	-	-	-	-	-	-	-	-
West Branch Township, Precinct 1	-	-	-	-	-	-	-	-	-	-
Total	2336	245	230	256	244	16	1086	168	137	125

Statement of Votes Cast
Marquette County, MI
2016 General Primary

Date:08/04/16
Time:15:07:06
Page:72 of 83

SOVC For Jurisdiction Wide, All Counters, All Races

	DEM Del Michigamme		DEM Del Negaunee				DEM Del Powell 1		DEM Del Powell 2	
	Reg. Voters	Write-In Votes	Reg. Voters	Richard Helgren (DEM)	Donald Larson (DEM)	Write-In Votes	Reg. Voters	Write-In Votes	Reg. Voters	Write-In Votes
Jurisdiction Wide										
City of Ishpeming, Precinct 1	-	-	-	-	-	-	-	-	-	-
City of Ishpeming, Precinct 2	-	-	-	-	-	-	-	-	-	-
City of Marquette, Precinct 1	-	-	-	-	-	-	-	-	-	-
City of Marquette, Precinct 2	-	-	-	-	-	-	-	-	-	-
City of Marquette, Precinct 3	-	-	-	-	-	-	-	-	-	-
City of Marquette, Precinct 4	-	-	-	-	-	-	-	-	-	-
City of Marquette, Precinct 5	-	-	-	-	-	-	-	-	-	-
City of Marquette, Precinct 6	-	-	-	-	-	-	-	-	-	-
City of Marquette, Precinct 7	-	-	-	-	-	-	-	-	-	-
City of Negaunee, Precinct 1	-	-	-	-	-	-	-	-	-	-
City of Negaunee, Precinct 2	-	-	-	-	-	-	-	-	-	-
Champion Township, Precinct 1	-	-	-	-	-	-	-	-	-	-
Chocolay Charter Township, Precinct 1	-	-	-	-	-	-	-	-	-	-
Chocolay Charter Township, Precinct 2	-	-	-	-	-	-	-	-	-	-
Ely Township, Precinct 1	-	-	-	-	-	-	-	-	-	-
Ewing Township, Precinct 1	-	-	-	-	-	-	-	-	-	-
Forsyth Township, Precinct 1	-	-	-	-	-	-	-	-	-	-
Forsyth Township, Precinct 2	-	-	-	-	-	-	-	-	-	-
Forsyth Township, Precinct 3	-	-	-	-	-	-	-	-	-	-
Humboldt Township, Precinct 1	-	-	-	-	-	-	-	-	-	-
Ishpeming Township, Precinct 1	-	-	-	-	-	-	-	-	-	-
Ishpeming Township, Precinct 2	-	-	-	-	-	-	-	-	-	-
Marquette Charter Township, Precinct 1	-	-	-	-	-	-	-	-	-	-
Marquette Charter Township, Precinct 2	-	-	-	-	-	-	-	-	-	-
Michigamme Township, Precinct 1	293	2	-	-	-	-	-	-	-	-
Negaunee Township, Precinct 1	-	-	2499	337	374	0	-	-	-	-
Powell Township, Precinct 1	-	-	-	-	-	-	505	4	-	-
Powell Township, Precinct 2	-	-	-	-	-	-	-	-	205	0
Republic Township, Precinct 1	-	-	-	-	-	-	-	-	-	-
Richmond Township, Precinct 1	-	-	-	-	-	-	-	-	-	-
Sands Township, Precinct 1	-	-	-	-	-	-	-	-	-	-
Skandia Township, Precinct 1	-	-	-	-	-	-	-	-	-	-
Tilden Township, Precinct 1	-	-	-	-	-	-	-	-	-	-
Turin Township, Precinct 1	-	-	-	-	-	-	-	-	-	-
Wells Township, Precinct 1	-	-	-	-	-	-	-	-	-	-
West Branch Township, Precinct 1	-	-	-	-	-	-	-	-	-	-
Total	293	2	2499	337	374	0	505	4	205	0

Statement of Votes Cast
Marquette County, MI
2016 General Primary
SOVC For Jurisdiction Wide, All Counters, All Races

Date:08/04/16
Time:15:07:06
Page:73 of 83

	DEM Del Republic		DEM Del Richmond			DEM Del Sands			DEM Del Skandia	
	Reg. Voters	Write-In Votes	Reg. Voters	Jeremy Hosking (DEM)	Write-In Votes	Reg. Voters	Bobby Glenn Brown (DEM)	Write-In Votes	Reg. Voters	Write-In Votes
Jurisdiction Wide										
City of Ishpeming, Precinct 1	-	-	-	-	-	-	-	-	-	-
City of Ishpeming, Precinct 2	-	-	-	-	-	-	-	-	-	-
City of Marquette, Precinct 1	-	-	-	-	-	-	-	-	-	-
City of Marquette, Precinct 2	-	-	-	-	-	-	-	-	-	-
City of Marquette, Precinct 3	-	-	-	-	-	-	-	-	-	-
City of Marquette, Precinct 4	-	-	-	-	-	-	-	-	-	-
City of Marquette, Precinct 5	-	-	-	-	-	-	-	-	-	-
City of Marquette, Precinct 6	-	-	-	-	-	-	-	-	-	-
City of Marquette, Precinct 7	-	-	-	-	-	-	-	-	-	-
City of Negaunee, Precinct 1	-	-	-	-	-	-	-	-	-	-
City of Negaunee, Precinct 2	-	-	-	-	-	-	-	-	-	-
Champion Township, Precinct 1	-	-	-	-	-	-	-	-	-	-
Chocolay Charter Township, Precinct 1	-	-	-	-	-	-	-	-	-	-
Chocolay Charter Township, Precinct 2	-	-	-	-	-	-	-	-	-	-
Ely Township, Precinct 1	-	-	-	-	-	-	-	-	-	-
Ewing Township, Precinct 1	-	-	-	-	-	-	-	-	-	-
Forsyth Township, Precinct 1	-	-	-	-	-	-	-	-	-	-
Forsyth Township, Precinct 2	-	-	-	-	-	-	-	-	-	-
Forsyth Township, Precinct 3	-	-	-	-	-	-	-	-	-	-
Humboldt Township, Precinct 1	-	-	-	-	-	-	-	-	-	-
Ishpeming Township, Precinct 1	-	-	-	-	-	-	-	-	-	-
Ishpeming Township, Precinct 2	-	-	-	-	-	-	-	-	-	-
Marquette Charter Township, Precinct 1	-	-	-	-	-	-	-	-	-	-
Marquette Charter Township, Precinct 2	-	-	-	-	-	-	-	-	-	-
Michigamme Township, Precinct 1	-	-	-	-	-	-	-	-	-	-
Negaunee Township, Precinct 1	-	-	-	-	-	-	-	-	-	-
Powell Township, Precinct 1	-	-	-	-	-	-	-	-	-	-
Powell Township, Precinct 2	-	-	-	-	-	-	-	-	-	-
Republic Township, Precinct 1	873	7	-	-	-	-	-	-	-	-
Richmond Township, Precinct 1	-	-	625	145	2	-	-	-	-	-
Sands Township, Precinct 1	-	-	-	-	-	1809	213	4	-	-
Skandia Township, Precinct 1	-	-	-	-	-	-	-	-	664	0
Tilden Township, Precinct 1	-	-	-	-	-	-	-	-	-	-
Turin Township, Precinct 1	-	-	-	-	-	-	-	-	-	-
Wells Township, Precinct 1	-	-	-	-	-	-	-	-	-	-
West Branch Township, Precinct 1	-	-	-	-	-	-	-	-	-	-
Total	873	7	625	145	2	1809	213	4	664	0

Statement of Votes Cast
Marquette County, MI
2016 General Primary

Date:08/04/16
Time:15:07:06
Page:74 of 83

SOVC For Jurisdiction Wide, All Counters, All Races

	DEM Del Tilden			DEM Del Turin		DEM Del Wells		DEM Del W Branch	
	Reg. Voters	Constance Valente (DEM)	Write-In Votes	Reg. Voters	Write-In Votes	Reg. Voters	Write-In Votes	Reg. Voters	Write-In Votes
Jurisdiction Wide									
City of Ishpeming, Precinct 1	-	-	-	-	-	-	-	-	-
City of Ishpeming, Precinct 2	-	-	-	-	-	-	-	-	-
City of Marquette, Precinct 1	-	-	-	-	-	-	-	-	-
City of Marquette, Precinct 2	-	-	-	-	-	-	-	-	-
City of Marquette, Precinct 3	-	-	-	-	-	-	-	-	-
City of Marquette, Precinct 4	-	-	-	-	-	-	-	-	-
City of Marquette, Precinct 5	-	-	-	-	-	-	-	-	-
City of Marquette, Precinct 6	-	-	-	-	-	-	-	-	-
City of Marquette, Precinct 7	-	-	-	-	-	-	-	-	-
City of Negaunee, Precinct 1	-	-	-	-	-	-	-	-	-
City of Negaunee, Precinct 2	-	-	-	-	-	-	-	-	-
Champion Township, Precinct 1	-	-	-	-	-	-	-	-	-
Chocolay Charter Township, Precinct 1	-	-	-	-	-	-	-	-	-
Chocolay Charter Township, Precinct 2	-	-	-	-	-	-	-	-	-
Ely Township, Precinct 1	-	-	-	-	-	-	-	-	-
Ewing Township, Precinct 1	-	-	-	-	-	-	-	-	-
Forsyth Township, Precinct 1	-	-	-	-	-	-	-	-	-
Forsyth Township, Precinct 2	-	-	-	-	-	-	-	-	-
Forsyth Township, Precinct 3	-	-	-	-	-	-	-	-	-
Humboldt Township, Precinct 1	-	-	-	-	-	-	-	-	-
Ishpeming Township, Precinct 1	-	-	-	-	-	-	-	-	-
Ishpeming Township, Precinct 2	-	-	-	-	-	-	-	-	-
Marquette Charter Township, Precinct 1	-	-	-	-	-	-	-	-	-
Marquette Charter Township, Precinct 2	-	-	-	-	-	-	-	-	-
Michigamme Township, Precinct 1	-	-	-	-	-	-	-	-	-
Negaunee Township, Precinct 1	-	-	-	-	-	-	-	-	-
Powell Township, Precinct 1	-	-	-	-	-	-	-	-	-
Powell Township, Precinct 2	-	-	-	-	-	-	-	-	-
Republic Township, Precinct 1	-	-	-	-	-	-	-	-	-
Richmond Township, Precinct 1	-	-	-	-	-	-	-	-	-
Sands Township, Precinct 1	-	-	-	-	-	-	-	-	-
Skandia Township, Precinct 1	-	-	-	-	-	-	-	-	-
Tilden Township, Precinct 1	835	135	0	-	-	-	-	-	-
Turin Township, Precinct 1	-	-	-	98	1	-	-	-	-
Wells Township, Precinct 1	-	-	-	-	-	163	1	-	-
West Branch Township, Precinct 1	-	-	-	-	-	-	-	1445	3
Total	835	135	0	98	1	163	1	1445	3

Statement of Votes Cast
Marquette County, MI
2016 General Primary

Date:08/04/16
Time:15:07:06
Page:75 of 83

SOVC For Jurisdiction Wide, All Counters, All Races

	NP C Marquette Bd Light Power					Chocolay Library Mill			Ishpeming Twp Police Prop		
	Reg. Voters	Edward Angeli	Jorma Lankinen	Robert J. Niemi	Write-In Votes	Reg. Voters	YES	NO	Reg. Voters	YES	NO
Jurisdiction Wide											
City of Ishpeming, Precinct 1	-	-	-	-	-	-	-	-	-	-	-
City of Ishpeming, Precinct 2	-	-	-	-	-	-	-	-	-	-	-
City of Marquette, Precinct 1	1983	212	78	143	2	-	-	-	-	-	-
City of Marquette, Precinct 2	2067	227	102	178	3	-	-	-	-	-	-
City of Marquette, Precinct 3	1540	221	65	204	4	-	-	-	-	-	-
City of Marquette, Precinct 4	1686	166	71	131	0	-	-	-	-	-	-
City of Marquette, Precinct 5	1698	131	92	131	2	-	-	-	-	-	-
City of Marquette, Precinct 6	1797	88	53	113	0	-	-	-	-	-	-
City of Marquette, Precinct 7	2115	210	118	199	4	-	-	-	-	-	-
City of Negaunee, Precinct 1	-	-	-	-	-	-	-	-	-	-	-
City of Negaunee, Precinct 2	-	-	-	-	-	-	-	-	-	-	-
Champion Township, Precinct 1	-	-	-	-	-	-	-	-	-	-	-
Chocolay Charter Township, Precinct 1	-	-	-	-	-	2411	605	157	-	-	-
Chocolay Charter Township, Precinct 2	-	-	-	-	-	2322	646	179	-	-	-
Ely Township, Precinct 1	-	-	-	-	-	-	-	-	-	-	-
Ewing Township, Precinct 1	-	-	-	-	-	-	-	-	-	-	-
Forsyth Township, Precinct 1	-	-	-	-	-	-	-	-	-	-	-
Forsyth Township, Precinct 2	-	-	-	-	-	-	-	-	-	-	-
Forsyth Township, Precinct 3	-	-	-	-	-	-	-	-	-	-	-
Humboldt Township, Precinct 1	-	-	-	-	-	-	-	-	-	-	-
Ishpeming Township, Precinct 1	-	-	-	-	-	-	-	-	1350	192	132
Ishpeming Township, Precinct 2	-	-	-	-	-	-	-	-	1370	208	127
Marquette Charter Township, Precinct 1	-	-	-	-	-	-	-	-	-	-	-
Marquette Charter Township, Precinct 2	-	-	-	-	-	-	-	-	-	-	-
Michigamme Township, Precinct 1	-	-	-	-	-	-	-	-	-	-	-
Negaunee Township, Precinct 1	-	-	-	-	-	-	-	-	-	-	-
Powell Township, Precinct 1	-	-	-	-	-	-	-	-	-	-	-
Powell Township, Precinct 2	-	-	-	-	-	-	-	-	-	-	-
Republic Township, Precinct 1	-	-	-	-	-	-	-	-	-	-	-
Richmond Township, Precinct 1	-	-	-	-	-	-	-	-	-	-	-
Sands Township, Precinct 1	-	-	-	-	-	-	-	-	-	-	-
Skandia Township, Precinct 1	-	-	-	-	-	-	-	-	-	-	-
Tilden Township, Precinct 1	-	-	-	-	-	-	-	-	-	-	-
Turin Township, Precinct 1	-	-	-	-	-	-	-	-	-	-	-
Wells Township, Precinct 1	-	-	-	-	-	-	-	-	-	-	-
West Branch Township, Precinct 1	-	-	-	-	-	-	-	-	-	-	-
Total	12886	1255	579	1099	15	4733	1251	336	2720	400	259

Statement of Votes Cast
Marquette County, MI
2016 General Primary

Date:08/04/16
Time:15:07:06
Page:76 of 83

SOVC For Jurisdiction Wide, All Counters, All Races

	Forsyth Library Mill			Humboldt Gen Op Mill			Michigamme Super Sal		
	Reg. Voters	YES	NO	Reg. Voters	YES	NO	Reg. Voters	YES	NO
Jurisdiction Wide									
City of Ishpeming, Precinct 1	-	-	-	-	-	-	-	-	-
City of Ishpeming, Precinct 2	-	-	-	-	-	-	-	-	-
City of Marquette, Precinct 1	-	-	-	-	-	-	-	-	-
City of Marquette, Precinct 2	-	-	-	-	-	-	-	-	-
City of Marquette, Precinct 3	-	-	-	-	-	-	-	-	-
City of Marquette, Precinct 4	-	-	-	-	-	-	-	-	-
City of Marquette, Precinct 5	-	-	-	-	-	-	-	-	-
City of Marquette, Precinct 6	-	-	-	-	-	-	-	-	-
City of Marquette, Precinct 7	-	-	-	-	-	-	-	-	-
City of Negaunee, Precinct 1	-	-	-	-	-	-	-	-	-
City of Negaunee, Precinct 2	-	-	-	-	-	-	-	-	-
Champion Township, Precinct 1	-	-	-	-	-	-	-	-	-
Chocolay Charter Township, Precinct 1	-	-	-	-	-	-	-	-	-
Chocolay Charter Township, Precinct 2	-	-	-	-	-	-	-	-	-
Ely Township, Precinct 1	-	-	-	-	-	-	-	-	-
Ewing Township, Precinct 1	-	-	-	-	-	-	-	-	-
Forsyth Township, Precinct 1	2422	307	374	-	-	-	-	-	-
Forsyth Township, Precinct 2	788	97	141	-	-	-	-	-	-
Forsyth Township, Precinct 3	1406	103	60	-	-	-	-	-	-
Humboldt Township, Precinct 1	-	-	-	342	68	40	-	-	-
Ishpeming Township, Precinct 1	-	-	-	-	-	-	-	-	-
Ishpeming Township, Precinct 2	-	-	-	-	-	-	-	-	-
Marquette Charter Township, Precinct 1	-	-	-	-	-	-	-	-	-
Marquette Charter Township, Precinct 2	-	-	-	-	-	-	-	-	-
Michigamme Township, Precinct 1	-	-	-	-	-	-	293	69	76
Negaunee Township, Precinct 1	-	-	-	-	-	-	-	-	-
Powell Township, Precinct 1	-	-	-	-	-	-	-	-	-
Powell Township, Precinct 2	-	-	-	-	-	-	-	-	-
Republic Township, Precinct 1	-	-	-	-	-	-	-	-	-
Richmond Township, Precinct 1	-	-	-	-	-	-	-	-	-
Sands Township, Precinct 1	-	-	-	-	-	-	-	-	-
Skandia Township, Precinct 1	-	-	-	-	-	-	-	-	-
Tilden Township, Precinct 1	-	-	-	-	-	-	-	-	-
Turin Township, Precinct 1	-	-	-	-	-	-	-	-	-
Wells Township, Precinct 1	-	-	-	-	-	-	-	-	-
West Branch Township, Precinct 1	-	-	-	-	-	-	-	-	-
Total	4616	507	575	342	68	40	293	69	76

Statement of Votes Cast
Marquette County, MI
2016 General Primary

Date:08/04/16
Time:15:07:06
Page:77 of 83

SOVC For Jurisdiction Wide, All Counters, All Races

	Michiganme Clerk Sal			Michiganme Treas Sal			Powell Operating Mill		
	Reg. Voters	YES	NO	Reg. Voters	YES	NO	Reg. Voters	YES	NO
Jurisdiction Wide									
City of Ishpeming, Precinct 1	-	-	-	-	-	-	-	-	-
City of Ishpeming, Precinct 2	-	-	-	-	-	-	-	-	-
City of Marquette, Precinct 1	-	-	-	-	-	-	-	-	-
City of Marquette, Precinct 2	-	-	-	-	-	-	-	-	-
City of Marquette, Precinct 3	-	-	-	-	-	-	-	-	-
City of Marquette, Precinct 4	-	-	-	-	-	-	-	-	-
City of Marquette, Precinct 5	-	-	-	-	-	-	-	-	-
City of Marquette, Precinct 6	-	-	-	-	-	-	-	-	-
City of Marquette, Precinct 7	-	-	-	-	-	-	-	-	-
City of Negaunee, Precinct 1	-	-	-	-	-	-	-	-	-
City of Negaunee, Precinct 2	-	-	-	-	-	-	-	-	-
Champion Township, Precinct 1	-	-	-	-	-	-	-	-	-
Chocolay Charter Township, Precinct 1	-	-	-	-	-	-	-	-	-
Chocolay Charter Township, Precinct 2	-	-	-	-	-	-	-	-	-
Ely Township, Precinct 1	-	-	-	-	-	-	-	-	-
Ewing Township, Precinct 1	-	-	-	-	-	-	-	-	-
Forsyth Township, Precinct 1	-	-	-	-	-	-	-	-	-
Forsyth Township, Precinct 2	-	-	-	-	-	-	-	-	-
Forsyth Township, Precinct 3	-	-	-	-	-	-	-	-	-
Humboldt Township, Precinct 1	-	-	-	-	-	-	-	-	-
Ishpeming Township, Precinct 1	-	-	-	-	-	-	-	-	-
Ishpeming Township, Precinct 2	-	-	-	-	-	-	-	-	-
Marquette Charter Township, Precinct 1	-	-	-	-	-	-	-	-	-
Marquette Charter Township, Precinct 2	-	-	-	-	-	-	-	-	-
Michiganme Township, Precinct 1	293	79	66	293	82	63	-	-	-
Negaunee Township, Precinct 1	-	-	-	-	-	-	-	-	-
Powell Township, Precinct 1	-	-	-	-	-	-	505	92	43
Powell Township, Precinct 2	-	-	-	-	-	-	205	27	8
Republic Township, Precinct 1	-	-	-	-	-	-	-	-	-
Richmond Township, Precinct 1	-	-	-	-	-	-	-	-	-
Sands Township, Precinct 1	-	-	-	-	-	-	-	-	-
Skandia Township, Precinct 1	-	-	-	-	-	-	-	-	-
Tilden Township, Precinct 1	-	-	-	-	-	-	-	-	-
Turin Township, Precinct 1	-	-	-	-	-	-	-	-	-
Wells Township, Precinct 1	-	-	-	-	-	-	-	-	-
West Branch Township, Precinct 1	-	-	-	-	-	-	-	-	-
Total	293	79	66	293	82	63	710	119	51

Statement of Votes Cast
Marquette County, MI
2016 General Primary

Date:08/04/16
Time:15:07:06
Page:78 of 83

SOVC For Jurisdiction Wide, All Counters, All Races

	Sands Library Mill			Sands Gen Op Mill			Sands Rec Facilities Mill		
	Reg. Voters	YES	NO	Reg. Voters	YES	NO	Reg. Voters	YES	NO
Jurisdiction Wide									
City of Ishpeming, Precinct 1	-	-	-	-	-	-	-	-	-
City of Ishpeming, Precinct 2	-	-	-	-	-	-	-	-	-
City of Marquette, Precinct 1	-	-	-	-	-	-	-	-	-
City of Marquette, Precinct 2	-	-	-	-	-	-	-	-	-
City of Marquette, Precinct 3	-	-	-	-	-	-	-	-	-
City of Marquette, Precinct 4	-	-	-	-	-	-	-	-	-
City of Marquette, Precinct 5	-	-	-	-	-	-	-	-	-
City of Marquette, Precinct 6	-	-	-	-	-	-	-	-	-
City of Marquette, Precinct 7	-	-	-	-	-	-	-	-	-
City of Negaunee, Precinct 1	-	-	-	-	-	-	-	-	-
City of Negaunee, Precinct 2	-	-	-	-	-	-	-	-	-
Champion Township, Precinct 1	-	-	-	-	-	-	-	-	-
Chocolay Charter Township, Precinct 1	-	-	-	-	-	-	-	-	-
Chocolay Charter Township, Precinct 2	-	-	-	-	-	-	-	-	-
Ely Township, Precinct 1	-	-	-	-	-	-	-	-	-
Ewing Township, Precinct 1	-	-	-	-	-	-	-	-	-
Forsyth Township, Precinct 1	-	-	-	-	-	-	-	-	-
Forsyth Township, Precinct 2	-	-	-	-	-	-	-	-	-
Forsyth Township, Precinct 3	-	-	-	-	-	-	-	-	-
Humboldt Township, Precinct 1	-	-	-	-	-	-	-	-	-
Ishpeming Township, Precinct 1	-	-	-	-	-	-	-	-	-
Ishpeming Township, Precinct 2	-	-	-	-	-	-	-	-	-
Marquette Charter Township, Precinct 1	-	-	-	-	-	-	-	-	-
Marquette Charter Township, Precinct 2	-	-	-	-	-	-	-	-	-
Michigamme Township, Precinct 1	-	-	-	-	-	-	-	-	-
Negaunee Township, Precinct 1	-	-	-	-	-	-	-	-	-
Powell Township, Precinct 1	-	-	-	-	-	-	-	-	-
Powell Township, Precinct 2	-	-	-	-	-	-	-	-	-
Republic Township, Precinct 1	-	-	-	-	-	-	-	-	-
Richmond Township, Precinct 1	-	-	-	-	-	-	-	-	-
Sands Township, Precinct 1	1809	316	94	1809	315	94	1809	295	113
Skandia Township, Precinct 1	-	-	-	-	-	-	-	-	-
Tikden Township, Precinct 1	-	-	-	-	-	-	-	-	-
Turin Township, Precinct 1	-	-	-	-	-	-	-	-	-
Wells Township, Precinct 1	-	-	-	-	-	-	-	-	-
West Branch Township, Precinct 1	-	-	-	-	-	-	-	-	-
Total	1809	316	94	1809	315	94	1809	295	113

Statement of Votes Cast
Marquette County, MI
2016 General Primary

Date:08/04/16
Time:15:07:06
Page:79 of 83

SOVC For Jurisdiction Wide, All Counters, All Races

	Skandia Library Mill			W Branch Emergency			W Branch Library Mill		
	Reg. Voters	YES	NO	Reg. Voters	YES	NO	Reg. Voters	YES	NO
Jurisdiction Wide									
City of Ishpeming, Precinct 1	-	-	-	-	-	-	-	-	-
City of Ishpeming, Precinct 2	-	-	-	-	-	-	-	-	-
City of Marquette, Precinct 1	-	-	-	-	-	-	-	-	-
City of Marquette, Precinct 2	-	-	-	-	-	-	-	-	-
City of Marquette, Precinct 3	-	-	-	-	-	-	-	-	-
City of Marquette, Precinct 4	-	-	-	-	-	-	-	-	-
City of Marquette, Precinct 5	-	-	-	-	-	-	-	-	-
City of Marquette, Precinct 6	-	-	-	-	-	-	-	-	-
City of Marquette, Precinct 7	-	-	-	-	-	-	-	-	-
City of Negaunee, Precinct 1	-	-	-	-	-	-	-	-	-
City of Negaunee, Precinct 2	-	-	-	-	-	-	-	-	-
Champion Township, Precinct 1	-	-	-	-	-	-	-	-	-
Chocolay Charter Township, Precinct 1	-	-	-	-	-	-	-	-	-
Chocolay Charter Township, Precinct 2	-	-	-	-	-	-	-	-	-
Ely Township, Precinct 1	-	-	-	-	-	-	-	-	-
Ewing Township, Precinct 1	-	-	-	-	-	-	-	-	-
Forsyth Township, Precinct 1	-	-	-	-	-	-	-	-	-
Forsyth Township, Precinct 2	-	-	-	-	-	-	-	-	-
Forsyth Township, Precinct 3	-	-	-	-	-	-	-	-	-
Humboldt Township, Precinct 1	-	-	-	-	-	-	-	-	-
Ishpeming Township, Precinct 1	-	-	-	-	-	-	-	-	-
Ishpeming Township, Precinct 2	-	-	-	-	-	-	-	-	-
Marquette Charter Township, Precinct 1	-	-	-	-	-	-	-	-	-
Marquette Charter Township, Precinct 2	-	-	-	-	-	-	-	-	-
Michigamme Township, Precinct 1	-	-	-	-	-	-	-	-	-
Negaunee Township, Precinct 1	-	-	-	-	-	-	-	-	-
Powell Township, Precinct 1	-	-	-	-	-	-	-	-	-
Powell Township, Precinct 2	-	-	-	-	-	-	-	-	-
Republic Township, Precinct 1	-	-	-	-	-	-	-	-	-
Richmond Township, Precinct 1	-	-	-	-	-	-	-	-	-
Sands Township, Precinct 1	-	-	-	-	-	-	-	-	-
Skandia Township, Precinct 1	664	97	37	-	-	-	-	-	-
Tilden Township, Precinct 1	-	-	-	-	-	-	-	-	-
Turin Township, Precinct 1	-	-	-	-	-	-	-	-	-
Wells Township, Precinct 1	-	-	-	-	-	-	-	-	-
West Branch Township, Precinct 1	-	-	-	1445	189	27	1445	167	49
Total	664	97	37	1445	189	27	1445	167	49

Statement of Votes Cast
Marquette County, MI
2016 General Primary

Date:08/04/16
Time:15:07:06
Page:80 of 83

SOVC For Jurisdiction Wide, All Counters, All Races

	Chocolay IOHRA			Marquette IOHRA			Negaunee IOHRA		
	Reg. Voters	YES	NO	Reg. Voters	YES	NO	Reg. Voters	YES	NO
Jurisdiction Wide									
City of Ishpeming, Precinct 1	-	-	-	-	-	-	-	-	-
City of Ishpeming, Precinct 2	-	-	-	-	-	-	-	-	-
City of Marquette, Precinct 1	-	-	-	-	-	-	-	-	-
City of Marquette, Precinct 2	-	-	-	-	-	-	-	-	-
City of Marquette, Precinct 3	-	-	-	-	-	-	-	-	-
City of Marquette, Precinct 4	-	-	-	-	-	-	-	-	-
City of Marquette, Precinct 5	-	-	-	-	-	-	-	-	-
City of Marquette, Precinct 6	-	-	-	-	-	-	-	-	-
City of Marquette, Precinct 7	-	-	-	-	-	-	-	-	-
City of Negaunee, Precinct 1	-	-	-	-	-	-	-	-	-
City of Negaunee, Precinct 2	-	-	-	-	-	-	-	-	-
Champion Township, Precinct 1	-	-	-	-	-	-	-	-	-
Chocolay Charter Township, Precinct 1	2411	552	208	-	-	-	-	-	-
Chocolay Charter Township, Precinct 2	2322	601	224	-	-	-	-	-	-
Ely Township, Precinct 1	-	-	-	-	-	-	-	-	-
Ewing Township, Precinct 1	-	-	-	-	-	-	-	-	-
Forsyth Township, Precinct 1	-	-	-	-	-	-	-	-	-
Forsyth Township, Precinct 2	-	-	-	-	-	-	-	-	-
Forsyth Township, Precinct 3	-	-	-	-	-	-	-	-	-
Humboldt Township, Precinct 1	-	-	-	-	-	-	-	-	-
Ishpeming Township, Precinct 1	-	-	-	-	-	-	-	-	-
Ishpeming Township, Precinct 2	-	-	-	-	-	-	-	-	-
Marquette Charter Township, Precinct 1	-	-	-	2336	368	150	-	-	-
Marquette Charter Township, Precinct 2	-	-	-	1086	242	67	-	-	-
Michigamme Township, Precinct 1	-	-	-	-	-	-	-	-	-
Negaunee Township, Precinct 1	-	-	-	-	-	-	2499	495	161
Powell Township, Precinct 1	-	-	-	-	-	-	-	-	-
Powell Township, Precinct 2	-	-	-	-	-	-	-	-	-
Republic Township, Precinct 1	-	-	-	-	-	-	-	-	-
Richmond Township, Precinct 1	-	-	-	-	-	-	-	-	-
Sands Township, Precinct 1	-	-	-	-	-	-	-	-	-
Skandia Township, Precinct 1	-	-	-	-	-	-	-	-	-
Tilden Township, Precinct 1	-	-	-	-	-	-	-	-	-
Turin Township, Precinct 1	-	-	-	-	-	-	-	-	-
Wells Township, Precinct 1	-	-	-	-	-	-	-	-	-
West Branch Township, Precinct 1	-	-	-	-	-	-	-	-	-
Total	4733	1153	432	3422	610	217	2499	495	161

Statement of Votes Cast
Marquette County, MI
2016 General Primary

Date:08/04/16
Time:15:07:06
Page:81 of 83

SOVC For Jurisdiction Wide, All Counters, All Races

	Tilden IOHRA			C Negaunce Street Millage			C Negaunce IOHRA		
	Reg. Voters	YES	NO	Reg. Voters	YES	NO	Reg. Voters	YES	NO
Jurisdiction Wide									
City of Ishpeming, Precinct 1	-	-	-	-	-	-	-	-	-
City of Ishpeming, Precinct 2	-	-	-	-	-	-	-	-	-
City of Marquette, Precinct 1	-	-	-	-	-	-	-	-	-
City of Marquette, Precinct 2	-	-	-	-	-	-	-	-	-
City of Marquette, Precinct 3	-	-	-	-	-	-	-	-	-
City of Marquette, Precinct 4	-	-	-	-	-	-	-	-	-
City of Marquette, Precinct 5	-	-	-	-	-	-	-	-	-
City of Marquette, Precinct 6	-	-	-	-	-	-	-	-	-
City of Marquette, Precinct 7	-	-	-	-	-	-	-	-	-
City of Negaunee, Precinct 1	-	-	-	1857	254	134	1857	262	126
City of Negaunee, Precinct 2	-	-	-	1854	374	131	1854	382	119
Champion Township, Precinct 1	-	-	-	-	-	-	-	-	-
Chocolay Charter Township, Precinct 1	-	-	-	-	-	-	-	-	-
Chocolay Charter Township, Precinct 2	-	-	-	-	-	-	-	-	-
Ely Township, Precinct 1	-	-	-	-	-	-	-	-	-
Ewing Township, Precinct 1	-	-	-	-	-	-	-	-	-
Forsyth Township, Precinct 1	-	-	-	-	-	-	-	-	-
Forsyth Township, Precinct 2	-	-	-	-	-	-	-	-	-
Forsyth Township, Precinct 3	-	-	-	-	-	-	-	-	-
Humboldt Township, Precinct 1	-	-	-	-	-	-	-	-	-
Ishpeming Township, Precinct 1	-	-	-	-	-	-	-	-	-
Ishpeming Township, Precinct 2	-	-	-	-	-	-	-	-	-
Marquette Charter Township, Precinct 1	-	-	-	-	-	-	-	-	-
Marquette Charter Township, Precinct 2	-	-	-	-	-	-	-	-	-
Michigamme Township, Precinct 1	-	-	-	-	-	-	-	-	-
Negaunee Township, Precinct 1	-	-	-	-	-	-	-	-	-
Powell Township, Precinct 1	-	-	-	-	-	-	-	-	-
Powell Township, Precinct 2	-	-	-	-	-	-	-	-	-
Republic Township, Precinct 1	-	-	-	-	-	-	-	-	-
Richmond Township, Precinct 1	-	-	-	-	-	-	-	-	-
Sands Township, Precinct 1	-	-	-	-	-	-	-	-	-
Skandia Township, Precinct 1	-	-	-	-	-	-	-	-	-
Tilden Township, Precinct 1	835	125	78	-	-	-	-	-	-
Turin Township, Precinct 1	-	-	-	-	-	-	-	-	-
Wells Township, Precinct 1	-	-	-	-	-	-	-	-	-
West Branch Township, Precinct 1	-	-	-	-	-	-	-	-	-
Total	835	125	78	3711	628	263	3711	644	245

Statement of Votes Cast
Marquette County, MI
2016 General Primary

Date:08/04/16
Time:15:07:06
Page:82 of 83

SOVC For Jurisdiction Wide, All Counters, All Races

	C Ishpeming IOHRA			C Marquette IOHRA		
	Reg. Voters	YES	NO	Reg. Voters	YES	NO
Jurisdiction Wide						
City of Ishpeming, Precinct 1	2295	322	110	-	-	-
City of Ishpeming, Precinct 2	2683	332	113	-	-	-
City of Marquette, Precinct 1	-	-	-	1983	345	122
City of Marquette, Precinct 2	-	-	-	2067	411	141
City of Marquette, Precinct 3	-	-	-	1540	416	116
City of Marquette, Precinct 4	-	-	-	1686	316	89
City of Marquette, Precinct 5	-	-	-	1698	322	60
City of Marquette, Precinct 6	-	-	-	1797	228	52
City of Marquette, Precinct 7	-	-	-	2115	506	88
City of Negaunee, Precinct 1	-	-	-	-	-	-
City of Negaunee, Precinct 2	-	-	-	-	-	-
Champion Township, Precinct 1	-	-	-	-	-	-
Chocolay Charter Township, Precinct 1	-	-	-	-	-	-
Chocolay Charter Township, Precinct 2	-	-	-	-	-	-
Ely Township, Precinct 1	-	-	-	-	-	-
Ewing Township, Precinct 1	-	-	-	-	-	-
Forsyth Township, Precinct 1	-	-	-	-	-	-
Forsyth Township, Precinct 2	-	-	-	-	-	-
Forsyth Township, Precinct 3	-	-	-	-	-	-
Humboldt Township, Precinct 1	-	-	-	-	-	-
Ishpeming Township, Precinct 1	-	-	-	-	-	-
Ishpeming Township, Precinct 2	-	-	-	-	-	-
Marquette Charter Township, Precinct 1	-	-	-	-	-	-
Marquette Charter Township, Precinct 2	-	-	-	-	-	-
Michigamme Township, Precinct 1	-	-	-	-	-	-
Negaunee Township, Precinct 1	-	-	-	-	-	-
Powell Township, Precinct 1	-	-	-	-	-	-
Powell Township, Precinct 2	-	-	-	-	-	-
Republic Township, Precinct 1	-	-	-	-	-	-
Richmond Township, Precinct 1	-	-	-	-	-	-
Sands Township, Precinct 1	-	-	-	-	-	-
Skandia Township, Precinct 1	-	-	-	-	-	-
Tilden Township, Precinct 1	-	-	-	-	-	-
Turin Township, Precinct 1	-	-	-	-	-	-
Wells Township, Precinct 1	-	-	-	-	-	-
West Branch Township, Precinct 1	-	-	-	-	-	-
Total	4978	654	223	12886	2544	668

Statement of Votes Cast
Marquette County, MI
2016 General Primary
SOVC For Jurisdiction Wide, All Counters, All Races

Date:08/04/16
Time:15:07:06
Page:83 of 83

State of Michigan
County of Marquette

We Hereby Certify, That the foregoing is a correct transcript of the Statement of the Board of County Canvassers, of the County of Marquette, of the votes given in such Marquette County for the indicated candidates and proposals at the Presidential Primary Election held on Tuesday, August 2, 2016, as appears from the original statement on file in the office of the County Clerk.

In Witness Whereof, We have hereunto set our hands and caused to be affixed the Seal of the Circuit Court for the County of Marquette this 3rd day of August, 2016.

Fran Baldasari Board of County Canvassers'
Doreen Takalo
Barbara L Formine

Attest:

Linda K Talsma
Linda K. Talsma, Marquette County Clerk

SUMMARY REPORT

RUN DATE:08/02/16 10:33 PM

MASON COUNTY
MICHIGAN PRIMARY
AUGUST 2, 2016
STATISTICS

VOTES PERCENT

PRECINCTS COUNTED (OF 25)	25	100.00
REGISTERED VOTERS - TOTAL	22,551	
BALLOTS CAST - TOTAL	4,714	
BALLOTS CAST - REPUBLICAN PARTY	3,819	81.01
BALLOTS CAST - DEMOCRATIC PARTY	742	15.74
BALLOTS CAST - NONPARTISAN	153	3.25
BALLOTS CAST - CROSSOVER	111	2.35
VOTER TURNOUT - TOTAL		20.90

RECEIVED/FILED
MICHIGAN SECRETARY OF STATE
2016 AUG -5 AM 11:15
ELECTIONS/GREAT SEAL

SUMMARY REPORT

RUN DATE:08/02/16 10:33 PM

MASON COUNTY
MICHIGAN PRIMARY
AUGUST 2, 2016
DEMOCRATIC PARTY

	VOTES	PERCENT
REPRESENTATIVE IN CONGRESS 1ST DISTRICT		
Vote for not more than 1		
Jerry Cannon	79	34.65
Lon Johnson.	149	65.35
WRITE-IN.	0	
REPRESENTATIVE IN CONGRESS 2ND DISTRICT		
Vote for not more than 1		
Dennis B. Murphy	475	99.79
WRITE-IN.	1	.21
REPRESENTATIVE IN STATE LEGISLATURE 101ST DISTRICT		
Vote for not more than 1		
Dan Scripps.	696	99.57
WRITE-IN.	3	.43
PROSECUTING ATTORNEY MASON COUNTY		
Vote for not more than 1		
Paul R. Spaniola	632	99.84
WRITE-IN.	1	.16
SHERIFF MASON COUNTY		
Vote for not more than 1		
WRITE-IN.	77	100.00
CLERK MASON COUNTY		
Vote for not more than 1		
WRITE-IN.	58	100.00
TREASURER MASON COUNTY		
Vote for not more than 1		
WRITE-IN.	58	100.00
REGISTER OF DEEDS MASON COUNTY		
Vote for not more than 1		
WRITE-IN.	56	100.00
DRAIN COMMISSIONER MASON COUNTY		
Vote for not more than 1		
WRITE-IN.	56	100.00
SURVEYOR MASON COUNTY		
Vote for not more than 1		
WRITE-IN.	56	100.00
COUNTY COMMISSIONER 1ST DISTRICT		
Vote for not more than 1		
WRITE-IN.	11	100.00

	VOTES	PERCENT
COUNTY COMMISSIONER 2ND DISTRICT		
Vote for not more than 1		
WRITE-IN.	10	100.00
COUNTY COMMISSIONER 3RD DISTRICT		
Vote for not more than 1		
WRITE-IN.	7	100.00
COUNTY COMMISSIONER 4TH DISTRICT		
Vote for not more than 1		
WRITE-IN.	6	100.00
COUNTY COMMISSIONER 5TH DISTRICT		
Vote for not more than 1		
WRITE-IN.	3	100.00
COUNTY COMMISSIONER 6TH DISTRICT		
Vote for not more than 1		
WRITE-IN.	10	100.00
COUNTY COMMISSIONER 7TH DISTRICT		
Vote for not more than 1		
WRITE-IN.	7	100.00
SUPERVISOR AMBER TOWNSHIP		
Vote for not more than 1		
WRITE-IN.	2	100.00
SUPERVISOR BRANCH TOWNSHIP		
Vote for not more than 1		
Michael D. Shoup	26	100.00
WRITE-IN.	0	
SUPERVISOR CUSTER TOWNSHIP		
Vote for not more than 1		
WRITE-IN.	0	
SUPERVISOR EDEN TOWNSHIP		
Vote for not more than 1		
Roger L. Nash	13	100.00
WRITE-IN.	0	
SUPERVISOR FREE SOIL TOWNSHIP		
Vote for not more than 1		
Gregg C. Surma.	30	100.00
WRITE-IN.	0	

SUMMARY REPORT

RUN DATE:08/02/16 10:33 PM

MASON COUNTY
MICHIGAN PRIMARY
AUGUST 2, 2016
REPUBLICAN PARTY

VOTES PERCENT

REPRESENTATIVE IN CONGRESS 1ST DISTRICT

Vote for not more than 1		
Jason Allen.	214	25.24
Jack Bergman	395	46.58
Tom Casperson	237	27.95
WRITE-IN.	2	.24

REPRESENTATIVE IN CONGRESS 2ND DISTRICT

Vote for not more than 1		
Bill Huizenga	2,324	99.40
WRITE-IN.	14	.60

REPRESENTATIVE IN STATE LEGISLATURE 101ST DISTRICT

Vote for not more than 1		
Cary Urka	302	8.26
Curt VanderWall	3,057	83.64
Mark Walter.	294	8.04
WRITE-IN.	2	.05

PROSECUTING ATTORNEY MASON COUNTY

Vote for not more than 1		
WRITE-IN.	116	100.00

SHERIFF MASON COUNTY

Vote for not more than 1		
Kim C. Cole.	3,298	99.70
WRITE-IN.	10	.30

CLERK MASON COUNTY

Vote for not more than 1		
Mary B. Alway	1,014	27.35
Cheryl Kelly	2,690	72.55
WRITE-IN.	4	.11

TREASURER MASON COUNTY

Vote for not more than 1		
Andrew R. Kmetz IV	2,850	99.72
WRITE-IN.	8	.28

REGISTER OF DEEDS MASON COUNTY

Vote for not more than 1		
Diane L. Englebrecht.	2,946	99.59
WRITE-IN.	12	.41

DRAIN COMMISSIONER MASON COUNTY

Vote for not more than 1		
Jim Riffle	3,072	99.74
WRITE-IN.	8	.26

VOTES PERCENT

SURVEYOR MASON COUNTY

Vote for not more than 1		
Rex Pope.	1,607	52.11
John C. Schulke	1,470	47.67
WRITE-IN.	7	.23

COUNTY COMMISSIONER 1ST DISTRICT

Vote for not more than 1		
Wally Taranko	456	99.78
WRITE-IN.	1	.22

COUNTY COMMISSIONER 2ND DISTRICT

Vote for not more than 1		
Bill Carpenter.	306	99.03
WRITE-IN.	3	.97

COUNTY COMMISSIONER 3RD DISTRICT

Vote for not more than 1		
Charles Lange	464	99.15
WRITE-IN.	4	.85

COUNTY COMMISSIONER 4TH DISTRICT

Vote for not more than 1		
Jennifer L. Doggett	89	14.10
Jordan Martz	104	16.48
Lewis G. Squires	437	69.26
WRITE-IN.	1	.16

COUNTY COMMISSIONER 5TH DISTRICT

Vote for not more than 1		
Steven K. Hull.	482	99.79
WRITE-IN.	1	.21

COUNTY COMMISSIONER 6TH DISTRICT

Vote for not more than 1		
Janet S. Andersen.	367	99.19
WRITE-IN.	3	.81

COUNTY COMMISSIONER 7TH DISTRICT

Vote for not more than 1		
Thomas M. Posma	409	99.27
WRITE-IN.	3	.73

SUPERVISOR AMBER TOWNSHIP

Vote for not more than 1		
James F. Gallie	271	100.00
WRITE-IN.	0	

NUMBERED KEY CANVASS

RUN DATE:08/02/16 10:40 PM

MASON COUNTY
MICHIGAN PRIMARY
AUGUST 2, 2016
STATISTICS

REPORT-EL52 PAGE 0001

	TOTAL PERCENT			TOTAL PERCENT			
01 = REGISTERED VOTERS - TOTAL	22,551		05 = BALLOTS CAST - NONPARTISAN	153	3.25		
02 = BALLOTS CAST - TOTAL	4,714		06 = BALLOTS CAST - CROSSOVER	111	2.35		
03 = BALLOTS CAST - REPUBLICAN PARTY	3,819	81.01	07 = VOTER TURNOUT - TOTAL		20.90		
04 = BALLOTS CAST - DEMOCRATIC PARTY	742	15.74					
	01	02	03	04	05	06	07
0001 City of Ludington, Pct 1	998	266	206	45	15	8	26.65
0002 City of Ludington, Pct 2	1000	225	180	35	10	8	22.50
0003 City of Ludington, Pct 3	1062	228	164	55	9	6	21.47
0004 City of Ludington, Pct 4	970	139	95	37	7	4	14.33
0005 City of Ludington, Pct 5	953	227	170	44	13	8	23.82
0006 City of Ludington, Pct 6	964	168	132	30	6	3	17.43
0007 City of Scottville, Pct 1	477	83	69	11	3	2	17.40
0008 City of Scottville, Pct 2	474	77	57	15	5	5	16.24
0009 Amber Township, Pct 1	2000	390	360	25	5	5	19.50
0010 Branch Township, Pct 1	978	149	116	29	4	2	15.24
0011 Custer Township, Pct1	989	260	240	14	6	5	26.29
0012 Eden Township, Pct 1	402	84	64	14	6	5	20.90
0013 Free Soil Township	677	145	94	43	8	4	21.42
0014 Grant Township	810	157	102	48	7	7	19.38
0015 Hamlin Township Pct 1	1139	241	197	42	2	2	21.16
0016 Hamlin Township Pct 2A & 2B	1950	354	314	36	4	3	18.15
0017 Logan Township, Pct 1	254	52	44	8	0	0	20.47
0018 Meade Township, Pct 1	129	29	24	2	3	3	22.48
0019 PM Charter Pct 1	556	168	141	18	9	9	30.22
0020 PM Charter Pct 2	1329	348	292	45	11	10	26.19
0021 Riverton Township	877	190	169	18	3	2	21.66
0022 Sheridan Township Pct 1A & 1B	758	156	106	45	5	2	20.58
0023 Sherman Township	872	172	139	30	3	1	19.72
0024 Summit Township, Pct 1	831	189	160	27	2	1	22.74
0025 Victory Township, Pct 1	1102	217	184	26	7	6	19.69

NUMBERED KEY CANVASS

RUN DATE:08/02/16 10:40 PM

MASON COUNTY
MICHIGAN PRIMARY
AUGUST 2, 2016
REPUBLICAN PARTY

REPORT-EL52 PAGE 0002

	VOTES	PERCENT		VOTES	PERCENT
REPRESENTATIVE IN CONGRESS 1ST DISTRICT					
Vote for not more than 1					
01 = Jason Allen	214	25.24	03 = Tom Casperson	237	27.95
02 = Jack Bergman	395	46.58	04 = WRITE-IN	2	.24
	01	02	03	04	
0013 Free Soil Township	21	45	19	0	
0014 Grant Township	21	53	19	0	
0015 Hamlin Township Pct 1	46	73	53	1	
0016 Hamlin Township Pct 2A & 2B	21	47	29	0	
0018 Meade Township, Pct 1	7	9	7	0	
0022 Sheridan Township Pct 1A & 1B	30	40	22	1	
0023 Sherman Township	30	59	32	0	
0025 Victory Township, Pct 1	38	69	56	0	

NUMBERED KEY CANVASS

RUN DATE:08/02/16 10:40 PM

MASON COUNTY
MICHIGAN PRIMARY
AUGUST 2, 2016
DEMOCRATIC PARTY

REPORT-EL52 PAGE 0104

REPRESENTATIVE IN CONGRESS 1ST DISTRICT

VOTES PERCENT

VOTES PERCENT

Vote for not more than 1

01 = Jerry Cannon

02 = Lon Johnson

79 34.65

149 65.35

03 = WRITE-IN

0

	01	02	03
0013 Free Soil Township	22	19	0
0014 Grant Township	15	26	0
0015 Hamlin Township Pct 1	11	31	0
0016 Hamlin Township Pct 2A & 2B	0	7	0
0018 Meade Township, Pct 1	1	1	0
0022 Sheridan Township Pct 1A & 1B	14	26	0
0023 Sherman Township	12	17	0
0025 Victory Township, Pct 1	4	22	0

NUMBERED KEY CANVASS

RUN DATE:08/02/16 10:40 PM

MASON COUNTY
MICHIGAN PRIMARY
AUGUST 2, 2016
REPUBLICAN PARTY

REPORT-EL52

PAGE 0003

REPRESENTATIVE IN CONGRESS 2ND DISTRICT

	VOTES	PERCENT
Vote for not more than 1		
01 = Bill Huizenga	2,324	99.40
02 = WRITE-IN	14	.60

	01	02
0001 City of Ludington, Pct 1	172	2
0002 City of Ludington, Pct 2	151	0
0003 City of Ludington, Pct 3	135	0
0004 City of Ludington, Pct 4	77	1
0005 City of Ludington, Pct 5	139	3
0006 City of Ludington, Pct 6	101	1
0007 City of Scottville, Pct 1	60	0
0008 City of Scottville, Pct 2	44	0
0009 Amber Township, Pct 1	273	0
0010 Branch Township, Pct 1	81	1
0011 Custer Township, Pct1	190	0
0012 Eden Township, Pct 1	52	1
0016 Hamlin Township Pct 2A & 2B	157	1
0017 Logan Township, Pct 1	40	0
0019 PM Charter Pct 1	125	1
0020 PM Charter Pct 2	253	3
0021 Riverton Township	143	0
0024 Summit Township, Pct 1	131	0

NUMBERED KEY CANVASS

RUN DATE:08/02/16 10:40 PM

MASON COUNTY
MICHIGAN PRIMARY
AUGUST 2, 2016
DEMOCRATIC PARTY

REPORT-EL52

PAGE 0105

VOTES PERCENT

REPRESENTATIVE IN CONGRESS 2ND DISTRICT

Vote for not more than 1

01 = Dennis B. Murphy

02 = WRITE-IN

475 99.79
1 .21

	01	02
0001 City of Ludington, Pct 1	43	1
0002 City of Ludington, Pct 2	33	0
0003 City of Ludington, Pct 3	54	0
0004 City of Ludington, Pct 4	36	0
0005 City of Ludington, Pct 5	41	0
0006 City of Ludington, Pct 6	27	0
0007 City of Scottville, Pct 1	10	0
0008 City of Scottville, Pct 2	14	0
0009 Amber Township, Pct 1	24	0
0010 Branch Township, Pct 1	28	0
0011 Custer Township, Pct1	14	0
0012 Eden Township, Pct 1	11	0
0016 Hamlin Township Pct 2A & 2B	28	0
0017 Logan Township, Pct 1	8	0
0019 PM Charter Pct 1	18	0
0020 PM Charter Pct 2	42	0
0021 Riverton Township	18	0
0024 Summit Township, Pct 1	26	0

NUMBERED KEY CANVASS

RUN DATE:08/02/16 10:40 PM

MASON COUNTY
MICHIGAN PRIMARY
AUGUST 2, 2016
REPUBLICAN PARTY

REPORT-EL52 PAGE 0004

					VOTES	PERCENT						VOTES	PERCENT
REPRESENTATIVE IN STATE LEGISLATURE 101ST DISTRICT													
Vote for not more than 1													
01 = Cary Urka					302	8.26	03 = Mark Walter					294	8.04
02 = Curt VanderWall					3,057	83.64	04 = WRITE-IN					2	.05

					01	02	03	04					

0001 City of Ludington, Pct 1					16	173	11	0					
0002 City of Ludington, Pct 2					10	151	16	0					
0003 City of Ludington, Pct 3					11	140	6	0					
0004 City of Ludington, Pct 4					6	80	5	0					
0005 City of Ludington, Pct 5					16	130	18	1					
0006 City of Ludington, Pct 6					13	99	12	0					
0007 City of Scottville, Pct 1					1	62	6	0					
0008 City of Scottville, Pct 2					3	45	9	0					
0009 Amber Township, Pct 1					33	282	23	1					
0010 Branch Township, Pct 1					4	97	8	0					
0011 Custer Township, Pct1					16	203	10	0					
0012 Eden Township, Pct 1					2	52	6	0					
0013 Free Soil Township					17	60	12	0					
0014 Grant Township					16	66	9	0					
0015 Hamlin Township Pct 1					23	144	23	0					
0016 Hamlin Township Pct 2A & 2B					25	255	21	0					
0017 Logan Township, Pct 1					4	38	1	0					
0018 Meade Township, Pct 1					4	18	0	0					
0019 PM Charter Pct 1					9	124	6	0					
0020 PM Charter Pct 2					10	249	27	0					
0021 Riverton Township					10	137	17	0					
0022 Sheridan Township Pct 1A & 1B					13	85	3	0					
0023 Sherman Township					7	108	13	0					
0024 Summit Township, Pct 1					19	111	19	0					
0025 Victory Township, Pct 1					14	148	13	0					

NUMBERED KEY CANVASS

RUN DATE:08/02/16 10:40 PM

MASON COUNTY
MICHIGAN PRIMARY
AUGUST 2, 2016
DEMOCRATIC PARTY

REPORT-EL52

PAGE 0106

REPRESENTATIVE IN STATE LEGISLATURE 101ST DISTRICT

	VOTES	PERCENT
Vote for not more than 1		
01 = Dan Scripps	696	99.57
02 = WRITE-IN	3	.43

	01	02
0001 City of Ludington, Pct 1	44	0
0002 City of Ludington, Pct 2	34	0
0003 City of Ludington, Pct 3	55	0
0004 City of Ludington, Pct 4	37	0
0005 City of Ludington, Pct 5	43	0
0006 City of Ludington, Pct 6	29	0
0007 City of Scottville, Pct 1	11	0
0008 City of Scottville, Pct 2	15	0
0009 Amber Township, Pct 1	24	1
0010 Branch Township, Pct 1	27	1
0011 Custer Township, Pct1	14	0
0012 Eden Township, Pct 1	11	0
0013 Free Soil Township	40	0
0014 Grant Township	39	0
0015 Hamlin Township Pct 1	41	0
0016 Hamlin Township Pct 2A & 2B	36	0
0017 Logan Township, Pct 1	7	0
0018 Meade Township, Pct 1	1	0
0019 PM Charter Pct 1	18	0
0020 PM Charter Pct 2	44	0
0021 Riverton Township	18	0
0022 Sheridan Township Pct 1A & 1B	37	1
0023 Sherman Township	22	0
0024 Summit Township, Pct 1	26	0
0025 Victory Township, Pct 1	23	0

Statement of Vote
MECOSTA
0816_Primary_E
8/5/2016

Republican Representative in Congress

	Registered	Turnout	Percent	1	2
Aetna Township Precinct 1	1,516	231	15.24%	157	1
Election Day		231	15.24%	157	1
Election Day Manual Entry		0	0.00%	0	0
Austin Township Precinct 1	976	181	18.55%	117	0
Election Day		181	18.55%	117	0
Election Day Manual Entry		0	0.00%	0	0
Big Rapids Charter Township P	2,320	509	21.94%	306	2
Election Day		509	21.94%	306	2
Election Day Manual Entry		0	0.00%	0	0
Big Rapids Charter Township P	334	92	27.54%	68	1
Election Day		92	27.54%	68	1
Election Day Manual Entry		0	0.00%	0	0
Chippewa Township Precinct 1	861	202	23.46%	131	0
Election Day		202	23.46%	131	0
Election Day Manual Entry		0	0.00%	0	0
City of Big Rapids Precinct 1	1,276	181	14.18%	118	0
Election Day		181	14.18%	118	0
Election Day Manual Entry		0	0.00%	0	0
City of Big Rapids Precinct 2	1,504	270	17.95%	144	0
Election Day		270	17.95%	144	0
Election Day Manual Entry		0	0.00%	0	0
City of Big Rapids Precinct 3	1,347	132	9.80%	92	0
Election Day		132	9.80%	92	0
Election Day Manual Entry		0	0.00%	0	0
Colfax Township Precinct 1	1,633	365	22.35%	259	0
Election Day		365	22.35%	259	0
Election Day Manual Entry		0	0.00%	0	0
Deerfield Township Precinct 1	1,043	167	16.01%	112	1
Election Day		167	16.01%	112	1
Election Day Manual Entry		0	0.00%	0	0
Fork Township Precinct 1	1,228	265	21.58%	155	2
Election Day		265	21.58%	155	2
Election Day Manual Entry		0	0.00%	0	0
Grant Township Precinct 1	555	110	19.82%	74	0
Election Day		110	19.82%	74	0
Election Day Manual Entry		0	0.00%	0	0
Green Charter Township Precinct	2,373	546	23.01%	389	1
Election Day		546	23.01%	389	1
Election Day Manual Entry		0	0.00%	0	0
Hinton Township Precinct 1	755	130	17.22%	97	0
Election Day		130	17.22%	97	0
Election Day Manual Entry		0	0.00%	0	0
Martiny Township Precinct 1	1,246	223	17.90%	147	0
Election Day		223	17.90%	147	0
Election Day Manual Entry		0	0.00%	0	0

ALL INFORMATION CONTAINED
HEREIN IS UNCLASSIFIED
DATE 10/19/01 BY SP4/BJD/STP

Statement of Vote
MECOSTA
0816_Primary_E
8/5/2016

Republican Representative in Congress

	Registered	Turnout	Percent	1	2
Mecosta Township Precinct 1	1,936	472	24.38%	313	1
Election Day		472	24.38%	313	1
Election Day Manual Entry		0	0.00%	0	0
Millbrook Township Precinct 1	703	118	16.79%	80	1
Election Day		118	16.79%	80	1
Election Day Manual Entry		0	0.00%	0	0
Morton Township Precinct 1	1,877	521	27.76%	284	2
Election Day		204	10.87%	121	1
Election Day Manual Entry		0	0.00%	0	0
AV Voting Location		317	16.89%	163	1
Morton Township Precinct 2	1,644	484	29.44%	316	1
Election Day		204	12.41%	134	1
Election Day Manual Entry		0	0.00%	0	0
AV Voting Location		280	17.03%	182	0
Sheridan Township Precinct 1	1,019	151	14.82%	97	0
Election Day		151	14.82%	97	0
Election Day Manual Entry		0	0.00%	0	0
Wheatland Township Precinct 1	1,001	225	22.48%	114	0
Election Day		225	22.48%	114	0
Election Day Manual Entry		0	0.00%	0	0
	27,147	5,575	20.54%	3,570	13

Candidates

- 1 John Moolenaar
- 2 Write-In

Statement of Vote
MECOSTA
0816_Primary_E
8/5/2016

Democratic Representative in Congress

	Registered	Turnout	Percent	1
Aetna Township Precinct 1	1,516	231	15.24%	10
Election Day		231	15.24%	10
Election Day Manual Entry		0	0.00%	0
Austin Township Precinct 1	976	181	18.55%	5
Election Day		181	18.55%	5
Election Day Manual Entry		0	0.00%	0
Big Rapids Charter Township P	2,320	509	21.94%	23
Election Day		509	21.94%	23
Election Day Manual Entry		0	0.00%	0
Big Rapids Charter Township P	334	92	27.54%	2
Election Day		92	27.54%	2
Election Day Manual Entry		0	0.00%	0
Chippewa Township Precinct 1	861	202	23.46%	8
Election Day		202	23.46%	8
Election Day Manual Entry		0	0.00%	0
City of Big Rapids Precinct 1	1,276	181	14.18%	16
Election Day		181	14.18%	16
Election Day Manual Entry		0	0.00%	0
City of Big Rapids Precinct 2	1,504	270	17.95%	31
Election Day		270	17.95%	31
Election Day Manual Entry		0	0.00%	0
City of Big Rapids Precinct 3	1,347	132	9.80%	11
Election Day		132	9.80%	11
Election Day Manual Entry		0	0.00%	0
Colfax Township Precinct 1	1,633	365	22.35%	13
Election Day		365	22.35%	13
Election Day Manual Entry		0	0.00%	0
Deerfield Township Precinct 1	1,043	167	16.01%	9
Election Day		167	16.01%	9
Election Day Manual Entry		0	0.00%	0
Fork Township Precinct 1	1,228	265	21.58%	7
Election Day		265	21.58%	7
Election Day Manual Entry		0	0.00%	0
Grant Township Precinct 1	555	110	19.82%	5
Election Day		110	19.82%	5
Election Day Manual Entry		0	0.00%	0
Green Charter Township Precin	2,373	546	23.01%	15
Election Day		546	23.01%	15
Election Day Manual Entry		0	0.00%	0
Hinton Township Precinct 1	755	130	17.22%	2
Election Day		130	17.22%	2
Election Day Manual Entry		0	0.00%	0
Martiny Township Precinct 1	1,246	223	17.90%	18
Election Day		223	17.90%	18
Election Day Manual Entry		0	0.00%	0

Statement of Vote
MECOSTA
0816_Primary_E
8/5/2016

Democratic Representative in Congress

	Registered	Turnout	Percent	1
Mecosta Township Precinct 1	1,936	472	24.38%	17
Election Day		472	24.38%	17
Election Day Manual Entry		0	0.00%	0
Millbrook Township Precinct 1	703	118	16.79%	6
Election Day		118	16.79%	6
Election Day Manual Entry		0	0.00%	0
Morton Township Precinct 1	1,877	521	27.76%	22
Election Day		204	10.87%	16
Election Day Manual Entry		0	0.00%	0
AV Voting Location		317	16.89%	6
Morton Township Precinct 2	1,644	484	29.44%	17
Election Day		204	12.41%	16
Election Day Manual Entry		0	0.00%	0
AV Voting Location		280	17.03%	1
Sheridan Township Precinct 1	1,019	151	14.82%	6
Election Day		151	14.82%	6
Election Day Manual Entry		0	0.00%	0
Wheatland Township Precinct 1	1,001	225	22.48%	18
Election Day		225	22.48%	18
Election Day Manual Entry		0	0.00%	0
	27,147	5,575	20.54%	261

Candidates

1 Write-In

Statement of Vote
MECOSTA
0816_Primary_E
8/5/2016

Republican 102nd District State Representative

	Registered	Turnout	Percent	1	2	3	4	5
Aetna Township Precinct 1	1,516	231	15.24%	54	38	24	55	0
Election Day		231	15.24%	54	38	24	55	0
Election Day Manual Entry		0	0.00%	0	0	0	0	0
Austin Township Precinct 1	976	181	18.55%	33	40	41	14	0
Election Day		181	18.55%	33	40	41	14	0
Election Day Manual Entry		0	0.00%	0	0	0	0	0
Big Rapids Charter Township P	2,320	509	21.94%	51	63	174	93	1
Election Day		509	21.94%	51	63	174	93	1
Election Day Manual Entry		0	0.00%	0	0	0	0	0
Big Rapids Charter Township P	334	92	27.54%	4	12	49	12	0
Election Day		92	27.54%	4	12	49	12	0
Election Day Manual Entry		0	0.00%	0	0	0	0	0
Chippewa Township Precinct 1	861	202	23.46%	25	33	34	51	0
Election Day		202	23.46%	25	33	34	51	0
Election Day Manual Entry		0	0.00%	0	0	0	0	0
City of Big Rapids Precinct 1	1,276	181	14.18%	20	26	60	23	0
Election Day		181	14.18%	20	26	60	23	0
Election Day Manual Entry		0	0.00%	0	0	0	0	0
City of Big Rapids Precinct 2	1,504	270	17.95%	12	32	82	38	0
Election Day		270	17.95%	12	32	82	38	0
Election Day Manual Entry		0	0.00%	0	0	0	0	0
City of Big Rapids Precinct 3	1,347	132	9.80%	24	17	37	26	0
Election Day		132	9.80%	24	17	37	26	0
Election Day Manual Entry		0	0.00%	0	0	0	0	0
Colfax Township Precinct 1	1,633	365	22.35%	64	65	100	62	0
Election Day		365	22.35%	64	65	100	62	0
Election Day Manual Entry		0	0.00%	0	0	0	0	0
Deerfield Township Precinct 1	1,043	167	16.01%	44	29	35	20	0
Election Day		167	16.01%	44	29	35	20	0
Election Day Manual Entry		0	0.00%	0	0	0	0	0
Fork Township Precinct 1	1,228	265	21.58%	66	38	36	30	1
Election Day		265	21.58%	66	38	36	30	1
Election Day Manual Entry		0	0.00%	0	0	0	0	0
Grant Township Precinct 1	555	110	19.82%	36	10	32	19	0
Election Day		110	19.82%	36	10	32	19	0
Election Day Manual Entry		0	0.00%	0	0	0	0	0
Green Charter Township Precin	2,373	546	23.01%	124	74	147	95	1
Election Day		546	23.01%	124	74	147	95	1
Election Day Manual Entry		0	0.00%	0	0	0	0	0
Hinton Township Precinct 1	755	130	17.22%	34	21	31	16	0
Election Day		130	17.22%	34	21	31	16	0
Election Day Manual Entry		0	0.00%	0	0	0	0	0
Martiny Township Precinct 1	1,246	223	17.90%	36	30	73	26	1
Election Day		223	17.90%	36	30	73	26	1
Election Day Manual Entry		0	0.00%	0	0	0	0	0

Statement of Vote
MECOSTA
0816_Primary_E
8/5/2016

Republican 102nd District State Representative

	Registered	Turnout	Percent	1	2	3	4	5
Mecosta Township Precinct 1	1,936	472	24.38%	69	91	134	60	1
Election Day		472	24.38%	69	91	134	60	1
Election Day Manual Entry		0	0.00%	0	0	0	0	0
Millbrook Township Precinct 1	703	118	16.79%	34	21	21	12	0
Election Day		118	16.79%	34	21	21	12	0
Election Day Manual Entry		0	0.00%	0	0	0	0	0
Morton Township Precinct 1	1,877	521	27.76%	81	108	76	42	1
Election Day		204	10.87%	34	55	34	13	0
Election Day Manual Entry		0	0.00%	0	0	0	0	0
AV Voting Location		317	16.89%	47	53	42	29	1
Morton Township Precinct 2	1,644	484	29.44%	86	103	97	31	0
Election Day		204	12.41%	31	55	44	10	0
Election Day Manual Entry		0	0.00%	0	0	0	0	0
AV Voting Location		280	17.03%	55	48	53	21	0
Sheridan Township Precinct 1	1,019	151	14.82%	44	27	19	12	0
Election Day		151	14.82%	44	27	19	12	0
Election Day Manual Entry		0	0.00%	0	0	0	0	0
Wheatland Township Precinct 1	1,001	225	22.48%	51	32	26	15	0
Election Day		225	22.48%	51	32	26	15	0
Election Day Manual Entry		0	0.00%	0	0	0	0	0
	27,147	5,575	20.54%	992	910	1,328	752	6

Candidates

- 1 Jason Briscoe
- 2 Michele Hoitenga
- 3 Ormand Hook
- 4 Morris Langworthy Jr
- 5 Write-In

Statement of Vote
MECOSTA
0816_Primary_E
8/5/2016

Democratic 102nd District State Representative

	Registered	Turnout	Percent	1	2
Aetna Township Precinct 1	1,516	231	15.24%	32	1
Election Day		231	15.24%	32	1
Election Day Manual Entry		0	0.00%	0	0
Austin Township Precinct 1	976	181	18.55%	27	0
Election Day		181	18.55%	27	0
Election Day Manual Entry		0	0.00%	0	0
Big Rapids Charter Township P	2,320	509	21.94%	70	1
Election Day		509	21.94%	70	1
Election Day Manual Entry		0	0.00%	0	0
Big Rapids Charter Township P	334	92	27.54%	8	0
Election Day		92	27.54%	8	0
Election Day Manual Entry		0	0.00%	0	0
Chippewa Township Precinct 1	861	202	23.46%	26	0
Election Day		202	23.46%	26	0
Election Day Manual Entry		0	0.00%	0	0
City of Big Rapids Precinct 1	1,276	181	14.18%	31	0
Election Day		181	14.18%	31	0
Election Day Manual Entry		0	0.00%	0	0
City of Big Rapids Precinct 2	1,504	270	17.95%	77	1
Election Day		270	17.95%	77	1
Election Day Manual Entry		0	0.00%	0	0
City of Big Rapids Precinct 3	1,347	132	9.80%	21	0
Election Day		132	9.80%	21	0
Election Day Manual Entry		0	0.00%	0	0
Colfax Township Precinct 1	1,633	365	22.35%	35	0
Election Day		365	22.35%	35	0
Election Day Manual Entry		0	0.00%	0	0
Deerfield Township Precinct 1	1,043	167	16.01%	19	0
Election Day		167	16.01%	19	0
Election Day Manual Entry		0	0.00%	0	0
Fork Township Precinct 1	1,228	265	21.58%	34	0
Election Day		265	21.58%	34	0
Election Day Manual Entry		0	0.00%	0	0
Grant Township Precinct 1	555	110	19.82%	8	1
Election Day		110	19.82%	8	1
Election Day Manual Entry		0	0.00%	0	0
Green Charter Township Precin	2,373	546	23.01%	56	0
Election Day		546	23.01%	56	0
Election Day Manual Entry		0	0.00%	0	0
Hinton Township Precinct 1	755	130	17.22%	10	0
Election Day		130	17.22%	10	0
Election Day Manual Entry		0	0.00%	0	0
Martiny Township Precinct 1	1,246	223	17.90%	36	0
Election Day		223	17.90%	36	0
Election Day Manual Entry		0	0.00%	0	0

Statement of Vote
MECOSTA
0816_Primary_E
8/5/2016

Democratic 102nd District State Representative

	Registered	Turnout	Percent	1	2
Mecosta Township Precinct 1	1,936	472	24.38%	49	0
Election Day		472	24.38%	49	0
Election Day Manual Entry		0	0.00%	0	0
Millbrook Township Precinct 1	703	118	16.79%	17	0
Election Day		118	16.79%	17	0
Election Day Manual Entry		0	0.00%	0	0
Morton Township Precinct 1	1,877	521	27.76%	87	0
Election Day		204	10.87%	43	0
Election Day Manual Entry		0	0.00%	0	0
AV Voting Location		317	16.89%	44	0
Morton Township Precinct 2	1,644	484	29.44%	58	0
Election Day		204	12.41%	37	0
Election Day Manual Entry		0	0.00%	0	0
AV Voting Location		280	17.03%	21	0
Sheridan Township Precinct 1	1,019	151	14.82%	26	0
Election Day		151	14.82%	26	0
Election Day Manual Entry		0	0.00%	0	0
Wheatland Township Precinct 1	1,001	225	22.48%	53	0
Election Day		225	22.48%	53	0
Election Day Manual Entry		0	0.00%	0	0
	27,147	5,575	20.54%	780	4

Candidates

- 1 Douglas Gabert
- 2 Write-In

2016 AUG -9 AM 10:49
ELECTORAL DIVISION

STATEMENT OF VOTES, PRIMARY ELECTION, TUESDAY, AUGUST 2, 2016

				REPRESENTATIVE IN CONGRESS 1ST DISTRICT									REPRESENTATIVE IN STATE LEGISLATURE 108TH DISTRICT								
NAMES OF TOWNSHIPS AND ELECTION DISTRICTS		REG VOTERS RD	POL BOOK	JASON ALLEN REPUBLICAN	JACK BERGMAN REPUBLICAN	TOM CASPERSON REPUBLICAN	WRITE-IN REPUBLICAN	JERRY CANNON DEMOCRATIC	LON JOHNSON DEMOCRATIC	WRITE-IN DEMOCRATIC	TOTALS	ALAN ARCAD REPUBLICAN	BEAU MATTHEW LAFAYE REPUBLICAN	DARRYL SHANN REPUBLICAN	WRITE-IN REPUBLICAN	SCOTT A. CELELLO DEMOCRATIC	DANA DZIEDZIC DEMOCRATIC	WRITE-IN DEMOCRATIC	TOTALS		
MENOMINEE	55																				
CITY OF MENOMINEE																					
1	5201001	1508	135	4	17	36	0	16	48	1	122	22	27	5	0	30	36	0	120		
2	5202001	1631	200	12	11	50	0	27	75	0	175	14	39	18	0	56	47	0	174		
3	5203001	1715	180	8	16	62	0	13	60	0	159	22	36	24	0	40	36	0	158		
4	5204001	1790	150	7	17	49	0	18	43	0	134	22	35	13	0	31	34	0	136		
CITY OF STEPHENSON	5400001	619	130	7	10	50	0	9	31	0	107	11	40	12	0	7	43	0	113		
CEDARVILLE TOWNSHIP	0200001	216	47	3	5	23	0	6	9	0	46	12	10	7	0	7	9	0	46		
DAGGETT TOWNSHIP	0400001	514	144	4	10	68	0	15	24	0	121	13	45	14	0	6	41	0	119		
FAITHORN TOWNSHIP	0600001	202	61	6	2	27	0	9	9	0	53	11	18	6	0	8	12	0	55		
GOURLEY TOWNSHIP	0800001	322	72	5	7	40	0	0	12	0	64	10	26	13	0	1	13	0	63		
HARRIS TOWNSHIP	1000001	1467	288	4	13	166	0	14	49	0	246	43	75	51	0	21	52	0	242		
HOLMES TOWNSHIP	1200001	280	64	7	7	22	0	4	14	0	54	10	17	5	0	7	13	0	62		
INGALLSTON TOWNSHIP	1400001	820	136	7	13	69	0	12	23	0	124	21	43	21	0	12	28	0	126		
LAKE TOWNSHIP	1600001	457	124	6	18	64	0	6	17	0	111	23	48	15	0	9	14	0	109		
MELLEN TOWNSHIP	1800001	900	119	5	7	56	0	11	36	0	115	15	33	15	1	10	39	0	113		
MENOMINEE TOWNSHIP																					
1	2000001	1927	232	8	32	78	0	26	57	0	201	21	80	13	0	39	52	0	205		
2	2000002	1298	155	5	16	56	0	21	38	0	136	15	41	14	0	16	48	0	134		
MEYER TOWNSHIP	2200001	774	217	8	20	54	0	24	55	0	161	16	50	8	0	23	80	0	177		
NADEAU TOWNSHIP	2400001	904	221	9	9	107	0	23	43	0	191	26	61	26	0	8	82	0	203		
SPALDING TOWNSHIP	2600001	1183	225	5	15	102	0	10	62	1	195	22	64	32	0	16	67	0	201		
STEPHENSON TOWNSHIP	2800001	470	80	1	7	41	0	13	10	0	72	13	26	7	0	4	24	0	74		
TOTAL		18997	2979	121	252	1220	0	277	715	2	2587	362	814	319	1	351	770	0	2617		

Martin, Michele (MDOS)

From: Marc Kleiman <MKleiman@Menomineeco.com>
Sent: Tuesday, August 09, 2016 10:21 AM
To: Martin, Michele (MDOS)
Subject: FW: Message from KMBT_501
Attachments: SKMBT_50116080909110.pdf

Menominee County.

MENOMINEE COUNTY, MICHIGAN
PRIMARY ELECTION
AUGUST 2, 2016
Republican

PAGE 001.002.01

	REP IN CONGRESS DIST 1			REP IN STATE LEGISLATURE DIST 108					
	R V E O G T I E S R T S E R E D	B C A A L S L T O T S	T P U E R R N C O E U N T T A G E	J A a l s l o e n n	J B a e c r k g m a n	T C o a m s p e r s o n	A A l r a c n a n d	B M L e a a a t F u t a h v e e w	D S a h r a r n y n l
20 PRECINCTS									
0001 Cedarville Township	216	31	14.35	3	5	23	12	10	7
0002 Daggett Township	514	86	16.73	4	10	68	13	45	14
0003 Faithorn Township	202	37	18.32	6	2	27	11	18	6
0004 Gourley Township	322	56	17.39	5	7	40	10	26	13
0005 Harris Township	1467	185	12.61	4	13	166	43	75	51
0006 Holmes Township	280	36	12.86	7	7	22	10	17	5
0007 Ingallston Township	820	89	10.85	7	13	69	21	43	21
0008 Lake Township	457	94	20.57	6	18	64	23	48	15
0009 Mellen Township	900	69	7.67	5	7	56	15	33	15
0010 Menominee Twp Pct 1	1927	122	6.33	8	32	78	21	80	13
0011 Menominee Twp Pct 2	1298	80	6.16	5	16	56	15	41	14
0012 Meyer Township	774	83	10.72	8	20	54	16	50	8
0013 Nadeau Township	904	125	13.83	9	9	107	26	61	26
0014 Spalding Township	1183	125	10.57	5	15	102	22	64	32
0015 Stephenson Township	470	51	10.85	1	7	41	13	26	7
0016 City of Menominee P	1508	58	3.85	4	17	36	22	27	5
0017 City of Menominee P	1631	75	4.60	12	11	50	14	39	18
0018 City of Menominee P	1715	86	5.01	8	16	62	22	36	24
0019 City of Menominee P	1790	73	4.08	7	17	49	22	35	13
0020 City of Stephenson	619	67	10.82	7	10	50	11	40	12
GRAND TOTALS	18997	1628	8.57	121	252	1220	362	814	319

DISTRICT CANVASS

MENOMINEE COUNTY, MICHIGAN
 PRIMARY ELECTION
 AUGUST 2, 2016
 Democratic

PRINTED 08/03/16, 03:28 PM

PAGE 095.100.01

	R V E O G T I E S R T S E R E D	B C A A L S L T O T S	T P U E R R N C O E U N T T A G E	REP IN CONGRESS DIST 1		REP IN STATE LEGISLATURE		PROSEC UTING ATTOR NEY	SHERIF F	CLERK/ REGIST ER OF DEEDS	TREASURER D L i e a s n p e e r a n c e
20 PRECINCTS				J C e a r n r n y o n	L J o o n h n s o n	S A C e o l t e l l o	D D a z n i a e d z i c	W M i e l r l k i e a l m	K M e a n r n k y s	M K a l r e c i m a n	
0001 Cedarville Township	216	16	7.41	6	9	7	9	14	13	15	14
0002 Daggett Township	514	48	9.34	15	24	6	41	39	43	36	36
0003 Faithorn Township	202	23	11.39	9	9	8	12	17	17	19	19
0004 Gourley Township	322	15	4.66	0	12	1	13	10	11	13	11
0005 Harris Township	1467	79	5.39	14	49	21	52	56	66	68	62
0006 Holmes Township	280	20	7.14	4	14	7	13	17	18	18	17
0007 Ingallston Township	820	41	5.00	12	23	12	28	31	36	35	35
0008 Lake Township	457	24	5.25	6	17	9	14	21	23	22	22
0009 Mellen Township	900	49	5.44	11	36	10	39	43	46	45	42
0010 Menominee Twp Pct 1	1927	99	5.14	26	57	39	52	85	98	89	91
0011 Menominee Twp Pct 2	1298	68	5.24	21	38	16	48	54	62	60	62
0012 Meyer Township	774	131	16.93	24	55	23	80	63	77	85	71
0013 Nadeau Township	904	91	10.07	23	43	8	82	54	69	67	61
0014 Spalding Township	1183	88	7.44	10	62	16	67	63	73	76	65
0015 Stephenson Township	470	28	5.96	13	10	4	24	20	26	22	23
0016 City of Menominee P	1508	67	4.44	16	48	30	36	58	60	57	61
0017 City of Menominee P	1631	110	6.74	27	75	56	47	98	99	101	98
0018 City of Menominee P	1715	83	4.84	13	60	40	36	73	76	76	73
0019 City of Menominee P	1790	69	3.85	18	43	31	34	58	63	61	63
0020 City of Stephenson	619	55	8.89	9	31	7	43	45	53	46	47
GRAND TOTALS	18997	1204	6.34	277	715	351	770	919	1029	1011	973

NOTED/FILED
 2016 AUG - 3 AM 10:37
 ELECTIONS/DEPT OF STATE
 ELECTIONS/DEPT SEAL

Midland_August2016_E

August 2, 2016

Summary Report

MI County

Recanvassed Final Results

2016-08-02 PM 4:55

Registration & Turnout	64,750	Voters	REP - Sheriff	49/49	100.00%
Election Day MPR Turnout	7,387	11.41%	Under Votes: 601		
Manual Entry Election Day Turnout	8	0.01%	Over Votes: 1		
County Clerk Turnout	0	0.00%	Scott Stephenson	4,032	99.73%
AV Voting Locations Turnout	0	0.00%	Write-In	11	0.27%
Total ...	7,395	11.42%	Total ...	4,043	100.00%
REP - US Rep in Congress 4th District	49/49	100.00%	REP - County Clerk	49/49	100.00%
Under Votes: 524			Under Votes: 4358		
Over Votes: 4			Over Votes: 0		
John Moolenaar	4,088	99.30%	Write-In	284	100.00%
Write-In	29	0.70%	Total ...	284	100.00%
Total ...	4,117	100.00%	REP - County Treasurer	49/49	100.00%
REP - Rep in Congress 5th District	1/1	100.00%	Under Votes: 842		
Under Votes: 0			Over Votes: 2		
Over Votes: 0			Catherine L. Lunsford	3,787	99.68%
Al Hardwick	1	100.00%	Write-In	12	0.32%
Write-In	0	0.00%	Total ...	3,799	100.00%
Total ...	1	100.00%	REP - Register of Deeds	49/49	100.00%
REP - 98th State Representative District	38/38	100.00%	Under Votes: 844		
Under Votes: 490			Over Votes: 4		
Over Votes: 1			Julie K. Atkinson	3,788	99.82%
Gary Glenn	2,590	99.12%	Write-In	7	0.18%
Write-In	23	0.88%	Total ...	3,795	100.00%
Total ...	2,613	100.00%	REP - Drain Commissioner	49/49	100.00%
REP - 99th State Representative District	12/12	100.00%	Under Votes: 840		
Under Votes: 201			Over Votes: 1		
Over Votes: 2			Douglas Enos	3,793	99.71%
Roger Hauck	948	70.85%	Write-In	11	0.29%
Robin Stressman	388	29.00%	Total ...	3,804	100.00%
Write-In	2	0.15%	REP - County Commissioner District 1	8/8	100.00%
Total ...	1,338	100.00%	Under Votes: 90		
REP - Prosecuting Attorney	49/49	100.00%	Over Votes: 6		
Under Votes: 718			Alan Kloha	335	49.12%
Over Votes: 1			Jeanette M. Snyder	346	50.73%
J. Dee Brooks	3,912	99.69%	Write-In	1	0.15%
Write-In	12	0.31%	Total ...	682	100.00%
Total ...	3,924	100.00%	REP - County Commissioner District 2	6/6	100.00%
			Under Votes: 159		
			Over Votes: 0		
			Mark C. Bone	603	100.00%

Midland_August2016_E

August 2, 2016

Summary Report

MI County

Recanvassed Final Results

REP - County Commissioner District 2 (0/6	0.00%
Write-In	0	0.00%		
Total ...	603	100.00%		
REP - County Commissioner District 3			8/8	100.00%
Under Votes: 227				
Over Votes: 0				
Robert Steven Glaser	760	99.48%		
Write-In	4	0.52%		
Total ...	764	100.00%		
REP - County Commissioner District 4			7/7	100.00%
Under Votes: 121				
Over Votes: 0				
Gaye Terwillegar	622	99.52%		
Write-In	3	0.48%		
Total ...	625	100.00%		
REP - County Commissioner District 5			6/6	100.00%
Under Votes: 50				
Over Votes: 0				
Jim Geisler	415	99.76%		
Write-In	1	0.24%		
Total ...	416	100.00%		
REP - County Commissioner District 6			7/7	100.00%
Under Votes: 50				
Over Votes: 0				
Eric Dorrien	469	99.79%		
Write-In	1	0.21%		
Total ...	470	100.00%		
REP - County Commissioner District 7			7/7	100.00%
Under Votes: 44				
Over Votes: 0				
Scott D. Noesen	335	99.70%		
Write-In	1	0.30%		
Total ...	336	100.00%		
REP - County Executive - Bay			0/1	0.00%
Under Votes: 1				
Over Votes: 0				
Write-In	0	0.00%		
Total ...	0	0.00%		
REP - Prosecutor - Bay			0/1	0.00%
Under Votes: 1				
Over Votes: 0				
Write-In	0	0.00%		
Total ...	0	0.00%		
REP - Sheriff - Bay			1/1	100.00%
Under Votes: 0				
Over Votes: 0				
Jason Holsapple	1	100.00%		
Write-In	0	0.00%		
Total ...	1	100.00%		
REP - Clerk - Bay			0/1	0.00%
Under Votes: 1				
Over Votes: 0				
Write-In	0	0.00%		
Total ...	0	0.00%		
REP - Treasurer - Bay			0/1	0.00%
Under Votes: 1				
Over Votes: 0				
Write-In	0	0.00%		
Total ...	0	0.00%		
REP - Register of Deeds - Bay			0/1	0.00%
Under Votes: 1				
Over Votes: 0				
Write-In	0	0.00%		
Total ...	0	0.00%		
REP - Road Commissioner Bay County			1/1	100.00%
Under Votes: 0				
Over Votes: 0				
Michael Rivard	1	100.00%		
Write-In	0	0.00%		
Total ...	1	100.00%		
REP - Drain Commissioner - Bay			1/1	100.00%
Under Votes: 0				
Over Votes: 0				
Nelson Hans Niederer	1	100.00%		
Write-In	0	0.00%		
Total ...	1	100.00%		

Midland_August2016_E

August 2, 2016

Summary Report

MI County

Recanvassed Final Results

REP - County Commissioner Bay City Dis		1/1 100.00%	REP - Edenville Township Delegate Preci		1/1 100.00%
Under Votes: 0			Write-In		0 0.00%
Over Votes: 0			Total ...		713 100.00%
Brandon DeFrain		1 100.00%	REP - Geneva Township Supervisor		1/1 100.00%
Write-In		0 0.00%	Under Votes: 2		
Total ...		1 100.00%	Over Votes: 0		
REP - Edenville Township Supervisor		1/1 100.00%	Joshua J. Murray		59 73.75%
Under Votes: 35			Michael Ward		21 26.25%
Over Votes: 0			Write-In		0 0.00%
Craig Gosen		179 99.44%	Total ...		80 100.00%
Write-In		1 0.56%	REP - Geneva Township Clerk		1/1 100.00%
Total ...		180 100.00%	Under Votes: 5		
REP - Edenville Township Clerk		1/1 100.00%	Over Votes: 0		
Under Votes: 34			Carole L. Murray		77 100.00%
Over Votes: 0			Write-In		0 0.00%
Lydia Draves		179 99.44%	Total ...		77 100.00%
Write-In		1 0.56%	REP - Geneva Township Treasurer		1/1 100.00%
Total ...		180 100.00%	Under Votes: 81		
REP - Edenville Township Treasurer		1/1 100.00%	Over Votes: 0		
Under Votes: 49			Write-In		1 100.00%
Over Votes: 0			Total ...		1 100.00%
Karen Carey		164 98.80%	REP - Geneva Township Trustee		1/1 100.00%
Write-In		2 1.20%	Under Votes: 60		
Total ...		166 100.00%	Over Votes: 0		
REP - Edenville Township Trustee		1/1 100.00%	Neil Berthume		63 60.58%
Under Votes: 53			Maureen Middleton		41 39.42%
Over Votes: 0			Write-In		0 0.00%
Bill Carey		88 23.34%	Total ...		104 100.00%
Dennis C. Lewis		61 16.18%	REP - Geneva Township Delegate Precin		1/1 100.00%
Linda Schultz		101 26.79%	Under Votes: 81		
Jim Sperling		125 33.16%	Over Votes: 0		
Write-In		2 0.53%	Write-In		1 100.00%
Total ...		377 100.00%	Total ...		1 100.00%
REP - Edenville Township Delegate Preci		1/1 100.00%	REP - Greendale Township Supervisor		1/1 100.00%
Under Votes: 362			Under Votes: 28		
Over Votes: 0			Over Votes: 0		
Kris Anderson		125 17.53%	R. James LeViere		103 99.04%
Melissa Anderson		126 17.67%	Write-In		1 0.96%
Buck Barnhart		110 15.43%	Total ...		104 100.00%
Deborah S. Moore		118 16.55%			
Jim Sperling		131 18.37%			
Marge Sperling		103 14.45%			

Midland_August2016_E

August 2, 2016

Summary Report

MI County

Recanvassed Final Results

REP - Greendale Township Clerk 1/1 100.00%

Under Votes: 22
Over Votes: 0

Tracy G. Fair	110 100.00%
Write-In	0 0.00%
Total ...	110 100.00%

REP - Greendale Township Treasurer 1/1 100.00%

Under Votes: 21
Over Votes: 0

Shirley J. Herron	111 100.00%
Write-In	0 0.00%
Total ...	111 100.00%

REP - Greendale Township Trustee 1/1 100.00%

Under Votes: 73
Over Votes: 0

Kevin L. Priest	103 53.93%
Sandi M. Schumacher	88 46.07%
Write-In	0 0.00%
Total ...	191 100.00%

REP - Greendale Township Delegate Prec 1/1 100.00%

Under Votes: 82
Over Votes: 0

R. James LeViere	90 49.45%
Susan J. LeViere	91 50.00%
Write-In	1 0.55%
Total ...	182 100.00%

REP - Homer Township Supervisor 3/3 100.00%

Under Votes: 57
Over Votes: 1

Chad Moody	202 99.02%
Write-In	2 0.98%
Total ...	204 100.00%

REP - Homer Township Clerk 3/3 100.00%

Under Votes: 27
Over Votes: 0

Todd Lee	235 100.00%
Write-In	0 0.00%
Total ...	235 100.00%

REP - Homer Township Treasurer 3/3 100.00%

Under Votes: 28
Over Votes: 0

Sandra Turk	234 100.00%
Write-In	0 0.00%
Total ...	234 100.00%

REP - Homer Township Trustee 3/3 100.00%

Under Votes: 283
Over Votes: 0

Keith Johnson	187 24.44%
Craig Norton	188 24.58%
John A. Pruiett	195 25.49%
Brian VanWert	194 25.36%
Write-In	1 0.13%
Total ...	765 100.00%

REP - Homer Township Delegate Precinc 1/1 100.00%

Under Votes: 65
Over Votes: 0

Shelley Park Cluff	54 50.47%
Debbie Reardon	53 49.53%
Write-In	0 0.00%
Total ...	107 100.00%

REP - Homer Township Delegate Precinc 1/1 100.00%

Under Votes: 27
Over Votes: 0

Chad Moody	54 51.43%
Sue Moody	51 48.57%
Write-In	0 0.00%
Total ...	105 100.00%

REP - Homer Township Delegate Precinc 1/1 100.00%

Under Votes: 161
Over Votes: 0

John A. Pruiett	76 44.97%
Angela Stamas-Wojda	91 53.85%
Write-In	2 1.18%
Total ...	169 100.00%

REP - Hope Township Supervisor 1/1 100.00%

Under Votes: 80
Over Votes: 0

Write-In	10 100.00%
Total ...	10 100.00%

Midland_August2016_E

August 2, 2016

Summary Report

MI County

Recanvassed Final Results

REP - Hope Township Clerk		1/1 100.00%	REP - Ingersoll Township Clerk		2/2 100.00%
Under Votes: 84			Under Votes: 216		
Over Votes: 0			Over Votes: 0		
Write-In		6 100.00%	Write-In		6 100.00%
Total ...		6 100.00%	Total ...		6 100.00%
REP - Hope Township Treasurer		1/1 100.00%	REP - Ingersoll Township Treasurer		2/2 100.00%
Under Votes: 15			Under Votes: 38		
Over Votes: 0			Over Votes: 0		
Starleen R. Eddy		75 100.00%	James R. Terwillegar		180 97.83%
Write-In		0 0.00%	Write-In		4 2.17%
Total ...		75 100.00%	Total ...		184 100.00%
REP - Hope Township Trustee		1/1 100.00%	REP - Ingersoll Township Trustee		2/2 100.00%
Under Votes: 44			Under Votes: 78		
Over Votes: 0			Over Votes: 0		
Robert D. Davis		69 50.74%	Andy Shaffner		108 29.51%
Mary Letts		67 49.26%	Curtis Shaffner		125 34.15%
Write-In		0 0.00%	Jacob Terwillegar		133 36.34%
Total ...		136 100.00%	Write-In		0 0.00%
			Total ...		366 100.00%
REP - Hope Township Park Commission		1/1 100.00%	REP - Ingersoll Township Delegate Preci		1/1 100.00%
Under Votes: 199			Under Votes: 233		
Over Votes: 0			Over Votes: 0		
Terry Chrivia		65 25.90%	Charles Tabb		90 49.72%
Starla Jordan		63 25.10%	Mary Ann Tabb		89 49.17%
Cathie J. Kisser		60 23.90%	Write-In		2 1.10%
David Yahr		62 24.70%	Total ...		181 100.00%
Write-In		1 0.40%			
Total ...		251 100.00%	REP - Ingersoll Township Delegate Preci		1/1 100.00%
REP - Hope Township Delegate Precinct		1/1 100.00%	Under Votes: 67		
Under Votes: 176			Over Votes: 0		
Over Votes: 0			Janis Falkenstein		45 44.55%
Write-In		4 100.00%	Gaye Terwillegar		56 55.45%
Total ...		4 100.00%	Write-In		0 0.00%
			Total ...		101 100.00%
REP - Ingersoll Township Supervisor		2/2 100.00%	REP - Jasper Township Supervisor		1/1 100.00%
Under Votes: 55			Under Votes: 17		
Over Votes: 0			Over Votes: 0		
Charles Tabb		167 100.00%	Carmen Bajena		87 54.04%
Write-In		0 0.00%	Kamen Sanders		74 45.96%
Total ...		167 100.00%	Write-In		0 0.00%
			Total ...		161 100.00%

Midland_August2016_E

August 2, 2016

Summary Report

MI County

Recanvassed Final Results

REP - Jasper Township Clerk 1/1 100.00%

Under Votes: 36
Over Votes: 0

Jackilynn Colthorp 141 99.30%
Write-In 1 0.70%

Total ... 142 100.00%

REP - Jasper Township Treasurer 1/1 100.00%

Under Votes: 5
Over Votes: 0

Carol Aldrich 127 73.41%
Dorothy J. Kelley 46 26.59%
Write-In 0 0.00%

Total ... 173 100.00%

REP - Jasper Township Trustee 1/1 100.00%

Under Votes: 60
Over Votes: 0

Roxanne R. Gibson 126 42.57%
James Mulder 39 13.18%
Theodore M. Roe 88 29.73%
James R. Sanders 43 14.53%
Write-In 0 0.00%

Total ... 296 100.00%

REP - Jasper Township Delegate Precinc 1/1 100.00%

Under Votes: 169
Over Votes: 0

Write-In 9 100.00%

Total ... 9 100.00%

REP - Jerome Township Supervisor 4/4 100.00%

Under Votes: 228
Over Votes: 0

Write-In 13 100.00%

Total ... 13 100.00%

REP - Jerome Township Clerk 4/4 100.00%

Under Votes: 48
Over Votes: 0

Angela Martin 190 98.45%
Write-In 3 1.55%

Total ... 193 100.00%

REP - Jerome Township Treasurer 4/4 100.00%

Under Votes: 55
Over Votes: 0

Laura A. Grubaugh 185 99.46%
Write-In 1 0.54%

Total ... 186 100.00%

REP - Jerome Township Trustee 4/4 100.00%

Under Votes: 783
Over Votes: 0

Gil Bernier 181 100.00%
Write-In 0 0.00%

Total ... 181 100.00%

REP - Jerome Township Constable 4/4 100.00%

Under Votes: 474
Over Votes: 0

Write-In 8 100.00%

Total ... 8 100.00%

REP - Jerome Township Delegate Precin 1/1 100.00%

Under Votes: 4
Over Votes: 0

Linda J. Grant 45 100.00%
Write-In 0 0.00%

Total ... 45 100.00%

REP - Jerome Township Delegate Precin 1/1 100.00%

Under Votes: 137
Over Votes: 0

Adam Beebe 50 31.85%
Douglas Enos 54 34.39%
Karl leuter 53 33.76%
Write-In 0 0.00%

Total ... 157 100.00%

REP - Jerome Township Delegate Precin 1/1 100.00%

Under Votes: 5
Over Votes: 0

Janithan Woodruff 39 100.00%
Write-In 0 0.00%

Total ... 39 100.00%

Midland_August2016_E

August 2, 2016

Summary Report

MI County

Recanvassed Final Results

REP - Jerome Township Delegate Precinct 1/1 100.00%

Under Votes: 109
Over Votes: 0

Christopher Melchi 41 100.00%
Write-In 0 0.00%

Total ... 41 100.00%

REP - Larkin Township Supervisor 3/3 100.00%

Under Votes: 106
Over Votes: 1

Maria Sandow 206 62.42%
Jerry Steger 116 35.15%
Write-In 8 2.42%

Total ... 330 100.00%

REP - Larkin Township Clerk 3/3 100.00%

Under Votes: 109
Over Votes: 1

Sandy Reardon 324 99.08%
Write-In 3 0.92%

Total ... 327 100.00%

REP - Larkin Township Treasurer 3/3 100.00%

Under Votes: 76
Over Votes: 0

Kathy Moe 361 100.00%
Write-In 0 0.00%

Total ... 361 100.00%

REP - Larkin Township Trustee 3/3 100.00%

Under Votes: 503
Over Votes: 0

Jill Deitsch-Owens 190 15.26%
Todd Draves 225 18.07%
Karen Hitchcock 252 20.24%
Karen Lazzaro-Laurenz 163 13.09%
Daniel Owens 224 17.99%
Kay Rinas 190 15.26%
Write-In 1 0.08%

Total ... 1,245 100.00%

REP - Larkin Township Delegate Precinct 1/1 100.00%

Under Votes: 596
Over Votes: 0

Alexa Malesky 74 41.34%
Scott Stephenson 105 58.66%

REP - Larkin Township Delegate Precinct 0/1 0.00%

Write-In 0 0.00%

Total ... 179 100.00%

REP - Larkin Township Delegate Precinct 1/1 100.00%

Under Votes: 327
Over Votes: 4

Mark C. Bone 115 28.97%
Mary Draves 90 22.67%
Todd R. Draves 92 23.17%
Damian Winslow 100 25.19%
Write-In 0 0.00%

Total ... 397 100.00%

REP - Larkin Township Delegate Precinct 1/1 100.00%

Under Votes: 146
Over Votes: 0

Annette Glenn 60 23.62%
Gary Glenn 69 27.17%
Linda Horbal 64 25.20%
Michael Love 61 24.02%
Write-In 0 0.00%

Total ... 254 100.00%

REP - Lee Township Supervisor 2/2 100.00%

Under Votes: 250
Over Votes: 0

Write-In 18 100.00%

Total ... 18 100.00%

REP - Lee Township Clerk 2/2 100.00%

Under Votes: 24
Over Votes: 0

Robin Brief 116 47.54%
Laura Dawson 128 52.46%
Write-In 0 0.00%

Total ... 244 100.00%

REP - Lee Township Treasurer 2/2 100.00%

Under Votes: 257
Over Votes: 0

Write-In 11 100.00%

Total ... 11 100.00%

Midland_August2016_E

August 2, 2016

Summary Report

MI County

Recanvassed Final Results

REP - Lee Township Trustee			2/2 100.00%	REP - Lincoln Township Trustee			1/1 100.00%
Under Votes: 140				Under Votes: 77			
Over Votes: 0				Over Votes: 0			
Thomas L. French	130	32.66%		Roger Crockett	84	52.17%	
Darla L. Rippee	130	32.66%		Susan M. Ensign	77	47.83%	
Tom York	137	34.42%		Write-In	0	0.00%	
Write-In	1	0.25%					
				Total ...	161	100.00%	
Total ...	398	100.00%		REP - Lincoln Township Constable			1/1 100.00%
REP - Lee Township Delegate Precinct 1			1/1 100.00%	Under Votes: 142			
Under Votes: 140				Over Votes: 0			
Over Votes: 0				Kevin E. Renwick			96 100.00%
Samuel J. Chew	84	100.00%		Write-In	0	0.00%	
Write-In	0	0.00%					
				Total ...	96	100.00%	
Total ...	84	100.00%		REP - Lincoln Township Delegate Precinct 2			1/1 100.00%
REP - Lee Township Delegate Precinct 2			1/1 100.00%	Under Votes: 504			
Under Votes: 453				Over Votes: 0			
Over Votes: 0				Lisa Whyte			90 98.90%
Write-In	15	100.00%		Write-In	1	1.10%	
Total ...	15	100.00%		Total ...	91	100.00%	
REP - Lincoln Township Supervisor			1/1 100.00%	REP - Midland Township Supervisor			1/1 100.00%
Under Votes: 17				Under Votes: 37			
Over Votes: 0				Over Votes: 0			
Kevin L. Wray	102	100.00%		Terry Holt	233	99.57%	
Write-In	0	0.00%		Write-In	1	0.43%	
Total ...	102	100.00%		Total ...	234	100.00%	
REP - Lincoln Township Clerk			1/1 100.00%	REP - Midland Township Clerk			1/1 100.00%
Under Votes: 22				Under Votes: 51			
Over Votes: 0				Over Votes: 0			
Mark Trinklein	97	100.00%		Shelly Armstrong-Miller	219	99.55%	
Write-In	0	0.00%		Write-In	1	0.45%	
Total ...	97	100.00%		Total ...	220	100.00%	
REP - Lincoln Township Treasurer			1/1 100.00%	REP - Midland Township Treasurer			1/1 100.00%
Under Votes: 20				Under Votes: 18			
Over Votes: 0				Over Votes: 0			
Deanna Duford	99	100.00%		Korene K. Labadie	100	39.53%	
Write-In	0	0.00%		Mark Radosa	153	60.47%	
				Write-In	0	0.00%	
Total ...	99	100.00%		Total ...	253	100.00%	

Midland_August2016_E

August 2, 2016

Summary Report

MI County

Recanvassed Final Results

REP - Midland Township Trustee 1/1 100.00%

Under Votes: 333
Over Votes: 0

James R. Avery 195 25.97%
Larry A. Leach 200 26.63%
Melvin R. Lederer Sr. 176 23.44%
Marcia Northup 180 23.97%
Write-In 0 0.00%

Total ... 751 100.00%

REP - Midland Township Delegate Precir 1/1 100.00%

Under Votes: 726
Over Votes: 0

Patricia A. Hartnagle 152 42.46%
Jim Stamas 200 55.87%
Write-In 6 1.68%

Total ... 358 100.00%

REP - Mills Township Supervisor 1/1 100.00%

Under Votes: 111
Over Votes: 0

Write-In 5 100.00%

Total ... 5 100.00%

REP - Mills Township Clerk 1/1 100.00%

Under Votes: 112
Over Votes: 0

Write-In 4 100.00%

Total ... 4 100.00%

REP - Mills Township Treasurer 1/1 100.00%

Under Votes: 35
Over Votes: 0

Sara Pitch 81 100.00%
Write-In 0 0.00%

Total ... 81 100.00%

REP - Mills Township Trustee 1/1 100.00%

Under Votes: 230
Over Votes: 0

Write-In 2 100.00%

Total ... 2 100.00%

REP - Mills Township Delegate Precinct 1/1 100.00%

Under Votes: 147
Over Votes: 0

Myron Greene 83 97.65%
Write-In 2 2.35%

Total ... 85 100.00%

REP - Mt. Haley Township Supervisor 1/1 100.00%

Under Votes: 11
Over Votes: 0

Rich Keenan 102 97.14%
Write-In 3 2.86%

Total ... 105 100.00%

REP - Mt. Haley Township Clerk 1/1 100.00%

Under Votes: 8
Over Votes: 0

Sharon J. Fleming 106 98.15%
Write-In 2 1.85%

Total ... 108 100.00%

REP - Mt. Haley Township Treasurer 1/1 100.00%

Under Votes: 6
Over Votes: 0

Leonard A. Breasbois 110 100.00%
Write-In 0 0.00%

Total ... 110 100.00%

REP - Mt. Haley Township Trustee 1/1 100.00%

Under Votes: 55
Over Votes: 0

Richard A. Dougherty 84 47.46%
Norman G. Jardis 89 50.28%
Write-In 4 2.26%

Total ... 177 100.00%

REP - Mt. Haley Delegate Township Preci 1/1 100.00%

Under Votes: 93
Over Votes: 0

John Blackson 66 25.88%
Rich Keenan 87 34.12%
Kayla North 57 22.35%
Steve Rozeveld 42 16.47%
Write-In 3 1.18%

Total ... 255 100.00%

Midland_August2016_E
August 2, 2016
Summary Report
MI County
Recanvassed Final Results

REP - Porter Township Supervisor 1/1 100.00%

Under Votes: 0
Over Votes: 0

Thomas Corbat 113 74.83%
Mark Staley 37 24.50%
Write-In 1 0.66%

Total ... 151 100.00%

REP - Porter Township Clerk 1/1 100.00%

Under Votes: 23
Over Votes: 0

Marianne L. Corbat 128 100.00%
Write-In 0 0.00%

Total ... 128 100.00%

REP - Porter Township Treasurer 1/1 100.00%

Under Votes: 35
Over Votes: 0

John A. Girvin 116 100.00%
Write-In 0 0.00%

Total ... 116 100.00%

REP - Porter Township Trustee 1/1 100.00%

Under Votes: 125
Over Votes: 0

Laura E. Chase 111 62.71%
Duane Wayer 66 37.29%
Write-In 0 0.00%

Total ... 177 100.00%

REP - Porter Township Delegate Townsh 1/1 100.00%

Under Votes: 86
Over Votes: 0

Richard Corbat 115 53.24%
Yvonne Corbat 101 46.76%
Write-In 0 0.00%

Total ... 216 100.00%

REP - Warren Township Supervisor 1/1 100.00%

Under Votes: 5
Over Votes: 0

James Michael Acker 87 44.85%
Bruce Merl Clark 106 54.64%
Write-In 1 0.52%

Total ... 194 100.00%

REP - Warren Township Clerk 1/1 100.00%

Under Votes: 46
Over Votes: 0

Linda Sue Anthony 153 100.00%
Write-In 0 0.00%

Total ... 153 100.00%

REP - Warren Township Treasurer 1/1 100.00%

Under Votes: 52
Over Votes: 1

Janice L. Ranck 146 100.00%
Write-In 0 0.00%

Total ... 146 100.00%

REP - Warren Township Trustee 1/1 100.00%

Under Votes: 160
Over Votes: 0

Dawn M. Clark 122 51.26%
Dawn Forsberg 116 48.74%
Write-In 0 0.00%

Total ... 238 100.00%

REP - Warren Township Delegate Precinct 1/1 100.00%

Under Votes: 342
Over Votes: 0

Ginny Tigner 119 46.67%
Jack Tigner 135 52.94%
Write-In 1 0.39%

Total ... 255 100.00%

REP - City of Coleman Delegate Precinct 1/1 100.00%

Under Votes: 32
Over Votes: 0

Write-In 9 100.00%

Total ... 9 100.00%

REP - City of Midland Delegate Ward 1 Precinct 1/1 100.00%

Under Votes: 32
Over Votes: 0

Write-In 3 100.00%

Total ... 3 100.00%

Midland_August2016_E

August 2, 2016

Summary Report

MI County

Recanvassed Final Results

REP - City of Midland Delegate Ward 1 Pi		1/1 100.00%	REP - City of Midland Delegate Ward 2 Pi		1/1 100.00%
Under Votes: 148			Scott D. Noesen		48 34.29%
Over Votes: 0			Write-In		0 0.00%
Write-In		8 100.00%	Total ...		140 100.00%
Total ...		8 100.00%	REP - City of Midland Delegate Ward 2 Pi		1/1 100.00%
REP - City of Midland Delegate Ward 1 Pi		1/1 100.00%	Under Votes: 72		
Under Votes: 14			Over Votes: 0		
Over Votes: 0			Write-In		2 100.00%
Write-In		3 100.00%	Total ...		2 100.00%
Total ...		3 100.00%	REP - City of Midland Delegate Ward 2 Pi		1/1 100.00%
REP - City of Midland Delegate Ward 1 Pi		1/1 100.00%	Under Votes: 278		
Under Votes: 28			Over Votes: 0		
Over Votes: 0			Margaret Copeland		65 32.18%
Terra Carpenter		54 50.94%	Mike Hayes		67 33.17%
Kim Holzhauer		50 47.17%	Amy Moolenaar		70 34.65%
Write-In		2 1.89%	Write-In		0 0.00%
Total ...		106 100.00%	Total ...		202 100.00%
REP - City of Midland Delegate Ward 1 Pi		1/1 100.00%	REP - City of Midland Delegate Ward 3 Pi		1/1 100.00%
Under Votes: 14			Under Votes: 211		
Over Votes: 0			Over Votes: 0		
Write-In		4 100.00%	Jim Geisler		58 53.21%
Total ...		4 100.00%	Richard M. Handlon		49 44.95%
REP - City of Midland Delegate Ward 1 Pi		0/1 0.00%	Write-In		2 1.83%
Under Votes: 1			Total ...		109 100.00%
Over Votes: 0			REP - City of Midland Delegate Ward 3 Pi		1/1 100.00%
Write-In		0 0.00%	Under Votes: 204		
Total ...		0 0.00%	Over Votes: 0		
REP - City of Midland Delegate Ward 2 Pi		1/1 100.00%	Ashton Bortz		56 46.67%
Under Votes: 30			Fran J. Hunt		62 51.67%
Over Votes: 0			Write-In		2 1.67%
Laura M. Moolenaar		44 34.11%	Total ...		120 100.00%
Robert J. Moolenaar		44 34.11%	REP - City of Midland Delegate Ward 3 Pi		1/1 100.00%
Judith Ann Rapanos		41 31.78%	Under Votes: 135		
Write-In		0 0.00%	Over Votes: 5		
Total ...		129 100.00%	Todd M. Gambrell		66 19.70%
REP - City of Midland Delegate Ward 2 Pi		1/1 100.00%	Jon Lauderbach		73 21.79%
Under Votes: 168			Cathy Leikhim		62 18.51%
Over Votes: 0			Tony Stamas		75 22.39%
Eric J. Friedman		47 33.57%	Christian Velasquez		59 17.61%
Matthew B. Ivan		45 32.14%	Write-In		0 0.00%
			Total ...		335 100.00%

Midland_August2016_E

August 2, 2016

Summary Report

MI County

Recanvassed Final Results

REP - City of Midland Delegate Ward 3 P1			1/1 100.00%		
Under Votes: 172					
Over Votes: 0					
Roy C. Green	74	23.64%	Erich C. Kickland	38	22.62%
William G. Schuette	85	27.16%	Gregg Reitz	43	25.60%
Jeff Servinski	74	23.64%	Mary Reitz	46	27.38%
Tina S. VanDam	77	24.60%	Greg Rogers	41	24.40%
Write-In	3	0.96%	Write-In	0	0.00%
Total ...		313 100.00%	Total ...		168 100.00%
REP - City of Midland Delegate Ward 4 P1			1/1 100.00%		
Under Votes: 167					
Over Votes: 0					
Bryan W. Crosby	69	33.66%	Diane M. Bristol	44	34.38%
Chuck Powell	64	31.22%	Adam Bruski	40	31.25%
Katrin Thorson	69	33.66%	Matthew A. Rapanos	44	34.38%
Write-In	3	1.46%	Write-In	0	0.00%
Total ...		205 100.00%	Total ...		128 100.00%
REP - City of Midland Delegate Ward 4 P1			1/1 100.00%		
Under Votes: 149					
Over Votes: 0					
Anirban Ghose	44	29.14%	Linda Lauderbach	40	50.63%
Scott I. Haines	58	38.41%	William C. Lauderbach	37	46.84%
Eguene R. Moore	47	31.13%	Write-In	2	2.53%
Write-In	2	1.32%	Total ...		79 100.00%
Total ...		151 100.00%			
REP - City of Midland Delegate Ward 4 P1			1/1 100.00%		
Under Votes: 138					
Over Votes: 0					
Don Medema	33	19.19%	Bridget Bluemer	57	25.22%
Jackie Medema	33	19.19%	Mark J. Bluemer	54	23.89%
Brent Rhoads	32	18.60%	Robert E. Bourne	58	25.66%
Dennis G. Starner	38	22.09%	Rodney Kloha	57	25.22%
Doreen F. Starner	36	20.93%	Write-In	0	0.00%
Write-In	0	0.00%	Total ...		226 100.00%
Total ...		172 100.00%			
REP - City of Midland Delegate Ward 4 P1			1/1 100.00%		
Under Votes: 179					
Over Votes: 0					
Donald G. Deibert	54	33.54%	Gayle Hanna	44	32.59%
Catherine Lunsford	55	34.16%	James Hanna	45	33.33%
Joseph Lunsford	52	32.30%	Audrey Maxson	46	34.07%
Write-In	0	0.00%	Write-In	0	0.00%
Total ...		161 100.00%	Total ...		135 100.00%

Midland_August2016_E

August 2, 2016

Summary Report

MI County

Recanvassed Final Results

REP - City of Midland Delegate Ward 5 Pi		1/1 100.00%	DEM - County Clerk		49/49 100.00%
Under Votes: 79			Under Votes: 397		
Over Votes: 0			Over Votes: 7		
Brian D. Kluck		55 96.49%	Ann Manary		1,883 99.79%
Write-In		2 3.51%	Write-In		4 0.21%
Total ...		57 100.00%	Total ...		1,887 100.00%
DEM - US Rep in Congress 4th District		49/49 100.00%	DEM - County Treasurer		49/49 100.00%
Under Votes: 1340			Under Votes: 2111		
Over Votes: 0			Over Votes: 0		
Write-In		951 100.00%	Write-In		180 100.00%
Total ...		951 100.00%	Total ...		180 100.00%
DEM - Rep in Congress 5th District		1/1 100.00%	DEM - Register of Deeds		49/49 100.00%
Under Votes: 2			Under Votes: 2119		
Over Votes: 0			Over Votes: 0		
Daniel T. Kildee		1 100.00%	Write-In		172 100.00%
Write-In		0 0.00%	Total ...		172 100.00%
Total ...		1 100.00%	DEM - Drain Commissioner		49/49 100.00%
DEM - 98th State Representative District		38/38 100.00%	Under Votes: 2123		
Under Votes: 202			Over Votes: 0		
Over Votes: 6			Write-In		168 100.00%
Geoff Malicoat		1,548 99.61%	Total ...		168 100.00%
Write-In		6 0.39%	DEM - County Commissioner District 1		8/8 100.00%
Total ...		1,554 100.00%	Under Votes: 19		
DEM - 99th State Representative District		12/12 100.00%	Over Votes: 1		
Under Votes: 68			Connie Methner		207 56.87%
Over Votes: 0			Heather McLaughlin		157 43.13%
Bryan Mielke		462 99.57%	Write-In		0 0.00%
Write-In		2 0.43%	Total ...		364 100.00%
Total ...		464 100.00%	DEM - County Commissioner District 2		6/6 100.00%
DEM - Prosecuting Attorney		49/49 100.00%	Under Votes: 255		
Under Votes: 2101			Over Votes: 0		
Over Votes: 0			Write-In		22 100.00%
Write-In		190 100.00%	Total ...		22 100.00%
Total ...		190 100.00%	DEM - County Commissioner District 3		8/8 100.00%
DEM - Sheriff		49/49 100.00%	Under Votes: 329		
Under Votes: 2117			Over Votes: 0		
Over Votes: 0			Write-In		28 100.00%
Write-In		174 100.00%	Total ...		28 100.00%
Total ...		174 100.00%			

Midland_August2016_E

August 2, 2016

Summary Report

MI County

Recanvassed Final Results

DEM - County Commissioner District 4	7/7 100.00%	DEM - Sheriff - Bay (cont'd...)	0/1 0.00%
Under Votes: 40		Robert C. Lee	0 0.00%
Over Votes: 1		Terry Spencer	2 66.67%
Eric H. Anders	237 100.00%	Write-In	0 0.00%
Write-In	0 0.00%	Total ...	3 100.00%
Total ...	237 100.00%	DEM - Clerk - Bay	1/1 100.00%
DEM - County Commissioner District 5	6/6 100.00%	Under Votes: 2	
Under Votes: 243		Over Votes: 0	
Over Votes: 0		Cynthia A. Luczak	1 100.00%
Write-In	17 100.00%	Write-In	0 0.00%
Total ...	17 100.00%	Total ...	1 100.00%
DEM - County Commissioner District 6	7/7 100.00%	DEM - Treasurer - Bay	1/1 100.00%
Under Votes: 351		Under Votes: 2	
Over Votes: 0		Over Votes: 0	
Write-In	23 100.00%	Richard F> Brzezinski	1 100.00%
Total ...	23 100.00%	Write-In	0 0.00%
DEM - County Commissioner District 7	7/7 100.00%	Total ...	1 100.00%
Under Votes: 333		DEM - Register of Deeds - Bay	1/1 100.00%
Over Votes: 0		Under Votes: 1	
Write-In	28 100.00%	Over Votes: 0	
Total ...	28 100.00%	Kellie Bodrie	1 50.00%
DEM - County Executive - Bay	1/1 100.00%	Brandon Krause	1 50.00%
Under Votes: 0		Write-In	0 0.00%
Over Votes: 0		Total ...	2 100.00%
Jim Barcia	2 66.67%	DEM - Road Commissioner Bay County	1/1 100.00%
Tom Hickner	1 33.33%	Under Votes: 1	
Mark McFarlin	0 0.00%	Over Votes: 0	
Write-In	0 0.00%	Patrick Beson	2 100.00%
Total ...	3 100.00%	Write-In	0 0.00%
DEM - Prosecutor - Bay	1/1 100.00%	Total ...	2 100.00%
Under Votes: 1		DEM - Drain Commissioner - Bay	1/1 100.00%
Over Votes: 0		Under Votes: 1	
Nancy E. Borushko	2 100.00%	Over Votes: 0	
Marcus Garske	0 0.00%	Joseph Rivet	2 100.00%
Write-In	0 0.00%	Write-In	0 0.00%
Total ...	2 100.00%	Total ...	2 100.00%
DEM - Sheriff - Bay	1/1 100.00%	DEM - County Commissioner Bay City Di	1/1 100.00%
Under Votes: 0		Under Votes: 1	
Over Votes: 0		Over Votes: 0	
Troy Cunningham	1 33.33%	Michael Duranczyk	2 100.00%

Midland_August2016_E

August 2, 2016

Summary Report

MI County

Recanvassed Final Results

DEM - County Commissioner Bay City Di	0/1	0.00%
Write-In	0	0.00%
Total ...	2	100.00%
DEM - Edenville Township Supervisor	1/1	100.00%
Under Votes: 64		
Over Votes: 0		
Write-In	6	100.00%
Total ...	6	100.00%
DEM - Edenville Township Clerk	1/1	100.00%
Under Votes: 64		
Over Votes: 0		
Write-In	6	100.00%
Total ...	6	100.00%
DEM - Edenville Township Treasurer	1/1	100.00%
Under Votes: 64		
Over Votes: 0		
Write-In	6	100.00%
Total ...	6	100.00%
DEM - Edenville Township Trustee	1/1	100.00%
Under Votes: 47		
Over Votes: 0		
Rebeca J. Crowder	50	53.76%
Galen Gransden	43	46.24%
Write-In	0	0.00%
Total ...	93	100.00%
DEM - Edenville Township Delegate Prec	1/1	100.00%
Under Votes: 148		
Over Votes: 0		
Steven Melchi	62	100.00%
Write-In	0	0.00%
Total ...	62	100.00%
DEM - Geneva Township Supervisor	1/1	100.00%
Under Votes: 31		
Over Votes: 0		
Write-In	3	100.00%
Total ...	3	100.00%

DEM - Geneva Township Clerk	1/1	100.00%
Under Votes: 31		
Over Votes: 0		
Write-In	3	100.00%
Total ...	3	100.00%
DEM - Geneva Township Treasurer	1/1	100.00%
Under Votes: 3		
Over Votes: 0		
Joseph P. Grabowski	31	100.00%
Write-In	0	0.00%
Total ...	31	100.00%
DEM - Geneva Township Trustee	1/1	100.00%
Under Votes: 38		
Over Votes: 0		
Rosella Middleton	30	100.00%
Write-In	0	0.00%
Total ...	30	100.00%
DEM - Geneva Township Delegate Precin	1/1	100.00%
Under Votes: 4		
Over Votes: 0		
Joseph P. Grabowski	30	100.00%
Write-In	0	0.00%
Total ...	30	100.00%
DEM - Greendale Township Supervisor	1/1	100.00%
Under Votes: 30		
Over Votes: 0		
Write-In	4	100.00%
Total ...	4	100.00%
DEM - Greendale Township Clerk	1/1	100.00%
Under Votes: 31		
Over Votes: 0		
Write-In	3	100.00%
Total ...	3	100.00%
DEM - Greendale Township Treasurer	1/1	100.00%
Under Votes: 31		
Over Votes: 0		
Write-In	3	100.00%
Total ...	3	100.00%

Midland_August2016_E

August 2, 2016

Summary Report

MI County

Recanvassed Final Results

DEM - Greendale Township Trustee	1/1 100.00%	DEM - Homer Township Delegate Precinct	1/1 100.00%
Under Votes: 65		Under Votes: 47	
Over Votes: 0		Over Votes: 0	
Write-In	3 100.00%	Write-In	1 100.00%
Total ...	3 100.00%	Total ...	1 100.00%
DEM - Greendale Township Delegate Pre	1/1 100.00%	DEM - Homer Township Delegate Precinct	1/1 100.00%
Under Votes: 32		Under Votes: 80	
Over Votes: 0		Over Votes: 0	
Write-In	2 100.00%	Write-In	6 100.00%
Total ...	2 100.00%	Total ...	6 100.00%
DEM - Homer Township Supervisor	3/3 100.00%	DEM - Hope Township Supervisor	1/1 100.00%
Under Votes: 13		Under Votes: 4	
Over Votes: 0		Over Votes: 0	
Russ Varner	148 100.00%	Andy Kobisa	48 97.96%
Write-In	0 0.00%	Write-In	1 2.04%
Total ...	148 100.00%	Total ...	49 100.00%
DEM - Homer Township Clerk	3/3 100.00%	DEM - Hope Township Clerk	1/1 100.00%
Under Votes: 155		Under Votes: 5	
Over Votes: 0		Over Votes: 0	
Write-In	6 100.00%	JoAnn Wilkie	47 97.92%
Total ...	6 100.00%	Write-In	1 2.08%
		Total ...	48 100.00%
DEM - Homer Township Treasurer	3/3 100.00%	DEM - Hope Township Treasurer	1/1 100.00%
Under Votes: 154		Under Votes: 51	
Over Votes: 0		Over Votes: 0	
Write-In	7 100.00%	Write-In	2 100.00%
Total ...	7 100.00%	Total ...	2 100.00%
DEM - Homer Township Trustee	3/3 100.00%	DEM - Hope Township Trustee	1/1 100.00%
Under Votes: 505		Under Votes: 104	
Over Votes: 0		Over Votes: 0	
John E. Stern	133 95.68%	Write-In	2 100.00%
Write-In	6 4.32%	Total ...	2 100.00%
Total ...	139 100.00%		
DEM - Homer Township Delegate Precinct	1/1 100.00%	DEM - Hope Township Park Commission	1/1 100.00%
Under Votes: 138		Under Votes: 223	
Over Votes: 0		Over Votes: 0	
Write-In	2 100.00%	Doug Shoffner	42 100.00%
Total ...	2 100.00%	Write-In	0 0.00%
		Total ...	42 100.00%

Midland_August2016_E

August 2, 2016

Summary Report

MI County

Recanvassed Final Results

DEM - Hope Township Delegate Precinct	1/1 100.00%	DEM - Jasper Township Supervisor	1/1 100.00%
Under Votes: 104		Under Votes: 18	
Over Votes: 0		Over Votes: 0	
Write-In	2 100.00%	Write-In	4 100.00%
Total ...	2 100.00%	Total ...	4 100.00%
DEM - Ingersoll Township Supervisor	2/2 100.00%	DEM - Jasper Township Clerk	1/1 100.00%
Under Votes: 77		Under Votes: 18	
Over Votes: 0		Over Votes: 0	
Write-In	11 100.00%	Write-In	4 100.00%
Total ...	11 100.00%	Total ...	4 100.00%
DEM - Ingersoll Township Clerk	2/2 100.00%	DEM - Jasper Township Treasurer	1/1 100.00%
Under Votes: 3		Under Votes: 18	
Over Votes: 0		Over Votes: 0	
Mary Ellen Keel	85 100.00%	Write-In	4 100.00%
Write-In	0 0.00%	Total ...	4 100.00%
Total ...	85 100.00%		
DEM - Ingersoll Township Treasurer	2/2 100.00%	DEM - Jasper Township Trustee	1/1 100.00%
Under Votes: 78		Under Votes: 37	
Over Votes: 0		Over Votes: 0	
Write-In	10 100.00%	Write-In	7 100.00%
Total ...	10 100.00%	Total ...	7 100.00%
DEM - Ingersoll Township Trustee	2/2 100.00%	DEM - Jasper Township Delegate Precinct	1/1 100.00%
Under Votes: 166		Under Votes: 3	
Over Votes: 0		Over Votes: 0	
Write-In	10 100.00%	Kathleen S. May	19 100.00%
Total ...	10 100.00%	Write-In	0 0.00%
		Total ...	19 100.00%
DEM - Ingersoll Township Delegate Precinct	1/1 100.00%	DEM - Jerome Township Supervisor	4/4 100.00%
Under Votes: 83		Under Votes: 59	
Over Votes: 0		Over Votes: 0	
Write-In	9 100.00%	Mike Wood	149 100.00%
Total ...	9 100.00%	Write-In	0 0.00%
		Total ...	149 100.00%
DEM - Ingersoll Township Delegate Precinct	1/1 100.00%	DEM - Jerome Township Clerk	4/4 100.00%
Under Votes: 46		Under Votes: 202	
Over Votes: 0		Over Votes: 0	
Cathy Mitzel	38 100.00%	Write-In	6 100.00%
Write-In	0 0.00%	Total ...	6 100.00%
Total ...	38 100.00%		

Midland_August2016_E

August 2, 2016

Summary Report

MI County

Recanvassed Final Results

DEM - Jerome Township Treasurer	4/4 100.00%	DEM - Jerome Township Delegate Precin	0/1 0.00%
Under Votes: 91		Under Votes: 112	
Over Votes: 0		Over Votes: 0	
Shelley Laramie	117 100.00%	Write-In	0 0.00%
Write-In	0 0.00%	Total ...	0 0.00%
Total ...	117 100.00%		
DEM - Jerome Township Trustee	4/4 100.00%	DEM - Larkin Township Supervisor	3/3 100.00%
Under Votes: 343		Under Votes: 77	
Over Votes: 0		Over Votes: 0	
Lee M. Fellows	121 24.74%	Write-In	8 100.00%
Mark Green	94 19.22%	Total ...	8 100.00%
Joe Manelis	91 18.61%		
Kevin L. Nilles	113 23.11%	DEM - Larkin Township Clerk	3/3 100.00%
James D. Spann	70 14.31%	Under Votes: 78	
Write-In	0 0.00%	Over Votes: 0	
Total ...	489 100.00%	Write-In	7 100.00%
		Total ...	7 100.00%
DEM - Jerome Township Constable	4/4 100.00%	DEM - Larkin Township Treasurer	3/3 100.00%
Under Votes: 411		Under Votes: 80	
Over Votes: 0		Over Votes: 0	
Write-In	5 100.00%	Write-In	5 100.00%
Total ...	5 100.00%	Total ...	5 100.00%
DEM - Jerome Township Delegate Precin	1/1 100.00%	DEM - Larkin Township Trustee	3/3 100.00%
Under Votes: 45		Under Votes: 329	
Over Votes: 0		Over Votes: 0	
Write-In	1 100.00%	Write-In	11 100.00%
Total ...	1 100.00%	Total ...	11 100.00%
DEM - Jerome Township Delegate Precin	1/1 100.00%	DEM - Larkin Township Delegate Precinc	1/1 100.00%
Under Votes: 153		Under Votes: 39	
Over Votes: 0		Over Votes: 0	
Write-In	3 100.00%	Jill Haver-Crissman	28 96.55%
Total ...	3 100.00%	Write-In	1 3.45%
		Total ...	29 100.00%
DEM - Jerome Township Delegate Precin	1/1 100.00%	DEM - Larkin Township Delegate Precinc	1/1 100.00%
Under Votes: 16		Under Votes: 44	
Over Votes: 0		Over Votes: 0	
Sara B. Clavez	12 100.00%	Write-In	2 100.00%
Write-In	0 0.00%	Total ...	2 100.00%
Total ...	12 100.00%		

Midland_August2016_E

August 2, 2016

Summary Report

MI County

Recanvassed Final Results

DEM - Larkin Township Delegate Precinc		1/1 100.00%	DEM - Lincoln Township Supervisor		1/1 100.00%
Under Votes: 27			Under Votes: 41		
Over Votes: 0			Over Votes: 0		
Write-In		1 100.00%	Write-In		8 100.00%
Total ...		1 100.00%	Total ...		8 100.00%
DEM - Lee Township Supervisor		2/2 100.00%	DEM - Lincoln Township Clerk		1/1 100.00%
Under Votes: 3			Under Votes: 41		
Over Votes: 2			Over Votes: 0		
LeRoy Martin		33 30.56%	Write-In		8 100.00%
George Whittington		75 69.44%	Total ...		8 100.00%
Write-In		0 0.00%	DEM - Lincoln Township Treasurer		1/1 100.00%
Total ...		108 100.00%	Under Votes: 41		
DEM - Lee Township Clerk		2/2 100.00%	Over Votes: 0		
Under Votes: 105			Write-In		8 100.00%
Over Votes: 0			Total ...		8 100.00%
Write-In		8 100.00%	DEM - Lincoln Township Trustee		1/1 100.00%
Total ...		8 100.00%	Under Votes: 88		
DEM - Lee Township Treasurer		2/2 100.00%	Over Votes: 0		
Under Votes: 20			Write-In		10 100.00%
Over Votes: 2			Total ...		10 100.00%
William H. Stewart		89 97.80%	DEM - Lincoln Township Constable		1/1 100.00%
Write-In		2 2.20%	Under Votes: 88		
Total ...		91 100.00%	Over Votes: 0		
DEM - Lee Township Trustee		2/2 100.00%	Write-In		10 100.00%
Under Votes: 212			Total ...		10 100.00%
Over Votes: 0			DEM - Lincoln Township Delegate Precin		1/1 100.00%
Write-In		14 100.00%	Under Votes: 107		
Total ...		14 100.00%	Over Votes: 0		
DEM - Lee Township Delegate Precinct 1		1/1 100.00%	Richard W. Foley		40 100.00%
Under Votes: 98			Write-In		0 0.00%
Over Votes: 0			Total ...		40 100.00%
Write-In		6 100.00%	DEM - Midland Township Supervisor		1/1 100.00%
Total ...		6 100.00%	Under Votes: 56		
DEM - Lee Township Delegate Precinct 2		1/1 100.00%	Over Votes: 0		
Under Votes: 117			Write-In		4 100.00%
Over Votes: 0			Total ...		4 100.00%
Write-In		5 100.00%			
Total ...		5 100.00%			

Midland_August2016_E

August 2, 2016

Summary Report

MI County

Recanvassed Final Results

DEM - Midland Township Clerk 1/1 100.00%

Under Votes: 58

Over Votes: 0

Write-In

2 100.00%

Total ... 2 100.00%

DEM - Midland Township Treasurer 1/1 100.00%

Under Votes: 57

Over Votes: 0

Write-In

3 100.00%

Total ... 3 100.00%

DEM - Midland Township Trustee 1/1 100.00%

Under Votes: 234

Over Votes: 0

Write-In

6 100.00%

Total ... 6 100.00%

DEM - Midland Township Delegate Precinct 1/1 100.00%

Under Votes: 117

Over Votes: 0

Write-In

3 100.00%

Total ... 3 100.00%

DEM - Mills Township Supervisor 1/1 100.00%

Under Votes: 22

Over Votes: 0

Daniel R. Bloom

67 98.53%

Write-In

1 1.47%

Total ... 68 100.00%

DEM - Mills Township Clerk 1/1 100.00%

Under Votes: 10

Over Votes: 0

Maxine M. Brink

80 100.00%

Write-In

0 0.00%

Total ... 80 100.00%

DEM - Mills Township Treasurer 1/1 100.00%

Under Votes: 85

Over Votes: 0

Write-In

5 100.00%

Total ... 5 100.00%

DEM - Mills Township Trustee 1/1 100.00%

Under Votes: 40

Over Votes: 0

Amy Hoover

73 52.14%

Alan L. Wendt

66 47.14%

Write-In

1 0.71%

Total ... 140 100.00%

DEM - Mills Township Delegate Precinct 1/1 100.00%

Under Votes: 114

Over Votes: 0

Karol Lee Walker

65 98.48%

Write-In

1 1.52%

Total ... 66 100.00%

DEM - Mt. Haley Township Supervisor 1/1 100.00%

Under Votes: 40

Over Votes: 0

Write-In

2 100.00%

Total ... 2 100.00%

DEM - Mt. Haley Township Clerk 1/1 100.00%

Under Votes: 40

Over Votes: 0

Write-In

2 100.00%

Total ... 2 100.00%

DEM - Mt. Haley Township Treasurer 1/1 100.00%

Under Votes: 40

Over Votes: 0

Write-In

2 100.00%

Total ... 2 100.00%

DEM - Mt. Haley Township Trustee 1/1 100.00%

Under Votes: 79

Over Votes: 0

Write-In

5 100.00%

Total ... 5 100.00%

DEM - Mt. Haley Delegate Township Precinct 1/1 100.00%

Under Votes: 45

Over Votes: 0

Connie Glave

38 97.44%

Write-In

1 2.56%

Total ... 39 100.00%

Midland_August2016_E

August 2, 2016

Summary Report

MI County

Recanvassed Final Results

DEM - Porter Township Supervisor	1/1 100.00%	DEM - Warren Township Treasurer	1/1 100.00%
Under Votes: 22		Under Votes: 37	
Over Votes: 0		Over Votes: 0	
Write-In	5 100.00%	Write-In	4 100.00%
Total ...	5 100.00%	Total ...	4 100.00%
DEM - Porter Township Clerk	1/1 100.00%	DEM - Warren Township Trustee	1/1 100.00%
Under Votes: 24		Under Votes: 77	
Over Votes: 0		Over Votes: 0	
Write-In	3 100.00%	Write-In	5 100.00%
Total ...	3 100.00%	Total ...	5 100.00%
DEM - Porter Township Treasurer	1/1 100.00%	DEM - Warren Township Delegate Precin	1/1 100.00%
Under Votes: 24		Under Votes: 44	
Over Votes: 0		Over Votes: 0	
Write-In	3 100.00%	Richard A. McInerney	38 100.00%
Total ...	3 100.00%	Write-In	0 0.00%
		Total ...	38 100.00%
DEM - Porter Township Trustee	1/1 100.00%	DEM - City of Coleman Delegate Precinct	1/1 100.00%
Under Votes: 31		Under Votes: 27	
Over Votes: 0		Over Votes: 0	
Donald Anger	21 91.30%	Write-In	4 100.00%
Write-In	2 8.70%	Total ...	4 100.00%
Total ...	23 100.00%		
DEM - Porter Township Delegate Townsh	1/1 100.00%	DEM - City of Midland Delegate Ward 1 P	1/1 100.00%
Under Votes: 24		Under Votes: 51	
Over Votes: 0		Over Votes: 0	
Write-In	3 100.00%	Write-In	3 100.00%
Total ...	3 100.00%	Total ...	3 100.00%
DEM - Warren Township Supervisor	1/1 100.00%	DEM - City of Midland Delegate Ward 1 P	1/1 100.00%
Under Votes: 37		Under Votes: 52	
Over Votes: 0		Over Votes: 0	
Write-In	4 100.00%	Nancy K. Janoch	36 100.00%
Total ...	4 100.00%	Write-In	0 0.00%
		Total ...	36 100.00%
DEM - Warren Township Clerk	1/1 100.00%	DEM - City of Midland Delegate Ward 1 P	1/1 100.00%
Under Votes: 36		Under Votes: 18	
Over Votes: 0		Over Votes: 0	
Write-In	5 100.00%	Write-In	3 100.00%
Total ...	5 100.00%	Total ...	3 100.00%

Midland_August2016_E

August 2, 2016

Summary Report

MI County

Recanvassed Final Results

DEM - City of Midland Delegate Ward 1 P		1/1 100.00%	DEM - City of Midland Delegate Ward 2 P		1/1 100.00%
Under Votes:	37		Write-In	3	3.90%
Over Votes:	0				
Scott Groulx	23	85.19%	Total ...	77	100.00%
Write-In	4	14.81%	DEM - City of Midland Delegate Ward 3 P		1/1 100.00%
Total ...	27	100.00%	Under Votes:	36	
			Over Votes:	0	
DEM - City of Midland Delegate Ward 1 P		1/1 100.00%	Jon Cleland-Host	46	46.94%
Under Votes:	1		Maxine R. Guettler	52	53.06%
Over Votes:	0		Write-In	0	0.00%
Marguerite Acker	11	100.00%	Total ...	98	100.00%
Write-In	0	0.00%	DEM - City of Midland Delegate Ward 3 P		1/1 100.00%
Total ...	11	100.00%	Under Votes:	31	
			Over Votes:	0	
DEM - City of Midland Delegate Ward 1 P		0/1 0.00%	Sandra S. Williams-Haughton	32	91.43%
Under Votes:	3		Write-In	3	8.57%
Over Votes:	0		Total ...	35	100.00%
Write-In	0	0.00%	DEM - City of Midland Delegate Ward 3 P		1/1 100.00%
Total ...	0	0.00%	Under Votes:	57	
			Over Votes:	0	
DEM - City of Midland Delegate Ward 2 P		1/1 100.00%	Write-In	7	100.00%
Under Votes:	82		Total ...	7	100.00%
Over Votes:	0		DEM - City of Midland Delegate Ward 3 P		1/1 100.00%
Write-In	10	100.00%	Under Votes:	8	
Total ...	10	100.00%	Over Votes:	0	
			Philip Sarnacke	45	50.00%
DEM - City of Midland Delegate Ward 2 P		1/1 100.00%	Peggy Smith	45	50.00%
Under Votes:	162		Write-In	0	0.00%
Over Votes:	0		Total ...	90	100.00%
Lori Franson	66	100.00%	DEM - City of Midland Delegate Ward 4 P		1/1 100.00%
Write-In	0	0.00%	Under Votes:	130	
Total ...	66	100.00%	Over Votes:	0	
			Write-In	8	100.00%
DEM - City of Midland Delegate Ward 2 P		1/1 100.00%	Total ...	8	100.00%
Under Votes:	74		DEM - City of Midland Delegate Ward 4 P		1/1 100.00%
Over Votes:	0		Under Votes:	39	
Write-In	6	100.00%	Over Votes:	0	
Total ...	6	100.00%	Greg Mayville	27	100.00%
			Write-In	0	0.00%
DEM - City of Midland Delegate Ward 2 P		1/1 100.00%	Total ...	27	100.00%
Under Votes:	97				
Over Votes:	0				
Gerard P. Butler	33	42.86%			
Cheryl Levy	41	53.25%			

Midland_August2016_E

August 2, 2016

Summary Report

MI County

Recanvassed Final Results

DEM - City of Midland Delegate Ward 4 P 1/1 100.00%

Under Votes: 76
Over Votes: 0

Deborah Ramirez-Bishop 35 97.22%
Write-In 1 2.78%

Total ... 36 100.00%

DEM - City of Midland Delegate Ward 4 P 1/1 100.00%

Under Votes: 86
Over Votes: 0

Ronald C. Parmele 49 94.23%
Write-In 3 5.77%

Total ... 52 100.00%

DEM - City of Midland Delegate Ward 4 P 1/1 100.00%

Under Votes: 63
Over Votes: 0

Write-In 7 100.00%

Total ... 7 100.00%

DEM - City of Midland Delegate Ward 5 P 1/1 100.00%

Under Votes: 93
Over Votes: 0

David Brausch 64 47.41%
Joan Brausch 70 51.85%
Write-In 1 0.74%

Total ... 135 100.00%

DEM - City of Midland Delegate Ward 5 P 1/1 100.00%

Under Votes: 134
Over Votes: 0

Write-In 13 100.00%

Total ... 13 100.00%

DEM - City of Midland Delegate Ward 5 P 1/1 100.00%

Under Votes: 108
Over Votes: 0

Write-In 14 100.00%

Total ... 14 100.00%

DEM - City of Midland Delegate Ward 5 P 1/1 100.00%

Under Votes: 57
Over Votes: 0

Yvonne Gorton 38 84.44%

DEM - City of Midland Delegate Ward 5 P 1/1 100.00%

Write-In 7 15.56%

Total ... 45 100.00%

DEM - City of Midland Delegate Ward 5 P 1/1 100.00%

Under Votes: 83
Over Votes: 0

Write-In 11 100.00%

Total ... 11 100.00%

Midland County 911 Dispatch 49/49 100.00%

Under Votes: 469
Over Votes: 0

YES 5,315 76.78%
NO 1,607 23.22%

Total ... 6,922 100.00%

Midland County Mosquito Abatement 49/49 100.00%

Under Votes: 442
Over Votes: 0

YES 6,123 88.11%
NO 826 11.89%

Total ... 6,949 100.00%

Greendale Township Fire Protection 1/1 100.00%

Under Votes: 8
Over Votes: 0

YES 102 60.36%
NO 67 39.64%

Total ... 169 100.00%

Hope Township Road Millage 1/1 100.00%

Under Votes: 5
Over Votes: 0

YES 113 76.35%
NO 35 23.65%

Total ... 148 100.00%

Bullock Creek BC Bonding Proposal 11/11 100.00%

Under Votes: 75
Over Votes: 1

YES 796 65.35%
NO 422 34.65%

Total ... 1,218 100.00%

Midland_August2016_E
August 2, 2016
Summary Report
MI County
Recanvassed Final Results

Freeland Community School Millage Ren	0/1	0.00%
<hr/>		
Under Votes: 0		
Over Votes: 0		
YES	0	0.00%
NO	0	0.00%
Total ...	0	0.00%

Martin, Michele (MDOS)

From: Ann Manary <AManary@co.midland.mi.us>
Sent: Tuesday, August 09, 2016 11:27 AM
To: Quiroga, Evelyn (MDOS)
Cc: Martin, Michele (MDOS)
Attachments: doc04190420160809102438.pdf

Re-canvassed results for Midland

This email and any files transmitted with it are confidential and intended solely for the use of the individual or entity to which they are addressed. If you have received this email in error, please notify the originator of this message. This email message has been scanned for the presence of computer viruses. Any views expressed in this message are those of the individual sender, except where the sender specifies and with authority states them to be the views of Midland County.

2016-08-09 11:27 AM
Ann Manary
Michele Martin
Evelyn Quiroga

Martin, Michele (MDOS)

From: Ann Manary <AManary@co.midland.mi.us>
Sent: Tuesday, August 09, 2016 2:23 PM
To: Martin, Michele (MDOS)

Gary Glenn 2,590 is the correct number. Thank you for taking care of this for me.

Ann Manary
Midland County Clerk

This email and any files transmitted with it are confidential and intended solely for the use of the individual or entity to which they are addressed. If you have received this email in error, please notify the originator of this message. This email message has been scanned for the presence of computer viruses. Any views expressed in this message are those of the individual sender, except where the sender specifies and with authority states them to be the views of Midland County.

2016 AUG -9 PM 2:23
ANN-MANARY@CO.MIDLAND.MI.US

MICHIGAN DEPARTMENT OF STATE
Bureau Of Elections
P.O. Box 20126
Lansing, Michigan 48901
Phone: (517) 373-2540

County: **MIDLAND**

County Code: (56)

OFFICIAL COUNTY VOTE TOTALS

(Summary of County Canvasser's Statement)

Primary Election

Tuesday, August 2, 2016

Return To: MICHIGAN DEPARTMENT OF STATE

Bureau Of Elections

P.O. Box 20126

Lansing, Michigan 48901

Phone: (517) 373-2540

IMPORTANT

FIVE STEPS FOR COMPLETION OF FORM

- 1.) Check for candidate name omissions on this form by comparing it against the candidate names printed on the county's ballots. If an omission is found, contact the Department of State's Bureau of Elections in Lansing.
- 2.) Enter all totals in words and numerals. Example: Three Hundred twenty-one (321). Do not fail to enter the county's Poll Book total below. When entering total number of votes cast for all candidates for a particular office, DO NOT include write-in votes cast for individuals who did not submit a Declaration of Intent form.
- 3.) Double check all entries for errors. There can be no discrepancies in the totals recorded on this form, the totals entered on the Official County Canvassers' Statement and the precinct results certified for your county. Complete accuracy is of extreme importance as the totals entered on this form represent the official record of the election.
- 4.) After completing the form, affix all required signatures and county seal on the last page.
- 5.) Mail the original copy of this form to the Department of State's Bureau of Elections as soon as it is completed.

POLL BOOK TOTAL

The TOTAL NUMBER OF PEOPLE voting at this election as shown by the POLL BOOK

was **SEVEN THOUSAND THREE HUNDRED EIGHTY SEVEN**

(7387).

MICHIGAN DEPARTMENT OF STATE

Bureau Of Elections

P.O. Box 20126

Lansing, Michigan 48901

Phone: (517) 373--2540

OFFICIAL COUNTY VOTE TOTALS

(Summary of County Canvasser's Statement)

Primary Election

Tuesday, August 2, 2016

County: MIDLAND (56) (Office Code: 06004000):

4th District Representative in Congress 2 Year Term (1) Position

	Number of Votes
REP Moolenaar, John received FOUR THOUSAND EIGHTY SIX	votes. 4086
DEM Write-In Wirth, Debra received FOUR HUNDRED FIFTY EIGHT	votes. 458

The total number of votes cast for (Office Code: 06004000):
4th District Representative in Congress 2 Year Term (1) Position

was FOUR THOUSAND FIVE HUNDRED FORTY FOUR votes. 4544
(Enter the sum of the votes cast for ONLY the candidates listed above. DO NOT include write-in votes cast for individuals who did not submit a Declaration of Intent form.)

MICHIGAN DEPARTMENT OF STATE

Bureau Of Elections

P.O. Box 20126

Lansing, Michigan 48901

Phone: (517) 373-2540

OFFICIAL COUNTY VOTE TOTALS

(Summary of County Canvasser's Statement)

Primary Election

Tuesday, August 2, 2016

County: MIDLAND (56) (Office Code: 08098000):

98th District Representative in State Legislature 2 Year Term (1) Position

	Number of Votes
REP Glenn, Gary received TWO THOUSAND FIVE HUNDRED EIGHTY EIGHT	votes. 2588
DEM Mallicoat, Geoff received ONE THOUSAND FIVE HUNDRED FORTY EIGHT	votes. 1548

The total number of votes cast for (Office Code: 08098000):

98th District Representative in State Legislature 2 Year Term (1) Position

was FOUR THOUSAND ONE HUNDRED THIRTY SIX

votes. 4136

(Enter the sum of the votes cast for ONLY the candidates listed above. DO NOT include write-in votes cast for individuals who did not submit a Declaration of Intent form.)

MICHIGAN DEPARTMENT OF STATE

Bureau Of Elections

P.O. Box 20126

Lansing, Michigan 48901

Phone: (517) 373-2540

OFFICIAL COUNTY VOTE TOTALS

(Summary of County Canvasser's Statement)

Primary Election

Tuesday, August 2, 2016

County: MIDLAND (56) (Office Code: 08099000):

99th District Representative in State Legislature 2 Year Term (1) Position

REP	Hauck, Roger	received NINE HUNDRED FORTY EIGHT	votes.	948
REP	Stressman, Robin	received THREE HUNDRED EIGHTY EIGHT	votes.	388
DEM	Mielke, Bryan	received FOUR HUNDRED SIXTY TWO	votes.	462

The total number of votes cast for (Office Code: 08099000):

99th District Representative in State Legislature 2 Year Term (1) Position

was ONE THOUSAND SEVEN HUNDRED NINETY EIGHT

votes. 1798

(Enter the sum of the votes cast for ONLY the candidates listed above. DO NOT include write-in votes cast for individuals who did not submit a Declaration of Intent form.)

MICHIGAN DEPARTMENT OF STATE
Bureau Of Elections
P.O. Box 20126
Lansing, Michigan 48901
Phone: (517) 373-2540

OFFICIAL COUNTY VOTE TOTALS
(Summary of County Canvasser's Statement)
Primary Election
Tuesday, August 2, 2016

State of Michigan County of MIDLAND ss.

We Hereby Certify, That the foregoing is a correct transcript of the Statement of the Board of County Canvassers, of the County of MIDLAND, of the votes given in such County for the indicated candidates at the Primary Election held on Tuesday, August 2, 2016, as appears from the original statement on file in the office of the County Clerk.

In Witness Whereof, we have hereunto set our hands and caused to be affixed the Seal of the Circuit Court for the County of MIDLAND this 09 day of August, 2016.

Board of County

Canvassers'

Signatures

Attest:

(Seal)

Clerk of the Board of County Canvassers

Midland_August2016_E

August 2, 2016

Precinct Report

MI County

City of Midland Ward 1 Precinct 1

Registration & Turnout	1,128	
Election Day MPR Turnout	69	6.12%
Manual Entry Election Day Turnout	0	0.00%
County Clerk Turnout	0	0.00%
AV Voting Locations Turnout	0	0.00%
Total...	69	6.12%

REP - US Rep in Congress 4th District (Final)

Under Votes: 1		
Over Votes: 0		
John Moolenaar	34	100.00%
Total...	34	100.00%

REP - 98th State Representative District (Final)

Under Votes: 3		
Over Votes: 0		
Gary Glenn	32	100.00%
Total...	32	100.00%

REP - Prosecuting Attorney (Final)

Under Votes: 1		
Over Votes: 0		
J. Dee Brooks	34	100.00%
Total...	34	100.00%

REP - Sheriff (Final)

Under Votes: 1		
Over Votes: 0		
Scott Stephenson	33	100.00%
Total...	33	100.00%

REP - County Treasurer (Final)

Under Votes: 2		
Over Votes: 0		
Catherine L. Lunsford	33	100.00%
Total...	33	100.00%

REP - Register of Deeds (Final)

Under Votes: 1		
Over Votes: 0		
Julie K. Atkinson	34	100.00%
Total...	34	100.00%

REP - Drain Commissioner (Final)

Under Votes: 3		
Over Votes: 0		
Douglas Enos	32	100.00%
Total...	32	100.00%

City of Midland Ward 1 Precinct 1

REP - County Commissioner District 7 (Final)

Under Votes: 3		
Over Votes: 0		
Scott D. Noesen	32	100.00%
Total...	32	100.00%

DEM - 98th State Representative District (Final)

Under Votes: 3		
Over Votes: 0		
Geoff Malicoat	23	100.00%
Total...	23	100.00%

DEM - County Clerk (Final)

Under Votes: 8		
Over Votes: 0		
Ann Manary	19	100.00%
Total...	19	100.00%

Midland County 911 Dispatch (Final)

Under Votes: 3		
Over Votes: 0		
YES	56	84.85%
NO	10	15.15%
Total...	66	100.00%

Midland County Mosquito Abatement (Final)

Under Votes: 3		
Over Votes: 0		
YES	65	98.48%
NO	1	1.52%
Total...	66	100.00%

PREPARED BY
 DATE
 TIME
 BY
 FOR

Midland_August2016_E

August 2, 2016

Precinct Report

MI County

City of Midland Ward 1 Precinct 2

City of Midland Ward 1 Precinct 2

Registration & Turnout				REP - County Commissioner District 4 (Final)			
		1,432					
Election Day MPR Turnout	100	6.98%		Under Votes: 6			
Manual Entry Election Day Turnout	0	0.00%		Over Votes: 0			
County Clerk Turnout	0	0.00%		Gaye Terwillegar	46	100.00%	
AV Voting Locations Turnout	0	0.00%		Total...	46	100.00%	
Total...	100	6.98%					
REP - US Rep in Congress 4th District (Final)				DEM - 98th State Representative District (Final)			
Under Votes: 0				Under Votes: 1			
Over Votes: 0				Over Votes: 0			
John Moolenaar	52	100.00%		Geoff Malicoat	43	100.00%	
Total...	52	100.00%		Total...	43	100.00%	
REP - 98th State Representative District (Final)				DEM - County Clerk (Final)			
Under Votes: 4				Under Votes: 8			
Over Votes: 0				Over Votes: 0			
Gary Glenn	47	100.00%		Ann Manary	36	100.00%	
Total...	47	100.00%		Total...	36	100.00%	
REP - Prosecuting Attorney (Final)				DEM - County Commissioner District 4 (Final)			
Under Votes: 3				Under Votes: 3			
Over Votes: 0				Over Votes: 0			
J. Dee Brooks	48	100.00%		Eric H. Anders	41	100.00%	
Total...	48	100.00%		Total...	41	100.00%	
REP - Sheriff (Final)				DEM - City of Midland Delegate Ward 1 Precinct 2-Dem (Final)			
Under Votes: 3				Under Votes: 52			
Over Votes: 0				Over Votes: 0			
Scott Stephenson	48	100.00%		Nancy K. Janoch	36	100.00%	
Total...	48	100.00%		Total...	36	100.00%	
REP - County Treasurer (Final)				Midland County 911 Dispatch (Final)			
Under Votes: 7				Under Votes: 4			
Over Votes: 0				Over Votes: 0			
Catherine L. Lunsford	45	100.00%		YES	75	78.13%	
Total...	45	100.00%		NO	21	21.88%	
				Total...	96	100.00%	
REP - Register of Deeds (Final)				Midland County Mosquito Abatement (Final)			
Under Votes: 5				Under Votes: 4			
Over Votes: 0				Over Votes: 0			
Julie K. Atkinson	47	100.00%		YES	84	87.50%	
Total...	47	100.00%		NO	12	12.50%	
REP - Drain Commissioner (Final)				Total...	96	100.00%	
Under Votes: 7							
Over Votes: 0							
Douglas Enos	45	100.00%					
Total...	45	100.00%					

Midland_August2016_E

August 2, 2016

Precinct Report

MI County

City of Midland Ward 1 Precinct 3

City of Midland Ward 1 Precinct 3

Registration & Turnout				REP - County Commissioner District 5 (Final)			
	581						
Election Day MPR Turnout	48	8.26%		Under Votes: 1			
Manual Entry Election Day Turnout	0	0.00%		Over Votes: 0			
County Clerk Turnout	0	0.00%		Jim Geisler	16	100.00%	
AV Voting Locations Turnout	0	0.00%					
Total...	48	8.26%		Total...	16	100.00%	
REP - US Rep in Congress 4th District (Final)				DEM - 98th State Representative District (Final)			
Under Votes: 0				Under Votes: 2			
Over Votes: 0				Over Votes: 0			
John Moolesnaar	17	100.00%		Geoff Malicoat	19	100.00%	
Total...	17	100.00%		Total...	19	100.00%	
REP - 98th State Representative District (Final)				DEM - County Clerk (Final)			
Under Votes: 1				Under Votes: 2			
Over Votes: 0				Over Votes: 0			
Gary Glenn	16	100.00%		Ann Manary	19	100.00%	
Total...	16	100.00%		Total...	19	100.00%	
REP - Prosecuting Attorney (Final)				Midland County 911 Dispatch (Final)			
Under Votes: 1				Under Votes: 4			
Over Votes: 0				Over Votes: 0			
J. Dee Brooks	16	100.00%		YES	39	88.64%	
Total...	16	100.00%		NO	5	11.36%	
				Total...	44	100.00%	
REP - Sheriff (Final)				Midland County Mosquito Abatement (Final)			
Under Votes: 1				Under Votes: 4			
Over Votes: 0				Over Votes: 0			
Scott Stephenson	16	100.00%		YES	43	97.73%	
Total...	16	100.00%		NO	1	2.27%	
				Total...	44	100.00%	
REP - County Treasurer (Final)				Bullock Creek BC Bonding Proposal (Final)			
Under Votes: 1				Under Votes: 0			
Over Votes: 0				Over Votes: 0			
Catherine L. Lunsford	16	100.00%		YES	1	100.00%	
Total...	16	100.00%		NO	0	0.00%	
				Total...	1	0.00%	
REP - Register of Deeds (Final)							
Under Votes: 1							
Over Votes: 0							
Julie K. Atkinson	16	100.00%					
Total...	16	100.00%					
REP - Drain Commissioner (Final)							
Under Votes: 1							
Over Votes: 0							
Douglas Enos	16	100.00%					
Total...	16	100.00%					

Midland_August2016_E

August 2, 2016

MI County

City of Midland Ward 1 Precinct 4

Registration & Turnout	1,379		
Election Day MPR Turnout	105	7.61%	
Manual Entry Election Day Turnout	0	0.00%	
County Clerk Turnout	0	0.00%	
AV Voting Locations Turnout	0	0.00%	
Total...	105	7.61%	

REP - US Rep in Congress 4th District	(Final)		
Under Votes: 4			
Over Votes: 0			
John Moolenaar	61	100.00%	
Total...	61	100.00%	

REP - 98th State Representative District	(Final)		
Under Votes: 7			
Over Votes: 0			
Gary Glenn	58	100.00%	
Total...	58	100.00%	

REP - Prosecuting Attorney	(Final)		
Under Votes: 6			
Over Votes: 0			
J. Dee Brooks	59	100.00%	
Total...	59	100.00%	

REP - Sheriff	(Final)		
Under Votes: 8			
Over Votes: 0			
Scott Stephenson	58	100.00%	
Total...	58	100.00%	

REP - County Treasurer	(Final)		
Under Votes: 10			
Over Votes: 0			
Catherine L. Lunsford	56	100.00%	
Total...	56	100.00%	

REP - Register of Deeds	(Final)		
Under Votes: 8			
Over Votes: 1			
Julie K. Atkinson	57	100.00%	
Total...	57	100.00%	

REP - Drain Commissioner	(Final)		
Under Votes: 8			
Over Votes: 0			
Douglas Enos	57	100.00%	
Total...	57	100.00%	

City of Midland Ward 1 Precinct 4

REP - County Commissioner District 4	(Final)		
Under Votes: 7			
Over Votes: 0			
Gaye Terwillegar	58	100.00%	
Total...	58	100.00%	

REP - City of Midland Delegate Ward 1 Precinct 4-Rep	(Final)		
Under Votes: 28			
Over Votes: 0			
Terra Carpenter	54	51.92%	
Kim Holzhauer	50	48.08%	
Total...	104	100.00%	

DEM - 98th State Representative District	(Final)		
Under Votes: 1			
Over Votes: 0			
Geoff Malicoat	31	100.00%	
Total...	31	100.00%	

DEM - County Clerk	(Final)		
Under Votes: 2			
Over Votes: 0			
Ann Manary	30	100.00%	
Total...	30	100.00%	

DEM - County Commissioner District 4	(Final)		
Under Votes: 8			
Over Votes: 0			
Eric H. Anders	24	100.00%	
Total...	24	100.00%	

DEM - City of Midland Delegate Ward 1 Precinct 4-Dem	(Final)		
Under Votes: 37			
Over Votes: 0			
Scott Groulx	23	100.00%	
Total...	23	100.00%	

Midland County 911 Dispatch	(Final)		
Under Votes: 10			
Over Votes: 0			
YES	82	86.32%	
NO	13	13.68%	
Total...	95	100.00%	

Midland County Mosquito Abatement	(Final)		
Under Votes: 10			
Over Votes: 0			
YES	89	93.68%	
NO	6	6.32%	
Total...	95	100.00%	

Midland_August2016_E

August 2, 2016

Precinct Report

MI County

City of Midland Ward 1 Precinct 5

City of Midland Ward 1 Precinct 5

Registration & Turnout			1,019	REP - County Commissioner District 4			(Final)
Election Day MPR Turnout	30	2.94%		Under Votes: 3			
Manual Entry Election Day Turnout	0	0.00%		Over Votes: 0			
County Clerk Turnout	0	0.00%		Gaye Terwillegar			15 100.00%
AV Voting Locations Turnout	0	0.00%		Total...			15 100.00%
Total...	30	2.94%		DEM - 98th State Representative District			(Final)
REP - US Rep in Congress 4th District			(Final)	Under Votes: 1			
Under Votes: 1				Over Votes: 0			
Over Votes: 0				Geoff Malicoat			11 100.00%
John Moolenaar			17 100.00%	Total...			11 100.00%
Total...	17	100.00%		DEM - County Clerk			(Final)
REP - 98th State Representative District			(Final)	Under Votes: 3			
Under Votes: 2				Over Votes: 0			
Over Votes: 0				Ann Manary			9 100.00%
Gary Glenn			16 100.00%	Total...			9 100.00%
Total...	16	100.00%		DEM - County Commissioner District 4			(Final)
REP - Prosecuting Attorney			(Final)	Under Votes: 3			
Under Votes: 3				Over Votes: 0			
Over Votes: 0				Eric H. Anders			9 100.00%
J. Dee Brooks			15 100.00%	Total...			9 100.00%
Total...	15	100.00%		DEM - City of Midland Delegate Ward 1 Precinct 5-Dem			(Final)
REP - Sheriff			(Final)	Under Votes: 1			
Under Votes: 3				Over Votes: 0			
Over Votes: 0				Marguerite Acker			11 100.00%
Scott Stephenson			15 100.00%	Total...			11 100.00%
Total...	15	100.00%		Midland County 911 Dispatch			(Final)
REP - County Treasurer			(Final)	Under Votes: 2			
Under Votes: 4				Over Votes: 0			
Over Votes: 0				YES			20 71.43%
Catherine L. Lunsford			14 100.00%	NO			8 28.57%
Total...	14	100.00%		Total...			28 100.00%
REP - Register of Deeds			(Final)	Midland County Mosquito Abatement			(Final)
Under Votes: 5				Under Votes: 1			
Over Votes: 0				Over Votes: 0			
Julie K. Atkinson			13 100.00%	YES			25 86.21%
Total...	13	100.00%		NO			4 13.79%
REP - Drain Commissioner			(Final)	Total...			29 100.00%
Under Votes: 4							
Over Votes: 0							
Douglas Enos			14 100.00%				
Total...	14	100.00%					

August 2, 2016

MI County

Final Cummulative

City of Midland Ward 1 Precinct 6

City of Midland Ward 1 Precinct 6

Registration & Turnout			128	DEM - 98th State Representative District		(Final)
Election Day MPR Turnout	4	3.13%	Under Votes: 2			
Manual Entry Election Day Turnout	0	0.00%	Over Votes: 0			
County Clerk Turnout	0	0.00%	Geoff Malicoat			
AV Voting Locations Turnout	0	0.00%	1 100.00%			
Total...	4	3.13%	Total... 1 100.00%			
REP - Rep in Congress 5th District			(Final)	DEM - County Executive - Bay (Final)		
Under Votes: 0			Under Votes: 0			
Over Votes: 0			Over Votes: 0			
Al Hardwick	1	100.00%	Jim Barcia 2 66.67%			
Total...	1	100.00%	Tom Hickner 1 33.33%			
			Mark McFarlin 0 0.00%			
REP - 98th State Representative District			(Final)	Total... 3 0.00%		
Under Votes: 0			DEM - Prosecutor - Bay (Final)			
Over Votes: 0			Under Votes: 1			
Gary Glenn	1	100.00%	Over Votes: 0			
Total...	1	100.00%	Nancy E. Borushko 2 100.00%			
REP - Sheriff - Bay			(Final)	Marcus Garske 0 0.00%		
Under Votes: 0			Total... 2 0.00%			
Over Votes: 0			DEM - Sheriff - Bay (Final)			
Jason Holsapple	1	100.00%	Under Votes: 0			
Total...	1	100.00%	Over Votes: 0			
REP - Road Commissioner Bay County			(Final)	Troy Cunningham 1 33.33%		
Under Votes: 0			Robert C. Lee 0 0.00%			
Over Votes: 0			Terry Spencer 2 66.67%			
Michael Rivard	1	100.00%	Total... 3 100.00%			
Total...	1	100.00%	DEM - Clerk - Bay (Final)			
REP - Drain Commissioner - Bay			(Final)	Under Votes: 2		
Under Votes: 0			Over Votes: 0			
Over Votes: 0			Cynthia A. Luczak 1 100.00%			
Nelson Hans Niederer	1	100.00%	Total... 1 100.00%			
Total...	1	100.00%	DEM - Treasurer - Bay (Final)			
REP - County Commissioner Bay City District 1			(Final)	Under Votes: 2		
Under Votes: 0			Over Votes: 0			
Over Votes: 0			Richard F> Brzezinski 1 100.00%			
Brandon DeFrain	1	100.00%	Total... 1 100.00%			
Total...	1	100.00%	DEM - Register of Deeds - Bay (Final)			
DEM - Rep in Congress 5th District			(Final)	Under Votes: 1		
Under Votes: 2			Over Votes: 0			
Over Votes: 0			Kellie Bodrie 1 50.00%			
Daniel T. Kildee	1	100.00%	Brandon Krause 1 50.00%			
Total...	1	100.00%	Total... 2 100.00%			

August 2, 2016

MI County
Final Cumulative

City of Midland Ward 1 Precinct 6

DEM - Road Commissioner Bay County (Final)

Under Votes: 1

Over Votes: 0

Patrick Beson 2 100.00%

Total... 2 100.00%

DEM - Drain Commissioner - Bay (Final)

Under Votes: 1

Over Votes: 0

Joseph Rivet 2 100.00%

Total... 2 100.00%

DEM - County Commissioner Bay City District 1 (Final)

Under Votes: 1

Over Votes: 0

Michael Duranczyk 2 100.00%

Total... 2 100.00%

Midland_August2016_E

August 2, 2016

Precinct Report

MI County

City of Midland Ward 2 Precinct 1

City of Midland Ward 2 Precinct 1

Registration & Turnout				1,236	REP - County Commissioner District 7				(Final)
Election Day MPR Turnout	115	9.30%			Under Votes: 6				
Manual Entry Election Day Turnout	0	0.00%			Over Votes: 0				
County Clerk Turnout	0	0.00%			Scott D. Noesen				47 100.00%
AV Voting Locations Turnout	0	0.00%			Total...				47 100.00%
Total...	115	9.30%			REP - City of Midland Delegate Ward 2 Precinct 1-Rep				(Final)
REP - US Rep in Congress 4th District				(Final)	Under Votes: 30				
Under Votes: 2					Over Votes: 0				
Over Votes: 1					Laura M. Moolenaar				44 34.11%
John Moolenaar				50 100.00%	Robert J. Moolenaar				44 34.11%
Total...				50 100.00%	Judith Ann Rapanos				41 31.78%
REP - 98th State Representative District				(Final)	Total...				129 100.00%
Under Votes: 7					DEM - 98th State Representative District				(Final)
Over Votes: 0					Under Votes: 3				
Gary Glenn				44 100.00%	Over Votes: 0				
Total...				44 100.00%	Geoff Malicoat				43 100.00%
REP - Prosecuting Attorney				(Final)	Total...				43 100.00%
Under Votes: 10					DEM - County Clerk				(Final)
Over Votes: 0					Under Votes: 4				
J. Dee Brooks				43 100.00%	Over Votes: 0				
Total...				43 100.00%	Ann Manary				42 100.00%
REP - Sheriff				(Final)	Total...				42 100.00%
Under Votes: 5					Midland County 911 Dispatch				(Final)
Over Votes: 0					Under Votes: 4				
Scott Stephenson				48 100.00%	Over Votes: 0				
Total...				48 100.00%	YES				92 82.88%
REP - County Treasurer				(Final)	NO				19 17.12%
Under Votes: 4					Total...				111 100.00%
Over Votes: 0					Midland County Mosquito Abatement				(Final)
Catherine L. Lunsford				49 100.00%	Under Votes: 4				
Total...				49 100.00%	Over Votes: 0				
REP - Register of Deeds				(Final)	YES				95 85.59%
Under Votes: 5					NO				16 14.41%
Over Votes: 1					Total...				111 100.00%
Julie K. Atkinson				47 100.00%					
Total...				47 100.00%					
REP - Drain Commissioner				(Final)					
Under Votes: 6									
Over Votes: 0									
Douglas Enos				47 100.00%					
Total...				47 100.00%					

Midland_August2016_E

August 2, 2016

Precinct Report

MI County

City of Midland Ward 2 Precinct 2

City of Midland Ward 2 Precinct 2

Registration & Turnout		1,538		REP - County Commissioner District 7		(Final)
Election Day MPR Turnout	158	10.27%		Under Votes: 12		
Manual Entry Election Day Turnout	0	0.00%		Over Votes: 0		
County Clerk Turnout	0	0.00%		Scott D. Noesen	65	100.00%
AV Voting Locations Turnout	0	0.00%		Total...	65	100.00%
Total...	158	10.27%				
REP - US Rep in Congress 4th District			(Final)	REP - City of Midland Delegate Ward 2 Precinct 2-Rep		(Final)
Under Votes: 9				Under Votes: 168		
Over Votes: 0				Over Votes: 0		
John Moolenaar	67	100.00%		Eric J. Friedman	47	33.57%
Total...	67	100.00%		Matthew B. Ivan	45	32.14%
				Scott D. Noesen	48	34.29%
REP - 98th State Representative District			(Final)	Total...	140	100.00%
Under Votes: 17				DEM - 98th State Representative District		(Final)
Over Votes: 0				Under Votes: 5		
Gary Glenn	59	100.00%		Over Votes: 0		
Total...	59	100.00%		Geoff Malicoat	71	100.00%
REP - Prosecuting Attorney			(Final)	Total...	71	100.00%
Under Votes: 12				DEM - County Clerk		(Final)
Over Votes: 0				Under Votes: 10		
J. Dee Brooks	64	100.00%		Over Votes: 0		
Total...	64	100.00%		Ann Manary	66	100.00%
REP - Sheriff			(Final)	Total...	66	100.00%
Under Votes: 10				DEM - City of Midland Delegate Ward 2 Precinct 2-Dem		(Final)
Over Votes: 0				Under Votes: 162		
Scott Stephenson	66	100.00%		Over Votes: 0		
Total...	66	100.00%		Lori Franson	66	100.00%
REP - County Treasurer			(Final)	Total...	66	100.00%
Under Votes: 15				Midland County 911 Dispatch		(Final)
Over Votes: 0				Under Votes: 6		
Catherine L. Lunsford	62	100.00%		Over Votes: 0		
Total...	62	100.00%		YES	124	81.58%
REP - Register of Deeds			(Final)	NO	28	18.42%
Under Votes: 15				Total...	152	100.00%
Over Votes: 0				Midland County Mosquito Abatement		(Final)
Julie K. Atkinson	61	100.00%		Under Votes: 7		
Total...	61	100.00%		Over Votes: 0		
REP - Drain Commissioner			(Final)	YES	131	86.75%
Under Votes: 16				NO	20	13.25%
Over Votes: 0				Total...	151	100.00%
Douglas Enos	61	100.00%				
Total...	61	100.00%				

Midland_August2016_E

August 2, 2016

Precinct Report

MI County

City of Midland Ward 2 Precinct 3

Registration & Turnout	1,357		
Election Day MPR Turnout	85	6.26%	
Manual Entry Election Day Turnout	0	0.00%	
County Clerk Turnout	0	0.00%	
AV Voting Locations Turnout	0	0.00%	
Total...	85	6.26%	

REP - US Rep in Congress 4th District (Final)

Under Votes: 2			
Over Votes: 0			
John Moolenaar	35	100.00%	
Total...	35	100.00%	

REP - 98th State Representative District (Final)

Under Votes: 2			
Over Votes: 0			
Gary Glenn	35	100.00%	
Total...	35	100.00%	

REP - Prosecuting Attorney (Final)

Under Votes: 2			
Over Votes: 0			
J. Dee Brooks	35	100.00%	
Total...	35	100.00%	

REP - Sheriff (Final)

Under Votes: 2			
Over Votes: 0			
Scott Stephenson	35	100.00%	
Total...	35	100.00%	

REP - County Treasurer (Final)

Under Votes: 4			
Over Votes: 0			
Catherine L. Lunsford	33	100.00%	
Total...	33	100.00%	

REP - Register of Deeds (Final)

Under Votes: 3			
Over Votes: 0			
Julie K. Atkinson	34	100.00%	
Total...	34	100.00%	

REP - Drain Commissioner (Final)

Under Votes: 3			
Over Votes: 0			
Douglas Enos	34	100.00%	
Total...	34	100.00%	

City of Midland Ward 2 Precinct 3

REP - County Commissioner District 7 (Final)

Under Votes: 4			
Over Votes: 0			
Scott D. Noesen	33	100.00%	
Total...	33	100.00%	

DEM - 98th State Representative District (Final)

Under Votes: 5			
Over Votes: 0			
Geoff Malicoat	35	100.00%	
Total...	35	100.00%	

DEM - County Clerk (Final)

Under Votes: 8			
Over Votes: 1			
Ann Manary	31	100.00%	
Total...	31	100.00%	

Midland County 911 Dispatch (Final)

Under Votes: 4			
Over Votes: 0			
YES	63	77.78%	
NO	18	22.22%	
Total...	81	100.00%	

Midland County Mosquito Abatement (Final)

Under Votes: 3			
Over Votes: 0			
YES	67	81.71%	
NO	15	18.29%	
Total...	82	100.00%	

August 2, 2016

Precinct Report

MI County

City of Midland Ward 2 Precinct 4

City of Midland Ward 2 Precinct 4

Registration & Turnout				1,839	REP - County Commissioner District 5				(Final)
Election Day MPR Turnout	160	8.70%			Under Votes: 14				
Manual Entry Election Day Turnout	0	0.00%			Over Votes: 0				
County Clerk Turnout	0	0.00%			Jim Geisler				81 100.00%
AV Voting Locations Turnout	0	0.00%			Total...				81 100.00%
Total...	160	8.70%			REP - City of Midland Delegate Ward 2 Precinct 4-Rep				(Final)
REP - US Rep in Congress 4th District				(Final)	Under Votes: 278				
Under Votes: 4					Over Votes: 0				
Over Votes: 0					Margaret Copeland				65 32.18%
John Moolenaar				91 100.00%	Mike Hayes				67 33.17%
Total...				91 100.00%	Amy Moolenaar				70 34.65%
REP - 98th State Representative District				(Final)	Total...				202 100.00%
Under Votes: 6					DEM - 98th State Representative District				(Final)
Over Votes: 0					Under Votes: 6				
Gary Glenn				90 100.00%	Over Votes: 0				
Total...				90 100.00%	Geoff Malicoat				52 100.00%
REP - Prosecuting Attorney				(Final)	Total...				52 100.00%
Under Votes: 14					DEM - County Clerk				(Final)
Over Votes: 0					Under Votes: 9				
J. Dee Brooks				81 100.00%	Over Votes: 0				
Total...				81 100.00%	Ann Manary				49 100.00%
REP - Sheriff				(Final)	Total...				49 100.00%
Under Votes: 12					DEM - City of Midland Delegate Ward 2 Precinct 4-Dem				(Final)
Over Votes: 0					Under Votes: 97				
Scott Stephenson				83 100.00%	Over Votes: 0				
Total...				83 100.00%	Gerard P. Butler				33 44.59%
REP - County Treasurer				(Final)	Cheryl Levy				41 55.41%
Under Votes: 15					Total...				74 100.00%
Over Votes: 0					Midland County 911 Dispatch				(Final)
Catherine L. Lunsford				80 100.00%	Under Votes: 13				
Total...				80 100.00%	Over Votes: 0				
REP - Register of Deeds				(Final)	YES				125 85.03%
Under Votes: 12					NO				22 14.97%
Over Votes: 0					Total...				147 100.00%
Julie K. Atkinson				83 100.00%	Midland County Mosquito Abatement				(Final)
Total...				83 100.00%	Under Votes: 13				
REP - Drain Commissioner				(Final)	Over Votes: 0				
Under Votes: 12					YES				138 93.88%
Over Votes: 0					NO				9 6.12%
Douglas Enos				83 100.00%	Total...				147 100.00%
Total...				83 100.00%					

Midland_August2016_E

August 2, 2016

Precinct Report

MI County

City of Midland Ward 3 Precinct 1

Registration & Turnout	1,499		
Election Day MPR Turnout	157	10.47%	
Manual Entry Election Day Turnout	0	0.00%	
County Clerk Turnout	0	0.00%	
AV Voting Locations Turnout	0	0.00%	
Total...	157	10.47%	

REP - US Rep in Congress 4th District (Final)

Under Votes: 4			
Over Votes: 0			
John Moolenaar	76	100.00%	
Total...	76	100.00%	

REP - 98th State Representative District (Final)

Under Votes: 12			
Over Votes: 0			
Gary Glenn	67	100.00%	
Total...	67	100.00%	

REP - Prosecuting Attorney (Final)

Under Votes: 6			
Over Votes: 0			
J. Dee Brooks	74	100.00%	
Total...	74	100.00%	

REP - Sheriff (Final)

Under Votes: 1			
Over Votes: 0			
Scott Stephenson	79	100.00%	
Total...	79	100.00%	

REP - County Treasurer (Final)

Under Votes: 6			
Over Votes: 0			
Catherine L. Lunsford	74	100.00%	
Total...	74	100.00%	

REP - Register of Deeds (Final)

Under Votes: 7			
Over Votes: 0			
Julie K. Atkinson	73	100.00%	
Total...	73	100.00%	

REP - Drain Commissioner (Final)

Under Votes: 7			
Over Votes: 0			
Douglas Enos	73	100.00%	
Total...	73	100.00%	

City of Midland Ward 3 Precinct 1

REP - County Commissioner District 5 (Final)

Under Votes: 9			
Over Votes: 0			
Jim Geisler	71	100.00%	
Total...	71	100.00%	

REP - City of Midland Delegate Ward 3 Precinct 1-Rep (Final)

Under Votes: 211			
Over Votes: 0			
Jim Geisler	58	54.21%	
Richard M. Handlon	49	45.79%	
Total...	107	100.00%	

DEM - 98th State Representative District (Final)

Under Votes: 9			
Over Votes: 1			
Geoff Malicoat	56	100.00%	
Total...	56	100.00%	

DEM - County Clerk (Final)

Under Votes: 15			
Over Votes: 1			
Ann Manary	51	100.00%	
Total...	51	100.00%	

DEM - City of Midland Delegate Ward 3 Precinct 1-Dem (Final)

Under Votes: 36			
Over Votes: 0			
Jon Cleland-Host	46	46.94%	
Maxine R. Guettler	52	53.06%	
Total...	98	100.00%	

Midland County 911 Dispatch (Final)

Under Votes: 6			
Over Votes: 0			
YES	115	76.16%	
NO	36	23.84%	
Total...	151	100.00%	

Midland County Mosquito Abatement (Final)

Under Votes: 6			
Over Votes: 0			
YES	129	85.43%	
NO	22	14.57%	
Total...	151	100.00%	

Midland_August2016_E

August 2, 2016

Precinct Report

MI County

City of Midland Ward 3 Precinct 2

City of Midland Ward 3 Precinct 2

Registration & Turnout		1,575		REP - County Commissioner District 5		(Final)
Election Day MPR Turnout	121	7.68%		Under Votes: 7		
Manual Entry Election Day Turnout	0	0.00%		Over Votes: 0		
County Clerk Turnout	0	0.00%		Jim Geisler	74	100.00%
AV Voting Locations Turnout	0	0.00%		Total...	74	100.00%
Total...	121	7.68%				
REP - US Rep in Congress 4th District			(Final)	REP - City of Midland Delegate Ward 3 Precinct 2-Rep		(Final)
Under Votes: 2				Under Votes: 204		
Over Votes: 0				Over Votes: 0		
John Moolenaar	79	100.00%		Ashton Bortz	56	47.46%
Total...	79	100.00%		Fran J. Hunt	62	52.54%
				Total...	118	100.00%
REP - 98th State Representative District			(Final)	DEM - 98th State Representative District		(Final)
Under Votes: 13				Under Votes: 0		
Over Votes: 0				Over Votes: 0		
Gary Glenn	68	100.00%		Geoff Malicoat	33	100.00%
Total...	68	100.00%		Total...	33	100.00%
REP - Prosecuting Attorney			(Final)	DEM - County Clerk		(Final)
Under Votes: 4				Under Votes: 4		
Over Votes: 0				Over Votes: 0		
J. Dee Brooks	77	100.00%		Ann Manary	29	100.00%
Total...	77	100.00%		Total...	29	100.00%
REP - Sheriff			(Final)	DEM - City of Midland Delegate Ward 3 Precinct 2-Dem		(Final)
Under Votes: 5				Under Votes: 31		
Over Votes: 0				Over Votes: 0		
Scott Stephenson	76	100.00%		Sandra S. Williams-Haughton	32	100.00%
Total...	76	100.00%		Total...	32	100.00%
REP - County Treasurer			(Final)	Midland County 911 Dispatch		(Final)
Under Votes: 7				Under Votes: 3		
Over Votes: 0				Over Votes: 0		
Catherine L. Lunsford	74	100.00%		YES	92	77.97%
Total...	74	100.00%		NO	26	22.03%
				Total...	118	100.00%
REP - Register of Deeds			(Final)	Midland County Mosquito Abatement		(Final)
Under Votes: 10				Under Votes: 3		
Over Votes: 0				Over Votes: 0		
Julie K. Atkinson	71	100.00%		YES	105	88.98%
Total...	71	100.00%		NO	13	11.02%
REP - Drain Commissioner			(Final)	Total...	118	100.00%
Under Votes: 7						
Over Votes: 0						
Douglas Enos	73	100.00%				
Total...	73	100.00%				

Midland_August2016_E

August 2, 2016

Precinct Report

MI County

City of Midland Ward 3 Precinct 3

City of Midland Ward 3 Precinct 3

Registration & Turnout			1,431	REP - County Commissioner District 5			(Final)
Election Day MPR Turnout	134	9.36%		Under Votes: 10			
Manual Entry Election Day Turnout	0	0.00%		Over Votes: 0			
County Clerk Turnout	0	0.00%		Jim Geisler		85	100.00%
AV Voting Locations Turnout	0	0.00%		Total...		85	100.00%
Total...	134	9.36%		Total...		85	100.00%
REP - US Rep in Congress 4th District			(Final)	REP - City of Midland Delegate Ward 3 Precinct 3-Rep			(Final)
Under Votes: 3				Under Votes: 135			
Over Votes: 0				Over Votes: 5			
John Moolenaar			92 100.00%	Todd M. Gambrell			66 19.70%
Total...			92 100.00%	Jon Lauderbach			73 21.79%
REP - 98th State Representative District			(Final)	Cathy Leikhim			62 18.51%
Under Votes: 14				Tony Stamas			75 22.39%
Over Votes: 0				Christian Velasquez			59 17.61%
Gary Glenn			81 100.00%	Total...			335 100.00%
Total...			81 100.00%	DEM - 98th State Representative District			(Final)
REP - Prosecuting Attorney			(Final)	Under Votes: 3			
Under Votes: 9				Over Votes: 0			
Over Votes: 0				Geoff Malicoat			29 100.00%
J. Dee Brooks			86 100.00%	Total...			29 100.00%
Total...			86 100.00%	DEM - County Clerk			(Final)
REP - Sheriff			(Final)	Under Votes: 4			
Under Votes: 5				Over Votes: 0			
Over Votes: 0				Ann Manary			28 100.00%
Scott Stephenson			90 100.00%	Total...			28 100.00%
Total...			90 100.00%	Midland County 911 Dispatch			(Final)
REP - County Treasurer			(Final)	Under Votes: 2			
Under Votes: 11				Over Votes: 0			
Over Votes: 0				YES			113 85.61%
Catherine L. Lunsford			84 100.00%	NO			19 14.39%
Total...			84 100.00%	Total...			132 100.00%
REP - Register of Deeds			(Final)	Midland County Mosquito Abatement			(Final)
Under Votes: 9				Under Votes: 2			
Over Votes: 0				Over Votes: 0			
Julie K. Atkinson			86 100.00%	YES			118 89.39%
Total...			86 100.00%	NO			14 10.61%
REP - Drain Commissioner			(Final)	Total...			132 100.00%
Under Votes: 9							
Over Votes: 0							
Douglas Enos			86 100.00%				
Total...			86 100.00%				

Midland_August2016_E

August 2, 2016

MI County

City of Midland Ward 3 Precinct 4

Registration & Turnout	1,661	
Election Day MPR Turnout	154	9.27%
Manual Entry Election Day Turnout	0	0.00%
County Clerk Turnout	0	0.00%
AV Voting Locations Turnout	0	0.00%
Total...	154	9.27%

REP - US Rep in Congress 4th District (Final)

Under Votes: 4		
Over Votes: 1		
John Moolenaar	91	100.00%
Total...	91	100.00%

REP - 98th State Representative District (Final)

Under Votes: 13		
Over Votes: 1		
Gary Glenn	82	100.00%
Total...	82	100.00%

REP - Prosecuting Attorney (Final)

Under Votes: 5		
Over Votes: 1		
J. Dee Brooks	90	100.00%
Total...	90	100.00%

REP - Sheriff (Final)

Under Votes: 6		
Over Votes: 1		
Scott Stephenson	89	100.00%
Total...	89	100.00%

REP - County Treasurer (Final)

Under Votes: 9		
Over Votes: 1		
Catherine L. Lunsford	87	100.00%
Total...	87	100.00%

REP - Register of Deeds (Final)

Under Votes: 8		
Over Votes: 1		
Julie K. Atkinson	88	100.00%
Total...	88	100.00%

REP - Drain Commissioner (Final)

Under Votes: 9		
Over Votes: 0		
Douglas Enos	87	100.00%
Total...	87	100.00%

City of Midland Ward 3 Precinct 4

REP - County Commissioner District 5 (Final)		
Under Votes: 9		
Over Votes: 0		
Jim Geisler	88	100.00%
Total...	88	100.00%

REP - City of Midland Delegate Ward 3 Precinct 4-Rep (Final)

Under Votes: 172		
Over Votes: 0		
Roy C. Green	74	23.87%
William G. Schuette	85	27.42%
Jeff Servinski	74	23.87%
Tina S. VanDam	77	24.84%
Total...	310	100.00%

DEM - 98th State Representative District (Final)

Under Votes: 2		
Over Votes: 0		
Geoff Malicoat	47	100.00%
Total...	47	100.00%

DEM - County Clerk (Final)

Under Votes: 6		
Over Votes: 0		
Ann Manary	43	100.00%
Total...	43	100.00%

DEM - City of Midland Delegate Ward 3 Precinct 4-Dem (Final)

Under Votes: 8		
Over Votes: 0		
Philip Sarnacke	45	50.00%
Peggy Smith	45	50.00%
Total...	90	100.00%

Midland County 911 Dispatch (Final)

Under Votes: 4		
Over Votes: 0		
YES	123	82.00%
NO	27	18.00%
Total...	150	100.00%

Midland County Mosquito Abatement (Final)

Under Votes: 4		
Over Votes: 0		
YES	132	88.00%
NO	18	12.00%
Total...	150	100.00%

Midland_August2016_E

August 2, 2016

Precinct Report

MI County

City of Midland Ward 4 Precinct 1

City of Midland Ward 4 Precinct 1

Registration & Turnout	1,456			REP - County Commissioner District 6			(Final)
Election Day MPR Turnout	174	11.95%		Under Votes: 9			
Manual Entry Election Day Turnout	0	0.00%		Over Votes: 0			
County Clerk Turnout	0	0.00%		Eric Dorrien	84	100.00%	
AV Voting Locations Turnout	0	0.00%					
Total...	174	11.95%		Total...	84	100.00%	
REP - US Rep in Congress 4th District			(Final)	REP - City of Midland Delegate Ward 4 Precinct 1-Rep			(Final)
Under Votes: 1				Under Votes: 167			
Over Votes: 0				Over Votes: 0			
John Moolenaar	91	100.00%		Bryan W. Crosby	69	34.16%	
Total...	91	100.00%		Chuck Powell	64	31.68%	
				Katrin Thorson	69	34.16%	
REP - 98th State Representative District			(Final)	Total...	202	100.00%	
Under Votes: 8				DEM - 98th State Representative District			(Final)
Over Votes: 0				Under Votes: 10			
Gary Glenn	85	100.00%		Over Votes: 0			
Total...	85	100.00%		Geoff Malicoat	59	100.00%	
REP - Prosecuting Attorney			(Final)	Total...	59	100.00%	
Under Votes: 4				DEM - County Clerk			(Final)
Over Votes: 0				Under Votes: 9			
J. Dee Brooks	89	100.00%		Over Votes: 0			
Total...	89	100.00%		Ann Manary	60	100.00%	
REP - Sheriff			(Final)	Total...	60	100.00%	
Under Votes: 4				Midland County 911 Dispatch			(Final)
Over Votes: 0				Under Votes: 9			
Scott Stephenson	89	100.00%		Over Votes: 0			
Total...	89	100.00%		YES	140	84.85%	
REP - County Treasurer			(Final)	NO	25	15.15%	
Under Votes: 9				Total...	165	100.00%	
Over Votes: 1				Midland County Mosquito Abatement			(Final)
Catherine L. Lunsford	83	100.00%		Under Votes: 9			
Total...	83	100.00%		Over Votes: 0			
REP - Register of Deeds			(Final)	YES	155	93.94%	
Under Votes: 10				NO	10	6.06%	
Over Votes: 0				Total...	165	100.00%	
Julie K. Atkinson	83	100.00%					
Total...	83	100.00%					
REP - Drain Commissioner			(Final)				
Under Votes: 8							
Over Votes: 0							
Douglas Enos	85	100.00%					
Total...	85	100.00%					

Midland_August2016_E

August 2, 2016

Precinct Report

MI County

City of Midland Ward 4 Precinct 2

City of Midland Ward 4 Precinct 2

Registration & Turnout	1,101	
Election Day MPR Turnout	115	10.45%
Manual Entry Election Day Turnout	0	0.00%
County Clerk Turnout	0	0.00%
AV Voting Locations Turnout	0	0.00%
Total...	115	10.45%

REP - County Commissioner District 6	(Final)
Under Votes: 11	
Over Votes: 0	
Eric Dorrien	64 100.00%
Total...	64 100.00%

REP - US Rep in Congress 4th District	(Final)
Under Votes: 3	
Over Votes: 0	
John Moolenaar	72 100.00%
Total...	72 100.00%

REP - City of Midland Delegate Ward 4 Precinct 2-Rep	(Final)
Under Votes: 149	
Over Votes: 0	
Anirban Ghose	44 29.53%
Scott I. Haines	58 38.93%
Eugene R. Moore	47 31.54%
Total...	149 100.00%

REP - 98th State Representative District	(Final)
Under Votes: 15	
Over Votes: 0	
Gary Glenn	60 100.00%
Total...	60 100.00%

DEM - 98th State Representative District	(Final)
Under Votes: 0	
Over Votes: 0	
Geoff Mallicoat	33 100.00%
Total...	33 100.00%

REP - Prosecuting Attorney	(Final)
Under Votes: 7	
Over Votes: 0	
J. Dee Brooks	68 100.00%
Total...	68 100.00%

DEM - County Clerk	(Final)
Under Votes: 3	
Over Votes: 0	
Ann Manary	30 100.00%
Total...	30 100.00%

REP - Sheriff	(Final)
Under Votes: 9	
Over Votes: 0	
Scott Stephenson	66 100.00%
Total...	66 100.00%

DEM - City of Midland Delegate Ward 4 Precinct 2-Dem	(Final)
Under Votes: 39	
Over Votes: 0	
Greg Mayville	27 100.00%
Total...	27 100.00%

REP - County Treasurer	(Final)
Under Votes: 10	
Over Votes: 0	
Catherine L. Lunsford	65 100.00%
Total...	65 100.00%

Midland County 911 Dispatch	(Final)
Under Votes: 6	
Over Votes: 0	
YES	92 84.40%
NO	17 15.60%
Total...	109 100.00%

REP - Register of Deeds	(Final)
Under Votes: 11	
Over Votes: 0	
Julie K. Atkinson	64 100.00%
Total...	64 100.00%

Midland County Mosquito Abatement	(Final)
Under Votes: 5	
Over Votes: 0	
YES	103 93.64%
NO	7 6.36%
Total...	110 100.00%

REP - Drain Commissioner	(Final)
Under Votes: 8	
Over Votes: 0	
Douglas Enos	67 100.00%
Total...	67 100.00%

Midland_August2016_E

August 2, 2016

Precinct Report

MI County

City of Midland Ward 4 Precinct 3

City of Midland Ward 4 Precinct 3

Registration & Turnout	1,571			REP - County Commissioner District 6	(Final)
Election Day MPR Turnout	122	7.77%		Under Votes: 6	
Manual Entry Election Day Turnout	0	0.00%		Over Votes: 0	
County Clerk Turnout	0	0.00%		Eric Dorrien	55 100.00%
AV Voting Locations Turnout	0	0.00%		Total...	55 100.00%
Total...	122	7.77%		REP - City of Midland Delegate Ward 4 Precinct 3-Rep	(Final)
REP - US Rep in Congress 4th District		(Final)		Under Votes: 138	
Under Votes: 5				Over Votes: 0	
Over Votes: 0				Don Medema	33 19.19%
John Moolenaar	57	100.00%		Jackie Medema	33 19.19%
Total...	57	100.00%		Brent Rhoads	32 18.60%
REP - 98th State Representative District		(Final)		Dennis G. Starner	38 22.09%
Under Votes: 9				Doreen F. Starner	36 20.93%
Over Votes: 0				Total...	172 100.00%
Gary Glenn	53	100.00%		DEM - 98th State Representative District	(Final)
Total...	53	100.00%		Under Votes: 4	
REP - Prosecuting Attorney		(Final)		Over Votes: 0	
Under Votes: 4				Geoff Malicoat	51 100.00%
Over Votes: 0				Total...	51 100.00%
J. Dee Brooks	58	100.00%		DEM - County Clerk	(Final)
Total...	58	100.00%		Under Votes: 8	
REP - Sheriff		(Final)		Over Votes: 0	
Under Votes: 1				Ann Manary	48 100.00%
Over Votes: 0				Total...	48 100.00%
Scott Stephenson	61	100.00%		DEM - City of Midland Delegate Ward 4 Precinct 3-Dem	(Final)
Total...	61	100.00%		Under Votes: 76	
REP - County Treasurer		(Final)		Over Votes: 0	
Under Votes: 5				Deborah Ramirez-Bishop	35 100.00%
Over Votes: 0				Total...	35 100.00%
Catherine L. Lunsford	57	100.00%		Midland County 911 Dispatch	(Final)
Total...	57	100.00%		Under Votes: 5	
REP - Register of Deeds		(Final)		Over Votes: 0	
Under Votes: 6				YES	99 84.62%
Over Votes: 0				NO	18 15.38%
Julie K. Atkinson	56	100.00%		Total...	117 100.00%
Total...	56	100.00%		Midland County Mosquito Abatement	(Final)
REP - Drain Commissioner		(Final)		Under Votes: 4	
Under Votes: 7				Over Votes: 0	
Over Votes: 0				YES	107 90.68%
Douglas Enos	55	100.00%		NO	11 9.32%
Total...	55	100.00%		Total...	118 100.00%

Midland_August2016_E

August 2, 2016

Precinct Report

MI County

City of Midland Ward 4 Precinct 4

Registration & Turnout	1,307		
Election Day MPR Turnout	168	12.85%	
Manual Entry Election Day Turnout	0	0.00%	
County Clerk Turnout	0	0.00%	
AV Voting Locations Turnout	0	0.00%	
Total...	168	12.85%	

REP - US Rep in Congress 4th District	(Final)		
Under Votes: 4			
Over Votes: 0			
John Moolenaar	81	100.00%	
Total...	81	100.00%	

REP - 98th State Representative District	(Final)		
Under Votes: 14			
Over Votes: 0			
Gary Glenn	70	100.00%	
Total...	70	100.00%	

REP - Prosecuting Attorney	(Final)		
Under Votes: 8			
Over Votes: 0			
J. Dee Brooks	77	100.00%	
Total...	77	100.00%	

REP - Sheriff	(Final)		
Under Votes: 0			
Over Votes: 0			
Scott Stephenson	85	100.00%	
Total...	85	100.00%	

REP - County Treasurer	(Final)		
Under Votes: 9			
Over Votes: 0			
Catherine L. Lunsford	75	100.00%	
Total...	75	100.00%	

REP - Register of Deeds	(Final)		
Under Votes: 10			
Over Votes: 0			
Julie K. Atkinson	75	100.00%	
Total...	75	100.00%	

REP - Drain Commissioner	(Final)		
Under Votes: 10			
Over Votes: 1			
Douglas Enos	74	100.00%	
Total...	74	100.00%	

City of Midland Ward 4 Precinct 4

REP - County Commissioner District 6	(Final)		
Under Votes: 10			
Over Votes: 0			
Eric Dorrien	75	100.00%	
Total...	75	100.00%	

REP - City of Midland Delegate Ward 4 Precinct 4-Rep	(Final)		
Under Votes: 179			
Over Votes: 0			
Donald G. Deibert	54	33.54%	
Catherine Lunsford	55	34.16%	
Joseph Lunsford	52	32.30%	
Total...	161	100.00%	

DEM - 98th State Representative District	(Final)		
Under Votes: 7			
Over Votes: 0			
Geoff Malicoat	62	100.00%	
Total...	62	100.00%	

DEM - County Clerk	(Final)		
Under Votes: 8			
Over Votes: 0			
Ann Manary	61	100.00%	
Total...	61	100.00%	

DEM - City of Midland Delegate Ward 4 Precinct 4-Dem	(Final)		
Under Votes: 86			
Over Votes: 0			
Ronald C. Parmele	49	100.00%	
Total...	49	100.00%	

Midland County 911 Dispatch	(Final)		
Under Votes: 5			
Over Votes: 0			
YES	145	88.96%	
NO	18	11.04%	
Total...	163	100.00%	

Midland County Mosquito Abatement	(Final)		
Under Votes: 4			
Over Votes: 0			
YES	155	94.51%	
NO	9	5.49%	
Total...	164	100.00%	

Midland_August2016_E

August 2, 2016

Precinct Report

MI County

City of Midland Ward 4 Precinct 5

City of Midland Ward 4 Precinct 5

Registration & Turnout				1,567	REP - County Commissioner District 6				(Final)
Election Day MPR Turnout	98	6.25%			Under Votes: 5				
Manual Entry Election Day Turnout	0	0.00%			Over Votes: 0				
County Clerk Turnout	0	0.00%			Eric Dorrien				54 100.00%
AV Voting Locations Turnout	0	0.00%			Total...				54 100.00%
Total...	98	6.25%			REP - City of Midland Delegate Ward 4 Precinct 5-Rep				(Final)
REP - US Rep in Congress 4th District				(Final)	Under Votes: 68				
Under Votes: 3					Over Votes: 0				
Over Votes: 0					Erich C. Kickland				38 22.62%
John Moolenaar				56 100.00%	Gregg Reitz				43 25.60%
Total...				56 100.00%	Mary Reitz				46 27.38%
REP - 98th State Representative District				(Final)	Greg Rogers				41 24.40%
Under Votes: 8					Total...				168 100.00%
Over Votes: 0					DEM - 98th State Representative District				(Final)
Gary Glenn				50 100.00%	Under Votes: 1				
Total...				50 100.00%	Over Votes: 2				
REP - Prosecuting Attorney				(Final)	Geoff Malicoat				32 100.00%
Under Votes: 3					Total...				32 100.00%
Over Votes: 0					DEM - County Clerk				(Final)
J. Dee Brooks				56 100.00%	Under Votes: 3				
Total...				56 100.00%	Over Votes: 1				
REP - Sheriff				(Final)	Ann Manary				31 100.00%
Under Votes: 2					Total...				31 100.00%
Over Votes: 0					Midland County 911 Dispatch				(Final)
Scott Stephenson				57 100.00%	Under Votes: 8				
Total...				57 100.00%	Over Votes: 0				
REP - County Treasurer				(Final)	YES				68 75.56%
Under Votes: 4					NO				22 24.44%
Over Votes: 0					Total...				90 100.00%
Catherine L. Lunsford				55 100.00%	Midland County Mosquito Abatement				(Final)
Total...				55 100.00%	Under Votes: 7				
REP - Register of Deeds				(Final)	Over Votes: 0				
Under Votes: 4					YES				75 82.42%
Over Votes: 0					NO				16 17.58%
Julie K. Atkinson				55 100.00%	Total...				91 100.00%
Total...				55 100.00%	REP - Drain Commissioner				(Final)
Under Votes: 6					Under Votes: 6				
Over Votes: 0					Over Votes: 0				
Douglas Enos				53 100.00%					
Total...				53 100.00%					

Midland_August2016_E

August 2, 2016

Precinct Report

MI County

City of Midland Ward 5 Precinct 1

City of Midland Ward 5 Precinct 1

Registration & Turnout	1,432		REP - County Commissioner District 7	(Final)
Election Day MPR Turnout	144	10.06%	Under Votes: 6	
Manual Entry Election Day Turnout	0	0.00%	Over Votes: 0	
County Clerk Turnout	0	0.00%	Scott D. Noesen	52 100.00%
AV Voting Locations Turnout	0	0.00%	Total...	52 100.00%
Total...	144	10.06%		
REP - US Rep in Congress 4th District	(Final)		REP - City of Midland Delegate Ward 5 Precinct 1-Rep	(Final)
Under Votes: 2			Under Votes: 46	
Over Votes: 0			Over Votes: 0	
John Moolenaar	54	100.00%	Diane M. Bristol	44 34.38%
Total...	54	100.00%	Adam Bruski	40 31.25%
			Matthew A. Rapanos	44 34.38%
REP - 98th State Representative District	(Final)		Total...	128 100.00%
Under Votes: 6			DEM - 98th State Representative District	(Final)
Over Votes: 0			Under Votes: 3	
Gary Glenn	49	100.00%	Over Votes: 0	
Total...	49	100.00%	Geoff Malicoat	73 100.00%
REP - Prosecuting Attorney	(Final)		Total...	73 100.00%
Under Votes: 3			DEM - County Clerk	(Final)
Over Votes: 0			Under Votes: 10	
J. Dee Brooks	55	100.00%	Over Votes: 0	
Total...	55	100.00%	Ann Manary	66 100.00%
REP - Sheriff	(Final)		Total...	66 100.00%
Under Votes: 1			DEM - City of Midland Delegate Ward 5 Precinct 1-Dem	(Final)
Over Votes: 0			Under Votes: 93	
Scott Stephenson	57	100.00%	Over Votes: 0	
Total...	57	100.00%	David Brausch	64 47.76%
REP - County Treasurer	(Final)		Joan Brausch	70 52.24%
Under Votes: 6			Total...	134 100.00%
Over Votes: 0			Midland County 911 Dispatch	(Final)
Catherine L. Lunsford	52	100.00%	Under Votes: 4	
Total...	52	100.00%	Over Votes: 0	
REP - Register of Deeds	(Final)		YES	115 82.14%
Under Votes: 5			NO	25 17.86%
Over Votes: 0			Total...	140 100.00%
Julie K. Atkinson	53	100.00%	Midland County Mosquito Abatement	(Final)
Total...	53	100.00%	Under Votes: 3	
REP - Drain Commissioner	(Final)		Over Votes: 0	
Under Votes: 5			YES	128 90.78%
Over Votes: 0			NO	13 9.22%
Douglas Enos	53	100.00%	Total...	141 100.00%
Total...	53	100.00%		

Midland_August2016_E

August 2, 2016

Precinct Report

MI County

City of Midland Ward 5 Precinct 2

Registration & Turnout	1,328	
Election Day MPR Turnout	110	8.28%
Manual Entry Election Day Turnout	0	0.00%
County Clerk Turnout	0	0.00%
AV Voting Locations Turnout	0	0.00%
Total...	110	8.28%

REP - US Rep in Congress 4th District

Under Votes: 2		
Over Votes: 0		
John Moolenaar	48	100.00%
Total...	48	100.00%

REP - 98th State Representative District

Under Votes: 13		
Over Votes: 0		
Gary Glenn	38	100.00%
Total...	38	100.00%

REP - Prosecuting Attorney

Under Votes: 6		
Over Votes: 0		
J. Dee Brooks	46	100.00%
Total...	46	100.00%

REP - Sheriff

Under Votes: 5		
Over Votes: 0		
Scott Stephenson	47	100.00%
Total...	47	100.00%

REP - County Treasurer

Under Votes: 9		
Over Votes: 0		
Catherine L. Lunsford	43	100.00%
Total...	43	100.00%

REP - Register of Deeds

Under Votes: 10		
Over Votes: 0		
Julie K. Atkinson	42	100.00%
Total...	42	100.00%

REP - Drain Commissioner

Under Votes: 10		
Over Votes: 0		
Douglas Enos	42	100.00%
Total...	42	100.00%

City of Midland Ward 5 Precinct 2

REP - County Commissioner District 7		
Under Votes: 7		
Over Votes: 0		
Scott D. Noesen	44	100.00%
Total...	44	100.00%

REP - City of Midland Delegate Ward 5 Precinct 2-Rep

Under Votes: 77		
Over Votes: 0		
Linda Lauderbach	40	51.95%
William C. Lauderbach	37	48.05%
Total...	77	100.00%

DEM - 98th State Representative District

Under Votes: 4		
Over Votes: 0		
Geoff Malicoat	45	100.00%
Total...	45	100.00%

DEM - County Clerk

Under Votes: 8		
Over Votes: 0		
Ann Manary	41	100.00%
Total...	41	100.00%

Midland County 911 Dispatch

Under Votes: 7		
Over Votes: 0		
YES	86	83.50%
NO	17	16.50%
Total...	103	100.00%

Midland County Mosquito Abatement

Under Votes: 7		
Over Votes: 0		
YES	94	91.26%
NO	9	8.74%
Total...	103	100.00%

Midland_August2016_E

August 2, 2016

MI County

City of Midland Ward 5 Precinct 3

Registration & Turnout	1,323	
Election Day MPR Turnout	143	10.81%
Manual Entry Election Day Turnout	0	0.00%
County Clerk Turnout	0	0.00%
AV Voting Locations Turnout	0	0.00%
Total...	143	10.81%

REP - US Rep in Congress 4th District (Final)

Under Votes: 6		
Over Votes: 0		
John Moolenaar	73	100.00%
Total...	73	100.00%

REP - 98th State Representative District (Final)

Under Votes: 10		
Over Votes: 0		
Gary Glenn	69	100.00%
Total...	69	100.00%

REP - Prosecuting Attorney (Final)

Under Votes: 4		
Over Votes: 0		
J. Dee Brooks	75	100.00%
Total...	75	100.00%

REP - Sheriff (Final)

Under Votes: 4		
Over Votes: 0		
Scott Stephenson	75	100.00%
Total...	75	100.00%

REP - County Treasurer (Final)

Under Votes: 5		
Over Votes: 0		
Catherine L. Lunsford	74	100.00%
Total...	74	100.00%

REP - Register of Deeds (Final)

Under Votes: 7		
Over Votes: 0		
Julie K. Atkinson	72	100.00%
Total...	72	100.00%

REP - Drain Commissioner (Final)

Under Votes: 4		
Over Votes: 0		
Douglas Enos	75	100.00%
Total...	75	100.00%

City of Midland Ward 5 Precinct 3

REP - County Commissioner District 6 (Final)		
Under Votes: 3		
Over Votes: 0		
Eric Dorrien	76	100.00%
Total...	76	100.00%

REP - City of Midland Delegate Ward 5 Precinct 3-Rep (Final)

Under Votes: 90		
Over Votes: 0		
Bridget Bluemer	57	25.22%
Mark J. Bluemer	54	23.89%
Robert E. Bourne	58	25.66%
Rodney Kloha	57	25.22%
Total...	226	100.00%

DEM - 98th State Representative District (Final)

Under Votes: 1		
Over Votes: 0		
Geoff Malicoat	60	100.00%
Total...	60	100.00%

DEM - County Clerk (Final)

Under Votes: 5		
Over Votes: 0		
Ann Manary	56	100.00%
Total...	56	100.00%

Midland County 911 Dispatch (Final)

Under Votes: 7		
Over Votes: 0		
YES	116	85.29%
NO	20	14.71%
Total...	136	100.00%

Midland County Mosquito Abatement (Final)

Under Votes: 7		
Over Votes: 0		
YES	128	94.12%
NO	8	5.88%
Total...	136	100.00%

Midland_August2016_E

August 2, 2016

Precinct Report

MI County

City of Midland Ward 5 Precinct 4

Registration & Turnout	1,143		
Election Day MPR Turnout	122	10.67%	
Manual Entry Election Day Turnout	0	0.00%	
County Clerk Turnout	0	0.00%	
AV Voting Locations Turnout	0	0.00%	
Total...	122	10.67%	

REP - US Rep in Congress 4th District (Final)

Under Votes: 4			
Over Votes: 0			
John Moolenaar	62	100.00%	
Total...	62	100.00%	

REP - 98th State Representative District (Final)

Under Votes: 8			
Over Votes: 0			
Gary Glenn	59	100.00%	
Total...	59	100.00%	

REP - Prosecuting Attorney (Final)

Under Votes: 7			
Over Votes: 0			
J. Dee Brooks	60	100.00%	
Total...	60	100.00%	

REP - Sheriff (Final)

Under Votes: 6			
Over Votes: 0			
Scott Stephenson	61	100.00%	
Total...	61	100.00%	

REP - County Treasurer (Final)

Under Votes: 6			
Over Votes: 0			
Catherine L. Lunsford	61	100.00%	
Total...	61	100.00%	

REP - Register of Deeds (Final)

Under Votes: 9			
Over Votes: 0			
Julie K. Atkinson	58	100.00%	
Total...	58	100.00%	

REP - Drain Commissioner (Final)

Under Votes: 8			
Over Votes: 0			
Douglas Enos	59	100.00%	
Total...	59	100.00%	

City of Midland Ward 5 Precinct 4

REP - County Commissioner District 6 (Final)

Under Votes: 6			
Over Votes: 0			
Eric Dorrien	61	100.00%	
Total...	61	100.00%	

REP - City of Midland Delegate Ward 5 Precinct 4-Rep (Final)

Under Votes: 66			
Over Votes: 0			
Gayle Hanna	44	32.59%	
James Hanna	45	33.33%	
Audrey Maxson	46	34.07%	
Total...	135	100.00%	

DEM - 98th State Representative District (Final)

Under Votes: 1			
Over Votes: 0			
Geoff Malicoat	50	100.00%	
Total...	50	100.00%	

DEM - County Clerk (Final)

Under Votes: 6			
Over Votes: 0			
Ann Manary	45	100.00%	
Total...	45	100.00%	

DEM - City of Midland Delegate Ward 5 Precinct 4-Dem (Final)

Under Votes: 57			
Over Votes: 0			
Yvonne Gorton	38	100.00%	
Total...	38	100.00%	

Midland County 911 Dispatch (Final)

Under Votes: 4			
Over Votes: 0			
YES	101	85.59%	
NO	17	14.41%	
Total...	118	100.00%	

Midland County Mosquito Abatement (Final)

Under Votes: 4			
Over Votes: 0			
YES	106	89.83%	
NO	12	10.17%	
Total...	118	100.00%	

Midland_August2016_E

August 2, 2016

Precinct Report

MI County

City of Midland Ward 5 Precinct 5

City of Midland Ward 5 Precinct 5

Registration & Turnout			1,564	REP - County Commissioner District 7			(Final)
Election Day MPR Turnout	132	8.44%		Under Votes: 6			
Manual Entry Election Day Turnout	0	0.00%		Over Votes: 0			
County Clerk Turnout	0	0.00%		Scott D. Noesen			62 100.00%
AV Voting Locations Turnout	0	0.00%		Total...			62 100.00%
Total...	132	8.44%		Total...			62 100.00%
REP - US Rep in Congress 4th District			(Final)	REP - City of Midland Delegate Ward 5 Precinct 5-Rep			(Final)
Under Votes: 3				Under Votes: 79			
Over Votes: 0				Over Votes: 0			
John Moolenaar			65 100.00%	Brian D. Kluck			55 100.00%
Total...			65 100.00%	Total...			55 100.00%
REP - 98th State Representative District			(Final)	DEM - 98th State Representative District			(Final)
Under Votes: 3				Under Votes: 1			
Over Votes: 0				Over Votes: 1			
Gary Glenn			65 100.00%	Geoff Malicoat			45 100.00%
Total...			65 100.00%	Total...			45 100.00%
REP - Prosecuting Attorney			(Final)	DEM - County Clerk			(Final)
Under Votes: 3				Under Votes: 3			
Over Votes: 0				Over Votes: 0			
J. Dee Brooks			64 100.00%	Ann Manary			44 100.00%
Total...			64 100.00%	Total...			44 100.00%
REP - Sheriff			(Final)	Midland County 911 Dispatch			(Final)
Under Votes: 1				Under Votes: 6			
Over Votes: 0				Over Votes: 0			
Scott Stephenson			67 100.00%	YES			105 83.33%
Total...			67 100.00%	NO			21 16.67%
Total...			67 100.00%	Total...			126 100.00%
REP - County Treasurer			(Final)	Midland County Mosquito Abatement			(Final)
Under Votes: 4				Under Votes: 6			
Over Votes: 0				Over Votes: 0			
Catherine L. Lunsford			64 100.00%	YES			109 86.51%
Total...			64 100.00%	NO			17 13.49%
REP - Register of Deeds			(Final)	Total...			126 100.00%
Under Votes: 5							
Over Votes: 0							
Julie K. Atkinson			63 100.00%				
Total...			63 100.00%				
REP - Drain Commissioner			(Final)				
Under Votes: 5							
Over Votes: 0							
Douglas Enos			63 100.00%				
Total...			63 100.00%				

Midland_August2016_E

August 2, 2016

Precinct Report

MI County

City of Coleman

Registration & Turnout		957	
Election Day MPR Turnout	84	8.78%	
Manual Entry Election Day Turnout	0	0.00%	
County Clerk Turnout	0	0.00%	
AV Voting Locations Turnout	0	0.00%	
Total...	84	8.78%	

REP - US Rep in Congress 4th District (Final)

Under Votes: 1			
Over Votes: 0			
John Moolenaar	40	100.00%	
Total...	40	100.00%	

REP - 99th State Representative District (Final)

Under Votes: 2			
Over Votes: 1			
Roger Hauck	33	86.84%	
Robin Stressman	5	13.16%	
Total...	38	100.00%	

REP - Prosecuting Attorney (Final)

Under Votes: 2			
Over Votes: 0			
J. Dee Brooks	39	100.00%	
Total...	39	100.00%	

REP - Sheriff (Final)

Under Votes: 2			
Over Votes: 0			
Scott Stephenson	39	100.00%	
Total...	39	100.00%	

REP - County Treasurer (Final)

Under Votes: 4			
Over Votes: 0			
Catherine L. Lunsford	37	100.00%	
Total...	37	100.00%	

REP - Register of Deeds (Final)

Under Votes: 3			
Over Votes: 1			
Julie K. Atkinson	37	100.00%	
Total...	37	100.00%	

REP - Drain Commissioner (Final)

Under Votes: 4			
Over Votes: 0			
Douglas Enos	37	100.00%	
Total...	37	100.00%	

City of Coleman

REP - County Commissioner District 1 (Final)

Under Votes: 0			
Over Votes: 1			
Alan Kloha	23	57.50%	
Jeanette M. Snyder	17	42.50%	
Total...	40	100.00%	

DEM - 99th State Representative District (Final)

Under Votes: 2			
Over Votes: 0			
Bryan Mielke	29	100.00%	
Total...	29	100.00%	

DEM - County Clerk (Final)

Under Votes: 3			
Over Votes: 0			
Ann Manary	28	100.00%	
Total...	28	100.00%	

DEM - County Commissioner District 1 (Final)

Under Votes: 2			
Over Votes: 1			
Connie Methner	15	53.57%	
Heather McLaughlin	13	46.43%	
Total...	28	100.00%	

Midland County 911 Dispatch (Final)

Under Votes: 2			
Over Votes: 0			
YES	69	84.15%	
NO	13	15.85%	
Total...	82	100.00%	

Midland County Mosquito Abatement (Final)

Under Votes: 2			
Over Votes: 0			
YES	71	86.59%	
NO	11	13.41%	
Total...	82	100.00%	

Midland_August2016_E

August 2, 2016

Precinct Report

MI County

Edenville Township Precinct 1

Registration & Turnout	2,109	
Election Day MPR Turnout	288	13.66%
Manual Entry Election Day Turnout	1	0.05%
County Clerk Turnout	0	0.00%
AV Voting Locations Turnout	0	0.00%
Total...	289	13.70%

REP - US Rep in Congress 4th District (Final)

Under Votes: 27		
Over Votes: 0		
John Moolenaar	187	99.47%
Write-In	1	0.53%
Total...	188	100.00%

REP - 99th State Representative District (Final)

Under Votes: 20		
Over Votes: 0		
Roger Hauck	139	71.65%
Robin Stressman	55	28.35%
Write-In	0	0.00%
Total...	194	100.00%

REP - Prosecuting Attorney (Final)

Under Votes: 31		
Over Votes: 0		
J. Dee Brooks	183	99.46%
Write-In	1	0.54%
Total...	184	100.00%

REP - Sheriff (Final)

Under Votes: 21		
Over Votes: 0		
Scott Stephenson	193	99.48%
Write-In	1	0.52%
Total...	194	100.00%

REP - County Clerk (Final)

Under Votes: 202		
Over Votes: 0		
Write-In	12	100.00%
Total...	12	100.00%

REP - County Treasurer (Final)

Under Votes: 37		
Over Votes: 0		
Catherine L. Lunsford	176	98.88%
Write-In	2	1.12%
Total...	178	100.00%

REP - Register of Deeds (Final)

Under Votes: 40		
Over Votes: 0		
Julie K. Atkinson	174	99.43%

Edenville Township Precinct 1

REP - Register of Deeds (Final)

Write-In	1	0.57%
Total...	175	100.00%

REP - Drain Commissioner (Final)

Under Votes: 35		
Over Votes: 0		

Douglas Enos 178 98.89%

Write-In	2	1.11%
Total...	180	100.00%

REP - County Commissioner District 1 (Final)

Under Votes: 14		
Over Votes: 0		

Alan Kloha 82 40.80%

Jeanette M. Snyder	119	59.20%
Write-In	0	0.00%

Total... 201 100.00%

REP - Edenville Township Supervisor (Final)

Under Votes: 35		
Over Votes: 0		

Craig Gosen 179 99.44%

Write-In	1	0.56%
Total...	180	100.00%

REP - Edenville Township Clerk (Final)

Under Votes: 34		
Over Votes: 0		

Lydia Draves 179 99.44%

Write-In	1	0.56%
Total...	180	100.00%

REP - Edenville Township Treasurer (Final)

Under Votes: 49		
Over Votes: 0		

Karen Carey 164 98.80%

Write-In	2	1.20%
Total...	166	100.00%

REP - Edenville Township Trustee (Final)

Under Votes: 53		
Over Votes: 0		

Bill Carey 88 23.34%

Dennis C. Lewis	61	16.18%
Linda Schultz	101	26.79%

Jim Sperling 125 33.16%

Write-In	2	0.53%
Total...	377	100.00%

Midland_August2016_E

August 2, 2016

Precinct Report

MI County

Edenville Township Precinct 1

REP - Edenville Township Delegate Precinct 1-Rep (Final)

Under Votes: 362

Over Votes: 0

Kris Anderson	125	17.53%
Melissa Anderson	126	17.67%
Buck Barnhart	110	15.43%
Deborah S. Moore	118	16.55%
Jim Sperling	131	18.37%
Marge Sperling	103	14.45%
Write-In	0	0.00%
Total...	713	100.00%

DEM - US Rep in Congress 4th District (Final)

Under Votes: 39

Over Votes: 0

Write-In	31	100.00%
Total...	31	100.00%

DEM - 99th State Representative District (Final)

Under Votes: 8

Over Votes: 0

Bryan Mielke	62	100.00%
Write-In	0	0.00%
Total...	62	100.00%

DEM - Prosecuting Attorney (Final)

Under Votes: 64

Over Votes: 0

Write-In	6	100.00%
Total...	6	100.00%

DEM - Sheriff (Final)

Under Votes: 65

Over Votes: 0

Write-In	5	100.00%
Total...	5	100.00%

DEM - County Clerk (Final)

Under Votes: 11

Over Votes: 0

Ann Manary	59	100.00%
Write-In	0	0.00%
Total...	59	100.00%

DEM - County Treasurer (Final)

Under Votes: 64

Over Votes: 0

Write-In	6	100.00%
Total...	6	100.00%

Edenville Township Precinct 1

DEM - Register of Deeds (Final)

Under Votes: 64

Over Votes: 0

Write-In	6	100.00%
Total...	6	100.00%

DEM - Drain Commissioner (Final)

Under Votes: 64

Over Votes: 0

Write-In	6	100.00%
Total...	6	100.00%

DEM - County Commissioner District 1 (Final)

Under Votes: 3

Over Votes: 0

Connie Methner	35	52.24%
Heather McLaughlin	32	47.76%
Write-In	0	0.00%
Total...	67	100.00%

DEM - Edenville Township Supervisor (Final)

Under Votes: 64

Over Votes: 0

Write-In	6	100.00%
Total...	6	100.00%

DEM - Edenville Township Clerk (Final)

Under Votes: 64

Over Votes: 0

Write-In	6	100.00%
Total...	6	100.00%

DEM - Edenville Township Treasurer (Final)

Under Votes: 64

Over Votes: 0

Write-In	6	100.00%
Total...	6	100.00%

DEM - Edenville Township Trustee (Final)

Under Votes: 47

Over Votes: 0

Rebeca J. Crowder	50	53.76%
Galen Gransden	43	46.24%
Write-In	0	0.00%
Total...	93	100.00%

DEM - Edenville Township Delegate Precinct 1-Dem (Final)

Under Votes: 148

Over Votes: 0

Steven Melchi	62	100.00%
Write-In	0	0.00%
Total...	62	100.00%

Midland_August2016_E

August 2, 2016

Precinct Report

MI County

Edenville Township Precinct 1

Midland County 911 Dispatch (Final)

Under Votes: 24

Over Votes: 0

YES	204	76.98%
NO	61	23.02%
Total...	265	100.00%

Midland County Mosquito Abatement (Final)

Under Votes: 21

Over Votes: 0

YES	232	86.57%
NO	36	13.43%
Total...	268	100.00%

Midland_August2016_E

August 2, 2016

MI County

Geneva Township Precinct 1

Geneva Township Precinct 1

Registration & Turnout				REP - County Commissioner District 1 (Final)			
	823						
Election Day MPR Turnout	130	15.80%		Under Votes: 11			
Manual Entry Election Day Turnout	0	0.00%		Over Votes: 0			
County Clerk Turnout	0	0.00%		Alan Kloha 42 59.15%			
AV Voting Locations Turnout	0	0.00%		Jeanette M. Snyder 29 40.85%			
Total...	130	15.80%		Total...	71	100.00%	
REP - US Rep in Congress 4th District (Final)				REP - Geneva Township Supervisor (Final)			
Under Votes: 12				Under Votes: 2			
Over Votes: 0				Over Votes: 0			
John Moolenaar	69	100.00%		Joshua J. Murray	59	73.75%	
Total...	69	100.00%		Michael Ward	21	26.25%	
REP - 99th State Representative District (Final)				Total...	80	100.00%	
Under Votes: 10				REP - Geneva Township Clerk (Final)			
Over Votes: 0				Under Votes: 5			
Roger Hauck	54	75.00%		Over Votes: 0			
Robin Stressman	18	25.00%		Carole L. Murray	77	100.00%	
Total...	72	100.00%		Total...	77	100.00%	
REP - Prosecuting Attorney (Final)				REP - Geneva Township Trustee (Final)			
Under Votes: 16				Under Votes: 60			
Over Votes: 0				Over Votes: 0			
J. Dee Brooks	66	100.00%		Neil Berthume	63	60.58%	
Total...	66	100.00%		Maureen Middleton	41	39.42%	
REP - Sheriff (Final)				Total...	104	100.00%	
Under Votes: 16				DEM - 99th State Representative District (Final)			
Over Votes: 0				Under Votes: 1			
Scott Stephenson	66	100.00%		Over Votes: 0			
Total...	66	100.00%		Bryan Mielke	33	100.00%	
REP - County Treasurer (Final)				Total...	33	100.00%	
Under Votes: 17				DEM - County Clerk (Final)			
Over Votes: 0				Under Votes: 3			
Catherine L. Lunsford	65	100.00%		Over Votes: 0			
Total...	65	100.00%		Ann Manary	31	100.00%	
REP - Register of Deeds (Final)				Total...	31	100.00%	
Under Votes: 19				DEM - County Commissioner District 1 (Final)			
Over Votes: 0				Under Votes: 2			
Julie K. Atkinson	63	100.00%		Over Votes: 0			
Total...	63	100.00%		Connie Methner	26	81.25%	
REP - Drain Commissioner (Final)				Heather McLaughlin	6	18.75%	
Under Votes: 19				Total...	32	100.00%	
Over Votes: 0				DEM - Geneva Township Treasurer (Final)			
Douglas Enos	63	100.00%		Under Votes: 3			
Total...	63	100.00%		Over Votes: 0			
				Joseph P. Grabowski	31	100.00%	
				Total...	31	100.00%	

Midland_August2016_E

August 2, 2016

MI County

Geneva Township Precinct 1

DEM - Geneva Township Trustee (Final)

Under Votes: 38

Over Votes: 0

Rosella Middleton	30	100.00%
Total...	30	100.00%

DEM - Geneva Township Delegate Precinct 1-Dem (Final)

Under Votes: 4

Over Votes: 0

Joseph P. Grabowski	30	100.00%
Total...	30	100.00%

Midland County 911 Dispatch (Final)

Under Votes: 7

Over Votes: 0

YES	95	77.24%
NO	28	22.76%
Total...	123	100.00%

Midland County Mosquito Abatement (Final)

Under Votes: 5

Over Votes: 0

YES	104	83.20%
NO	21	16.80%
Total...	125	100.00%

August 2, 2016

Precinct Report

MI County

Greendale Township Precinct 1

Registration & Turnout	1,335	
Election Day MPR Turnout	177	13.26%
Manual Entry Election Day Turnout	0	0.00%
County Clerk Turnout	0	0.00%
AV Voting Locations Turnout	0	0.00%
Total...	177	13.26%

REP - US Rep in Congress 4th District (Final)

Under Votes: 24		
Over Votes: 0		
John Moolenaar	107	100.00%
Total...	107	100.00%

REP - 99th State Representative District (Final)

Under Votes: 4		
Over Votes: 0		
Roger Hauck	94	73.44%
Robin Stressman	34	26.56%
Total...	128	100.00%

REP - Prosecuting Attorney (Final)

Under Votes: 31		
Over Votes: 0		
J. Dee Brooks	101	100.00%
Total...	101	100.00%

REP - Sheriff (Final)

Under Votes: 26		
Over Votes: 0		
Scott Stephenson	106	100.00%
Total...	106	100.00%

REP - County Treasurer (Final)

Under Votes: 35		
Over Votes: 0		
Catherine L. Lunsford	97	100.00%
Total...	97	100.00%

REP - Register of Deeds (Final)

Under Votes: 33		
Over Votes: 0		
Julie K. Atkinson	99	100.00%
Total...	99	100.00%

REP - Drain Commissioner (Final)

Under Votes: 35		
Over Votes: 0		
Douglas Enos	97	100.00%
Total...	97	100.00%

Greendale Township Precinct 1

REP - County Commissioner District 3 (Final)

Under Votes: 34		
Over Votes: 0		
Robert Steven Glaser	98	100.00%
Total...	98	100.00%

REP - Greendale Township Supervisor (Final)

Under Votes: 28		
Over Votes: 0		
R. James LeViere	103	100.00%
Total...	103	100.00%

REP - Greendale Township Clerk (Final)

Under Votes: 22		
Over Votes: 0		
Tracy G. Fair	110	100.00%
Total...	110	100.00%

REP - Greendale Township Treasurer (Final)

Under Votes: 21		
Over Votes: 0		
Shirley J. Herron	111	100.00%
Total...	111	100.00%

REP - Greendale Township Trustee (Final)

Under Votes: 73		
Over Votes: 0		
Kevin L. Priest	103	53.93%
Sandi M. Schumacher	88	46.07%
Total...	191	100.00%

REP - Greendale Township Delegate Precinct 1-Rep (Final)

Under Votes: 82		
Over Votes: 0		
R. James LeViere	90	49.72%
Susan J. LeViere	91	50.28%
Total...	181	100.00%

DEM - 99th State Representative District (Final)

Under Votes: 0		
Over Votes: 0		
Bryan Mielke	34	100.00%
Total...	34	100.00%

DEM - County Clerk (Final)

Under Votes: 7		
Over Votes: 0		
Ann Manary	27	100.00%
Total...	27	100.00%

Midland_August2016_E

August 2, 2016

Precinct Report

MI County

Greendale Township Precinct 1

Midland County 911 Dispatch (Final)

Under Votes: 8

Over Votes: 0

YES	113	66.86%
NO	56	33.14%
Total...	169	100.00%

Midland County Mosquito Abatement (Final)

Under Votes: 9

Over Votes: 0

YES	136	80.95%
NO	32	19.05%
Total...	168	100.00%

Greendale Township Fire Protection (Final)

Under Votes: 8

Over Votes: 0

YES	102	60.36%
NO	67	39.64%
Total...	169	100.00%

Bullock Creek BC Bonding Proposal (Final)

Under Votes: 5

Over Votes: 0

YES	41	43.62%
NO	53	56.38%
Total...	94	100.00%

Midland_August2016_E

August 2, 2016

Precinct Report

MI County

Homer Township Precinct 1

Registration & Turnout	1,016	
Election Day MPR Turnout	171	16.83%
Manual Entry Election Day Turnout	0	0.00%
County Clerk Turnout	0	0.00%
AV Voting Locations Turnout	0	0.00%
Total...	171	16.83%

REP - US Rep in Congress 4th District (Final)

Under Votes: 8		
Over Votes: 1		
John Moolenaar	77	100.00%
Total...	77	100.00%

REP - 98th State Representative District (Final)

Under Votes: 14		
Over Votes: 0		
Gary Glenn	72	100.00%
Total...	72	100.00%

REP - Prosecuting Attorney (Final)

Under Votes: 11		
Over Votes: 0		
J. Dee Brooks	75	100.00%
Total...	75	100.00%

REP - Sheriff (Final)

Under Votes: 8		
Over Votes: 0		
Scott Stephenson	78	100.00%
Total...	78	100.00%

REP - County Treasurer (Final)

Under Votes: 10		
Over Votes: 0		
Catherine L. Lunsford	76	100.00%
Total...	76	100.00%

REP - Register of Deeds (Final)

Under Votes: 11		
Over Votes: 0		
Julie K. Atkinson	75	100.00%
Total...	75	100.00%

REP - Drain Commissioner (Final)

Under Votes: 16		
Over Votes: 0		
Douglas Enos	70	100.00%
Total...	70	100.00%

Homer Township Precinct 1

REP - County Commissioner District 3 (Final)

Under Votes: 17		
Over Votes: 0		
Robert Steven Glaser	69	100.00%
Total...	69	100.00%

REP - Homer Township Supervisor (Final)

Under Votes: 24		
Over Votes: 0		
Chad Moody	62	100.00%
Total...	62	100.00%

REP - Homer Township Clerk (Final)

Under Votes: 10		
Over Votes: 0		
Todd Lee	76	100.00%
Total...	76	100.00%

REP - Homer Township Treasurer (Final)

Under Votes: 14		
Over Votes: 0		
Sandra Turk	72	100.00%
Total...	72	100.00%

REP - Homer Township Trustee (Final)

Under Votes: 125		
Over Votes: 0		
Keith Johnson	52	23.74%
Craig Norton	58	26.48%
John A. Pruiett	52	23.74%
Brian VanWert	57	26.03%
Total...	219	100.00%

REP - Homer Township Delegate Precinct 1-Rep (Final)

Under Votes: 65		
Over Votes: 0		
Shelley Park Cluff	54	50.47%
Debbie Reardon	53	49.53%
Total...	107	100.00%

DEM - 98th State Representative District (Final)

Under Votes: 13		
Over Votes: 0		
Geoff Malicoat	57	100.00%
Total...	57	100.00%

DEM - County Clerk (Final)

Under Votes: 14		
Over Votes: 0		
Ann Manary	56	100.00%
Total...	56	100.00%

Midland_August2016_E

August 2, 2016

Precinct Report

MI County

Homer Township Precinct 1

DEM - Homer Township Supervisor (Final)

Under Votes: 8

Over Votes: 0

Russ Varner	62	100.00%
Total...	62	100.00%

DEM - Homer Township Trustee (Final)

Under Votes: 223

Over Votes: 0

John E. Stern	57	100.00%
Total...	57	100.00%

Midland County 911 Dispatch (Final)

Under Votes: 6

Over Votes: 0

YES	130	78.79%
NO	35	21.21%
Total...	165	100.00%

Midland County Mosquito Abatement (Final)

Under Votes: 6

Over Votes: 0

YES	148	89.70%
NO	17	10.30%
Total...	165	100.00%

Bullock Creek BC Bonding Proposal (Final)

Under Votes: 9

Over Votes: 0

YES	68	67.33%
NO	33	32.67%
Total...	101	100.00%

Midland_August2016_E

August 2, 2016

Precinct Report

MI County

Homer Township Precinct 2

Registration & Turnout	1,060		
Election Day MPR Turnout	125	11.79%	
Manual Entry Election Day Turnout	0	0.00%	
County Clerk Turnout	0	0.00%	
AV Voting Locations Turnout	0	0.00%	
Total...	125	11.79%	

REP - US Rep in Congress 4th District (Final)

Under Votes: 2			
Over Votes: 0			
John Moolenaar	64	100.00%	
Total...	64	100.00%	

REP - 98th State Representative District (Final)

Under Votes: 8			
Over Votes: 0			
Gary Glenn	57	100.00%	
Total...	57	100.00%	

REP - Prosecuting Attorney (Final)

Under Votes: 4			
Over Votes: 0			
J. Dee Brooks	61	100.00%	
Total...	61	100.00%	

REP - Sheriff (Final)

Under Votes: 1			
Over Votes: 0			
Scott Stephenson	65	100.00%	
Total...	65	100.00%	

REP - County Treasurer (Final)

Under Votes: 6			
Over Votes: 0			
Catherine L. Lunsford	60	100.00%	
Total...	60	100.00%	

REP - Register of Deeds (Final)

Under Votes: 3			
Over Votes: 0			
Julie K. Atkinson	63	100.00%	
Total...	63	100.00%	

REP - Drain Commissioner (Final)

Under Votes: 12			
Over Votes: 0			
Douglas Enos	54	100.00%	
Total...	54	100.00%	

Homer Township Precinct 2

REP - County Commissioner District 3 (Final)

Under Votes: 8			
Over Votes: 0			
Robert Steven Glaser	58	100.00%	
Total...	58	100.00%	

REP - Homer Township Supervisor (Final)

Under Votes: 17			
Over Votes: 1			
Chad Moody	47	100.00%	
Total...	47	100.00%	

REP - Homer Township Clerk (Final)

Under Votes: 6			
Over Votes: 0			
Todd Lee	60	100.00%	
Total...	60	100.00%	

REP - Homer Township Treasurer (Final)

Under Votes: 2			
Over Votes: 0			
Sandra Turk	64	100.00%	
Total...	64	100.00%	

REP - Homer Township Trustee (Final)

Under Votes: 42			
Over Votes: 0			
Keith Johnson	54	24.43%	
Craig Norton	51	23.08%	
John A. Pruiett	60	27.15%	
Brian VanWert	56	25.34%	
Total...	221	100.00%	

REP - Homer Township Delegate Precinct 2-Rep (Final)

Under Votes: 27			
Over Votes: 0			
Chad Moody	54	51.43%	
Sue Moody	51	48.57%	
Total...	105	100.00%	

DEM - 98th State Representative District (Final)

Under Votes: 14			
Over Votes: 0			
Geoff Malicoat	33	100.00%	
Total...	33	100.00%	

DEM - County Clerk (Final)

Under Votes: 15			
Over Votes: 0			
Ann Manary	32	100.00%	
Total...	32	100.00%	

Midland_August2016_E

August 2, 2016

Precinct Report

MI County

Homer Township Precinct 2

DEM - Homer Township Supervisor (Final)

Under Votes: 3

Over Votes: 0

Russ Varner	45	100.00%
-------------	----	---------

Total...	45	100.00%
----------	----	---------

DEM - Homer Township Trustee (Final)

Under Votes: 156

Over Votes: 0

John E. Stern	36	100.00%
---------------	----	---------

Total...	36	100.00%
----------	----	---------

Midland County 911 Dispatch (Final)

Under Votes: 6

Over Votes: 0

YES	94	78.99%
-----	----	--------

NO	25	21.01%
----	----	--------

Total...	119	100.00%
----------	-----	---------

Midland County Mosquito Abatement (Final)

Under Votes: 5

Over Votes: 0

YES	110	91.67%
-----	-----	--------

NO	10	8.33%
----	----	-------

Total...	120	100.00%
----------	-----	---------

Midland_August2016_E

August 2, 2016

Precinct Report

MI County

Homer Township Precinct 3

Registration & Turnout	1,242		
Election Day MPR Turnout	166	13.37%	
Manual Entry Election Day Turnout	0	0.00%	
County Clerk Turnout	0	0.00%	
AV Voting Locations Turnout	0	0.00%	
Total...	166	13.37%	

REP - US Rep in Congress 4th District	(Final)		
Under Votes: 5			
Over Votes: 0			
John Moolenaar	105	100.00%	
Total...	105	100.00%	

REP - 98th State Representative District	(Final)		
Under Votes: 12			
Over Votes: 0			
Gary Glenn	96	100.00%	
Total...	96	100.00%	

REP - Prosecuting Attorney	(Final)		
Under Votes: 8			
Over Votes: 0			
J. Dee Brooks	102	100.00%	
Total...	102	100.00%	

REP - Sheriff	(Final)		
Under Votes: 8			
Over Votes: 0			
Scott Stephenson	101	100.00%	
Total...	101	100.00%	

REP - County Treasurer	(Final)		
Under Votes: 10			
Over Votes: 0			
Catherine L. Lunsford	99	100.00%	
Total...	99	100.00%	

REP - Register of Deeds	(Final)		
Under Votes: 8			
Over Votes: 0			
Julie K. Atkinson	101	100.00%	
Total...	101	100.00%	

REP - Drain Commissioner	(Final)		
Under Votes: 11			
Over Votes: 0			
Douglas Enos	98	100.00%	
Total...	98	100.00%	

Homer Township Precinct 3

REP - County Commissioner District 3	(Final)		
Under Votes: 12			
Over Votes: 0			
Robert Steven Glaser	97	100.00%	
Total...	97	100.00%	

REP - Homer Township Supervisor	(Final)		
Under Votes: 16			
Over Votes: 0			
Chad Moody	93	100.00%	
Total...	93	100.00%	

REP - Homer Township Clerk	(Final)		
Under Votes: 11			
Over Votes: 0			
Todd Lee	99	100.00%	
Total...	99	100.00%	

REP - Homer Township Treasurer	(Final)		
Under Votes: 12			
Over Votes: 0			
Sandra Turk	98	100.00%	
Total...	98	100.00%	

REP - Homer Township Trustee	(Final)		
Under Votes: 116			
Over Votes: 0			
Keith Johnson	81	25.00%	
Craig Norton	79	24.38%	
John A. Pruiett	83	25.62%	
Brian VanWert	81	25.00%	
Total...	324	100.00%	

REP - Homer Township Delegate Precinct 3-Rep	(Final)		
Under Votes: 161			
Over Votes: 0			
John A. Pruiett	76	45.51%	
Angela Stamas-Wojda	91	54.49%	
Total...	167	100.00%	

DEM - 98th State Representative District	(Final)		
Under Votes: 4			
Over Votes: 0			
Geoff Malicoat	39	100.00%	
Total...	39	100.00%	

DEM - County Clerk	(Final)		
Under Votes: 4			
Over Votes: 0			
Ann Manary	39	100.00%	
Total...	39	100.00%	

August 2, 2016

Precinct Report

MI County

Homer Township Precinct 3**DEM - Homer Township Supervisor** (Final)

Under Votes: 2

Over Votes: 0

Russ Varner	41	100.00%
Total...	41	100.00%

DEM - Homer Township Trustee (Final)

Under Votes: 126

Over Votes: 0

John E. Stern	40	100.00%
Total...	40	100.00%

Midland County 911 Dispatch (Final)

Under Votes: 12

Over Votes: 0

YES	116	75.32%
NO	38	24.68%
Total...	154	100.00%

Midland County Mosquito Abatement (Final)

Under Votes: 10

Over Votes: 0

YES	139	89.10%
NO	17	10.90%
Total...	156	100.00%

Bullock Creek BC Bonding Proposal (Final)

Under Votes: 3

Over Votes: 0

YES	105	75.00%
NO	35	25.00%
Total...	140	100.00%

Midland_August2016_E

August 2, 2016

Precinct Report

MI County

Hope Township Precinct 1

Hope Township Precinct 1

Registration & Turnout		1,185		REP - County Commissioner District 2		(Final)
Election Day MPR Turnout	153	12.91%		Under Votes: 16		
Manual Entry Election Day Turnout	0	0.00%		Over Votes: 0		
County Clerk Turnout	0	0.00%		Mark C. Bone	74	100.00%
AV Voting Locations Turnout	0	0.00%		Total...	74	100.00%
Total...	153	12.91%		REP - Hope Township Treasurer		(Final)
REP - US Rep in Congress 4th District			(Final)	Under Votes: 15		
Under Votes: 10				Over Votes: 0		
Over Votes: 0				Starleen R. Eddy	75	100.00%
John Moolenaar	80	100.00%		Total...	75	100.00%
Total...	80	100.00%		REP - Hope Township Trustee		(Final)
REP - 99th State Representative District			(Final)	Under Votes: 44		
Under Votes: 4				Over Votes: 0		
Over Votes: 1				Robert D. Davis	69	50.74%
Roger Hauck	64	75.29%		Mary Letts	67	49.26%
Robin Stressman	21	24.71%		Total...	136	100.00%
Total...	85	100.00%		REP - Hope Township Park Commission		(Final)
REP - Prosecuting Attorney			(Final)	Under Votes: 199		
Under Votes: 17				Over Votes: 0		
Over Votes: 0				Terry Chrivia	65	26.00%
J. Dee Brooks	73	100.00%		Starla Jordan	63	25.20%
Total...	73	100.00%		Cathie J. Kisser	60	24.00%
REP - Sheriff			(Final)	David Yahr	62	24.80%
Under Votes: 12				Total...	250	100.00%
Over Votes: 0				DEM - 99th State Representative District		(Final)
Scott Stephenson	78	100.00%		Under Votes: 13		
Total...	78	100.00%		Over Votes: 0		
REP - County Treasurer			(Final)	Bryan Mielke	40	100.00%
Under Votes: 16				Total...	40	100.00%
Over Votes: 0				DEM - County Clerk		(Final)
Catherine L. Lunsford	74	100.00%		Under Votes: 13		
Total...	74	100.00%		Over Votes: 0		
REP - Register of Deeds			(Final)	Ann Manary	40	100.00%
Under Votes: 17				Total...	40	100.00%
Over Votes: 0				DEM - Hope Township Supervisor		(Final)
Julie K. Atkinson	73	100.00%		Under Votes: 4		
Total...	73	100.00%		Over Votes: 0		
REP - Drain Commissioner			(Final)	Andy Kobisa	48	100.00%
Under Votes: 18				Total...	48	100.00%
Over Votes: 0				DEM - Hope Township Clerk		(Final)
Douglas Enos	72	100.00%		Under Votes: 5		
Total...	72	100.00%		Over Votes: 0		
				JoAnn Wilkie	47	100.00%
				Total...	47	100.00%

Midland_August2016_E

August 2, 2016

Precinct Report

MI County

Hope Township Precinct 1

DEM - Hope Township Park Commission (Final)

Under Votes: 223

Over Votes: 0

Doug Shoffner	42	100.00%
Total...	42	100.00%

Midland County 911 Dispatch (Final)

Under Votes: 7

Over Votes: 0

YES	95	65.07%
NO	51	34.93%
Total...	146	100.00%

Midland County Mosquito Abatement (Final)

Under Votes: 6

Over Votes: 0

YES	126	85.71%
NO	21	14.29%
Total...	147	100.00%

Hope Township Road Millage (Final)

Under Votes: 5

Over Votes: 0

YES	113	76.35%
NO	35	23.65%
Total...	148	100.00%

Midland_August2016_E

August 2, 2016

Precinct Report

MI County

Ingersoll Township Precinct 1

Registration & Turnout	1,294		
Election Day MPR Turnout	206	15.92%	
Manual Entry Election Day Turnout	0	0.00%	
County Clerk Turnout	0	0.00%	
AV Voting Locations Turnout	0	0.00%	
Total...	206	15.92%	

REP - US Rep in Congress 4th District (Final)

Under Votes: 11			
Over Votes: 0			
John Moolenaar	126	100.00%	
Total...	126	100.00%	

REP - 99th State Representative District (Final)

Under Votes: 18			
Over Votes: 0			
Roger Hauck	83	69.17%	
Robin Stressman	37	30.83%	
Total...	120	100.00%	

REP - Prosecuting Attorney (Final)

Under Votes: 17			
Over Votes: 0			
J. Dee Brooks	121	100.00%	
Total...	121	100.00%	

REP - Sheriff (Final)

Under Votes: 20			
Over Votes: 0			
Scott Stephenson	118	100.00%	
Total...	118	100.00%	

REP - County Treasurer (Final)

Under Votes: 32			
Over Votes: 0			
Catherine L. Lunsford	106	100.00%	
Total...	106	100.00%	

REP - Register of Deeds (Final)

Under Votes: 28			
Over Votes: 0			
Julie K. Atkinson	110	100.00%	
Total...	110	100.00%	

REP - Drain Commissioner (Final)

Under Votes: 22			
Over Votes: 0			
Douglas Enos	116	100.00%	
Total...	116	100.00%	

Ingersoll Township Precinct 1

REP - County Commissioner District 4 (Final)

Under Votes: 17			
Over Votes: 0			
Gaye Terwillegar	121	100.00%	
Total...	121	100.00%	

REP - Ingersoll Township Supervisor (Final)

Under Votes: 36			
Over Votes: 0			
Charles Tabb	102	100.00%	
Total...	102	100.00%	

REP - Ingersoll Township Treasurer (Final)

Under Votes: 20			
Over Votes: 0			
James R. Terwillegar	118	100.00%	
Total...	118	100.00%	

REP - Ingersoll Township Trustee (Final)

Under Votes: 52			
Over Votes: 0			
Andy Shaffner	61	27.23%	
Curtis Shaffner	80	35.71%	
Jacob Terwillegar	83	37.05%	
Total...	224	100.00%	

REP - Ingersoll Township Delegate Precinct 1-Rep (Final)

Under Votes: 233			
Over Votes: 0			
Charles Tabb	90	50.28%	
Mary Ann Tabb	89	49.72%	
Total...	179	100.00%	

DEM - 99th State Representative District (Final)

Under Votes: 7			
Over Votes: 0			
Bryan Mielke	38	100.00%	
Total...	38	100.00%	

DEM - County Clerk (Final)

Under Votes: 8			
Over Votes: 2			
Ann Manary	36	100.00%	
Total...	36	100.00%	

DEM - County Commissioner District 4 (Final)

Under Votes: 9			
Over Votes: 1			
Eric H. Anders	36	100.00%	
Total...	36	100.00%	

Midland_August2016_E

August 2, 2016

Precinct Report

MI County

Ingersoll Township Precinct 1

DEM - Ingersoll Township Clerk (Final)

Under Votes: 1

Over Votes: 0

Mary Ellen Keel	45	100.00%
Total...	45	100.00%

Midland County 911 Dispatch (Final)

Under Votes: 8

Over Votes: 0

YES	147	74.24%
NO	51	25.76%
Total...	198	100.00%

Midland County Mosquito Abatement (Final)

Under Votes: 7

Over Votes: 0

YES	175	87.94%
NO	24	12.06%
Total...	199	100.00%

Bullock Creek BC Bonding Proposal (Final)

Under Votes: 3

Over Votes: 0

YES	103	66.03%
NO	53	33.97%
Total...	156	100.00%

Midland_August2016_E

August 2, 2016

Precinct Report

MI County

Ingersoll Township Precinct 2

Registration & Turnout	879	
Election Day MPR Turnout	137	15.59%
Manual Entry Election Day Turnout	0	0.00%
County Clerk Turnout	0	0.00%
AV Voting Locations Turnout	0	0.00%
Total...	137	15.59%

REP - US Rep in Congress 4th District (Final)

Under Votes: 16		
Over Votes: 0		
John Moolenaar	68	100.00%
Total...	68	100.00%

REP - 99th State Representative District (Final)

Under Votes: 15		
Over Votes: 0		
Roger Hauck	54	78.26%
Robin Stressman	15	21.74%
Total...	69	100.00%

REP - Prosecuting Attorney (Final)

Under Votes: 17		
Over Votes: 0		
J. Dee Brooks	67	100.00%
Total...	67	100.00%

REP - Sheriff (Final)

Under Votes: 16		
Over Votes: 0		
Scott Stephenson	68	100.00%
Total...	68	100.00%

REP - County Treasurer (Final)

Under Votes: 21		
Over Votes: 0		
Catherine L. Lunsford	63	100.00%
Total...	63	100.00%

REP - Register of Deeds (Final)

Under Votes: 21		
Over Votes: 0		
Julie K. Atkinson	63	100.00%
Total...	63	100.00%

REP - Drain Commissioner (Final)

Under Votes: 23		
Over Votes: 0		
Douglas Enos	61	100.00%
Total...	61	100.00%

Ingersoll Township Precinct 2

REP - County Commissioner District 4 (Final)

Under Votes: 19		
Over Votes: 0		
Gaye Terwillegar	65	100.00%
Total...	65	100.00%

REP - Ingersoll Township Supervisor (Final)

Under Votes: 19		
Over Votes: 0		
Charles Tabb	65	100.00%
Total...	65	100.00%

REP - Ingersoll Township Treasurer (Final)

Under Votes: 18		
Over Votes: 0		
James R. Terwillegar	62	100.00%
Total...	62	100.00%

REP - Ingersoll Township Trustee (Final)

Under Votes: 26		
Over Votes: 0		
Andy Shaffner	47	33.10%
Curtis Shaffner	45	31.69%
Jacob Terwillegar	50	35.21%
Total...	142	100.00%

REP - Ingersoll Township Delegate Precinct 2-Rep (Final)

Under Votes: 67		
Over Votes: 0		
Janis Falkenstein	45	44.55%
Gaye Terwillegar	56	55.45%
Total...	101	100.00%

DEM - 99th State Representative District (Final)

Under Votes: 2		
Over Votes: 0		
Bryan Mielke	40	100.00%
Total...	40	100.00%

DEM - County Clerk (Final)

Under Votes: 6		
Over Votes: 0		
Ann Manary	36	100.00%
Total...	36	100.00%

DEM - County Commissioner District 4 (Final)

Under Votes: 6		
Over Votes: 0		
Eric H. Anders	36	100.00%
Total...	36	100.00%

Midland_August2016_E

August 2, 2016

Precinct Report

MI County

Ingersoll Township Precinct 2

DEM - Ingersoll Township Clerk (Final)

Under Votes: 2

Over Votes: 0

Mary Ellen Keel	40	100.00%
Total...	40	100.00%

DEM - Ingersoll Township Delegate Precinct 2-Dem (Final)

Under Votes: 46

Over Votes: 0

Cathy Mitzel	38	100.00%
Total...	38	100.00%

Midland County 911 Dispatch (Final)

Under Votes: 13

Over Votes: 0

YES	94	75.81%
NO	30	24.19%
Total...	124	100.00%

Midland County Mosquito Abatement (Final)

Under Votes: 12

Over Votes: 0

YES	108	86.40%
NO	17	13.60%
Total...	125	100.00%

Bullock Creek BC Bonding Proposal (Final)

Under Votes: 3

Over Votes: 0

YES	26	61.90%
NO	16	38.10%
Total...	42	100.00%

Freeland Community School Millage Renewal (Final)

Under Votes: 0

Over Votes: 0

YES	0	0.00%
NO	0	0.00%
Total...	0	0.00%

Midland_August2016_E

August 2, 2016

MI County

Jasper Township Precinct 1

Jasper Township Precinct 1

Registration & Turnout				REP - County Commissioner District 3				(Final)
Election Day MPR Turnout	200	24.94%		Under Votes: 43				
Manual Entry Election Day Turnout	0	0.00%		Over Votes: 0				
County Clerk Turnout	0	0.00%		Robert Steven Glaser		133	100.00%	
AV Voting Locations Turnout	0	0.00%						
Total...	200	24.94%				Total...	133	100.00%
REP - US Rep in Congress 4th District				REP - Jasper Township Supervisor				(Final)
Under Votes: 27				Under Votes: 17				
Over Votes: 0				Over Votes: 0				
John Moolenaar	149	100.00%		Carmen Bajena		87	54.04%	
				Karmen Sanders		74	45.96%	
Total...	149	100.00%				Total...	161	100.00%
REP - 99th State Representative District				REP - Jasper Township Clerk				(Final)
Under Votes: 22				Under Votes: 36				
Over Votes: 0				Over Votes: 0				
Roger Hauck	113	72.90%		Jackilynn Colthorp		141	100.00%	
Robin Stressman	42	27.10%						
Total...	155	100.00%				Total...	141	100.00%
REP - Prosecuting Attorney				REP - Jasper Township Treasurer				(Final)
Under Votes: 34				Under Votes: 5				
Over Votes: 0				Over Votes: 0				
J. Dee Brooks	143	100.00%		Carol Aldrich		127	73.41%	
				Dorothy J. Kelley		46	26.59%	
Total...	143	100.00%				Total...	173	100.00%
REP - Sheriff				REP - Jasper Township Trustee				(Final)
Under Votes: 34				Under Votes: 60				
Over Votes: 0				Over Votes: 0				
Scott Stephenson	142	100.00%		Roxanne R. Gibson		126	42.57%	
				James Mulder		39	13.18%	
Total...	142	100.00%		Theodore M. Roe		88	29.73%	
REP - County Treasurer				James R. Sanders		43	14.53%	
Under Votes: 43						Total...	296	100.00%
Over Votes: 0								
Catherine L. Lunsford	134	100.00%		DEM - 99th State Representative District				(Final)
				Under Votes: 4				
Total...	134	100.00%		Over Votes: 0				
REP - Register of Deeds				Bryan Mielke		18	100.00%	
Under Votes: 43								
Over Votes: 0						Total...	18	100.00%
Julie K. Atkinson	134	100.00%		DEM - County Clerk				(Final)
				Under Votes: 4				
Total...	134	100.00%		Over Votes: 0				
REP - Drain Commissioner				Ann Manary		17	100.00%	
Under Votes: 37								
Over Votes: 0						Total...	17	100.00%
Douglas Enos	139	100.00%		DEM - Jasper Township Delegate Precinct 1-Dem				(Final)
				Under Votes: 3				
Total...	139	100.00%		Over Votes: 0				
				Kathleen S. May		19	100.00%	
						Total...	19	100.00%

August 2, 2016

MI County

Jasper Township Precinct 1

Midland County 911 Dispatch (Final)

Under Votes: 26

Over Votes: 0

YES	111	63.79%
NO	63	36.21%
Total...	174	100.00%

Midland County Mosquito Abatement (Final)

Under Votes: 23

Over Votes: 0

YES	156	88.14%
NO	21	11.86%
Total...	177	100.00%

Midland_August2016_E

August 2, 2016

Precinct Report

MI County

Jerome Township Precinct 1

Registration & Turnout	704	
Election Day MPR Turnout	101	14.35%
Manual Entry Election Day Turnout	0	0.00%
County Clerk Turnout	0	0.00%
AV Voting Locations Turnout	0	0.00%
Total...	101	14.35%

REP - US Rep in Congress 4th District (Final)

Under Votes: 2		
Over Votes: 0		
John Moolenaar	47	100.00%
Total...	47	100.00%

REP - 98th State Representative District (Final)

Under Votes: 2		
Over Votes: 0		
Gary Glenn	47	100.00%
Total...	47	100.00%

REP - Prosecuting Attorney (Final)

Under Votes: 1		
Over Votes: 0		
J. Dee Brooks	48	100.00%
Total...	48	100.00%

REP - Sheriff (Final)

Under Votes: 1		
Over Votes: 0		
Scott Stephenson	48	100.00%
Total...	48	100.00%

REP - County Treasurer (Final)

Under Votes: 2		
Over Votes: 0		
Catherine L. Lunsford	47	100.00%
Total...	47	100.00%

REP - Register of Deeds (Final)

Under Votes: 2		
Over Votes: 0		
Julie K. Atkinson	47	100.00%
Total...	47	100.00%

REP - Drain Commissioner (Final)

Under Votes: 2		
Over Votes: 0		
Douglas Enos	47	100.00%
Total...	47	100.00%

REP - County Commissioner District 1 (Final)

Under Votes: 1		
Over Votes: 0		
Alan Kloha	19	39.58%

Jerome Township Precinct 1

REP - County Commissioner District 1 (Final)

Jeanette M. Snyder	29	60.42%
Total...	48	100.00%

REP - Jerome Township Clerk (Final)

Under Votes: 3		
Over Votes: 0		

Angela Martin

46	100.00%
Total...	46 100.00%

REP - Jerome Township Treasurer (Final)

Under Votes: 5		
Over Votes: 0		

Laura A. Grubaugh

44	100.00%
Total...	44 100.00%

REP - Jerome Township Trustee (Final)

Under Votes: 152		
Over Votes: 0		

Gil Bernier

44	100.00%
Total...	44 100.00%

REP - Jerome Township Delegate Precinct 1-Rep (Final)

Under Votes: 4		
Over Votes: 0		

Linda J. Grant

45	100.00%
Total...	45 100.00%

DEM - 98th State Representative District (Final)

Under Votes: 16		
Over Votes: 0		

Geoff Malicoat

30	100.00%
Total...	30 100.00%

DEM - County Clerk (Final)

Under Votes: 16		
Over Votes: 0		

Ann Manary

30	100.00%
Total...	30 100.00%

DEM - County Commissioner District 1 (Final)

Under Votes: 2		
Over Votes: 0		

Connie Methner

22	50.00%
----	--------

Heather McLaughlin

22	50.00%
Total...	44 100.00%

DEM - Jerome Township Supervisor (Final)

Under Votes: 12		
Over Votes: 0		

Mike Wood

34	100.00%
Total...	34 100.00%

Midland_August2016_E

August 2, 2016

Precinct Report

MI County

Jerome Township Precinct 1

DEM - Jerome Township Treasurer (Final)

Under Votes: 19

Over Votes: 0

Shelley Laramie	.27	100.00%
Total...	27	100.00%

DEM - Jerome Township Trustee (Final)

Under Votes: 81

Over Votes: 0

Lee M. Fellows	24	23.30%
Mark Green	22	21.36%
Joe Manelis	20	19.42%
Kevin L. Nilles	23	22.33%
James D. Spann	14	13.59%
Total...	103	100.00%

Midland County 911 Dispatch (Final)

Under Votes: 5

Over Votes: 0

YES	73	76.04%
NO	23	23.96%
Total...	96	100.00%

Midland County Mosquito Abatement (Final)

Under Votes: 5

Over Votes: 0

YES	87	90.63%
NO	9	9.38%
Total...	96	100.00%

August 2, 2016

Precinct Report

MI County

Jerome Township Precinct 2

Jerome Township Precinct 2

Registration & Turnout			1,218	REP - County Commissioner District 1			(Final)
Election Day MPR Turnout	189	15.52%		Jeanette M. Snyder	31	36.47%	
Manual Entry Election Day Turnout	0	0.00%		Total...	85	100.00%	
County Clerk Turnout	0	0.00%		REP - Jerome Township Clerk			(Final)
AV Voting Locations Turnout	0	0.00%		Under Votes: 28			
Total...	189	15.52%		Over Votes: 0			
REP - US Rep in Congress 4th District			(Final)	Angela Martin			68 100.00%
Under Votes: 16				Total...			68 100.00%
Over Votes: 0							
John Moolenaar	81	100.00%		REP - Jerome Township Treasurer			(Final)
Total...	81	100.00%		Under Votes: 30			
				Over Votes: 0			
REP - 98th State Representative District			(Final)	Laura A. Grubaugh			68 100.00%
Under Votes: 18				Total...			68 100.00%
Over Votes: 0							
Gary Glenn	80	100.00%		REP - Jerome Township Trustee			(Final)
Total...	80	100.00%		Under Votes: 326			
				Over Votes: 0			
REP - Prosecuting Attorney			(Final)	Gil Bernier			66 100.00%
Under Votes: 14				Total...			66 100.00%
Over Votes: 0							
J. Dee Brooks	84	100.00%		REP - Jerome Township Delegate Precinct 2-Rep			(Final)
Total...	84	100.00%		Under Votes: 137			
				Over Votes: 0			
REP - Sheriff			(Final)	Adam Beebe			50 31.85%
Under Votes: 12				Douglas Enos			54 34.39%
Over Votes: 0				Karl Ieuter			53 33.76%
Scott Stephenson	86	100.00%		Total...			157 100.00%
Total...	86	100.00%		DEM - 98th State Representative District			(Final)
				Under Votes: 17			
REP - County Treasurer			(Final)	Over Votes: 0			
Under Votes: 19				Geoff Malicoat			60 100.00%
Over Votes: 0				Total...			60 100.00%
Catherine L. Lunsford	78	100.00%		DEM - County Clerk			(Final)
Total...	78	100.00%		Under Votes: 18			
				Over Votes: 0			
REP - Register of Deeds			(Final)	Ann Manary			60 100.00%
Under Votes: 21				Total...			60 100.00%
Over Votes: 0				DEM - County Commissioner District 1			(Final)
Julie K. Atkinson	77	100.00%		Under Votes: 2			
Total...	77	100.00%		Over Votes: 0			
				Connie Methner			50 65.79%
REP - Drain Commissioner			(Final)	Heather McLaughlin			26 34.21%
Under Votes: 19				Total...			76 100.00%
Over Votes: 0							
Douglas Enos	79	100.00%					
Total...	79	100.00%					
REP - County Commissioner District 1			(Final)				
Under Votes: 9							
Over Votes: 4							
Alan Kloha	54	63.53%					

Midland_August2016_E

August 2, 2016

Precinct Report

MI County

Jerome Township Precinct 3

Registration & Turnout	629		
Election Day MPR Turnout	78	12.40%	
Manual Entry Election Day Turnout	0	0.00%	
County Clerk Turnout	0	0.00%	
AV Voting Locations Turnout	0	0.00%	
Total...	78	12.40%	

REP - US Rep in Congress 4th District (Final)

Under Votes: 2			
Over Votes: 0			
John Moolenaar	41	100.00%	
Total...	41	100.00%	

REP - 98th State Representative District (Final)

Under Votes: 4			
Over Votes: 0			
Gary Glenn	40	100.00%	
Total...	40	100.00%	

REP - Prosecuting Attorney (Final)

Under Votes: 5			
Over Votes: 0			
J. Dee Brooks	39	100.00%	
Total...	39	100.00%	

REP - Sheriff (Final)

Under Votes: 3			
Over Votes: 0			
Scott Stephenson	41	100.00%	
Total...	41	100.00%	

REP - County Treasurer (Final)

Under Votes: 7			
Over Votes: 0			
Catherine L. Lunsford	37	100.00%	
Total...	37	100.00%	

REP - Register of Deeds (Final)

Under Votes: 7			
Over Votes: 0			
Julie K. Atkinson	37	100.00%	
Total...	37	100.00%	

REP - Drain Commissioner (Final)

Under Votes: 6			
Over Votes: 0			
Douglas Enos	38	100.00%	
Total...	38	100.00%	

REP - County Commissioner District 1 (Final)

Under Votes: 3			
Over Votes: 0			
Alan Kloha	23	56.10%	

Jerome Township Precinct 3

629 REP - County Commissioner District 1 (Final)

Jeanette M. Snyder	18	43.90%	
Total...	41	100.00%	

REP - Jerome Township Clerk (Final)

Under Votes: 8			
Over Votes: 0			

Angela Martin 36 100.00%

Total...	36	100.00%	
----------	----	---------	--

REP - Jerome Township Treasurer (Final)

Under Votes: 8			
Over Votes: 0			

Laura A. Grubaugh 36 100.00%

Total...	36	100.00%	
----------	----	---------	--

REP - Jerome Township Trustee (Final)

Under Votes: 142			
Over Votes: 0			

Gil Bernier 34 100.00%

Total...	34	100.00%	
----------	----	---------	--

REP - Jerome Township Delegate Precinct 3-Rep (Final)

Under Votes: 5			
Over Votes: 0			

Janithan Woodruff 39 100.00%

Total...	39	100.00%	
----------	----	---------	--

DEM - 98th State Representative District (Final)

Under Votes: 8			
Over Votes: 0			

Geoff Malicoat 20 100.00%

Total...	20	100.00%	
----------	----	---------	--

DEM - County Clerk (Final)

Under Votes: 13			
Over Votes: 0			

Ann Manary 15 100.00%

Total...	15	100.00%	
----------	----	---------	--

DEM - County Commissioner District 1 (Final)

Under Votes: 3			
Over Votes: 0			

Connie Methner 6 24.00%

Heather McLaughlin	19	76.00%	
--------------------	----	--------	--

Total... 25 100.00%

DEM - Jerome Township Supervisor (Final)

Under Votes: 11			
Over Votes: 0			

Mike Wood 17 100.00%

Total...	17	100.00%	
----------	----	---------	--

Midland_August2016_E

August 2, 2016

Precinct Report

MI County

Jerome Township Precinct 3

DEM - Jerome Township Treasurer (Final)

Under Votes: 18

Over Votes: 0

Shelley Laramie	10	100.00%
Total...	10	100.00%

DEM - Jerome Township Trustee (Final)

Under Votes: 66

Over Votes: 0

Lee M. Fellows	13	28.26%
Mark Green	7	15.22%
Joe Manelis	6	13.04%
Kevin L. Nilles	12	26.09%
James D. Spann	8	17.39%
Total...	46	100.00%

DEM - Jerome Township Delegate Precinct 3-Dem (Final)

Under Votes: 16

Over Votes: 0

Sara B. Clavez	12	100.00%
Total...	12	100.00%

Midland County 911 Dispatch (Final)

Under Votes: 2

Over Votes: 0

YES	59	77.63%
NO	17	22.37%
Total...	76	100.00%

Midland County Mosquito Abatement (Final)

Under Votes: 2

Over Votes: 0

YES	70	92.11%
NO	6	7.89%
Total...	76	100.00%

August 2, 2016

MI County

Jerome Township Precinct 4

Registration & Turnout	1,331	
Election Day MPR Turnout	110	8.26%
Manual Entry Election Day Turnout	0	0.00%
County Clerk Turnout	0	0.00%
AV Voting Locations Turnout	0	0.00%
Total...	110	8.26%

REP - US Rep in Congress 4th District (Final)

Under Votes: 5		
Over Votes: 0		
John Moolenaar	45	100.00%
Total...	45	100.00%

REP - 98th State Representative District (Final)

Under Votes: 5		
Over Votes: 0		
Gary Glenn	45	100.00%
Total...	45	100.00%

REP - Prosecuting Attorney (Final)

Under Votes: 5		
Over Votes: 0		
J. Dee Brooks	45	100.00%
Total...	45	100.00%

REP - Sheriff (Final)

Under Votes: 7		
Over Votes: 0		
Scott Stephenson	43	100.00%
Total...	43	100.00%

REP - County Treasurer (Final)

Under Votes: 8		
Over Votes: 0		
Catherine L. Lunsford	41	100.00%
Total...	41	100.00%

REP - Register of Deeds (Final)

Under Votes: 7		
Over Votes: 0		
Julie K. Atkinson	42	100.00%
Total...	42	100.00%

REP - Drain Commissioner (Final)

Under Votes: 5		
Over Votes: 0		
Douglas Enos	45	100.00%
Total...	45	100.00%

REP - County Commissioner District 1 (Final)

Under Votes: 5		
Over Votes: 1		
Alan Kloha	23	53.49%

Jerome Township Precinct 4

REP - County Commissioner District 1		(Final)
Jeanette M. Snyder	20	46.51%
Total...	43	100.00%

REP - Jerome Township Clerk (Final)

Under Votes: 9		
Over Votes: 0		
Angela Martin	40	100.00%
Total...	40	100.00%

REP - Jerome Township Treasurer (Final)

Under Votes: 12		
Over Votes: 0		
Laura A. Grubaugh	37	100.00%
Total...	37	100.00%

REP - Jerome Township Trustee (Final)

Under Votes: 163		
Over Votes: 0		
Gil Bernier	37	100.00%
Total...	37	100.00%

REP - Jerome Township Delegate Precinct 4-Rep (Final)

Under Votes: 109		
Over Votes: 0		
Christopher Melchi	41	100.00%
Total...	41	100.00%

DEM - 98th State Representative District (Final)

Under Votes: 22		
Over Votes: 0		
Geoff Malicoat	34	100.00%
Total...	34	100.00%

DEM - County Clerk (Final)

Under Votes: 22		
Over Votes: 0		
Ann Manary	34	100.00%
Total...	34	100.00%

DEM - County Commissioner District 1 (Final)

Under Votes: 2		
Over Votes: 0		
Connie Methner	31	57.41%
Heather McLaughlin	23	42.59%
Total...	54	100.00%

DEM - Jerome Township Supervisor (Final)

Under Votes: 19		
Over Votes: 0		
Mike Wood	37	100.00%
Total...	37	100.00%

August 2, 2016

MI County

Jerome Township Precinct 4

DEM - Jerome Township Treasurer (Final)

Under Votes: 25

Over Votes: 0

Shelley Laramie	31	100.00%
Total...	31	100.00%

DEM - Jerome Township Trustee (Final)

Under Votes: 93

Over Votes: 0

Lee M. Fellows	31	23.66%
Mark Green	27	20.61%
Joe Manelis	22	16.79%
Kevin L. Nilles	32	24.43%
James D. Spann	19	14.50%
Total...	131	100.00%

Midland County 911 Dispatch (Final)

Under Votes: 4

Over Votes: 0

YES	81	76.42%
NO	25	23.58%
Total...	106	100.00%

Midland County Mosquito Abatement (Final)

Under Votes: 4

Over Votes: 0

YES	95	89.62%
NO	11	10.38%
Total...	106	100.00%

Midland_August2016_E

August 2, 2016

Precinct Report

MI County

Larkin Township Precinct 1

Registration & Turnout	1,642		
Election Day MPR Turnout	193	11.75%	
Manual Entry Election Day Turnout	0	0.00%	
County Clerk Turnout	0	0.00%	
AV Voting Locations Turnout	0	0.00%	
Total...	193	11.75%	

REP - US Rep in Congress 4th District (Final)

Under Votes: 22			
Over Votes: 0			
John Moolenaar	133	100.00%	
Total...	133	100.00%	

REP - 98th State Representative District (Final)

Under Votes: 43			
Over Votes: 0			
Gary Glenn	112	100.00%	
Total...	112	100.00%	

REP - Prosecuting Attorney (Final)

Under Votes: 36			
Over Votes: 0			
J. Dee Brooks	119	100.00%	
Total...	119	100.00%	

REP - Sheriff (Final)

Under Votes: 32			
Over Votes: 0			
Scott Stephenson	123	100.00%	
Total...	123	100.00%	

REP - County Treasurer (Final)

Under Votes: 39			
Over Votes: 0			
Catherine L. Lunsford	116	100.00%	
Total...	116	100.00%	

REP - Register of Deeds (Final)

Under Votes: 40			
Over Votes: 0			
Julie K. Atkinson	115	100.00%	
Total...	115	100.00%	

REP - Drain Commissioner (Final)

Under Votes: 41			
Over Votes: 0			
Douglas Enos	114	100.00%	
Total...	114	100.00%	

Larkin Township Precinct 1

REP - County Commissioner District 2 (Final)

Under Votes: 41			
Over Votes: 0			
Mark C. Bone	114	100.00%	
Total...	114	100.00%	

REP - Larkin Township Supervisor (Final)

Under Votes: 30			
Over Votes: 0			
Maria Sandow	86	71.07%	
Jerry Steger	35	28.93%	
Total...	121	100.00%	

REP - Larkin Township Clerk (Final)

Under Votes: 38			
Over Votes: 0			
Sandy Reardon	114	100.00%	
Total...	114	100.00%	

REP - Larkin Township Treasurer (Final)

Under Votes: 19			
Over Votes: 0			
Kathy Moe	136	100.00%	
Total...	136	100.00%	

REP - Larkin Township Trustee (Final)

Under Votes: 152			
Over Votes: 0			
Jill Deitsch-Owens	89	19.02%	
Todd Draves	75	16.03%	
Karen Hitchcock	84	17.95%	
Karen Lazzaro-Laurenz	54	11.54%	
Daniel Owens	93	19.87%	
Kay Rinas	73	15.60%	
Total...	468	100.00%	

REP - Larkin Township Delegate Precinct 1-Rep (Final)

Under Votes: 596			
Over Votes: 0			
Alexa Malesky	74	41.34%	
Scott Stephenson	105	58.66%	
Total...	179	100.00%	

DEM - 98th State Representative District (Final)

Under Votes: 0			
Over Votes: 0			
Geoff Malicoat	34	100.00%	
Total...	34	100.00%	

Midland_August2016_E

August 2, 2016

Precinct Report

MI County

Larkin Township Precinct 1

DEM - County Clerk (Final)

Under Votes: 7

Over Votes: 0

Ann Manary	27	100.00%
------------	----	---------

Total...	27	100.00%
----------	----	---------

DEM - Larkin Township Delegate Precinct 1-Dem (Final)

Under Votes: 39

Over Votes: 0

Jill Haver-Crissman	28	100.00%
---------------------	----	---------

Total...	28	100.00%
----------	----	---------

Midland County 911 Dispatch (Final)

Under Votes: 27

Over Votes: 0

YES	125	75.30%
-----	-----	--------

NO	41	24.70%
----	----	--------

Total...	166	100.00%
----------	-----	---------

Midland County Mosquito Abatement (Final)

Under Votes: 26

Over Votes: 0

YES	147	88.02%
-----	-----	--------

NO	20	11.98%
----	----	--------

Total...	167	100.00%
----------	-----	---------

Midland_August2016_E

August 2, 2016

Precinct Report

MI County

Larkin Township Precinct 2

Registration & Turnout	1,417		
Election Day MPR Turnout	210	14.82%	
Manual Entry Election Day Turnout	0	0.00%	
County Clerk Turnout	0	0.00%	
AV Voting Locations Turnout	0	0.00%	
Total...	210	14.82%	

REP - US Rep in Congress 4th District

(Final)

Under Votes: 40			
Over Votes: 0			
John Moolenaar	142	100.00%	
Total...	142	100.00%	

REP - 98th State Representative District

(Final)

Under Votes: 51			
Over Votes: 0			
Gary Glenn	130	100.00%	
Total...	130	100.00%	

REP - Prosecuting Attorney

(Final)

Under Votes: 41			
Over Votes: 0			
J. Dee Brooks	140	100.00%	
Total...	140	100.00%	

REP - Sheriff

(Final)

Under Votes: 28			
Over Votes: 0			
Scott Stephenson	154	100.00%	
Total...	154	100.00%	

REP - County Treasurer

(Final)

Under Votes: 46			
Over Votes: 0			
Catherine L. Lunsford	136	100.00%	
Total...	136	100.00%	

REP - Register of Deeds

(Final)

Under Votes: 46			
Over Votes: 0			
Julie K. Atkinson	136	100.00%	
Total...	136	100.00%	

REP - Drain Commissioner

(Final)

Under Votes: 45			
Over Votes: 0			
Douglas Enos	137	100.00%	
Total...	137	100.00%	

Larkin Township Precinct 2

REP - County Commissioner District 2

(Final)

Under Votes: 41			
Over Votes: 0			
Mark C. Bone	141	100.00%	
Total...	141	100.00%	

REP - Larkin Township Supervisor

(Final)

Under Votes: 50			
Over Votes: 0			
Maria Sandow	72	55.81%	
Jerry Steger	57	44.19%	
Total...	129	100.00%	

REP - Larkin Township Clerk

(Final)

Under Votes: 50			
Over Votes: 1			
Sandy Reardon	131	100.00%	
Total...	131	100.00%	

REP - Larkin Township Treasurer

(Final)

Under Votes: 40			
Over Votes: 0			
Kathy Moe	142	100.00%	
Total...	142	100.00%	

REP - Larkin Township Trustee

(Final)

Under Votes: 214			
Over Votes: 0			
Jill Deitsch-Owens	73	14.23%	
Todd Draves	95	18.52%	
Karen Hitchcock	101	19.69%	
Karen Lazzaro-Laurenz	82	15.98%	
Daniel Owens	90	17.54%	
Kay Rinas	72	14.04%	
Total...	513	100.00%	

REP - Larkin Township Delegate Precinct 2-Rep

(Final)

Under Votes: 327			
Over Votes: 4			
Mark C. Bone	115	28.97%	
Mary Draves	90	22.67%	
Todd R. Draves	92	23.17%	
Damian Winslow	100	25.19%	
Total...	397	100.00%	

DEM - 98th State Representative District

(Final)

Under Votes: 1			
Over Votes: 0			
Geoff Malicoat	22	100.00%	
Total...	22	100.00%	

Midland_August2016_E

August 2, 2016

Precinct Report

MI County

Larkin Township Precinct 2

DEM - County Clerk (Final)

Under Votes: 2

Over Votes: 0

Ann Manary	21	100.00%
Total...	21	100.00%

Midland County 911 Dispatch (Final)

Under Votes: 24

Over Votes: 0

YES	138	74.19%
NO	48	25.81%
Total...	186	100.00%

Midland County Mosquito Abatement (Final)

Under Votes: 20

Over Votes: 0

YES	166	87.37%
NO	24	12.63%
Total...	190	100.00%

Midland_August2016_E

August 2, 2016

Precinct Report

MI County

Larkin Township Precinct 3

Larkin Township Precinct 3

Registration & Turnout				REP - County Commissioner District 2			
			1,255				(Final)
Election Day MPR Turnout	137	10.92%		Under Votes: 21			
Manual Entry Election Day Turnout	0	0.00%		Over Votes: 0			
County Clerk Turnout	0	0.00%		Mark C. Bone	79	100.00%	
AV Voting Locations Turnout	0	0.00%					
Total...	137	10.92%		Total...	79	100.00%	
REP - US Rep in Congress 4th District				REP - Larkin Township Supervisor			
			(Final)				(Final)
Under Votes: 16				Under Votes: 26			
Over Votes: 0				Over Votes: 1			
John Moolenaar	84	100.00%		Maria Sandow	48	66.67%	
Total...	84	100.00%		Jerry Steger	24	33.33%	
				Total...	72	100.00%	
REP - 98th State Representative District				REP - Larkin Township Clerk			
			(Final)				(Final)
Under Votes: 22				Under Votes: 21			
Over Votes: 0				Over Votes: 0			
Gary Glenn	77	100.00%		Sandy Reardon	79	100.00%	
Total...	77	100.00%		Total...	79	100.00%	
REP - Prosecuting Attorney				REP - Larkin Township Treasurer			
			(Final)				(Final)
Under Votes: 18				Under Votes: 17			
Over Votes: 0				Over Votes: 0			
J. Dee Brooks	82	100.00%		Kathy Moe	83	100.00%	
Total...	82	100.00%		Total...	83	100.00%	
REP - Sheriff				REP - Larkin Township Trustee			
			(Final)				(Final)
Under Votes: 17				Under Votes: 137			
Over Votes: 0				Over Votes: 0			
Scott Stephenson	83	100.00%		Jill Deitsch-Owens	28	10.65%	
Total...	83	100.00%		Todd Draves	55	20.91%	
REP - County Treasurer				Karen Hitchcock	67	25.48%	
			(Final)	Karen Lazzaro-Laurenz	27	10.27%	
Under Votes: 25				Daniel Owens	41	15.59%	
Over Votes: 0				Kay Rinas	45	17.11%	
Catherine L. Lunsford	75	100.00%		Total...	263	100.00%	
Total...	75	100.00%					
REP - Register of Deeds				REP - Larkin Township Delegate Precinct 3-Rep			
			(Final)				(Final)
Under Votes: 22				Under Votes: 146			
Over Votes: 0				Over Votes: 0			
Julie K. Atkinson	78	100.00%		Annette Glenn	60	23.62%	
Total...	78	100.00%		Gary Glenn	69	27.17%	
				Linda Horbal	64	25.20%	
REP - Drain Commissioner				Michael Love	61	24.02%	
			(Final)	Total...	254	100.00%	
Under Votes: 19							
Over Votes: 0							
Douglas Enos	81	100.00%		DEM - 98th State Representative District			(Final)
Total...	81	100.00%		Under Votes: 1			
				Over Votes: 0			
				Geoff Malicoat	27	100.00%	
				Total...	27	100.00%	

Midland_August2016_E

August 2, 2016

Precinct Report

MI County

Larkin Township Precinct 3

DEM - County Clerk (Final)

Under Votes: 3

Over Votes: 0

Ann Manary	25	100.00%
------------	----	---------

Total...	25	100.00%
----------	----	---------

Midland County 911 Dispatch (Final)

Under Votes: 6

Over Votes: 0

YES	105	80.15%
-----	-----	--------

NO	26	19.85%
----	----	--------

Total...	131	100.00%
----------	-----	---------

Midland County Mosquito Abatement (Final)

Under Votes: 7

Over Votes: 0

YES	124	95.38%
-----	-----	--------

NO	6	4.62%
----	---	-------

Total...	130	100.00%
----------	-----	---------

Midland_August2016_E

August 2, 2016

Precinct Report

MI County

Lee Township Precinct 1

Lee Township Precinct 1

<u>Registration & Turnout</u>			1,657	<u>REP - County Commissioner District 3</u>			(Final)
Election Day MPR Turnout	177	10.68%		Under Votes: 30			
Manual Entry Election Day Turnout	0	0.00%		Over Votes: 0			
County Clerk Turnout	0	0.00%		Robert Steven Glaser	82	100.00%	
AV Voting Locations Turnout	0	0.00%					
Total...	177	10.68%		Total...	82	100.00%	
<u>REP - US Rep in Congress 4th District</u>			(Final)	<u>REP - Lee Township Clerk</u>			(Final)
Under Votes: 20				Under Votes: 9			
Over Votes: 0				Over Votes: 0			
John Moolenaar	91	100.00%		Robin Brief	59	57.28%	
Total...	91	100.00%		Laura Dawson	44	42.72%	
				Total...	103	100.00%	
<u>REP - 98th State Representative District</u>			(Final)	<u>REP - Lee Township Trustee</u>			(Final)
Under Votes: 28				Under Votes: 53			
Over Votes: 0				Over Votes: 0			
Gary Glenn	84	100.00%		Thomas L. French	50	29.24%	
Total...	84	100.00%		Darla L. Rippee	55	32.16%	
				Tom York	66	38.60%	
<u>REP - Prosecuting Attorney</u>			(Final)	Total...	171	100.00%	
Under Votes: 23				<u>REP - Lee Township Delegate Precinct 1-Rep</u>			(Final)
Over Votes: 0				Under Votes: 140			
J. Dee Brooks	89	100.00%		Over Votes: 0			
Total...	89	100.00%		Samuel J. Chew	84	100.00%	
				Total...	84	100.00%	
<u>REP - Sheriff</u>			(Final)	<u>DEM - 98th State Representative District</u>			(Final)
Under Votes: 23				Under Votes: 10			
Over Votes: 0				Over Votes: 0			
Scott Stephenson	89	100.00%		Geoff Malicoat	41	100.00%	
Total...	89	100.00%		Total...	41	100.00%	
				<u>DEM - County Clerk</u>			(Final)
<u>REP - County Treasurer</u>			(Final)	Under Votes: 12			
Under Votes: 28				Over Votes: 0			
Over Votes: 0				Ann Manary	39	100.00%	
Catherine L. Lunsford	84	100.00%		Total...	39	100.00%	
Total...	84	100.00%		<u>DEM - Lee Township Supervisor</u>			(Final)
				Under Votes: 1			
<u>REP - Register of Deeds</u>			(Final)	Over Votes: 0			
Under Votes: 30				LeRoy Martin	14	27.45%	
Over Votes: 0				George Whittington	37	72.55%	
Julie K. Atkinson	82	100.00%		Total...	51	100.00%	
Total...	82	100.00%		<u>DEM - Lee Township Treasurer</u>			(Final)
				Under Votes: 10			
<u>REP - Drain Commissioner</u>			(Final)	Over Votes: 0			
Under Votes: 29				William H. Stewart	40	100.00%	
Over Votes: 0				Total...	40	100.00%	
Douglas Enos	83	100.00%					
Total...	83	100.00%					

Midland_August2016_E

August 2, 2016

Precinct Report

MI County

Lee Township Precinct 2

Midland County Mosquito Abatement (Final)

Under Votes: 11

Over Votes: 0

YES	170	78.34%
NO	47	21.66%
Total...	217	100.00%

Bullock Creek BC Bonding Proposal (Final)

Under Votes: 13

Over Votes: 0

YES	99	59.64%
NO	67	40.36%
Total...	166	100.00%

Midland_August2016_E

August 2, 2016

Precinct Report

MI County

Lincoln Township Precinct 1

Registration & Turnout	2,029		
Election Day MPR Turnout	191	9.41%	
Manual Entry Election Day Turnout	0	0.00%	
County Clerk Turnout	0	0.00%	
AV Voting Locations Turnout	0	0.00%	
Total...	191	9.41%	

REP - US Rep in Congress 4th District (Final)

Under Votes: 12			
Over Votes: 1			
John Moolenaar	105	100.00%	
Total...	105	100.00%	

REP - 98th State Representative District (Final)

Under Votes: 19			
Over Votes: 0			
Gary Glenn	100	100.00%	
Total...	100	100.00%	

REP - Prosecuting Attorney (Final)

Under Votes: 17			
Over Votes: 0			
J. Dee Brooks	102	100.00%	
Total...	102	100.00%	

REP - Sheriff (Final)

Under Votes: 13			
Over Votes: 0			
Scott Stephenson	106	100.00%	
Total...	106	100.00%	

REP - County Treasurer (Final)

Under Votes: 19			
Over Votes: 0			
Catherine L. Lunsford	100	100.00%	
Total...	100	100.00%	

REP - Register of Deeds (Final)

Under Votes: 21			
Over Votes: 0			
Julie K. Atkinson	98	100.00%	
Total...	98	100.00%	

REP - Drain Commissioner (Final)

Under Votes: 27			
Over Votes: 0			
Douglas Enos	92	100.00%	
Total...	92	100.00%	

Lincoln Township Precinct 1

REP - County Commissioner District 2 (Final)

Under Votes: 19			
Over Votes: 0			
Mark C. Bone	100	100.00%	
Total...	100	100.00%	

REP - Lincoln Township Supervisor (Final)

Under Votes: 17			
Over Votes: 0			
Kevin L. Wray	102	100.00%	
Total...	102	100.00%	

REP - Lincoln Township Clerk (Final)

Under Votes: 22			
Over Votes: 0			
Mark Trinklein	97	100.00%	
Total...	97	100.00%	

REP - Lincoln Township Treasurer (Final)

Under Votes: 20			
Over Votes: 0			
Deanna Duford	99	100.00%	
Total...	99	100.00%	

REP - Lincoln Township Trustee (Final)

Under Votes: 77			
Over Votes: 0			
Roger Crockett	84	52.17%	
Susan M. Ensign	77	47.83%	
Total...	161	100.00%	

REP - Lincoln Township Constable (Final)

Under Votes: 142			
Over Votes: 0			
Kevin E. Renwick	96	100.00%	
Total...	96	100.00%	

REP - Lincoln Township Delegate Precinct 1-Rep (Final)

Under Votes: 504			
Over Votes: 0			
Lisa Whyte	90	100.00%	
Total...	90	100.00%	

DEM - 98th State Representative District (Final)

Under Votes: 5			
Over Votes: 0			
Geoff Mallicoat	44	100.00%	
Total...	44	100.00%	

Midland_August2016_E

August 2, 2016

Precinct Report

MI County

Lincoln Township Precinct 1

DEM - County Clerk (Final)

Under Votes: 8

Over Votes: 0

Ann Manary	41	100.00%
Total...	41	100.00%

DEM - Lincoln Township Delegate Precinct 1-Dem (Final)

Under Votes: 107

Over Votes: 0

Richard W. Foley	40	100.00%
Total...	40	100.00%

Midland County 911 Dispatch (Final)

Under Votes: 12

Over Votes: 0

YES	149	83.24%
NO	30	16.76%
Total...	179	100.00%

Midland County Mosquito Abatement (Final)

Under Votes: 12

Over Votes: 0

YES	169	94.41%
NO	10	5.59%
Total...	179	100.00%

Midland_August2016_E

August 2, 2016

Precinct Report

MI County

Midland Township Precinct 1

Registration & Turnout	1,871	
Election Day MPR Turnout	343	18.33%
Manual Entry Election Day Turnout	0	0.00%
County Clerk Turnout	0	0.00%
AV Voting Locations Turnout	0	0.00%
Total...	343	18.33%

REP - US Rep in Congress 4th District (Final)

Under Votes: 38		
Over Votes: 0		
John Moolenaar	230	100.00%
Total...	230	100.00%

REP - 98th State Representative District (Final)

Under Votes: 52		
Over Votes: 0		
Gary Glenn	216	100.00%
Total...	216	100.00%

REP - Prosecuting Attorney (Final)

Under Votes: 51		
Over Votes: 0		
J. Dee Brooks	220	100.00%
Total...	220	100.00%

REP - Sheriff (Final)

Under Votes: 40		
Over Votes: 0		
Scott Stephenson	231	100.00%
Total...	231	100.00%

REP - County Treasurer (Final)

Under Votes: 59		
Over Votes: 0		
Catherine L. Lunsford	212	100.00%
Total...	212	100.00%

REP - Register of Deeds (Final)

Under Votes: 60		
Over Votes: 0		
Julie K. Atkinson	211	100.00%
Total...	211	100.00%

REP - Drain Commissioner (Final)

Under Votes: 61		
Over Votes: 0		
Douglas Enos	210	100.00%
Total...	210	100.00%

Midland Township Precinct 1

REP - County Commissioner District 4 (Final)

Under Votes: 49		
Over Votes: 0		
Gaye Terwillegar	222	100.00%
Total...	222	100.00%

REP - Midland Township Supervisor (Final)

Under Votes: 37		
Over Votes: 0		
Terry Holt	233	100.00%
Total...	233	100.00%

REP - Midland Township Clerk (Final)

Under Votes: 51		
Over Votes: 0		
Shelly Armstrong-Miller	219	100.00%
Total...	219	100.00%

REP - Midland Township Treasurer (Final)

Under Votes: 18		
Over Votes: 0		
Korene K. Labadie	100	39.53%
Mark Radosa	153	60.47%
Total...	253	100.00%

REP - Midland Township Trustee (Final)

Under Votes: 333		
Over Votes: 0		
James R. Avery	195	25.97%
Larry A. Leach	200	26.63%
Melvin R. Lederer Sr.	176	23.44%
Marcia Northup	180	23.97%
Total...	751	100.00%

REP - Midland Township Delegate Precinct 1-Rep (Final)

Under Votes: 726		
Over Votes: 0		
Patricia A. Hartnagle	152	43.18%
Jim Stamas	200	56.82%
Total...	352	100.00%

DEM - 98th State Representative District (Final)

Under Votes: 3		
Over Votes: 0		
Geoff Malicoat	57	100.00%
Total...	57	100.00%

DEM - County Clerk (Final)

Under Votes: 8		
Over Votes: 0		
Ann Manary	52	100.00%
Total...	52	100.00%

Midland_August2016_E

August 2, 2016

Precinct Report

MI County

Midland Township Precinct 1

DEM - County Commissioner District 4 (Final)

Under Votes: 3

Over Votes: 0

Eric H. Anders	57	100.00%
Total...	57	100.00%

Midland County 911 Dispatch (Final)

Under Votes: 24

Over Votes: 0

YES	266	83.39%
NO	53	16.61%
Total...	319	100.00%

Midland County Mosquito Abatement (Final)

Under Votes: 24

Over Votes: 0

YES	286	89.66%
NO	33	10.34%
Total...	319	100.00%

Bullock Creek BC Bonding Proposal (Final)

Under Votes: 24

Over Votes: 1

YES	226	74.34%
NO	78	25.66%
Total...	304	100.00%

Midland_August2016_E

August 2, 2016

Precinct Report

MI County

Mills Township Precinct 1

Registration & Turnout	1,406		
Election Day MPR Turnout	228	16.22%	
Manual Entry Election Day Turnout	0	0.00%	
County Clerk Turnout	0	0.00%	
AV Voting Locations Turnout	0	0.00%	
Total...	228	16.22%	

REP - US Rep in Congress 4th District (Final)

Under Votes: 16			
Over Votes: 0			
John Moolenaar	99	100.00%	
Total...	99	100.00%	

REP - 99th State Representative District (Final)

Under Votes: 14			
Over Votes: 0			
Roger Hauck	72	70.59%	
Robin Stressman	30	29.41%	
Total...	102	100.00%	

REP - Prosecuting Attorney (Final)

Under Votes: 21			
Over Votes: 0			
J. Dee Brooks	95	100.00%	
Total...	95	100.00%	

REP - Sheriff (Final)

Under Votes: 18			
Over Votes: 0			
Scott Stephenson	98	100.00%	
Total...	98	100.00%	

REP - County Treasurer (Final)

Under Votes: 21			
Over Votes: 0			
Catherine L. Lunsford	95	100.00%	
Total...	95	100.00%	

REP - Register of Deeds (Final)

Under Votes: 21			
Over Votes: 0			
Julie K. Atkinson	95	100.00%	
Total...	95	100.00%	

REP - Drain Commissioner (Final)

Under Votes: 18			
Over Votes: 0			
Douglas Enos	98	100.00%	
Total...	98	100.00%	

Mills Township Precinct 1

REP - County Commissioner District 2 (Final)

Under Votes: 21			
Over Votes: 0			
Mark C. Bone	95	100.00%	
Total...	95	100.00%	

REP - Mills Township Treasurer (Final)

Under Votes: 35			
Over Votes: 0			
Sara Pitch	81	100.00%	
Total...	81	100.00%	

REP - Mills Township Delegate Precinct 1-Rep (Final)

Under Votes: 147			
Over Votes: 0			
Myron Greene	83	100.00%	
Total...	83	100.00%	

DEM - 99th State Representative District (Final)

Under Votes: 22			
Over Votes: 0			
Bryan Mielke	67	100.00%	
Total...	67	100.00%	

DEM - County Clerk (Final)

Under Votes: 22			
Over Votes: 0			
Ann Manary	67	100.00%	
Total...	67	100.00%	

DEM - Mills Township Supervisor (Final)

Under Votes: 22			
Over Votes: 0			
Daniel R. Bloom	67	100.00%	
Total...	67	100.00%	

DEM - Mills Township Clerk (Final)

Under Votes: 10			
Over Votes: 0			
Maxine M. Brink	80	100.00%	
Total...	80	100.00%	

DEM - Mills Township Trustee (Final)

Under Votes: 40			
Over Votes: 0			
Amy Hoover	73	52.52%	
Alan L. Wendt	66	47.48%	
Total...	139	100.00%	

Midland_August2016_E

August 2, 2016

Precinct Report

MI County

Mills Township Precinct 1

DEM - Mills Township Delegate Precinct 1-Dem (Final)

Under Votes: 114

Over Votes: 0

Karol Lee Walker	65	100.00%
Total...	65	100.00%

Midland County 911 Dispatch (Final)

Under Votes: 11

Over Votes: 0

YES	131	60.37%
NO	86	39.63%
Total...	217	100.00%

Midland County Mosquito Abatement (Final)

Under Votes: 10

Over Votes: 0

YES	167	76.61%
NO	51	23.39%
Total...	218	100.00%

Midland_August2016_E

August 2, 2016

Precinct Report

MI County

Mt. Haley Township Precinct 1

Mt. Haley Township Precinct 1

Registration & Turnout			1,307	REP - County Commissioner District 4			(Final)
Election Day MPR Turnout	167	12.78%		Under Votes: 20			
Manual Entry Election Day Turnout	0	0.00%		Over Votes: 0			
County Clerk Turnout	0	0.00%		Gaye Terwillegar	95	100.00%	
AV Voting Locations Turnout	0	0.00%					
Total...	167	12.78%		Total...	95	100.00%	
REP - US Rep in Congress 4th District			(Final)	REP - Mt. Haley Township Supervisor			(Final)
Under Votes: 13				Under Votes: 11			
Over Votes: 0				Over Votes: 0			
John Moolenaar	102	100.00%		Rich Keenan	102	100.00%	
Total...	102	100.00%		Total...	102	100.00%	
REP - 99th State Representative District			(Final)	REP - Mt. Haley Township Clerk			(Final)
Under Votes: 21				Under Votes: 8			
Over Votes: 0				Over Votes: 0			
Roger Hauck	61	64.89%		Sharon J. Fleming	106	100.00%	
Robin Stressman	33	35.11%		Total...	106	100.00%	
Total...	94	100.00%		REP - Mt. Haley Township Treasurer			(Final)
REP - Prosecuting Attorney			(Final)	Under Votes: 6			
Under Votes: 27				Over Votes: 0			
Over Votes: 0				Leonard A. Breasbois	110	100.00%	
J. Dee Brooks	88	100.00%		Total...	110	100.00%	
Total...	88	100.00%		REP - Mt. Haley Township Trustee			(Final)
REP - Sheriff			(Final)	Under Votes: 55			
Under Votes: 14				Over Votes: 0			
Over Votes: 0				Richard A. Dougherty	84	48.55%	
Scott Stephenson	102	100.00%		Norman G. Jardis	89	51.45%	
Total...	102	100.00%		Total...	173	100.00%	
REP - County Treasurer			(Final)	REP - Mt. Haley Delegate Township Precinct 1-Rep			(Final)
Under Votes: 21				Under Votes: 93			
Over Votes: 0				Over Votes: 0			
Catherine L. Lunsford	93	100.00%		John Blackson	66	26.19%	
Total...	93	100.00%		Rich Keenan	87	34.52%	
REP - Register of Deeds			(Final)	Kayla North	57	22.62%	
Under Votes: 24				Steve Rozeveld	42	16.67%	
Over Votes: 0				Total...	252	100.00%	
Julie K. Atkinson	92	100.00%		DEM - 99th State Representative District			(Final)
Total...	92	100.00%		Under Votes: 5			
REP - Drain Commissioner			(Final)	Over Votes: 0			
Under Votes: 19				Bryan Mielke	37	100.00%	
Over Votes: 0				Total...	37	100.00%	
Douglas Enos	96	100.00%		DEM - County Clerk			(Final)
Total...	96	100.00%		Under Votes: 9			
				Over Votes: 0			
				Ann Manary	33	100.00%	
				Total...	33	100.00%	

Midland_August2016_E

August 2, 2016

Precinct Report

MI County

Mt. Haley Township Precinct 1

DEM - County Commissioner District 4 (Final)

Under Votes: 8

Over Votes: 0

Eric H. Anders	34	100.00%
----------------	----	---------

Total...	34	100.00%
----------	----	---------

DEM - Mt. Haley Delegate Township Precinct 1-Dem (Final)

Under Votes: 45

Over Votes: 0

Connie Glave	38	100.00%
--------------	----	---------

Total...	38	100.00%
----------	----	---------

Midland County 911 Dispatch (Final)

Under Votes: 15

Over Votes: 0

YES	108	71.05%
-----	-----	--------

NO	44	28.95%
----	----	--------

Total...	152	100.00%
----------	-----	---------

Midland County Mosquito Abatement (Final)

Under Votes: 13

Over Votes: 0

YES	139	90.26%
-----	-----	--------

NO	15	9.74%
----	----	-------

Total...	154	100.00%
----------	-----	---------

Bullock Creek BC Bonding Proposal (Final)

Under Votes: 2

Over Votes: 0

YES	30	63.83%
-----	----	--------

NO	17	36.17%
----	----	--------

Total...	47	100.00%
----------	----	---------

Midland_August2016_E

August 2, 2016

Precinct Report

MI County

Porter Township Precinct 1

Porter Township Precinct 1

Registration & Turnout				956	REP - County Commissioner District 3				(Final)
Election Day MPR Turnout	180	18.83%			Under Votes: 55				
Manual Entry Election Day Turnout	0	0.00%			Over Votes: 0				
County Clerk Turnout	0	0.00%			Robert Steven Glaser				96 100.00%
AV Voting Locations Turnout	0	0.00%			Total...				96 100.00%
Total...	180	18.83%			REP - Porter Township Supervisor				(Final)
REP - US Rep in Congress 4th District				(Final)	Under Votes: 0				
Under Votes: 41					Over Votes: 0				
Over Votes: 0					Thomas Corbat				113 75.33%
John Moolenaar				110 100.00%	Mark Staley				37 24.67%
Total...				110 100.00%	Total...				150 100.00%
REP - 99th State Representative District				(Final)	REP - Porter Township Clerk				(Final)
Under Votes: 31					Under Votes: 23				
Over Votes: 0					Over Votes: 0				
Roger Hauck				70 58.33%	Marianne L. Corbat				128 100.00%
Robin Stressman				50 41.67%	Total...				128 100.00%
Total...				120 100.00%	REP - Porter Township Treasurer				(Final)
REP - Prosecuting Attorney				(Final)	Under Votes: 35				
Under Votes: 51					Over Votes: 0				
Over Votes: 0					John A. Girvin				116 100.00%
J. Dee Brooks				100 100.00%	Total...				116 100.00%
Total...				100 100.00%	REP - Porter Township Trustee				(Final)
REP - Sheriff				(Final)	Under Votes: 125				
Under Votes: 50					Over Votes: 0				
Over Votes: 0					Laura E. Chase				111 62.71%
Scott Stephenson				101 100.00%	Duane Wayer				66 37.29%
Total...				101 100.00%	Total...				177 100.00%
REP - County Treasurer				(Final)	REP - Porter Township Delegate Township Precinct 1-Rep				(Final)
Under Votes: 53					Under Votes: 86				
Over Votes: 0					Over Votes: 0				
Catherine L. Lunsford				98 100.00%	Richard Corbat				115 53.24%
Total...				98 100.00%	Yvonne Corbat				101 46.76%
REP - Register of Deeds				(Final)	Total...				216 100.00%
Under Votes: 50					DEM - 99th State Representative District				(Final)
Over Votes: 0					Under Votes: 4				
Julie K. Atkinson				101 100.00%	Over Votes: 0				
Total...				101 100.00%	Bryan Mielke				23 100.00%
REP - Drain Commissioner				(Final)	Total...				23 100.00%
Under Votes: 51					DEM - County Clerk				(Final)
Over Votes: 0					Under Votes: 5				
Douglas Enos				100 100.00%	Over Votes: 0				
Total...				100 100.00%	Ann Manary				22 100.00%
					Total...				22 100.00%

Midland_August2016_E

August 2, 2016

Precinct Report

MI County

Porter Township Precinct 1

DEM - Porter Township Trustee (Final)

Under Votes: 31

Over Votes: 0

Donald Anger	21	100.00%
Total...	21	100.00%

Midland County 911 Dispatch (Final)

Under Votes: 34

Over Votes: 0

YES	92	63.01%
NO	54	36.99%
Total...	146	100.00%

Midland County Mosquito Abatement (Final)

Under Votes: 33

Over Votes: 0

YES	127	86.39%
NO	20	13.61%
Total...	147	100.00%

Bullock Creek BC Bonding Proposal (Final)

Under Votes: 0

Over Votes: 0

YES	3	100.00%
NO	0	0.00%
Total...	3	0.00%

Midland_August2016_E

August 2, 2016

Precinct Report

MI County

Warren Township Precinct 1

Registration & Turnout	1,594		
Election Day MPR Turnout	250	15.68%	
Manual Entry Election Day Turnout	0	0.00%	
County Clerk Turnout	0	0.00%	
AV Voting Locations Turnout	0	0.00%	
Total...	250	15.68%	

REP - US Rep in Congress 4th District (Final)

Under Votes: 52			
Over Votes: 0			
John Moolenaar	146	100.00%	
Total...	146	100.00%	

REP - 99th State Representative District (Final)

Under Votes: 40			
Over Votes: 0			
Roger Hauck	111	69.81%	
Robin Stressman	48	30.19%	
Total...	159	100.00%	

REP - Prosecuting Attorney (Final)

Under Votes: 76			
Over Votes: 0			
J. Dee Brooks	123	100.00%	
Total...	123	100.00%	

REP - Sheriff (Final)

Under Votes: 66			
Over Votes: 0			
Scott Stephenson	132	100.00%	
Total...	132	100.00%	

REP - County Treasurer (Final)

Under Votes: 78			
Over Votes: 0			
Catherine L. Lunsford	121	100.00%	
Total...	121	100.00%	

REP - Register of Deeds (Final)

Under Votes: 76			
Over Votes: 0			
Julie K. Atkinson	123	100.00%	
Total...	123	100.00%	

REP - Drain Commissioner (Final)

Under Votes: 78			
Over Votes: 0			
Douglas Enos	121	100.00%	
Total...	121	100.00%	

Warren Township Precinct 1

REP - County Commissioner District 1 (Final)

Under Votes: 47			
Over Votes: 0			
Alan Kloha	69	45.39%	
Jeanette M. Snyder	83	54.61%	
Total...	152	100.00%	

REP - Warren Township Supervisor (Final)

Under Votes: 5			
Over Votes: 0			
James Michael Acker	87	45.08%	
Bruce Merl Clark	106	54.92%	
Total...	193	100.00%	

REP - Warren Township Clerk (Final)

Under Votes: 46			
Over Votes: 0			
Linda Sue Anthony	153	100.00%	
Total...	153	100.00%	

REP - Warren Township Treasurer (Final)

Under Votes: 52			
Over Votes: 1			
Janice L. Ranck	146	100.00%	
Total...	146	100.00%	

REP - Warren Township Trustee (Final)

Under Votes: 160			
Over Votes: 0			
Dawn M. Clark	122	51.26%	
Dawn Forsberg	116	48.74%	
Total...	238	100.00%	

REP - Warren Township Delegate Precinct 1-Rep (Final)

Under Votes: 342			
Over Votes: 0			
Ginny Tigner	119	46.85%	
Jack Tigner	135	53.15%	
Total...	254	100.00%	

DEM - 99th State Representative District (Final)

Under Votes: 0			
Over Votes: 0			
Bryan Mielke	41	100.00%	
Total...	41	100.00%	

DEM - County Clerk (Final)

Under Votes: 6			
Over Votes: 0			
Ann Manary	35	100.00%	
Total...	35	100.00%	

Midland_August2016_E

August 2, 2016

Precinct Report

MI County

Warren Township Precinct 1

DEM - County Commissioner District 1 (Final)

Under Votes: 3

Over Votes: 0

Connie Methner	22	57.89%
Heather McLaughlin	16	42.11%
Total...	38	100.00%

DEM - Warren Township Delegate Precinct 1-Dem (Final)

Under Votes: 44

Over Votes: 0

Richard A. McNerney	38	100.00%
Total...	38	100.00%

Midland County 911 Dispatch (Final)

Under Votes: 28

Over Votes: 0

YES	147	66.22%
NO	75	33.78%
Total...	222	100.00%

Midland County Mosquito Abatement (Final)

Under Votes: 28

Over Votes: 0

YES	182	81.98%
NO	40	18.02%
Total...	222	100.00%

Primary Election
Tuesday, August 2, 2016
Missaukee County, Michigan
Official Results

	COUNTY										CITY		Township									
	Commissioner										Lake City		Aetna					Bloomfield				
	Republican										Delegate		Dem	Super Republican	Clerk	Treasurer	Trustee	Super Republican	Clerk	Treasurer	Trustee	
Twp/City	Bridson	Vanderwal	Niebrzdowski	Ouwinga	Smallegan	Hughston	Zuiderveen	Beaver	Cox	Parker	Dick	Brown	Jenema	Huftenga	School	Potter	Park	P. Powell	Bridson	D. Powell	Stauffer	
Aetna							74				77	74	75	65	62							
Bloomfield		66														72	71	75	56	25	44	
Butterfield							68															
Caldwell	148																					
Clam Union							199															
Enterprise		33																				
Forest			122																			
Holland							34															
Lake	54			389																		
Norwich		71																				
Pioneer		31																				
Reeder						153																
Richland					255																	
Riverside						197																
West Branch		57																				
Lake City			132					63	115	32												
McBain					122																	
Totals	202	258	254	389	377	350	375	63	115	32	77	74	75	65	62	72	71	75	56	25	44	

Primary Election
Tuesday, August 6, 2016
Missaukee County, Michigan
Official Results

	Butterfield										Caldwell				Clam Union					
	Supervisor Republican		Clerk	Treasurer	Trustee		Delegate		Supervisor Republican		Clerk	Treasurer	Trustee		Supervisor Republican	Clerk	Treasurer	Trustee	Delegate	
	Gladu	Rockey	Myers	Creger	Brimmer	Chrispell	Hose	Nettle	Lutke	Sloat	Lutke	Brown	Haver	VanHaitsma	Ebels	Lutke	Brinks	Jenema	R. McLaughlin	S. McLaughlin
Twp/City																				
Aetna																				
Bloomfield																				
Butterfield	34	45	64	63	65	34	43	70												
Caldwell									149	161	148	120	127							
Clam Union														195	204	206	178	175	127	152
Enterprise																				
Forest																				
Holland																				
Lake																				
Norwich																				
Pioneer																				
Reeder																				
Richland																				
Riverside																				
West Branch																				
Lake City																				
McBain																				
Totals	34	45	64	63	65	34	43	70	149	161	148	120	127	195	204	206	178	175	127	152

	TOWNSHIP																		
	Enterprise								Forest										
	Supervisor Republican	Clerk	Treasurer	Trustee	Supervisor Republican	Clerk	Treasurer Dem	Trustee Republican	Constable	Delegate Republican	Supervisor Republican	Clerk	Treasurer Dem	Trustee Republican	Hamlet	Moore			
	S. Howey	Pope	Baumgardner	W. Howey	Londak	Molitor	Phillips	Jones	McGee	Moore	Wetzel	Jones	Dem	Hamlet	Moore	VandenBoss	Hunter	Johnson	Wallington
Twp/City																			
Aetna																			
Bloomfield																			
Butterfield																			
Caldwell																			
Clam Union																			
Enterprise	41	40	40	38	35														
Forest						133	128	21	107	88	119	30		89	92				
Holland																36	34	30	28
Lake																			
Norwich																			
Pioneer																			
Reeder																			
Richland																			
Riverside																			
West Branch																			
Lake City																			
McBain																			
Totals	41	40	40	38	35	133	128	21	107	88	119	30		89	92	36	34	30	28

Primary Election
Tuesday, August 2, 2016
Missaukee County, Michigan
Official Results

TOWNSHIP																	
Lake										Norwich							
Supervisor	Clerk	Treasurer	Trustee	Delegate	Super	Clerk	Treasure	Trustee	Super	Clerk	Treas	Trustee	Pioneer				
Republican					Dem	Republican		Democratic	Dem	Republican			Chaffee	Wickstrom	Del Write-In	Trustee Partial Term	
Hall	Michalak	Winkelmann	Ouwinga	Bradley	Wolford	Rendon	P. Blair	Whipple	Jones	R. Blair	Lehr	Renner	Emond	Crane	Renner	Grim	Wickstrom
Aetna																	
Bloomfield																	
Butterfield																	
Caldwell																	
Clam Union																	
Enterprise																	
Forest																	
Holland																	
Lake	279	219	450	458	380	261	417										
Norwich								77	74	20	16						
Pioneer							23										
Reeder												26	39	38	1	27	34
Richland																	
Riverside																	
West Branch																	
Lake City																	
McBain																	
Totals	279	219	450	458	380	261	417	77	74	20	16	26	39	38	1	27	34

Primary Election
Tuesday, August 2, 2016
Missaukee County, Michigan
Official Results

TOWNSHIP																	
Reeder						Richland				Riverside							
Supervisor Republican	Clerk	Treasurer	Trustee	Delegate Dem	Super Republican	Treas	Trustee	Del	Super Republican	Clerk	Treas	Trustee	Delegate				
D. Gallop	Baldwin	E. Gallop	Bierens	Marcus	Ives	Buning	Kars	Bentham	Schierbeek	Meyering	D. Rozeveld	Geeseman	Henrickson	Heuker	G. Rozeveld	Flore	
Aetna																	
Bloomfield																	
Butterfield																	
Caldwell																	
Clam Union																	
Enterprise																	
Forest																	
Holland																	
Lake																	
Norwich																	
Pioneer																	
Reeder	168	165	168	123	130	27	250	251	218	232	246	198	196	199	163	175	173
Richland																	
Riverside																	
West Branch																	
Lake City																	
McBain																	
Totals	168	165	168	123	130	27	250	251	218	232	246	198	196	199	163	175	173

Primary Election
Tuesday, August 5, 2014
Missaukee County, Michigan
Official Results

	TOWNSHIP										PROPOSALS																
	West Branch					Missaukee County					Township																
	Super Republican	Clerk	Treas Dem	Trustee Rep	Dem	Ambulance/911		Public Safety		Pub Transport		Aetna Road		Bloomfield Road		Butterfield Road		Butterfield Fire		Clam Union Road		Forest Road		Norwich Fire		Reeder Fire	
Twp/City	Wagner	Travelbee	Loney	McDaniel	Wilton	Yes	No	Yes	No	Yes	No	Yes	No	Yes	No	Yes	No	Yes	No	Yes	No	Yes	No	Yes	No	Yes	No
Aetna						75	18	59	33	34	59	65	21														
Bloomfield						72	17	53	34	40	45			62	24												
Butterfield						73	19	51	41	33	59					58	35	71	21								
Caldwell						163	33	127	70	84	116																
Clam Union						170	38	140	66	76	131										159	41					
Enterprise						38	5	33	10	14	30																
Forest						114	52	93	73	65	97												117	52			
Holland						33	16	29	20	15	34																
Lake						504	116	421	194	275	336																
Norwich						80	35	66	46	48	66														85	33	
Pioneer						42	36	28	50	27	51																
Reeder						174	53	128	98	78	150																
Richland						236	47	206	76	109	170																
Riverside						160	32	136	56	68	122																
W Branch	56	56	14	49	15	63	18	41	38	34	46																162 66
Lake City						168	30	139	57	120	75																
McBain						124	17	113	27	83	56																
Totals	56	56	14	49	15	2289	582	1863	989	1203	1643	65	21	62	24	58	35	71	21		159	41	117	52	85	33	162 66

Primary Election

Tuesday, August 2, 2016

Missaukee County, Michigan

Official Results

		PROPOSALS					
		Township		Local School Districts			
		Riverside		Lake City	McBain		
		Road		Operating	Operating		
Twp/ City		Yes	No	Yes	No	Yes	No
Aetna				7	9	32	24
Bloomfield				17	13		
Butterfield				4	13		
Caldwell				105	46		
Clam Union						117	84
Enterprise				-	-		
Forest				96	73		
Holland						14	11
Lake				327	213	22	18
Norwich				49	66		
Pioneer				26	45		
Reeder				83	92	28	26
Richland						171	105
Riverside	144	56				132	65
W Branch				31	37		
Lake City				118	62		
McBain						96	37
Wexford County							
Clam Lake Twp						1	1
Osceola County							
Highland Twp						69	24
Marion Twp						2	-
Clare County							
Winterfield Twp						1	2
Totals	144	56		863	669	685	397

Statement of Votes Cast
Monroe County, MI
2016 Primary Election
SOVC For Jurisdiction Wide, All Counters, All Races
Official Results

Date:08/05/16
Time:16:13:55
Page:1 of 1417

	TURN OUT		
	Reg. Voters	Cards Cast	% Turnout
Jurisdiction Wide			
City of Luna Pier, Precinct 1			
Polling	1094	237	21.66%
AVCB (if used)	1094	0	0.00%
Total	1094	237	21.66%
City of Milan, Precinct 1			
Polling	1520	143	9.41%
AVCB (if used)	1520	0	0.00%
Total	1520	143	9.41%
City of Monroe, Precinct 1			
Polling	2640	209	7.92%
AVCB (if used)	2640	122	4.62%
Total	2640	331	12.54%
City of Monroe, Precinct 2			
Polling	2463	213	8.65%
AVCB (if used)	2463	81	3.29%
Total	2463	294	11.94%
City of Monroe, Precinct 3N			
Polling	1229	113	9.19%
AVCB (if used)	1229	39	3.17%
Total	1229	152	12.37%
City of Monroe, Precinct 3S			
Polling	1466	63	4.30%
AVCB (if used)	1466	38	2.59%
Total	1466	101	6.89%
City of Monroe, Precinct 4			
Polling	2705	366	13.53%
AVCB (if used)	2705	216	7.99%
Total	2705	582	21.52%
City of Monroe, Precinct 5			
Polling	2839	327	11.52%
AVCB (if used)	2839	410	14.44%
Total	2839	737	25.96%
City of Monroe, Precinct 6			
Polling	2414	306	12.68%
AVCB (if used)	2414	181	7.50%
Total	2414	487	20.17%
City of Petersburg, Precinct 1			
Polling	827	76	9.19%
AVCB (if used)	827	0	0.00%
Total	827	76	9.19%
Ash Township, Precinct 1			
Polling	2214	113	5.10%
AVCB (if used)	2214	158	7.14%
Total	2214	271	12.24%
Ash Township, Precinct 2			
Polling	2083	95	4.56%
AVCB (if used)	2083	228	10.95%
Total	2083	323	15.51%
Ash Township, Precinct 3			
Polling	1802	127	7.05%
AVCB (if used)	1802	144	7.99%
Total	1802	271	15.04%
Bedford Township, Precinct 1			
Polling	1131	234	20.69%
AVCB (if used)	1131	0	0.00%
Total	1131	234	20.69%
Bedford Township, Precinct 2			
Polling	1817	413	22.73%
AVCB (if used)	1817	0	0.00%

COUNTS REPORTED
08/05/2016 16:13:55
PAGE 1 OF 1417

Statement of Votes Cast
Monroe County, MI
2016 Primary Election
SOVC For Jurisdiction Wide, All Counters, All Races
Official Results

Date:08/05/16
Time:16:13:55
Page:2 of 1417

	TURN OUT		
	Reg. Voters	Cards Cast	% Turnout
Total	1817	413	22.73%
Bedford Township, Precinct 3			
Polling	1669	358	21.45%
AVCB (if used)	1669	0	0.00%
Total	1669	358	21.45%
Bedford Township, Precinct 4			
Polling	2191	539	24.60%
AVCB (if used)	2191	0	0.00%
Total	2191	539	24.60%
Bedford Township, Precinct 5			
Polling	2005	497	24.79%
AVCB (if used)	2005	0	0.00%
Total	2005	497	24.79%
Bedford Township, Precinct 6			
Polling	2177	595	27.33%
AVCB (if used)	2177	0	0.00%
Total	2177	595	27.33%
Bedford Township, Precinct 7			
Polling	1812	493	27.21%
AVCB (if used)	1812	0	0.00%
Total	1812	493	27.21%
Bedford Township, Precinct 8			
Polling	1947	594	30.51%
AVCB (if used)	1947	0	0.00%
Total	1947	594	30.51%
Bedford Township, Precinct 9			
Polling	1221	386	31.61%
AVCB (if used)	1221	0	0.00%
Total	1221	386	31.61%
Bedford Township, Precinct 10			
Polling	1295	327	25.25%
AVCB (if used)	1295	0	0.00%
Total	1295	327	25.25%
Bedford Township, Precinct 11			
Polling	2319	572	24.67%
AVCB (if used)	2319	0	0.00%
Total	2319	572	24.67%
Bedford Township, Precinct 12			
Polling	1517	355	23.40%
AVCB (if used)	1517	0	0.00%
Total	1517	355	23.40%
Bedford Township, Precinct 13			
Polling	1796	459	25.56%
AVCB (if used)	1796	0	0.00%
Total	1796	459	25.56%
Bedford Township, Precinct 14			
Polling	1953	264	13.52%
AVCB (if used)	1953	0	0.00%
Total	1953	264	13.52%
Berlin Charter Township, Precinct 1			
Polling	1744	83	4.76%
AVCB (if used)	1744	62	3.56%
Total	1744	145	8.31%
Berlin Charter Township, Precinct 2			
Polling	2555	135	5.28%
AVCB (if used)	2555	175	6.85%
Total	2555	310	12.13%
Berlin Charter Township, Precinct 3			
Polling	1202	150	12.48%
AVCB (if used)	1202	137	11.40%

Statement of Votes Cast
Monroe County, MI
2016 Primary Election
SOVC For Jurisdiction Wide, All Counters, All Races
Official Results

Date:08/05/16
Time:16:13:55
Page:3 of 1417

	TURN OUT		
	Reg. Voters	Cards Cast	% Turnout
Total	1202	287	23.88%
Berlin Charter Township, Precinct 4			
Polling	1861	178	9.56%
AVCB (if used)	1861	124	6.66%
Total	1861	302	16.23%
Dundee Township, Precinct 1			
Polling	1995	229	11.48%
AVCB (if used)	1995	0	0.00%
Total	1995	229	11.48%
Dundee Township, Precinct 2			
Polling	2240	262	11.70%
AVCB (if used)	2240	0	0.00%
Total	2240	262	11.70%
Dundee Township, Precinct 3			
Polling	1353	180	13.30%
AVCB (if used)	1353	0	0.00%
Total	1353	180	13.30%
Erie Township, Precinct 1			
Polling	1791	187	10.44%
AVCB (if used)	1791	192	10.72%
Total	1791	379	21.16%
Erie Township, Precinct 2			
Polling	1549	93	6.00%
AVCB (if used)	1549	114	7.36%
Total	1549	207	13.36%
Exeter Township, Precinct 1			
Polling	1319	215	16.30%
AVCB (if used)	1319	0	0.00%
Total	1319	215	16.30%
Exeter Township, Precinct 2			
Polling	1647	221	13.42%
AVCB (if used)	1647	0	0.00%
Total	1647	221	13.42%
Frenchtown Charter Township, Precinct 1			
Polling	1039	48	4.62%
AVCB (if used)	1039	89	8.57%
Total	1039	137	13.19%
Frenchtown Charter Township, Precinct 2			
Polling	1276	139	10.89%
AVCB (if used)	1276	83	6.50%
Total	1276	222	17.40%
Frenchtown Charter Township, Precinct 3			
Polling	1324	138	10.42%
AVCB (if used)	1324	109	8.23%
Total	1324	247	18.66%
Frenchtown Charter Township, Precinct 4			
Polling	1898	159	8.38%
AVCB (if used)	1898	203	10.70%
Total	1898	362	19.07%
Frenchtown Charter Township, Precinct 5			
Polling	1966	62	3.15%
AVCB (if used)	1966	97	4.93%
Total	1966	159	8.09%
Frenchtown Charter Township, Precinct 6			
Polling	1971	182	9.23%
AVCB (if used)	1971	153	7.76%
Total	1971	335	17.00%
Frenchtown Charter Township, Precinct 7			
Polling	2943	230	7.82%
AVCB (if used)	2943	362	12.30%

Statement of Votes Cast
Monroe County, MI
2016 Primary Election
SOVC For Jurisdiction Wide, All Counters, All Races
Official Results

Date:08/05/16
Time:16:13:55
Page:4 of 1417

	TURN OUT		
	Reg. Voters	Cards Cast	% Turnout
Total	2943	592	20.12%
Frenchtown Charter Township, Precinct 8			
Polling	1572	132	8.40%
AVCB (if used)	1572	121	7.70%
Total	1572	253	16.09%
Frenchtown Charter Township, Precinct 9			
Polling	1018	43	4.22%
AVCB (if used)	1018	57	5.60%
Total	1018	100	9.82%
Ida Township, Precinct 1			
Polling	2054	281	13.68%
AVCB (if used)	2054	0	0.00%
Total	2054	281	13.68%
Ida Township, Precinct 2			
Polling	1824	368	20.18%
AVCB (if used)	1824	0	0.00%
Total	1824	368	20.18%
LaSalle Township, Precinct 1			
Polling	1730	183	10.58%
AVCB (if used)	1730	150	8.67%
Total	1730	333	19.25%
LaSalle Township, Precinct 2			
Polling	2082	198	9.51%
AVCB (if used)	2082	175	8.41%
Total	2082	373	17.92%
London Township, Precinct 1			
Polling	2359	391	16.57%
AVCB (if used)	2359	0	0.00%
Total	2359	391	16.57%
Milan Township, Precinct 1			
Polling	1362	207	15.20%
AVCB (if used)	1362	0	0.00%
Total	1362	207	15.20%
Monroe Charter Township, Precinct 1			
Polling	1369	103	7.52%
AVCB (if used)	1369	126	9.20%
Total	1369	229	16.73%
Monroe Charter Township, Precinct 2			
Polling	1422	49	3.45%
AVCB (if used)	1422	54	3.80%
Total	1422	103	7.24%
Monroe Charter Township, Precinct 3			
Polling	1054	135	12.81%
AVCB (if used)	1054	86	8.16%
Total	1054	221	20.97%
Monroe Charter Township, Precinct 4			
Polling	2178	138	6.34%
AVCB (if used)	2178	130	5.97%
Total	2178	268	12.30%
Monroe Charter Township, Precinct 5			
Polling	2364	177	7.49%
AVCB (if used)	2364	216	9.14%
Total	2364	393	16.62%
Monroe Charter Township, Precinct 6			
Polling	1650	151	9.15%
AVCB (if used)	1650	125	7.58%
Total	1650	276	16.73%
Raisinville Township, Precinct 1			
Polling	2188	128	5.85%
AVCB (if used)	2188	319	14.58%

Statement of Votes Cast

Monroe County, MI

2016 Primary Election

SOVC For Jurisdiction Wide, All Counters, All Races

Official Results

Date:08/05/16

Time:16:13:55

Page:5 of 1417

	TURN OUT		
	Reg. Voters	Cards Cast	% Turnout
Total	2188	447	20.43%
Raisinville Township, Precinct 2			
Polling	2515	170	6.76%
AVCB (if used)	2515	229	9.11%
Total	2515	399	15.86%
Summerfield Township, Precinct 1			
Polling	2465	228	9.25%
AVCB (if used)	2465	0	0.00%
Total	2465	228	9.25%
Whiteford Township, Precinct 1			
Polling	2092	243	11.62%
AVCB (if used)	2092	0	0.00%
Total	2092	243	11.62%
Whiteford Township, Precinct 2			
Polling	1687	185	10.97%
AVCB (if used)	1687	0	0.00%
Total	1687	185	10.97%
Total			
Polling	116804	14875	12.74%
AVCB (if used)	116804	5305	4.54%
Total	116804	20180	17.28%

Statement of Votes Cast
Monroe County, MI
2016 Primary Election
SOVC For Jurisdiction Wide, All Counters, All Races
Official Results

Date: 08/05/16
Time: 16:13:55
Page: 6 of 1417

	REP D7 Congress							
	Reg. Voters	Times Counted	Total Votes	Doug North (REP)		Tim Walberg (REP)		Write-In Votes
Jurisdiction Wide								
City of Luna Pier, Precinct 1								
Polling	1094	237	64	16	25.00%	48	75.00%	0 0.00%
AVCB (if used)	1094	0	0	0	-	0	-	0 -
Total	1094	237	64	16	25.00%	48	75.00%	0 0.00%
City of Milan, Precinct 1								
Polling	1520	143	62	15	24.19%	47	75.81%	0 0.00%
AVCB (if used)	1520	0	0	0	-	0	-	0 -
Total	1520	143	62	15	24.19%	47	75.81%	0 0.00%
City of Monroe, Precinct 1								
Polling	2640	209	75	13	17.33%	62	82.67%	0 0.00%
AVCB (if used)	2640	122	42	7	16.67%	35	83.33%	0 0.00%
Total	2640	331	117	20	17.09%	97	82.91%	0 0.00%
City of Monroe, Precinct 2								
Polling	2463	213	86	13	15.12%	73	84.88%	0 0.00%
AVCB (if used)	2463	81	26	5	19.23%	21	80.77%	0 0.00%
Total	2463	294	112	18	16.07%	94	83.93%	0 0.00%
City of Monroe, Precinct 3N								
Polling	1229	113	46	12	26.09%	33	71.74%	1 2.17%
AVCB (if used)	1229	39	8	3	37.50%	5	62.50%	0 0.00%
Total	1229	152	54	15	27.78%	38	70.37%	1 1.85%
City of Monroe, Precinct 3S								
Polling	1466	63	12	0	0.00%	11	91.67%	1 8.33%
AVCB (if used)	1466	38	12	4	33.33%	8	66.67%	0 0.00%
Total	1466	101	24	4	16.67%	19	79.17%	1 4.17%
City of Monroe, Precinct 4								
Polling	2705	366	148	19	12.84%	128	86.49%	1 0.68%
AVCB (if used)	2705	216	71	9	12.68%	62	87.32%	0 0.00%
Total	2705	582	219	28	12.79%	190	86.76%	1 0.46%
City of Monroe, Precinct 5								
Polling	2839	327	131	16	12.21%	115	87.79%	0 0.00%
AVCB (if used)	2839	410	107	15	14.02%	92	85.98%	0 0.00%
Total	2839	737	238	31	13.03%	207	86.97%	0 0.00%
City of Monroe, Precinct 6								
Polling	2414	306	114	24	21.05%	89	78.07%	1 0.88%
AVCB (if used)	2414	181	53	10	18.87%	43	81.13%	0 0.00%
Total	2414	487	167	34	20.36%	132	79.04%	1 0.60%
City of Petersburg, Precinct 1								
Polling	827	76	26	2	7.69%	24	92.31%	0 0.00%
AVCB (if used)	827	0	0	0	-	0	-	0 -
Total	827	76	26	2	7.69%	24	92.31%	0 0.00%
Ash Township, Precinct 1								
Polling	2214	113	45	7	15.56%	38	84.44%	0 0.00%
AVCB (if used)	2214	158	32	7	21.88%	25	78.13%	0 0.00%
Total	2214	271	77	14	18.18%	63	81.82%	0 0.00%
Ash Township, Precinct 2								
Polling	2083	95	42	10	23.81%	32	76.19%	0 0.00%
AVCB (if used)	2083	228	77	13	16.88%	64	83.12%	0 0.00%
Total	2083	323	119	23	19.33%	96	80.67%	0 0.00%
Ash Township, Precinct 3								
Polling	1802	127	36	9	25.00%	26	72.22%	1 2.78%
AVCB (if used)	1802	144	37	10	27.03%	27	72.97%	0 0.00%
Total	1802	271	73	19	26.03%	53	72.60%	1 1.37%
Bedford Township, Precinct 1								
Polling	1131	234	141	38	26.95%	103	73.05%	0 0.00%
AVCB (if used)	1131	0	0	0	-	0	-	0 -
Total	1131	234	141	38	26.95%	103	73.05%	0 0.00%
Bedford Township, Precinct 2								
Polling	1817	413	258	52	20.16%	206	79.84%	0 0.00%
AVCB (if used)	1817	0	0	0	-	0	-	0 -

Statement of Votes Cast
Monroe County, MI
2016 Primary Election
SOVC For Jurisdiction Wide, All Counters, All Races
Official Results

Date:08/05/16
Time:16:13:55
Page:7 of 1417

	REP D7 Congress							
	Reg. Voters	Times Counted	Total Votes	Doug North (REP)		Tim Walberg (REP)		Write-In Votes
Total	1817	413	258	52	20.16%	206	79.84%	0 0.00%
Bedford Township, Precinct 3								
Polling	1669	358	206	59	28.64%	146	70.87%	1 0.49%
AVCB (if used)	1669	0	0	0	-	0	-	0 -
Total	1669	358	206	59	28.64%	146	70.87%	1 0.49%
Bedford Township, Precinct 4								
Polling	2191	539	310	75	24.19%	235	75.81%	0 0.00%
AVCB (if used)	2191	0	0	0	-	0	-	0 -
Total	2191	539	310	75	24.19%	235	75.81%	0 0.00%
Bedford Township, Precinct 5								
Polling	2005	497	273	63	23.08%	210	76.92%	0 0.00%
AVCB (if used)	2005	0	0	0	-	0	-	0 -
Total	2005	497	273	63	23.08%	210	76.92%	0 0.00%
Bedford Township, Precinct 6								
Polling	2177	595	356	72	20.22%	281	78.93%	3 0.84%
AVCB (if used)	2177	0	0	0	-	0	-	0 -
Total	2177	595	356	72	20.22%	281	78.93%	3 0.84%
Bedford Township, Precinct 7								
Polling	1812	493	262	60	22.90%	202	77.10%	0 0.00%
AVCB (if used)	1812	0	0	0	-	0	-	0 -
Total	1812	493	262	60	22.90%	202	77.10%	0 0.00%
Bedford Township, Precinct 8								
Polling	1947	594	350	85	24.29%	265	75.71%	0 0.00%
AVCB (if used)	1947	0	0	0	-	0	-	0 -
Total	1947	594	350	85	24.29%	265	75.71%	0 0.00%
Bedford Township, Precinct 9								
Polling	1221	386	215	43	20.00%	172	80.00%	0 0.00%
AVCB (if used)	1221	0	0	0	-	0	-	0 -
Total	1221	386	215	43	20.00%	172	80.00%	0 0.00%
Bedford Township, Precinct 10								
Polling	1295	327	188	41	21.81%	146	77.66%	1 0.53%
AVCB (if used)	1295	0	0	0	-	0	-	0 -
Total	1295	327	188	41	21.81%	146	77.66%	1 0.53%
Bedford Township, Precinct 11								
Polling	2319	572	344	73	21.22%	271	78.78%	0 0.00%
AVCB (if used)	2319	0	0	0	-	0	-	0 -
Total	2319	572	344	73	21.22%	271	78.78%	0 0.00%
Bedford Township, Precinct 12								
Polling	1517	355	208	49	23.56%	157	75.48%	2 0.96%
AVCB (if used)	1517	0	0	0	-	0	-	0 -
Total	1517	355	208	49	23.56%	157	75.48%	2 0.96%
Bedford Township, Precinct 13								
Polling	1796	459	267	53	19.85%	213	79.78%	1 0.37%
AVCB (if used)	1796	0	0	0	-	0	-	0 -
Total	1796	459	267	53	19.85%	213	79.78%	1 0.37%
Bedford Township, Precinct 14								
Polling	1953	264	116	29	25.00%	87	75.00%	0 0.00%
AVCB (if used)	1953	0	0	0	-	0	-	0 -
Total	1953	264	116	29	25.00%	87	75.00%	0 0.00%
Berlin Charter Township, Precinct 1								
Polling	1744	83	21	4	19.05%	17	80.95%	0 0.00%
AVCB (if used)	1744	62	10	2	20.00%	8	80.00%	0 0.00%
Total	1744	145	31	6	19.35%	25	80.65%	0 0.00%
Berlin Charter Township, Precinct 2								
Polling	2555	135	50	9	18.00%	41	82.00%	0 0.00%
AVCB (if used)	2555	175	51	11	21.57%	40	78.43%	0 0.00%
Total	2555	310	101	20	19.80%	81	80.20%	0 0.00%
Berlin Charter Township, Precinct 3								
Polling	1202	150	45	17	37.78%	28	62.22%	0 0.00%
AVCB (if used)	1202	137	32	6	18.75%	26	81.25%	0 0.00%

Statement of Votes Cast
Monroe County, MI
2016 Primary Election
SOVC For Jurisdiction Wide, All Counters, All Races
Official Results

Date:08/05/16
Time:16:13:55
Page:8 of 1417

	REP D7 Congress								
	Reg. Voters	Times Counted	Total Votes	Doug North (REP)		Tim Walberg (REP)		Write-In Votes	
Total	1202	287	77	23	29.87%	54	70.13%	0	0.00%
Berlin Charter Township, Precinct 4									
Polling	1861	178	67	21	31.34%	46	68.66%	0	0.00%
AVCB (if used)	1861	124	36	11	30.56%	25	69.44%	0	0.00%
Total	1861	302	103	32	31.07%	71	68.93%	0	0.00%
Dundee Township, Precinct 1									
Polling	1995	229	95	16	16.84%	79	83.16%	0	0.00%
AVCB (if used)	1995	0	0	0	-	0	-	0	-
Total	1995	229	95	16	16.84%	79	83.16%	0	0.00%
Dundee Township, Precinct 2									
Polling	2240	262	125	25	20.00%	99	79.20%	1	0.80%
AVCB (if used)	2240	0	0	0	-	0	-	0	-
Total	2240	262	125	25	20.00%	99	79.20%	1	0.80%
Dundee Township, Precinct 3									
Polling	1353	180	97	11	11.34%	86	88.66%	0	0.00%
AVCB (if used)	1353	0	0	0	-	0	-	0	-
Total	1353	180	97	11	11.34%	86	88.66%	0	0.00%
Erie Township, Precinct 1									
Polling	1791	187	49	10	20.41%	39	79.59%	0	0.00%
AVCB (if used)	1791	192	32	0	0.00%	32	100.00%	0	0.00%
Total	1791	379	81	10	12.35%	71	87.65%	0	0.00%
Erie Township, Precinct 2									
Polling	1549	93	26	9	34.62%	17	65.38%	0	0.00%
AVCB (if used)	1549	114	27	3	11.11%	24	88.89%	0	0.00%
Total	1549	207	53	12	22.64%	41	77.36%	0	0.00%
Exeter Township, Precinct 1									
Polling	1319	215	77	17	22.08%	58	75.32%	2	2.60%
AVCB (if used)	1319	0	0	0	-	0	-	0	-
Total	1319	215	77	17	22.08%	58	75.32%	2	2.60%
Exeter Township, Precinct 2									
Polling	1647	221	65	9	13.85%	56	86.15%	0	0.00%
AVCB (if used)	1647	0	0	0	-	0	-	0	-
Total	1647	221	65	9	13.85%	56	86.15%	0	0.00%
Frenchtown Charter Township, Precinct 1									
Polling	1039	48	11	0	0.00%	11	100.00%	0	0.00%
AVCB (if used)	1039	89	19	7	36.84%	12	63.16%	0	0.00%
Total	1039	137	30	7	23.33%	23	76.67%	0	0.00%
Frenchtown Charter Township, Precinct 2									
Polling	1276	139	38	8	21.05%	30	78.95%	0	0.00%
AVCB (if used)	1276	83	10	2	20.00%	8	80.00%	0	0.00%
Total	1276	222	48	10	20.83%	38	79.17%	0	0.00%
Frenchtown Charter Township, Precinct 3									
Polling	1324	138	35	14	40.00%	21	60.00%	0	0.00%
AVCB (if used)	1324	109	23	4	17.39%	19	82.61%	0	0.00%
Total	1324	247	58	18	31.03%	40	68.97%	0	0.00%
Frenchtown Charter Township, Precinct 4									
Polling	1898	159	59	6	10.17%	53	89.83%	0	0.00%
AVCB (if used)	1898	203	53	4	7.55%	49	92.45%	0	0.00%
Total	1898	362	112	10	8.93%	102	91.07%	0	0.00%
Frenchtown Charter Township, Precinct 5									
Polling	1966	62	22	6	27.27%	16	72.73%	0	0.00%
AVCB (if used)	1966	97	23	4	17.39%	19	82.61%	0	0.00%
Total	1966	159	45	10	22.22%	35	77.78%	0	0.00%
Frenchtown Charter Township, Precinct 6									
Polling	1971	182	50	14	28.00%	36	72.00%	0	0.00%
AVCB (if used)	1971	153	22	5	22.73%	17	77.27%	0	0.00%
Total	1971	335	72	19	26.39%	53	73.61%	0	0.00%
Frenchtown Charter Township, Precinct 7									
Polling	2943	230	94	22	23.40%	72	76.60%	0	0.00%
AVCB (if used)	2943	362	92	23	25.00%	69	75.00%	0	0.00%

Statement of Votes Cast
Monroe County, MI
2016 Primary Election
SOVC For Jurisdiction Wide, All Counters, All Races
Official Results

Date:08/05/16
Time:16:13:55
Page:9 of 1417

	REP D7 Congress								
	Reg. Voters	Times Counted	Total Votes	Doug North (REP)		Tim Walberg (REP)		Write-In Votes	
Total	2943	592	186	45	24.19%	141	75.81%	0	0.00%
Frenchtown Charter Township, Precinct 8									
Polling	1572	132	40	11	27.50%	29	72.50%	0	0.00%
AVCB (if used)	1572	121	32	3	9.38%	29	90.63%	0	0.00%
Total	1572	253	72	14	19.44%	58	80.56%	0	0.00%
Frenchtown Charter Township, Precinct 9									
Polling	1018	43	7	0	0.00%	7	100.00%	0	0.00%
AVCB (if used)	1018	57	12	1	8.33%	11	91.67%	0	0.00%
Total	1018	100	19	1	5.26%	18	94.74%	0	0.00%
Ida Township, Precinct 1									
Polling	2054	281	130	15	11.54%	115	88.46%	0	0.00%
AVCB (if used)	2054	0	0	0	-	0	-	0	-
Total	2054	281	130	15	11.54%	115	88.46%	0	0.00%
Ida Township, Precinct 2									
Polling	1824	368	126	16	12.70%	110	87.30%	0	0.00%
AVCB (if used)	1824	0	0	0	-	0	-	0	-
Total	1824	368	126	16	12.70%	110	87.30%	0	0.00%
LaSalle Township, Precinct 1									
Polling	1730	183	85	10	11.76%	74	87.06%	1	1.18%
AVCB (if used)	1730	150	43	9	20.93%	34	79.07%	0	0.00%
Total	1730	333	128	19	14.84%	108	84.38%	1	0.78%
LaSalle Township, Precinct 2									
Polling	2082	198	95	27	28.42%	66	69.47%	2	2.11%
AVCB (if used)	2082	175	75	12	16.00%	63	84.00%	0	0.00%
Total	2082	373	170	39	22.94%	129	75.88%	2	1.18%
London Township, Precinct 1									
Polling	2359	391	115	28	24.35%	87	75.65%	0	0.00%
AVCB (if used)	2359	0	0	0	-	0	-	0	-
Total	2359	391	115	28	24.35%	87	75.65%	0	0.00%
Milan Township, Precinct 1									
Polling	1362	207	98	14	14.29%	84	85.71%	0	0.00%
AVCB (if used)	1362	0	0	0	-	0	-	0	-
Total	1362	207	98	14	14.29%	84	85.71%	0	0.00%
Monroe Charter Township, Precinct 1									
Polling	1369	103	31	8	25.81%	23	74.19%	0	0.00%
AVCB (if used)	1369	126	36	7	19.44%	29	80.56%	0	0.00%
Total	1369	229	67	15	22.39%	52	77.61%	0	0.00%
Monroe Charter Township, Precinct 2									
Polling	1422	49	21	2	9.52%	19	90.48%	0	0.00%
AVCB (if used)	1422	54	6	3	50.00%	3	50.00%	0	0.00%
Total	1422	103	27	5	18.52%	22	81.48%	0	0.00%
Monroe Charter Township, Precinct 3									
Polling	1054	135	57	15	26.32%	42	73.68%	0	0.00%
AVCB (if used)	1054	86	22	3	13.64%	19	86.36%	0	0.00%
Total	1054	221	79	18	22.78%	61	77.22%	0	0.00%
Monroe Charter Township, Precinct 4									
Polling	2178	138	64	5	7.81%	59	92.19%	0	0.00%
AVCB (if used)	2178	130	46	3	6.52%	42	91.30%	1	2.17%
Total	2178	268	110	8	7.27%	101	91.82%	1	0.91%
Monroe Charter Township, Precinct 5									
Polling	2364	177	58	14	24.14%	44	75.86%	0	0.00%
AVCB (if used)	2364	216	77	11	14.29%	66	85.71%	0	0.00%
Total	2364	393	135	25	18.52%	110	81.48%	0	0.00%
Monroe Charter Township, Precinct 6									
Polling	1650	151	62	18	29.03%	44	70.97%	0	0.00%
AVCB (if used)	1650	125	50	1	2.00%	49	98.00%	0	0.00%
Total	1650	276	112	19	16.96%	93	83.04%	0	0.00%
Raisinville Township, Precinct 1									
Polling	2188	128	69	14	20.29%	55	79.71%	0	0.00%
AVCB (if used)	2188	319	152	22	14.47%	130	85.53%	0	0.00%

Statement of Votes Cast
Monroe County, MI
2016 Primary Election
SOVC For Jurisdiction Wide, All Counters, All Races
Official Results

Date:08/05/16
Time:16:13:55
Page:10 of 1417

	REP D7 Congress								
	Reg. Voters	Times Counted	Total Votes	Doug North (REP)		Tim Walberg (REP)		Write-In Votes	
Total	2188	447	221	36	16.29%	185	83.71%	0	0.00%
Raisinville Township, Precinct 2									
Polling	2515	170	78	16	20.51%	62	79.49%	0	0.00%
AVCB (if used)	2515	229	83	16	19.28%	67	80.72%	0	0.00%
Total	2515	399	161	32	19.88%	129	80.12%	0	0.00%
Summerfield Township, Precinct 1									
Polling	2465	228	126	30	23.81%	96	76.19%	0	0.00%
AVCB (if used)	2465	0	0	0	-	0	-	0	-
Total	2465	228	126	30	23.81%	96	76.19%	0	0.00%
Whiteford Township, Precinct 1									
Polling	2092	243	123	16	13.01%	107	86.99%	0	0.00%
AVCB (if used)	2092	0	0	0	-	0	-	0	-
Total	2092	243	123	16	13.01%	107	86.99%	0	0.00%
Whiteford Township, Precinct 2									
Polling	1687	185	121	16	13.22%	104	85.95%	1	0.83%
AVCB (if used)	1687	0	0	0	-	0	-	0	-
Total	1687	185	121	16	13.22%	104	85.95%	1	0.83%
Total									
Polling	116804	14875	6913	1441	20.84%	5452	78.87%	20	0.29%
AVCB (if used)	116804	5305	1529	256	16.74%	1272	83.19%	1	0.07%
Total	116804	20180	8442	1697	20.10%	6724	79.65%	21	0.25%

Statement of Votes Cast
Monroe County, MI
2016 Primary Election
SOVC For Jurisdiction Wide, All Counters, All Races
Official Results

Date:08/05/16
Time:16:13:57
Page:736 of 1417

	DEM D7 Congress					
	Reg. Voters	Times Counted	Total Votes	Gretchen D. Driskell (DEM)	Write-In Votes	
Jurisdiction Wide						
City of Luna Pier, Precinct 1						
Polling	1094	237	121	121 100.00%	0	0.00%
AVCB (if used)	1094	0	0	0 -	0	-
Total	1094	237	121	121 100.00%	0	0.00%
City of Milan, Precinct 1						
Polling	1520	143	57	57 100.00%	0	0.00%
AVCB (if used)	1520	0	0	0 -	0	-
Total	1520	143	57	57 100.00%	0	0.00%
City of Monroe, Precinct 1						
Polling	2640	209	109	109 100.00%	0	0.00%
AVCB (if used)	2640	122	54	54 100.00%	0	0.00%
Total	2640	331	163	163 100.00%	0	0.00%
City of Monroe, Precinct 2						
Polling	2463	213	101	101 100.00%	0	0.00%
AVCB (if used)	2463	81	38	37 97.37%	1	2.63%
Total	2463	294	139	138 99.28%	1	0.72%
City of Monroe, Precinct 3N						
Polling	1229	113	50	49 98.00%	1	2.00%
AVCB (if used)	1229	39	22	22 100.00%	0	0.00%
Total	1229	152	72	71 98.61%	1	1.39%
City of Monroe, Precinct 3S						
Polling	1466	63	39	39 100.00%	0	0.00%
AVCB (if used)	1466	38	17	17 100.00%	0	0.00%
Total	1466	101	56	56 100.00%	0	0.00%
City of Monroe, Precinct 4						
Polling	2705	366	152	151 99.34%	1	0.66%
AVCB (if used)	2705	216	94	94 100.00%	0	0.00%
Total	2705	582	246	245 99.59%	1	0.41%
City of Monroe, Precinct 5						
Polling	2839	327	138	135 97.83%	3	2.17%
AVCB (if used)	2839	410	218	218 100.00%	0	0.00%
Total	2839	737	356	353 99.16%	3	0.84%
City of Monroe, Precinct 6						
Polling	2414	306	139	138 99.28%	1	0.72%
AVCB (if used)	2414	181	76	76 100.00%	0	0.00%
Total	2414	487	215	214 99.53%	1	0.47%
City of Petersburg, Precinct 1						
Polling	827	76	39	39 100.00%	0	0.00%
AVCB (if used)	827	0	0	0 -	0	-
Total	827	76	39	39 100.00%	0	0.00%
Ash Township, Precinct 1						
Polling	2214	113	51	51 100.00%	0	0.00%
AVCB (if used)	2214	158	70	69 98.57%	1	1.43%
Total	2214	271	121	120 99.17%	1	0.83%
Ash Township, Precinct 2						
Polling	2083	95	39	38 97.44%	1	2.56%
AVCB (if used)	2083	228	87	85 97.70%	2	2.30%
Total	2083	323	126	123 97.62%	3	2.38%
Ash Township, Precinct 3						
Polling	1802	127	55	55 100.00%	0	0.00%
AVCB (if used)	1802	144	67	67 100.00%	0	0.00%
Total	1802	271	122	122 100.00%	0	0.00%
Bedford Township, Precinct 1						
Polling	1131	234	54	54 100.00%	0	0.00%
AVCB (if used)	1131	0	0	0 -	0	-
Total	1131	234	54	54 100.00%	0	0.00%
Bedford Township, Precinct 2						
Polling	1817	413	85	85 100.00%	0	0.00%
AVCB (if used)	1817	0	0	0 -	0	-

Statement of Votes Cast
Monroe County, MI
2016 Primary Election
SOVC For Jurisdiction Wide, All Counters, All Races
Official Results

Date:08/05/16
Time:16:13:57
Page:737 of 1417

	DEM D7 Congress					
	Reg. Voters	Times Counted	Total Votes	Gretchen D. Driskell (DEM)	Write-In Votes	
Total	1817	413	85	85 100.00%	0	0.00%
Bedford Township, Precinct 3						
Polling	1669	358	77	77 100.00%	0	0.00%
AVCB (if used)	1669	0	0	0 -	0	-
Total	1669	358	77	77 100.00%	0	0.00%
Bedford Township, Precinct 4						
Polling	2191	539	105	104 99.05%	1	0.95%
AVCB (if used)	2191	0	0	0 -	0	-
Total	2191	539	105	104 99.05%	1	0.95%
Bedford Township, Precinct 5						
Polling	2005	497	121	121 100.00%	0	0.00%
AVCB (if used)	2005	0	0	0 -	0	-
Total	2005	497	121	121 100.00%	0	0.00%
Bedford Township, Precinct 6						
Polling	2177	595	133	133 100.00%	0	0.00%
AVCB (if used)	2177	0	0	0 -	0	-
Total	2177	595	133	133 100.00%	0	0.00%
Bedford Township, Precinct 7						
Polling	1812	493	115	115 100.00%	0	0.00%
AVCB (if used)	1812	0	0	0 -	0	-
Total	1812	493	115	115 100.00%	0	0.00%
Bedford Township, Precinct 8						
Polling	1947	594	122	121 99.18%	1	0.82%
AVCB (if used)	1947	0	0	0 -	0	-
Total	1947	594	122	121 99.18%	1	0.82%
Bedford Township, Precinct 9						
Polling	1221	386	91	91 100.00%	0	0.00%
AVCB (if used)	1221	0	0	0 -	0	-
Total	1221	386	91	91 100.00%	0	0.00%
Bedford Township, Precinct 10						
Polling	1295	327	72	72 100.00%	0	0.00%
AVCB (if used)	1295	0	0	0 -	0	-
Total	1295	327	72	72 100.00%	0	0.00%
Bedford Township, Precinct 11						
Polling	2319	572	86	86 100.00%	0	0.00%
AVCB (if used)	2319	0	0	0 -	0	-
Total	2319	572	86	86 100.00%	0	0.00%
Bedford Township, Precinct 12						
Polling	1517	355	87	87 100.00%	0	0.00%
AVCB (if used)	1517	0	0	0 -	0	-
Total	1517	355	87	87 100.00%	0	0.00%
Bedford Township, Precinct 13						
Polling	1796	459	93	93 100.00%	0	0.00%
AVCB (if used)	1796	0	0	0 -	0	-
Total	1796	459	93	93 100.00%	0	0.00%
Bedford Township, Precinct 14						
Polling	1953	264	100	100 100.00%	0	0.00%
AVCB (if used)	1953	0	0	0 -	0	-
Total	1953	264	100	100 100.00%	0	0.00%
Berlin Charter Township, Precinct 1						
Polling	1744	83	44	43 97.73%	1	2.27%
AVCB (if used)	1744	62	26	26 100.00%	0	0.00%
Total	1744	145	70	69 98.57%	1	1.43%
Berlin Charter Township, Precinct 2						
Polling	2555	135	56	56 100.00%	0	0.00%
AVCB (if used)	2555	175	81	81 100.00%	0	0.00%
Total	2555	310	137	137 100.00%	0	0.00%
Berlin Charter Township, Precinct 3						
Polling	1202	150	73	72 98.63%	1	1.37%
AVCB (if used)	1202	137	49	49 100.00%	0	0.00%

Statement of Votes Cast
Monroe County, MI
2016 Primary Election
SOVC For Jurisdiction Wide, All Counters, All Races
Official Results

Date:08/05/16
Time:16:13:57
Page:738 of 1417

	DEM D7 Congress					
	Reg. Voters	Times Counted	Total Votes	Gretchen D. Driskell (DEM)	Write-In Votes	
Total	1202	287	122	121 99.18%	1	0.82%
Berlin Charter Township, Precinct 4						
Polling	1861	178	79	78 98.73%	1	1.27%
AVCB (if used)	1861	124	65	65 100.00%	0	0.00%
Total	1861	302	144	143 99.31%	1	0.69%
Dundee Township, Precinct 1						
Polling	1995	229	86	86 100.00%	0	0.00%
AVCB (if used)	1995	0	0	0 -	0	-
Total	1995	229	86	86 100.00%	0	0.00%
Dundee Township, Precinct 2						
Polling	2240	262	84	84 100.00%	0	0.00%
AVCB (if used)	2240	0	0	0 -	0	-
Total	2240	262	84	84 100.00%	0	0.00%
Dundee Township, Precinct 3						
Polling	1353	180	52	52 100.00%	0	0.00%
AVCB (if used)	1353	0	0	0 -	0	-
Total	1353	180	52	52 100.00%	0	0.00%
Erie Township, Precinct 1						
Polling	1791	187	88	87 98.86%	1	1.14%
AVCB (if used)	1791	192	66	66 100.00%	0	0.00%
Total	1791	379	154	153 99.35%	1	0.65%
Erie Township, Precinct 2						
Polling	1549	93	33	33 100.00%	0	0.00%
AVCB (if used)	1549	114	46	46 100.00%	0	0.00%
Total	1549	207	79	79 100.00%	0	0.00%
Exeter Township, Precinct 1						
Polling	1319	215	94	94 100.00%	0	0.00%
AVCB (if used)	1319	0	0	0 -	0	-
Total	1319	215	94	94 100.00%	0	0.00%
Exeter Township, Precinct 2						
Polling	1647	221	103	103 100.00%	0	0.00%
AVCB (if used)	1647	0	0	0 -	0	-
Total	1647	221	103	103 100.00%	0	0.00%
Frenchtown Charter Township, Precinct 1						
Polling	1039	48	24	24 100.00%	0	0.00%
AVCB (if used)	1039	89	38	38 100.00%	0	0.00%
Total	1039	137	62	62 100.00%	0	0.00%
Frenchtown Charter Township, Precinct 2						
Polling	1276	139	75	75 100.00%	0	0.00%
AVCB (if used)	1276	83	40	39 97.50%	1	2.50%
Total	1276	222	115	114 99.13%	1	0.87%
Frenchtown Charter Township, Precinct 3						
Polling	1324	138	68	68 100.00%	0	0.00%
AVCB (if used)	1324	109	43	43 100.00%	0	0.00%
Total	1324	247	111	111 100.00%	0	0.00%
Frenchtown Charter Township, Precinct 4						
Polling	1898	159	79	77 97.47%	2	2.53%
AVCB (if used)	1898	203	99	99 100.00%	0	0.00%
Total	1898	362	178	176 98.88%	2	1.12%
Frenchtown Charter Township, Precinct 5						
Polling	1966	62	32	30 93.75%	2	6.25%
AVCB (if used)	1966	97	50	48 96.00%	2	4.00%
Total	1966	159	82	78 95.12%	4	4.88%
Frenchtown Charter Township, Precinct 6						
Polling	1971	182	83	82 98.80%	1	1.20%
AVCB (if used)	1971	153	79	79 100.00%	0	0.00%
Total	1971	335	162	161 99.38%	1	0.62%
Frenchtown Charter Township, Precinct 7						
Polling	2943	230	98	97 98.98%	1	1.02%
AVCB (if used)	2943	362	157	157 100.00%	0	0.00%

Statement of Votes Cast
Monroe County, MI
2016 Primary Election
SOVC For Jurisdiction Wide, All Counters, All Races
Official Results

Date:08/05/16
Time:16:13:57
Page:739 of 1417

	DEM D7 Congress						
	Reg. Voters	Times Counted	Total Votes	Gretchen D. Driskell (DEM)		Write-In Votes	
Total	2943	592	255	254	99.61%	1	0.39%
Frenchtown Charter Township, Precinct 8							
Polling	1572	132	69	69	100.00%	0	0.00%
AVCB (if used)	1572	121	55	55	100.00%	0	0.00%
Total	1572	253	124	124	100.00%	0	0.00%
Frenchtown Charter Township, Precinct 9							
Polling	1018	43	29	29	100.00%	0	0.00%
AVCB (if used)	1018	57	25	25	100.00%	0	0.00%
Total	1018	100	54	54	100.00%	0	0.00%
Ida Township, Precinct 1							
Polling	2054	281	85	84	98.82%	1	1.18%
AVCB (if used)	2054	0	0	0	-	0	-
Total	2054	281	85	84	98.82%	1	1.18%
Ida Township, Precinct 2							
Polling	1824	368	131	130	99.24%	1	0.76%
AVCB (if used)	1824	0	0	0	-	0	-
Total	1824	368	131	130	99.24%	1	0.76%
LaSalle Township, Precinct 1							
Polling	1730	183	69	69	100.00%	0	0.00%
AVCB (if used)	1730	150	52	52	100.00%	0	0.00%
Total	1730	333	121	121	100.00%	0	0.00%
LaSalle Township, Precinct 2							
Polling	2082	198	70	70	100.00%	0	0.00%
AVCB (if used)	2082	175	56	56	100.00%	0	0.00%
Total	2082	373	126	126	100.00%	0	0.00%
London Township, Precinct 1							
Polling	2359	391	199	199	100.00%	0	0.00%
AVCB (if used)	2359	0	0	0	-	0	-
Total	2359	391	199	199	100.00%	0	0.00%
Milan Township, Precinct 1							
Polling	1362	207	73	73	100.00%	0	0.00%
AVCB (if used)	1362	0	0	0	-	0	-
Total	1362	207	73	73	100.00%	0	0.00%
Monroe Charter Township, Precinct 1							
Polling	1369	103	53	53	100.00%	0	0.00%
AVCB (if used)	1369	126	50	50	100.00%	0	0.00%
Total	1369	229	103	103	100.00%	0	0.00%
Monroe Charter Township, Precinct 2							
Polling	1422	49	21	21	100.00%	0	0.00%
AVCB (if used)	1422	54	37	37	100.00%	0	0.00%
Total	1422	103	58	58	100.00%	0	0.00%
Monroe Charter Township, Precinct 3							
Polling	1054	135	57	57	100.00%	0	0.00%
AVCB (if used)	1054	86	47	47	100.00%	0	0.00%
Total	1054	221	104	104	100.00%	0	0.00%
Monroe Charter Township, Precinct 4							
Polling	2178	138	56	56	100.00%	0	0.00%
AVCB (if used)	2178	130	68	68	100.00%	0	0.00%
Total	2178	268	124	124	100.00%	0	0.00%
Monroe Charter Township, Precinct 5							
Polling	2364	177	85	85	100.00%	0	0.00%
AVCB (if used)	2364	216	87	87	100.00%	0	0.00%
Total	2364	393	172	172	100.00%	0	0.00%
Monroe Charter Township, Precinct 6							
Polling	1650	151	66	66	100.00%	0	0.00%
AVCB (if used)	1650	125	42	42	100.00%	0	0.00%
Total	1650	276	108	108	100.00%	0	0.00%
Raisinville Township, Precinct 1							
Polling	2188	128	39	39	100.00%	0	0.00%
AVCB (if used)	2188	319	68	68	100.00%	0	0.00%

Statement of Votes Cast
Monroe County, MI
2016 Primary Election
SOVC For Jurisdiction Wide, All Counters, All Races
Official Results

Date:08/05/16
Time:16:13:57
Page:740 of 1417

	DEM D7 Congress					
	Reg. Voters	Times Counted	Total Votes	Gretchen D. Driskell (DEM)	Write-In Votes	
Total	2188	447	107	107 100.00%	0	0.00%
Raisinville Township, Precinct 2						
Polling	2515	170	66	66 100.00%	0	0.00%
AVCB (if used)	2515	229	79	78 98.73%	1	1.27%
Total	2515	399	145	144 99.31%	1	0.69%
Summerfield Township, Precinct 1						
Polling	2465	228	57	57 100.00%	0	0.00%
AVCB (if used)	2465	0	0	0 -	0	-
Total	2465	228	57	57 100.00%	0	0.00%
Whiteford Township, Precinct 1						
Polling	2092	243	74	74 100.00%	0	0.00%
AVCB (if used)	2092	0	0	0 -	0	-
Total	2092	243	74	74 100.00%	0	0.00%
Whiteford Township, Precinct 2						
Polling	1687	185	35	35 100.00%	0	0.00%
AVCB (if used)	1687	0	0	0 -	0	-
Total	1687	185	35	35 100.00%	0	0.00%
Total						
Polling	116804	14875	5016	4995 99.58%	21	0.42%
AVCB (if used)	116804	5305	2248	2240 99.64%	8	0.36%
Total	116804	20180	7264	7235 99.60%	29	0.40%

Statement of Votes Cast
Monroe County, MI
2016 Primary Election
SOVC For Jurisdiction Wide, All Counters, All Races
Official Results

Date:08/05/16
Time:16:13:55
Page:11 of 1417

	REP D17 St Rep						
	Reg. Voters	Times Counted	Total Votes	Joseph Bellino, Jr. (REP)		Write-In Votes	
Jurisdiction Wide							
City of Luna Pier, Precinct 1							
Polling	-	-	-	-	-	-	-
AVCB (if used)	-	-	-	-	-	-	-
Total	-	-	-	-	-	-	-
City of Milan, Precinct 1							
Polling	-	-	-	-	-	-	-
AVCB (if used)	-	-	-	-	-	-	-
Total	-	-	-	-	-	-	-
City of Monroe, Precinct 1							
Polling	2640	209	72	70	97.22%	2	2.78%
AVCB (if used)	2640	122	38	38	100.00%	0	0.00%
Total	2640	331	110	108	98.18%	2	1.82%
City of Monroe, Precinct 2							
Polling	2463	213	80	80	100.00%	0	0.00%
AVCB (if used)	2463	81	20	20	100.00%	0	0.00%
Total	2463	294	100	100	100.00%	0	0.00%
City of Monroe, Precinct 3N							
Polling	1229	113	48	47	97.92%	1	2.08%
AVCB (if used)	1229	39	8	8	100.00%	0	0.00%
Total	1229	152	56	55	98.21%	1	1.79%
City of Monroe, Precinct 3S							
Polling	1466	63	13	13	100.00%	0	0.00%
AVCB (if used)	1466	38	12	12	100.00%	0	0.00%
Total	1466	101	25	25	100.00%	0	0.00%
City of Monroe, Precinct 4							
Polling	2705	366	162	160	98.77%	2	1.23%
AVCB (if used)	2705	216	71	71	100.00%	0	0.00%
Total	2705	582	233	231	99.14%	2	0.86%
City of Monroe, Precinct 5							
Polling	2839	327	131	131	100.00%	0	0.00%
AVCB (if used)	2839	410	98	98	100.00%	0	0.00%
Total	2839	737	229	229	100.00%	0	0.00%
City of Monroe, Precinct 6							
Polling	2414	306	109	109	100.00%	0	0.00%
AVCB (if used)	2414	181	51	51	100.00%	0	0.00%
Total	2414	487	160	160	100.00%	0	0.00%
City of Petersburg, Precinct 1							
Polling	-	-	-	-	-	-	-
AVCB (if used)	-	-	-	-	-	-	-
Total	-	-	-	-	-	-	-
Ash Township, Precinct 1							
Polling	2214	113	41	41	100.00%	0	0.00%
AVCB (if used)	2214	158	27	27	100.00%	0	0.00%
Total	2214	271	68	68	100.00%	0	0.00%
Ash Township, Precinct 2							
Polling	2083	95	38	38	100.00%	0	0.00%
AVCB (if used)	2083	228	72	72	100.00%	0	0.00%
Total	2083	323	110	110	100.00%	0	0.00%
Ash Township, Precinct 3							
Polling	1802	127	36	36	100.00%	0	0.00%
AVCB (if used)	1802	144	36	36	100.00%	0	0.00%
Total	1802	271	72	72	100.00%	0	0.00%
Bedford Township, Precinct 1							
Polling	-	-	-	-	-	-	-
AVCB (if used)	-	-	-	-	-	-	-
Total	-	-	-	-	-	-	-
Bedford Township, Precinct 2							
Polling	-	-	-	-	-	-	-
AVCB (if used)	-	-	-	-	-	-	-

Statement of Votes Cast
Monroe County, MI
2016 Primary Election
SOVC For Jurisdiction Wide, All Counters, All Races
Official Results

Date:08/05/16
Time:16:13:55
Page:12 of 1417

	REP D17 St Rep					
	Reg. Voters	Times Counted	Total Votes	Joseph Bellino, Jr. (REP)	Write-In Votes	
Total	-	-	-	-	-	-
Bedford Township, Precinct 3						
Polling	-	-	-	-	-	-
AVCB (if used)	-	-	-	-	-	-
Total	-	-	-	-	-	-
Bedford Township, Precinct 4						
Polling	-	-	-	-	-	-
AVCB (if used)	-	-	-	-	-	-
Total	-	-	-	-	-	-
Bedford Township, Precinct 5						
Polling	-	-	-	-	-	-
AVCB (if used)	-	-	-	-	-	-
Total	-	-	-	-	-	-
Bedford Township, Precinct 6						
Polling	-	-	-	-	-	-
AVCB (if used)	-	-	-	-	-	-
Total	-	-	-	-	-	-
Bedford Township, Precinct 7						
Polling	-	-	-	-	-	-
AVCB (if used)	-	-	-	-	-	-
Total	-	-	-	-	-	-
Bedford Township, Precinct 8						
Polling	-	-	-	-	-	-
AVCB (if used)	-	-	-	-	-	-
Total	-	-	-	-	-	-
Bedford Township, Precinct 9						
Polling	-	-	-	-	-	-
AVCB (if used)	-	-	-	-	-	-
Total	-	-	-	-	-	-
Bedford Township, Precinct 10						
Polling	-	-	-	-	-	-
AVCB (if used)	-	-	-	-	-	-
Total	-	-	-	-	-	-
Bedford Township, Precinct 11						
Polling	-	-	-	-	-	-
AVCB (if used)	-	-	-	-	-	-
Total	-	-	-	-	-	-
Bedford Township, Precinct 12						
Polling	-	-	-	-	-	-
AVCB (if used)	-	-	-	-	-	-
Total	-	-	-	-	-	-
Bedford Township, Precinct 13						
Polling	-	-	-	-	-	-
AVCB (if used)	-	-	-	-	-	-
Total	-	-	-	-	-	-
Bedford Township, Precinct 14						
Polling	-	-	-	-	-	-
AVCB (if used)	-	-	-	-	-	-
Total	-	-	-	-	-	-
Berlin Charter Township, Precinct 1						
Polling	1744	83	22	22 100.00%	0	0.00%
AVCB (if used)	1744	62	10	10 100.00%	0	0.00%
Total	1744	145	32	32 100.00%	0	0.00%
Berlin Charter Township, Precinct 2						
Polling	2555	135	44	43 97.73%	1	2.27%
AVCB (if used)	2555	175	44	44 100.00%	0	0.00%
Total	2555	310	88	87 98.86%	1	1.14%
Berlin Charter Township, Precinct 3						
Polling	1202	150	39	39 100.00%	0	0.00%
AVCB (if used)	1202	137	29	29 100.00%	0	0.00%

Statement of Votes Cast
Monroe County, MI
2016 Primary Election
SOVC For Jurisdiction Wide, All Counters, All Races
Official Results

Date:08/05/16
Time:16:13:55
Page:13 of 1417

	REP D17 St Rep					
	Reg. Voters	Times Counted	Total Votes	Joseph Bellino, Jr. (REP)	Write-In Votes	
Total	1202	287	68	68 100.00%	0	0.00%
Berlin Charter Township, Precinct 4						
Polling	1861	178	59	59 100.00%	0	0.00%
AVCB (if used)	1861	124	34	34 100.00%	0	0.00%
Total	1861	302	93	93 100.00%	0	0.00%
Dundee Township, Precinct 1						
Polling	-	-	-	-	-	-
AVCB (if used)	-	-	-	-	-	-
Total	-	-	-	-	-	-
Dundee Township, Precinct 2						
Polling	-	-	-	-	-	-
AVCB (if used)	-	-	-	-	-	-
Total	-	-	-	-	-	-
Dundee Township, Precinct 3						
Polling	-	-	-	-	-	-
AVCB (if used)	-	-	-	-	-	-
Total	-	-	-	-	-	-
Erie Township, Precinct 1						
Polling	-	-	-	-	-	-
AVCB (if used)	-	-	-	-	-	-
Total	-	-	-	-	-	-
Erie Township, Precinct 2						
Polling	-	-	-	-	-	-
AVCB (if used)	-	-	-	-	-	-
Total	-	-	-	-	-	-
Exeter Township, Precinct 1						
Polling	1319	215	70	70 100.00%	0	0.00%
AVCB (if used)	1319	0	0	0	0	-
Total	1319	215	70	70 100.00%	0	0.00%
Exeter Township, Precinct 2						
Polling	1647	221	56	56 100.00%	0	0.00%
AVCB (if used)	1647	0	0	0	0	-
Total	1647	221	56	56 100.00%	0	0.00%
Frenchtown Charter Township, Precinct 1						
Polling	1039	48	11	11 100.00%	0	0.00%
AVCB (if used)	1039	89	19	19 100.00%	0	0.00%
Total	1039	137	30	30 100.00%	0	0.00%
Frenchtown Charter Township, Precinct 2						
Polling	1276	139	31	31 100.00%	0	0.00%
AVCB (if used)	1276	83	8	8 100.00%	0	0.00%
Total	1276	222	39	39 100.00%	0	0.00%
Frenchtown Charter Township, Precinct 3						
Polling	1324	138	34	34 100.00%	0	0.00%
AVCB (if used)	1324	109	20	20 100.00%	0	0.00%
Total	1324	247	54	54 100.00%	0	0.00%
Frenchtown Charter Township, Precinct 4						
Polling	1898	159	56	56 100.00%	0	0.00%
AVCB (if used)	1898	203	48	48 100.00%	0	0.00%
Total	1898	362	104	104 100.00%	0	0.00%
Frenchtown Charter Township, Precinct 5						
Polling	1966	62	17	17 100.00%	0	0.00%
AVCB (if used)	1966	97	21	21 100.00%	0	0.00%
Total	1966	159	38	38 100.00%	0	0.00%
Frenchtown Charter Township, Precinct 6						
Polling	1971	182	46	45 97.83%	1	2.17%
AVCB (if used)	1971	153	19	19 100.00%	0	0.00%
Total	1971	335	65	64 98.46%	1	1.54%
Frenchtown Charter Township, Precinct 7						
Polling	2943	230	88	87 98.86%	1	1.14%
AVCB (if used)	2943	362	98	98 100.00%	0	0.00%

Statement of Votes Cast
Monroe County, MI
2016 Primary Election
SOVC For Jurisdiction Wide, All Counters, All Races
Official Results

Date: 08/05/16
Time: 16:13:55
Page: 14 of 1417

	REP D17 St Rep						
	Reg. Voters	Times Counted	Total Votes	Joseph Bellino, Jr. (REP)		Write-In Votes	
Total	2943	592	186	185	99.46%	1	0.54%
Frenchtown Charter Township, Precinct 8							
Polling	1572	132	41	41	100.00%	0	0.00%
AVCB (if used)	1572	121	33	33	100.00%	0	0.00%
Total	1572	253	74	74	100.00%	0	0.00%
Frenchtown Charter Township, Precinct 9							
Polling	1018	43	7	7	100.00%	0	0.00%
AVCB (if used)	1018	57	14	14	100.00%	0	0.00%
Total	1018	100	21	21	100.00%	0	0.00%
Ida Township, Precinct 1							
Polling	-	-	-	-	-	-	-
AVCB (if used)	-	-	-	-	-	-	-
Total	-	-	-	-	-	-	-
Ida Township, Precinct 2							
Polling	-	-	-	-	-	-	-
AVCB (if used)	-	-	-	-	-	-	-
Total	-	-	-	-	-	-	-
LaSalle Township, Precinct 1							
Polling	-	-	-	-	-	-	-
AVCB (if used)	-	-	-	-	-	-	-
Total	-	-	-	-	-	-	-
LaSalle Township, Precinct 2							
Polling	-	-	-	-	-	-	-
AVCB (if used)	-	-	-	-	-	-	-
Total	-	-	-	-	-	-	-
London Township, Precinct 1							
Polling	2359	391	108	107	99.07%	1	0.93%
AVCB (if used)	2359	0	0	0	-	0	-
Total	2359	391	108	107	99.07%	1	0.93%
Milan Township, Precinct 1							
Polling	-	-	-	-	-	-	-
AVCB (if used)	-	-	-	-	-	-	-
Total	-	-	-	-	-	-	-
Monroe Charter Township, Precinct 1							
Polling	-	-	-	-	-	-	-
AVCB (if used)	-	-	-	-	-	-	-
Total	-	-	-	-	-	-	-
Monroe Charter Township, Precinct 2							
Polling	-	-	-	-	-	-	-
AVCB (if used)	-	-	-	-	-	-	-
Total	-	-	-	-	-	-	-
Monroe Charter Township, Precinct 3							
Polling	-	-	-	-	-	-	-
AVCB (if used)	-	-	-	-	-	-	-
Total	-	-	-	-	-	-	-
Monroe Charter Township, Precinct 4							
Polling	-	-	-	-	-	-	-
AVCB (if used)	-	-	-	-	-	-	-
Total	-	-	-	-	-	-	-
Monroe Charter Township, Precinct 5							
Polling	-	-	-	-	-	-	-
AVCB (if used)	-	-	-	-	-	-	-
Total	-	-	-	-	-	-	-
Monroe Charter Township, Precinct 6							
Polling	1583	5	1	1	100.00%	0	0.00%
AVCB (if used)	1583	3	2	2	100.00%	0	0.00%
Total	1583	8	3	3	100.00%	0	0.00%
Raisinville Township, Precinct 1							
Polling	-	-	-	-	-	-	-
AVCB (if used)	-	-	-	-	-	-	-

Statement of Votes Cast
Monroe County, MI
2016 Primary Election
SOVC For Jurisdiction Wide, All Counters, All Races
Official Results

Date:08/05/16
Time:16:13:55
Page:15 of 1417

	REP D17 St Rep					
	Reg. Voters	Times Counted	Total Votes	Joseph Bellino, Jr. (REP)	Write-In Votes	
Total	-	-	-	-	-	-
Raisinville Township, Precinct 2	-	-	-	-	-	-
Polling	-	-	-	-	-	-
AVCB (if used)	-	-	-	-	-	-
Total	-	-	-	-	-	-
Summerfield Township, Precinct 1	-	-	-	-	-	-
Polling	-	-	-	-	-	-
AVCB (if used)	-	-	-	-	-	-
Total	-	-	-	-	-	-
Whiteford Township, Precinct 1	-	-	-	-	-	-
Polling	-	-	-	-	-	-
AVCB (if used)	-	-	-	-	-	-
Total	-	-	-	-	-	-
Whiteford Township, Precinct 2	-	-	-	-	-	-
Polling	-	-	-	-	-	-
AVCB (if used)	-	-	-	-	-	-
Total	-	-	-	-	-	-
Total	-	-	-	-	-	-
Polling	51132	4443	1460	1451 99.38%	9 0.62%	
AVCB (if used)	51132	3392	832	832 100.00%	0 0.00%	
Total	51132	7835	2292	2283 99.61%	9 0.39%	

Statement of Votes Cast
Monroe County, MI
2016 Primary Election
SOVC For Jurisdiction Wide, All Counters, All Races
Official Results

Date:08/05/16
Time:16:13:57
Page:741 of 1417

	DEM D17 St Rep					
	Reg. Voters	Times Counted	Total Votes	Bill LaVoy (DEM)	Write-In Votes	
Jurisdiction Wide						
City of Luna Pier, Precinct 1						
Polling	-	-	-	-	-	-
AVCB (if used)	-	-	-	-	-	-
Total	-	-	-	-	-	-
City of Milan, Precinct 1						
Polling	-	-	-	-	-	-
AVCB (if used)	-	-	-	-	-	-
Total	-	-	-	-	-	-
City of Monroe, Precinct 1						
Polling	2640	209	114	114 100.00%	0 0.00%	
AVCB (if used)	2640	122	56	56 100.00%	0 0.00%	
Total	2640	331	170	170 100.00%	0 0.00%	
City of Monroe, Precinct 2						
Polling	2463	213	103	103 100.00%	0 0.00%	
AVCB (if used)	2463	81	37	37 100.00%	0 0.00%	
Total	2463	294	140	140 100.00%	0 0.00%	
City of Monroe, Precinct 3N						
Polling	1229	113	54	54 100.00%	0 0.00%	
AVCB (if used)	1229	39	24	24 100.00%	0 0.00%	
Total	1229	152	78	78 100.00%	0 0.00%	
City of Monroe, Precinct 3S						
Polling	1466	63	38	38 100.00%	0 0.00%	
AVCB (if used)	1466	38	19	19 100.00%	0 0.00%	
Total	1466	101	57	57 100.00%	0 0.00%	
City of Monroe, Precinct 4						
Polling	2705	366	157	156 99.36%	1 0.64%	
AVCB (if used)	2705	216	98	98 100.00%	0 0.00%	
Total	2705	582	255	254 99.61%	1 0.39%	
City of Monroe, Precinct 5						
Polling	2839	327	141	138 97.87%	3 2.13%	
AVCB (if used)	2839	410	228	227 99.56%	1 0.44%	
Total	2839	737	369	365 98.92%	4 1.08%	
City of Monroe, Precinct 6						
Polling	2414	306	150	150 100.00%	0 0.00%	
AVCB (if used)	2414	181	86	86 100.00%	0 0.00%	
Total	2414	487	236	236 100.00%	0 0.00%	
City of Petersburg, Precinct 1						
Polling	-	-	-	-	-	-
AVCB (if used)	-	-	-	-	-	-
Total	-	-	-	-	-	-
Ash Township, Precinct 1						
Polling	2214	113	54	53 98.15%	1 1.85%	
AVCB (if used)	2214	158	79	79 100.00%	0 0.00%	
Total	2214	271	133	132 99.25%	1 0.75%	
Ash Township, Precinct 2						
Polling	2083	95	39	39 100.00%	0 0.00%	
AVCB (if used)	2083	228	93	90 96.77%	3 3.23%	
Total	2083	323	132	129 97.73%	3 2.27%	
Ash Township, Precinct 3						
Polling	1802	127	60	60 100.00%	0 0.00%	
AVCB (if used)	1802	144	70	70 100.00%	0 0.00%	
Total	1802	271	130	130 100.00%	0 0.00%	
Bedford Township, Precinct 1						
Polling	-	-	-	-	-	-
AVCB (if used)	-	-	-	-	-	-
Total	-	-	-	-	-	-
Bedford Township, Precinct 2						
Polling	-	-	-	-	-	-
AVCB (if used)	-	-	-	-	-	-

Statement of Votes Cast
Monroe County, MI
2016 Primary Election
SOVC For Jurisdiction Wide, All Counters, All Races
Official Results

Date:08/05/16
Time:16:13:57
Page:742 of 1417

	DEM D17 St Rep					
	Reg. Voters	Times Counted	Total Votes	Bill LaVoy (DEM)		Write-In Votes
Total	-	-	-	-	-	-
Bedford Township, Precinct 3	-	-	-	-	-	-
Polling	-	-	-	-	-	-
AVCB (if used)	-	-	-	-	-	-
Total	-	-	-	-	-	-
Bedford Township, Precinct 4	-	-	-	-	-	-
Polling	-	-	-	-	-	-
AVCB (if used)	-	-	-	-	-	-
Total	-	-	-	-	-	-
Bedford Township, Precinct 5	-	-	-	-	-	-
Polling	-	-	-	-	-	-
AVCB (if used)	-	-	-	-	-	-
Total	-	-	-	-	-	-
Bedford Township, Precinct 6	-	-	-	-	-	-
Polling	-	-	-	-	-	-
AVCB (if used)	-	-	-	-	-	-
Total	-	-	-	-	-	-
Bedford Township, Precinct 7	-	-	-	-	-	-
Polling	-	-	-	-	-	-
AVCB (if used)	-	-	-	-	-	-
Total	-	-	-	-	-	-
Bedford Township, Precinct 8	-	-	-	-	-	-
Polling	-	-	-	-	-	-
AVCB (if used)	-	-	-	-	-	-
Total	-	-	-	-	-	-
Bedford Township, Precinct 9	-	-	-	-	-	-
Polling	-	-	-	-	-	-
AVCB (if used)	-	-	-	-	-	-
Total	-	-	-	-	-	-
Bedford Township, Precinct 10	-	-	-	-	-	-
Polling	-	-	-	-	-	-
AVCB (if used)	-	-	-	-	-	-
Total	-	-	-	-	-	-
Bedford Township, Precinct 11	-	-	-	-	-	-
Polling	-	-	-	-	-	-
AVCB (if used)	-	-	-	-	-	-
Total	-	-	-	-	-	-
Bedford Township, Precinct 12	-	-	-	-	-	-
Polling	-	-	-	-	-	-
AVCB (if used)	-	-	-	-	-	-
Total	-	-	-	-	-	-
Bedford Township, Precinct 13	-	-	-	-	-	-
Polling	-	-	-	-	-	-
AVCB (if used)	-	-	-	-	-	-
Total	-	-	-	-	-	-
Bedford Township, Precinct 14	-	-	-	-	-	-
Polling	-	-	-	-	-	-
AVCB (if used)	-	-	-	-	-	-
Total	-	-	-	-	-	-
Berlin Charter Township, Precinct 1	1744	83	45	44	97.78%	1 2.22%
Polling	1744	62	34	34	100.00%	0 0.00%
AVCB (if used)	1744	145	79	78	98.73%	1 1.27%
Berlin Charter Township, Precinct 2	2555	135	61	61	100.00%	0 0.00%
Polling	2555	175	90	90	100.00%	0 0.00%
AVCB (if used)	2555	310	151	151	100.00%	0 0.00%
Berlin Charter Township, Precinct 3	1202	150	82	81	98.78%	1 1.22%
Polling	1202	137	64	63	98.44%	1 1.56%
AVCB (if used)						

Statement of Votes Cast
Monroe County, MI
2016 Primary Election
SOVC For Jurisdiction Wide, All Counters, All Races
Official Results

Date:08/05/16
Time:16:13:57
Page:743 of 1417

	DEM D17 St Rep						
	Reg. Voters	Times Counted	Total Votes	Bill LaVoy (DEM)		Write-In Votes	
Total	1202	287	146	144	98.63%	2	1.37%
Berlin Charter Township, Precinct 4							
Polling	1861	178	86	86	100.00%	0	0.00%
AVCB (if used)	1861	124	69	69	100.00%	0	0.00%
Total	1861	302	155	155	100.00%	0	0.00%
Dundee Township, Precinct 1							
Polling	-	-	-	-	-	-	-
AVCB (if used)	-	-	-	-	-	-	-
Total	-	-	-	-	-	-	-
Dundee Township, Precinct 2							
Polling	-	-	-	-	-	-	-
AVCB (if used)	-	-	-	-	-	-	-
Total	-	-	-	-	-	-	-
Dundee Township, Precinct 3							
Polling	-	-	-	-	-	-	-
AVCB (if used)	-	-	-	-	-	-	-
Total	-	-	-	-	-	-	-
Erie Township, Precinct 1							
Polling	-	-	-	-	-	-	-
AVCB (if used)	-	-	-	-	-	-	-
Total	-	-	-	-	-	-	-
Erie Township, Precinct 2							
Polling	-	-	-	-	-	-	-
AVCB (if used)	-	-	-	-	-	-	-
Total	-	-	-	-	-	-	-
Exeter Township, Precinct 1							
Polling	1319	215	109	109	100.00%	0	0.00%
AVCB (if used)	1319	0	0	0	-	0	-
Total	1319	215	109	109	100.00%	0	0.00%
Exeter Township, Precinct 2							
Polling	1647	221	108	108	100.00%	0	0.00%
AVCB (if used)	1647	0	0	0	-	0	-
Total	1647	221	108	108	100.00%	0	0.00%
Frenchtown Charter Township, Precinct 1							
Polling	1039	48	23	23	100.00%	0	0.00%
AVCB (if used)	1039	89	37	37	100.00%	0	0.00%
Total	1039	137	60	60	100.00%	0	0.00%
Frenchtown Charter Township, Precinct 2							
Polling	1276	139	77	77	100.00%	0	0.00%
AVCB (if used)	1276	83	44	43	97.73%	1	2.27%
Total	1276	222	121	120	99.17%	1	0.83%
Frenchtown Charter Township, Precinct 3							
Polling	1324	138	74	74	100.00%	0	0.00%
AVCB (if used)	1324	109	50	50	100.00%	0	0.00%
Total	1324	247	124	124	100.00%	0	0.00%
Frenchtown Charter Township, Precinct 4							
Polling	1898	159	84	84	100.00%	0	0.00%
AVCB (if used)	1898	203	107	107	100.00%	0	0.00%
Total	1898	362	191	191	100.00%	0	0.00%
Frenchtown Charter Township, Precinct 5							
Polling	1966	62	35	35	100.00%	0	0.00%
AVCB (if used)	1966	97	54	54	100.00%	0	0.00%
Total	1966	159	89	89	100.00%	0	0.00%
Frenchtown Charter Township, Precinct 6							
Polling	1971	182	87	86	98.85%	1	1.15%
AVCB (if used)	1971	153	82	82	100.00%	0	0.00%
Total	1971	335	169	168	99.41%	1	0.59%
Frenchtown Charter Township, Precinct 7							
Polling	2943	230	103	101	98.06%	2	1.94%
AVCB (if used)	2943	362	169	168	99.41%	1	0.59%

Statement of Votes Cast
Monroe County, MI
2016 Primary Election
SOVC For Jurisdiction Wide, All Counters, All Races
Official Results

Date:08/05/16
Time:16:13:57
Page:744 of 1417

	DEM D17 St Rep						
	Reg. Voters	Times Counted	Total Votes	Bill LaVoy (DEM)		Write-In Votes	
Total	2943	592	272	269	98.90%	3	1.10%
Frenchtown Charter Township, Precinct 8							
Polling	1572	132	71	71	100.00%	0	0.00%
AVCB (if used)	1572	121	60	60	100.00%	0	0.00%
Total	1572	253	131	131	100.00%	0	0.00%
Frenchtown Charter Township, Precinct 9							
Polling	1018	43	30	30	100.00%	0	0.00%
AVCB (if used)	1018	57	29	29	100.00%	0	0.00%
Total	1018	100	59	59	100.00%	0	0.00%
Ida Township, Precinct 1							
Polling	-	-	-	-	-	-	-
AVCB (if used)	-	-	-	-	-	-	-
Total	-	-	-	-	-	-	-
Ida Township, Precinct 2							
Polling	-	-	-	-	-	-	-
AVCB (if used)	-	-	-	-	-	-	-
Total	-	-	-	-	-	-	-
LaSalle Township, Precinct 1							
Polling	-	-	-	-	-	-	-
AVCB (if used)	-	-	-	-	-	-	-
Total	-	-	-	-	-	-	-
LaSalle Township, Precinct 2							
Polling	-	-	-	-	-	-	-
AVCB (if used)	-	-	-	-	-	-	-
Total	-	-	-	-	-	-	-
London Township, Precinct 1							
Polling	2359	391	203	203	100.00%	0	0.00%
AVCB (if used)	2359	0	0	0	-	0	-
Total	2359	391	203	203	100.00%	0	0.00%
Milan Township, Precinct 1							
Polling	-	-	-	-	-	-	-
AVCB (if used)	-	-	-	-	-	-	-
Total	-	-	-	-	-	-	-
Monroe Charter Township, Precinct 1							
Polling	-	-	-	-	-	-	-
AVCB (if used)	-	-	-	-	-	-	-
Total	-	-	-	-	-	-	-
Monroe Charter Township, Precinct 2							
Polling	-	-	-	-	-	-	-
AVCB (if used)	-	-	-	-	-	-	-
Total	-	-	-	-	-	-	-
Monroe Charter Township, Precinct 3							
Polling	-	-	-	-	-	-	-
AVCB (if used)	-	-	-	-	-	-	-
Total	-	-	-	-	-	-	-
Monroe Charter Township, Precinct 4							
Polling	-	-	-	-	-	-	-
AVCB (if used)	-	-	-	-	-	-	-
Total	-	-	-	-	-	-	-
Monroe Charter Township, Precinct 5							
Polling	-	-	-	-	-	-	-
AVCB (if used)	-	-	-	-	-	-	-
Total	-	-	-	-	-	-	-
Monroe Charter Township, Precinct 6							
Polling	1583	5	3	3	100.00%	0	0.00%
AVCB (if used)	1583	3	1	1	100.00%	0	0.00%
Total	1583	8	4	4	100.00%	0	0.00%
Raisinville Township, Precinct 1							
Polling	-	-	-	-	-	-	-
AVCB (if used)	-	-	-	-	-	-	-

Statement of Votes Cast
Monroe County, MI
2016 Primary Election
SOVC For Jurisdiction Wide, All Counters, All Races
Official Results

Date:08/05/16
Time:16:13:57
Page:745 of 1417

	DEM D17 St Rep						
	Reg. Voters	Times Counted	Total Votes	Bill LaVoy (DEM)		Write-In Votes	
Total	-	-	-	-	-	-	-
Raisinville Township, Precinct 2	-	-	-	-	-	-	-
Polling	-	-	-	-	-	-	-
AVCB (if used)	-	-	-	-	-	-	-
Total	-	-	-	-	-	-	-
Summerfield Township, Precinct 1	-	-	-	-	-	-	-
Polling	-	-	-	-	-	-	-
AVCB (if used)	-	-	-	-	-	-	-
Total	-	-	-	-	-	-	-
Whiteford Township, Precinct 1	-	-	-	-	-	-	-
Polling	-	-	-	-	-	-	-
AVCB (if used)	-	-	-	-	-	-	-
Total	-	-	-	-	-	-	-
Whiteford Township, Precinct 2	-	-	-	-	-	-	-
Polling	-	-	-	-	-	-	-
AVCB (if used)	-	-	-	-	-	-	-
Total	-	-	-	-	-	-	-
Total	-	-	-	-	-	-	-
Polling	51132	4443	2191	2181	99.54%	10	0.46%
AVCB (if used)	51132	3392	1680	1673	99.58%	7	0.42%
Total	51132	7835	3871	3854	99.56%	17	0.44%

Statement of Votes Cast
Monroe County, MI
2016 Primary Election
SOVC For Jurisdiction Wide, All Counters, All Races
Official Results

Date:08/05/16
Time:16:13:55
Page:16 of 1417

	REP D56 St Rep					
	Reg. Voters	Times Counted	Total Votes	Jason M. Sheppard (REP)	Write-In Votes	
Jurisdiction Wide						
City of Luna Pier, Precinct 1						
Polling	1094	237	55	55 100.00%	0	0.00%
AVCB (if used)	1094	0	0	0 -	0	-
Total	1094	237	55	55 100.00%	0	0.00%
City of Milan, Precinct 1						
Polling	1520	143	54	54 100.00%	0	0.00%
AVCB (if used)	1520	0	0	0 -	0	-
Total	1520	143	54	54 100.00%	0	0.00%
City of Monroe, Precinct 1						
Polling	-	-	-	- -	-	-
AVCB (if used)	-	-	-	- -	-	-
Total	-	-	-	- -	-	-
City of Monroe, Precinct 2						
Polling	-	-	-	- -	-	-
AVCB (if used)	-	-	-	- -	-	-
Total	-	-	-	- -	-	-
City of Monroe, Precinct 3N						
Polling	-	-	-	- -	-	-
AVCB (if used)	-	-	-	- -	-	-
Total	-	-	-	- -	-	-
City of Monroe, Precinct 3S						
Polling	-	-	-	- -	-	-
AVCB (if used)	-	-	-	- -	-	-
Total	-	-	-	- -	-	-
City of Monroe, Precinct 4						
Polling	-	-	-	- -	-	-
AVCB (if used)	-	-	-	- -	-	-
Total	-	-	-	- -	-	-
City of Monroe, Precinct 5						
Polling	-	-	-	- -	-	-
AVCB (if used)	-	-	-	- -	-	-
Total	-	-	-	- -	-	-
City of Monroe, Precinct 6						
Polling	-	-	-	- -	-	-
AVCB (if used)	-	-	-	- -	-	-
Total	-	-	-	- -	-	-
City of Petersburg, Precinct 1						
Polling	827	76	27	27 100.00%	0	0.00%
AVCB (if used)	827	0	0	0 -	0	-
Total	827	76	27	27 100.00%	0	0.00%
Ash Township, Precinct 1						
Polling	-	-	-	- -	-	-
AVCB (if used)	-	-	-	- -	-	-
Total	-	-	-	- -	-	-
Ash Township, Precinct 2						
Polling	-	-	-	- -	-	-
AVCB (if used)	-	-	-	- -	-	-
Total	-	-	-	- -	-	-
Ash Township, Precinct 3						
Polling	-	-	-	- -	-	-
AVCB (if used)	-	-	-	- -	-	-
Total	-	-	-	- -	-	-
Bedford Township, Precinct 1						
Polling	1131	234	121	121 100.00%	0	0.00%
AVCB (if used)	1131	0	0	0 -	0	-
Total	1131	234	121	121 100.00%	0	0.00%
Bedford Township, Precinct 2						
Polling	1817	413	236	235 99.58%	1	0.42%
AVCB (if used)	1817	0	0	0 -	0	-

Statement of Votes Cast
Monroe County, MI
2016 Primary Election
SOVC For Jurisdiction Wide, All Counters, All Races
Official Results

Date:08/05/16
Time:16:13:55
Page:17 of 1417

	REP D56 St Rep					Write-In Votes	
	Reg. Voters	Times Counted	Total Votes	Jason M. Sheppard (REP)			
Total	1817	413	236	235	99.58%	1	0.42%
Bedford Township, Precinct 3							
Polling	1669	358	183	182	99.45%	1	0.55%
AVCB (if used)	1669	0	0	0	-	0	-
Total	1669	358	183	182	99.45%	1	0.55%
Bedford Township, Precinct 4							
Polling	2191	539	286	285	99.65%	1	0.35%
AVCB (if used)	2191	0	0	0	-	0	-
Total	2191	539	286	285	99.65%	1	0.35%
Bedford Township, Precinct 5							
Polling	2005	497	244	243	99.59%	1	0.41%
AVCB (if used)	2005	0	0	0	-	0	-
Total	2005	497	244	243	99.59%	1	0.41%
Bedford Township, Precinct 6							
Polling	2177	595	326	326	100.00%	0	0.00%
AVCB (if used)	2177	0	0	0	-	0	-
Total	2177	595	326	326	100.00%	0	0.00%
Bedford Township, Precinct 7							
Polling	1812	493	237	237	100.00%	0	0.00%
AVCB (if used)	1812	0	0	0	-	0	-
Total	1812	493	237	237	100.00%	0	0.00%
Bedford Township, Precinct 8							
Polling	1947	594	305	305	100.00%	0	0.00%
AVCB (if used)	1947	0	0	0	-	0	-
Total	1947	594	305	305	100.00%	0	0.00%
Bedford Township, Precinct 9							
Polling	1221	386	189	188	99.47%	1	0.53%
AVCB (if used)	1221	0	0	0	-	0	-
Total	1221	386	189	188	99.47%	1	0.53%
Bedford Township, Precinct 10							
Polling	1295	327	170	170	100.00%	0	0.00%
AVCB (if used)	1295	0	0	0	-	0	-
Total	1295	327	170	170	100.00%	0	0.00%
Bedford Township, Precinct 11							
Polling	2319	572	318	316	99.37%	2	0.63%
AVCB (if used)	2319	0	0	0	-	0	-
Total	2319	572	318	316	99.37%	2	0.63%
Bedford Township, Precinct 12							
Polling	1517	355	192	191	99.48%	1	0.52%
AVCB (if used)	1517	0	0	0	-	0	-
Total	1517	355	192	191	99.48%	1	0.52%
Bedford Township, Precinct 13							
Polling	1796	459	237	236	99.58%	1	0.42%
AVCB (if used)	1796	0	0	0	-	0	-
Total	1796	459	237	236	99.58%	1	0.42%
Bedford Township, Precinct 14							
Polling	1953	264	106	106	100.00%	0	0.00%
AVCB (if used)	1953	0	0	0	-	0	-
Total	1953	264	106	106	100.00%	0	0.00%
Berlin Charter Township, Precinct 1							
Polling	-	-	-	-	-	-	-
AVCB (if used)	-	-	-	-	-	-	-
Total	-	-	-	-	-	-	-
Berlin Charter Township, Precinct 2							
Polling	-	-	-	-	-	-	-
AVCB (if used)	-	-	-	-	-	-	-
Total	-	-	-	-	-	-	-
Berlin Charter Township, Precinct 3							
Polling	-	-	-	-	-	-	-
AVCB (if used)	-	-	-	-	-	-	-

Statement of Votes Cast
Monroe County, MI
2016 Primary Election
SOVC For Jurisdiction Wide, All Counters, All Races
Official Results

Date:08/05/16
Time:16:13:55
Page:18 of 1417

	REP D56 St Rep					
	Reg. Voters	Times Counted	Total Votes	Jason M. Sheppard (REP)	Write-In Votes	
Total	-	-	-	-	-	-
Berlin Charter Township, Precinct 4	-	-	-	-	-	-
Polling	-	-	-	-	-	-
AVCB (if used)	-	-	-	-	-	-
Total	-	-	-	-	-	-
Dundee Township, Precinct 1	-	-	-	-	-	-
Polling	1995	229	87	86 98.85%	1	1.15%
AVCB (if used)	1995	0	0	0	0	-
Total	1995	229	87	86 98.85%	1	1.15%
Dundee Township, Precinct 2	-	-	-	-	-	-
Polling	2240	262	117	117 100.00%	0	0.00%
AVCB (if used)	2240	0	0	0	0	-
Total	2240	262	117	117 100.00%	0	0.00%
Dundee Township, Precinct 3	-	-	-	-	-	-
Polling	1353	180	82	82 100.00%	0	0.00%
AVCB (if used)	1353	0	0	0	0	-
Total	1353	180	82	82 100.00%	0	0.00%
Eric Township, Precinct 1	-	-	-	-	-	-
Polling	1791	187	46	46 100.00%	0	0.00%
AVCB (if used)	1791	192	31	31 100.00%	0	0.00%
Total	1791	379	77	77 100.00%	0	0.00%
Eric Township, Precinct 2	-	-	-	-	-	-
Polling	1549	93	23	23 100.00%	0	0.00%
AVCB (if used)	1549	114	23	23 100.00%	0	0.00%
Total	1549	207	46	46 100.00%	0	0.00%
Exeter Township, Precinct 1	-	-	-	-	-	-
Polling	-	-	-	-	-	-
AVCB (if used)	-	-	-	-	-	-
Total	-	-	-	-	-	-
Exeter Township, Precinct 2	-	-	-	-	-	-
Polling	-	-	-	-	-	-
AVCB (if used)	-	-	-	-	-	-
Total	-	-	-	-	-	-
Frenchtown Charter Township, Precinct 1	-	-	-	-	-	-
Polling	-	-	-	-	-	-
AVCB (if used)	-	-	-	-	-	-
Total	-	-	-	-	-	-
Frenchtown Charter Township, Precinct 2	-	-	-	-	-	-
Polling	-	-	-	-	-	-
AVCB (if used)	-	-	-	-	-	-
Total	-	-	-	-	-	-
Frenchtown Charter Township, Precinct 3	-	-	-	-	-	-
Polling	-	-	-	-	-	-
AVCB (if used)	-	-	-	-	-	-
Total	-	-	-	-	-	-
Frenchtown Charter Township, Precinct 4	-	-	-	-	-	-
Polling	-	-	-	-	-	-
AVCB (if used)	-	-	-	-	-	-
Total	-	-	-	-	-	-
Frenchtown Charter Township, Precinct 5	-	-	-	-	-	-
Polling	-	-	-	-	-	-
AVCB (if used)	-	-	-	-	-	-
Total	-	-	-	-	-	-
Frenchtown Charter Township, Precinct 6	-	-	-	-	-	-
Polling	-	-	-	-	-	-
AVCB (if used)	-	-	-	-	-	-
Total	-	-	-	-	-	-
Frenchtown Charter Township, Precinct 7	-	-	-	-	-	-
Polling	-	-	-	-	-	-
AVCB (if used)	-	-	-	-	-	-

Statement of Votes Cast
Monroe County, MI
2016 Primary Election
SOVC For Jurisdiction Wide, All Counters, All Races
Official Results

Date:08/05/16
Time:16:13:55
Page:19 of 1417

	REP D56 St Rep					
	Reg. Voters	Times Counted	Total Votes	Jason M. Sheppard (REP)	Write-In Votes	
Total	-	-	-	-	-	-
Frenchtown Charter Township, Precinct 8						
Polling	-	-	-	-	-	-
AVCB (if used)	-	-	-	-	-	-
Total	-	-	-	-	-	-
Frenchtown Charter Township, Precinct 9						
Polling	-	-	-	-	-	-
AVCB (if used)	-	-	-	-	-	-
Total	-	-	-	-	-	-
Ida Township, Precinct 1						
Polling	2054	281	127	127 100.00%	0	0.00%
AVCB (if used)	2054	0	0	0 -	0	-
Total	2054	281	127	127 100.00%	0	0.00%
Ida Township, Precinct 2						
Polling	1824	368	117	117 100.00%	0	0.00%
AVCB (if used)	1824	0	0	0 -	0	-
Total	1824	368	117	117 100.00%	0	0.00%
LaSalle Township, Precinct 1						
Polling	1730	183	79	78 98.73%	1	1.27%
AVCB (if used)	1730	150	41	41 100.00%	0	0.00%
Total	1730	333	120	119 99.17%	1	0.83%
LaSalle Township, Precinct 2						
Polling	2082	198	88	87 98.86%	1	1.14%
AVCB (if used)	2082	175	69	69 100.00%	0	0.00%
Total	2082	373	157	156 99.36%	1	0.64%
London Township, Precinct 1						
Polling	-	-	-	-	-	-
AVCB (if used)	-	-	-	-	-	-
Total	-	-	-	-	-	-
Milan Township, Precinct 1						
Polling	1362	207	88	88 100.00%	0	0.00%
AVCB (if used)	1362	0	0	0 -	0	-
Total	1362	207	88	88 100.00%	0	0.00%
Monroe Charter Township, Precinct 1						
Polling	1369	103	30	30 100.00%	0	0.00%
AVCB (if used)	1369	126	35	35 100.00%	0	0.00%
Total	1369	229	65	65 100.00%	0	0.00%
Monroe Charter Township, Precinct 2						
Polling	1422	49	20	20 100.00%	0	0.00%
AVCB (if used)	1422	54	5	5 100.00%	0	0.00%
Total	1422	103	25	25 100.00%	0	0.00%
Monroe Charter Township, Precinct 3						
Polling	1054	135	48	48 100.00%	0	0.00%
AVCB (if used)	1054	86	19	19 100.00%	0	0.00%
Total	1054	221	67	67 100.00%	0	0.00%
Monroe Charter Township, Precinct 4						
Polling	2178	138	61	61 100.00%	0	0.00%
AVCB (if used)	2178	130	46	46 100.00%	0	0.00%
Total	2178	268	107	107 100.00%	0	0.00%
Monroe Charter Township, Precinct 5						
Polling	2364	177	53	53 100.00%	0	0.00%
AVCB (if used)	2364	216	73	73 100.00%	0	0.00%
Total	2364	393	126	126 100.00%	0	0.00%
Monroe Charter Township, Precinct 6						
Polling	67	146	56	56 100.00%	0	0.00%
AVCB (if used)	67	122	44	44 100.00%	0	0.00%
Total	67	268	100	100 100.00%	0	0.00%
Raisinville Township, Precinct 1						
Polling	2188	128	56	55 98.21%	1	1.79%
AVCB (if used)	2188	319	132	132 100.00%	0	0.00%

Statement of Votes Cast
Monroe County, MI
2016 Primary Election
SOVC For Jurisdiction Wide, All Counters, All Races
Official Results

Date:08/05/16
Time:16:13:55
Page:20 of 1417

	REP D56 St Rep						
	Reg. Voters	Times Counted	Total Votes	Jason M. Sheppard (REP)		Write-In Votes	
Total	2188	447	188	187	99.47%	1	0.53%
Raisinville Township, Precinct 2							
Polling	2515	170	70	69	98.57%	1	1.43%
AVCB (if used)	2515	229	74	74	100.00%	0	0.00%
Total	2515	399	144	143	99.31%	1	0.69%
Summerfield Township, Precinct 1							
Polling	2465	228	111	111	100.00%	0	0.00%
AVCB (if used)	2465	0	0	0	-	0	-
Total	2465	228	111	111	100.00%	0	0.00%
Whiteford Township, Precinct 1							
Polling	2092	243	114	114	100.00%	0	0.00%
AVCB (if used)	2092	0	0	0	-	0	-
Total	2092	243	114	114	100.00%	0	0.00%
Whiteford Township, Precinct 2							
Polling	1687	185	111	109	98.20%	2	1.80%
AVCB (if used)	1687	0	0	0	-	0	-
Total	1687	185	111	109	98.20%	2	1.80%
Total							
Polling	65672	10432	4870	4854	99.67%	16	0.33%
AVCB (if used)	65672	1913	592	592	100.00%	0	0.00%
Total	65672	12345	5462	5446	99.71%	16	0.29%

Statement of Votes Cast
Monroe County, MI
2016 Primary Election
SOVC For Jurisdiction Wide, All Counters, All Races
Official Results

Date:08/05/16
Time:16:13:57
Page:746 of 1417

	DEM D56 St Rep						
	Reg. Voters	Times Counted	Total Votes	Tom Redmond (DEM)		Write-In Votes	
Jurisdiction Wide							
City of Luna Pier, Precinct 1							
Polling	1094	237	123	123 100.00%	0	0.00%	
AVCB (if used)	1094	0	0	0 -	0	-	
Total	1094	237	123	123 100.00%	0	0.00%	
City of Milan, Precinct 1							
Polling	1520	143	57	57 100.00%	0	0.00%	
AVCB (if used)	1520	0	0	0 -	0	-	
Total	1520	143	57	57 100.00%	0	0.00%	
City of Monroe, Precinct 1							
Polling	-	-	-	- -	-	-	
AVCB (if used)	-	-	-	- -	-	-	
Total	-	-	-	- -	-	-	
City of Monroe, Precinct 2							
Polling	-	-	-	- -	-	-	
AVCB (if used)	-	-	-	- -	-	-	
Total	-	-	-	- -	-	-	
City of Monroe, Precinct 3N							
Polling	-	-	-	- -	-	-	
AVCB (if used)	-	-	-	- -	-	-	
Total	-	-	-	- -	-	-	
City of Monroe, Precinct 3S							
Polling	-	-	-	- -	-	-	
AVCB (if used)	-	-	-	- -	-	-	
Total	-	-	-	- -	-	-	
City of Monroe, Precinct 4							
Polling	-	-	-	- -	-	-	
AVCB (if used)	-	-	-	- -	-	-	
Total	-	-	-	- -	-	-	
City of Monroe, Precinct 5							
Polling	-	-	-	- -	-	-	
AVCB (if used)	-	-	-	- -	-	-	
Total	-	-	-	- -	-	-	
City of Monroe, Precinct 6							
Polling	-	-	-	- -	-	-	
AVCB (if used)	-	-	-	- -	-	-	
Total	-	-	-	- -	-	-	
City of Petersburg, Precinct 1							
Polling	827	76	40	40 100.00%	0	0.00%	
AVCB (if used)	827	0	0	0 -	0	-	
Total	827	76	40	40 100.00%	0	0.00%	
Ash Township, Precinct 1							
Polling	-	-	-	- -	-	-	
AVCB (if used)	-	-	-	- -	-	-	
Total	-	-	-	- -	-	-	
Ash Township, Precinct 2							
Polling	-	-	-	- -	-	-	
AVCB (if used)	-	-	-	- -	-	-	
Total	-	-	-	- -	-	-	
Ash Township, Precinct 3							
Polling	-	-	-	- -	-	-	
AVCB (if used)	-	-	-	- -	-	-	
Total	-	-	-	- -	-	-	
Bedford Township, Precinct 1							
Polling	1131	234	55	54 98.18%	1	1.82%	
AVCB (if used)	1131	0	0	0 -	0	-	
Total	1131	234	55	54 98.18%	1	1.82%	
Bedford Township, Precinct 2							
Polling	1817	413	86	86 100.00%	0	0.00%	
AVCB (if used)	1817	0	0	0 -	0	-	

Statement of Votes Cast
Monroe County, MI
2016 Primary Election
SOVC For Jurisdiction Wide, All Counters, All Races
Official Results

Date:08/05/16
Time:16:13:57
Page:747 of 1417

	DEM D56 St Rep					
	Reg. Voters	Times Counted	Total Votes	Tom Redmond (DEM)	Write-In Votes	
Total	1817	413	86	86 100.00%	0	0.00%
Bedford Township, Precinct 3						
Polling	1669	358	76	76 100.00%	0	0.00%
AVCB (if used)	1669	0	0	0 -	0	-
Total	1669	358	76	76 100.00%	0	0.00%
Bedford Township, Precinct 4						
Polling	2191	539	109	109 100.00%	0	0.00%
AVCB (if used)	2191	0	0	0 -	0	-
Total	2191	539	109	109 100.00%	0	0.00%
Bedford Township, Precinct 5						
Polling	2005	497	119	119 100.00%	0	0.00%
AVCB (if used)	2005	0	0	0 -	0	-
Total	2005	497	119	119 100.00%	0	0.00%
Bedford Township, Precinct 6						
Polling	2177	595	132	132 100.00%	0	0.00%
AVCB (if used)	2177	0	0	0 -	0	-
Total	2177	595	132	132 100.00%	0	0.00%
Bedford Township, Precinct 7						
Polling	1812	493	119	119 100.00%	0	0.00%
AVCB (if used)	1812	0	0	0 -	0	-
Total	1812	493	119	119 100.00%	0	0.00%
Bedford Township, Precinct 8						
Polling	1947	594	122	121 99.18%	1	0.82%
AVCB (if used)	1947	0	0	0 -	0	-
Total	1947	594	122	121 99.18%	1	0.82%
Bedford Township, Precinct 9						
Polling	1221	386	100	100 100.00%	0	0.00%
AVCB (if used)	1221	0	0	0 -	0	-
Total	1221	386	100	100 100.00%	0	0.00%
Bedford Township, Precinct 10						
Polling	1295	327	72	72 100.00%	0	0.00%
AVCB (if used)	1295	0	0	0 -	0	-
Total	1295	327	72	72 100.00%	0	0.00%
Bedford Township, Precinct 11						
Polling	2319	572	86	86 100.00%	0	0.00%
AVCB (if used)	2319	0	0	0 -	0	-
Total	2319	572	86	86 100.00%	0	0.00%
Bedford Township, Precinct 12						
Polling	1517	355	86	86 100.00%	0	0.00%
AVCB (if used)	1517	0	0	0 -	0	-
Total	1517	355	86	86 100.00%	0	0.00%
Bedford Township, Precinct 13						
Polling	1796	459	95	94 98.95%	1	1.05%
AVCB (if used)	1796	0	0	0 -	0	-
Total	1796	459	95	94 98.95%	1	1.05%
Bedford Township, Precinct 14						
Polling	1953	264	101	100 99.01%	1	0.99%
AVCB (if used)	1953	0	0	0 -	0	-
Total	1953	264	101	100 99.01%	1	0.99%
Berlin Charter Township, Precinct 1						
Polling	-	-	-	- -	-	-
AVCB (if used)	-	-	-	- -	-	-
Total	-	-	-	- -	-	-
Berlin Charter Township, Precinct 2						
Polling	-	-	-	- -	-	-
AVCB (if used)	-	-	-	- -	-	-
Total	-	-	-	- -	-	-
Berlin Charter Township, Precinct 3						
Polling	-	-	-	- -	-	-
AVCB (if used)	-	-	-	- -	-	-

Statement of Votes Cast
Monroe County, MI
2016 Primary Election
SOVC For Jurisdiction Wide, All Counters, All Races
Official Results

Date:08/05/16
Time:16:13:57
Page:748 of 1417

	DEM D56 St Rep					
	Reg. Voters	Times Counted	Total Votes	Tom Redmond (DEM)	Write-In Votes	
Total	-	-	-	-	-	-
Berlin Charter Township, Precinct 4						
Polling	-	-	-	-	-	-
AVCB (if used)	-	-	-	-	-	-
Total	-	-	-	-	-	-
Dundee Township, Precinct 1						
Polling	1995	229	84	84 100.00%	0	0.00%
AVCB (if used)	1995	0	0	0	0	-
Total	1995	229	84	84 100.00%	0	0.00%
Dundee Township, Precinct 2						
Polling	2240	262	84	84 100.00%	0	0.00%
AVCB (if used)	2240	0	0	0	0	-
Total	2240	262	84	84 100.00%	0	0.00%
Dundee Township, Precinct 3						
Polling	1353	180	49	49 100.00%	0	0.00%
AVCB (if used)	1353	0	0	0	0	-
Total	1353	180	49	49 100.00%	0	0.00%
Erie Township, Precinct 1						
Polling	1791	187	90	88 97.78%	2	2.22%
AVCB (if used)	1791	192	72	72 100.00%	0	0.00%
Total	1791	379	162	160 98.77%	2	1.23%
Erie Township, Precinct 2						
Polling	1549	93	36	36 100.00%	0	0.00%
AVCB (if used)	1549	114	45	45 100.00%	0	0.00%
Total	1549	207	81	81 100.00%	0	0.00%
Exeter Township, Precinct 1						
Polling	-	-	-	-	-	-
AVCB (if used)	-	-	-	-	-	-
Total	-	-	-	-	-	-
Exeter Township, Precinct 2						
Polling	-	-	-	-	-	-
AVCB (if used)	-	-	-	-	-	-
Total	-	-	-	-	-	-
Frenchtown Charter Township, Precinct 1						
Polling	-	-	-	-	-	-
AVCB (if used)	-	-	-	-	-	-
Total	-	-	-	-	-	-
Frenchtown Charter Township, Precinct 2						
Polling	-	-	-	-	-	-
AVCB (if used)	-	-	-	-	-	-
Total	-	-	-	-	-	-
Frenchtown Charter Township, Precinct 3						
Polling	-	-	-	-	-	-
AVCB (if used)	-	-	-	-	-	-
Total	-	-	-	-	-	-
Frenchtown Charter Township, Precinct 4						
Polling	-	-	-	-	-	-
AVCB (if used)	-	-	-	-	-	-
Total	-	-	-	-	-	-
Frenchtown Charter Township, Precinct 5						
Polling	-	-	-	-	-	-
AVCB (if used)	-	-	-	-	-	-
Total	-	-	-	-	-	-
Frenchtown Charter Township, Precinct 6						
Polling	-	-	-	-	-	-
AVCB (if used)	-	-	-	-	-	-
Total	-	-	-	-	-	-
Frenchtown Charter Township, Precinct 7						
Polling	-	-	-	-	-	-
AVCB (if used)	-	-	-	-	-	-

Statement of Votes Cast
 Monroe County, MI
 2016 Primary Election
 SOVC For Jurisdiction Wide, All Counters, All Races
 Official Results

Date: 08/05/16
 Time: 16:13:57
 Page: 749 of 1417

	DEM D56 St Rep					
	Reg. Voters	Times Counted	Total Votes	Tom Redmond (DEM)	Write-In Votes	
Total	-	-	-	-	-	-
Frenchtown Charter Township, Precinct 8	-	-	-	-	-	-
Polling	-	-	-	-	-	-
AVCB (if used)	-	-	-	-	-	-
Total	-	-	-	-	-	-
Frenchtown Charter Township, Precinct 9	-	-	-	-	-	-
Polling	-	-	-	-	-	-
AVCB (if used)	-	-	-	-	-	-
Total	-	-	-	-	-	-
Ida Township, Precinct 1	2054	281	94	93 98.94%	1	1.06%
Polling	2054	0	0	0	0	-
AVCB (if used)	2054	281	94	93 98.94%	1	1.06%
Total	2054	281	94	93 98.94%	1	1.06%
Ida Township, Precinct 2	1824	368	131	130 99.24%	1	0.76%
Polling	1824	0	0	0	0	-
AVCB (if used)	1824	368	131	130 99.24%	1	0.76%
Total	1824	368	131	130 99.24%	1	0.76%
LaSalle Township, Precinct 1	1730	183	73	73 100.00%	0	0.00%
Polling	1730	150	54	54 100.00%	0	0.00%
AVCB (if used)	1730	333	127	127 100.00%	0	0.00%
Total	1730	333	127	127 100.00%	0	0.00%
LaSalle Township, Precinct 2	2082	198	74	74 100.00%	0	0.00%
Polling	2082	175	60	60 100.00%	0	0.00%
AVCB (if used)	2082	373	134	134 100.00%	0	0.00%
Total	2082	373	134	134 100.00%	0	0.00%
London Township, Precinct 1	-	-	-	-	-	-
Polling	-	-	-	-	-	-
AVCB (if used)	-	-	-	-	-	-
Total	-	-	-	-	-	-
Milan Township, Precinct 1	1362	207	70	70 100.00%	0	0.00%
Polling	1362	0	0	0	0	-
AVCB (if used)	1362	207	70	70 100.00%	0	0.00%
Total	1362	207	70	70 100.00%	0	0.00%
Monroe Charter Township, Precinct 1	1369	103	55	55 100.00%	0	0.00%
Polling	1369	126	62	62 100.00%	0	0.00%
AVCB (if used)	1369	229	117	117 100.00%	0	0.00%
Total	1369	229	117	117 100.00%	0	0.00%
Monroe Charter Township, Precinct 2	1422	49	21	21 100.00%	0	0.00%
Polling	1422	54	37	37 100.00%	0	0.00%
AVCB (if used)	1422	103	58	58 100.00%	0	0.00%
Total	1422	103	58	58 100.00%	0	0.00%
Monroe Charter Township, Precinct 3	1054	135	57	57 100.00%	0	0.00%
Polling	1054	86	50	50 100.00%	0	0.00%
AVCB (if used)	1054	221	107	107 100.00%	0	0.00%
Total	1054	221	107	107 100.00%	0	0.00%
Monroe Charter Township, Precinct 4	2178	138	61	61 100.00%	0	0.00%
Polling	2178	130	68	68 100.00%	0	0.00%
AVCB (if used)	2178	268	129	129 100.00%	0	0.00%
Total	2178	268	129	129 100.00%	0	0.00%
Monroe Charter Township, Precinct 5	2364	177	90	90 100.00%	0	0.00%
Polling	2364	216	87	87 100.00%	0	0.00%
AVCB (if used)	2364	393	177	177 100.00%	0	0.00%
Total	2364	393	177	177 100.00%	0	0.00%
Monroe Charter Township, Precinct 6	67	146	63	63 100.00%	0	0.00%
Polling	67	122	41	41 100.00%	0	0.00%
AVCB (if used)	67	268	104	104 100.00%	0	0.00%
Total	67	268	104	104 100.00%	0	0.00%
Raisinville Township, Precinct 1	2188	128	41	41 100.00%	0	0.00%
Polling	2188	319	71	71 100.00%	0	0.00%
AVCB (if used)	2188	319	71	71 100.00%	0	0.00%

Statement of Votes Cast
Monroe County, MI
2016 Primary Election
SOVC For Jurisdiction Wide, All Counters, All Races
Official Results

Date:08/05/16
Time:16:13:57
Page:750 of 1417

	DEM D56 St Rep					
	Reg. Voters	Times Counted	Total Votes	Tom Redmond (DEM)	Write-In Votes	
Total	2188	447	112	112 100.00%	0	0.00%
Raisinville Township, Precinct 2						
Polling	2515	170	72	72 100.00%	0	0.00%
AVCB (if used)	2515	229	77	77 100.00%	0	0.00%
Total	2515	399	149	149 100.00%	0	0.00%
Summerfield Township, Precinct 1						
Polling	2465	228	59	59 100.00%	0	0.00%
AVCB (if used)	2465	0	0	0 -	0	-
Total	2465	228	59	59 100.00%	0	0.00%
Whiteford Township, Precinct 1						
Polling	2092	243	76	76 100.00%	0	0.00%
AVCB (if used)	2092	0	0	0 -	0	-
Total	2092	243	76	76 100.00%	0	0.00%
Whiteford Township, Precinct 2						
Polling	1687	185	31	31 100.00%	0	0.00%
AVCB (if used)	1687	0	0	0 -	0	-
Total	1687	185	31	31 100.00%	0	0.00%
Total						
Polling	65672	10432	2989	2981 99.73%	8	0.27%
AVCB (if used)	65672	1913	724	724 100.00%	0	0.00%
Total	65672	12345	3713	3705 99.78%	8	0.22%

MICHIGAN DEPARTMENT OF STATE
Bureau Of Elections
P.O. Box 20126
Lansing, Michigan 48901
Phone: (517) 373-2540

OFFICIAL COUNTY VOTE TOTALS

(Summary of County Canvasser's Statement)

Primary Election
Tuesday, August 2, 2016

County: **MONTCALM**

County Code: **(59)**

Return To: MICHIGAN DEPARTMENT OF STATE
Bureau Of Elections
P.O. Box 20126
Lansing, Michigan 48901
Phone: (517) 373-2540

IMPORTANT

FIVE STEPS FOR COMPLETION OF FORM

- 1.) Check for candidate name omissions on this form by comparing it against the candidate names printed on the county's ballots. If an omission is found, contact the Department of State's Bureau of Elections in Lansing.
- 2.) Enter all totals in words and numerals. Example: Three Hundred twenty-one (321). Do not fail to enter the county's Poll Book total below. When entering total number of votes cast for all candidates for a particular office, DO NOT include write-in votes cast for individuals who did not submit a Declaration of Intent form.
- 3.) Double check all entries for errors. There can be no discrepancies in the totals recorded on this form, the totals entered on the Official County Canvassers' Statement and the precinct results certified for your county. Complete accuracy is of extreme importance as the totals entered on this form represent the official record of the election.
- 4.) After completing the form, affix all required signatures and county seal on the last page.
- 5.) Mail the original copy of this form to the Department of State's Bureau of Elections as soon as it is completed.

POLL BOOK TOTAL

The TOTAL NUMBER OF PEOPLE voting at this election as shown by the POLL BOOK

was **NINE THOUSAND EIGHT HUNDRED FORTY FOUR**

(9844).

MICHIGAN DEPARTMENT OF STATE
Bureau Of Elections
P.O. Box 20126
Lansing, Michigan 48901
Phone: (517) 373-2540

OFFICIAL COUNTY VOTE TOTALS

(Summary of County Canvasser's Statement)

Primary Election

Tuesday, August 2, 2016

County: MONTCALM (59) (Office Code: 06003000):

3rd District Representative in Congress 2 Year Term (1) Position

		votes.	Number of Votes
REP	Amash, Justin	received FIVE HUNDRED FIFTY ONE	551
DEM	Smith, Douglas	received ONE HUNDRED FOURTEEN	114

The total number of votes cast for (Office Code: 06003000):

3rd District Representative in Congress 2 Year Term (1) Position

was SIX HUNDRED SIXTY FIVE

votes. 665
(Enter the sum of the votes cast for ONLY the candidates listed above. DO NOT include write-in votes cast for individuals who did not submit a Declaration of Intent form.)

MICHIGAN DEPARTMENT OF STATE
Bureau Of Elections
P.O. Box 20126
Lansing, Michigan 48901
Phone: (517) 373-2540

OFFICIAL COUNTY VOTE TOTALS

(Summary of County Canvasser's Statement)

Primary Election

Tuesday, August 2, 2016

County: MONTCALM (59) (Office Code: 06004000):

4th District Representative in Congress 2 Year Term (1) Position

			votes.	Number of Votes
REP	Moolenaar, John	received FIVE THOUSAND SEVEN HUNDRED SEVENTY FIVE		5775
DEM	Write-In Wirth, Debra	received FIFTY TWO		52

The total number of votes cast for (Office Code: 06004000):

4th District Representative in Congress 2 Year Term (1) Position

was FIVE THOUSAND EIGHT HUNDRED TWENTY SEVEN votes. 5827
(Enter the sum of the votes cast for ONLY the candidates listed above. DO NOT include write-in votes cast for individuals who did not submit a Declaration of Intent form.)

MICHIGAN DEPARTMENT OF STATE
Bureau Of Elections
P.O. Box 20126
Lansing, Michigan 48901
Phone: (517) 373-2540

OFFICIAL COUNTY VOTE TOTALS

(Summary of County Canvasser's Statement)

Primary Election

Tuesday, August 2, 2016

County: MONTCALM (59) (Office Code: 08070000):

70th District Representative in State Legislature 2 Year Term (1) Position

		votes.	Number of Votes
REP	Alexander, Gregory S.	received FIVE HUNDRED SIXTY SIX	566
REP	Lower, James A.	received THREE THOUSAND THREE HUNDRED TWENTY SEVEN	3327
REP	Mulholland, L. Charles	received ONE THOUSAND SEVENTY EIGHT	1078
REP	Putansu, Jeremy M.	received TWO HUNDRED THIRTY THREE	233
REP	Reyburn, Dale	received EIGHT HUNDRED NINETY THREE	893
REP	Van Kleeck, Michael	received ONE THOUSAND SIX HUNDRED TWENTY ONE	1621
DEM	Hart, Ken	received EIGHT HUNDRED SIXTY SIX	866

The total number of votes cast for (Office Code: 08070000):

70th District Representative in State Legislature 2 Year Term (1) Position

was EIGHT THOUSAND FIVE HUNDRED EIGHTY FOUR

(Enter the sum of the votes cast for ONLY the candidates listed above. DO NOT include write-in votes cast for individuals who did not submit a Declaration of Intent form.)

MICHIGAN DEPARTMENT OF STATE
Bureau Of Elections
P.O. Box 20126
Lansing, Michigan 48901
Phone: (517) 373-2540

OFFICIAL COUNTY VOTE TOTALS

(Summary of County Canvasser's Statement)

Primary Election

Tuesday, August 2, 2016

County: **MONTCALM (S9) (Office Code: 15008000):**

8th Circuit Judge of Circuit Court Incumbent 6 Year Term (1) Position

		votes.	Number of Votes
Finegood, Ronald L.	received ONE THOUSAND THREE HUNDRED THIRTY ONE		1331
Schafer, Ronald J.	received THREE THOUSAND NINE HUNDRED SEVENTEEN		3917
Tissue-Daws, Monica J.	received TWO THOUSAND FOUR HUNDRED FIVE		2405

The total number of votes cast for (Office Code: 15008000):

8th Circuit Judge of Circuit Court Incumbent 6 Year Term (1) Position

was **SEVEN THOUSAND SIX HUNDRED FIFTY THREE** votes.
(Enter the sum of the votes cast for ONLY the candidates listed above. DO NOT include write-in votes cast for individuals who did not submit a Declaration of Intent form.)

7653

MICHIGAN DEPARTMENT OF STATE
Bureau Of Elections
P.O. Box 20126
Lansing, Michigan 48901
Phone: (517) 373-2540

OFFICIAL COUNTY VOTE TOTALS

(Summary of County Canvasser's Statement)

Primary Election

Tuesday, August 2, 2016

State of Michigan County of MONTCALM ss.

We Hereby Certify, That the foregoing is a correct transcript of the Statement of the Board of County Canvassers, of the County of MONTCALM, of the votes given in such County for the indicated candidates at the Primary Election held on Tuesday, August 2, 2016, as appears from the original statement on file in the office of the County Clerk.

In Witness Whereof, we have hereunto set our hands and caused to be affixed the Seal of the Circuit Court for the County of MONTCALM this 04 day of August, 2016.

Jackie Champlin Shula Sharrod
Board of County

Canvassers'

Signatures

Anna Morse Phil Hansen

Attest:

Tim O'neal

Clerk of the Board of County Canvassers

(Seal)

01 = REGISTERED VOTERS - TOTAL
02 = BALLOTS CAST - TOTAL

TOTAL PERCENT

03 = VOTER TURNOUT - TOTAL

TOTAL PERCENT
23.30

01 02 03

0001 Belvidere Township, Pct 1	1557	418	26.85
0002 Bloomer Township, Pct 1	826	195	23.61
0003 Bushnell Township, Pct 1	1049	250	23.83
0004 Cato Township, Pct 1	2017	491	24.34
0005 Crystal Township, Pct 1	1872	449	23.99
0006 Day Township, Pct 1	777	216	27.80
0007 Douglass Township, Pct 1	1702	484	28.44
0008 Eureka Township, Pct 1	1372	413	30.10
0009 Eureka Township, Pct 2	1487	442	29.72
0010 Evergreen Township, Pct 1	1196	287	24.00
0011 Evergreen Township, Pct 2	921	282	30.62
0012 Fairplain Township, Pct 1	1283	346	26.97
0013 Ferris Township, Pct 1	943	184	19.51
0014 Home Township, Pct 1	1847	414	22.41
0015 Maple Valley Twp, Pct 1	641	164	25.59
0016 Maple Valley Twp, Pct 2	716	193	26.96
0017 Montcalm Township, Pct 1	2472	585	23.67
0018 Pierson Township, Pct 1	2342	393	16.78
0019 Pine Township, Pct 1	1208	298	24.67
0020 Reynolds Township, Pct 1	2000	347	17.35
0021 Reynolds Township, Pct 2	1527	229	15.00
0022 Richland Township, Pct 1	1999	407	20.36
0023 Sidney Township, Pct 1	1889	658	34.83
0024 Winfield Township, Pct 1	1533	318	20.74
0025 Carson City, Pct 1	774	147	18.99
0026 Greenville, Pct 1	1421	209	14.71
0027 Greenville, Pct 2	1497	293	19.57
0028 Greenville, Pct 3	1511	373	24.69
0029 Greenville, Pct 4	1073	146	13.61
0030 Stanton, Pct 1	791	213	26.93

12785 JYXND/00110577
0016X09 - 0 - 0016X10
0016X10/0016X10
0016X10/0016X10

REPRESENTATIVE IN CONGRESS 3RD DISTRICT

Vote for not more than 1

01 = Justin Amash

02 = WRITE-IN

01	02
269	3
282	2
0	0
0	0
0027 Greenville, Pct 2	
0026 Greenville, Pct 1	
0009 Eureka Township, Pct 2	
0008 Eureka Township, Pct 1	

VOTES PERCENT

551 99.10
5 .90

OFFICIAL RESULTS

August 2, 2016
Primary Election
Montcalm County, MI
Democratic

RUN DATE:08/03/16 11:29 AM

NUMBERED KEY CANVASS

VOTES PERCENT

114 100.00
0

REPRESENTATIVE IN CONGRESS 3RD DISTRICT

Vote for not more than 1

01 = Douglas Smith

02 = WRITE-IN

0008 Eureka Township, Pct 1	54	0
0009 Eureka Township, Pct 2	60	0
0026 Greenville, Pct 1	0	0
0027 Greenville, Pct 2	0	0

REPRESENTATIVE IN CONGRESS 4TH DISTRICT

Vote for not more than 1

01 = John Moolenaar

02 = WRITE-IN

VOTES PERCENT

5,775 99.36
37 .64

01 02

0001 Belvidere Township, Pct 1	231	2
0002 Bloomer Township, Pct 1	147	0
0003 Bushnell Township, Pct 1	169	1
0004 Cato Township, Pct 1	288	0
0005 Crystal Township, Pct 1	286	1
0006 Day Township, Pct 1	150	1
0007 Douglass Township, Pct 1	314	1
0010 Evergreen Township, Pct 1	181	0
0011 Evergreen Township, Pct 2	174	1
0012 Fairplain Township, Pct 1	232	3
0013 Ferris Township, Pct 1	127	1
0014 Home Township, Pct 1	267	0
0015 Maple Valley Twp, Pct 1	134	1
0016 Maple Valley Twp, Pct 2	128	1
0017 Montcalm Township, Pct 1	350	5
0018 Persson Township, Pct 1	255	3
0019 Pine Township, Pct 1	174	2
0020 Reynolds Township, Pct 1	252	0
0021 Reynolds Township, Pct 2	150	4
0022 Richland Township, Pct 1	263	1
0023 Sidney Township, Pct 1	395	3
0024 Winfield Township, Pct 1	221	1
0025 Carson City, Pct 1	95	0
0026 Greenville, Pct 1	135	4
0027 Greenville, Pct 2	173	0
0028 Greenville, Pct 3	254	0
0029 Greenville, Pct 4	97	1
0030 Stanton, Pct 1	133	0

REPRESENTATIVE IN CONGRESS 4TH DISTRICT
Vote for not more than 1
01 = WRITE-IN

278 100.00

VOTES PERCENT

01

0001 Belvidere Township, Pct 1 22
0002 Bloomer Township, Pct 1 3
0003 Bushnell Township, Pct 1 8
0004 Cato Township, Pct 1 17
0005 Crystal Township, Pct 1 10
0006 Day Township, Pct 1 5
0007 Douglass Township, Pct 1 19
0010 Evergreen Township, Pct 1 6
0011 Evergreen Township, Pct 2 5
0012 Fairplains Township, Pct 1 14
0013 Ferris Township, Pct 1 7
0014 Home Township, Pct 1 18
0015 Maple Valley Twp, Pct 1 1
0016 Maple Valley Twp, Pct 2 2
0017 Montcalm Township, Pct 1 9
0018 Pierson Township, Pct 1 11
0019 Pine Township, Pct 1 15
0020 Reynolds Township, Pct 1 9
0021 Reynolds Township, Pct 2 7
0022 Richland Township, Pct 1 10
0023 Sidney Township, Pct 1 15
0024 Winfield Township, Pct 1 8
0025 Carson City, Pct 1 4
0026 Greenville, Pct 1 9
0027 Greenville, Pct 2 19
0028 Greenville, Pct 3 12
0029 Greenville, Pct 4 6
0030 Stanton, Pct 1 7

REPRESENTATIVE IN STATE LEGISLATURE

Vote for not more than 1

01 = Gregory S. Alexander

02 = James A. Lower

03 = L. Charles Mulholland

04 = Jeremy M. Putansu

VOTES PERCENT

VOTES PERCENT

566 7.32
3,327 43.02
1,078 13.94
233 3.01
07 = WRITE-IN
06 = Michael Van Kleeck
05 = Dale Reyburn
15 11.55
893 20.96
15 .19

0001	Belvidere Township, Pct 1	15	152	24	12	13	56	0
0002	Bloomer Township, Pct 1	8	90	22	1	14	37	0
0003	Bushnell Township, Pct 1	26	93	25	4	15	37	0
0004	Cato Township, Pct 1	14	223	48	6	29	58	0
0005	Crystal Township, Pct 1	29	160	39	10	36	85	0
0006	Day Township, Pct 1	14	85	29	6	6	46	0
0007	Douglas Township, Pct 1	45	182	34	4	28	110	0
0008	Eureka Township, Pct 1	12	106	46	5	67	46	0
0009	Eureka Township, Pct 2	17	112	45	3	56	82	0
0010	Evergreen Township, Pct 1	33	84	32	6	15	72	0
0011	Evergreen Township, Pct 2	36	96	25	4	28	38	1
0012	Fairplay Township, Pct 1	22	98	35	3	33	93	2
0013	Ferris Township, Pct 1	13	90	7	20	5	20	0
0014	Home Township, Pct 1	27	165	33	20	14	65	1
0015	Maple Valley Twp, Pct 1	2	49	44	2	14	36	0
0016	Maple Valley Twp, Pct 2	5	69	45	2	23	16	0
0017	Montcalm Township, Pct 1	34	171	66	7	59	121	0
0018	Pierston Township, Pct 1	15	142	50	6	48	36	1
0019	Pine Township, Pct 1	7	101	45	8	17	40	2
0020	Reynolds Township, Pct 1	9	143	57	2	43	33	0
0021	Reynolds Township, Pct 2	13	131	26	2	30	17	0
0022	Richland Township, Pct 1	13	131	39	57	28	68	2
0023	Sidney Township, Pct 1	87	186	52	11	41	142	0
0024	Winfield Township, Pct 1	8	127	36	5	40	43	1
0025	Carson City, Pct 1	11	43	16	3	9	28	0
0026	Greenville, Pct 1	4	60	26	1	45	34	1
0027	Greenville, Pct 2	7	70	40	7	37	41	1
0028	Greenville, Pct 3	11	99	67	10	61	44	0
0029	Greenville, Pct 4	12	30	15	1	30	28	3
0030	Stanton, Pct 1	17	84	10	5	9	49	0

01 = Ken Hart
 02 = WRITE-IN
 Vote for not more than 1
 REPRESENTATIVE IN STATE LEGISLATURE

VOTES PERCENT

866 99.43
 5 .57

01 02

0001	Belvidere Township, Pct 1	76	0
0002	Bloomer Township, Pct 1	7	0
0003	Bushnell Township, Pct 1	15	0
0004	Cato Township, Pct 1	42	0
0005	Crystal Township, Pct 1	28	0
0006	Day Township, Pct 1	11	0
0007	Douglass Township, Pct 1	30	1
0008	Eureka Township, Pct 1	53	0
0009	Eureka Township, Pct 2	60	0
0010	Evergreen Township, Pct 1	11	0
0011	Evergreen Township, Pct 2	14	0
0012	Fairplay Township, Pct 1	25	0
0013	Ferris Township, Pct 1	14	0
0014	Home Township, Pct 1	45	0
0015	Maple Valley Twp, Pct 1	4	0
0016	Maple Valley Twp, Pct 2	5	0
0017	Montcalm Township, Pct 1	34	0
0018	Pierson Township, Pct 1	51	0
0019	Pine Township, Pct 1	44	0
0020	Reynolds Township, Pct 1	29	1
0021	Reynolds Township, Pct 2	24	0
0022	Richland Township, Pct 1	38	0
0023	Sidney Township, Pct 1	52	0
0024	Winfield Township, Pct 1	29	0
0025	Carson City, Pct 1	10	1
0026	Greenville, Pct 1	19	0
0027	Greenville, Pct 2	43	0
0028	Greenville, Pct 3	32	0
0029	Greenville, Pct 4	11	0
0030	Stanton, Pct 1	10	2

M J T

o . i

n s

R L F

i s W

o . i R J S c u R

n o . c a e I

a n h . T

j g a f D E

d o l a I

d e r s N

0001 Belvidere Township, Pct 1

0002 Bloomer Township, Pct 1

0003 Bushnell Township, Pct 1

0004 Cato Township, Pct 1

0005 Crystal Township, Pct 1

0006 Day Township, Pct 1

0007 Douglass Township, Pct 1

0008 Eureka Township, Pct 1

0009 Eureka Township, Pct 2

0010 Evergreen Township, Pct 1

0011 Evergreen Township, Pct 2

0012 Fairplain Township, Pct 1

0013 Ferris Township, Pct 1

0014 Home Township, Pct 1

0015 Maple Valley Twp, Pct 1

0016 Maple Valley Twp, Pct 2

0017 Montcalm Township, Pct 1

0018 Pierson Township, Pct 1

0019 Pine Township, Pct 1

0020 Reynolds Township, Pct 1

0021 Reynolds Township, Pct 2

0022 Richland Township, Pct 1

0023 Sidney Township, Pct 1

0024 Winfield Township, Pct 1

0025 Carson City, Pct 1

0026 Greenville, Pct 1

0027 Greenville, Pct 2

0028 Greenville, Pct 3

0029 Greenville, Pct 4

0030 Stanton, Pct 1

CANDIDATE TOTALS

CANDIDATE PERCENT

48	1331	3917	2405	15
17.35	38	97	53	0
	32	44	37	0
	42	155	81	0
	41	107	67	0
	19	90	40	0
	7	76	32	0
	48	156	56	0
	83	291	156	0
	44	122	138	2
	28	95	54	1
	23	142	74	1
	55	115	70	1
	33	150	82	0
	114	208	128	1
	33	71	36	1
	17	74	40	0
	45	152	115	1
	37	56	60	0
	55	130	87	1
	33	118	85	1
	54	112	77	0
	40	182	107	0
	43	179	89	0
	83	198	120	2
	23	94	66	0
	83	177	117	0
	83	185	126	1
	34	101	45	1
	13	108	39	0
	128	132	128	1

ERM		
1	BELVIDERE	3
2	BLOOMER	0
3	BUSHNELL	0
4	CATO	6
5	CRYSTAL	3
6	DAY	0
7	DOUGLASS	3
8	EUREKA 1	0
9	EUREKA 2	0
10	EVERGREEN 1	1
11	EVERGREEN 2	0
12	FAIRPLAINS	8
13	FERRIS	1
14	HOME	1
15	MAPLE VALLEY 1	0
16	MAPLE VALLEY 2	1
17	MONTCALM	4
18	PIERSON	0
19	PINE	0
20	REYNOLDS 1	2
21	REYNOLDS 2	1
22	RICHLAND	2
23	SIDNEY	4
24	WINFIELD	2
25	CARSON CITY	0
26	GREENVILLE 1	1
27	GREENVILLE 2	6
28	GREENVILLE 3	0
29	GREENVILLE 4	2
30	STANTON	1
TOWNSHIP/ CITY		Write In Debra Wirth, Democrat 4th Congressional District Representative

W

Statement of Votes Cast
Montmorency County, MI
2016 General Primary

Date:08/03/16
Time:09:02:06
Page:1 of 111

SOVC For Jurisdiction Wide, All Counters, All Races

	TURN OUT		
	Reg. Voters	Cards Cast	% Turnout
Jurisdiction Wide			
Albert Township, Precinct 1	2101	775	36.89%
Avery Township, Precinct 1	552	158	28.62%
Briley Township, Precinct 1	1643	518	31.53%
Hillman Township, Precinct 1	1565	384	24.54%
Loud Township, Precinct 1	243	76	31.28%
Montmorency Township, Precinct 1	523	137	26.20%
Montmorency Township, Precinct 2	439	171	38.95%
Rust Township, Precinct 1	397	113	28.46%
Vienna Township, Precinct 1	455	150	32.97%
Total	7918	2482	31.35%

2016 AUG 03 09:02:06

2016 AUG 03 09:02:06

2016 AUG 03 09:02:06

Statement of Votes Cast
Montmorency County, MI
2016 General Primary

Date:08/03/16
Time:09:02:06
Page:2 of 111

SOVC For Jurisdiction Wide, All Counters, All Races

	REP D1 Rep in Congress									
	Reg. Voters	Times Counted	Total Votes	↓ Jason Allen (REP)		↓ Jack Bergman (REP)		↓ Tom Casperson (REP)		Write-In Votes
Jurisdiction Wide										
Albert Township, Precinct 1	2101	775	574	183	31.88%	232	40.42%	155	27.00%	4 0.70%
Avery Township, Precinct 1	552	158	118	39	33.05%	52	44.07%	27	22.88%	0 0.00%
Briley Township, Precinct 1	1643	518	382	109	28.53%	187	48.95%	82	21.47%	4 1.05%
Hillman Township, Precinct 1	1565	384	250	88	35.20%	93	37.20%	69	27.30%	0 0.00%
Loud Township, Precinct 1	243	76	53	11	20.75%	33	62.26%	9	16.98%	0 0.00%
Montmorency Township, Precinct 1	523	137	97	35	36.08%	42	43.30%	20	20.62%	0 0.00%
Montmorency Township, Precinct 2	439	171	130	33	25.38%	67	51.54%	30	23.08%	0 0.00%
Rust Township, Precinct 1	397	113	81	21	25.93%	39	48.15%	21	25.93%	0 0.00%
Vienna Township, Precinct 1	455	150	111	44	39.64%	44	39.64%	23	20.72%	0 0.00%
Total	7918	2482	1796	563	31.35%	789	43.93%	436	24.28%	8 0.45%

Statement of Votes Cast
Montmorency County, MI
2016 General Primary

Date:08/03/16
Time:09:02:07
Page:54 of 111

SOVC For Jurisdiction Wide, All Counters, All Races

	DEM D1 Rep in Congress							
	Reg. Voters	Times Counted	Total Votes	Jerry Cannon (DEM)		Lon Johnson (DEM)		Write-In Votes
Jurisdiction Wide								
Albert Township, Precinct 1	2101	775	62	21	33.87%	41	66.13%	0 0.00%
Avery Township, Precinct 1	552	158	16	5	31.25%	11	68.75%	0 0.00%
Briley Township, Precinct 1	1643	518	63	18	28.57%	44	69.84%	1 1.59%
Hillman Township, Precinct 1	1565	384	70	27	38.57%	41	58.57%	2 2.86%
Loud Township, Precinct 1	243	76	10	7	70.00%	3	30.00%	0 0.00%
Montmorency Township, Precinct 1	523	137	33	13	39.39%	20	60.61%	0 0.00%
Montmorency Township, Precinct 2	439	171	25	11	44.00%	14	56.00%	0 0.00%
Rust Township, Precinct 1	397	113	13	3	23.08%	10	76.92%	0 0.00%
Vienna Township, Precinct 1	455	150	16	11	68.75%	5	31.25%	0 0.00%
Total	7918	2482	308	116	37.66%	189	61.36%	3 0.97%

Statement of Votes Cast
Montmorency County, MI
2016 General Primary

Date:08/03/16
Time:09:02:06
Page:3 of 111

SOVC For Jurisdiction Wide, All Counters, All Races

	REP D105 Representative						
	Reg. Voters	Times Counted	Total Votes	Triston S. Cole (REP)		Write-In Votes	
Jurisdiction Wide							
Albert Township, Precinct 1	2101	775	515	503	97.67%	12	2.33%
Avery Township, Precinct 1	552	158	101	101	100.00%	0	0.00%
Briley Township, Precinct 1	1643	518	353	352	99.72%	1	0.28%
Hillman Township, Precinct 1	1565	384	221	220	99.55%	1	0.45%
Loud Township, Precinct 1	243	76	47	46	97.87%	1	2.13%
Montmorency Township, Precinct 1	523	137	82	82	100.00%	0	0.00%
Montmorency Township, Precinct 2	439	171	116	116	100.00%	0	0.00%
Rust Township, Precinct 1	397	113	73	73	100.00%	0	0.00%
Vienna Township, Precinct 1	455	150	99	99	100.00%	0	0.00%
Total	7918	2482	1607	1592	99.07%	15	0.93%

Statement of Votes Cast
Montmorency County, MI
2016 General Primary

Date:08/03/16
Time:09:02:07
Page:55 of 111

SOVC For Jurisdiction Wide, All Counters, All Races

	DEM D105 Representative					
	Reg. Voters	Times Counted	Total Votes	Wyatt Knight (DEM)	Write-In Votes	
Jurisdiction Wide						
Albert Township, Precinct 1	2101	775	53	53 100.00%	0	0.00%
Avery Township, Precinct 1	552	158	15	15 100.00%	0	0.00%
Briley Township, Precinct 1	1643	518	51	50 98.04%	1	1.96%
Hillman Township, Precinct 1	1565	384	61	61 100.00%	0	0.00%
Loud Township, Precinct 1	243	76	10	10 100.00%	0	0.00%
Montmorency Township, Precinct 1	523	137	29	29 100.00%	0	0.00%
Montmorency Township, Precinct 2	439	171	22	22 100.00%	0	0.00%
Rust Township, Precinct 1	397	113	12	12 100.00%	0	0.00%
Vienna Township, Precinct 1	455	150	15	15 100.00%	0	0.00%
Total	7918	2482	268	267 99.63%	1	0.37%

Statement of Votes Cast
Montmorency County, MI
2016 General Primary

Date:08/03/16
Time:09:02:06
Page:4 of 111

SOVC For Jurisdiction Wide, All Counters, All Races

	REP Prosecuting Attorney					
	Reg. Voters	Times Counted	Total Votes	Vicki P. Kundinger (REP)	Write-In Votes	
Jurisdiction Wide						
Albert Township, Precinct 1	2101	775	516	508 98.45%	8 1.55%	
Avery Township, Precinct 1	552	158	100	98 98.00%	2 2.00%	
Briley Township, Precinct 1	1643	518	338	336 99.41%	2 0.59%	
Hillman Township, Precinct 1	1565	384	208	206 99.04%	2 0.96%	
Loud Township, Precinct 1	243	76	48	46 95.83%	2 4.17%	
Montmorency Township, Precinct 1	523	137	71	71 100.00%	0 0.00%	
Montmorency Township, Precinct 2	439	171	113	113 100.00%	0 0.00%	
Rust Township, Precinct 1	397	113	74	72 97.30%	2 2.70%	
Vienna Township, Precinct 1	455	150	96	96 100.00%	0 0.00%	
Total	7918	2482	1564	1546 98.85%	18 1.15%	

Statement of Votes Cast
Montmorency County, MI
2016 General Primary

Date:08/03/16
Time:09:02:06
Page:5 of 111

SOVC For Jurisdiction Wide, All Counters, All Races

	REP County Sheriff							
	Reg. Voters	Times Counted	Total Votes	Chad Brown (REP)		David Wagner (REP)		Write-In Votes
Jurisdiction Wide								
Albert Township, Precinct 1	2101	775	632	395	62.50%	237	37.50%	0 0.00%
Avery Township, Precinct 1	552	158	134	104	77.61%	30	22.39%	0 0.00%
Briley Township, Precinct 1	1643	518	442	379	85.75%	62	14.03%	1 0.23%
Hillman Township, Precinct 1	1565	384	273	219	80.22%	54	19.78%	0 0.00%
Loud Township, Precinct 1	243	76	60	47	78.33%	13	21.67%	0 0.00%
Montmorency Township, Precinct 1	523	137	97	74	76.29%	23	23.71%	0 0.00%
Montmorency Township, Precinct 2	439	171	141	123	87.23%	17	12.06%	1 0.71%
Rust Township, Precinct 1	397	113	90	76	84.44%	14	15.56%	0 0.00%
Vienna Township, Precinct 1	455	150	115	89	77.39%	25	21.74%	1 0.87%
Total	7918	2482	1984	1506	75.91%	475	23.94%	3 0.15%

Statement of Votes Cast
Montmorency County, MI
2016 General Primary

SOVC For Jurisdiction Wide, All Counters, All Races

Date:08/03/16
Time:09:02:06
Page:6 of 111

	REP County Clerk					
	Reg. Voters	Times Counted	Total Votes	Cheryl A. Neilsen (REP)	Write-In Votes	
Jurisdiction Wide						
Albert Township, Precinct 1	2101	775	518	511 98.65%	7 1.35%	
Avery Township, Precinct 1	552	158	103	101 98.06%	2 1.94%	
Briley Township, Precinct 1	1643	518	363	362 99.72%	1 0.28%	
Hillman Township, Precinct 1	1565	384	222	221 99.55%	1 0.45%	
Loud Township, Precinct 1	243	76	49	49 100.00%	0 0.00%	
Montmorency Township, Precinct 1	523	137	77	77 100.00%	0 0.00%	
Montmorency Township, Precinct 2	439	171	120	120 100.00%	0 0.00%	
Rust Township, Precinct 1	397	113	80	79 98.75%	1 1.25%	
Vienna Township, Precinct 1	455	150	102	102 100.00%	0 0.00%	
Total	7918	2482	1634	1622 99.27%	12 0.73%	

Statement of Votes Cast
Montmorency County, MI
2016 General Primary

Date:08/03/16
Time:09:02:06
Page:7 of 111

SOVC For Jurisdiction Wide, All Counters, All Races

	REP County Treasurer					
	Reg. Voters	Times Counted	Total Votes	Jean M. Klein (REP)	Write-In Votes	
Jurisdiction Wide						
Albert Township, Precinct 1	2101	775	520	513 98.65%	7 1.35%	
Avery Township, Precinct 1	552	158	104	102 98.08%	2 1.92%	
Briley Township, Precinct 1	1643	518	336	332 98.81%	4 1.19%	
Hillman Township, Precinct 1	1565	384	218	217 99.54%	1 0.46%	
Loud Township, Precinct 1	243	76	48	47 97.92%	1 2.08%	
Montmorency Township, Precinct 1	523	137	74	74 100.00%	0 0.00%	
Montmorency Township, Precinct 2	439	171	117	116 99.15%	1 0.85%	
Rust Township, Precinct 1	397	113	78	77 98.72%	1 1.28%	
Vienna Township, Precinct 1	455	150	100	100 100.00%	0 0.00%	
Total	7918	2482	1595	1578 98.93%	17 1.07%	

Statement of Votes Cast
Montmorency County, MI
2016 General Primary

Date:08/03/16
Time:09:02:06
Page:8 of 111

SOVC For Jurisdiction Wide, All Counters, All Races

	REP Register of Deeds					
	Reg. Voters	Times Counted	Total Votes	Teresa L. Walker (REP)	Write-In Votes	
Jurisdiction Wide						
Albert Township, Precinct 1	2101	775	516	511 99.03%	5	0.97%
Avery Township, Precinct 1	552	158	100	100 100.00%	0	0.00%
Briley Township, Precinct 1	1643	518	369	368 99.73%	1	0.27%
Hillman Township, Precinct 1	1565	384	225	225 100.00%	0	0.00%
Loud Township, Precinct 1	243	76	48	48 100.00%	0	0.00%
Montmorency Township, Precinct 1	523	137	78	78 100.00%	0	0.00%
Montmorency Township, Precinct 2	439	171	114	114 100.00%	0	0.00%
Rust Township, Precinct 1	397	113	79	78 98.73%	1	1.27%
Vienna Township, Precinct 1	455	150	101	101 100.00%	0	0.00%
Total	7918	2482	1630	1623 99.57%	7	0.43%

Statement of Votes Cast
Montmorency County, MI
2016 General Primary

Date:08/03/16
Time:09:02:06
Page:9 of 111

SOVC For Jurisdiction Wide, All Counters, All Races

	REP Road Commissioner					
	Reg. Voters	Times Counted	Total Votes	Ted Orr (REP)		Write-In Votes
Jurisdiction Wide						
Albert Township, Precinct 1	2101	775	509	501	98.43%	8 1.57%
Avery Township, Precinct 1	552	158	97	96	98.97%	1 1.03%
Briley Township, Precinct 1	1643	518	336	334	99.40%	2 0.60%
Hillman Township, Precinct 1	1565	384	215	214	99.53%	1 0.47%
Loud Township, Precinct 1	243	76	47	47	100.00%	0 0.00%
Montmorency Township, Precinct 1	523	137	75	75	100.00%	0 0.00%
Montmorency Township, Precinct 2	439	171	116	116	100.00%	0 0.00%
Rust Township, Precinct 1	397	113	74	74	100.00%	0 0.00%
Vienna Township, Precinct 1	455	150	98	98	100.00%	0 0.00%
Total	7918	2482	1567	1555	99.23%	12 0.77%

Statement of Votes Cast
Montmorency County, MI
2016 General Primary

Date:08/03/16
Time:09:02:06
Page:10 of 111

SOVC For Jurisdiction Wide, All Counters, All Races

	REP D1 Commissioner			
	Reg. Voters	Times Counted	Total Votes	Write-In Votes
Jurisdiction Wide				
Albert Township, Precinct 1	-	-	-	-
Avery Township, Precinct 1	-	-	-	-
Briley Township, Precinct 1	-	-	-	-
Hillman Township, Precinct 1	223	65	1	1 100.00%
Loud Township, Precinct 1	-	-	-	-
Montmorency Township, Precinct 1	523	137	6	6 100.00%
Montmorency Township, Precinct 2	439	171	18	18 100.00%
Rust Township, Precinct 1	-	-	-	-
Vienna Township, Precinct 1	455	150	6	6 100.00%
Total	1640	523	31	31 100.00%

Statement of Votes Cast
Montmorency County, MI
2016 General Primary

Date:08/03/16
Time:09:02:06
Page:11 of 111

SOVC For Jurisdiction Wide, All Counters, All Races

	REP D2 Commissioner					
	Reg. Voters	Times Counted	Total Votes	Don Edwards (REP)		Write-In Votes
Jurisdiction Wide						
Albert Township, Precinct 1	-	-	-	-	-	-
Avery Township, Precinct 1	-	-	-	-	-	-
Briley Township, Precinct 1	1643	518	368	364	98.91%	4 1.09%
Hillman Township, Precinct 1	-	-	-	-	-	-
Loud Township, Precinct 1	-	-	-	-	-	-
Montmorency Township, Precinct 1	-	-	-	-	-	-
Montmorency Township, Precinct 2	-	-	-	-	-	-
Rust Township, Precinct 1	-	-	-	-	-	-
Vienna Township, Precinct 1	-	-	-	-	-	-
Total	1643	518	368	364	98.91%	4 1.09%

Statement of Votes Cast
Montmorency County, MI
2016 General Primary

Date:08/03/16
Time:09:02:06
Page:12 of 111

SOVC For Jurisdiction Wide, All Counters, All Races

	REP D3 Commissioner					
	Reg. Voters	Times Counted	Total Votes	Daryl Peterson (REP)		Write-In Votes
Jurisdiction Wide						
Albert Township, Precinct 1	-	-	-	-	-	-
Avery Township, Precinct 1	-	-	-	-	-	-
Briley Township, Precinct 1	-	-	-	-	-	-
Hillman Township, Precinct 1	1342	319	186	185	99.46%	1 0.54%
Loud Township, Precinct 1	-	-	-	-	-	-
Montmorency Township, Precinct 1	-	-	-	-	-	-
Montmorency Township, Precinct 2	-	-	-	-	-	-
Rust Township, Precinct 1	-	-	-	-	-	-
Vienna Township, Precinct 1	-	-	-	-	-	-
Total	1342	319	186	185	99.46%	1 0.54%

Statement of Votes Cast
Montmorency County, MI
2016 General Primary

Date:08/03/16
Time:09:02:06
Page:13 of 111

SOVC For Jurisdiction Wide, All Counters, All Races

	REP D4 Commissioner					
	Reg. Voters	Times Counted	Total Votes	Gene Thornton (REP)	Write-In Votes	
Jurisdiction Wide						
Albert Township, Precinct 1	1711	622	425	419 98.59%	6 1.41%	
Avery Township, Precinct 1	-	-	-	-	-	-
Briley Township, Precinct 1	-	-	-	-	-	-
Hillman Township, Precinct 1	-	-	-	-	-	-
Loud Township, Precinct 1	-	-	-	-	-	-
Montmorency Township, Precinct 1	-	-	-	-	-	-
Montmorency Township, Precinct 2	-	-	-	-	-	-
Rust Township, Precinct 1	-	-	-	-	-	-
Vienna Township, Precinct 1	-	-	-	-	-	-
Total	1711	622	425	419 98.59%	6 1.41%	

Statement of Votes Cast
Montmorency County, MI
2016 General Primary

Date:08/03/16
Time:09:02:06
Page:14 of 111

SOVC For Jurisdiction Wide, All Counters, All Races

	REP D5 Commissioner						
	Reg. Voters	Times Counted	Total Votes	Stacy Carroll (REP)		Write-In Votes	
Jurisdiction Wide							
Albert Township, Precinct 1	390	153	101	93	92.08%	8	7.92%
Avery Township, Precinct 1	552	158	94	92	97.87%	2	2.13%
Briley Township, Precinct 1	-	-	-	-	-	-	-
Hillman Township, Precinct 1	-	-	-	-	-	-	-
Loud Township, Precinct 1	243	76	44	44	100.00%	0	0.00%
Montmorency Township, Precinct 1	-	-	-	-	-	-	-
Montmorency Township, Precinct 2	-	-	-	-	-	-	-
Rust Township, Precinct 1	397	113	66	64	96.97%	2	3.03%
Vienna Township, Precinct 1	-	-	-	-	-	-	-
Total	1582	500	305	293	96.07%	12	3.93%

Statement of Votes Cast
Montmorency County, MI
2016 General Primary

Date:08/03/16
Time:09:02:06
Page:15 of 111

SOVC For Jurisdiction Wide, All Counters, All Races

REP Albert Twp Supervisor									
	Reg. Voters	Times Counted	Total Votes	Mike Dombrowski (REP)		John Scott (REP)		Write-In Votes	
Jurisdiction Wide									
Albert Township, Precinct 1	2101	775	613	415	67.70%	185	30.18%	13	2.12%
Avery Township, Precinct 1	-	-	-	-	-	-	-	-	-
Briley Township, Precinct 1	-	-	-	-	-	-	-	-	-
Hillman Township, Precinct 1	-	-	-	-	-	-	-	-	-
Loud Township, Precinct 1	-	-	-	-	-	-	-	-	-
Montmorency Township, Precinct 1	-	-	-	-	-	-	-	-	-
Montmorency Township, Precinct 2	-	-	-	-	-	-	-	-	-
Rust Township, Precinct 1	-	-	-	-	-	-	-	-	-
Vienna Township, Precinct 1	-	-	-	-	-	-	-	-	-
Total	2101	775	613	415	67.70%	185	30.18%	13	2.12%

Statement of Votes Cast
Montmorency County, MI
2016 General Primary

Date:08/03/16
Time:09:02:06
Page:16 of 111

SOVC For Jurisdiction Wide, All Counters, All Races

	REP Albert Twp Clerk							
	Reg. Voters	Times Counted	Total Votes	Judy Athan (REP)		Christine St. George (REP)		Write-In Votes
Jurisdiction Wide								
Albert Township, Precinct 1	2101	775	638	385	60.34%	252	39.50%	1 0.16%
Avery Township, Precinct 1	-	-	-	-	-	-	-	-
Briley Township, Precinct 1	-	-	-	-	-	-	-	-
Hillman Township, Precinct 1	-	-	-	-	-	-	-	-
Loud Township, Precinct 1	-	-	-	-	-	-	-	-
Montmorency Township, Precinct 1	-	-	-	-	-	-	-	-
Montmorency Township, Precinct 2	-	-	-	-	-	-	-	-
Rust Township, Precinct 1	-	-	-	-	-	-	-	-
Vienna Township, Precinct 1	-	-	-	-	-	-	-	-
Total	2101	775	638	385	60.34%	252	39.50%	1 0.16%

Statement of Votes Cast
Montmorency County, MI
2016 General Primary

Date:08/03/16
Time:09:02:06
Page:17 of 111

SOVC For Jurisdiction Wide, All Counters, All Races

	REP Albert Twp Treasurer					
	Reg. Voters	Times Counted	Total Votes	John Righi (REP)		Write-In Votes
Jurisdiction Wide						
Albert Township, Precinct 1	2101	775	533	524	98.31%	9 1.69%
Avery Township, Precinct 1	-	-	-	-	-	-
Briley Township, Precinct 1	-	-	-	-	-	-
Hillman Township, Precinct 1	-	-	-	-	-	-
Loud Township, Precinct 1	-	-	-	-	-	-
Montmorency Township, Precinct 1	-	-	-	-	-	-
Montmorency Township, Precinct 2	-	-	-	-	-	-
Rust Township, Precinct 1	-	-	-	-	-	-
Vienna Township, Precinct 1	-	-	-	-	-	-
Total	2101	775	533	524	98.31%	9 1.69%

Statement of Votes Cast
Montmorency County, MI
2016 General Primary

Date:08/03/16
Time:09:02:06
Page:18 of 111

SOVC For Jurisdiction Wide, All Counters, All Races

	REP Albert Twp Trustee											
	Reg. Voters	Times Counted	Total Votes	Douglas G. Cady (REP)		Brian R. Carroll (REP)		Roger Cohoe (REP)		Richard Deska (REP)		
Jurisdiction Wide												
Albert Township, Precinct 1	2101	775	1115	151	13.54%	200	17.94%	252	22.60%	169	15.16%	
Avery Township, Precinct 1	-	-	-	-	-	-	-	-	-	-	-	
Briley Township, Precinct 1	-	-	-	-	-	-	-	-	-	-	-	
Hillman Township, Precinct 1	-	-	-	-	-	-	-	-	-	-	-	
Loud Township, Precinct 1	-	-	-	-	-	-	-	-	-	-	-	
Montmorency Township, Precinct 1	-	-	-	-	-	-	-	-	-	-	-	
Montmorency Township, Precinct 2	-	-	-	-	-	-	-	-	-	-	-	
Rust Township, Precinct 1	-	-	-	-	-	-	-	-	-	-	-	
Vienna Township, Precinct 1	-	-	-	-	-	-	-	-	-	-	-	
Total	2101	775	1115	151	13.54%	200	17.94%	252	22.60%	169	15.16%	

Statement of Votes Cast
Montmorency County, MI
2016 General Primary

Date:08/03/16
Time:09:02:06
Page:19 of 111

SOVC For Jurisdiction Wide, All Counters, All Races

	REP Albert Twp Trustee					
	Denise Heyser (REP)		Dan Mullins (REP)		Write-In Votes	
Jurisdiction Wide						
Albert Township, Precinct 1	179	16.05%	162	14.53%	2	0.18%
Avery Township, Precinct 1	-	-	-	-	-	-
Briley Township, Precinct 1	-	-	-	-	-	-
Hillman Township, Precinct 1	-	-	-	-	-	-
Loud Township, Precinct 1	-	-	-	-	-	-
Montmorency Township, Precinct 1	-	-	-	-	-	-
Montmorency Township, Precinct 2	-	-	-	-	-	-
Rust Township, Precinct 1	-	-	-	-	-	-
Vienna Township, Precinct 1	-	-	-	-	-	-
Total	179	16.05%	162	14.53%	2	0.18%

Statement of Votes Cast
Montmorency County, MI
2016 General Primary

Date:08/03/16
Time:09:02:06
Page:20 of 111

SOVC For Jurisdiction Wide, All Counters, All Races

	REP Avery Twp Supervisor					
	Reg. Voters	Times Counted	Total Votes	Thomas Seymour (REP)	Write-In Votes	
Jurisdiction Wide						
Albert Township, Precinct 1	-	-	-	-	-	-
Avery Township, Precinct 1	552	158	100	99 99.00%	1	1.00%
Briley Township, Precinct 1	-	-	-	-	-	-
Hillman Township, Precinct 1	-	-	-	-	-	-
Loud Township, Precinct 1	-	-	-	-	-	-
Montmorency Township, Precinct 1	-	-	-	-	-	-
Montmorency Township, Precinct 2	-	-	-	-	-	-
Rust Township, Precinct 1	-	-	-	-	-	-
Vienna Township, Precinct 1	-	-	-	-	-	-
Total	552	158	100	99 99.00%	1	1.00%

Statement of Votes Cast
Montmorency County, MI
2016 General Primary

Date:08/03/16
Time:09:02:06
Page:21 of 111

SOVC For Jurisdiction Wide, All Counters, All Races

REP Avery Twp Clerk							
	Reg. Voters	Times Counted	Total Votes	Ann M. Seymour (REP)		Write-In Votes	
Jurisdiction Wide							
Albert Township, Precinct 1	-	-	-	-	-	-	-
Avery Township, Precinct 1	552	158	98	96	97.96%	2	2.04%
Briley Township, Precinct 1	-	-	-	-	-	-	-
Hillman Township, Precinct 1	-	-	-	-	-	-	-
Loud Township, Precinct 1	-	-	-	-	-	-	-
Montmorency Township, Precinct 1	-	-	-	-	-	-	-
Montmorency Township, Precinct 2	-	-	-	-	-	-	-
Rust Township, Precinct 1	-	-	-	-	-	-	-
Vienna Township, Precinct 1	-	-	-	-	-	-	-
Total	552	158	98	96	97.96%	2	2.04%

Statement of Votes Cast
Montmorency County, MI
2016 General Primary

Date:08/03/16
Time:09:02:06
Page:22 of 111

SOVC For Jurisdiction Wide, All Counters, All Races

	REP Avery Twp Treasurer					
	Reg. Voters	Times Counted	Total Votes	Jean M. Angell (REP)		Write-In Votes
Jurisdiction Wide						
Albert Township, Precinct 1	-	-	-	-	-	-
Avery Township, Precinct 1	552	158	98	95	96.94%	3 3.06%
Briley Township, Precinct 1	-	-	-	-	-	-
Hillman Township, Precinct 1	-	-	-	-	-	-
Loud Township, Precinct 1	-	-	-	-	-	-
Montmorency Township, Precinct 1	-	-	-	-	-	-
Montmorency Township, Precinct 2	-	-	-	-	-	-
Rust Township, Precinct 1	-	-	-	-	-	-
Vienna Township, Precinct 1	-	-	-	-	-	-
Total	552	158	98	95	96.94%	3 3.06%

Statement of Votes Cast
Montmorency County, MI
2016 General Primary

Date:08/03/16
Time:09:02:06
Page:23 of 111

SOVC For Jurisdiction Wide, All Counters, All Races

	REP Avery Twp Trustee							
	Reg. Voters	Times Counted	Total Votes	Gary McMurphy (REP)		Amy M. Meyers (REP)		Write-In Votes
Jurisdiction Wide								
Albert Township, Precinct 1	-	-	-	-	-	-	-	-
Avery Township, Precinct 1	552	158	163	92	56.44%	71	43.56%	0 0.00%
Briley Township, Precinct 1	-	-	-	-	-	-	-	-
Hillman Township, Precinct 1	-	-	-	-	-	-	-	-
Loud Township, Precinct 1	-	-	-	-	-	-	-	-
Montmorency Township, Precinct 1	-	-	-	-	-	-	-	-
Montmorency Township, Precinct 2	-	-	-	-	-	-	-	-
Rust Township, Precinct 1	-	-	-	-	-	-	-	-
Vienna Township, Precinct 1	-	-	-	-	-	-	-	-
Total	552	158	163	92	56.44%	71	43.56%	0 0.00%

Statement of Votes Cast
Montmorency County, MI
2016 General Primary

Date:08/03/16
Time:09:02:06
Page:24 of 111

SOVC For Jurisdiction Wide, All Counters, All Races

	REP Briley Twp Supervisor						
	Reg. Voters	Times Counted	Total Votes	Bruno Wojcik (REP)		Write-In Votes	
Jurisdiction Wide							
Albert Township, Precinct 1	-	-	-	-	-	-	-
Avery Township, Precinct 1	-	-	-	-	-	-	-
Briley Township, Precinct 1	1643	518	298	284	95.30%	14	4.70%
Hillman Township, Precinct 1	-	-	-	-	-	-	-
Loud Township, Precinct 1	-	-	-	-	-	-	-
Montmorency Township, Precinct 1	-	-	-	-	-	-	-
Montmorency Township, Precinct 2	-	-	-	-	-	-	-
Rust Township, Precinct 1	-	-	-	-	-	-	-
Vienna Township, Precinct 1	-	-	-	-	-	-	-
Total	1643	518	298	284	95.30%	14	4.70%

Statement of Votes Cast
Montmorency County, MI
2016 General Primary

Date:08/03/16
Time:09:02:06
Page:25 of 111

SOVC For Jurisdiction Wide, All Counters, All Races

	REP Briley Twp Clerk					
	Reg. Voters	Times Counted	Total Votes	Mary Jo Whitmire (REP)	Write-In Votes	
Jurisdiction Wide						
Albert Township, Precinct 1	-	-	-	-	-	-
Avery Township, Precinct 1	-	-	-	-	-	-
Briley Township, Precinct 1	1643	518	316	310 98.10%	6 1.90%	
Hillman Township, Precinct 1	-	-	-	-	-	-
Loud Township, Precinct 1	-	-	-	-	-	-
Montmorency Township, Precinct 1	-	-	-	-	-	-
Montmorency Township, Precinct 2	-	-	-	-	-	-
Rust Township, Precinct 1	-	-	-	-	-	-
Vienna Township, Precinct 1	-	-	-	-	-	-
Total	1643	518	316	310 98.10%	6 1.90%	

Statement of Votes Cast
Montmorency County, MI
2016 General Primary

Date:08/03/16
Time:09:02:06
Page:26 of 111

SOVC For Jurisdiction Wide, All Counters, All Races

		REP Briley Twp Treasurer					
		Reg. Voters	Times Counted	Total Votes	B Valentine-Flynn (REP)	Write-In Votes	
Jurisdiction Wide							
Albert Township, Precinct 1		-	-	-	-	-	-
Avery Township, Precinct 1		-	-	-	-	-	-
Briley Township, Precinct 1		1643	518	315	306 97.14%	9	2.86%
Hillman Township, Precinct 1		-	-	-	-	-	-
Loud Township, Precinct 1		-	-	-	-	-	-
Montmorency Township, Precinct 1		-	-	-	-	-	-
Montmorency Township, Precinct 2		-	-	-	-	-	-
Rust Township, Precinct 1		-	-	-	-	-	-
Vienna Township, Precinct 1		-	-	-	-	-	-
Total		1643	518	315	306 97.14%	9	2.86%

Statement of Votes Cast
Montmorency County, MI
2016 General Primary

Date:08/03/16
Time:09:02:06
Page:27 of 111

SOVC For Jurisdiction Wide, All Counters, All Races

	REP Briley Twp Trustee					
	Reg. Voters	Times Counted	Total Votes	Mary Freeman (REP)		Write-In Votes
Jurisdiction Wide						
Albert Township, Precinct 1	-	-	-	-	-	-
Avery Township, Precinct 1	-	-	-	-	-	-
Briley Township, Precinct 1	1643	518	309	275	89.00%	34 11.00%
Hillman Township, Precinct 1	-	-	-	-	-	-
Loud Township, Precinct 1	-	-	-	-	-	-
Montmorency Township, Precinct 1	-	-	-	-	-	-
Montmorency Township, Precinct 2	-	-	-	-	-	-
Rust Township, Precinct 1	-	-	-	-	-	-
Vienna Township, Precinct 1	-	-	-	-	-	-
Total	1643	518	309	275	89.00%	34 11.00%

Statement of Votes Cast
Montmorency County, MI
2016 General Primary

Date:08/03/16
Time:09:02:06
Page:28 of 111

SOVC For Jurisdiction Wide, All Counters, All Races

	REP Hillman Twp Supervisor					
	Reg. Voters	Times Counted	Total Votes	Charles T. Manning (REP)	Write-In Votes	
Jurisdiction Wide						
Albert Township, Precinct 1	-	-	-	-	-	-
Avery Township, Precinct 1	-	-	-	-	-	-
Briley Township, Precinct 1	-	-	-	-	-	-
Hillman Township, Precinct 1	1565	384	233	233 100.00%	0	0.00%
Loud Township, Precinct 1	-	-	-	-	-	-
Montmorency Township, Precinct 1	-	-	-	-	-	-
Montmorency Township, Precinct 2	-	-	-	-	-	-
Rust Township, Precinct 1	-	-	-	-	-	-
Vienna Township, Precinct 1	-	-	-	-	-	-
Total	1565	384	233	233 100.00%	0	0.00%

Statement of Votes Cast
Montmorency County, MI
2016 General Primary

Date:08/03/16
Time:09:02:06
Page:29 of 111

SOVC For Jurisdiction Wide, All Counters, All Races

	REP Hillman Twp Clerk					
	Reg. Voters	Times Counted	Total Votes	Pamela J. Achatz (REP)	Write-In Votes	
Jurisdiction Wide						
Albert Township, Precinct 1	-	-	-	-	-	-
Avery Township, Precinct 1	-	-	-	-	-	-
Briley Township, Precinct 1	-	-	-	-	-	-
Hillman Township, Precinct 1	1565	384	233	233 100.00%	0	0.00%
Loud Township, Precinct 1	-	-	-	-	-	-
Montmorency Township, Precinct 1	-	-	-	-	-	-
Montmorency Township, Precinct 2	-	-	-	-	-	-
Rust Township, Precinct 1	-	-	-	-	-	-
Vienna Township, Precinct 1	-	-	-	-	-	-
Total	1565	384	233	233 100.00%	0	0.00%

Statement of Votes Cast
Montmorency County, MI
2016 General Primary

Date:08/03/16
Time:09:02:06
Page:30 of 111

SOVC For Jurisdiction Wide, All Counters, All Races

REP Hillman Twp Treasurer							
	Reg. Voters	Times Counted	Total Votes	Sharon J. Vanderveer (REP)	Write-In Votes		
Jurisdiction Wide							
Albert Township, Precinct 1	-	-	-	-	-	-	-
Avery Township, Precinct 1	-	-	-	-	-	-	-
Briley Township, Precinct 1	-	-	-	-	-	-	-
Hillman Township, Precinct 1	1565	384	230	230 100.00%	0	0.00%	
Loud Township, Precinct 1	-	-	-	-	-	-	-
Montmorency Township, Precinct 1	-	-	-	-	-	-	-
Montmorency Township, Precinct 2	-	-	-	-	-	-	-
Rust Township, Precinct 1	-	-	-	-	-	-	-
Vienna Township, Precinct 1	-	-	-	-	-	-	-
Total	1565	384	230	230 100.00%	0	0.00%	

Statement of Votes Cast
Montmorency County, MI
2016 General Primary

Date:08/03/16
Time:09:02:06
Page:31 of 111

SOVC For Jurisdiction Wide, All Counters, All Races

	REP Hillman Twp Trustee							
	Reg. Voters	Times Counted	Total Votes	Mike Achatz (REP)		John S. Burr (REP)		Write-In Votes
Jurisdiction Wide								
Albert Township, Precinct 1	-	-	-	-	-	-	-	-
Avery Township, Precinct 1	-	-	-	-	-	-	-	-
Briley Township, Precinct 1	-	-	-	-	-	-	-	-
Hillman Township, Precinct 1	1565	384	340	176	51.76%	164	48.24%	0 0.00%
Loud Township, Precinct 1	-	-	-	-	-	-	-	-
Montmorency Township, Precinct 1	-	-	-	-	-	-	-	-
Montmorency Township, Precinct 2	-	-	-	-	-	-	-	-
Rust Township, Precinct 1	-	-	-	-	-	-	-	-
Vienna Township, Precinct 1	-	-	-	-	-	-	-	-
Total	1565	384	340	176	51.76%	164	48.24%	0 0.00%

Statement of Votes Cast
Montmorency County, MI
2016 General Primary

Date:08/03/16
Time:09:02:06
Page:32 of 111

SOVC For Jurisdiction Wide, All Counters, All Races

	REP Loud Twp Supervisor						
	Reg. Voters	Times Counted	Total Votes	Beau Williams (REP)	Write-In Votes		
Jurisdiction Wide							
Albert Township, Precinct 1	-	-	-	-	-	-	-
Avery Township, Precinct 1	-	-	-	-	-	-	-
Briley Township, Precinct 1	-	-	-	-	-	-	-
Hillman Township, Precinct 1	-	-	-	-	-	-	-
Loud Township, Precinct 1	243	76	50	50 100.00%	0	0	0.00%
Montmorency Township, Precinct 1	-	-	-	-	-	-	-
Montmorency Township, Precinct 2	-	-	-	-	-	-	-
Rust Township, Precinct 1	-	-	-	-	-	-	-
Vienna Township, Precinct 1	-	-	-	-	-	-	-
Total	243	76	50	50 100.00%	0	0	0.00%

Statement of Votes Cast
Montmorency County, MI
2016 General Primary

Date:08/03/16
Time:09:02:06
Page:33 of 111

SOVC For Jurisdiction Wide, All Counters, All Races

	REP Loud Twp Clerk					
	Reg. Voters	Times Counted	Total Votes	Kari Klein (REP)	Write-In Votes	
Jurisdiction Wide						
Albert Township, Precinct 1	-	-	-	-	-	-
Avery Township, Precinct 1	-	-	-	-	-	-
Briley Township, Precinct 1	-	-	-	-	-	-
Hillman Township, Precinct 1	-	-	-	-	-	-
Loud Township, Precinct 1	243	76	50	50 100.00%	0	0.00%
Montmorency Township, Precinct 1	-	-	-	-	-	-
Montmorency Township, Precinct 2	-	-	-	-	-	-
Rust Township, Precinct 1	-	-	-	-	-	-
Vienna Township, Precinct 1	-	-	-	-	-	-
Total	243	76	50	50 100.00%	0	0.00%

Statement of Votes Cast
Montmorency County, MI
2016 General Primary

Date:08/03/16
Time:09:02:06
Page:34 of 111

SOVC For Jurisdiction Wide, All Counters, All Races

	REP Loud Twp Treasurer						
	Reg. Voters	Times Counted	Total Votes	Mary Hubbard (REP)	Write-In Votes		
Jurisdiction Wide							
Albert Township, Precinct 1	-	-	-	-	-	-	-
Avery Township, Precinct 1	-	-	-	-	-	-	-
Briley Township, Precinct 1	-	-	-	-	-	-	-
Hillman Township, Precinct 1	-	-	-	-	-	-	-
Loud Township, Precinct 1	243	76	47	47 100.00%	0	0.00%	
Montmorency Township, Precinct 1	-	-	-	-	-	-	-
Montmorency Township, Precinct 2	-	-	-	-	-	-	-
Rust Township, Precinct 1	-	-	-	-	-	-	-
Vienna Township, Precinct 1	-	-	-	-	-	-	-
Total	243	76	47	47 100.00%	0	0.00%	

Statement of Votes Cast
Montmorency County, MI
2016 General Primary

Date:08/03/16
Time:09:02:06
Page:35 of 111

SOVC For Jurisdiction Wide, All Counters, All Races

	REP Loud Twp Trustee									
	Reg. Voters	Times Counted	Total Votes	Elva Duncan (REP)		Robert Hosmer (REP)		Write-In Votes		
Jurisdiction Wide										
Albert Township, Precinct 1	-	-	-	-	-	-	-	-	-	-
Avery Township, Precinct 1	-	-	-	-	-	-	-	-	-	-
Briley Township, Precinct 1	-	-	-	-	-	-	-	-	-	-
Hillman Township, Precinct 1	-	-	-	-	-	-	-	-	-	-
Loud Township, Precinct 1	243	76	73	44	60.27%	29	39.73%	0	0.00%	
Montmorency Township, Precinct 1	-	-	-	-	-	-	-	-	-	-
Montmorency Township, Precinct 2	-	-	-	-	-	-	-	-	-	-
Rust Township, Precinct 1	-	-	-	-	-	-	-	-	-	-
Vienna Township, Precinct 1	-	-	-	-	-	-	-	-	-	-
Total	243	76	73	44	60.27%	29	39.73%	0	0.00%	

Statement of Votes Cast
Montmorency County, MI
2016 General Primary

Date:08/03/16
Time:09:02:06
Page:36 of 111

SOVC For Jurisdiction Wide, All Counters, All Races

	REP Monty Twp Supervisor					
	Reg. Voters	Times Counted	Total Votes	Garry L. Boldrey (REP)	Write-In Votes	
Jurisdiction Wide						
Albert Township, Precinct 1	-	-	-	-	-	-
Avery Township, Precinct 1	-	-	-	-	-	-
Briley Township, Precinct 1	-	-	-	-	-	-
Hillman Township, Precinct 1	-	-	-	-	-	-
Loud Township, Precinct 1	-	-	-	-	-	-
Montmorency Township, Precinct 1	523	137	84	84 100.00%	0	0.00%
Montmorency Township, Precinct 2	439	171	117	117 100.00%	0	0.00%
Rust Township, Precinct 1	-	-	-	-	-	-
Vienna Township, Precinct 1	-	-	-	-	-	-
Total	962	308	201	201 100.00%	0	0.00%

Statement of Votes Cast
Montmorency County, MI
2016 General Primary

Date:08/03/16
Time:09:02:06
Page:37 of 111

SOVC For Jurisdiction Wide, All Counters, All Races

	REP Monty Twp Clerk						
	Reg. Voters	Times Counted	Total Votes	Connie Brandt (REP)	Write-In Votes		
Jurisdiction Wide							
Albert Township, Precinct 1	-	-	-	-	-	-	-
Avery Township, Precinct 1	-	-	-	-	-	-	-
Briley Township, Precinct 1	-	-	-	-	-	-	-
Hillman Township, Precinct 1	-	-	-	-	-	-	-
Loud Township, Precinct 1	-	-	-	-	-	-	-
Montmorency Township, Precinct 1	523	137	86	86 100.00%	0	0.00%	
Montmorency Township, Precinct 2	439	171	120	120 100.00%	0	0.00%	
Rust Township, Precinct 1	-	-	-	-	-	-	-
Vienna Township, Precinct 1	-	-	-	-	-	-	-
Total	962	308	206	206 100.00%	0	0.00%	

Statement of Votes Cast
Montmorency County, MI
2016 General Primary

Date:08/03/16
Time:09:02:06
Page:38 of 111

SOVC For Jurisdiction Wide, All Counters, All Races

	REP Monty Twp Treasurer					
	Reg. Voters	Times Counted	Total Votes	Janelle R. Herrick (REP)	Write-In Votes	
Jurisdiction Wide						
Albert Township, Precinct 1	-	-	-	-	-	-
Avery Township, Precinct 1	-	-	-	-	-	-
Briley Township, Precinct 1	-	-	-	-	-	-
Hillman Township, Precinct 1	-	-	-	-	-	-
Loud Township, Precinct 1	-	-	-	-	-	-
Montmorency Township, Precinct 1	523	137	85	85 100.00%	0	0.00%
Montmorency Township, Precinct 2	439	171	118	118 100.00%	0	0.00%
Rust Township, Precinct 1	-	-	-	-	-	-
Vienna Township, Precinct 1	-	-	-	-	-	-
Total	962	308	203	203 100.00%	0	0.00%

Statement of Votes Cast
Montmorency County, MI
2016 General Primary

Date:08/03/16
Time:09:02:06
Page:39 of 111

SOVC For Jurisdiction Wide, All Counters, All Races

	REP Monty Twp Trustee							
	Reg. Voters	Times Counted	Total Votes	Kendell Hardies (REP)		Gerald Steinke (REP)		Write-In Votes
Jurisdiction Wide								
Albert Township, Precinct 1	-	-	-	-	-	-	-	-
Avery Township, Precinct 1	-	-	-	-	-	-	-	-
Briley Township, Precinct 1	-	-	-	-	-	-	-	-
Hillman Township, Precinct 1	-	-	-	-	-	-	-	-
Loud Township, Precinct 1	-	-	-	-	-	-	-	-
Montmorency Township, Precinct 1	523	137	138	71	51.45%	67	48.55%	0 0.00%
Montmorency Township, Precinct 2	439	171	182	89	48.90%	93	51.10%	0 0.00%
Rust Township, Precinct 1	-	-	-	-	-	-	-	-
Vienna Township, Precinct 1	-	-	-	-	-	-	-	-
Total	962	308	320	160	50.00%	160	50.00%	0 0.00%

Statement of Votes Cast
Montmorency County, MI
2016 General Primary

Date:08/03/16
Time:09:02:06
Page:40 of 111

SOVC For Jurisdiction Wide, All Counters, All Races

	REP Rust Twp Supervisor					
	Reg. Voters	Times Counted	Total Votes	Jon Schulze (REP)	Write-In Votes	
Jurisdiction Wide						
Albert Township, Precinct 1	-	-	-	-	-	-
Avery Township, Precinct 1	-	-	-	-	-	-
Briley Township, Precinct 1	-	-	-	-	-	-
Hillman Township, Precinct 1	-	-	-	-	-	-
Loud Township, Precinct 1	-	-	-	-	-	-
Montmorency Township, Precinct 1	-	-	-	-	-	-
Montmorency Township, Precinct 2	-	-	-	-	-	-
Rust Township, Precinct 1	397	113	76	76 100.00%	0	0.00%
Vienna Township, Precinct 1	-	-	-	-	-	-
Total	397	113	76	76 100.00%	0	0.00%

Statement of Votes Cast
Montmorency County, MI
2016 General Primary

Date:08/03/16
Time:09:02:06
Page:41 of 111

SOVC For Jurisdiction Wide, All Counters, All Races

	REP Rust Twp Clerk					
	Reg. Voters	Times Counted	Total Votes	Carleen Klein (REP)	Write-In Votes	
Jurisdiction Wide						
Albert Township, Precinct 1	-	-	-	-	-	-
Avery Township, Precinct 1	-	-	-	-	-	-
Briley Township, Precinct 1	-	-	-	-	-	-
Hillman Township, Precinct 1	-	-	-	-	-	-
Loud Township, Precinct 1	-	-	-	-	-	-
Montmorency Township, Precinct 1	-	-	-	-	-	-
Montmorency Township, Precinct 2	-	-	-	-	-	-
Rust Township, Precinct 1	397	113	83	83 100.00%	0	0.00%
Vienna Township, Precinct 1	-	-	-	-	-	-
Total	397	113	83	83 100.00%	0	0.00%

Statement of Votes Cast
Montmorency County, MI
2016 General Primary

Date:08/03/16
Time:09:02:06
Page:42 of 111

SOVC For Jurisdiction Wide, All Counters, All Races

	REP Rust Twp Treasurer					
	Reg. Voters	Times Counted	Total Votes	Michelle LaFleche (REP)	Write-In Votes	
Jurisdiction Wide						
Albert Township, Precinct 1	-	-	-	-	-	-
Avery Township, Precinct 1	-	-	-	-	-	-
Briley Township, Precinct 1	-	-	-	-	-	-
Hillman Township, Precinct 1	-	-	-	-	-	-
Loud Township, Precinct 1	-	-	-	-	-	-
Montmorency Township, Precinct 1	-	-	-	-	-	-
Montmorency Township, Precinct 2	-	-	-	-	-	-
Rust Township, Precinct 1	397	113	81	81 100.00%	0	0.00%
Vienna Township, Precinct 1	-	-	-	-	-	-
Total	397	113	81	81 100.00%	0	0.00%

Statement of Votes Cast
Montmorency County, MI
2016 General Primary

Date:08/03/16
Time:09:02:06
Page:43 of 111

SOVC For Jurisdiction Wide, All Counters, All Races

	REP Rust Twp Trustee							
	Reg. Voters	Times Counted	Total Votes	James Fifield (REP)		Janice Richiert (REP)		Write-In Votes
Jurisdiction Wide								
Albert Township, Precinct 1	-	-	-	-	-	-	-	-
Avery Township, Precinct 1	-	-	-	-	-	-	-	-
Briley Township, Precinct 1	-	-	-	-	-	-	-	-
Hillman Township, Precinct 1	-	-	-	-	-	-	-	-
Loud Township, Precinct 1	-	-	-	-	-	-	-	-
Montmorency Township, Precinct 1	-	-	-	-	-	-	-	-
Montmorency Township, Precinct 2	-	-	-	-	-	-	-	-
Rust Township, Precinct 1	397	113	132	70	53.03%	62	46.97%	0 0.00%
Vienna Township, Precinct 1	-	-	-	-	-	-	-	-
Total	397	113	132	70	53.03%	62	46.97%	0 0.00%

Statement of Votes Cast
Montmorency County, MI
2016 General Primary

Date:08/03/16
Time:09:02:06
Page:44 of 111

SOVC For Jurisdiction Wide, All Counters, All Races

	REP Vienna Twp Supervisor					
	Reg. Voters	Times Counted	Total Votes	Cheryl L. Klein (REP)	Write-In Votes	
Jurisdiction Wide						
Albert Township, Precinct 1	-	-	-	-	-	-
Avery Township, Precinct 1	-	-	-	-	-	-
Briley Township, Precinct 1	-	-	-	-	-	-
Hillman Township, Precinct 1	-	-	-	-	-	-
Loud Township, Precinct 1	-	-	-	-	-	-
Montmorency Township, Precinct 1	-	-	-	-	-	-
Montmorency Township, Precinct 2	-	-	-	-	-	-
Rust Township, Precinct 1	-	-	-	-	-	-
Vienna Township, Precinct 1	455	150	103	103 100.00%	0	0.00%
Total	455	150	103	103 100.00%	0	0.00%

Statement of Votes Cast
Montmorency County, MI
2016 General Primary

Date:08/03/16
Time:09:02:06
Page:45 of 111

SOVC For Jurisdiction Wide, All Counters, All Races

	REP Vienna Twp Clerk					
	Reg. Voters	Times Counted	Total Votes	Elaine Dixon (REP)	Write-In Votes	
Jurisdiction Wide						
Albert Township, Precinct 1	-	-	-	-	-	-
Avery Township, Precinct 1	-	-	-	-	-	-
Briley Township, Precinct 1	-	-	-	-	-	-
Hillman Township, Precinct 1	-	-	-	-	-	-
Loud Township, Precinct 1	-	-	-	-	-	-
Montmorency Township, Precinct 1	-	-	-	-	-	-
Montmorency Township, Precinct 2	-	-	-	-	-	-
Rust Township, Precinct 1	-	-	-	-	-	-
Vienna Township, Precinct 1	455	150	105	105 100.00%	0	0.00%
Total	455	150	105	105 100.00%	0	0.00%

Statement of Votes Cast
Montmorency County, MI
2016 General Primary

Date:08/03/16
Time:09:02:06
Page:46 of 111

SOVC For Jurisdiction Wide, All Counters, All Races

	REP Vienna Twp Treasurer							
	Reg. Voters	Times Counted	Total Votes	Janet Black (REP)		Dawn M. Lawrence (REP)		Write-In Votes
Jurisdiction Wide								
Albert Township, Precinct 1	-	-	-	-	-	-	-	-
Avery Township, Precinct 1	-	-	-	-	-	-	-	-
Briley Township, Precinct 1	-	-	-	-	-	-	-	-
Hillman Township, Precinct 1	-	-	-	-	-	-	-	-
Loud Township, Precinct 1	-	-	-	-	-	-	-	-
Montmorency Township, Precinct 1	-	-	-	-	-	-	-	-
Montmorency Township, Precinct 2	-	-	-	-	-	-	-	-
Rust Township, Precinct 1	-	-	-	-	-	-	-	-
Vienna Township, Precinct 1	455	150	111	94	84.68%	17	15.32%	0 0.00%
Total	455	150	111	94	84.68%	17	15.32%	0 0.00%

Statement of Votes Cast
Montmorency County, MI
2016 General Primary

Date:08/03/16
Time:09:02:06
Page:47 of 111

SOVC For Jurisdiction Wide, All Counters, All Races

REP Vienna Twp Trustee									
	Reg. Voters	Times Counted	Total Votes	Faye E. Erving (REP)		Mayree M. Payne (REP)		Write-In Votes	
Jurisdiction Wide									
Albert Township, Precinct 1	-	-	-	-	-	-	-	-	-
Avery Township, Precinct 1	-	-	-	-	-	-	-	-	-
Briley Township, Precinct 1	-	-	-	-	-	-	-	-	-
Hillman Township, Precinct 1	-	-	-	-	-	-	-	-	-
Loud Township, Precinct 1	-	-	-	-	-	-	-	-	-
Montmorency Township, Precinct 1	-	-	-	-	-	-	-	-	-
Montmorency Township, Precinct 2	-	-	-	-	-	-	-	-	-
Rust Township, Precinct 1	-	-	-	-	-	-	-	-	-
Vienna Township, Precinct 1	455	150	162	87	53.70%	75	46.30%	0	0.00%
Total	455	150	162	87	53.70%	75	46.30%	0	0.00%

Statement of Votes Cast
Montmorency County, MI
2016 General Primary

Date:08/03/16
Time:09:02:06
Page:48 of 111

SOVC For Jurisdiction Wide, All Counters, All Races

	REP Albert I Delegate					
	Reg. Voters	Times Counted	Total Votes	Brian R. Carroll (REP)	Write-In Votes	
Jurisdiction Wide						
Albert Township, Precinct 1	2101	775	428	384 89.72%	44	10.28%
Avery Township, Precinct 1	-	-	-	-	-	-
Briley Township, Precinct 1	-	-	-	-	-	-
Hillman Township, Precinct 1	-	-	-	-	-	-
Loud Township, Precinct 1	-	-	-	-	-	-
Montmorency Township, Precinct 1	-	-	-	-	-	-
Montmorency Township, Precinct 2	-	-	-	-	-	-
Rust Township, Precinct 1	-	-	-	-	-	-
Vienna Township, Precinct 1	-	-	-	-	-	-
Total	2101	775	428	384 89.72%	44	10.28%

*Doug Cady
legal write in
14*

Statement of Votes Cast
Montmorency County, MI
2016 General Primary

Date:08/03/16
Time:09:02:06
Page:49 of 111

SOVC For Jurisdiction Wide, All Counters, All Races

	REP Avery 1 Delegate					
	Reg. Voters	Times Counted	Total Votes	Rick Warzywak (REP)		Write-In Votes
Jurisdiction Wide						
Albert Township, Precinct 1	-	-	-	-	-	-
Avery Township, Precinct 1	552	158	89	88	98.88%	1 1.12%
Briley Township, Precinct 1	-	-	-	-	-	-
Hillman Township, Precinct 1	-	-	-	-	-	-
Loud Township, Precinct 1	-	-	-	-	-	-
Montmorency Township, Precinct 1	-	-	-	-	-	-
Montmorency Township, Precinct 2	-	-	-	-	-	-
Rust Township, Precinct 1	-	-	-	-	-	-
Vienna Township, Precinct 1	-	-	-	-	-	-
Total	552	158	89	88	98.88%	1 1.12%

Statement of Votes Cast
Montmorency County, MI
2016 General Primary

Date:08/03/16
Time:09:02:06
Page:50 of 111

SOVC For Jurisdiction Wide, All Counters, All Races

	REP Briley 1 Delegate				REP Hillman 1 Delegate			
	Reg. Voters	Times Counted	Total Votes	Write-In Votes	Reg. Voters	Times Counted	Total Votes	Write-In Votes
Jurisdiction Wide								
Albert Township, Precinct 1	-	-	-	-	-	-	-	-
Avery Township, Precinct 1	-	-	-	-	-	-	-	-
Briley Township, Precinct 1	1643	518	3	3 100.00%	-	-	-	-
Hillman Township, Precinct 1	-	-	-	-	1565	384	6	6 100.00%
Loud Township, Precinct 1	-	-	-	-	-	-	-	-
Montmorency Township, Precinct 1	-	-	-	-	-	-	-	-
Montmorency Township, Precinct 2	-	-	-	-	-	-	-	-
Rust Township, Precinct 1	-	-	-	-	-	-	-	-
Vienna Township, Precinct 1	-	-	-	-	-	-	-	-
Total	1643	518	3	3 100.00%	1565	384	6	6 100.00%

Statement of Votes Cast
Montmorency County, MI
2016 General Primary

Date:08/03/16
Time:09:02:06
Page:51 of 111

SOVC For Jurisdiction Wide, All Counters, All Races

	REP Loud 1 Delegate				REP Monty 1 Delegate			
	Reg. Voters	Times Counted	Total Votes	Write-In Votes	Reg. Voters	Times Counted	Total Votes	Write-In Votes
Jurisdiction Wide								
Albert Township, Precinct 1	-	-	-	-	-	-	-	-
Avery Township, Precinct 1	-	-	-	-	-	-	-	-
Briley Township, Precinct 1	-	-	-	-	-	-	-	-
Hillman Township, Precinct 1	-	-	-	-	-	-	-	-
Loud Township, Precinct 1	243	76	4	4 100.00%	-	-	-	-
Montmorency Township, Precinct 1	-	-	-	-	523	137	0	0
Montmorency Township, Precinct 2	-	-	-	-	-	-	-	-
Rust Township, Precinct 1	-	-	-	-	-	-	-	-
Vienna Township, Precinct 1	-	-	-	-	-	-	-	-
Total	243	76	4	4 100.00%	523	137	0	0

Statement of Votes Cast
Montmorency County, MI
2016 General Primary

Date:08/03/16
Time:09:02:06
Page:52 of 111

SOVC For Jurisdiction Wide, All Counters, All Races

	REP Monty 2 Delegate				REP Rust 1 Delegate			
	Reg. Voters	Times Counted	Total Votes	Write-In Votes	Reg. Voters	Times Counted	Total Votes	Write-In Votes
Jurisdiction Wide								
Albert Township, Precinct 1	-	-	-	-	-	-	-	-
Avery Township, Precinct 1	-	-	-	-	-	-	-	-
Briley Township, Precinct 1	-	-	-	-	-	-	-	-
Hillman Township, Precinct 1	-	-	-	-	-	-	-	-
Loud Township, Precinct 1	-	-	-	-	-	-	-	-
Montmorency Township, Precinct 1	-	-	-	-	-	-	-	-
Montmorency Township, Precinct 2	439	171	4	4 100.00%	-	-	-	-
Rust Township, Precinct 1	-	-	-	-	397	113	1	1 100.00%
Vienna Township, Precinct 1	-	-	-	-	-	-	-	-
Total	439	171	4	4 100.00%	397	113	1	1 100.00%

Statement of Votes Cast
Montmorency County, MI
2016 General Primary

Date:08/03/16
Time:09:02:07
Page:53 of 111

SOVC For Jurisdiction Wide, All Counters, All Races

	REP Vienna 1 Delegate			
	Reg. Voters	Times Counted	Total Votes	Write-In Votes
Jurisdiction Wide				
Albert Township, Precinct 1	-	-	-	-
Avery Township, Precinct 1	-	-	-	-
Briley Township, Precinct 1	-	-	-	-
Hillman Township, Precinct 1	-	-	-	-
Loud Township, Precinct 1	-	-	-	-
Montmorency Township, Precinct 1	-	-	-	-
Montmorency Township, Precinct 2	-	-	-	-
Rust Township, Precinct 1	-	-	-	-
Vienna Township, Precinct 1	455	150	2	2 100.00%
Total	455	150	2	2 100.00%

Statement of Votes Cast
Montmorency County, MI
2016 General Primary

Date:08/03/16
Time:09:02:07
Page:56 of 111

SOVC For Jurisdiction Wide, All Counters, All Races

	DEM Prosecuting Attorney				DEM County Sheriff			
	Reg. Voters	Times Counted	Total Votes	Write-In Votes	Reg. Voters	Times Counted	Total Votes	Write-In Votes
Jurisdiction Wide								
Albert Township, Precinct 1	2101	775	16	16 100.00%	2101	775	16	16 100.00%
Avery Township, Precinct 1	552	158	3	3 100.00%	552	158	3	3 100.00%
Briley Township, Precinct 1	1643	518	9	9 100.00%	1643	518	10	10 100.00%
Hillman Township, Precinct 1	1565	384	7	7 100.00%	1565	384	7	7 100.00%
Loud Township, Precinct 1	243	76	2	2 100.00%	243	76	2	2 100.00%
Montmorency Township, Precinct 1	523	137	6	6 100.00%	523	137	6	6 100.00%
Montmorency Township, Precinct 2	439	171	7	7 100.00%	439	171	7	7 100.00%
Rust Township, Precinct 1	397	113	3	3 100.00%	397	113	4	4 100.00%
Vienna Township, Precinct 1	455	150	3	3 100.00%	455	150	3	3 100.00%
Total	7918	2482	56	56 100.00%	7918	2482	58	58 100.00%

Statement of Votes Cast
Montmorency County, MI
2016 General Primary

Date:08/03/16
Time:09:02:07
Page:57 of 111

SOVC For Jurisdiction Wide, All Counters, All Races

	DEM County Clerk				DEM County Treasurer			
	Reg. Voters	Times Counted	Total Votes	Write-In Votes	Reg. Voters	Times Counted	Total Votes	Write-In Votes
Jurisdiction Wide								
Albert Township, Precinct 1	2101	775	12	12 100.00%	2101	775	13	13 100.00%
Avery Township, Precinct 1	552	158	2	2 100.00%	552	158	2	2 100.00%
Briley Township, Precinct 1	1643	518	7	7 100.00%	1643	518	8	8 100.00%
Hillman Township, Precinct 1	1565	384	6	6 100.00%	1565	384	6	6 100.00%
Loud Township, Precinct 1	243	76	2	2 100.00%	243	76	2	2 100.00%
Montmorency Township, Precinct 1	523	137	6	6 100.00%	523	137	6	6 100.00%
Montmorency Township, Precinct 2	439	171	7	7 100.00%	439	171	7	7 100.00%
Rust Township, Precinct 1	397	113	3	3 100.00%	397	113	3	3 100.00%
Vienna Township, Precinct 1	455	150	3	3 100.00%	455	150	3	3 100.00%
Total	7918	2482	48	48 100.00%	7918	2482	50	50 100.00%

Statement of Votes Cast
Montmorency County, MI
2016 General Primary

Date:08/03/16
Time:09:02:07
Page:58 of 111

SOVC For Jurisdiction Wide, All Counters, All Races

	DEM Register of Deeds				DEM Road Commissioner			
	Reg. Voters	Times Counted	Total Votes	Write-In Votes	Reg. Voters	Times Counted	Total Votes	Write-In Votes
Jurisdiction Wide								
Albert Township, Precinct 1	2101	775	14	14 100.00%	2101	775	15	15 100.00%
Avery Township, Precinct 1	552	158	2	2 100.00%	552	158	2	2 100.00%
Briley Township, Precinct 1	1643	518	8	8 100.00%	1643	518	9	9 100.00%
Hillman Township, Precinct 1	1565	384	6	6 100.00%	1565	384	7	7 100.00%
Loud Township, Precinct 1	243	76	2	2 100.00%	243	76	2	2 100.00%
Montmorency Township, Precinct 1	523	137	6	6 100.00%	523	137	6	6 100.00%
Montmorency Township, Precinct 2	439	171	7	7 100.00%	439	171	7	7 100.00%
Rust Township, Precinct 1	397	113	3	3 100.00%	397	113	3	3 100.00%
Vienna Township, Precinct 1	455	150	3	3 100.00%	455	150	3	3 100.00%
Total	7918	2482	51	51 100.00%	7918	2482	54	54 100.00%

Statement of Votes Cast
Montmorency County, MI
2016 General Primary

Date:08/03/16
Time:09:02:07
Page:59 of 111

SOVC For Jurisdiction Wide, All Counters, All Races

	DEM D1 Commissioner					
	Reg. Voters	Times Counted	Total Votes	Albert LaFleche (DEM)	Write-In Votes	
Jurisdiction Wide						
Albert Township, Precinct 1	-	-	-	-	-	-
Avery Township, Precinct 1	-	-	-	-	-	-
Briley Township, Precinct 1	-	-	-	-	-	-
Hillman Township, Precinct 1	223	65	15	15 100.00%	0	0.00%
Loud Township, Precinct 1	-	-	-	-	-	-
Montmorency Township, Precinct 1	523	137	31	31 100.00%	0	0.00%
Montmorency Township, Precinct 2	439	171	23	23 100.00%	0	0.00%
Rust Township, Precinct 1	-	-	-	-	-	-
Vienna Township, Precinct 1	455	150	11	11 100.00%	0	0.00%
Total	1640	523	80	80 100.00%	0	0.00%

Statement of Votes Cast
Montmorency County, MI
2016 General Primary

Date:08/03/16
Time:09:02:07
Page:60 of 111

SOVC For Jurisdiction Wide, All Counters, All Races

	DEM D2 Commissioner				DEM D3 Commissioner			
	Reg. Voters	Times Counted	Total Votes	Write-In Votes	Reg. Voters	Times Counted	Total Votes	Write-In Votes
Jurisdiction Wide								
Albert Township, Precinct 1	-	-	-	-	-	-	-	-
Avery Township, Precinct 1	-	-	-	-	-	-	-	-
Briley Township, Precinct 1	1643	518	8	8 100.00%	-	-	-	-
Hillman Township, Precinct 1	-	-	-	-	1342	319	6	6 100.00%
Loud Township, Precinct 1	-	-	-	-	-	-	-	-
Montmorency Township, Precinct 1	-	-	-	-	-	-	-	-
Montmorency Township, Precinct 2	-	-	-	-	-	-	-	-
Rust Township, Precinct 1	-	-	-	-	-	-	-	-
Vienna Township, Precinct 1	-	-	-	-	-	-	-	-
Total	1643	518	8	8 100.00%	1342	319	6	6 100.00%

Statement of Votes Cast
Montmorency County, MI
2016 General Primary

Date:08/03/16
Time:09:02:07
Page:61 of 111

SOVC For Jurisdiction Wide, All Counters, All Races

	DEM D4 Commissioner				DEM D5 Commissioner			
	Reg. Voters	Times Counted	Total Votes	Write-In Votes	Reg. Voters	Times Counted	Total Votes	Write-In Votes
Jurisdiction Wide								
Albert Township, Precinct 1	1711	622	9	9 100.00%	390	153	3	3 100.00%
Avery Township, Precinct 1	-	-	-	-	552	158	2	2 100.00%
Briley Township, Precinct 1	-	-	-	-	-	-	-	-
Hillman Township, Precinct 1	-	-	-	-	-	-	-	-
Loud Township, Precinct 1	-	-	-	-	243	76	2	2 100.00%
Montmorency Township, Precinct 1	-	-	-	-	-	-	-	-
Montmorency Township, Precinct 2	-	-	-	-	-	-	-	-
Rust Township, Precinct 1	-	-	-	-	397	113	3	3 100.00%
Vienna Township, Precinct 1	-	-	-	-	-	-	-	-
Total	1711	622	9	9 100.00%	1582	500	10	10 100.00%

Statement of Votes Cast
Montmorency County, MI
2016 General Primary

Date:08/03/16
Time:09:02:07
Page:62 of 111

SOVC For Jurisdiction Wide, All Counters, All Races

	DEM Albert Twp Supervisor				DEM Albert Twp Clerk			
	Reg. Voters	Times Counted	Total Votes	Write-In Votes	Reg. Voters	Times Counted	Total Votes	Write-In Votes
Jurisdiction Wide								
Albert Township, Precinct 1	2101	775	13	13 100.00%	2101	775	13	13 100.00%
Avery Township, Precinct 1	-	-	-	-	-	-	-	-
Briley Township, Precinct 1	-	-	-	-	-	-	-	-
Hillman Township, Precinct 1	-	-	-	-	-	-	-	-
Loud Township, Precinct 1	-	-	-	-	-	-	-	-
Montmorency Township, Precinct 1	-	-	-	-	-	-	-	-
Montmorency Township, Precinct 2	-	-	-	-	-	-	-	-
Rust Township, Precinct 1	-	-	-	-	-	-	-	-
Vienna Township, Precinct 1	-	-	-	-	-	-	-	-
Total	2101	775	13	13 100.00%	2101	775	13	13 100.00%

Statement of Votes Cast
Montmorency County, MI
2016 General Primary

Date:08/03/16
Time:09:02:07
Page:63 of 111

SOVC For Jurisdiction Wide, All Counters, All Races

	DEM Albert Twp Treasurer				DEM Albert Twp Trustee			
	Reg. Voters	Times Counted	Total Votes	Write-In Votes	Reg. Voters	Times Counted	Total Votes	Write-In Votes
Jurisdiction Wide								
Albert Township, Precinct 1	2101	775	13	13 100.00%	2101	775	16	16 100.00%
Avery Township, Precinct 1	-	-	-	-	-	-	-	-
Briley Township, Precinct 1	-	-	-	-	-	-	-	-
Hillman Township, Precinct 1	-	-	-	-	-	-	-	-
Loud Township, Precinct 1	-	-	-	-	-	-	-	-
Montmorency Township, Precinct 1	-	-	-	-	-	-	-	-
Montmorency Township, Precinct 2	-	-	-	-	-	-	-	-
Rust Township, Precinct 1	-	-	-	-	-	-	-	-
Vienna Township, Precinct 1	-	-	-	-	-	-	-	-
Total	2101	775	13	13 100.00%	2101	775	16	16 100.00%

Statement of Votes Cast
Montmorency County, MI
2016 General Primary

Date:08/03/16
Time:09:02:07
Page:64 of 111

SOVC For Jurisdiction Wide, All Counters, All Races

	DEM Avery Twp Supervisor				DEM Avery Twp Clerk			
	Reg. Voters	Times Counted	Total Votes	Write-In Votes	Reg. Voters	Times Counted	Total Votes	Write-In Votes
Jurisdiction Wide								
Albert Township, Precinct 1	-	-	-	-	-	-	-	-
Avery Township, Precinct 1	552	158	2	2 100.00%	552	158	2	2 100.00%
Briley Township, Precinct 1	-	-	-	-	-	-	-	-
Hillman Township, Precinct 1	-	-	-	-	-	-	-	-
Loud Township, Precinct 1	-	-	-	-	-	-	-	-
Montmorency Township, Precinct 1	-	-	-	-	-	-	-	-
Montmorency Township, Precinct 2	-	-	-	-	-	-	-	-
Rust Township, Precinct 1	-	-	-	-	-	-	-	-
Vienna Township, Precinct 1	-	-	-	-	-	-	-	-
Total	552	158	2	2 100.00%	552	158	2	2 100.00%

Statement of Votes Cast
Montmorency County, MI
2016 General Primary

Date:08/03/16
Time:09:02:07
Page:65 of 111

SOVC For Jurisdiction Wide, All Counters, All Races

	DEM Avery Twp Treasurer				DEM Avery Twp Trustee			
	Reg. Voters	Times Counted	Total Votes	Write-In Votes	Reg. Voters	Times Counted	Total Votes	Write-In Votes
Jurisdiction Wide	-	-	-	-	-	-	-	-
Albert Township, Precinct 1	-	-	-	-	-	-	-	-
Avery Township, Precinct 1	552	158	2	2 100.00%	552	158	3	3 100.00%
Briley Township, Precinct 1	-	-	-	-	-	-	-	-
Hillman Township, Precinct 1	-	-	-	-	-	-	-	-
Loud Township, Precinct 1	-	-	-	-	-	-	-	-
Montmorency Township, Precinct 1	-	-	-	-	-	-	-	-
Montmorency Township, Precinct 2	-	-	-	-	-	-	-	-
Rust Township, Precinct 1	-	-	-	-	-	-	-	-
Vienna Township, Precinct 1	-	-	-	-	-	-	-	-
Total	552	158	2	2 100.00%	552	158	3	3 100.00%

Statement of Votes Cast
Montmorency County, MI
2016 General Primary

Date:08/03/16
Time:09:02:07
Page:66 of 111

SOVC For Jurisdiction Wide, All Counters, All Races

	DEM Briley Twp Supervisor				DEM Briley Twp Clerk			
	Reg. Voters	Times Counted	Total Votes	Write-In Votes	Reg. Voters	Times Counted	Total Votes	Write-In Votes
Jurisdiction Wide								
Albert Township, Precinct 1	-	-	-	-	-	-	-	-
Avery Township, Precinct 1	-	-	-	-	-	-	-	-
Briley Township, Precinct 1	1643	518	9	9 100.00%	1643	518	9	9 100.00%
Hillman Township, Precinct 1	-	-	-	-	-	-	-	-
Loud Township, Precinct 1	-	-	-	-	-	-	-	-
Montmorency Township, Precinct 1	-	-	-	-	-	-	-	-
Montmorency Township, Precinct 2	-	-	-	-	-	-	-	-
Rust Township, Precinct 1	-	-	-	-	-	-	-	-
Vienna Township, Precinct 1	-	-	-	-	-	-	-	-
Total	1643	518	9	9 100.00%	1643	518	9	9 100.00%

Statement of Votes Cast
Montmorency County, MI
2016 General Primary

Date:08/03/16
Time:09:02:07
Page:67 of 111

SOVC For Jurisdiction Wide, All Counters, All Races

	DEM Briley Twp Treasurer				DEM Briley Twp Trustee			
	Reg. Voters	Times Counted	Total Votes	Write-In Votes	Reg. Voters	Times Counted	Total Votes	Write-In Votes
Jurisdiction Wide								
Albert Township, Precinct 1	-	-	-	-	-	-	-	-
Avery Township, Precinct 1	-	-	-	-	-	-	-	-
Briley Township, Precinct 1	1643	518	8	8 100.00%	1643	518	14	14 100.00%
Hillman Township, Precinct 1	-	-	-	-	-	-	-	-
Loud Township, Precinct 1	-	-	-	-	-	-	-	-
Montmorency Township, Precinct 1	-	-	-	-	-	-	-	-
Montmorency Township, Precinct 2	-	-	-	-	-	-	-	-
Rust Township, Precinct 1	-	-	-	-	-	-	-	-
Vienna Township, Precinct 1	-	-	-	-	-	-	-	-
Total	1643	518	8	8 100.00%	1643	518	14	14 100.00%

Statement of Votes Cast
Montmorency County, MI
2016 General Primary

Date:08/03/16
Time:09:02:07
Page:68 of 111

SOVC For Jurisdiction Wide, All Counters, All Races

	DEM Hillman Twp Supervisor				DEM Hillman Twp Clerk			
	Reg. Voters	Times Counted	Total Votes	Write-In Votes	Reg. Voters	Times Counted	Total Votes	Write-In Votes
Jurisdiction Wide								
Albert Township, Precinct 1	-	-	-	-	-	-	-	-
Avery Township, Precinct 1	-	-	-	-	-	-	-	-
Briley Township, Precinct 1	-	-	-	-	-	-	-	-
Hillman Township, Precinct 1	1565	384	7	7 100.00%	1565	384	6	6 100.00%
Loud Township, Precinct 1	-	-	-	-	-	-	-	-
Montmorency Township, Precinct 1	-	-	-	-	-	-	-	-
Montmorency Township, Precinct 2	-	-	-	-	-	-	-	-
Rust Township, Precinct 1	-	-	-	-	-	-	-	-
Vienna Township, Precinct 1	-	-	-	-	-	-	-	-
Total	1565	384	7	7 100.00%	1565	384	6	6 100.00%

Statement of Votes Cast
Montmorency County, MI
2016 General Primary

Date:08/03/16
Time:09:02:07
Page:69 of 111

SOVC For Jurisdiction Wide, All Counters, All Races

	DEM Hillman Twp Treasurer			
	Reg. Voters	Times Counted	Total Votes	Write-In Votes
Jurisdiction Wide				
Albert Township, Precinct 1	-	-	-	-
Avery Township, Precinct 1	-	-	-	-
Briley Township, Precinct 1	-	-	-	-
Hillman Township, Precinct 1	1565	384	6	6 100.00%
Loud Township, Precinct 1	-	-	-	-
Montmorency Township, Precinct 1	-	-	-	-
Montmorency Township, Precinct 2	-	-	-	-
Rust Township, Precinct 1	-	-	-	-
Vienna Township, Precinct 1	-	-	-	-
Total	1565	384	6	6 100.00%

Statement of Votes Cast
Montmorency County, MI
2016 General Primary

Date:08/03/16
Time:09:02:07
Page:70 of 111

SOVC For Jurisdiction Wide, All Counters, All Races

	DEM Hillman Twp Trustee								
	Reg. Voters	Times Counted	Total Votes	Randel A. Blowsky (DEM)		Richard Oswald (DEM)		Write-In Votes	
Jurisdiction Wide									
Albert Township, Precinct 1	-	-	-	-	-	-	-	-	-
Avery Township, Precinct 1	-	-	-	-	-	-	-	-	-
Briley Township, Precinct 1	-	-	-	-	-	-	-	-	-
Hillman Township, Precinct 1	1565	384	86	57	66.28%	27	31.40%	2	2.33%
Loud Township, Precinct 1	-	-	-	-	-	-	-	-	-
Montmorency Township, Precinct 1	-	-	-	-	-	-	-	-	-
Montmorency Township, Precinct 2	-	-	-	-	-	-	-	-	-
Rust Township, Precinct 1	-	-	-	-	-	-	-	-	-
Vienna Township, Precinct 1	-	-	-	-	-	-	-	-	-
Total	1565	384	86	57	66.28%	27	31.40%	2	2.33%

Statement of Votes Cast
Montmorency County, MI
2016 General Primary

Date:08/03/16
Time:09:02:07
Page:71 of 111

SOVC For Jurisdiction Wide, All Counters, All Races

	DEM Loud Twp Supervisor				DEM Loud Twp Clerk			
	Reg. Voters	Times Counted	Total Votes	Write-In Votes	Reg. Voters	Times Counted	Total Votes	Write-In Votes
Jurisdiction Wide								
Albert Township, Precinct 1	-	-	-	-	-	-	-	-
Avery Township, Precinct 1	-	-	-	-	-	-	-	-
Briley Township, Precinct 1	-	-	-	-	-	-	-	-
Hillman Township, Precinct 1	-	-	-	-	-	-	-	-
Loud Township, Precinct 1	243	76	2	2 100.00%	243	76	2	2 100.00%
Montmorency Township, Precinct 1	-	-	-	-	-	-	-	-
Montmorency Township, Precinct 2	-	-	-	-	-	-	-	-
Rust Township, Precinct 1	-	-	-	-	-	-	-	-
Vienna Township, Precinct 1	-	-	-	-	-	-	-	-
Total	243	76	2	2 100.00%	243	76	2	2 100.00%

Statement of Votes Cast
Montmorency County, MI
2016 General Primary

Date:08/03/16
Time:09:02:07
Page:72 of 111

SOVC For Jurisdiction Wide, All Counters, All Races

	DEM Loud Twp Treasurer				DEM Loud Twp Trustee			
	Reg. Voters	Times Counted	Total Votes	Write-In Votes	Reg. Voters	Times Counted	Total Votes	Write-In Votes
Jurisdiction Wide								
Albert Township, Precinct 1	-	-	-	-	-	-	-	-
Avery Township, Precinct 1	-	-	-	-	-	-	-	-
Briley Township, Precinct 1	-	-	-	-	-	-	-	-
Hillman Township, Precinct 1	-	-	-	-	-	-	-	-
Loud Township, Precinct 1	243	76	2	2 100.00%	243	76	2	2 100.00%
Montmorency Township, Precinct 1	-	-	-	-	-	-	-	-
Montmorency Township, Precinct 2	-	-	-	-	-	-	-	-
Rust Township, Precinct 1	-	-	-	-	-	-	-	-
Vienna Township, Precinct 1	-	-	-	-	-	-	-	-
Total	243	76	2	2 100.00%	243	76	2	2 100.00%

Statement of Votes Cast
Montmorency County, MI
2016 General Primary

Date:08/03/16
Time:09:02:07
Page:73 of 111

SOVC For Jurisdiction Wide, All Counters, All Races

	DEM Monty Twp Supervisor				DEM Monty Twp Clerk			
	Reg. Voters	Times Counted	Total Votes	Write-In Votes	Reg. Voters	Times Counted	Total Votes	Write-In Votes
Jurisdiction Wide								
Albert Township, Precinct 1	-	-	-	-	-	-	-	-
Avery Township, Precinct 1	-	-	-	-	-	-	-	-
Briley Township, Precinct 1	-	-	-	-	-	-	-	-
Hillman Township, Precinct 1	-	-	-	-	-	-	-	-
Loud Township, Precinct 1	-	-	-	-	-	-	-	-
Montmorency Township, Precinct 1	523	137	5	5 100.00%	523	137	5	5 100.00%
Montmorency Township, Precinct 2	439	171	8	8 100.00%	439	171	7	7 100.00%
Rust Township, Precinct 1	-	-	-	-	-	-	-	-
Vienna Township, Precinct 1	-	-	-	-	-	-	-	-
Total	962	308	13	13 100.00%	962	308	12	12 100.00%

Statement of Votes Cast
Montmorency County, MI
2016 General Primary

Date:08/03/16
Time:09:02:07
Page:74 of 111

SOVC For Jurisdiction Wide, All Counters, All Races

	DEM Monty Twp Treasurer				DEM Monty Twp Trustee			
	Reg. Voters	Times Counted	Total Votes	Write-In Votes	Reg. Voters	Times Counted	Total Votes	Write-In Votes
Jurisdiction Wide								
Albert Township, Precinct 1	-	-	-	-	-	-	-	-
Avery Township, Precinct 1	-	-	-	-	-	-	-	-
Briley Township, Precinct 1	-	-	-	-	-	-	-	-
Hillman Township, Precinct 1	-	-	-	-	-	-	-	-
Loud Township, Precinct 1	-	-	-	-	-	-	-	-
Montmorency Township, Precinct 1	523	137	5	5 100.00%	523	137	6	6 100.00%
Montmorency Township, Precinct 2	439	171	7	7 100.00%	439	171	10	10 100.00%
Rust Township, Precinct 1	-	-	-	-	-	-	-	-
Vienna Township, Precinct 1	-	-	-	-	-	-	-	-
Total	962	308	12	12 100.00%	962	308	16	16 100.00%

Statement of Votes Cast
Montmorency County, MI
2016 General Primary

Date:08/03/16
Time:09:02:07
Page:75 of 111

SOVC For Jurisdiction Wide, All Counters, All Races

	DEM Rust Twp Supervisor				DEM Rust Twp Clerk			
	Reg. Voters	Times Counted	Total Votes	Write-In Votes	Reg. Voters	Times Counted	Total Votes	Write-In Votes
Jurisdiction Wide								
Albert Township, Precinct 1	-	-	-	-	-	-	-	-
Avery Township, Precinct 1	-	-	-	-	-	-	-	-
Briley Township, Precinct 1	-	-	-	-	-	-	-	-
Hillman Township, Precinct 1	-	-	-	-	-	-	-	-
Loud Township, Precinct 1	-	-	-	-	-	-	-	-
Montmorency Township, Precinct 1	-	-	-	-	-	-	-	-
Montmorency Township, Precinct 2	-	-	-	-	-	-	-	-
Rust Township, Precinct 1	397	113	3	3 100.00%	397	113	3	3 100.00%
Vienna Township, Precinct 1	-	-	-	-	-	-	-	-
Total	397	113	3	3 100.00%	397	113	3	3 100.00%

Statement of Votes Cast
Montmorency County, MI
2016 General Primary

Date:08/03/16
Time:09:02:07
Page:76 of 111

SOVC For Jurisdiction Wide, All Counters, All Races

	DEM Rust Twp Treasurer				DEM Rust Twp Trustee			
	Reg. Voters	Times Counted	Total Votes	Write-In Votes	Reg. Voters	Times Counted	Total Votes	Write-In Votes
Jurisdiction Wide								
Albert Township, Precinct 1	-	-	-	-	-	-	-	-
Avery Township, Precinct 1	-	-	-	-	-	-	-	-
Briley Township, Precinct 1	-	-	-	-	-	-	-	-
Hillman Township, Precinct 1	-	-	-	-	-	-	-	-
Loud Township, Precinct 1	-	-	-	-	-	-	-	-
Montmorency Township, Precinct 1	-	-	-	-	-	-	-	-
Montmorency Township, Precinct 2	-	-	-	-	-	-	-	-
Rust Township, Precinct 1	397	113	3	3 100.00%	397	113	3	3 100.00%
Vienna Township, Precinct 1	-	-	-	-	-	-	-	-
Total	397	113	3	3 100.00%	397	113	3	3 100.00%

Statement of Votes Cast
Montmorency County, MI
2016 General Primary

Date:08/03/16
Time:09:02:07
Page:77 of 111

SOVC For Jurisdiction Wide, All Counters, All Races

	DEM Vienna Twp Supervisor				DEM Vienna Twp Clerk			
	Reg. Voters	Times Counted	Total Votes	Write-In Votes	Reg. Voters	Times Counted	Total Votes	Write-In Votes
Jurisdiction Wide								
Albert Township, Precinct 1	-	-	-	-	-	-	-	-
Avery Township, Precinct 1	-	-	-	-	-	-	-	-
Briley Township, Precinct 1	-	-	-	-	-	-	-	-
Hillman Township, Precinct 1	-	-	-	-	-	-	-	-
Loud Township, Precinct 1	-	-	-	-	-	-	-	-
Montmorency Township, Precinct 1	-	-	-	-	-	-	-	-
Montmorency Township, Precinct 2	-	-	-	-	-	-	-	-
Rust Township, Precinct 1	-	-	-	-	-	-	-	-
Vienna Township, Precinct 1	455	150	2	2 100.00%	455	150	2	2 100.00%
Total	455	150	2	2 100.00%	455	150	2	2 100.00%

Statement of Votes Cast
Montmorency County, MI
2016 General Primary

Date:08/03/16
Time:09:02:07
Page:78 of 111

SOVC For Jurisdiction Wide, All Counters, All Races

	DEM Vienna Twp Treasurer				DEM Vienna Twp Trustee			
	Reg. Voters	Times Counted	Total Votes	Write-In Votes	Reg. Voters	Times Counted	Total Votes	Write-In Votes
Jurisdiction Wide								
Albert Township, Precinct 1	-	-	-	-	-	-	-	-
Avery Township, Precinct 1	-	-	-	-	-	-	-	-
Briley Township, Precinct 1	-	-	-	-	-	-	-	-
Hillman Township, Precinct 1	-	-	-	-	-	-	-	-
Loud Township, Precinct 1	-	-	-	-	-	-	-	-
Montmorency Township, Precinct 1	-	-	-	-	-	-	-	-
Montmorency Township, Precinct 2	-	-	-	-	-	-	-	-
Rust Township, Precinct 1	-	-	-	-	-	-	-	-
Vienna Township, Precinct 1	455	150	2	2 100.00%	455	150	3	3 100.00%
Total	455	150	2	2 100.00%	455	150	3	3 100.00%

Statement of Votes Cast
Montmorency County, MI
2016 General Primary

Date:08/03/16
Time:09:02:07
Page:79 of 111

SOVC For Jurisdiction Wide, All Counters, All Races

	DEM Albert 1 Delegate				DEM Avery 1 Delegate			
	Reg. Voters	Times Counted	Total Votes	Write-In Votes	Reg. Voters	Times Counted	Total Votes	Write-In Votes
Jurisdiction Wide								
Albert Township, Precinct 1	2101	775	11	11 100.00%	-	-	-	-
Avery Township, Precinct 1	-	-	-	-	552	158	1	1 100.00%
Briley Township, Precinct 1	-	-	-	-	-	-	-	-
Hillman Township, Precinct 1	-	-	-	-	-	-	-	-
Loud Township, Precinct 1	-	-	-	-	-	-	-	-
Montmorency Township, Precinct 1	-	-	-	-	-	-	-	-
Montmorency Township, Precinct 2	-	-	-	-	-	-	-	-
Rust Township, Precinct 1	-	-	-	-	-	-	-	-
Vienna Township, Precinct 1	-	-	-	-	-	-	-	-
Total	2101	775	11	11 100.00%	552	158	1	1 100.00%

Statement of Votes Cast
Montmorency County, MI
2016 General Primary

Date:08/03/16
Time:09:02:07
Page:80 of 111

SOVC For Jurisdiction Wide, All Counters, All Races

	DEM Briley 1 Delegate				DEM Hillman 1 Delegate			
	Reg. Voters	Times Counted	Total Votes	Write-In Votes	Reg. Voters	Times Counted	Total Votes	Write-In Votes
Jurisdiction Wide								
Albert Township, Precinct 1	-	-	-	-	-	-	-	-
Avery Township, Precinct 1	-	-	-	-	-	-	-	-
Briley Township, Precinct 1	1643	518	7	7 100.00%	-	-	-	-
Hillman Township, Precinct 1	-	-	-	-	1565	384	6	6 100.00%
Loud Township, Precinct 1	-	-	-	-	-	-	-	-
Montmorency Township, Precinct 1	-	-	-	-	-	-	-	-
Montmorency Township, Precinct 2	-	-	-	-	-	-	-	-
Rust Township, Precinct 1	-	-	-	-	-	-	-	-
Vienna Township, Precinct 1	-	-	-	-	-	-	-	-
Total	1643	518	7	7 100.00%	1565	384	6	6 100.00%

Statement of Votes Cast
Montmorency County, MI
2016 General Primary

Date:08/03/16
Time:09:02:07
Page:81 of 111

SOVC For Jurisdiction Wide, All Counters, All Races

	DEM Loud 1 Delegate				DEM Monty 1 Delegate			
	Reg. Voters	Times Counted	Total Votes	Write-In Votes	Reg. Voters	Times Counted	Total Votes	Write-In Votes
Jurisdiction Wide								
Albert Township, Precinct 1	-	-	-	-	-	-	-	-
Avery Township, Precinct 1	-	-	-	-	-	-	-	-
Briley Township, Precinct 1	-	-	-	-	-	-	-	-
Hillman Township, Precinct 1	-	-	-	-	-	-	-	-
Loud Township, Precinct 1	243	76	0	0	-	-	-	-
Montmorency Township, Precinct 1	-	-	-	-	523	137	6	6 100.00%
Montmorency Township, Precinct 2	-	-	-	-	-	-	-	-
Rust Township, Precinct 1	-	-	-	-	-	-	-	-
Vienna Township, Precinct 1	-	-	-	-	-	-	-	-
Total	243	76	0	0	523	137	6	6 100.00%

Statement of Votes Cast
Montmorency County, MI
2016 General Primary

Date:08/03/16
Time:09:02:07
Page:82 of 111

SOVC For Jurisdiction Wide, All Counters, All Races

	DEM Monty 2 Delegate				DEM Rust 1 Delegate			
	Reg. Voters	Times Counted	Total Votes	Write-In Votes	Reg. Voters	Times Counted	Total Votes	Write-In Votes
Jurisdiction Wide								
Albert Township, Precinct 1	-	-	-	-	-	-	-	-
Avery Township, Precinct 1	-	-	-	-	-	-	-	-
Briley Township, Precinct 1	-	-	-	-	-	-	-	-
Hillman Township, Precinct 1	-	-	-	-	-	-	-	-
Loud Township, Precinct 1	-	-	-	-	-	-	-	-
Montmorency Township, Precinct 1	-	-	-	-	-	-	-	-
Montmorency Township, Precinct 2	439	171	7	7 100.00%	-	-	-	-
Rust Township, Precinct 1	-	-	-	-	397	113	3	3 100.00%
Vienna Township, Precinct 1	-	-	-	-	-	-	-	-
Total	439	171	7	7 100.00%	397	113	3	3 100.00%

Statement of Votes Cast
Montmorency County, MI
2016 General Primary

Date:08/03/16
Time:09:02:07
Page:83 of 111

SOVC For Jurisdiction Wide, All Counters, All Races

	DEM Vienna 1 Delegate			
	Reg. Voters	Times Counted	Total Votes	Write-In Votes
Jurisdiction Wide				
Albert Township, Precinct 1	-	-	-	-
Avery Township, Precinct 1	-	-	-	-
Briley Township, Precinct 1	-	-	-	-
Hillman Township, Precinct 1	-	-	-	-
Loud Township, Precinct 1	-	-	-	-
Montmorency Township, Precinct 1	-	-	-	-
Montmorency Township, Precinct 2	-	-	-	-
Rust Township, Precinct 1	-	-	-	-
Vienna Township, Precinct 1	455	150	2	2 100.00%
Total	455	150	2	2 100.00%

Statement of Votes Cast
Montmorency County, MI
2016 General Primary

Date:08/03/16
Time:09:02:07
Page:84 of 111

SOVC For Jurisdiction Wide, All Counters, All Races

	County Library Prop						
	Reg. Voters	Times Counted	Total Votes	YES		NO	
Jurisdiction Wide							
Albert Township, Precinct 1	2101	775	688	415	60.32%	273	39.68%
Avery Township, Precinct 1	552	158	121	64	52.89%	57	47.11%
Briley Township, Precinct 1	1643	518	440	251	57.05%	189	42.95%
Hillman Township, Precinct 1	1565	384	349	211	60.46%	138	39.54%
Loud Township, Precinct 1	243	76	54	35	64.81%	19	35.19%
Montmorency Township, Precinct 1	523	137	128	52	40.63%	76	59.38%
Montmorency Township, Precinct 2	439	171	163	107	65.64%	56	34.36%
Rust Township, Precinct 1	397	113	100	52	52.00%	48	48.00%
Vienna Township, Precinct 1	455	150	133	73	54.89%	60	45.11%
Total	7918	2482	2176	1260	57.90%	916	42.10%

Statement of Votes Cast
Montmorency County, MI
2016 General Primary

Date:08/03/16
Time:09:02:07
Page:85 of 111

SOVC For Jurisdiction Wide, All Counters, All Races

	Albert Twp Road Prop							
	Reg. Voters	Times Counted	Total Votes	YES		NO		
Jurisdiction Wide								
Albert Township, Precinct 1	2101	775	688	460	66.86%	228	33.14%	
Avery Township, Precinct 1	-	-	-	-	-	-	-	-
Briley Township, Precinct 1	-	-	-	-	-	-	-	-
Hillman Township, Precinct 1	-	-	-	-	-	-	-	-
Loud Township, Precinct 1	-	-	-	-	-	-	-	-
Montmorency Township, Precinct 1	-	-	-	-	-	-	-	-
Montmorency Township, Precinct 2	-	-	-	-	-	-	-	-
Rust Township, Precinct 1	-	-	-	-	-	-	-	-
Vienna Township, Precinct 1	-	-	-	-	-	-	-	-
Total	2101	775	688	460	66.86%	228	33.14%	

Statement of Votes Cast
Montmorency County, MI
2016 General Primary

Date:08/03/16
Time:09:02:07
Page:86 of 111

SOVC For Jurisdiction Wide, All Counters, All Races

	Hillman Twp Amb Prop						
	Reg. Voters	Times Counted	Total Votes	YES		NO	
Jurisdiction Wide							
Albert Township, Precinct 1	-	-	-	-	-	-	-
Avery Township, Precinct 1	-	-	-	-	-	-	-
Briley Township, Precinct 1	-	-	-	-	-	-	-
Hillman Township, Precinct 1	1565	384	355	287	80.85%	68	19.15%
Loud Township, Precinct 1	-	-	-	-	-	-	-
Montmorency Township, Precinct 1	-	-	-	-	-	-	-
Montmorency Township, Precinct 2	-	-	-	-	-	-	-
Rust Township, Precinct 1	-	-	-	-	-	-	-
Vienna Township, Precinct 1	-	-	-	-	-	-	-
Total	1565	384	355	287	80.85%	68	19.15%

Statement of Votes Cast
Montmorency County, MI
2016 General Primary

Date:08/03/16
Time:09:02:07
Page:87 of 111

SOVC For Jurisdiction Wide, All Counters, All Races

Hillman Tw Fire Prop								
	Reg. Voters	Times Counted	Total Votes	YES		NO		
Jurisdiction Wide								
Albert Township, Precinct 1	-	-	-	-	-	-	-	-
Avery Township, Precinct 1	-	-	-	-	-	-	-	-
Briley Township, Precinct 1	-	-	-	-	-	-	-	-
Hillman Township, Precinct 1	1565	384	356	291	81.74%	65	18.26%	
Loud Township, Precinct 1	-	-	-	-	-	-	-	-
Montmorency Township, Precinct 1	-	-	-	-	-	-	-	-
Montmorency Township, Precinct 2	-	-	-	-	-	-	-	-
Rust Township, Precinct 1	-	-	-	-	-	-	-	-
Vienna Township, Precinct 1	-	-	-	-	-	-	-	-
Total	1565	384	356	291	81.74%	65	18.26%	

Statement of Votes Cast
Montmorency County, MI
2016 General Primary

Date:08/03/16
Time:09:02:07
Page:88 of 111

SOVC For Jurisdiction Wide, All Counters, All Races

	Mont Twp Ambul Prop						
	Reg. Voters	Times Counted	Total Votes	YES		NO	
Jurisdiction Wide							
Albert Township, Precinct 1	-	-	-	-	-	-	-
Avery Township, Precinct 1	-	-	-	-	-	-	-
Briley Township, Precinct 1	-	-	-	-	-	-	-
Hillman Township, Precinct 1	-	-	-	-	-	-	-
Loud Township, Precinct 1	-	-	-	-	-	-	-
Montmorency Township, Precinct 1	523	137	127	84	66.14%	43	33.86%
Montmorency Township, Precinct 2	439	171	165	140	84.85%	25	15.15%
Rust Township, Precinct 1	-	-	-	-	-	-	-
Vienna Township, Precinct 1	-	-	-	-	-	-	-
Total	962	308	292	224	76.71%	68	23.29%

Statement of Votes Cast
Montmorency County, MI
2016 General Primary

Date:08/03/16
Time:09:02:07
Page:89 of 111

SOVC For Jurisdiction Wide, All Counters, All Races

Mont Twp Fire Prop							
	Reg. Voters	Times Counted	Total Votes	YES		NO	
Jurisdiction Wide							
Albert Township, Precinct 1	-	-	-	-	-	-	-
Avery Township, Precinct 1	-	-	-	-	-	-	-
Briley Township, Precinct 1	-	-	-	-	-	-	-
Hillman Township, Precinct 1	-	-	-	-	-	-	-
Loud Township, Precinct 1	-	-	-	-	-	-	-
Montmorency Township, Precinct 1	523	137	123	84	68.29%	39	31.71%
Montmorency Township, Precinct 2	439	171	163	132	80.98%	31	19.02%
Rust Township, Precinct 1	-	-	-	-	-	-	-
Vienna Township, Precinct 1	-	-	-	-	-	-	-
Total	962	308	286	216	75.52%	70	24.48%

Statement of Votes Cast
Montmorency County, MI
2016 General Primary

Date:08/03/16
Time:09:02:07
Page:90 of 111

SOVC For Jurisdiction Wide, All Counters, All Races

	Mont Twp Refuse Prop						
	Reg. Voters	Times Counted	Total Votes	YES		NO	
Jurisdiction Wide							
Albert Township, Precinct 1	-	-	-	-	-	-	-
Avery Township, Precinct 1	-	-	-	-	-	-	-
Briley Township, Precinct 1	-	-	-	-	-	-	-
Hillman Township, Precinct 1	-	-	-	-	-	-	-
Loud Township, Precinct 1	-	-	-	-	-	-	-
Montmorency Township, Precinct 1	523	137	128	68	53.13%	60	46.88%
Montmorency Township, Precinct 2	439	171	163	120	73.62%	43	26.38%
Rust Township, Precinct 1	-	-	-	-	-	-	-
Vienna Township, Precinct 1	-	-	-	-	-	-	-
Total	962	308	291	188	64.60%	103	35.40%

Statement of Votes Cast
Montmorency County, MI
2016 General Primary

Date:08/03/16
Time:09:02:07
Page:91 of 111

SOVC For Jurisdiction Wide, All Counters, All Races

	Rust Twp Ambul Prop						
	Reg. Voters	Times Counted	Total Votes	YES		NO	
Jurisdiction Wide							
Albert Township, Precinct 1	-	-	-	-	-	-	-
Avery Township, Precinct 1	-	-	-	-	-	-	-
Briley Township, Precinct 1	-	-	-	-	-	-	-
Hillman Township, Precinct 1	-	-	-	-	-	-	-
Loud Township, Precinct 1	-	-	-	-	-	-	-
Montmorency Township, Precinct 1	-	-	-	-	-	-	-
Montmorency Township, Precinct 2	-	-	-	-	-	-	-
Rust Township, Precinct 1	397	113	101	70	69.31%	31	30.69%
Vienna Township, Precinct 1	-	-	-	-	-	-	-
Total	397	113	101	70	69.31%	31	30.69%

Statement of Votes Cast
Montmorency County, MI
2016 General Primary

Date:08/03/16
Time:09:02:07
Page:92 of 111

SOVC For Jurisdiction Wide, All Counters, All Races

Vienna Tw Ambul Prop							
	Reg. Voters	Times Counted	Total Votes	YES		NO	
Jurisdiction Wide							
Albert Township, Precinct 1	-	-	-	-	-	-	-
Avery Township, Precinct 1	-	-	-	-	-	-	-
Briley Township, Precinct 1	-	-	-	-	-	-	-
Hillman Township, Precinct 1	-	-	-	-	-	-	-
Loud Township, Precinct 1	-	-	-	-	-	-	-
Montmorency Township, Precinct 1	-	-	-	-	-	-	-
Montmorency Township, Precinct 2	-	-	-	-	-	-	-
Rust Township, Precinct 1	-	-	-	-	-	-	-
Vienna Township, Precinct 1	455	150	132	102	77.27%	30	22.73%
Total	455	150	132	102	77.27%	30	22.73%

Statement of Votes Cast
Montmorency County, MI
2016 General Primary

Date:08/03/16
Time:09:02:07
Page:93 of 111

SOVC For Jurisdiction Wide, All Counters, All Races

	Atlanta Sc Bond Prop						
	Reg. Voters	Times Counted	Total Votes	YES		NO	
Jurisdiction Wide							
Albert Township, Precinct 1	6	4	4	2	50.00%	2	50.00%
Avery Township, Precinct 1	552	158	124	58	46.77%	66	53.23%
Briley Township, Precinct 1	1643	518	423	229	54.14%	194	45.86%
Hillman Township, Precinct 1	-	-	-	-	-	-	-
Loud Township, Precinct 1	243	76	56	33	58.93%	23	41.07%
Montmorency Township, Precinct 1	-	-	-	-	-	-	-
Montmorency Township, Precinct 2	432	168	146	86	58.90%	60	41.10%
Rust Township, Precinct 1	-	-	-	-	-	-	-
Vienna Township, Precinct 1	172	69	56	24	42.86%	32	57.14%
Total	3048	993	809	432	53.40%	377	46.60%

Statement of Votes Cast
Montmorency County, MI
2016 General Primary
SOVC For Jurisdiction Wide, All Counters, All Races

Date:08/03/16
Time:09:02:07
Page:94 of 111

THE WHOLE NUMBER OF VOTES GIVEN: REP D1 Rep in Congress
WAS 1796 (OF WHICH)

Jason Allen (REP)	RECEIVED	563
Jack Bergman (REP)	RECEIVED	789
Tom Casperson (REP)	RECEIVED	436
Write-In Votes	RECEIVED	8

THE WHOLE NUMBER OF VOTES GIVEN: REP D105 Representative
WAS 1607 (OF WHICH)

Triston S. Cole (REP)	RECEIVED	1592
Write-In Votes	RECEIVED	15

THE WHOLE NUMBER OF VOTES GIVEN: REP Prosecuting Attorney
WAS 1564 (OF WHICH)

Vicki P. Kunding (REP)	RECEIVED	1546
Write-In Votes	RECEIVED	18

THE WHOLE NUMBER OF VOTES GIVEN: REP County Sheriff
WAS 1984 (OF WHICH)

Chad Brown (REP)	RECEIVED	1506
David Wagner (REP)	RECEIVED	475
Write-In Votes	RECEIVED	3

THE WHOLE NUMBER OF VOTES GIVEN: REP County Clerk
WAS 1634 (OF WHICH)

Cheryl A. Neilsen (REP)	RECEIVED	1622
Write-In Votes	RECEIVED	12

THE WHOLE NUMBER OF VOTES GIVEN: REP County Treasurer
WAS 1595 (OF WHICH)

Jean M. Klein (REP)	RECEIVED	1578
Write-In Votes	RECEIVED	17

THE WHOLE NUMBER OF VOTES GIVEN: REP Register of Deeds
WAS 1630 (OF WHICH)

Teresa L. Walker (REP)	RECEIVED	1623
Write-In Votes	RECEIVED	7

THE WHOLE NUMBER OF VOTES GIVEN: REP Road Commissioner
WAS 1567 (OF WHICH)

Ted Orm (REP)	RECEIVED	1555
Write-In Votes	RECEIVED	12

Statement of Votes Cast
Montmorency County, MI
2016 General Primary
SOVC For Jurisdiction Wide, All Counters, All Races

Date:08/03/16
Time:09:02:07
Page:95 of 111

THE WHOLE NUMBER OF VOTES GIVEN: REP D1 Commissioner
WAS 31 (OF WHICH)

Write-In Votes	RECEIVED	31
----------------	----------	----

THE WHOLE NUMBER OF VOTES GIVEN: REP D2 Commissioner
WAS 368 (OF WHICH)

Don Edwards (REP)	RECEIVED	364
Write-In Votes	RECEIVED	4

THE WHOLE NUMBER OF VOTES GIVEN: REP D3 Commissioner
WAS 186 (OF WHICH)

Daryl Peterson (REP)	RECEIVED	185
Write-In Votes	RECEIVED	1

THE WHOLE NUMBER OF VOTES GIVEN: REP D4 Commissioner
WAS 425 (OF WHICH)

Gene Thornton (REP)	RECEIVED	419
Write-In Votes	RECEIVED	6

THE WHOLE NUMBER OF VOTES GIVEN: REP D5 Commissioner
WAS 305 (OF WHICH)

Stacy Carroll (REP)	RECEIVED	293
Write-In Votes	RECEIVED	12

THE WHOLE NUMBER OF VOTES GIVEN: REP Albert Twp Supervisor
WAS 613 (OF WHICH)

Mike Dombrowski (REP)	RECEIVED	415
John Scott (REP)	RECEIVED	185
Write-In Votes	RECEIVED	13

THE WHOLE NUMBER OF VOTES GIVEN: REP Albert Twp Clerk
WAS 638 (OF WHICH)

Judy Athan (REP)	RECEIVED	385
Christine St. George (REP)	RECEIVED	252
Write-In Votes	RECEIVED	1

THE WHOLE NUMBER OF VOTES GIVEN: REP Albert Twp Treasurer
WAS 533 (OF WHICH)

John Righi (REP)	RECEIVED	524
Write-In Votes	RECEIVED	9

THE WHOLE NUMBER OF VOTES GIVEN: REP Albert Twp Trustee
WAS 1115 (OF WHICH)

Douglas G. Cady (REP)	RECEIVED	151
-----------------------	----------	-----

Statement of Votes Cast
Montmorency County, MI
2016 General Primary

Date:08/03/16
Time:09:02:07
Page:96 of 111

SOVC For Jurisdiction Wide, All Counters, All Races

Brian R. Carroll (REP)	RECEIVED	200
Roger Cohoe (REP)	RECEIVED	252
Richard Deska (REP)	RECEIVED	169
Denise Heyser (REP)	RECEIVED	179
Dan Mullins (REP)	RECEIVED	162
Write-In Votes	RECEIVED	2

THE WHOLE NUMBER OF VOTES GIVEN: REP Avery Twp Supervisor
WAS 100 (OF WHICH)

Thomas Seymour (REP)	RECEIVED	99
Write-In Votes	RECEIVED	1

THE WHOLE NUMBER OF VOTES GIVEN: REP Avery Twp Clerk
WAS 98 (OF WHICH)

Ann M. Seymour (REP)	RECEIVED	96
Write-In Votes	RECEIVED	2

THE WHOLE NUMBER OF VOTES GIVEN: REP Avery Twp Treasurer
WAS 98 (OF WHICH)

Jean M. Angell (REP)	RECEIVED	95
Write-In Votes	RECEIVED	3

THE WHOLE NUMBER OF VOTES GIVEN: REP Avery Twp Trustee
WAS 163 (OF WHICH)

Gary McMurphy (REP)	RECEIVED	92
Amy M. Meyers (REP)	RECEIVED	71
Write-In Votes	RECEIVED	0

THE WHOLE NUMBER OF VOTES GIVEN: REP Briley Twp Supervisor
WAS 298 (OF WHICH)

Bruno Wojcik (REP)	RECEIVED	284
Write-In Votes	RECEIVED	14

THE WHOLE NUMBER OF VOTES GIVEN: REP Briley Twp Clerk
WAS 316 (OF WHICH)

Mary Jo Whitmire (REP)	RECEIVED	310
Write-In Votes	RECEIVED	6

THE WHOLE NUMBER OF VOTES GIVEN: REP Briley Twp Treasurer
WAS 315 (OF WHICH)

B Valentine-Flynn (REP)	RECEIVED	306
Write-In Votes	RECEIVED	9

THE WHOLE NUMBER OF VOTES GIVEN: REP Briley Twp Trustee
WAS 309 (OF WHICH)

Statement of Votes Cast
Montmorency County, MI
2016 General Primary

Date:08/03/16
Time:09:02:07
Page:97 of 111

SOVC For Jurisdiction Wide, All Counters, All Races

Mary Freeman (REP)	RECEIVED	275
Write-In Votes	RECEIVED	34

THE WHOLE NUMBER OF VOTES GIVEN: REP Hillman Twp Supervisor
WAS 233 (OF WHICH)

Charles T. Manning (REP)	RECEIVED	233
Write-In Votes	RECEIVED	0

THE WHOLE NUMBER OF VOTES GIVEN: REP Hillman Twp Clerk
WAS 233 (OF WHICH)

Pamela J. Achatz (REP)	RECEIVED	233
Write-In Votes	RECEIVED	0

THE WHOLE NUMBER OF VOTES GIVEN: REP Hillman Twp Treasurer
WAS 230 (OF WHICH)

Sharon J. Vanderveer (REP)	RECEIVED	230
Write-In Votes	RECEIVED	0

THE WHOLE NUMBER OF VOTES GIVEN: REP Hillman Twp Trustee
WAS 340 (OF WHICH)

Mike Achatz (REP)	RECEIVED	176
John S. Burr (REP)	RECEIVED	164
Write-In Votes	RECEIVED	0

THE WHOLE NUMBER OF VOTES GIVEN: REP Loud Twp Supervisor
WAS 50 (OF WHICH)

Beau Williams (REP)	RECEIVED	50
Write-In Votes	RECEIVED	0

THE WHOLE NUMBER OF VOTES GIVEN: REP Loud Twp Clerk
WAS 50 (OF WHICH)

Kari Klein (REP)	RECEIVED	50
Write-In Votes	RECEIVED	0

THE WHOLE NUMBER OF VOTES GIVEN: REP Loud Twp Treasurer
WAS 47 (OF WHICH)

Mary Hubbard (REP)	RECEIVED	47
Write-In Votes	RECEIVED	0

THE WHOLE NUMBER OF VOTES GIVEN: REP Loud Twp Trustee
WAS 73 (OF WHICH)

Elva Duncan (REP)	RECEIVED	44
Robert Hosmer (REP)	RECEIVED	29
Write-In Votes	RECEIVED	0

Statement of Votes Cast
Montmorency County, MI
2016 General Primary
SOVC For Jurisdiction Wide, All Counters, All Races

Date:08/03/16
Time:09:02:07
Page:98 of 111

THE WHOLE NUMBER OF VOTES GIVEN: REP Monty Twp Supervisor
WAS 201 (OF WHICH)

Garry L. Boldrey (REP)	RECEIVED	201
Write-In Votes	RECEIVED	0

THE WHOLE NUMBER OF VOTES GIVEN: REP Monty Twp Clerk
WAS 206 (OF WHICH)

Connie Brandt (REP)	RECEIVED	206
Write-In Votes	RECEIVED	0

THE WHOLE NUMBER OF VOTES GIVEN: REP Monty Twp Treasurer
WAS 203 (OF WHICH)

Janelle R. Herrick (REP)	RECEIVED	203
Write-In Votes	RECEIVED	0

THE WHOLE NUMBER OF VOTES GIVEN: REP Monty Twp Trustee
WAS 320 (OF WHICH)

Kendell Hardies (REP)	RECEIVED	160
Gerald Steinke (REP)	RECEIVED	160
Write-In Votes	RECEIVED	0

THE WHOLE NUMBER OF VOTES GIVEN: REP Rust Twp Supervisor
WAS 76 (OF WHICH)

Jon Schulze (REP)	RECEIVED	76
Write-In Votes	RECEIVED	0

THE WHOLE NUMBER OF VOTES GIVEN: REP Rust Twp Clerk
WAS 83 (OF WHICH)

Carleen Klein (REP)	RECEIVED	83
Write-In Votes	RECEIVED	0

THE WHOLE NUMBER OF VOTES GIVEN: REP Rust Twp Treasurer
WAS 81 (OF WHICH)

Michelle LaFleche (REP)	RECEIVED	81
Write-In Votes	RECEIVED	0

THE WHOLE NUMBER OF VOTES GIVEN: REP Rust Twp Trustee
WAS 132 (OF WHICH)

James Fifield (REP)	RECEIVED	70
Janice Richiert (REP)	RECEIVED	62
Write-In Votes	RECEIVED	0

THE WHOLE NUMBER OF VOTES GIVEN: REP Vienna Twp Supervisor
WAS 103 (OF WHICH)

Statement of Votes Cast
Montmorency County, MI
2016 General Primary

Date:08/03/16
Time:09:02:07
Page:99 of 111

SOVC For Jurisdiction Wide, All Counters, All Races

Cheryl L. Klein (REP)	RECEIVED	103
Write-In Votes	RECEIVED	0

THE WHOLE NUMBER OF VOTES GIVEN: REP Vienna Twp Clerk
WAS 105 (OF WHICH)

Elaine Dixon (REP)	RECEIVED	105
Write-In Votes	RECEIVED	0

THE WHOLE NUMBER OF VOTES GIVEN: REP Vienna Twp Treasurer
WAS 111 (OF WHICH)

Janet Black (REP)	RECEIVED	94
Dawn M. Lawrence (REP)	RECEIVED	17
Write-In Votes	RECEIVED	0

THE WHOLE NUMBER OF VOTES GIVEN: REP Vienna Twp Trustee
WAS 162 (OF WHICH)

Faye E. Erving (REP)	RECEIVED	87
Mayree M. Payne (REP)	RECEIVED	75
Write-In Votes	RECEIVED	0

THE WHOLE NUMBER OF VOTES GIVEN: REP Albert 1 Delegate
WAS 428 (OF WHICH)

Brian R. Carroll (REP)	RECEIVED	384
Write-In Votes	RECEIVED	44

THE WHOLE NUMBER OF VOTES GIVEN: REP Avery 1 Delegate
WAS 89 (OF WHICH)

Rick Warzywak (REP)	RECEIVED	88
Write-In Votes	RECEIVED	1

THE WHOLE NUMBER OF VOTES GIVEN: REP Briley 1 Delegate
WAS 3 (OF WHICH)

Write-In Votes	RECEIVED	3
----------------	----------	---

THE WHOLE NUMBER OF VOTES GIVEN: REP Hillman 1 Delegate
WAS 6 (OF WHICH)

Write-In Votes	RECEIVED	6
----------------	----------	---

THE WHOLE NUMBER OF VOTES GIVEN: REP Loud 1 Delegate
WAS 4 (OF WHICH)

Write-In Votes	RECEIVED	4
----------------	----------	---

THE WHOLE NUMBER OF VOTES GIVEN: REP Monty 1 Delegate
WAS 0 (OF WHICH)

Statement of Votes Cast
Montmorency County, MI
2016 General Primary
SOVC For Jurisdiction Wide, All Counters, All Races

Date:08/03/16
Time:09:02:07
Page:100 of 111

Write-In Votes RECEIVED 0

THE WHOLE NUMBER OF VOTES GIVEN: REP Monty 2 Delegate
WAS 4 (OF WHICH)

Write-In Votes RECEIVED 4

THE WHOLE NUMBER OF VOTES GIVEN: REP Rust 1 Delegate
WAS 1 (OF WHICH)

Write-In Votes RECEIVED 1

THE WHOLE NUMBER OF VOTES GIVEN: REP Vienna 1 Delegate
WAS 2 (OF WHICH)

Write-In Votes RECEIVED 2

THE WHOLE NUMBER OF VOTES GIVEN: DEM D1 Rep in Congress
WAS 308 (OF WHICH)

Jerry Cannon (DEM)	RECEIVED	116
Lon Johnson (DEM)	RECEIVED	189
Write-In Votes	RECEIVED	3

THE WHOLE NUMBER OF VOTES GIVEN: DEM D105 Representative
WAS 268 (OF WHICH)

Wyatt Knight (DEM)	RECEIVED	267
Write-In Votes	RECEIVED	1

THE WHOLE NUMBER OF VOTES GIVEN: DEM Prosecuting Attorney
WAS 56 (OF WHICH)

Write-In Votes RECEIVED 56

THE WHOLE NUMBER OF VOTES GIVEN: DEM County Sheriff
WAS 58 (OF WHICH)

Write-In Votes RECEIVED 58

THE WHOLE NUMBER OF VOTES GIVEN: DEM County Clerk
WAS 48 (OF WHICH)

Write-In Votes RECEIVED 48

THE WHOLE NUMBER OF VOTES GIVEN: DEM County Treasurer
WAS 50 (OF WHICH)

Write-In Votes RECEIVED 50

THE WHOLE NUMBER OF VOTES GIVEN: DEM Register of Deeds
WAS 51 (OF WHICH)

Statement of Votes Cast
Montmorency County, MI
2016 General Primary
SOVC For Jurisdiction Wide, All Counters, All Races

Date:08/03/16
Time:09:02:07
Page:101 of 111

Write-In Votes	RECEIVED	51
----------------	----------	----

THE WHOLE NUMBER OF VOTES GIVEN: DEM Road Commissioner
WAS 54 (OF WHICH)

Write-In Votes	RECEIVED	54
----------------	----------	----

THE WHOLE NUMBER OF VOTES GIVEN: DEM D1 Commissioner
WAS 80 (OF WHICH)

Albert LaFleche (DEM)	RECEIVED	80
Write-In Votes	RECEIVED	0

THE WHOLE NUMBER OF VOTES GIVEN: DEM D2 Commissioner
WAS 8 (OF WHICH)

Write-In Votes	RECEIVED	8
----------------	----------	---

THE WHOLE NUMBER OF VOTES GIVEN: DEM D3 Commissioner
WAS 6 (OF WHICH)

Write-In Votes	RECEIVED	6
----------------	----------	---

THE WHOLE NUMBER OF VOTES GIVEN: DEM D4 Commissioner
WAS 9 (OF WHICH)

Write-In Votes	RECEIVED	9
----------------	----------	---

THE WHOLE NUMBER OF VOTES GIVEN: DEM D5 Commissioner
WAS 10 (OF WHICH)

Write-In Votes	RECEIVED	10
----------------	----------	----

THE WHOLE NUMBER OF VOTES GIVEN: DEM Albert Twp Supervisor
WAS 13 (OF WHICH)

Write-In Votes	RECEIVED	13
----------------	----------	----

THE WHOLE NUMBER OF VOTES GIVEN: DEM Albert Twp Clerk
WAS 13 (OF WHICH)

Write-In Votes	RECEIVED	13
----------------	----------	----

THE WHOLE NUMBER OF VOTES GIVEN: DEM Albert Twp Treasurer
WAS 13 (OF WHICH)

Write-In Votes	RECEIVED	13
----------------	----------	----

THE WHOLE NUMBER OF VOTES GIVEN: DEM Albert Twp Trustee
WAS 16 (OF WHICH)

Write-In Votes	RECEIVED	16
----------------	----------	----

Statement of Votes Cast
Montmorency County, MI
2016 General Primary
SOVC For Jurisdiction Wide, All Counters, All Races

Date:08/03/16
Time:09:02:07
Page:102 of 111

THE WHOLE NUMBER OF VOTES GIVEN: DEM Avery Twp Supervisor
WAS 2 (OF WHICH)

Write-In Votes	RECEIVED	2
----------------	----------	---

THE WHOLE NUMBER OF VOTES GIVEN: DEM Avery Twp Clerk
WAS 2 (OF WHICH)

Write-In Votes	RECEIVED	2
----------------	----------	---

THE WHOLE NUMBER OF VOTES GIVEN: DEM Avery Twp Treasurer
WAS 2 (OF WHICH)

Write-In Votes	RECEIVED	2
----------------	----------	---

THE WHOLE NUMBER OF VOTES GIVEN: DEM Avery Twp Trustee
WAS 3 (OF WHICH)

Write-In Votes	RECEIVED	3
----------------	----------	---

THE WHOLE NUMBER OF VOTES GIVEN: DEM Briley Twp Supervisor
WAS 9 (OF WHICH)

Write-In Votes	RECEIVED	9
----------------	----------	---

THE WHOLE NUMBER OF VOTES GIVEN: DEM Briley Twp Clerk
WAS 9 (OF WHICH)

Write-In Votes	RECEIVED	9
----------------	----------	---

THE WHOLE NUMBER OF VOTES GIVEN: DEM Briley Twp Treasurer
WAS 8 (OF WHICH)

Write-In Votes	RECEIVED	8
----------------	----------	---

THE WHOLE NUMBER OF VOTES GIVEN: DEM Briley Twp Trustee
WAS 14 (OF WHICH)

Write-In Votes	RECEIVED	14
----------------	----------	----

THE WHOLE NUMBER OF VOTES GIVEN: DEM Hillman Twp Supervisor
WAS 7 (OF WHICH)

Write-In Votes	RECEIVED	7
----------------	----------	---

THE WHOLE NUMBER OF VOTES GIVEN: DEM Hillman Twp Clerk
WAS 6 (OF WHICH)

Write-In Votes	RECEIVED	6
----------------	----------	---

THE WHOLE NUMBER OF VOTES GIVEN: DEM Hillman Twp Treasurer
WAS 6 (OF WHICH)

Statement of Votes Cast
Montmorency County, MI
2016 General Primary
SOVC For Jurisdiction Wide, All Counters, All Races

Date:08/03/16
Time:09:02:07
Page:103 of 111

Write-In Votes RECEIVED 6

THE WHOLE NUMBER OF VOTES GIVEN: DEM Hillman Twp Trustee
WAS 86 (OF WHICH)

Randel A. Elowsky (DEM)	RECEIVED	57
Richard Oswald (DEM)	RECEIVED	27
Write-In Votes	RECEIVED	2

THE WHOLE NUMBER OF VOTES GIVEN: DEM Loud Twp Supervisor
WAS 2 (OF WHICH)

Write-In Votes RECEIVED 2

THE WHOLE NUMBER OF VOTES GIVEN: DEM Loud Twp Clerk
WAS 2 (OF WHICH)

Write-In Votes RECEIVED 2

THE WHOLE NUMBER OF VOTES GIVEN: DEM Loud Twp Treasurer
WAS 2 (OF WHICH)

Write-In Votes RECEIVED 2

THE WHOLE NUMBER OF VOTES GIVEN: DEM Loud Twp Trustee
WAS 2 (OF WHICH)

Write-In Votes RECEIVED 2

THE WHOLE NUMBER OF VOTES GIVEN: DEM Monty Twp Supervisor
WAS 13 (OF WHICH)

Write-In Votes RECEIVED 13

THE WHOLE NUMBER OF VOTES GIVEN: DEM Monty Twp Clerk
WAS 12 (OF WHICH)

Write-In Votes RECEIVED 12

THE WHOLE NUMBER OF VOTES GIVEN: DEM Monty Twp Treasurer
WAS 12 (OF WHICH)

Write-In Votes RECEIVED 12

THE WHOLE NUMBER OF VOTES GIVEN: DEM Monty Twp Trustee
WAS 16 (OF WHICH)

Write-In Votes RECEIVED 16

THE WHOLE NUMBER OF VOTES GIVEN: DEM Rust Twp Supervisor
WAS 3 (OF WHICH)

Write-In Votes RECEIVED 3

Statement of Votes Cast
Montmorency County, MI
2016 General Primary
SOVC For Jurisdiction Wide, All Counters, All Races

Date:08/03/16
Time:09:02:07
Page:104 of 111

THE WHOLE NUMBER OF VOTES GIVEN: DEM Rust Twp Clerk
WAS 3 (OF WHICH)

Write-In Votes	RECEIVED	3
----------------	----------	---

THE WHOLE NUMBER OF VOTES GIVEN: DEM Rust Twp Treasurer
WAS 3 (OF WHICH)

Write-In Votes	RECEIVED	3
----------------	----------	---

THE WHOLE NUMBER OF VOTES GIVEN: DEM Rust Twp Trustee
WAS 3 (OF WHICH)

Write-In Votes	RECEIVED	3
----------------	----------	---

THE WHOLE NUMBER OF VOTES GIVEN: DEM Vienna Twp Supervisor
WAS 2 (OF WHICH)

Write-In Votes	RECEIVED	2
----------------	----------	---

THE WHOLE NUMBER OF VOTES GIVEN: DEM Vienna Twp Clerk
WAS 2 (OF WHICH)

Write-In Votes	RECEIVED	2
----------------	----------	---

THE WHOLE NUMBER OF VOTES GIVEN: DEM Vienna Twp Treasurer
WAS 2 (OF WHICH)

Write-In Votes	RECEIVED	2
----------------	----------	---

THE WHOLE NUMBER OF VOTES GIVEN: DEM Vienna Twp Trustee
WAS 3 (OF WHICH)

Write-In Votes	RECEIVED	3
----------------	----------	---

THE WHOLE NUMBER OF VOTES GIVEN: DEM Albert 1 Delegate
WAS 11 (OF WHICH)

Write-In Votes	RECEIVED	11
----------------	----------	----

THE WHOLE NUMBER OF VOTES GIVEN: DEM Avery 1 Delegate
WAS 1 (OF WHICH)

Write-In Votes	RECEIVED	1
----------------	----------	---

THE WHOLE NUMBER OF VOTES GIVEN: DEM Briley 1 Delegate
WAS 7 (OF WHICH)

Write-In Votes	RECEIVED	7
----------------	----------	---

THE WHOLE NUMBER OF VOTES GIVEN: DEM Hillman 1 Delegate
WAS 6 (OF WHICH)

Statement of Votes Cast
Montmorency County, MI
2016 General Primary
SOVC For Jurisdiction Wide, All Counters, All Races

Date:08/03/16
Time:09:02:07
Page:105 of 111

Write-In Votes RECEIVED 6

THE WHOLE NUMBER OF VOTES GIVEN: DEM Loud 1 Delegate
WAS 0 (OF WHICH)

Write-In Votes RECEIVED 0

THE WHOLE NUMBER OF VOTES GIVEN: DEM Monty 1 Delegate
WAS 6 (OF WHICH)

Write-In Votes RECEIVED 6

THE WHOLE NUMBER OF VOTES GIVEN: DEM Monty 2 Delegate
WAS 7 (OF WHICH)

Write-In Votes RECEIVED 7

THE WHOLE NUMBER OF VOTES GIVEN: DEM Rust 1 Delegate
WAS 3 (OF WHICH)

Write-In Votes RECEIVED 3

THE WHOLE NUMBER OF VOTES GIVEN: DEM Vienna 1 Delegate
WAS 2 (OF WHICH)

Write-In Votes RECEIVED 2

THE WHOLE NUMBER OF VOTES GIVEN: County Library Prop
WAS 2176 (OF WHICH)

YES	RECEIVED	1260
NO	RECEIVED	916

THE WHOLE NUMBER OF VOTES GIVEN: Albert Twp Road Prop
WAS 688 (OF WHICH)

YES	RECEIVED	460
NO	RECEIVED	228

THE WHOLE NUMBER OF VOTES GIVEN: Hillman Twp Amb Prop
WAS 355 (OF WHICH)

YES	RECEIVED	287
NO	RECEIVED	68

THE WHOLE NUMBER OF VOTES GIVEN: Hillman Tw Fire Prop
WAS 356 (OF WHICH)

YES	RECEIVED	291
NO	RECEIVED	65

THE WHOLE NUMBER OF VOTES GIVEN: Mont Twp Ambul Prop

Statement of Votes Cast
Montmorency County, MI
2016 General Primary
SOVC For Jurisdiction Wide, All Counters, All Races

Date:08/03/16
Time:09:02:07
Page:106 of 111

WAS 292 (OF WHICH)

YES	RECEIVED	224
NO	RECEIVED	68

THE WHOLE NUMBER OF VOTES GIVEN: Mont Twp Fire Prop
WAS 286 (OF WHICH)

YES	RECEIVED	216
NO	RECEIVED	70

THE WHOLE NUMBER OF VOTES GIVEN: Mont Twp Refuse Prop
WAS 291 (OF WHICH)

YES	RECEIVED	188
NO	RECEIVED	103

THE WHOLE NUMBER OF VOTES GIVEN: Rust Twp Ambul Prop
WAS 101 (OF WHICH)

YES	RECEIVED	70
NO	RECEIVED	31

THE WHOLE NUMBER OF VOTES GIVEN: Vienna Tw Ambul Prop
WAS 132 (OF WHICH)

YES	RECEIVED	102
NO	RECEIVED	30

THE WHOLE NUMBER OF VOTES GIVEN: Atlanta Sc Bond Prop
WAS 809 (OF WHICH)

YES	RECEIVED	432
NO	RECEIVED	377

MILLAGE FOR LIBRARY OPERATION AND SUPPORT

Shall the 15 mill tax limitation and levy on general ad valorem taxes within Montmorency County imposed under Section 6 of Article 9 of the Michigan Constitution be increased by 0.60000 mills (\$0.60000 per thousand (\$1,000.00) of SEV) upon taxable real and tangible personal property within Montmorency County, for the years 2016 through 2019 inclusive, for the operation and support of public library services within Montmorency County, thereby raising in the first year of levy the estimated revenue of \$388,190.00?

Statement of Votes Cast
Montmorency County, MI
2016 General Primary
SOVC For Jurisdiction Wide, All Counters, All Races

Date:08/03/16
Time:09:02:07
Page:107 of 111

**ATLANTA COMMUNITY SCHOOL DISTRICT
BONDING PROPOSAL**

Shall Atlanta Community School District, Montmorency County, Michigan, borrow the sum of not to exceed Six Million Dollars (\$6,000,000) and issue its general obligation unlimited tax bonds therefor, in one or more series, for the purpose of:

remodeling, equipping and re-equipping and furnishing and refurbishing the school building; acquiring, installing, equipping and re-equipping the school building for instructional technology; erecting, furnishing and equipping an athletic field concession building; erecting an athletic field equipment storage building; and preparing, developing, improving and equipping athletic fields and facilities and the site?

The following is for informational purposes only:

The estimated millage that will be levied for the proposed bonds in 2017 is 1.00 mill (\$1.00 on each \$1,000 of taxable valuation). The maximum number of years the bonds of any series may be outstanding, exclusive of any refunding, is fifteen (15) years. The estimated simple average annual millage anticipated to be required to retire this bond debt is 2.42 mills (\$2.42 on each \$1,000 of taxable valuation).

The school district does not expect to borrow from the State to pay debt service on the bonds. The total amount of qualified bonds currently outstanding is \$1,050,000. The total amount of qualified loans currently outstanding is \$0. The estimated computed millage rate may change based on changes in certain circumstances.

(Pursuant to State law, expenditure of bond proceeds must be audited, and the proceeds cannot be used for repair or maintenance costs, teacher, administrator or employee salaries, or other operating expenses.)

**ALBERT TOWNSHIP
ROAD CONSTRUCTION AND MAINTENANCE MILLAGE**

This proposal reestablishes the ½ mills for road construction and maintenance

Statement of Votes Cast
Montmorency County, MI
2016 General Primary

Date:08/03/16
Time:09:02:07
Page:108 of 111

SOVC For Jurisdiction Wide, All Counters, All Races

previously approved by the electors that expired after the December, 2015 levy. Specifically, the proposal renews the previously levied .4985 mills and restores the .0015 mills previously rolled back by the Headlee Amendment.

Shall the limitation on the amount of ad valorem taxes which may be levied by the Township of Albert, Montmorency County, Michigan, against taxable property in the Township be increased by up to one-half (1/2) mills (\$.50 per \$1,000 of taxable value) for a period of four (4) years, 2016 through 2019, inclusive, for the purpose of providing funds for road construction and maintenance within the township, and shall the Township levy such millage for these purposes? If approved and levied in its entirety, this millage would raise an estimated \$74,665 for the Township in 2016.

HILLMAN TOWNSHIP

MILLAGE RENEWAL FOR ADVANCED LIFE SUPPORT AMBULANCE OPERATION AND EQUIPMENT

Shall the 15 mill tax limitation and levy upon taxable real and tangible personal property within Hillman Township be increased by 1.50000 mills (\$1.50000 per \$1000 of Taxable Value) for levy up to said amount in the years 2017 through 2020 inclusive, for the purpose of operating and equipping advanced life support ambulance services, which levy and increase will raise in the first year of levy the estimated increased revenue \$114,928.00. The proposed millage is a renewal of the increase of 1.50 mills which was previously authorized for a period of 2013 through 2016 inclusive.

MILLAGE RENEWAL FOR FIRE DEPARTMENT OPERATION AND EQUIPMENT

Shall the 15 mill tax limitation and levy upon taxable real and tangible personal property within Hillman Township be increased by 0.75000 (\$.75000 per \$1000 of Taxable Value) for levy up to said amount in the years 2017 through 2020 inclusive for the purpose of operating and equipping fire department services, which levy and increase will raise in the first year of levy the estimated increase of revenue \$57,464.00

Statement of Votes Cast
Montmorency County, MI
2016 General Primary
SOVC For Jurisdiction Wide, All Counters, All Races

Date:08/03/16
Time:09:02:07
Page:109 of 111

MONTMORENCY TOWNSHIP

MILLAGE RENEWAL FOR ADVANCED LIFE SUPPORT AMBULANCE OPERATION AND EQUIPMENT

Shall the 15 mill tax limitation levy upon taxable real and tangible personal property within Montmorency Township be increased by 1.50000 mills (\$1.50000 per \$1,000 of Taxable Value) for levy up to said amount in the years 2017 through 2020 inclusive, for the purpose of operating and equipping advanced life support ambulance services, which levy and increase will raise in the first year of levy the estimated increased revenue \$120,177.00 The proposed millage is a renewal of the increase of 1.50 mills which was previously authorized for a period of 2013 through 2016 inclusive.

MILLAGE RENEWAL FOR FIRE OPERATION AND EQUIPMENT

Shall the 15 mill tax limitation levy upon taxable real and tangible personal property within Montmorency Township be increased by .50000 mills (\$.50000 per \$1,000 of Taxable Value) for levy up to said amount in the years 2016 through 2019 inclusive, for the purpose of operating and equipping fire services, which levy and increase will raise in the first year of levy the estimated increased revenue \$40,059.00. The purposed millage is a renewal of the increase of .50000 mills which was previously authorized for a period of 2012 through 2015 inclusive.

MILLAGE PROPOSAL FOR OPERATING REFUSE TRANSFER SITES AND EQUIPMENT

Shall the 15 mill tax limitation levy upon taxable real and tangible personal property within Montmorency Township be increased by .50000 mills (\$.50000 per \$1,000 of Taxable Value) for levy up to said amount in the years 2016 through 2019 inclusive, for the purpose of operating and equipping the three transfer sites, which levy and increase will raise in the first year of levy the estimated increased revenue \$40,059.00.

RUST TOWNSHIP

MILLAGE RENEWAL FOR ADVANCED LIFE SUPPORT

Statement of Votes Cast
Montmorency County, MI
2016 General Primary
SOVC For Jurisdiction Wide, All Counters, All Races

Date:08/03/16
Time:09:02:07
Page:110 of 111

AMBULANCE OPERATION AND EQUIPMENT

Shall the 15 mill tax limitation and levy upon taxable real and tangible personal property within Rust Township be increased by 1.50000 mills (\$1.50000 per \$1,000 of Taxable Value) for levy up to said amount in the years 2017 through 2020 inclusive, for the purpose of operating and equipping advance life support ambulance services, which levy and increase will raise in the first year of levy the estimated increased revenue \$48166.37. The proposed millage is a renewal of the increase of 1.50 which was previously authorized for a period of 2013 through 2016 inclusive.

VIENNA TOWNSHIP

MILLAGE RENEWAL FOR EMERGENCY MEDICAL SERVICE

Shall the expired previous voted increase in the tax limitation imposed under article IX, Sec. 6 of the Michigan Constitution in Vienna Township, of 1 mill (\$1.00 per \$1,000.00 of taxable value), be renewed at 1 mill (\$1.00 per \$1,000.00 of taxable value) and levied for 4 years, 2016 thru 2019 inclusive, to provide ambulance service, raising an estimated \$31,000.00 in the first year the millage is levied?

Statement of Votes Cast
Montmorency County, MI
2016 General Primary
SOVC For Jurisdiction Wide, All Counters, All Races

Date:08/03/16
Time:09:02:07
Page:111 of 111

MICHIGAN DEPARTMENT OF STATE
Bureau Of Elections
P.O. Box 20126
Lansing, Michigan 48901
Phone: (517) 373-2540

OFFICIAL COUNTY VOTE TOTALS

(Summary of County Canvasser's Statement)

Primary Election

Tuesday, August 2, 2016

State of Michigan County of MONTMORENCY ss.

We Hereby Certify, That the foregoing is a correct transcript of the Statement of the Board of County Canvassers, of the County of MONTMORENCY, of the votes given in such County for the indicated candidates at the Primary Election held on Tuesday, August 2, 2016, as appears from the original statement on file in the office of the County Clerk.

In Witness Whereof, we have hereunto set our hands and caused to be affixed the Seal of the Circuit Court
for the County of MONTMORENCY this 03 day of August, 2016.

<u><i>Annex Ferguson</i></u>	<u><i>Adeline S. McGee</i></u>	Board of County
		Canvassers'
<u><i>Kenneth R. Phee</i></u>	_____	Signatures

Attest:

Clayton A. McLean
Clerk of the Board of County Canvassers

(Seal)

STATEMENT OF VOTES, August Election, Tuesday, August 2, 2016

Names of Townships and Election Districts	Poll Book	REGISTERED VOTERS - TOTAL											Totals
		REGISTERED VOTERS - 1											
MUSKEGON 61													
Section 1													
BLUE LAKE TOWNSHIP Precinct 1		1825											1825
Total		1825											1825
CASNOVIA TOWNSHIP Precinct 1		1806											1806
Total		1806											1806
CEDAR CREEK TOWNSHIP Precinct 1		2457											2457
Total		2457											2457
DALTON TOWNSHIP Precinct 1		2117											2117
Precinct 2		1482											1482
Precinct 3		1152											1152
Precinct 4		1980											1980
Total		6731											6731
EGELSTON TOWNSHIP Precinct 1		1713											1713
Precinct 2		2686											2686
Precinct 3		2813											2813
Total		7212											7212
FRUITLAND TOWNSHIP Precinct 1		2192											2192
Precinct 2		2189											2189
Total		4381											4381
FRUITPORT TOWNSHIP Precinct 1		2603											2603
Precinct 2		2700											2700
Precinct 3		2627											2627
Precinct 4		2712											2712
Total		10642											10642
HOLTON TOWNSHIP Precinct 1		1717											1717
Total		1717											1717
LAKETON TOWNSHIP Precinct 1		1613											1613
Precinct 2		2360											2360
Precinct 3		2023											2023
Total		6016											6016
MONTAGUE TOWNSHIP Precinct 1		1190											1190
Total		1190											1190
MOORLAND TOWNSHIP Precinct 1		1158											1158
Total		1158											1158
MUSKEGON TOWNSHIP Precinct 1		1835											1835
Precinct 2		1579											1579
Precinct 3		2000											2000
Precinct 4		2359											2359
Precinct 5		2088											2088
Precinct 6		0											0
Precinct 7		1343											1343
Total		11204											11204
RAVENNA TOWNSHIP Precinct 1		2180											2180
Total		2180											2180
SULLIVAN TOWNSHIP Precinct 1		1890											1890
Total		1890											1890
WHITE RIVER TOWNSHIP Precinct 1		1149											1149
Total		1149											1149
WHITEHALL TOWNSHIP Precinct 1		1398											1398
Total		1398											1398
Townships Totals		62956											62956

ELECTIONS/CLERK SEAL
 2016 AUG 17 AM 11:40
 MICHAEL R. H. STONE
 11185/07/07/2016

STATEMENT OF VOTES, August Election, Tuesday, August 2, 2016

Names of Townships and Election Districts		Poll Book	REGISTERED VOTERS - TOTAL										Totals
			REGISTERED VOTERS - 1										
MUSKEGON 61													
Section 2													
MONTAGUE CITY	Precinct 1		1812										1812
	Total		1812										1812
MUSKEGON CITY	Precinct 1		1535										1535
	Precinct 10		2287										2287
	Precinct 11		1906										1906
	Precinct 12		1858										1858
	Precinct 13		1636										1636
	Precinct 14		1240										1240
	Precinct 2		1434										1434
	Precinct 3		1603										1603
	Precinct 4		1629										1629
	Precinct 5		1691										1691
	Precinct 6		1791										1791
	Precinct 7		2046										2046
	Precinct 8		1658										1658
	Precinct 9		2209										2209
	Total		24523										24523
MUSKEGON HEIGHTS CITY	Precinct 1		2193										2193
	Precinct 2		2025										2025
	Precinct 3		1858										1858
	Precinct 4		2247										2247
	Total		8323										8323
NORTH MUSKEGON CITY	Precinct 1		1454										1454
	Precinct 2		1584										1584
	Total		3038										3038
NORTON SHORES CITY	Precinct 1		1692										1692
	Precinct 10		2160										2160
	Precinct 2		1826										1826
	Precinct 3		1617										1617
	Precinct 4		1835										1835
	Precinct 5		1929										1929
	Precinct 6		1601										1601
	Precinct 7		2043										2043
	Precinct 8		1961										1961
	Precinct 9		2281										2281
	Total		18945										18945
ROOSEVELT PARK CITY	Precinct 1		1514										1514
	Precinct 2		1486										1486
	Total		3000										3000
WHITEHALL CITY	Precinct 1		2035										2035
	Total		2035										2035
Cities Totals			61676										61676
Townships Totals			62956										62956
Grand Totals			124632										124632

STATEMENT OF VOTES, August Election, Tuesday, August 2, 2016

Names of Townships and Election Districts	Pollbook	BALLOTS CAST - TOTAL										Totals
		BALLOTS CAST - TOTAL										
MUSKEGON 61												
Section 1												
BLUE LAKE TOWNSHIP Precinct 1		365										365
Total		365										365
CASNOVIA TOWNSHIP Precinct 1		334										334
Total		334										334
CEDAR CREEK TOWNSHIP Precinct 1		426										426
Total		426										426
DALTON TOWNSHIP Precinct 1		507										507
Precinct 2		219										219
Precinct 3		204										204
Precinct 4		465										465
Total		1395										1395
EGELSTON TOWNSHIP Precinct 1		576										576
Precinct 2		731										731
Precinct 3		525										525
Total		1832										1832
FRUITLAND TOWNSHIP Precinct 1		656										656
Precinct 2		552										552
Total		1208										1208
FRUITPORT TOWNSHIP Precinct 1		659										659
Precinct 2		557										557
Precinct 3		761										761
Precinct 4		777										777
Total		2754										2754
HOLTON TOWNSHIP Precinct 1		348										348
Total		348										348
LAKETON TOWNSHIP Precinct 1		548										548
Precinct 2		744										744
Precinct 3		537										537
Total		1829										1829
MONTAGUE TOWNSHIP Precinct 1		348										348
Total		348										348
MOORLAND TOWNSHIP Precinct 1		339										339
Total		339										339
MUSKEGON TOWNSHIP Precinct 1		303										303
Precinct 2		311										311
Precinct 3		537										537
Precinct 4		505										505
Precinct 5		325										325
Precinct 6		296										296
Precinct 7		227										227
Total		2504										2504
RAVENNA TOWNSHIP Precinct 1		698										698
Total		698										698
SULLIVAN TOWNSHIP Precinct 1		400										400
Total		400										400
WHITE RIVER TOWNSHIP Precinct 1		360										360
Total		360										360
WHITEHALL TOWNSHIP Precinct 1		377										377
Total		377										377
Townships Totals		15517										15517

STATEMENT OF VOTES, August Election, Tuesday, August 2, 2016

Names of Townships and Election Districts		Pollbook	BALLOTS CAST - TOTAL									
			BALLOTS CAST - TOTAL									Totals
MUSKEGON 61												
Section 2												
MONTAGUE CITY	Precinct 1		518									518
	Total		518									518
MUSKEGON CITY	Precinct 1		173									173
	Precinct 10		393									393
	Precinct 11		386									386
	Precinct 12		529									529
	Precinct 13		410									410
	Precinct 14		589									589
	Precinct 2		230									230
	Precinct 3		222									222
	Precinct 4		245									245
	Precinct 5		157									157
	Precinct 6		162									162
	Precinct 7		255									255
	Precinct 8		130									130
	Precinct 9		210									210
	Total		4091									4091
MUSKEGON HEIGHTS CITY	Precinct 1		223									223
	Precinct 2		173									173
	Precinct 3		146									146
	Precinct 4		236									236
	Total		778									778
NORTH MUSKEGON CITY	Precinct 1		471									471
	Precinct 2		785									785
	Total		1256									1256
NORTON SHORES CITY	Precinct 1		138									138
	Precinct 10		766									766
	Precinct 2		440									440
	Precinct 3		373									373
	Precinct 4		384									384
	Precinct 5		640									640
	Precinct 6		484									484
	Precinct 7		708									708
	Precinct 8		681									681
	Precinct 9		509									509
	Total		5123									5123
ROOSEVELT PARK CITY	Precinct 1		377									377
	Precinct 2		341									341
	Total		718									718
WHITEHALL CITY	Precinct 1		464									464
	Total		464									464
Cities Totals			12948									12948
Townships Totals			15517									15517
Grand Totals			28465									28465

STATEMENT OF VOTES, August Election, Tuesday, August 2, 2016

Names of Townships and Election Districts	PollBook	BALLOTS CAST - REPUBLICAN										Totals
		REP BALLOTS CAST - REPUBLICAN										
MUSKEGON 61												
Section 1												
BLUE LAKE TOWNSHIP Precinct 1		134										134
Total		134										134
CASNOVIA TOWNSHIP Precinct 1		222										222
Total		222										222
CEDAR CREEK TOWNSHIP Precinct 1		119										119
Total		119										119
DALTON TOWNSHIP Precinct 1		101										101
Precinct 2		40										40
Precinct 3		46										46
Precinct 4		100										100
Total		287										287
EGELSTON TOWNSHIP Precinct 1		98										98
Precinct 2		167										167
Precinct 3		115										115
Total		380										380
FRUITLAND TOWNSHIP Precinct 1		257										257
Precinct 2		198										198
Total		455										455
FRUITPORT TOWNSHIP Precinct 1		181										181
Precinct 2		128										128
Precinct 3		182										182
Precinct 4		200										200
Total		691										691
HOLTON TOWNSHIP Precinct 1		127										127
Total		127										127
LAKETON TOWNSHIP Precinct 1		157										157
Precinct 2		208										208
Precinct 3		134										134
Total		499										499
MONTAGUE TOWNSHIP Precinct 1		157										157
Total		157										157
MOORLAND TOWNSHIP Precinct 1		130										130
Total		130										130
MUSKEGON TOWNSHIP Precinct 1		44										44
Precinct 2		72										72
Precinct 3		129										129
Precinct 4		88										88
Precinct 5		73										73
Precinct 6		89										89
Precinct 7		51										51
Total		546										546
RAVENNA TOWNSHIP Precinct 1		498										498
Total		498										498
SULLIVAN TOWNSHIP Precinct 1		143										143
Total		143										143
WHITE RIVER TOWNSHIP Precinct 1		153										153
Total		153										153
WHITEHALL TOWNSHIP Precinct 1		128										128
Total		128										128
Townships Totals		4669										4669

STATEMENT OF VOTES, August Election, Tuesday, August 2, 2016

Names of Townships and Election Districts	Pollbook	BALLOTS CAST - REPUBLICAN											Totals
		REP BALLOTS CAST - REPUBLICAN											
MUSKEGON 61													
Section 2													
MONTAGUE CITY Precinct 1		194											194
Total		194											194
MUSKEGON CITY Precinct 1		23											23
Precinct 10		70											70
Precinct 11		81											81
Precinct 12		106											106
Precinct 13		78											78
Precinct 14		149											149
Precinct 2		28											28
Precinct 3		33											33
Precinct 4		44											44
Precinct 5		15											15
Precinct 6		20											20
Precinct 7		26											26
Precinct 8		23											23
Precinct 9		20											20
Total		716											716
MUSKEGON HEIGHTS CITY Precinct 1		5											5
Precinct 2		1											1
Precinct 3		8											8
Precinct 4		4											4
Total		18											18
NORTH MUSKEGON CITY Precinct 1		101											101
Precinct 2		203											203
Total		304											304
NORTON SHORES CITY Precinct 1		31											31
Precinct 10		315											315
Precinct 2		177											177
Precinct 3		131											131
Precinct 4		165											165
Precinct 5		209											209
Precinct 6		155											155
Precinct 7		266											266
Precinct 8		239											239
Precinct 9		136											136
Total		1824											1824
ROOSEVELT PARK CITY Precinct 1		106											106
Precinct 2		100											100
Total		206											206
WHITEHALL CITY Precinct 1		167											167
Total		167											167
Cities Totals		3429											3429
Townships Totals		4669											4669
Grand Totals		8098											8098

STATEMENT OF VOTES, August Election, Tuesday, August 2, 2016

Names of Townships and Election Districts	PollBook	BALLOTS CAST - DEMOCRATIC										Totals
		DEM BALLOTS CAST - DEMOC										
MUSKEGON 61												
Section 1												
BLUE LAKE TOWNSHIP Precinct 1		203										203
Total		203										203
CASNOVIA TOWNSHIP Precinct 1		77										77
Total		77										77
CEDAR CREEK TOWNSHIP Precinct 1		275										275
Total		275										275
DALTON TOWNSHIP Precinct 1		370										370
Precinct 2		164										164
Precinct 3		146										146
Precinct 4		327										327
Total		1007										1007
EGLSTON TOWNSHIP Precinct 1		440										440
Precinct 2		507										507
Precinct 3		376										376
Total		1323										1323
FRUITLAND TOWNSHIP Precinct 1		368										368
Precinct 2		308										308
Total		676										676
FRUITPORT TOWNSHIP Precinct 1		416										416
Precinct 2		371										371
Precinct 3		546										546
Precinct 4		499										499
Total		1832										1832
HOLTON TOWNSHIP Precinct 1		208										208
Total		208										208
LAKETON TOWNSHIP Precinct 1		353										353
Precinct 2		484										484
Precinct 3		369										369
Total		1206										1206
MONTAGUE TOWNSHIP Precinct 1		173										173
Total		173										173
MOORLAND TOWNSHIP Precinct 1		189										189
Total		189										189
MUSKEGON TOWNSHIP Precinct 1		229										229
Precinct 2		220										220
Precinct 3		369										369
Precinct 4		378										378
Precinct 5		219										219
Precinct 6		194										194
Precinct 7		158										158
Total		1767										1767
RAVENNA TOWNSHIP Precinct 1		146										146
Total		146										146
SULLIVAN TOWNSHIP Precinct 1		232										232
Total		232										232
WHITE RIVER TOWNSHIP Precinct 1		191										191
Total		191										191
WHITEHALL TOWNSHIP Precinct 1		221										221
Total		221										221
Townships Totals		9726										9726

STATEMENT OF VOTES, August Election, Tuesday, August 2, 2016

Names of Townships and Election Districts		Pollbook	BALLOTS CAST - DEMOCRATIC										Totals
			DEM BALLOTS CAST - DEMOC										
MUSKEGON 61													
Section 2													
MONTAGUE CITY	Precinct 1		299										299
	Total		299										299
MUSKEGON CITY	Precinct 1		136										136
	Precinct 10		310										310
	Precinct 11		275										275
	Precinct 12		396										396
	Precinct 13		315										315
	Precinct 14		405										405
	Precinct 2		195										195
	Precinct 3		183										183
	Precinct 4		187										187
	Precinct 5		134										134
	Precinct 6		136										136
	Precinct 7		215										215
	Precinct 8		103										103
	Precinct 9		182										182
	Total		3172										3172
MUSKEGON HEIGHTS CITY	Precinct 1		216										216
	Precinct 2		167										167
	Precinct 3		129										129
	Precinct 4		216										216
	Total		728										728
NORTH MUSKEGON CITY	Precinct 1		335										335
	Precinct 2		546										546
	Total		881										881
NORTON SHORES CITY	Precinct 1		96										96
	Precinct 10		377										377
	Precinct 2		222										222
	Precinct 3		195										195
	Precinct 4		187										187
	Precinct 5		354										354
	Precinct 6		261										261
	Precinct 7		361										361
	Precinct 8		372										372
	Precinct 9		319										319
	Total		2744										2744
ROOSEVELT PARK CITY	Precinct 1		239										239
	Precinct 2		221										221
	Total		460										460
WHITEHALL CITY	Precinct 1		266										266
	Total		266										266
Cities Totals			8550										8550
Townships Totals			9726										9726
Grand Totals			18276										18276

STATEMENT OF VOTES, August Election, Tuesday, August 2, 2016

Names of Townships and Election Districts	Pollbook	BALLOTS CAST - NONPARTISAN										Totals
		BALLOTS CAST										
MUSKEGON 61												
Section 1												
BLUE LAKE TOWNSHIP Precinct 1		28										28
Total		28										28
CASNOVIA TOWNSHIP Precinct 1		35										35
Total		35										35
CEDAR CREEK TOWNSHIP Precinct 1		32										32
Total		32										32
DALTON TOWNSHIP Precinct 1		36										36
Precinct 2		15										15
Precinct 3		12										12
Precinct 4		38										38
Total		101										101
EGELSTON TOWNSHIP Precinct 1		38										38
Precinct 2		57										57
Precinct 3		34										34
Total		129										129
FRUITLAND TOWNSHIP Precinct 1		31										31
Precinct 2		46										46
Total		77										77
FRUITPORT TOWNSHIP Precinct 1		62										62
Precinct 2		58										58
Precinct 3		33										33
Precinct 4		78										78
Total		231										231
HOLTON TOWNSHIP Precinct 1		13										13
Total		13										13
LAKETON TOWNSHIP Precinct 1		38										38
Precinct 2		52										52
Precinct 3		34										34
Total		124										124
MONTAGUE TOWNSHIP Precinct 1		18										18
Total		18										18
MOORLAND TOWNSHIP Precinct 1		20										20
Total		20										20
MUSKEGON TOWNSHIP Precinct 1		30										30
Precinct 2		19										19
Precinct 3		39										39
Precinct 4		39										39
Precinct 5		33										33
Precinct 6		13										13
Precinct 7		18										18
Total		191										191
RAVENNA TOWNSHIP Precinct 1		54										54
Total		54										54
SULLIVAN TOWNSHIP Precinct 1		25										25
Total		25										25
WHITE RIVER TOWNSHIP Precinct 1		16										16
Total		16										16
WHITEHALL TOWNSHIP Precinct 1		28										28
Total		28										28
Townships Totals		1122										1122

STATEMENT OF VOTES, August Election, Tuesday, August 2, 2016

Names of Townships and Election Districts		PollBook	BALLOTS CAST - NONPARTISAN										Totals
			BALLOTS CAST										
MUSKEGON 61													
Section 2													
MONTAGUE CITY	Precinct 1		25										25
Total			25										25
MUSKEGON CITY	Precinct 1		14										14
	Precinct 10		13										13
	Precinct 11		30										30
	Precinct 12		27										27
	Precinct 13		17										17
	Precinct 14		35										35
	Precinct 2		7										7
	Precinct 3		6										6
	Precinct 4		14										14
	Precinct 5		8										8
	Precinct 6		6										6
	Precinct 7		14										14
	Precinct 8		4										4
	Precinct 9		8										8
Total			203										203
MUSKEGON HEIGHTS CITY	Precinct 1		2										2
	Precinct 2		5										5
	Precinct 3		9										9
	Precinct 4		16										16
Total			32										32
NORTH MUSKEGON CITY	Precinct 1		35										35
	Precinct 2		36										36
Total			71										71
NORTON SHORES CITY	Precinct 1		11										11
	Precinct 10		74										74
	Precinct 2		41										41
	Precinct 3		47										47
	Precinct 4		32										32
	Precinct 5		77										77
	Precinct 6		68										68
	Precinct 7		81										81
	Precinct 8		70										70
	Precinct 9		54										54
Total			555										555
ROOSEVELT PARK CITY	Precinct 1		32										32
	Precinct 2		20										20
Total			52										52
WHITEHALL CITY	Precinct 1		31										31
Total			31										31
Cities Totals			969										969
Townships Totals			1122										1122
Grand Totals			2091										2091

STATEMENT OF VOTES, August Election, Tuesday, August 2, 2016

Names of Townships and Election Districts		BALLOTS CAST - CROSSOVER										Totals
		CRS BALLOTS CAST - CROSSOVER										
MUSKEGON 61												
Section 1												
	PollBook											
BLUE LAKE TOWNSHIP Precinct 1		15										15
Total		15										15
CASNOVIA TOWNSHIP Precinct 1		30										30
Total		30										30
CEDAR CREEK TOWNSHIP Precinct 1		27										27
Total		27										27
DALTON TOWNSHIP Precinct 1		36										36
Precinct 2		10										10
Precinct 3		10										10
Precinct 4		31										31
Total		87										87
EGELSTON TOWNSHIP Precinct 1		32										32
Precinct 2		40										40
Precinct 3		29										29
Total		101										101
FRUITLAND TOWNSHIP Precinct 1		30										30
Precinct 2		35										35
Total		65										65
FRUITPORT TOWNSHIP Precinct 1		57										57
Precinct 2		56										56
Precinct 3		27										27
Precinct 4		70										70
Total		210										210
HOLTON TOWNSHIP Precinct 1		7										7
Total		7										7
LAKETON TOWNSHIP Precinct 1		33										33
Precinct 2		41										41
Precinct 3		25										25
Total		99										99
MONTAGUE TOWNSHIP Precinct 1		11										11
Total		11										11
MOORLAND TOWNSHIP Precinct 1		17										17
Total		17										17
MUSKEGON TOWNSHIP Precinct 1		25										25
Precinct 2		19										19
Precinct 3		30										30
Precinct 4		30										30
Precinct 5		23										23
Precinct 6		10										10
Precinct 7		15										15
Total		152										152
RAVENNA TOWNSHIP Precinct 1		50										50
Total		50										50
SULLIVAN TOWNSHIP Precinct 1		22										22
Total		22										22
WHITE RIVER TOWNSHIP Precinct 1		10										10
Total		10										10
WHITEHALL TOWNSHIP Precinct 1		15										15
Total		15										15
Townships Totals		918										918

STATEMENT OF VOTES, August Election, Tuesday, August 2, 2016

Names of Townships and Election Districts		Poll Book	BALLOTS CAST - CROSSOVER										Totals
			CBS BALLOTS CAST - CROSSOVER										
MUSKEGON 61													
Section 2													
MONTAGUE CITY	Precinct 1		9										9
	Total		9										9
MUSKEGON CITY	Precinct 1		13										13
	Precinct 10		12										12
	Precinct 11		24										24
	Precinct 12		19										19
	Precinct 13		8										8
	Precinct 14		30										30
	Precinct 2		7										7
	Precinct 3		6										6
	Precinct 4		12										12
	Precinct 5		4										4
	Precinct 6		4										4
	Precinct 7		14										14
	Precinct 8		2										2
	Precinct 9		7										7
	Total		162										162
MUSKEGON HEIGHTS CITY	Precinct 1		2										2
	Precinct 2		5										5
	Precinct 3		9										9
	Precinct 4		16										16
	Total		32										32
NORTH MUSKEGON CITY	Precinct 1		26										26
	Precinct 2		25										25
	Total		51										51
NORTON SHORES CITY	Precinct 1		11										11
	Precinct 10		60										60
	Precinct 2		35										35
	Precinct 3		39										39
	Precinct 4		29										29
	Precinct 5		51										51
	Precinct 6		58										58
	Precinct 7		59										59
	Precinct 8		57										57
	Precinct 9		38										38
	Total		435										435
ROOSEVELT PARK CITY	Precinct 1		27										27
	Precinct 2		11										11
	Total		38										38
WHITEHALL CITY	Precinct 1		26										26
	Total		26										26
Cities Totals			753										753
Townships Totals			918										918
Grand Totals			1671										1671

STATEMENT OF VOTES, August Election, Tuesday, August 2, 2016

Names of Townships and Election Districts		Pollbook	REPRESENTATIVE IN CONGRESS 2ND DISTRICT											Totals
			REP Bill Huizenga											
MUSKEGON 61														
Section 1														
BLUE LAKE TOWNSHIP	Precinct 1		123											123
	Total		123											123
CASNOVIA TOWNSHIP	Precinct 1		197											197
	Total		197											197
CEDAR CREEK TOWNSHIP	Precinct 1		114											114
	Total		114											114
DALTON TOWNSHIP	Precinct 1		97											97
	Precinct 2		38											38
	Precinct 3		44											44
	Precinct 4		97											97
	Total		276											276
EGELSTON TOWNSHIP	Precinct 1		90											90
	Precinct 2		159											159
	Precinct 3		103											103
	Total		352											352
FRUITLAND TOWNSHIP	Precinct 1		230											230
	Precinct 2		170											170
	Total		400											400
FRUITPORT TOWNSHIP	Precinct 1		175											175
	Precinct 2		123											123
	Precinct 3		174											174
	Precinct 4		185											185
	Total		657											657
HOLTON TOWNSHIP	Precinct 1		118											118
	Total		118											118
LAKETON TOWNSHIP	Precinct 1		147											147
	Precinct 2		187											187
	Precinct 3		125											125
	Total		459											459
MONTAGUE TOWNSHIP	Precinct 1		145											145
	Total		145											145
MOORLAND TOWNSHIP	Precinct 1		112											112
	Total		112											112
MUSKEGON TOWNSHIP	Precinct 1		42											42
	Precinct 2		63											63
	Precinct 3		121											121
	Precinct 4		82											82
	Precinct 5		69											69
	Precinct 6		83											83
	Precinct 7		49											49
	Total		509											509
RAVENNA TOWNSHIP	Precinct 1		383											383
	Total		383											383
SULLIVAN TOWNSHIP	Precinct 1		132											132
	Total		132											132
WHITE RIVER TOWNSHIP	Precinct 1		145											145
	Total		145											145
WHITEHALL TOWNSHIP	Precinct 1		116											116
	Total		116											116
Townships Totals			4238											4238

STATEMENT OF VOTES, August Election, Tuesday, August 2, 2016

Names of Townships and Election Districts		PollBook	REPRESENTATIVE IN CONGRESS 2ND DISTRICT											Totals
			REP Bill Huizenga											
MUSKEGON 61														
Section 2														
MONTAGUE CITY	Precinct 1		185											185
	Total		185											185
MUSKEGON CITY	Precinct 1		22											22
	Precinct 10		66											66
	Precinct 11		77											77
	Precinct 12		100											100
	Precinct 13		72											72
	Precinct 14		144											144
	Precinct 2		26											26
	Precinct 3		31											31
	Precinct 4		41											41
	Precinct 5		14											14
	Precinct 6		18											18
	Precinct 7		24											24
	Precinct 8		23											23
	Precinct 9		20											20
	Total		678											678
MUSKEGON HEIGHTS CITY	Precinct 1		5											5
	Precinct 2		1											1
	Precinct 3		8											8
	Precinct 4		4											4
	Total		18											18
NORTH MUSKEGON CITY	Precinct 1		94											94
	Precinct 2		196											196
	Total		290											290
NORTON SHORES CITY	Precinct 1		31											31
	Precinct 10		295											295
	Precinct 2		170											170
	Precinct 3		121											121
	Precinct 4		153											153
	Precinct 5		192											192
	Precinct 6		149											149
	Precinct 7		252											252
	Precinct 8		225											225
	Precinct 9		131											131
	Total		1719											1719
ROOSEVELT PARK CITY	Precinct 1		100											100
	Precinct 2		96											96
	Total		196											196
WHITEHALL CITY	Precinct 1		158											158
	Total		158											158
Cities Totals			3244											3244
Townships Totals			4238											4238
Grand Totals			7482											7482

STATEMENT OF VOTES, August Election, Tuesday, August 2, 2016

Names of Townships and Election Districts		DEM Dennis B. Murphy	REPRESENTATIVE IN CONGRESS 2ND DISTRICT										Totals
MUSKEGON 61													
Section 1													
	PollBook												
BLUE LAKE TOWNSHIP	Precinct 1	151											151
	Total	151											151
CASNOVIA TOWNSHIP	Precinct 1	66											66
	Total	66											66
CEDAR CREEK TOWNSHIP	Precinct 1	200											200
	Total	200											200
DALTON TOWNSHIP	Precinct 1	252											252
	Precinct 2	127											127
	Precinct 3	111											111
	Precinct 4	235											235
	Total	725											725
EGELSTON TOWNSHIP	Precinct 1	289											289
	Precinct 2	353											353
	Precinct 3	284											284
	Total	926											926
FRUITLAND TOWNSHIP	Precinct 1	286											286
	Precinct 2	234											234
	Total	520											520
FRUITPORT TOWNSHIP	Precinct 1	249											249
	Precinct 2	269											269
	Precinct 3	370											370
	Precinct 4	309											309
	Total	1197											1197
HOLTON TOWNSHIP	Precinct 1	162											162
	Total	162											162
LAKETON TOWNSHIP	Precinct 1	232											232
	Precinct 2	355											355
	Precinct 3	240											240
	Total	827											827
MONTAGUE TOWNSHIP	Precinct 1	133											133
	Total	133											133
MOORLAND TOWNSHIP	Precinct 1	117											117
	Total	117											117
MUSKEGON TOWNSHIP	Precinct 1	185											185
	Precinct 2	175											175
	Precinct 3	262											262
	Precinct 4	288											288
	Precinct 5	181											181
	Precinct 6	143											143
	Precinct 7	129											129
	Total	1363											1363
RAVENNA TOWNSHIP	Precinct 1	103											103
	Total	103											103
SULLIVAN TOWNSHIP	Precinct 1	194											194
	Total	194											194
WHITE RIVER TOWNSHIP	Precinct 1	149											149
	Total	149											149
WHITEHALL TOWNSHIP	Precinct 1	169											169
	Total	169											169
Townships Totals		7002											7002

STATEMENT OF VOTES, August Election, Tuesday, August 2, 2016

Names of Townships and Election Districts		DEM Dennis B. Murphy	REPRESENTATIVE IN CONGRESS 2ND DISTRICT										Totals
MUSKEGON 61		Pollbook											
Section 2													
MONTAGUE CITY	Precinct 1		217										217
	Total		217										217
MUSKEGON CITY	Precinct 1		118										118
	Precinct 10		236										236
	Precinct 11		221										221
	Precinct 12		314										314
	Precinct 13		255										255
	Precinct 14		294										294
	Precinct 2		173										173
	Precinct 3		159										159
	Precinct 4		162										162
	Precinct 5		112										112
	Precinct 6		111										111
	Precinct 7		181										181
	Precinct 8		93										93
	Precinct 9		158										158
	Total		2587										2587
MUSKEGON HEIGHTS CITY	Precinct 1		182										182
	Precinct 2		149										149
	Precinct 3		116										116
	Precinct 4		188										188
	Total		635										635
NORTH MUSKEGON CITY	Precinct 1		234										234
	Precinct 2		313										313
	Total		547										547
NORTON SHORES CITY	Precinct 1		80										80
	Precinct 10		280										280
	Precinct 2		170										170
	Precinct 3		156										156
	Precinct 4		138										138
	Precinct 5		247										247
	Precinct 6		200										200
	Precinct 7		279										279
	Precinct 8		275										275
	Precinct 9		257										257
	Total		2082										2082
ROOSEVELT PARK CITY	Precinct 1		188										188
	Precinct 2		188										188
	Total		376										376
WHITEHALL CITY	Precinct 1		200										200
	Total		200										200
Cities Totals			6644										6644
Townships Totals			7002										7002
Grand Totals			13646										13646

STATEMENT OF VOTES, August Election, Tuesday, August 2, 2016

Names of Townships and Election Districts		REPRESENTATIVE IN STATE LEGISLATURE 91ST DISTRICT											Totals
		REP											
MUSKEGON 61		Holly Hughes											
Section 1													
BLUE LAKE TOWNSHIP	Precinct 1		124										124
	Total		124										124
CASNOVIA TOWNSHIP	Precinct 1		188										188
	Total		188										188
CEDAR CREEK TOWNSHIP	Precinct 1		107										107
	Total		107										107
DALTON TOWNSHIP	Precinct 1		99										99
	Precinct 2		37										37
	Precinct 3		43										43
	Precinct 4		96										96
	Total		275										275
EGELSTON TOWNSHIP	Precinct 1		87										87
	Precinct 2		149										149
	Precinct 3		103										103
	Total		339										339
FRUITLAND TOWNSHIP	Precinct 1												
	Precinct 2												
	Total												
FRUITPORT TOWNSHIP	Precinct 1		166										166
	Precinct 2		124										124
	Precinct 3		173										173
	Precinct 4		179										179
	Total		642										642
HOLTON TOWNSHIP	Precinct 1		114										114
	Total		114										114
LAKETON TOWNSHIP	Precinct 1												
	Precinct 2												
	Precinct 3												
	Total												
MONTAGUE TOWNSHIP	Precinct 1		145										145
	Total		145										145
MOORLAND TOWNSHIP	Precinct 1		115										115
	Total		115										115
MUSKEGON TOWNSHIP	Precinct 1												
	Precinct 2												
	Precinct 3												
	Precinct 4												
	Precinct 5												
	Precinct 6												
	Precinct 7												
	Total												
RAVENNA TOWNSHIP	Precinct 1		403										403
	Total		403										403
SULLIVAN TOWNSHIP	Precinct 1		128										128
	Total		128										128
WHITE RIVER TOWNSHIP	Precinct 1		149										149
	Total		149										149
WHITEHALL TOWNSHIP	Precinct 1												
	Total												
Townships Totals			2729										2729

STATEMENT OF VOTES, August Election, Tuesday, August 2, 2016

Names of Townships and Election Districts		Poll Book	REPRESENTATIVE IN STATE LEGISLATURE 91ST DISTRICT												Totals
			REP												
MUSKEGON 61			Holly Hughes												
Section 2															
MONTAGUE CITY	Precinct 1		173												173
Total			173												173
MUSKEGON CITY	Precinct 1														
	Precinct 10														
	Precinct 11														
	Precinct 12														
	Precinct 13														
	Precinct 14														
	Precinct 2														
	Precinct 3														
	Precinct 4														
	Precinct 5														
	Precinct 6														
	Precinct 7														
	Precinct 8														
	Precinct 9														
Total															
MUSKEGON HEIGHTS CITY	Precinct 1														
	Precinct 2														
	Precinct 3														
	Precinct 4														
Total															
NORTH MUSKEGON CITY	Precinct 1														
	Precinct 2														
Total															
NORTON SHORES CITY	Precinct 1		31												31
	Precinct 10		299												299
	Precinct 2		170												170
	Precinct 3		122												122
	Precinct 4		160												160
	Precinct 5		194												194
	Precinct 6		149												149
	Precinct 7		244												244
	Precinct 8		229												229
	Precinct 9		125												125
Total			1723												1723
ROOSEVELT PARK CITY	Precinct 1		100												100
	Precinct 2		98												98
Total			198												198
WHITEHALL CITY	Precinct 1		154												154
Total			154												154
Cities Totals			2248												2248
Townships Totals			2729												2729
Grand Totals			4977												4977

STATEMENT OF VOTES, August Election, Tuesday, August 2, 2016

Names of Townships and Election Districts		REPRESENTATIVE IN STATE LEGISLATURE 91ST DISTRICT										
		DEM										Totals
MUSKEGON 61												
Section 1	PollBook	Collene Lamonte										
BLUE LAKE TOWNSHIP Precinct 1		160										160
Total		160										160
CASNOVIA TOWNSHIP Precinct 1		66										66
Total		66										66
CEDAR CREEK TOWNSHIP Precinct 1		214										214
Total		214										214
DALTON TOWNSHIP Precinct 1		268										268
Precinct 2		128										128
Precinct 3		114										114
Precinct 4		246										246
Total		756										756
EGELSTON TOWNSHIP Precinct 1		311										311
Precinct 2		373										373
Precinct 3		310										310
Total		994										994
FRUITLAND TOWNSHIP Precinct 1												
Precinct 2												
Total												
FRUITPORT TOWNSHIP Precinct 1		272										272
Precinct 2		287										287
Precinct 3		400										400
Precinct 4		338										338
Total		1297										1297
HOLTON TOWNSHIP Precinct 1		164										164
Total		164										164
LAKETON TOWNSHIP Precinct 1												
Precinct 2												
Precinct 3												
Total												
MONTAGUE TOWNSHIP Precinct 1		151										151
Total		151										151
MOORLAND TOWNSHIP Precinct 1		125										125
Total		125										125
MUSKEGON TOWNSHIP Precinct 1												
Precinct 2												
Precinct 3												
Precinct 4												
Precinct 5												
Precinct 6												
Precinct 7												
Total												
RAVENNA TOWNSHIP Precinct 1		113										113
Total		113										113
SULLIVAN TOWNSHIP Precinct 1		197										197
Total		197										197
WHITE RIVER TOWNSHIP Precinct 1		166										166
Total		166										166
WHITEHALL TOWNSHIP Precinct 1												
Total												
Townships Totals		4403										4403

***** Official Results *****

STATEMENT OF VOTES, August Election, Tuesday, August 2, 2016

Names of Townships and Election Districts		Pollbook	REPRESENTATIVE IN STATE LEGISLATURE 91ST DISTRICT											Totals
			DEM Collene Lamotte											
MUSKEGON 61														
Section 2														
MONTAGUE CITY	Precinct 1		244											244
	Total		244											244
MUSKEGON CITY	Precinct 1													
	Precinct 10													
	Precinct 11													
	Precinct 12													
	Precinct 13													
	Precinct 14													
	Precinct 2													
	Precinct 3													
	Precinct 4													
	Precinct 5													
	Precinct 6													
	Precinct 7													
	Precinct 8													
	Precinct 9													
	Total													
MUSKEGON HEIGHTS CITY	Precinct 1													
	Precinct 2													
	Precinct 3													
	Precinct 4													
	Total													
NORTH MUSKEGON CITY	Precinct 1													
	Precinct 2													
	Total													
NORTON SHORES CITY	Precinct 1		84											84
	Precinct 10		301											301
	Precinct 2		173											173
	Precinct 3		166											166
	Precinct 4		141											141
	Precinct 5		268											268
	Precinct 6		222											222
	Precinct 7		301											301
	Precinct 8		295											295
	Precinct 9		278											278
	Total		2229											2229
ROOSEVELT PARK CITY	Precinct 1		204											204
	Precinct 2		195											195
	Total		399											399
WHITEHALL CITY	Precinct 1		224											224
	Total		224											224
Cities Totals			3096											3096
Townships Totals			4403											4403
Grand Totals			7499											7499

STATEMENT OF VOTES, August Election, Tuesday, August 2, 2016

Names of Townships and Election Districts		REPRESENTATIVE IN STATE LEGISLATURE 92ND DISTRICT											Totals
		REP Marshall Davis	REP Gail Eichorst										
MUSKEGON 61													
Section 1													
BLUE LAKE TOWNSHIP	Precinct 1												
	Total												
CASNOVIA TOWNSHIP	Precinct 1												
	Total												
CEDAR CREEK TOWNSHIP	Precinct 1												
	Total												
DALTON TOWNSHIP	Precinct 1												
	Precinct 2												
	Precinct 3												
	Precinct 4												
	Total												
EGELSTON TOWNSHIP	Precinct 1												
	Precinct 2												
	Precinct 3												
	Total												
FRUITLAND TOWNSHIP	Precinct 1	112	78										190
	Precinct 2	64	67										131
	Total	176	145										321
FRUITPORT TOWNSHIP	Precinct 1												
	Precinct 2												
	Precinct 3												
	Precinct 4												
	Total												
HOLTON TOWNSHIP	Precinct 1												
	Total												
LAKETON TOWNSHIP	Precinct 1	70	60										130
	Precinct 2	94	72										166
	Precinct 3	56	56										112
	Total	220	188										408
MONTAGUE TOWNSHIP	Precinct 1												
	Total												
MOORLAND TOWNSHIP	Precinct 1												
	Total												
MUSKEGON TOWNSHIP	Precinct 1	17	17										34
	Precinct 2	28	26										54
	Precinct 3	59	61										110
	Precinct 4	54	20										74
	Precinct 5	35	27										62
	Precinct 6	53	23										76
	Precinct 7	30	16										46
	Total	276	180										456
RAVENNA TOWNSHIP	Precinct 1												
	Total												
SULLIVAN TOWNSHIP	Precinct 1												
	Total												
WHITE RIVER TOWNSHIP	Precinct 1												
	Total												
WHITEHALL TOWNSHIP	Precinct 1	65	34										99
	Total	65	34										99
Townships Totals		737	547										1284

***** Official Results *****

STATEMENT OF VOTES, August Election, Tuesday, August 2, 2016

Names of Townships and Election Districts MUSKEGON 61 Section 2	Pollbook	REPRESENTATIVE IN STATE LEGISLATURE 92ND DISTRICT											Totals
		REP Marshall Davis	REP Gail Eichorst										
MONTAGUE CITY Precinct 1													
Total													
MUSKEGON CITY Precinct 1		11	12										23
Precinct 10		29	30										59
Precinct 11		33	39										72
Precinct 12		48	42										90
Precinct 13		36	27										63
Precinct 14		60	60										120
Precinct 2		11	17										28
Precinct 3		12	17										29
Precinct 4		16	23										41
Precinct 5		9	4										13
Precinct 6		13	5										18
Precinct 7		12	11										23
Precinct 8		11	7										18
Precinct 9		4	13										17
Total		307	307										614
MUSKEGON HEIGHTS CITY Precinct 1		3	2										5
Precinct 2		1	0										1
Precinct 3		4	4										8
Precinct 4		2	2										4
Total		10	8										18
NORTH MUSKEGON CITY Precinct 1		44	41										85
Precinct 2		91	73										164
Total		135	114										249
NORTON SHORES CITY Precinct 1													
Precinct 10													
Precinct 2													
Precinct 3													
Precinct 4													
Precinct 5													
Precinct 6													
Precinct 7													
Precinct 8													
Precinct 9													
Total													
ROOSEVELT PARK CITY Precinct 1													
Precinct 2													
Total													
WHITEHALL CITY Precinct 1													
Total													
Cities Totals		452	429										881
Townships Totals		737	547										1284
Grand Totals		1189	976										2165

***** Official Results *****

STATEMENT OF VOTES, August Election, Tuesday, August 2, 2016

Names of Townships and Election Districts	PollBook	REPRESENTATIVE IN STATE LEGISLATURE 92ND DISTRICT											Totals
		DEM Saun Mulrally	DEM Terry J. Sabo										
MUSKEGON 61													
Section 1													
BLUE LAKE TOWNSHIP Precinct 1													
Total													
CASNOVIA TOWNSHIP Precinct 1													
Total													
CEDAR CREEK TOWNSHIP Precinct 1													
Total													
DALTON TOWNSHIP Precinct 1													
Precinct 2													
Precinct 3													
Precinct 4													
Total													
EGELSTON TOWNSHIP Precinct 1													
Precinct 2													
Precinct 3													
Total													
FRUITLAND TOWNSHIP Precinct 1		188	156										344
Precinct 2		154	138										292
Total		342	294										636
FRUITPORT TOWNSHIP Precinct 1													
Precinct 2													
Precinct 3													
Precinct 4													
Total													
HOLTON TOWNSHIP Precinct 1													
Total													
LAKETON TOWNSHIP Precinct 1		116	207										322
Precinct 2		213	246										459
Precinct 3		141	210										351
Total		469	663										1132
MONTAGUE TOWNSHIP Precinct 1													
Total													
MOORLAND TOWNSHIP Precinct 1													
Total													
MUSKEGON TOWNSHIP Precinct 1		99	120										219
Precinct 2		119	84										203
Precinct 3		205	131										336
Precinct 4		144	202										346
Precinct 5		92	114										206
Precinct 6		97	79										176
Precinct 7		76	74										150
Total		832	804										1636
RAVENNA TOWNSHIP Precinct 1													
Total													
SULLIVAN TOWNSHIP Precinct 1													
Total													
WHITE RIVER TOWNSHIP Precinct 1													
Total													
WHITEHALL TOWNSHIP Precinct 1		100	100										200
Total		100	100										200
Townships Totals		1743	1861										3604

***** Official Results *****

STATEMENT OF VOTES, August Election, Tuesday, August 2, 2016

Names of Townships and Election Districts		REPRESENTATIVE IN STATE LEGISLATURE 92ND DISTRICT												Totals
		DEM Sean Mulleally	DEM Terry J. Sabo											
MUSKEGON 61														
Section 2														
MONTAGUE CITY	Precinct 1													
	Total													
MUSKEGON CITY	Precinct 1	67	65											132
	Precinct 10	165	132											297
	Precinct 11	155	107											262
	Precinct 12	188	192											380
	Precinct 13	169	130											299
	Precinct 14	198	174											372
	Precinct 2	79	111											190
	Precinct 3	82	96											178
	Precinct 4	123	63											186
	Precinct 5	68	60											128
	Precinct 6	77	53											130
	Precinct 7	110	99											209
	Precinct 8	52	46											98
	Precinct 9	88	85											173
	Total	1621	1413											3034
MUSKEGON HEIGHTS CITY	Precinct 1	73	135											208
	Precinct 2	67	93											160
	Precinct 3	48	78											126
	Precinct 4	65	145											210
	Total	253	451											704
NORTH MUSKEGON CITY	Precinct 1	145	157											302
	Precinct 2	210	238											448
	Total	355	395											750
NORTON SHORES CITY	Precinct 1													
	Precinct 10													
	Precinct 2													
	Precinct 3													
	Precinct 4													
	Precinct 5													
	Precinct 6													
	Precinct 7													
	Precinct 8													
	Precinct 9													
	Total													
ROOSEVELT PARK CITY	Precinct 1													
	Precinct 2													
	Total													
WHITEHALL CITY	Precinct 1													
	Total													
Cities Totals		2229	2259											4488
Townships Totals		1743	1861											3604
Grand Totals		3972	4120											8092

STATEMENT OF VOTES, August Election, Tuesday, August 2, 2016

Names of Townships and Election Districts	Poll Book	JUDGE OF PROBATE COURT										Totals
		Joseph S. Bush	Eric C. Grimm	David B. Korteng	Jenny L. McNeill	Brenda E. Sprader						
MUSKEGON 61	Section 1											
BLUE LAKE TOWNSHIP Precinct 1		60	40	30	55	83						268
Total		60	40	30	55	83						268
CASNOVIA TOWNSHIP Precinct 1		55	39	27	47	39						207
Total		55	39	27	47	39						207
CEDAR CREEK TOWNSHIP Precinct 1		62	40	60	63	73						298
Total		62	40	60	63	73						298
DALTON TOWNSHIP Precinct 1		92	51	62	85	105						395
Precinct 2		22	30	20	29	66						167
Precinct 3		45	21	28	31	37						162
Precinct 4		66	52	50	62	134						364
Total		225	154	160	207	342						1088
EGELSTON TOWNSHIP Precinct 1		60	62	68	63	156						499
Precinct 2		116	76	82	62	189						525
Precinct 3		48	41	65	82	160						396
Total		224	179	215	207	505						1330
FRUITLAND TOWNSHIP Precinct 1		145	63	75	135	103						521
Precinct 2		110	69	52	101	102						434
Total		255	132	127	236	205						955
FRUITPORT TOWNSHIP Precinct 1		109	44	102	86	133						474
Precinct 2		87	68	80	95	125						455
Precinct 3		127	53	109	122	192						603
Precinct 4		133	86	117	114	150						600
Total		456	251	408	417	600						2132
HOLTON TOWNSHIP Precinct 1		70	41	33	52	75						271
Total		70	41	33	52	75						271
LAKETON TOWNSHIP Precinct 1		121	40	70	95	107						433
Precinct 2		132	63	111	158	160						624
Precinct 3		99	50	59	104	121						433
Total		352	153	240	357	388						1490
MONTAGUE TOWNSHIP Precinct 1		64	38	33	63	61						259
Total		64	38	33	63	61						259
MOORLAND TOWNSHIP Precinct 1		67	49	17	25	62						220
Total		67	49	17	25	62						220
MUSKEGON TOWNSHIP Precinct 1		42	29	52	45	85						253
Precinct 2		37	29	46	45	98						255
Precinct 3		80	42	78	88	150						448
Precinct 4		80	53	63	72	156						424
Precinct 5		49	42	40	52	88						271
Precinct 6		60	26	51	36	74						247
Precinct 7		30	24	23	45	66						188
Total		378	245	353	393	717						2086
RAVENNA TOWNSHIP Precinct 1		148	67	52	62	100						429
Total		148	67	52	62	100						429
SULLIVAN TOWNSHIP Precinct 1		76	58	57	36	91						318
Total		76	58	57	36	91						318
WHITE RIVER TOWNSHIP Precinct 1		62	50	21	96	56						285
Total		62	50	21	96	56						285
WHITEHALL TOWNSHIP Precinct 1		55	51	49	53	79						287
Total		55	51	49	53	79						287
Townships Totals		2609	1587	1882	2369	3476						11923

RECEIVED/FILED
 MICHIGAN DEPT OF STATE
 2016 AUG 17 PM 1:04
 ELECTIONS/GREAT SEAL

STATEMENT OF VOTES, August Election, Tuesday, August 2, 2016

Names of Townships and Election Districts		PollBook	JUDGE OF PROBATE COURT										Totals
			Joseph S. Bush	Eric C. Grimm	David B. Kortering	Jenny L. McNeill	Granda E. Sprader						
MUSKEGON 61		Section 2											
MONTAGUE CITY	Precinct 1		82	78	66	108	92						426
	Total		82	78	66	108	92						426
MUSKEGON CITY	Precinct 1		13	21	30	26	56						146
	Precinct 10		71	23	54	83	102						333
	Precinct 11		83	37	61	58	102						341
	Precinct 12		125	34	141	96	96						494
	Precinct 13		74	47	84	61	93						359
	Precinct 14		123	22	138	139	112						534
	Precinct 2		12	25	40	37	86						200
	Precinct 3		20	25	36	33	63						177
	Precinct 4		18	21	46	48	66						199
	Precinct 5		11	14	26	21	55						127
	Precinct 6		12	24	31	22	48						137
	Precinct 7		32	33	33	58	69						225
	Precinct 8		19	17	16	13	37						102
	Precinct 9		17	16	44	36	71						184
	Total		630	359	780	733	1056						3558
MUSKEGON HEIGHTS CITY	Precinct 1		4	16	40	40	61						161
	Precinct 2		10	12	24	30	63						139
	Precinct 3		9	14	31	18	46						117
	Precinct 4		13	24	49	28	89						203
	Total		36	66	144	116	258						620
NORTH MUSKEGON CITY	Precinct 1		125	38	53	83	92						391
	Precinct 2		313	36	76	158	102						685
	Total		438	74	129	241	194						1076
NORTON SHORES CITY	Precinct 1		14	9	27	29	39						118
	Precinct 10		177	29	163	251	89						689
	Precinct 2		99	35	47	114	61						356
	Precinct 3		68	56	60	75	62						321
	Precinct 4		93	31	53	84	71						332
	Precinct 5		121	38	93	176	103						529
	Precinct 6		91	38	76	115	82						402
	Precinct 7		166	55	121	150	100						592
	Precinct 8		204	59	90	140	104						597
	Precinct 9		104	46	114	107	71						442
	Total		1137	394	844	1241	762						4378
ROOSEVELT PARK CITY	Precinct 1		83	34	52	94	60						323
	Precinct 2		68	35	52	74	64						293
	Total		151	69	104	168	124						616
WHITEHALL CITY	Precinct 1		78	77	53	79	81						368
	Total		78	77	53	79	81						368
Cities Totals			2552	1117	2120	2686	2567						11042
Townships Totals			2609	1587	1882	2369	3476						11923
Grand Totals			5161	2704	4002	5055	6043						22965

STATEMENT OF VOTES, August Election, Tuesday, August 2, 2016

Names of Townships and Election Districts		Pollbook	JUDGE OF DISTRICT COURT JUDICIAL										Totals
			Joshua Stewart EldenBrady	Paula Baker Mathas	Geoffrey T. Nolan	Al Swanson							
MUSKEGON 61		Section 1											
BLUE LAKE TOWNSHIP	Precinct 1		16	84	119	58							277
	Total		16	84	119	58							277
CASNOVIA TOWNSHIP	Precinct 1		6	46	94	67							213
	Total		6	46	94	67							213
CEDAR CREEK TOWNSHIP	Precinct 1		20	95	156	42							313
	Total		20	95	156	42							313
DALTON TOWNSHIP	Precinct 1		18	100	249	39							406
	Precinct 2		3	40	84	34							161
	Precinct 3		4	35	102	16							157
	Precinct 4		22	80	194	66							362
	Total		47	255	629	155							1086
EGELSTON TOWNSHIP	Precinct 1		15	85	192	105							397
	Precinct 2		36	123	221	125							505
	Precinct 3		25	121	182	75							403
	Total		76	329	595	305							1305
FRUITLAND TOWNSHIP	Precinct 1		29	136	275	78							518
	Precinct 2		23	142	197	58							420
	Total		52	278	472	136							938
FRUITPORT TOWNSHIP	Precinct 1		23	109	221	116							469
	Precinct 2		30	145	152	116							443
	Precinct 3		31	171	259	133							594
	Precinct 4		20	143	261	167							591
	Total		104	568	893	532							2097
HOLTON TOWNSHIP	Precinct 1		12	83	124	52							271
	Total		12	83	124	52							271
LAKETON TOWNSHIP	Precinct 1		10	119	292	30							451
	Precinct 2		28	185	345	67							625
	Precinct 3		26	137	217	53							433
	Total		64	441	854	150							1509
MONTAGUE TOWNSHIP	Precinct 1		12	70	131	40							253
	Total		12	70	131	40							253
MOORLAND TOWNSHIP	Precinct 1		6	37	113	77							233
	Total		6	37	113	77							233
MUSKEGON TOWNSHIP	Precinct 1		15	71	129	32							247
	Precinct 2		16	51	159	30							256
	Precinct 3		24	125	263	40							452
	Precinct 4		25	106	214	75							420
	Precinct 5		11	77	121	48							257
	Precinct 6		16	66	114	43							239
	Precinct 7		16	39	89	38							182
	Total		123	535	1089	306							2053
RAVENNA TOWNSHIP	Precinct 1		16	80	239	105							440
	Total		16	80	239	105							440
SULLIVAN TOWNSHIP	Precinct 1		14	78	150	74							316
	Total		14	78	150	74							316
WHITE RIVER TOWNSHIP	Precinct 1		16	87	141	39							283
	Total		16	87	141	39							283
WHITEHALL TOWNSHIP	Precinct 1		14	92	134	46							286
	Total		14	92	134	46							286
Townships Totals			598	3158	5933	2184							11873

STATEMENT OF VOTES, August Election, Tuesday, August 2, 2016

Names of Townships and Election Districts		JUDGE OF DISTRICT COURT JUDICIAL									
		Poll Book	Joshua Stewart EldenBrady	Paula Baker Mathes	Geoffrey T. Nolan	Al Swanson					Totals
MUSKEGON 61											
Section 2											
MONTAGUE CITY	Precinct 1		21	126	237	45					429
	Total		21	126	237	45					429
MUSKEGON CITY	Precinct 1		10	49	76	13					148
	Precinct 10		31	100	159	35					325
	Precinct 11		22	91	182	32					327
	Precinct 12		48	157	216	45					466
	Precinct 13		31	91	194	36					352
	Precinct 14		42	153	255	58					508
	Precinct 2		15	76	79	33					203
	Precinct 3		16	53	91	26					186
	Precinct 4		20	70	96	14					200
	Precinct 5		22	28	67	14					131
	Precinct 6		34	34	55	14					137
	Precinct 7		26	66	108	16					216
	Precinct 8		11	29	47	16					103
	Precinct 9		22	55	81	27					185
	Total		350	1052	1706	379					3487
MUSKEGON HEIGHTS CITY	Precinct 1		8	47	88	20					163
	Precinct 2		6	43	71	23					143
	Precinct 3		9	37	54	19					119
	Precinct 4		7	47	105	47					206
	Total		30	174	318	109					631
NORTH MUSKEGON CITY	Precinct 1		23	108	214	39					384
	Precinct 2		18	209	361	63					651
	Total		41	317	575	102					1035
NORTON SHORES CITY	Precinct 1		11	22	72	16					121
	Precinct 10		26	182	372	78					658
	Precinct 2		18	108	176	51					353
	Precinct 3		20	97	142	48					307
	Precinct 4		16	95	158	49					318
	Precinct 5		19	144	285	63					511
	Precinct 6		14	119	190	47					370
	Precinct 7		23	168	324	51					566
	Precinct 8		15	184	305	57					561
	Precinct 9		26	106	239	57					428
	Total		188	1225	2263	517					4193
ROOSEVELT PARK CITY	Precinct 1		18	91	169	30					307
	Precinct 2		17	114	122	32					285
	Total		35	205	290	62					592
WHITEHALL CITY	Precinct 1		18	109	179	70					376
	Total		18	109	179	70					376
Cities Totals			683	3208	5568	1284					10743
Townships Totals			598	3158	5933	2184					11873
Grand Totals			1281	6366	11501	3468					22616

Martin, Michele (MDOS)

From: Pezet, Jeanne <PezetJe@co.muskegon.mi.us>
Sent: Wednesday, August 17, 2016 12:26 PM
To: Martin, Michele (MDOS)
Cc: Waters, Nancy
Subject: Muskegon County Statement of Votes for Judges August 2, 2016
Attachments: Aug16_STATEMENT_OF_VOTES for judges.pdf

Attached are the pages of the Muskegon County Statement of Votes for the Judge races on the August 2, 2016 ballot which were omitted from the report mailed to you.


Thank you,

Jeanne Pezet

Jeanne Pezet, Interim Elections Coordinator
990 Terrace Street, 1st Floor
Muskegon, MI 49442
(231) 724-6316
(231) 724-6425
Fax: (231) 724-6262
Pezetje@co.muskegon.mi.us

SLO: Subject Line Only
NRN: No Reply Necessary

RECEIVED/FILED
MICHIGAN DEPT OF STATE
2016 AUG 17 PM 1:04
ELECTIONS/GREAT SEAL



**ANDREW B. ROBINSON
NEWAYGO COUNTY CLERK**

COUNTY BUILDING
P.O. BOX 885
WHITE CLOUD, MI 49349-0885

RECEIVED/FILED
MICHIGAN DEPT OF STATE
2016 AUG 11 AM 10:54
ELECTIONS/GREAT SEAL
231-689-7238

August 9, 2016

Michigan Department of State
Bureau of Elections
P. O. Box 20126
Lansing, MI 48901-0726

Re: August 2, 2016 Primary Election – Official County Vote Totals

Bureau of Elections:

Enclosed please find Newaygo County's Official County Vote Totals (Summary of County Canvasser's Statement) together with the Statement of Vote Book Report for the August 2, 2016 Primary Election.

Please feel free to contact me should you have any questions or need further information. Thank you.

Sincerely,

A handwritten signature in cursive script that reads "Andrew B. Robinson".

Andrew B. Robinson
Newaygo County Clerk

/par
Enclosure

NEWAYGO_0816_PRIMARY_E

100001	REPUBLICAN REPRESENTATIVE IN CONGRESS 2ND DISTRICT													
	Registration	Ballots Cast	Turnout (%)		Bill Huizenga									
City of Fremont Precinct 1 - 1	1514	571	37.71		429									
City of Fremont Precinct 1 - Election	1514	0	0.00		0									
City of Fremont Precinct 1 - SPR	1514	0	0.00		0									
City of Fremont Precinct 1 - County	1514	0	0.00		0									
City of Fremont Precinct 2 - 2	1492	514	34.45		405									
City of Fremont Precinct 2 - Election	1492	0	0.00		0									
City of Fremont Precinct 2 - SPR	1492	0	0.00		0									
City of Fremont Precinct 2 - County	1492	0	0.00		0									
City of Grant Precinct 1 - 3	588	167	28.40		134									
City of Grant Precinct 1 - Election	588	0	0.00		0									
City of Grant Precinct 1 - SPR	588	0	0.00		0									
City of Grant Precinct 1 - County	588	0	0.00		0									
City of Newaygo Precinct 1 - 4	1407	406	28.86		306									
City of Newaygo Precinct 1 - Election	1407	0	0.00		0									
City of Newaygo Precinct 1 - SPR	1407	0	0.00		0									
City of Newaygo Precinct 1 - County	1407	0	0.00		0									
City of White Cloud Precinct 1 - 5	816	272	33.33		201									
City of White Cloud Precinct 1 - Election	816	0	0.00		0									
City of White Cloud Precinct 1 - SPR	816	0	0.00		0									
City of White Cloud Precinct 1 - County	816	0	0.00		0									
Ashland Township Precinct 1 - 6	1813	503	27.74		373									
Ashland Township Precinct 1 - Election	1813	0	0.00		0									
Ashland Township Precinct 1 - SPR	1813	0	0.00		0									
Ashland Township Precinct 1 - County	1813	0	0.00		0									
Barton Township Precinct 1 - 7	513	89	17.35		66									
Barton Township Precinct 1 - Election	513	0	0.00		0									
Barton Township Precinct 1 - SPR	513	0	0.00		0									
Barton Township Precinct 1 - County	513	0	0.00		0									
Beaver Township Precinct 1 - 8	350	0	0.00		0									
Beaver Township Precinct 1 - Election	350	75	21.43		43									
Beaver Township Precinct 1 - SPR	350	0	0.00		0									
Beaver Township Precinct 1 - County	350	0	0.00		0									
Big Prairie Township Precinct 1 - 9	1847	296	16.03		188									
Big Prairie Township Precinct 1 - Election	1847	0	0.00		0									
Big Prairie Township Precinct 1 - SPR	1847	0	0.00		0									
Big Prairie Township Precinct 1 - County	1847	0	0.00		0									
Bridgeton Township Precinct 1 - 10	1509	308	20.41		183									
Bridgeton Township Precinct 1 - Election	1509	0	0.00		0									
Bridgeton Township Precinct 1 - SPR	1509	0	0.00		0									
Bridgeton Township Precinct 1 - County	1509	0	0.00		0									
Brooks Township Precinct 1 - 11	940	367	39.04		274									
Brooks Township Precinct 1 - Election	940	0	0.00		0									
Brooks Township Precinct 1 - SPR	940	0	0.00		0									
Brooks Township Precinct 1 - County	940	0	0.00		0									
Brooks Township Precinct 2 - 12	1834	609	33.21		455									
Brooks Township Precinct 2 - Election	1834	0	0.00		0									
Brooks Township Precinct 2 - SPR	1834	0	0.00		0									
Brooks Township Precinct 2 - County	1834	0	0.00		0									
Croton Township Precinct 1 - 13	2582	640	24.79		424									
Croton Township Precinct 1 - Election	2582	0	0.00		0									
Croton Township Precinct 1 - SPR	2582	0	0.00		0									
Croton Township Precinct 1 - County	2582	0	0.00		0									
Dayton Township Precinct 1 - 14	1575	533	33.84		406									
Dayton Township Precinct 1 - Election	1575	0	0.00		0									
Dayton Township Precinct 1 - SPR	1575	0	0.00		0									
Dayton Township Precinct 1 - County	1575	0	0.00		0									
Denver Township Precinct 1 - 15	1461	267	18.28		150									
Denver Township Precinct 1 - Election	1461	0	0.00		0									
Denver Township Precinct 1 - SPR	1461	0	0.00		0									
Denver Township Precinct 1 - County	1461	0	0.00		0									
Ensley Township Precinct 1 - 16	1793	362	20.19		271									
Ensley Township Precinct 1 - Election	1793	0	0.00		0									

RECEIVED/FILED
MICHIGAN DEPT OF STATE
2016 AUG 11 AM 10:54
ELECTIONS/GENERAL SEAL

		REPUBLICAN REPRESENTATIVE IN CONGRESS 2ND DISTRICT														
100001																
	Registration	Ballots Cast	Turnout (%)		Bill Huizenga											
Ensley Township Precinct 1 - SPR	1793	0	0.00		0											
Ensley Township Precinct 1 - Cou	1793	0	0.00		0											
Everett Township Precinct 1 17	1354	402	29.69		266											
Everett Township Precinct 1 - Elec	1354	0	0.00		0											
Everett Township Precinct 1 - SPR	1354	0	0.00		0											
Everett Township Precinct 1 - Cou	1354	0	0.00		0											
Garfield Township Precinct 1 18	1622	505	31.13		386											
Garfield Township Precinct 1 - Ele	1622	0	0.00		0											
Garfield Township Precinct 1 - SP	1622	0	0.00		0											
Garfield Township Precinct 1 - Cou	1622	0	0.00		0											
Goodwell Township Precinct 1 19	379	94	24.80		77											
Goodwell Township Precinct 1 - E	379	0	0.00		0											
Goodwell Township Precinct 1 - S	379	0	0.00		0											
Goodwell Township Precinct 1 - C	379	0	0.00		0											
Grant Township Precinct 1 20	2207	649	29.41		543											
Grant Township Precinct 1 - Elect	2207	0	0.00		0											
Grant Township Precinct 1 - SPR	2207	0	0.00		0											
Grant Township Precinct 1 - Count	2207	0	0.00		0											
Home Township Precinct 1 21	183	60	32.79		50											
Home Township Precinct 1 - Elect	183	0	0.00		0											
Home Township Precinct 1 - SPR	183	0	0.00		0											
Home Township Precinct 1 - Count	183	0	0.00		0											
Lilley Township Precinct 1 22	613	152	24.80		109											
Lilley Township Precinct 1 - Elect	613	0	0.00		0											
Lilley Township Precinct 1 - SPR	613	0	0.00		0											
Lilley Township Precinct 1 - Count	613	0	0.00		0											
Lincoln Township Precinct 1 23	960	299	31.15		189											
Lincoln Township Precinct 1 - Elec	960	0	0.00		0											
Lincoln Township Precinct 1 - SPR	960	0	0.00		0											
Lincoln Township Precinct 1 - Cou	960	0	0.00		0											
Merrill Township Precinct 1 24	522	110	21.07		51											
Merrill Township Precinct 1 - Elect	522	0	0.00		0											
Merrill Township Precinct 1 - SPR	522	0	0.00		0											
Merrill Township Precinct 1 - Count	522	0	0.00		0											
Monroe Township Precinct 1 25	249	67	26.91		46											
Monroe Township Precinct 1 - Ele	249	0	0.00		0											
Monroe Township Precinct 1 - SP	249	0	0.00		0											
Monroe Township Precinct 1 - Cou	249	0	0.00		0											
Norwich Township Precinct 1 26	420	113	26.90		84											
Norwich Township Precinct 1 - Ele	420	0	0.00		0											
Norwich Township Precinct 1 - SP	420	0	0.00		0											
Norwich Township Precinct 1 - Co	420	0	0.00		0											
Sheridan Charter Township Preci	1949	585	30.02		485											
Sheridan Charter Township Preci	1949	0	0.00		0											
Sheridan Charter Township Preci	1949	0	0.00		0											
Sheridan Charter Township Preci	1949	0	0.00		0											
Sherman Township Precinct 1 28	1549	507	32.73		392											
Sherman Township Precinct 1 - El	1549	0	0.00		0											
Sherman Township Precinct 1 - St	1549	0	0.00		0											
Sherman Township Precinct 1 - C	1549	0	0.00		0											
Troy Township Precinct 1 29	205	63	30.73		26											
Troy Township Precinct 1 - Elect	205	0	0.00		0											
Troy Township Precinct 1 - SPR H	205	0	0.00		0											
Troy Township Precinct 1 - County	205	0	0.00		0											
Wilcox Township Precinct 1 30	826	215	26.03		150											
Wilcox Township Precinct 1 - Elec	826	0	0.00		0											
Wilcox Township Precinct 1 - SPR	826	0	0.00		0											
Wilcox Township Precinct 1 - Cou	826	0	0.00		0											
Precinct Totals	35072	9725	27.73		7119											
Election Day Manual Entry Totals	35072	75	0.21		43											

August 2, 2016

NEWAYGO COUNTY Statement of Vote
NEWAYGO_0816_PRIMARY_E[illegible]

August 2, 2016

NEWAYGO_0816_PRIMARY_E

100002	REPUBLICAN REPRESENTATIVE IN STATE LEGISLATURE 100TH DISTRICT														
	Registration	Ballots Cast	Turnout (%)		Dan Eley	Scott A. VanSingel	John Wlterink								
City of Fremont Precinct 1 1	1514	571	37.71		14	359	58								
City of Fremont Precinct 1 - Election	1514	0	0.00		0	0	0								
City of Fremont Precinct 1 - SPR	1514	0	0.00		0	0	0								
City of Fremont Precinct 1 - County	1514	0	0.00		0	0	0								
City of Fremont Precinct 2 2	1492	514	34.45		16	331	75								
City of Fremont Precinct 2 - Election	1492	0	0.00		0	0	0								
City of Fremont Precinct 2 - SPR	1492	0	0.00		0	0	0								
City of Fremont Precinct 2 - County	1492	0	0.00		0	0	0								
City of Grant Precinct 1 3	588	167	28.40		3	119	23								
City of Grant Precinct 1 - Election	588	0	0.00		0	0	0								
City of Grant Precinct 1 - SPR	588	0	0.00		0	0	0								
City of Grant Precinct 1 - County	588	0	0.00		0	0	0								
City of Newaygo Precinct 1 4	1407	406	28.86		26	247	56								
City of Newaygo Precinct 1 - Election	1407	0	0.00		0	0	0								
City of Newaygo Precinct 1 - SPR	1407	0	0.00		0	0	0								
City of Newaygo Precinct 1 - County	1407	0	0.00		0	0	0								
City of White Cloud Precinct 1 5	816	272	33.33		15	185	22								
City of White Cloud Precinct 1 - Election	816	0	0.00		0	0	0								
City of White Cloud Precinct 1 - SPR	816	0	0.00		0	0	0								
City of White Cloud Precinct 1 - County	816	0	0.00		0	0	0								
Ashland Township Precinct 1 6	1813	503	27.74		21	307	89								
Ashland Township Precinct 1 - Election	1813	0	0.00		0	0	0								
Ashland Township Precinct 1 - SPR	1813	0	0.00		0	0	0								
Ashland Township Precinct 1 - County	1813	0	0.00		0	0	0								
Barton Township Precinct 1 7	513	89	17.35		8	54	8								
Barton Township Precinct 1 - Election	513	0	0.00		0	0	0								
Barton Township Precinct 1 - SPR	513	0	0.00		0	0	0								
Barton Township Precinct 1 - County	513	0	0.00		0	0	0								
Beaver Township Precinct 1 8	350	0	0.00		0	0	0								
Beaver Township Precinct 1 - Election	350	75	21.43		1	37	8								
Beaver Township Precinct 1 - SPR	350	0	0.00		0	0	0								
Beaver Township Precinct 1 - County	350	0	0.00		0	0	0								
Big Prairie Township Precinct 1 9	1847	296	16.03		16	151	37								
Big Prairie Township Precinct 1 - Election	1847	0	0.00		0	0	0								
Big Prairie Township Precinct 1 - SPR	1847	0	0.00		0	0	0								
Big Prairie Township Precinct 1 - County	1847	0	0.00		0	0	0								
Bridgeton Township Precinct 1 10	1509	308	20.41		16	166	22								
Bridgeton Township Precinct 1 - Election	1509	0	0.00		0	0	0								
Bridgeton Township Precinct 1 - SPR	1509	0	0.00		0	0	0								
Bridgeton Township Precinct 1 - County	1509	0	0.00		0	0	0								
Brooks Township Precinct 1 11	940	367	39.04		13	236	52								
Brooks Township Precinct 1 - Election	940	0	0.00		0	0	0								
Brooks Township Precinct 1 - SPR	940	0	0.00		0	0	0								
Brooks Township Precinct 1 - County	940	0	0.00		0	0	0								
Brooks Township Precinct 2 12	1834	609	33.21		25	309	171								
Brooks Township Precinct 2 - Election	1834	0	0.00		0	0	0								
Brooks Township Precinct 2 - SPR	1834	0	0.00		0	0	0								
Brooks Township Precinct 2 - County	1834	0	0.00		0	0	0								
Croton Township Precinct 1 13	2582	640	24.79		39	334	83								
Croton Township Precinct 1 - Election	2582	0	0.00		0	0	0								
Croton Township Precinct 1 - SPR	2582	0	0.00		0	0	0								
Croton Township Precinct 1 - County	2582	0	0.00		0	0	0								
Dayton Township Precinct 1 14	1575	533	33.84		37	336	51								
Dayton Township Precinct 1 - Election	1575	0	0.00		0	0	0								
Dayton Township Precinct 1 - SPR	1575	0	0.00		0	0	0								
Dayton Township Precinct 1 - County	1575	0	0.00		0	0	0								
Denver Township Precinct 1 15	1461	267	18.28		24	121	24								
Denver Township Precinct 1 - Election	1461	0	0.00		0	0	0								
Denver Township Precinct 1 - SPR	1461	0	0.00		0	0	0								
Denver Township Precinct 1 - County	1461	0	0.00		0	0	0								
Ensley Township Precinct 1 16	1793	362	20.19		10	235	48								
Ensley Township Precinct 1 - Election	1793	0	0.00		0	0	0								

August 2, 2016

NEWAYGO_0816_PRIMARY_E

100002	REPUBLICAN REPRESENTATIVE IN STATE LEGISLATURE 100TH DISTRICT													
	Registration	Ballots Cast	Turnout (%)		Dan Eley	Scott A. VanSingel	John Wilterink							
Ensley Township Precinct 1 - SPR	1793	0	0.00		0	0	0							
Ensley Township Precinct 1 - Cou	1793	0	0.00		0	0	0							
Everett Township Precinct 1 17	1354	402	29.69		32	216	46							
Everett Township Precinct 1 - Elec	1354	0	0.00		0	0	0							
Everett Township Precinct 1 - SPR	1354	0	0.00		0	0	0							
Everett Township Precinct 1 - Cou	1354	0	0.00		0	0	0							
Garfield Township Precinct 1 18	1622	505	31.13		20	307	86							
Garfield Township Precinct 1 - Elec	1622	0	0.00		0	0	0							
Garfield Township Precinct 1 - SP	1622	0	0.00		0	0	0							
Garfield Township Precinct 1 - Cou	1622	0	0.00		0	0	0							
Goodwell Township Precinct 1 19	379	94	24.80		8	63	11							
Goodwell Township Precinct 1 - E	379	0	0.00		0	0	0							
Goodwell Township Precinct 1 - S	379	0	0.00		0	0	0							
Goodwell Township Precinct 1 - C	379	0	0.00		0	0	0							
Grant Township Precinct 1 20	2207	649	29.41		14	428	141							
Grant Township Precinct 1 - Elect	2207	0	0.00		0	0	0							
Grant Township Precinct 1 - SPR	2207	0	0.00		0	0	0							
Grant Township Precinct 1 - Coun	2207	0	0.00		0	0	0							
Home Township Precinct 1 21	183	60	32.79		5	38	11							
Home Township Precinct 1 - Elect	183	0	0.00		0	0	0							
Home Township Precinct 1 - SPR	183	0	0.00		0	0	0							
Home Township Precinct 1 - Coun	183	0	0.00		0	0	0							
Lilley Township Precinct 1 22	613	152	24.80		15	88	7							
Lilley Township Precinct 1 - Elect	613	0	0.00		0	0	0							
Lilley Township Precinct 1 - SPR	613	0	0.00		0	0	0							
Lilley Township Precinct 1 - Coun	613	0	0.00		0	0	0							
Lincoln Township Precinct 1 23	960	299	31.15		13	140	45							
Lincoln Township Precinct 1 - Elec	960	0	0.00		0	0	0							
Lincoln Township Precinct 1 - SPR	960	0	0.00		0	0	0							
Lincoln Township Precinct 1 - Cou	960	0	0.00		0	0	0							
Merrill Township Precinct 1 24	522	110	21.07		5	35	7							
Merrill Township Precinct 1 - Elect	522	0	0.00		0	0	0							
Merrill Township Precinct 1 - SPR	522	0	0.00		0	0	0							
Merrill Township Precinct 1 - Coun	522	0	0.00		0	0	0							
Monroe Township Precinct 1 25	249	67	26.91		1	46	5							
Monroe Township Precinct 1 - Ele	249	0	0.00		0	0	0							
Monroe Township Precinct 1 - SPR	249	0	0.00		0	0	0							
Monroe Township Precinct 1 - Cou	249	0	0.00		0	0	0							
Norwich Township Precinct 1 26	420	113	26.90		6	63	18							
Norwich Township Precinct 1 - Ele	420	0	0.00		0	0	0							
Norwich Township Precinct 1 - SP	420	0	0.00		0	0	0							
Norwich Township Precinct 1 - Co	420	0	0.00		0	0	0							
Sheridan Charter Township Precir	1949	585	30.02		16	402	72							
Sheridan Charter Township Precir	1949	0	0.00		0	0	0							
Sheridan Charter Township Precir	1949	0	0.00		0	0	0							
Sheridan Charter Township Precir	1949	0	0.00		0	0	0							
Sherman Township Precinct 1 28	1549	507	32.73		25	327	54							
Sherman Township Precinct 1 - E	1549	0	0.00		0	0	0							
Sherman Township Precinct 1 - S	1549	0	0.00		0	0	0							
Sherman Township Precinct 1 - C	1549	0	0.00		0	0	0							
Troy Township Precinct 1 29	205	63	30.73		4	19	3							
Troy Township Precinct 1 - Elect	205	0	0.00		0	0	0							
Troy Township Precinct 1 - SPR	205	0	0.00		0	0	0							
Troy Township Precinct 1 - County	205	0	0.00		0	0	0							
Wilcox Township Precinct 1 30	826	215	26.03		9	128	21							
Wilcox Township Precinct 1 - Elec	826	0	0.00		0	0	0							
Wilcox Township Precinct 1 - SPR	826	0	0.00		0	0	0							
Wilcox Township Precinct 1 - Cou	826	0	0.00		0	0	0							
Precinct Totals	35072	9725	27.73		456	5790	1346							
Election Day Manual Entry Totals	35072	75	0.21		1	37	8							

***Absentee Totals 100002	REPUBLICAN REPRESENTATIVE IN STATE LEGISLATURE 100TH DISTRICT														
	Registration	Ballots Cast	Turnout (%)		Dan Eley	Scott A. VanSingel	John Wlterink								
SPR Host Totals	35072	0	0.00		0	0	0								
Grand Totals	35072	9800	27.94		457	5827	1354								
County Clerk Totals	35072	0	0.00		0	0	0								

DEMOCRATIC REPRESENTATIVE IN CONGRESS 2ND DISTRICT																
200144																
	Registration	Ballots Cast	Turnout (%)		Dennis B. Murphy											
City of Fremont Precinct 1 - 1	1514	571	37.71		59											
City of Fremont Precinct 1 - Election	1514	0	0.00		0											
City of Fremont Precinct 1 - SPR H	1514	0	0.00		0											
City of Fremont Precinct 1 - County C	1514	0	0.00		0											
City of Fremont Precinct 2 - 2	1492	514	34.45		37											
City of Fremont Precinct 2 - Election	1492	0	0.00		0											
City of Fremont Precinct 2 - SPR H	1492	0	0.00		0											
City of Fremont Precinct 2 - County C	1492	0	0.00		0											
City of Grant Precinct 1 - 3	588	167	28.40		10											
City of Grant Precinct 1 - Election	588	0	0.00		0											
City of Grant Precinct 1 - SPR Hos	588	0	0.00		0											
City of Grant Precinct 1 - County C	588	0	0.00		0											
City of Newaygo Precinct 1 - 4	1407	406	28.86		26											
City of Newaygo Precinct 1 - Election	1407	0	0.00		0											
City of Newaygo Precinct 1 - SPR	1407	0	0.00		0											
City of Newaygo Precinct 1 - County	1407	0	0.00		0											
City of White Cloud Precinct 1 - 5	816	272	33.33		11											
City of White Cloud Precinct 1 - El	816	0	0.00		0											
City of White Cloud Precinct 1 - S	816	0	0.00		0											
City of White Cloud Precinct 1 - Co	816	0	0.00		0											
Ashland Township Precinct 1 - 6	1813	503	27.74		37											
Ashland Township Precinct 1 - Ele	1813	0	0.00		0											
Ashland Township Precinct 1 - SP	1813	0	0.00		0											
Ashland Township Precinct 1 - Co	1813	0	0.00		0											
Barton Township Precinct 1 - 7	513	89	17.35		5											
Barton Township Precinct 1 - Elec	513	0	0.00		0											
Barton Township Precinct 1 - SPR	513	0	0.00		0											
Barton Township Precinct 1 - Cou	513	0	0.00		0											
Beaver Township Precinct 1 - 8	350	0	0.00		0											
Beaver Township Precinct 1 - Elec	350	75	21.43		12											
Beaver Township Precinct 1 - SPR	350	0	0.00		0											
Beaver Township Precinct 1 - Cou	350	0	0.00		0											
Big Prairie Township Precinct 1 - 9	1847	296	16.03		37											
Big Prairie Township Precinct 1 - E	1847	0	0.00		0											
Big Prairie Township Precinct 1 - S	1847	0	0.00		0											
Big Prairie Township Precinct 1 - C	1847	0	0.00		0											
Bridgeton Township Precinct 1 - 10	1509	308	20.41		47											
Bridgeton Township Precinct 1 - E	1509	0	0.00		0											
Bridgeton Township Precinct 1 - S	1509	0	0.00		0											
Bridgeton Township Precinct 1 - C	1509	0	0.00		0											
Brooks Township Precinct 1 - 11	940	367	39.04		20											
Brooks Township Precinct 1 - Elec	940	0	0.00		0											
Brooks Township Precinct 1 - SPR	940	0	0.00		0											
Brooks Township Precinct 1 - Cou	940	0	0.00		0											
Brooks Township Precinct 2 - 12	1834	609	33.21		37											
Brooks Township Precinct 2 - Elec	1834	0	0.00		0											
Brooks Township Precinct 2 - SPR	1834	0	0.00		0											
Brooks Township Precinct 2 - Cou	1834	0	0.00		0											
Croton Township Precinct 1 - 13	2582	640	24.79		74											
Croton Township Precinct 1 - Elec	2582	0	0.00		0											
Croton Township Precinct 1 - SPR	2582	0	0.00		0											
Croton Township Precinct 1 - Cou	2582	0	0.00		0											
Dayton Township Precinct 1 - 14	1575	533	33.84		55											
Dayton Township Precinct 1 - Elec	1575	0	0.00		0											
Dayton Township Precinct 1 - SPR	1575	0	0.00		0											
Dayton Township Precinct 1 - Cou	1575	0	0.00		0											
Denver Township Precinct 1 - 15	1461	267	18.28		51											
Denver Township Precinct 1 - Elec	1461	0	0.00		0											
Denver Township Precinct 1 - SPR	1461	0	0.00		0											
Denver Township Precinct 1 - Cou	1461	0	0.00		0											
Ensley Township Precinct 1 - 16	1793	362	20.19		47											
Ensley Township Precinct 1 - Elec	1793	0	0.00		0											

200144	DEMOCRATIC REPRESENTATIVE IN CONGRESS 2ND DISTRICT														
	Registration	Ballots Cast	Turnout (%)		Dennis B. Murphy										
Ensley Township Precinct 1 - SPR	1793	0	0.00		0										
Ensley Township Precinct 1 - Cou	1793	0	0.00		0										
Everett Township Precinct 1 17	1354	402	29.69		34										
Everett Township Precinct 1 - Elec	1354	0	0.00		0										
Everett Township Precinct 1 - SPR	1354	0	0.00		0										
Everett Township Precinct 1 - Cou	1354	0	0.00		0										
Garfield Township Precinct 1 18	1622	505	31.13		33										
Garfield Township Precinct 1 - Ele	1622	0	0.00		0										
Garfield Township Precinct 1 - SP	1622	0	0.00		0										
Garfield Township Precinct 1 - Co	1622	0	0.00		0										
Goodwell Township Precinct 1 19	379	94	24.80		2										
Goodwell Township Precinct 1 - E	379	0	0.00		0										
Goodwell Township Precinct 1 - S	379	0	0.00		0										
Goodwell Township Precinct 1 - C	379	0	0.00		0										
Grant Township Precinct 1 20	2207	649	29.41		34										
Grant Township Precinct 1 - Elect	2207	0	0.00		0										
Grant Township Precinct 1 - SPR	2207	0	0.00		0										
Grant Township Precinct 1 - Coun	2207	0	0.00		0										
Home Township Precinct 1 21	183	60	32.79		2										
Home Township Precinct 1 - Elect	183	0	0.00		0										
Home Township Precinct 1 - SPR	183	0	0.00		0										
Home Township Precinct 1 - Cour	183	0	0.00		0										
Lilley Township Precinct 1 22	613	152	24.80		9										
Lilley Township Precinct 1 - Elect	613	0	0.00		0										
Lilley Township Precinct 1 - SPR	613	0	0.00		0										
Lilley Township Precinct 1 - Coun	613	0	0.00		0										
Lincoln Township Precinct 1 23	960	299	31.15		51										
Lincoln Township Precinct 1 - Elec	960	0	0.00		0										
Lincoln Township Precinct 1 - SPR	960	0	0.00		0										
Lincoln Township Precinct 1 - Cou	960	0	0.00		0										
Merrill Township Precinct 1 24	522	110	21.07		38										
Merrill Township Precinct 1 - Elect	522	0	0.00		0										
Merrill Township Precinct 1 - SPR	522	0	0.00		0										
Merrill Township Precinct 1 - Cour	522	0	0.00		0										
Monroe Township Precinct 1 25	249	67	26.91		10										
Monroe Township Precinct 1 - Ele	249	0	0.00		0										
Monroe Township Precinct 1 - SP	249	0	0.00		0										
Monroe Township Precinct 1 - Cou	249	0	0.00		0										
Norwich Township Precinct 1 26	420	113	26.90		15										
Norwich Township Precinct 1 - Ele	420	0	0.00		0										
Norwich Township Precinct 1 - SP	420	0	0.00		0										
Norwich Township Precinct 1 - Co	420	0	0.00		0										
Sheridan Charter Township Precin	1949	585	30.02		26										
Sheridan Charter Township Precin	1949	0	0.00		0										
Sheridan Charter Township Precin	1949	0	0.00		0										
Sheridan Charter Township Precin	1949	0	0.00		0										
Sherman Township Precinct 1 28	1549	507	32.73		30										
Sherman Township Precinct 1 - El	1549	0	0.00		0										
Sherman Township Precinct 1 - St	1549	0	0.00		0										
Sherman Township Precinct 1 - C	1549	0	0.00		0										
Troy Township Precinct 1 29	205	63	30.73		16										
Troy Township Precinct 1 - Elect	205	0	0.00		0										
Troy Township Precinct 1 - SPR	205	0	0.00		0										
Troy Township Precinct 1 - County	205	0	0.00		0										
Wilcox Township Precinct 1 30	826	215	26.03		12										
Wilcox Township Precinct 1 - Elec	826	0	0.00		0										
Wilcox Township Precinct 1 - SPR	826	0	0.00		0										
Wilcox Township Precinct 1 - Cou	826	0	0.00		0										
Precinct Totals	35072	9725	27.73		865										
Election Day Manual Entry Totals	35072	75	0.21		12										

August 2, 2016

NEWAYGO COUNTY Statement of Vote
NEWAYGO_0816_PRIMARY_E[illegible]

August 2,2016

NEWAYGO_0816_PRIMARY_E

200145	DEMOCRATIC REPRESENTATIVE IN STATE LEGISLATURE 100TH DISTRICT														
	Registration	Ballots Cast	Turnout (%)			Sandy Clarke	Cathy Forbes								
City of Fremont Precinct 1 1	1514	571	37.71			29	32								
City of Fremont Precinct 1 - Election	1514	0	0.00			0	0								
City of Fremont Precinct 1 - SPR	1514	0	0.00			0	0								
City of Fremont Precinct 1 - County	1514	0	0.00			0	0								
City of Fremont Precinct 2 2	1492	514	34.45			9	28								
City of Fremont Precinct 2 - Election	1492	0	0.00			0	0								
City of Fremont Precinct 2 - SPR	1492	0	0.00			0	0								
City of Fremont Precinct 2 - County	1492	0	0.00			0	0								
City of Grant Precinct 1 3	588	167	28.40			5	3								
City of Grant Precinct 1 - Election	588	0	0.00			0	0								
City of Grant Precinct 1 - SPR	588	0	0.00			0	0								
City of Grant Precinct 1 - County	588	0	0.00			0	0								
City of Newaygo Precinct 1 4	1407	406	28.86			11	16								
City of Newaygo Precinct 1 - Election	1407	0	0.00			0	0								
City of Newaygo Precinct 1 - SPR	1407	0	0.00			0	0								
City of Newaygo Precinct 1 - County	1407	0	0.00			0	0								
City of White Cloud Precinct 1 5	816	272	33.33			7	4								
City of White Cloud Precinct 1 - Election	816	0	0.00			0	0								
City of White Cloud Precinct 1 - SPR	816	0	0.00			0	0								
City of White Cloud Precinct 1 - County	816	0	0.00			0	0								
Ashland Township Precinct 1 6	1813	503	27.74			17	20								
Ashland Township Precinct 1 - Election	1813	0	0.00			0	0								
Ashland Township Precinct 1 - SPR	1813	0	0.00			0	0								
Ashland Township Precinct 1 - County	1813	0	0.00			0	0								
Barton Township Precinct 1 7	513	89	17.35			4	2								
Barton Township Precinct 1 - Election	513	0	0.00			0	0								
Barton Township Precinct 1 - SPR	513	0	0.00			0	0								
Barton Township Precinct 1 - County	513	0	0.00			0	0								
Beaver Township Precinct 1 8	350	0	0.00			0	0								
Beaver Township Precinct 1 - Election	350	75	21.43			4	8								
Beaver Township Precinct 1 - SPR	350	0	0.00			0	0								
Beaver Township Precinct 1 - County	350	0	0.00			0	0								
Big Prairie Township Precinct 1 9	1847	296	16.03			24	12								
Big Prairie Township Precinct 1 - Election	1847	0	0.00			0	0								
Big Prairie Township Precinct 1 - SPR	1847	0	0.00			0	0								
Big Prairie Township Precinct 1 - County	1847	0	0.00			0	0								
Bridgeton Township Precinct 1 10	1509	308	20.41			23	23								
Bridgeton Township Precinct 1 - Election	1509	0	0.00			0	0								
Bridgeton Township Precinct 1 - SPR	1509	0	0.00			0	0								
Bridgeton Township Precinct 1 - County	1509	0	0.00			0	0								
Brooks Township Precinct 1 11	940	367	39.04			10	7								
Brooks Township Precinct 1 - Election	940	0	0.00			0	0								
Brooks Township Precinct 1 - SPR	940	0	0.00			0	0								
Brooks Township Precinct 1 - County	940	0	0.00			0	0								
Brooks Township Precinct 2 12	1834	609	33.21			21	16								
Brooks Township Precinct 2 - Election	1834	0	0.00			0	0								
Brooks Township Precinct 2 - SPR	1834	0	0.00			0	0								
Brooks Township Precinct 2 - County	1834	0	0.00			0	0								
Croton Township Precinct 1 13	2582	640	24.79			48	25								
Croton Township Precinct 1 - Election	2582	0	0.00			0	0								
Croton Township Precinct 1 - SPR	2582	0	0.00			0	0								
Croton Township Precinct 1 - County	2582	0	0.00			0	0								
Dayton Township Precinct 1 14	1575	533	33.84			27	29								
Dayton Township Precinct 1 - Election	1575	0	0.00			0	0								
Dayton Township Precinct 1 - SPR	1575	0	0.00			0	0								
Dayton Township Precinct 1 - County	1575	0	0.00			0	0								
Denver Township Precinct 1 15	1461	267	18.28			15	38								
Denver Township Precinct 1 - Election	1461	0	0.00			0	0								
Denver Township Precinct 1 - SPR	1461	0	0.00			0	0								
Denver Township Precinct 1 - County	1461	0	0.00			0	0								
Ensley Township Precinct 1 16	1793	362	20.19			21	25								
Ensley Township Precinct 1 - Election	1793	0	0.00			0	0								

200145	DEMOCRATIC REPRESENTATIVE IN STATE LEGISLATURE 100TH DISTRICT															
	Registration	Ballots Cast	Turnout (%)		Sandy Clarke	Cathy Forbes										
Ensley Township Precinct 1 - SPR	1793	0	0.00		0	0										
Ensley Township Precinct 1 - Cou	1793	0	0.00		0	0										
Everett Township Precinct 1 17	1354	402	29.69		20	14										
Everett Township Precinct 1 - Elec	1354	0	0.00		0	0										
Everett Township Precinct 1 - SPR	1354	0	0.00		0	0										
Everett Township Precinct 1 - Cou	1354	0	0.00		0	0										
Garfield Township Precinct 1 18	1622	505	31.13		12	21										
Garfield Township Precinct 1 - Ele	1622	0	0.00		0	0										
Garfield Township Precinct 1 - SP	1622	0	0.00		0	0										
Garfield Township Precinct 1 - Co	1622	0	0.00		0	0										
Goodwell Township Precinct 1 19	379	94	24.80		1	1										
Goodwell Township Precinct 1 - E	379	0	0.00		0	0										
Goodwell Township Precinct 1 - S	379	0	0.00		0	0										
Goodwell Township Precinct 1 - C	379	0	0.00		0	0										
Grant Township Precinct 1 20	2207	649	29.41		13	20										
Grant Township Precinct 1 - Elect	2207	0	0.00		0	0										
Grant Township Precinct 1 - SPR	2207	0	0.00		0	0										
Grant Township Precinct 1 - Coun	2207	0	0.00		0	0										
Home Township Precinct 1 21	183	60	32.79		2	0										
Home Township Precinct 1 - Elect	183	0	0.00		0	0										
Home Township Precinct 1 - SPR	183	0	0.00		0	0										
Home Township Precinct 1 - Coun	183	0	0.00		0	0										
Lilley Township Precinct 1 22	613	152	24.80		6	7										
Lilley Township Precinct 1 - Elect	613	0	0.00		0	0										
Lilley Township Precinct 1 - SPR	613	0	0.00		0	0										
Lilley Township Precinct 1 - Coun	613	0	0.00		0	0										
Lincoln Township Precinct 1 23	960	299	31.15		29	19										
Lincoln Township Precinct 1 - Elec	960	0	0.00		0	0										
Lincoln Township Precinct 1 - SPR	960	0	0.00		0	0										
Lincoln Township Precinct 1 - Cou	960	0	0.00		0	0										
Merrill Township Precinct 1 24	522	110	21.07		24	13										
Merrill Township Precinct 1 - Elect	522	0	0.00		0	0										
Merrill Township Precinct 1 - SPR	522	0	0.00		0	0										
Merrill Township Precinct 1 - Coun	522	0	0.00		0	0										
Monroe Township Precinct 1 25	249	67	26.91		8	3										
Monroe Township Precinct 1 - Ele	249	0	0.00		0	0										
Monroe Township Precinct 1 - SP	249	0	0.00		0	0										
Monroe Township Precinct 1 - Cou	249	0	0.00		0	0										
Norwich Township Precinct 1 26	420	113	26.90		11	6										
Norwich Township Precinct 1 - Ele	420	0	0.00		0	0										
Norwich Township Precinct 1 - SP	420	0	0.00		0	0										
Norwich Township Precinct 1 - Co	420	0	0.00		0	0										
Sheridan Charter Township Precin	1949	585	30.02		19	5										
Sheridan Charter Township Precin	1949	0	0.00		0	0										
Sheridan Charter Township Precin	1949	0	0.00		0	0										
Sheridan Charter Township Precin	1949	0	0.00		0	0										
Sherman Township Precinct 1 28	1549	507	32.73		18	12										
Sherman Township Precinct 1 - E	1549	0	0.00		0	0										
Sherman Township Precinct 1 - S	1549	0	0.00		0	0										
Sherman Township Precinct 1 - C	1549	0	0.00		0	0										
Troy Township Precinct 1 29	205	63	30.73		7	8										
Troy Township Precinct 1 - Electic	205	0	0.00		0	0										
Troy Township Precinct 1 - SPR H	205	0	0.00		0	0										
Troy Township Precinct 1 - County	205	0	0.00		0	0										
Wilcox Township Precinct 1 30	826	215	26.03		7	5										
Wilcox Township Precinct 1 - Elec	826	0	0.00		0	0										
Wilcox Township Precinct 1 - SPR	826	0	0.00		0	0										
Wilcox Township Precinct 1 - Cou	826	0	0.00		0	0										
Precinct Totals	35072	9725	27.73		448	414										
Election Day Manual Entry Totals	35072	75	0.21		4	8										

***Absentee Totals 200145		DEMOCRATIC REPRESENTATIVE IN STATE LEGISLATURE 100TH DISTRICT													
		Registration	Ballots Cast	Turnout (%)		Sandy Clarke	Cathy Forbes								
SPR Host Totals		35072	0	0.00		0	0								
Grand Totals		35072	9800	27.94		452	422								
County Clerk Totals		35072	0	0.00		0	0								

RECEIVED/FILED
MICHIGAN DEPT OF STATE

2016 AUG 12 AM 11:09

ELECTIONS/REGISTRATION

CANVASS OF VOTES CAST

- AT THE -

PRIMARY ELECTION

- HELD ON -

AUGUST 2, 2016

SOUTH MACOMB OAKLAND REGIONAL SERVICES AUTHORITY (Oakland County Portion Only)

**CANVASSED BY THE BOARD OF COUNTY CANVASSERS
OF
OAKLAND COUNTY, MICHIGAN**

DISTRICT CANVASS

PRIMARY ELECTION
TUESDAY, AUGUST 2, 2016
OAKLAND COUNTY, MICHIGAN

PRINTED 08/09/16, 03:48 PM

PAGE 277.277.01

	R E G I S T E R E D	V O T E B C A A L S L T O T A L S	T P U E R R N C O E U N T Y A G E	SHOULD THE CITY OF WAYNE BECOME A PARTIC CITY OF HAZEL PARK	
				Y E S	N O
5 PRECINCTS					
3201 Hazel Park 1	3166	278	8.78	149	118
3202 Hazel Park 2	1764	170	9.64	85	75
3203 Hazel Park 3	3085	259	8.40	114	136
3204 Hazel Park 4	1453	187	12.87	95	82
3205 Hazel Park 5	2911	312	10.72	151	149
GRAND TOTALS	12379	1206	9.74	594	560

STATEMENT OF VOTES

**SOUTH MACOMB OAKLAND
REGIONAL SERVICES AUTHORITY**

The whole number of votes given for and against the	Put figures in this column			
<p align="center">SHOULD THE CITY OF WAYNE BECOME A PARTICIPATING MEMBER IN THE SOUTH MACOMB OAKLAND REGIONAL SERVICES AUTHORITY (SMORSA)</p> <p>Shall the Authority, presently comprising the Cities of Eastpointe and Hazel Park, also include the City of Wayne, and levy up to 14 mills on the taxable value of applicable real and personal property located within the limits of the Authority for the remainder of the 20-year term, 2016 through 2034 inclusive, and should the vote not pass by a majority then the Authority's district will continue to include only the corporate boundaries of the Cities of Eastpointe and Hazel Park? If approved and levied in its entirety, this millage would raise an estimated amount of \$6,046,684.00 in the City of Eastpointe, an estimated amount of \$2,373,756.00 in the City of Hazel Park, and an estimated amount of \$4,914,158.00 in the City of Wayne, for emergency services in the first year.</p>				
was One thousand one hundred fifty-four	1	1	5	4
of which number Five hundred ninety-four		5	9	4
votes were marked YES				
and Five hundred sixty		5	6	0
votes were marked NO				
TOTAL VOTES	1	1	5	4

CERTIFICATE OF DETERMINATION

STATE OF MICHIGAN)

) ss.

COUNTY OF OAKLAND)

The Board of Canvassers of the COUNTY of OAKLAND
(COUNTY, CITY, TOWNSHIP OR VILLAGE) (COUNTY, CITY, TOWNSHIP OR VILLAGE)

having Ascertained and Canvassed the Votes of said SOUTH MACOMB OAKLAND REGIONAL SERVICES
(COUNTY, CITY, TOWNSHIP, VILLAGE OR SCHOOL)

AUTHORITY, at the PRIMARY Election, held on the 2ND day of AUGUST

in the year Two Thousand SIXTEEN.

Do Hereby Certify and Determine that the preceding Statement of Votes reflect the ballots
cast in Oakland County.



In Witness Whereof, We have hereunto set our hands and affixed the Seal of
the Circuit Court of Oakland County this 10th day of AUGUST
in the year TWO THOUSAND SIXTEEN.

Jeanne Doneweth CHAIRPERSON
Barbara S. Seaton
[Signature]

BOARD
OF
CANVASSERS

Lisa Brown
CLERK OF BOARD OF CANVASSERS
LISA BROWN

[Signature]
CHAIRPERSON OF BOARD OF CANVASSERS

NUMBERED KEY CANVASS

RUN DATE:08/11/16 12:57 PM

PRIMARY ELECTION
TUESDAY, AUGUST 2, 2016
OAKLAND COUNTY, MICHIGAN
STATISTICS

REPORT-EL52 PAGE 0001

01 = REGISTERED VOTERS - TOTAL	934,893		05 = BALLOTS CAST - NONPARTISAN	12,843	6.88
02 = BALLOTS CAST - TOTAL	186,618		06 = BALLOTS CAST - CROSSOVER	8,515	4.56
03 = BALLOTS CAST - REPUBLICAN PARTY	97,506	52.25	07 = VOTER TURNOUT - TOTAL		19.96
04 = BALLOTS CAST - DEMOCRATIC PARTY	76,269	40.87			

	01	02	03	04	05	06	07
0101 Addison 1	1730	448	369	55	24	16	25.90
0102 Addison 2	1759	518	402	75	41	27	29.45
0103 Addison 3	1270	205	165	34	6	6	16.14
0201 Bloomfield 1	936	352	249	63	40	39	37.61
0202 Bloomfield 2	708	207	148	49	10	9	29.24
0203 Bloomfield 3	1285	456	328	95	33	22	35.49
0204 Bloomfield 4	1227	369	282	56	31	26	30.07
0205 Bloomfield 5	996	315	229	53	33	28	31.63
0206 Bloomfield 6	1244	421	347	57	17	17	33.84
0207 Bloomfield 7	693	182	128	45	9	8	26.26
0208 Bloomfield 8	2166	706	618	63	25	19	32.59
0209 Bloomfield 9	1450	522	414	88	20	16	36.00
0210 Bloomfield 10	1560	493	339	113	41	38	31.60
0211 Bloomfield 11	1484	500	357	123	20	16	33.69
0212 Bloomfield 12	1349	370	278	68	24	19	27.43
0213 Bloomfield 13	1130	326	251	61	14	10	28.85
0214 Bloomfield 14	1318	434	366	50	18	13	32.93
0215 Bloomfield 15	750	256	189	41	26	26	34.13
0216 Bloomfield 16	1092	352	255	68	29	29	32.23
0217 Bloomfield 17	555	167	113	41	13	12	30.09
0218 Bloomfield 18	926	294	223	61	10	10	31.75
0219 Bloomfield 19	1204	370	283	66	21	16	30.73
0220 Bloomfield 20	1009	298	189	90	19	15	29.53
0221 Bloomfield 21	1073	466	341	96	29	28	43.43
0222 Bloomfield 22	1452	429	305	100	24	23	29.55
0223 Bloomfield 23	934	324	279	28	17	17	34.69
0224 Bloomfield 24	953	283	220	47	16	12	29.70
0225 Bloomfield 25	672	84	33	48	3	3	12.50
0226 Bloomfield 26	1015	298	248	39	11	8	29.36
0227 Bloomfield 27	726	182	96	76	10	7	25.07
0228 Bloomfield 28	630	204	173	25	6	6	32.38
0229 Bloomfield 29	950	294	254	23	17	16	30.95
0230 Bloomfield 30	1645	502	383	87	32	29	30.52
0231 Bloomfield 31	655	306	240	42	24	22	46.72
0232 Bloomfield 32	1097	355	258	87	10	8	32.36
0301 Brandon 1	2163	571	465	79	27	20	26.40
0302 Brandon 2	2214	598	494	60	44	36	27.01
0303 Brandon 3	2296	630	512	101	17	13	27.44
0304 Brandon 4	2583	657	483	104	70	54	25.44
0305 Brandon 5	1631	95	54	40	1	1	5.82
0306 Brandon 6	1092	346	261	66	19	16	31.68
0401 Commerce 1	1609	283	207	60	16	14	17.59
0402 Commerce 2	2195	369	259	89	21	15	16.81
0403 Commerce 3	2419	544	285	206	53	41	22.49
0404 Commerce 4	2311	387	265	77	45	43	16.75
0405 Commerce 5	2538	493	361	105	27	20	19.42
0406 Commerce 6	1848	292	199	76	17	12	15.80
0407 Commerce 7	2216	519	432	65	22	17	23.42
0408 Commerce 8	2391	412	311	81	20	14	17.23
0409 Commerce 9	2449	405	290	94	21	16	16.54
0410 Commerce 10	2082	418	293	100	25	21	20.08
0411 Commerce 11	2625	364	239	93	32	25	13.87
0412 Commerce 12	1366	254	149	90	15	13	18.59

NUMBERED KEY CANVASS

RUN DATE:08/11/16 12:57 PM

PRIMARY ELECTION
TUESDAY, AUGUST 2, 2016
OAKLAND COUNTY, MICHIGAN
STATISTICS

REPORT-EL52

PAGE 0002

	TOTAL	PERCENT		TOTAL	PERCENT
01 = REGISTERED VOTERS - TOTAL	934,893		05 = BALLOTS CAST - NONPARTISAN	12,843	6.88
02 = BALLOTS CAST - TOTAL	186,618		06 = BALLOTS CAST - CROSSOVER	8,515	4.56
03 = BALLOTS CAST - REPUBLICAN PARTY	97,506	52.25	07 = VOTER TURNOUT - TOTAL		19.96
04 = BALLOTS CAST - DEMOCRATIC PARTY	76,269	40.87			

(CONTINUED FROM PREVIOUS PAGE)

	01	02	03	04	05	06	07
0413 Commerce 13	2249	366	259	82	25	18	16.27
0414 Commerce 14	1849	150	98	37	15	13	8.11
0415 Commerce 15	1809	366	271	77	18	13	20.23
0501 Groveland 1	1593	360	272	57	31	15	22.60
0502 Groveland 2	1439	169	121	39	9	9	11.74
0503 Groveland 3	1202	274	179	64	31	15	22.80
0601 Highland 1	2581	491	394	63	34	32	19.02
0602 Highland 2	2188	448	346	74	28	25	20.48
0603 Highland 3	1639	251	199	32	20	17	15.31
0604 Highland 4	2303	567	447	70	50	47	24.62
0605 Highland 5	1371	412	340	43	29	28	30.05
0606 Highland 6	1988	523	427	71	25	22	26.31
0607 Highland 7	1280	220	174	28	18	17	17.19
0608 Highland 8	1459	344	270	53	21	19	23.58
0701 Holly 1	2537	377	245	103	29	26	14.86
0702 Holly 2	2112	325	190	87	48	42	15.39
0703 Holly 3	2096	288	169	91	28	21	13.74
0704 Holly 4	2221	385	242	108	35	27	17.33
0801 Independence 1	2524	645	447	142	56	16	25.55
0802 Independence 2	1947	520	364	104	52	23	26.71
0803 Independence 3	2102	599	419	141	39	15	28.50
0804 Independence 4	2002	592	434	123	35	5	29.57
0805 Independence 5	2266	699	507	143	49	32	30.85
0806 Independence 6	2232	667	435	169	63	37	29.88
0807 Independence 7	2511	597	389	155	53	21	23.78
0808 Independence 8	1541	420	326	68	26	10	27.26
0809 Independence 9	2212	579	437	92	50	20	26.18
0810 Independence 10	2453	360	249	81	30	20	14.68
0811 Independence 11	2678	461	290	133	38	18	17.21
0812 Independence 12	1124	199	153	29	17	10	17.70
0813 Independence 13	1847	354	245	72	37	21	19.17
0901 Lyon 1	2141	542	401	104	37	21	25.32
0902 Lyon 2	2136	729	564	106	59	18	34.13
0903 Lyon 3	2053	448	340	79	29	17	21.82
0904 Lyon 4	1940	503	396	78	29	20	25.93
0905 Lyon 5	1915	668	483	118	67	26	34.88
0906 Lyon 6	2821	894	703	138	53	25	31.69
1001 Milford 1	1757	344	241	80	23	13	19.58
1002 Milford 2	1775	191	131	42	18	11	10.76
1003 Milford 3	1783	314	214	78	22	15	17.61
1004 Milford 4	2793	387	269	92	26	10	13.86
1005 Milford 5	627	111	67	27	17	8	17.70
1006 Milford 6	1239	256	169	61	26	15	20.66
1007 Milford 7	1943	328	248	71	9	6	16.88
1008 Milford 8	1230	278	169	90	19	13	22.60
1101 Novi Twp 1	130	35	20	13	2	1	26.92
1201 Oakland 1	1759	560	467	38	55	50	31.84
1202 Oakland 2	1965	534	425	71	38	30	27.18
1203 Oakland 3	871	268	228	25	15	13	30.77
1204 Oakland 4	1567	503	431	35	37	31	32.10
1205 Oakland 5	1798	399	346	42	11	11	22.19
1206 Oakland 6	1892	462	398	43	21	14	24.42
1207 Oakland 7	2191	545	442	71	32	23	24.87
1208 Oakland 8	1388	481	391	61	29	22	34.65

NUMBERED KEY CANVASS

RUN DATE:08/11/16 12:57 PM

PRIMARY ELECTION
TUESDAY, AUGUST 2, 2016
OAKLAND COUNTY, MICHIGAN
STATISTICS

REPORT-EL52

PAGE 0003

	TOTAL	PERCENT		TOTAL	PERCENT
01 = REGISTERED VOTERS - TOTAL	934,893		05 = BALLOTS CAST - NONPARTISAN	12,843	6.88
02 = BALLOTS CAST - TOTAL	186,618		06 = BALLOTS CAST - CROSSOVER	8,515	4.56
03 = BALLOTS CAST - REPUBLICAN PARTY	97,506	52.25	07 = VOTER TURNOUT - TOTAL		19.96
04 = BALLOTS CAST - DEMOCRATIC PARTY	76,269	40.87			

(CONTINUED FROM PREVIOUS PAGE)

	01	02	03	04	05	06	07
1301 Orion 1	1871	532	400	85	47	35	28.43
1302 Orion 2	2227	685	520	114	51	32	30.76
1303 Orion 3	1851	736	559	122	55	38	39.76
1304 Orion 4	2066	754	576	131	47	29	36.50
1305 Orion 5	2102	726	538	117	71	51	34.54
1306 Orion 6	1719	792	633	104	55	43	46.07
1307 Orion 7	1820	550	385	130	35	25	30.22
1308 Orion 8	1506	478	360	81	37	24	31.74
1309 Orion 9	1993	506	348	119	39	29	25.39
1310 Orion 10	1635	619	469	108	42	23	37.86
1311 Orion 11	1323	428	314	80	34	16	32.35
1312 Orion 12	1931	592	422	119	51	26	30.66
1313 Orion 13	1890	586	427	107	52	30	31.01
1314 Orion 14	1174	459	349	90	20	7	39.10
1315 Orion 15	1557	371	267	61	43	32	23.83
1401 Oxford 1	2541	564	400	105	59	38	22.20
1402 Oxford 2	1885	308	216	57	35	17	16.34
1403 Oxford 3	2479	741	537	149	55	31	29.89
1404 Oxford 4	2312	561	416	101	44	31	24.26
1405 Oxford 5	1725	308	202	80	26	17	17.86
1406 Oxford 6	2145	500	382	81	37	26	23.31
1407 Oxford 7	2077	473	328	110	35	23	22.77
1501 Rose 1	1333	253	202	36	15	9	18.98
1502 Rose 2	1751	313	227	59	27	21	17.88
1503 Rose 3	1884	388	288	76	24	19	20.59
1601 Royal Oak Twp 1	1468	246	0	240	6	6	16.76
1602 Royal Oak Twp 2	1103	242	1	241	0	0	21.94
1701 Southfield Twp 1	893	186	78	97	11	7	20.83
1702 Southfield Twp 2	995	221	82	120	19	9	22.21
1703 Southfield Twp 3	791	204	103	89	12	5	25.79
1704 Southfield Twp 4	1237	387	221	140	26	8	31.29
1705 Southfield Twp 5	1282	348	144	181	23	6	27.15
1706 Southfield Twp 6	1937	458	216	212	30	14	23.64
1707 Southfield Twp 7	1094	270	132	122	16	7	24.68
1708 Southfield Twp 8	1389	289	116	152	21	14	20.81
1709 Southfield Twp 9	1128	243	92	133	18	9	21.54
1710 Southfield Twp 10	888	275	131	126	18	11	30.97
1801 Springfield 1	1527	457	368	66	23	16	29.93
1802 Springfield 2	1630	316	224	81	11	7	19.39
1803 Springfield 3	2024	524	405	85	34	19	25.89
1804 Springfield 4	1487	333	230	72	31	14	22.39
1805 Springfield 5	1730	442	350	64	28	14	25.55
1806 Springfield 6	1671	516	387	88	41	17	30.88
1807 Springfield 7	870	233	175	42	16	8	26.78
1901 Waterford 1	1918	417	277	93	47	32	21.74
1902 Waterford 2	1959	449	316	95	38	27	22.92
1903 Waterford 3	1397	361	246	93	22	16	25.84
1904 Waterford 4	2094	355	239	91	25	20	16.95
1905 Waterford 5	1956	349	227	96	26	15	17.84
1906 Waterford 6	2332	446	302	108	36	22	19.13
1907 Waterford 7	1759	395	286	72	37	22	22.46
1908 Waterford 8	2126	441	306	105	30	16	20.74
1909 Waterford 9	1459	354	244	69	41	30	24.26
1910 Waterford 10	1797	408	265	106	37	27	22.70

NUMBERED KEY CANVASS

RUN DATE:08/11/16 12:57 PM

PRIMARY ELECTION
TUESDAY, AUGUST 2, 2016
OAKLAND COUNTY, MICHIGAN
STATISTICS

REPORT-EL52

PAGE 0004

	TOTAL	PERCENT		TOTAL	PERCENT
01 = REGISTERED VOTERS - TOTAL	934,893		05 = BALLOTS CAST - NONPARTISAN	12,843	6.88
02 = BALLOTS CAST - TOTAL	186,618		06 = BALLOTS CAST - CROSSOVER	8,515	4.56
03 = BALLOTS CAST - REPUBLICAN PARTY	97,506	52.25	07 = VOTER TURNOUT - TOTAL		19.96
04 = BALLOTS CAST - DEMOCRATIC PARTY	76,269	40.87			

(CONTINUED FROM PREVIOUS PAGE)	01	02	03	04	05	06	07
1911 Waterford 11	1851	392	258	89	45	36	21.18
1912 Waterford 12	1896	489	341	110	38	32	25.79
1913 Waterford 13	1719	221	127	68	26	20	12.86
1914 Waterford 14	1438	317	226	67	24	18	22.04
1915 Waterford 15	1807	351	228	91	32	24	19.42
1916 Waterford 16	1817	366	246	84	36	23	20.14
1917 Waterford 17	2446	370	232	97	41	25	15.13
1918 Waterford 18	1704	327	201	102	24	14	19.19
1919 Waterford 19	1938	273	167	87	19	15	14.09
1920 Waterford 20	1855	250	136	100	14	11	13.48
1921 Waterford 21	1837	333	185	116	32	28	18.13
1922 Waterford 22	2228	329	196	98	35	24	14.77
1923 Waterford 23	2133	412	278	105	29	23	19.32
1924 Waterford 24	2328	406	255	121	30	23	17.44
1925 Waterford 25	2049	384	232	116	36	29	18.74
1926 Waterford 26	1955	262	155	92	15	13	13.40
1927 Waterford 27	1990	307	183	103	21	16	15.43
1928 Waterford 28	1805	242	169	54	19	16	13.41
1929 Waterford 29	1622	256	154	89	13	8	15.78
2001 W. Bloomfield 1	2225	571	151	388	32	23	25.66
2002 W. Bloomfield 2	2237	436	192	213	31	22	19.49
2003 W. Bloomfield 3	1039	276	129	124	23	17	26.56
2004 W. Bloomfield 4	2302	473	193	235	45	30	20.55
2005 W. Bloomfield 5	2138	431	208	194	29	20	20.16
2006 W. Bloomfield 6	1806	317	63	238	16	13	17.55
2007 W. Bloomfield 7	1552	430	88	316	26	24	27.71
2008 W. Bloomfield 8	2323	492	256	208	28	23	21.18
2009 W. Bloomfield 9	1659	363	99	240	24	15	21.88
2010 W. Bloomfield 10	2438	563	164	352	47	39	23.09
2011 W. Bloomfield 11	2177	521	95	401	25	19	23.93
2012 W. Bloomfield 12	2312	591	90	459	42	36	25.56
2013 W. Bloomfield 13	1990	537	135	380	22	18	26.98
2014 W. Bloomfield 14	1726	309	165	122	22	15	17.90
2015 W. Bloomfield 15	2608	699	172	480	47	39	26.80
2016 W. Bloomfield 16	2318	643	253	351	39	29	27.74
2017 W. Bloomfield 17	2221	585	166	382	37	30	26.34
2018 W. Bloomfield 18	1765	439	162	251	26	24	24.87
2019 W. Bloomfield 19	1913	549	99	419	31	27	28.70
2020 W. Bloomfield 20	1380	354	55	270	29	27	25.65
2021 W. Bloomfield 21	1775	290	59	217	14	12	16.34
2022 W. Bloomfield 22	2396	522	126	357	39	33	21.79
2023 W. Bloomfield 23	2568	553	111	388	54	42	21.53
2024 W. Bloomfield 24	1758	282	59	202	21	15	16.04
2025 W. Bloomfield 25	2119	488	201	244	43	34	23.03
2101 White Lake 1	2221	603	449	125	29	16	27.15
2102 White Lake 2	2367	616	451	128	37	23	26.02
2103 White Lake 3	1362	343	247	70	26	15	25.18
2104 White Lake 4	989	266	195	57	14	7	26.90
2105 White Lake 5	2223	575	417	130	28	19	25.87
2106 White Lake 6	2728	585	414	122	49	39	21.44
2107 White Lake 7	1767	508	369	109	30	21	28.75
2108 White Lake 8	2564	409	273	108	28	20	15.95
2109 White Lake 9	2066	410	278	95	37	28	19.85
2110 White Lake 10	2252	371	268	72	31	18	16.47

NUMBERED KEY CANVASS

RUN DATE:08/11/16 12:57 PM

PRIMARY ELECTION
TUESDAY, AUGUST 2, 2016
OAKLAND COUNTY, MICHIGAN
STATISTICS

REPORT-EL52 PAGE 0005

01 = REGISTERED VOTERS - TOTAL	934,893		05 = BALLOTS CAST - NONPARTISAN	12,843	6.88
02 = BALLOTS CAST - TOTAL	186,618		06 = BALLOTS CAST - CROSSOVER	8,515	4.56
03 = BALLOTS CAST - REPUBLICAN PARTY	97,506	52.25	07 = VOTER TURNOUT - TOTAL		19.96
04 = BALLOTS CAST - DEMOCRATIC PARTY	76,269	40.87			

(CONTINUED FROM PREVIOUS PAGE)

	01	02	03	04	05	06	07
2111 White Lake 11	2223	545	396	109	40	24	24.52
2112 White Lake 12	1320	338	214	93	31	22	25.61
2201 Auburn Hills 1	996	177	96	69	12	11	17.77
2202 Auburn Hills 2	1515	232	67	139	26	22	15.31
2203 Auburn Hills 3	1749	260	109	119	32	20	14.87
2204 Auburn Hills 4	1738	243	108	105	30	23	13.98
2205 Auburn Hills 5	1330	327	162	119	46	31	24.59
2206 Auburn Hills 6	1966	607	340	202	65	42	30.87
2207 Auburn Hills 7	1929	352	117	209	26	18	18.25
2208 Auburn Hills 8	1628	224	82	126	16	8	13.76
2209 Auburn Hills 9	1270	185	82	80	23	22	14.57
2301 Berkley 1	1933	443	139	275	29	17	22.92
2302 Berkley 2	1785	437	145	243	49	25	24.48
2303 Berkley 3	1804	371	119	226	26	12	20.57
2304 Berkley 4	1811	363	107	228	28	13	20.04
2305 Berkley 5	1579	278	71	186	21	16	17.61
2306 Berkley 6	1822	250	75	153	22	8	13.72
2307 Berkley 7	1793	355	128	210	17	6	19.80
2401 Birmingham 1	1972	397	243	133	21	17	20.13
2402 Birmingham 2	1953	422	262	146	14	10	21.61
2403 Birmingham 3	1754	332	174	136	22	16	18.93
2404 Birmingham 4	1977	372	231	113	28	12	18.82
2405 Birmingham 5	1877	367	210	145	12	6	19.55
2406 Birmingham 6	2180	390	228	133	29	15	17.89
2407 Birmingham 7	2213	284	140	126	18	14	12.83
2408 Birmingham 8	1793	273	148	111	14	7	15.23
2409 Birmingham 9	1475	225	122	93	10	2	15.25
2501 Bloomfield Hills 1	1978	435	319	85	31	28	21.99
2502 Bloomfield Hills 2	1556	298	219	56	23	22	19.15
2601 Clarkston 1	860	279	161	86	32	18	32.44
2701 Clawson 1	2477	417	191	181	45	30	16.83
2702 Clawson 2	1669	268	141	114	13	10	16.06
2703 Clawson 3	1623	278	148	102	28	19	17.13
2704 Clawson 4	1523	224	135	77	12	7	14.71
2705 Clawson 5	1945	396	214	151	31	9	20.36
2801 Farmington 1	1038	252	103	140	9	5	24.28
2802 Farmington 2	1448	354	149	182	23	16	24.45
2803 Farmington 3	1373	257	109	134	14	9	18.72
2804 Farmington 4	1256	232	73	139	20	12	18.47
2805 Farmington 5	1141	308	123	163	22	12	26.99
2806 Farmington 6	1302	251	111	120	20	13	19.28
2901 Farmington Hills 1	2108	457	136	300	21	15	21.68
2902 Farmington Hills 2	2386	518	172	306	40	28	21.71
2903 Farmington Hills 3	2466	645	227	385	33	20	26.16
2904 Farmington Hills 4	2355	543	209	317	17	11	23.06
2905 Farmington Hills 5	1950	247	92	143	12	5	12.67
2906 Farmington Hills 6	1370	121	32	86	3	3	8.83
2907 Farmington Hills 7	2203	479	227	223	29	24	21.74
2908 Farmington Hills 8	1993	353	142	195	16	13	17.71
2909 Farmington Hills 9	2606	485	191	259	35	23	18.61
2910 Farmington Hills 10	2865	493	198	272	23	13	17.21
2911 Farmington Hills 11	2613	458	145	291	22	20	17.53
2912 Farmington Hills 12	1962	462	139	305	18	16	23.55
2913 Farmington Hills 13	1901	426	170	241	15	13	22.41

NUMBERED KEY CANVASS

RUN DATE:08/11/16 12:57 PM

PRIMARY ELECTION
TUESDAY, AUGUST 2, 2016
OAKLAND COUNTY, MICHIGAN
STATISTICS

REPORT-EL52

PAGE 0006

	TOTAL	PERCENT		TOTAL	PERCENT
01 = REGISTERED VOTERS - TOTAL	934,893		05 = BALLOTS CAST - NONPARTISAN	12,843	6.88
02 = BALLOTS CAST - TOTAL	186,618		06 = BALLOTS CAST - CROSSOVER	8,515	4.56
03 = BALLOTS CAST - REPUBLICAN PARTY	97,506	52.25	07 = VOTER TURNOUT - TOTAL		19.96
04 = BALLOTS CAST - DEMOCRATIC PARTY	76,269	40.87			

(CONTINUED FROM PREVIOUS PAGE)

	01	02	03	04	05	06	07
2914 Farmington Hills 14	2244	518	262	226	30	18	23.08
2915 Farmington Hills 15	1194	253	113	122	18	14	21.19
2916 Farmington Hills 16	2684	499	232	238	29	12	18.59
2917 Farmington Hills 17	2447	231	40	181	10	5	9.44
2918 Farmington Hills 18	1544	310	111	180	19	12	20.08
2919 Farmington Hills 19	2099	414	121	270	23	11	19.72
2920 Farmington Hills 20	2763	407	115	267	25	15	14.73
2921 Farmington Hills 21	2621	342	132	187	23	17	13.05
2922 Farmington Hills 22	1851	259	123	107	29	22	13.99
2923 Farmington Hills 23	1832	292	170	112	10	7	15.94
2924 Farmington Hills 24	2902	545	295	219	31	25	18.78
2925 Farmington Hills 25	2735	462	187	251	24	17	16.89
2926 Farmington Hills 26	2568	357	156	188	13	11	13.90
2927 Farmington Hills 27	2509	218	68	140	10	8	8.69
3002 Fenton 2	13	0	0	0	0	0	.00
3101 Ferndale 1	2240	773	163	546	64	43	34.51
3102 Ferndale 2	1692	413	61	308	44	16	24.41
3103 Ferndale 3	1827	414	68	323	23	9	22.66
3104 Ferndale 4	1796	349	89	235	25	14	19.43
3105 Ferndale 5	1763	412	69	309	34	16	23.37
3106 Ferndale 6	1764	301	77	187	37	22	17.06
3107 Ferndale 7	1538	273	64	189	20	14	17.75
3108 Ferndale 8	1007	196	25	154	17	6	19.46
3109 Ferndale 9	1864	515	82	409	24	12	27.63
3201 Hazel Park 1	3166	278	95	166	17	5	8.78
3202 Hazel Park 2	1764	170	48	117	5	1	9.64
3203 Hazel Park 3	3085	259	113	135	11	1	8.40
3204 Hazel Park 4	1453	187	51	119	17	7	12.87
3205 Hazel Park 5	2911	312	96	195	21	4	10.72
3301 Huntington Woods 1	1216	371	37	317	17	7	30.51
3302 Huntington Woods 2	1002	341	69	250	22	6	34.03
3303 Huntington Woods 3	1046	314	61	242	11	5	30.02
3304 Huntington Woods 4	992	361	36	305	20	15	36.39
3305 Huntington Woods 5	1028	331	55	257	19	5	32.20
3401 Keego Harbor 1	2024	285	174	68	43	41	14.08
3501 Lake Angelus 1	272	112	100	10	2	1	41.18
3601 Lathrup Village 1	1852	525	81	420	24	16	28.35
3602 Lathrup Village 2	1837	452	61	379	12	7	24.61
3701 Madison Heights 1	1798	182	57	97	28	22	10.12
3702 Madison Heights 2	1550	248	84	120	44	28	16.00
3703 Madison Heights 3	1750	158	59	86	13	7	9.03
3704 Madison Heights 4	1861	214	84	96	34	22	11.50
3705 Madison Heights 5	1509	265	96	126	43	37	17.56
3706 Madison Heights 6	420	77	19	50	8	6	18.33
3707 Madison Heights 7	2156	467	205	217	45	23	21.66
3708 Madison Heights 8	2632	501	207	240	54	35	19.03
3709 Madison Heights 9	2243	364	156	169	39	25	16.23
3710 Madison Heights 10	1813	321	140	142	39	29	17.71
3711 Madison Heights 11	2334	171	52	107	12	10	7.33
3802 Northville 2	2653	544	325	185	34	11	20.51
3901 Novi 1	1879	461	290	144	27	18	24.53
3902 Novi 2	2347	442	254	150	38	20	18.83
3903 Novi 3	1879	354	186	156	12	8	18.84
3904 Novi 4	1901	382	203	151	28	17	20.09

NUMBERED KEY CANVASS

RUN DATE:08/11/16 12:57 PM

PRIMARY ELECTION
TUESDAY, AUGUST 2, 2016
OAKLAND COUNTY, MICHIGAN
STATISTICS

REPORT-EL52

PAGE 0007

	TOTAL	PERCENT		TOTAL	PERCENT
01 = REGISTERED VOTERS - TOTAL	934,893		05 = BALLOTS CAST - NONPARTISAN	12,843	6.88
02 = BALLOTS CAST - TOTAL	186,618		06 = BALLOTS CAST - CROSSOVER	8,515	4.56
03 = BALLOTS CAST - REPUBLICAN PARTY	97,506	52.25	07 = VOTER TURNOUT - TOTAL		19.96
04 = BALLOTS CAST - DEMOCRATIC PARTY	76,269	40.87			

(CONTINUED FROM PREVIOUS PAGE)

	01	02	03	04	05	06	07
3905 Novi 5	1559	199	101	77	21	13	12.76
3906 Novi 6	1884	384	214	142	28	17	20.38
3907 Novi 7	1699	273	161	98	14	12	16.07
3908 Novi 8	1641	302	179	104	19	15	18.40
3909 Novi 9	2438	517	310	177	30	20	21.21
3910 Novi 10	1051	530	339	163	28	20	50.43
3911 Novi 11	1734	259	142	98	19	9	14.94
3912 Novi 12	2777	207	74	119	14	8	7.45
3913 Novi 13	1307	154	70	73	11	7	11.78
3914 Novi 14	1396	256	160	83	13	7	18.34
3915 Novi 15	1828	352	227	101	24	15	19.26
3916 Novi 16	2360	413	267	120	26	15	17.50
3917 Novi 17	2212	337	204	117	16	7	15.24
3918 Novi 18	2180	487	313	149	25	16	22.34
3919 Novi 19	1326	144	86	47	11	5	10.86
3920 Novi 20	1338	290	197	75	18	9	21.67
3921 Novi 21	1359	202	119	73	10	4	14.86
3922 Novi 22	1329	94	31	53	10	10	7.07
4001 Oak Park 1	998	87	13	70	4	4	8.72
4002 Oak Park 2	1590	221	58	149	14	10	13.90
4003 Oak Park 3	1710	362	109	231	22	16	21.17
4004 Oak Park 4	1376	161	36	113	12	7	11.70
4005 Oak Park 5	1056	129	12	113	4	1	12.22
4006 Oak Park 6	1546	287	34	245	8	5	18.56
4007 Oak Park 7	1544	178	12	160	6	6	11.53
4008 Oak Park 8	1588	269	10	250	9	7	16.94
4009 Oak Park 9	1570	257	13	237	7	6	16.37
4010 Oak Park 10	1737	273	7	258	8	5	15.72
4011 Oak Park 11	1437	120	19	95	6	4	8.35
4012 Oak Park 12	1731	268	12	248	8	7	15.48
4013 Oak Park 13	1651	300	11	279	10	8	18.17
4014 Oak Park 14	1284	281	43	221	17	4	21.88
4015 Oak Park 15	1310	228	36	181	11	2	17.40
4016 Oak Park 16	1450	258	60	178	20	8	17.79
4101 Orchard Lake 1	1896	404	288	96	20	17	21.31
4201 Pleasant Ridge 1	1194	423	103	297	23	8	35.43
4202 Pleasant Ridge 2	1127	458	89	348	21	3	40.64
4301 Pontiac 1	2756	324	2	315	7	6	11.76
4302 Pontiac 2	2418	159	11	138	10	6	6.58
4303 Pontiac 3	2169	323	17	294	12	11	14.89
4304 Pontiac 4	1726	239	69	150	20	17	13.85
4305 Pontiac 5	1876	250	40	192	18	16	13.33
4306 Pontiac 6	2056	211	31	165	15	9	10.26
4307 Pontiac 7	1259	34	8	21	5	5	2.70
4308 Pontiac 8	2618	125	40	65	20	17	4.77
4309 Pontiac 9	1689	83	10	64	9	6	4.91
4310 Pontiac 10	545	37	10	21	6	4	6.79
4311 Pontiac 11	2939	248	67	143	38	32	8.44
4312 Pontiac 12	2408	157	45	99	13	10	6.52
4313 Pontiac 13	1987	196	36	149	11	9	9.86
4314 Pontiac 14	1792	106	10	83	13	11	5.92
4315 Pontiac 15	2404	306	18	274	14	11	12.73
4316 Pontiac 16	2400	257	20	224	13	10	10.71
4317 Pontiac 17	2253	129	15	108	6	6	5.73

NUMBERED KEY CANVASS

RUN DATE:08/11/16 12:57 PM

PRIMARY ELECTION
TUESDAY, AUGUST 2, 2016
OAKLAND COUNTY, MICHIGAN
STATISTICS

REPORT-EL52

PAGE 0008

	TOTAL	PERCENT		TOTAL	PERCENT
01 = REGISTERED VOTERS - TOTAL	934,893		05 = BALLOTS CAST - NONPARTISAN	12,843	6.88
02 = BALLOTS CAST - TOTAL	186,618		06 = BALLOTS CAST - CROSSOVER	8,515	4.56
03 = BALLOTS CAST - REPUBLICAN PARTY	97,506	52.25	07 = VOTER TURNOUT - TOTAL		19.96
04 = BALLOTS CAST - DEMOCRATIC PARTY	76,269	40.87			

(CONTINUED FROM PREVIOUS PAGE)

	01	02	03	04	05	06	07
4318 Pontiac 18	1814	73	8	58	7	6	4.02
4319 Pontiac 19	2654	218	12	199	7	6	8.21
4320 Pontiac 20	2119	247	14	222	11	11	11.66
4321 Pontiac 21	2773	256	15	231	10	9	9.23
4401 Rochester 1	1922	247	129	109	9	4	12.85
4402 Rochester 2	2594	373	224	132	17	7	14.38
4403 Rochester 3	1530	163	99	59	5	1	10.65
4404 Rochester 4	1165	142	97	37	8	5	12.19
4405 Rochester 5	3011	417	330	70	17	8	13.85
4501 Rochester Hills 1	1953	380	229	120	31	27	19.46
4502 Rochester Hills 2	1047	129	74	43	12	11	12.32
4503 Rochester Hills 3	1367	215	114	82	19	6	15.73
4504 Rochester Hills 4	1271	267	166	81	20	14	21.01
4505 Rochester Hills 5	1923	292	196	81	15	11	15.18
4506 Rochester Hills 6	2154	487	270	178	39	27	22.61
4507 Rochester Hills 7	1023	232	139	79	14	8	22.68
4508 Rochester Hills 8	962	206	156	41	9	7	21.41
4509 Rochester Hills 9	2265	475	299	147	29	18	20.97
4510 Rochester Hills 10	1445	239	146	75	18	11	16.54
4511 Rochester Hills 11	1537	199	121	59	19	15	12.95
4512 Rochester Hills 12	1960	416	258	121	37	26	21.22
4513 Rochester Hills 13	1381	231	145	72	14	10	16.73
4514 Rochester Hills 14	2181	386	254	98	34	27	17.70
4515 Rochester Hills 15	1649	163	80	70	13	9	9.88
4516 Rochester Hills 16	2184	305	160	108	37	25	13.97
4517 Rochester Hills 17	2230	522	322	179	21	16	23.41
4518 Rochester Hills 18	1370	335	220	86	29	19	24.45
4519 Rochester Hills 19	1275	376	249	107	20	9	29.49
4520 Rochester Hills 20	1084	238	133	86	19	12	21.96
4521 Rochester Hills 21	1674	246	179	55	12	9	14.70
4522 Rochester Hills 22	1309	292	168	103	21	15	22.31
4523 Rochester Hills 23	1268	238	139	91	8	5	18.77
4524 Rochester Hills 24	1597	411	254	129	28	14	25.74
4525 Rochester Hills 25	2111	344	222	100	22	14	16.30
4526 Rochester Hills 26	2447	435	301	104	30	20	17.78
4527 Rochester Hills 27	1522	245	154	74	17	9	16.10
4528 Rochester Hills 28	1913	232	122	98	12	9	12.13
4529 Rochester Hills 29	1040	213	144	56	13	10	20.48
4530 Rochester Hills 30	2085	343	176	143	24	19	16.45
4531 Rochester Hills 31	1277	153	90	54	9	7	11.98
4532 Rochester Hills 32	1639	371	223	127	21	13	22.64
4601 Royal Oak 1	2141	398	87	290	21	7	18.59
4602 Royal Oak 2	2278	385	125	229	31	16	16.90
4603 Royal Oak 3	1549	257	77	161	19	9	16.59
4604 Royal Oak 4	1698	303	81	194	28	16	17.84
4605 Royal Oak 5	1475	305	71	211	23	12	20.68
4606 Royal Oak 6	2843	536	130	364	42	24	18.85
4607 Royal Oak 7	1884	326	105	195	26	15	17.30
4608 Royal Oak 8	2421	647	242	353	52	26	26.72
4609 Royal Oak 9	2794	538	122	368	48	28	19.26
4610 Royal Oak 10	2002	361	107	216	38	22	18.03
4611 Royal Oak 11	1732	294	94	172	28	15	16.97
4612 Royal Oak 12	1895	333	133	175	25	15	17.57
4613 Royal Oak 13	2081	497	185	276	36	20	23.88

NUMBERED KEY CANVASS

RUN DATE:08/11/16 12:57 PM

PRIMARY ELECTION
TUESDAY, AUGUST 2, 2016
OAKLAND COUNTY, MICHIGAN
STATISTICS

REPORT-EL52

PAGE 0009

	TOTAL	PERCENT		TOTAL	PERCENT
01 = REGISTERED VOTERS - TOTAL	934,893		05 = BALLOTS CAST - NONPARTISAN	12,843	6.88
02 = BALLOTS CAST - TOTAL	186,618		06 = BALLOTS CAST - CROSSOVER	8,515	4.56
03 = BALLOTS CAST - REPUBLICAN PARTY	97,506	52.25	07 = VOTER TURNOUT - TOTAL		19.96
04 = BALLOTS CAST - DEMOCRATIC PARTY	76,269	40.87			

(CONTINUED FROM PREVIOUS PAGE)

	01	02	03	04	05	06	07
4614 Royal Oak 14	1643	434	190	210	34	16	26.42
4615 Royal Oak 15	1604	192	52	118	22	12	11.97
4616 Royal Oak 16	2720	641	263	330	48	24	23.57
4617 Royal Oak 17	1915	467	171	266	30	12	24.39
4618 Royal Oak 18	1971	355	114	212	29	8	18.01
4619 Royal Oak 19	2637	566	218	302	46	17	21.46
4620 Royal Oak 20	2136	480	190	251	39	17	22.47
4621 Royal Oak 21	2145	415	146	239	30	9	19.35
4622 Royal Oak 22	2212	535	243	244	48	26	24.19
4623 Royal Oak 23	1748	303	112	163	28	20	17.33
4624 Royal Oak 24	1094	258	90	139	29	15	23.58
4701 South Lyon 1	2936	498	317	144	37	33	16.96
4702 South Lyon 2	2148	242	144	71	27	25	11.27
4703 South Lyon 3	2071	291	190	84	17	13	14.05
4704 South Lyon 4	1543	126	74	41	11	6	8.17
4801 Southfield 1	1656	374	37	319	18	13	22.58
4802 Southfield 2	1965	507	78	404	25	18	25.80
4803 Southfield 3	1596	301	42	235	24	20	18.86
4804 Southfield 4	1922	331	31	280	20	10	17.22
4805 Southfield 5	1106	202	31	162	9	6	18.26
4806 Southfield 6	1510	351	43	276	32	25	23.25
4807 Southfield 7	1671	433	25	395	13	8	25.91
4808 Southfield 8	1389	293	20	261	12	6	21.09
4809 Southfield 9	1787	234	31	187	16	6	13.09
4810 Southfield 10	1692	291	29	254	8	6	17.20
4811 Southfield 11	1863	323	18	295	10	7	17.34
4812 Southfield 12	1515	336	20	305	11	11	22.18
4813 Southfield 13	1626	446	67	364	15	8	27.43
4814 Southfield 14	1441	292	79	199	14	12	20.26
4815 Southfield 15	1287	258	37	215	6	5	20.05
4816 Southfield 16	1525	358	25	322	11	10	23.48
4817 Southfield 17	1662	394	38	338	18	15	23.71
4818 Southfield 18	1981	305	9	287	9	9	15.40
4819 Southfield 19	1370	204	27	164	13	12	14.89
4820 Southfield 20	1760	381	17	357	7	7	21.65
4821 Southfield 21	1871	417	11	384	22	18	22.29
4822 Southfield 22	2142	428	10	400	18	17	19.98
4823 Southfield 23	2005	351	23	318	10	9	17.51
4824 Southfield 24	1749	245	12	223	10	7	14.01
4825 Southfield 25	1478	413	25	369	19	16	27.94
4826 Southfield 26	1661	447	56	380	11	11	26.91
4827 Southfield 27	1462	228	5	216	7	4	15.60
4828 Southfield 28	1643	151	12	137	2	2	9.19
4829 Southfield 29	2137	448	47	386	15	12	20.96
4830 Southfield 30	2001	465	51	371	43	19	23.24
4831 Southfield 31	1964	346	18	298	30	11	17.62
4832 Southfield 32	1428	339	41	278	20	14	23.74
4833 Southfield 33	1966	374	20	348	6	3	19.02
4834 Southfield 34	1421	225	46	169	10	8	15.83
4835 Southfield 35	1463	182	20	157	5	3	12.44
4836 Southfield 36	1451	177	20	149	8	5	12.20
4901 Sylvan Lake 1	1436	391	199	165	27	23	27.23
5001 Troy 1	1258	143	88	45	10	3	11.37
5002 Troy 2	2243	450	294	132	24	14	20.06

NUMBERED KEY CANVASS

RUN DATE:08/11/16 12:57 PM

PRIMARY ELECTION
TUESDAY, AUGUST 2, 2016
OAKLAND COUNTY, MICHIGAN
STATISTICS

REPORT-EL52 PAGE 0010

	TOTAL	PERCENT		TOTAL	PERCENT
01 = REGISTERED VOTERS - TOTAL	934,893		05 = BALLOTS CAST - NONPARTISAN	12,843	6.88
02 = BALLOTS CAST - TOTAL	186,618		06 = BALLOTS CAST - CROSSOVER	8,515	4.56
03 = BALLOTS CAST - REPUBLICAN PARTY	97,506	52.25	07 = VOTER TURNOUT - TOTAL		19.96
04 = BALLOTS CAST - DEMOCRATIC PARTY	76,269	40.87			

(CONTINUED FROM PREVIOUS PAGE)

	01	02	03	04	05	06	07
5003 Troy 3	1934	338	203	110	25	15	17.48
5004 Troy 4	2765	479	278	163	38	21	17.32
5005 Troy 5	1503	355	233	86	36	24	23.62
5006 Troy 6	500	126	89	32	5	5	25.20
5007 Troy 7	1640	284	186	79	19	11	17.32
5008 Troy 8	1885	359	191	136	32	22	19.05
5009 Troy 9	2202	419	246	133	40	32	19.03
5010 Troy 10	1940	374	222	131	21	11	19.28
5011 Troy 11	1843	376	232	127	17	12	20.40
5012 Troy 12	1420	260	169	79	12	8	18.31
5013 Troy 13	2758	467	253	181	33	25	16.93
5014 Troy 14	1988	358	215	118	25	12	18.01
5015 Troy 15	1911	373	226	122	25	16	19.52
5016 Troy 16	1562	282	167	96	19	15	18.05
5017 Troy 17	2182	356	236	87	33	24	16.32
5018 Troy 18	1558	280	190	71	19	8	17.97
5019 Troy 19	1509	362	221	111	30	15	23.99
5020 Troy 20	2150	389	256	100	33	24	18.09
5021 Troy 21	1511	153	79	65	9	6	10.13
5022 Troy 22	2573	425	261	128	36	28	16.52
5023 Troy 23	2543	343	206	120	17	12	13.49
5024 Troy 24	2226	323	193	95	35	23	14.51
5025 Troy 25	2549	325	178	108	39	29	12.75
5026 Troy 26	2343	234	127	94	13	7	9.99
5027 Troy 27	1840	194	80	110	4	3	10.54
5028 Troy 28	1899	164	80	77	7	5	8.64
5029 Troy 29	2412	455	255	168	32	17	18.86
5030 Troy 30	581	90	53	31	6	1	15.49
5031 Troy 31	791	124	81	33	10	7	15.68
5101 Walled Lake 1	2654	364	196	137	31	26	13.72
5102 Walled Lake 2	2709	390	238	135	17	14	14.40
5201 Wixom 1	2446	499	304	154	41	24	20.40
5202 Wixom 2	2048	440	281	123	36	21	21.48
5203 Wixom 3	3082	246	98	130	18	12	7.98
5204 Wixom 4	2382	520	320	156	44	25	21.83

NUMBERED KEY CANVASS

RUN DATE:08/11/16 12:57 PM

PRIMARY ELECTION
TUESDAY, AUGUST 2, 2016
OAKLAND COUNTY, MICHIGAN
Republican Party

REPORT-EL52

PAGE 0011

VOTES PERCENT

REPRESENTATIVE IN CONGRESS 8TH DISTRICT

Vote for not more than 1

01 = Mike Bishop

02 = WRITE-IN

26,860 99.64
96 .36

	01	02
0101 Addison 1	335	1
0102 Addison 2	356	1
0103 Addison 3	144	0
0301 Brandon 1	381	0
0302 Brandon 2	419	1
0303 Brandon 3	421	3
0304 Brandon 4	404	1
0305 Brandon 5	42	1
0306 Brandon 6	192	0
0501 Groveland 1	242	2
0502 Groveland 2	106	0
0503 Groveland 3	153	1
0701 Holly 1	188	2
0702 Holly 2	131	2
0703 Holly 3	142	0
0704 Holly 4	209	1
0801 Independence 1	408	1
0802 Independence 2	321	1
0803 Independence 3	376	1
0804 Independence 4	394	0
0805 Independence 5	440	3
0806 Independence 6	385	0
0807 Independence 7	347	1
0808 Independence 8	301	0
0809 Independence 9	384	1
0810 Independence 10	220	0
0811 Independence 11	262	3
0812 Independence 12	137	0
0813 Independence 13	227	0
1201 Oakland 1	376	2
1202 Oakland 2	334	2
1203 Oakland 3	183	4
1204 Oakland 4	361	0
1205 Oakland 5	299	2
1206 Oakland 6	344	0
1207 Oakland 7	398	1
1208 Oakland 8	331	4
1301 Orion 1	342	0
1302 Orion 2	422	1
1303 Orion 3	470	1
1304 Orion 4	495	2
1305 Orion 5	460	3
1306 Orion 6	518	1
1307 Orion 7	319	0
1308 Orion 8	294	1
1309 Orion 9	296	1
1310 Orion 10	397	1
1311 Orion 11	265	0
1312 Orion 12	359	3
1313 Orion 13	352	0
1314 Orion 14	282	1
1315 Orion 15	217	0
1401 Oxford 1	351	2

NUMBERED KEY CANVASS

RUN DATE:08/11/16 12:57 PM

PRIMARY ELECTION
TUESDAY, AUGUST 2, 2016
OAKLAND COUNTY, MICHIGAN
Republican Party

REPORT-EL52

PAGE 0012

VOTES PERCENT

REPRESENTATIVE IN CONGRESS 8TH DISTRICT

Vote for not more than 1

01 = Mike Bishop

02 = WRITE-IN

26,860 99.64
96 .36

(CONTINUED FROM PREVIOUS PAGE)

	01	02
1402 Oxford 2	200	0
1403 Oxford 3	476	0
1404 Oxford 4	370	0
1405 Oxford 5	176	1
1406 Oxford 6	333	0
1407 Oxford 7	297	0
1501 Rose 1	165	3
1502 Rose 2	198	3
1503 Rose 3	246	1
1801 Springfield 1	322	0
1802 Springfield 2	209	1
1803 Springfield 3	347	1
1804 Springfield 4	209	0
1805 Springfield 5	314	2
1806 Springfield 6	331	3
1807 Springfield 7	148	1
2601 Clarkston 1	146	1
3002 Fenton 2	0	0
4401 Rochester 1	121	0
4402 Rochester 2	209	0
4403 Rochester 3	94	0
4404 Rochester 4	90	0
4405 Rochester 5	311	1
4501 Rochester Hills 1	205	1
4502 Rochester Hills 2	69	0
4504 Rochester Hills 4	150	0
4505 Rochester Hills 5	187	0
4507 Rochester Hills 7	128	0
4508 Rochester Hills 8	139	3
4509 Rochester Hills 9	276	3
4510 Rochester Hills 10	138	0
4511 Rochester Hills 11	115	0
4512 Rochester Hills 12	235	1
4514 Rochester Hills 14	235	0
4515 Rochester Hills 15	79	0
4516 Rochester Hills 16	146	0
4517 Rochester Hills 17	304	1
4518 Rochester Hills 18	205	0
4519 Rochester Hills 19	233	2
4520 Rochester Hills 20	125	0
4521 Rochester Hills 21	172	0
4522 Rochester Hills 22	165	0
4523 Rochester Hills 23	132	0
4524 Rochester Hills 24	240	1
4525 Rochester Hills 25	206	0
4526 Rochester Hills 26	289	2
4527 Rochester Hills 27	145	0
4528 Rochester Hills 28	116	0
4529 Rochester Hills 29	127	1
4530 Rochester Hills 30	165	1
4531 Rochester Hills 31	85	1
4532 Rochester Hills 32	205	2

NUMBERED KEY CANVASS

RUN DATE:08/11/16 12:57 PM

PRIMARY ELECTION
TUESDAY, AUGUST 2, 2016
OAKLAND COUNTY, MICHIGAN
Democratic Party

REPORT-EL52

PAGE 0013

REPRESENTATIVE IN CONGRESS 8TH DISTRICT

VOTES PERCENT

Vote for not more than 1

01 = Melissa Gilbert

02 = WRITE-IN

7,810 97.13
231 2.87

	01	02
0101 Addison 1	49	0
0102 Addison 2	65	2
0103 Addison 3	25	2
0301 Brandon 1	66	1
0302 Brandon 2	56	1
0303 Brandon 3	88	2
0304 Brandon 4	94	0
0305 Brandon 5	36	0
0306 Brandon 6	55	2
0501 Groveland 1	52	0
0502 Groveland 2	36	0
0503 Groveland 3	60	0
0701 Holly 1	86	2
0702 Holly 2	74	2
0703 Holly 3	74	6
0704 Holly 4	94	1
0801 Independence 1	121	4
0802 Independence 2	89	0
0803 Independence 3	124	1
0804 Independence 4	102	2
0805 Independence 5	124	0
0806 Independence 6	140	1
0807 Independence 7	132	5
0808 Independence 8	60	2
0809 Independence 9	86	2
0810 Independence 10	73	1
0811 Independence 11	111	1
0812 Independence 12	26	0
0813 Independence 13	64	1
1201 Oakland 1	35	2
1202 Oakland 2	66	0
1203 Oakland 3	21	0
1204 Oakland 4	29	2
1205 Oakland 5	40	0
1206 Oakland 6	36	0
1207 Oakland 7	57	4
1208 Oakland 8	58	0
1301 Orion 1	80	0
1302 Orion 2	106	3
1303 Orion 3	112	1
1304 Orion 4	116	5
1305 Orion 5	107	0
1306 Orion 6	91	1
1307 Orion 7	121	2
1308 Orion 8	73	2
1309 Orion 9	113	2
1310 Orion 10	94	4
1311 Orion 11	69	4
1312 Orion 12	105	0
1313 Orion 13	98	1
1314 Orion 14	83	0
1315 Orion 15	58	0
1401 Oxford 1	97	2
1402 Oxford 2	51	0

NUMBERED KEY CANVASS

RUN DATE:08/11/16 12:57 PM

PRIMARY ELECTION
TUESDAY, AUGUST 2, 2016
OAKLAND COUNTY, MICHIGAN
Democratic Party

REPORT-EL52

PAGE 0014

REPRESENTATIVE IN CONGRESS 8TH DISTRICT

VOTES PERCENT

Vote for not more than 1

01 = Melissa Gilbert

02 = WRITE-IN

7,810 97.13
231 2.87

(CONTINUED FROM PREVIOUS PAGE)

	01	02
1403 Oxford 3	137	1
1404 Oxford 4	91	0
1405 Oxford 5	76	0
1406 Oxford 6	76	0
1407 Oxford 7	91	3
1501 Rose 1	32	1
1502 Rose 2	52	0
1503 Rose 3	64	0
1801 Springfield 1	60	1
1802 Springfield 2	75	1
1803 Springfield 3	75	0
1804 Springfield 4	65	0
1805 Springfield 5	54	0
1806 Springfield 6	75	2
1807 Springfield 7	35	0
2601 Clarkston 1	70	5
3002 Fenton 2	0	0
4401 Rochester 1	85	6
4402 Rochester 2	112	4
4403 Rochester 3	44	2
4404 Rochester 4	31	0
4405 Rochester 5	50	3
4501 Rochester Hills 1	94	5
4502 Rochester Hills 2	34	1
4504 Rochester Hills 4	60	7
4505 Rochester Hills 5	66	2
4507 Rochester Hills 7	64	3
4508 Rochester Hills 8	33	4
4509 Rochester Hills 9	114	10
4510 Rochester Hills 10	49	11
4511 Rochester Hills 11	52	1
4512 Rochester Hills 12	97	4
4514 Rochester Hills 14	82	4
4515 Rochester Hills 15	61	2
4516 Rochester Hills 16	92	5
4517 Rochester Hills 17	151	3
4518 Rochester Hills 18	64	4
4519 Rochester Hills 19	71	3
4520 Rochester Hills 20	66	4
4521 Rochester Hills 21	46	3
4522 Rochester Hills 22	80	13
4523 Rochester Hills 23	77	3
4524 Rochester Hills 24	107	8
4525 Rochester Hills 25	84	2
4526 Rochester Hills 26	86	6
4527 Rochester Hills 27	66	1
4528 Rochester Hills 28	81	5
4529 Rochester Hills 29	49	3
4530 Rochester Hills 30	108	5
4531 Rochester Hills 31	48	1
4532 Rochester Hills 32	100	3

NUMBERED KEY CANVASS

RUN DATE:08/11/16 12:57 PM

PRIMARY ELECTION
TUESDAY, AUGUST 2, 2016
OAKLAND COUNTY, MICHIGAN
Republican Party

REPORT-EL52

PAGE 0015

VOTES PERCENT

REPRESENTATIVE IN CONGRESS 9TH DISTRICT

Vote for not more than 1

01 = Christopher R. Morse

02 = WRITE-IN

13,512 99.59
56 .41

	01	02
0201 Bloomfield 1	168	1
0202 Bloomfield 2	124	0
0203 Bloomfield 3	222	1
0204 Bloomfield 4	207	0
0205 Bloomfield 5	152	0
0206 Bloomfield 6	265	0
0207 Bloomfield 7	102	0
0208 Bloomfield 8	486	0
0209 Bloomfield 9	317	0
0210 Bloomfield 10	232	2
0211 Bloomfield 11	250	1
0212 Bloomfield 12	199	2
0213 Bloomfield 13	194	1
0214 Bloomfield 14	283	2
0215 Bloomfield 15	155	0
0216 Bloomfield 16	163	1
0217 Bloomfield 17	87	1
0218 Bloomfield 18	177	0
0219 Bloomfield 19	214	3
0220 Bloomfield 20	138	0
0221 Bloomfield 21	279	0
0222 Bloomfield 22	225	1
0223 Bloomfield 23	222	0
0224 Bloomfield 24	169	1
0225 Bloomfield 25	30	0
0226 Bloomfield 26	193	2
0227 Bloomfield 27	74	0
0228 Bloomfield 28	124	1
0229 Bloomfield 29	187	1
0230 Bloomfield 30	263	0
0231 Bloomfield 31	198	0
0232 Bloomfield 32	189	1
1701 Southfield Twp 1	65	1
1702 Southfield Twp 2	73	0
1703 Southfield Twp 3	91	0
1704 Southfield Twp 4	182	0
1705 Southfield Twp 5	123	0
1706 Southfield Twp 6	186	0
1707 Southfield Twp 7	116	0
1708 Southfield Twp 8	104	0
1709 Southfield Twp 9	79	0
1710 Southfield Twp 10	116	0
2301 Berkley 1	116	0
2302 Berkley 2	131	0
2303 Berkley 3	100	0
2304 Berkley 4	89	1
2305 Berkley 5	64	0
2306 Berkley 6	62	0
2307 Berkley 7	105	0
2701 Clawson 1	163	0
3101 Ferndale 1	140	0
3102 Ferndale 2	55	0
3103 Ferndale 3	55	1
3104 Ferndale 4	79	2

NUMBERED KEY CANVASS

RUN DATE:08/11/16 12:57 PM

PRIMARY ELECTION
TUESDAY, AUGUST 2, 2016
OAKLAND COUNTY, MICHIGAN
Republican Party

REPORT-EL52

PAGE 0016

VOTES PERCENT

REPRESENTATIVE IN CONGRESS 9TH DISTRICT

Vote for not more than 1

01 = Christopher R. Morse

02 = WRITE-IN

13,512 99.59
56 .41

(CONTINUED FROM PREVIOUS PAGE)

	01	02
3105 Ferndale 5	54	0
3106 Ferndale 6	71	0
3107 Ferndale 7	55	1
3108 Ferndale 8	22	0
3109 Ferndale 9	67	0
3201 Hazel Park 1	83	1
3202 Hazel Park 2	37	0
3203 Hazel Park 3	91	4
3204 Hazel Park 4	43	0
3205 Hazel Park 5	91	0
3301 Huntington Woods 1	32	0
3302 Huntington Woods 2	63	0
3303 Huntington Woods 3	53	0
3304 Huntington Woods 4	33	1
3305 Huntington Woods 5	47	0
3701 Madison Heights 1	51	1
3702 Madison Heights 2	80	2
3703 Madison Heights 3	50	2
3704 Madison Heights 4	78	1
3705 Madison Heights 5	82	0
3706 Madison Heights 6	15	2
3707 Madison Heights 7	178	0
3708 Madison Heights 8	180	0
3709 Madison Heights 9	135	0
3710 Madison Heights 10	133	1
3711 Madison Heights 11	44	0
4201 Pleasant Ridge 1	82	0
4202 Pleasant Ridge 2	71	0
4601 Royal Oak 1	82	0
4602 Royal Oak 2	107	0
4603 Royal Oak 3	66	2
4604 Royal Oak 4	66	1
4605 Royal Oak 5	62	1
4606 Royal Oak 6	114	0
4607 Royal Oak 7	93	1
4608 Royal Oak 8	203	0
4609 Royal Oak 9	104	0
4610 Royal Oak 10	94	0
4611 Royal Oak 11	82	1
4612 Royal Oak 12	122	0
4613 Royal Oak 13	164	1
4614 Royal Oak 14	161	0
4615 Royal Oak 15	49	0
4616 Royal Oak 16	232	2
4617 Royal Oak 17	152	1
4618 Royal Oak 18	103	1
4619 Royal Oak 19	193	0
4620 Royal Oak 20	161	0
4621 Royal Oak 21	123	0
4622 Royal Oak 22	206	1
4623 Royal Oak 23	95	0
4624 Royal Oak 24	75	1

NUMBERED KEY CANVASS

RUN DATE:08/11/16 12:57 PM

PRIMARY ELECTION
TUESDAY, AUGUST 2, 2016
OAKLAND COUNTY, MICHIGAN
Democratic Party

REPORT-EL52

PAGE 0017

REPRESENTATIVE IN CONGRESS 9TH DISTRICT

VOTES PERCENT

Vote for not more than 1

01 = Sander Levin

02 = WRITE-IN

16,966 99.72
48 .28

	01	02
0201 Bloomfield 1	59	1
0202 Bloomfield 2	48	0
0203 Bloomfield 3	93	0
0204 Bloomfield 4	56	0
0205 Bloomfield 5	53	0
0206 Bloomfield 6	57	0
0207 Bloomfield 7	44	0
0208 Bloomfield 8	60	0
0209 Bloomfield 9	86	0
0210 Bloomfield 10	112	0
0211 Bloomfield 11	118	1
0212 Bloomfield 12	67	0
0213 Bloomfield 13	61	0
0214 Bloomfield 14	49	0
0215 Bloomfield 15	41	0
0216 Bloomfield 16	66	0
0217 Bloomfield 17	40	0
0218 Bloomfield 18	61	0
0219 Bloomfield 19	60	0
0220 Bloomfield 20	88	1
0221 Bloomfield 21	95	0
0222 Bloomfield 22	98	0
0223 Bloomfield 23	28	0
0224 Bloomfield 24	45	0
0225 Bloomfield 25	47	0
0226 Bloomfield 26	38	0
0227 Bloomfield 27	74	0
0228 Bloomfield 28	25	0
0229 Bloomfield 29	22	0
0230 Bloomfield 30	83	0
0231 Bloomfield 31	41	0
0232 Bloomfield 32	86	0
1701 Southfield Twp 1	95	0
1702 Southfield Twp 2	117	0
1703 Southfield Twp 3	85	0
1704 Southfield Twp 4	134	0
1705 Southfield Twp 5	178	0
1706 Southfield Twp 6	200	0
1707 Southfield Twp 7	118	0
1708 Southfield Twp 8	141	2
1709 Southfield Twp 9	131	0
1710 Southfield Twp 10	121	0
2301 Berkley 1	260	0
2302 Berkley 2	234	0
2303 Berkley 3	221	2
2304 Berkley 4	213	0
2305 Berkley 5	177	0
2306 Berkley 6	147	0
2307 Berkley 7	202	1
2701 Clawson 1	171	1
3101 Ferndale 1	528	1
3102 Ferndale 2	291	0
3103 Ferndale 3	313	2
3104 Ferndale 4	228	2

NUMBERED KEY CANVASS

RUN DATE:08/11/16 12:57 PM

PRIMARY ELECTION
TUESDAY, AUGUST 2, 2016
OAKLAND COUNTY, MICHIGAN
Democratic Party

REPORT-EL52

PAGE 0018

VOTES PERCENT

REPRESENTATIVE IN CONGRESS 9TH DISTRICT

Vote for not more than 1

01 = Sander Levin

16,966 99.72

02 = WRITE-IN

48 .28

(CONTINUED FROM PREVIOUS PAGE)

	01	02
3105 Ferndale 5	299	1
3106 Ferndale 6	181	0
3107 Ferndale 7	180	1
3108 Ferndale 8	149	0
3109 Ferndale 9	393	2
3201 Hazel Park 1	156	1
3202 Hazel Park 2	110	0
3203 Hazel Park 3	127	1
3204 Hazel Park 4	111	2
3205 Hazel Park 5	186	2
3301 Huntington Woods 1	299	1
3302 Huntington Woods 2	240	1
3303 Huntington Woods 3	229	0
3304 Huntington Woods 4	290	1
3305 Huntington Woods 5	246	0
3701 Madison Heights 1	96	0
3702 Madison Heights 2	114	0
3703 Madison Heights 3	85	0
3704 Madison Heights 4	90	0
3705 Madison Heights 5	122	1
3706 Madison Heights 6	48	0
3707 Madison Heights 7	210	0
3708 Madison Heights 8	226	1
3709 Madison Heights 9	167	0
3710 Madison Heights 10	138	0
3711 Madison Heights 11	103	1
4201 Pleasant Ridge 1	292	0
4202 Pleasant Ridge 2	334	2
4601 Royal Oak 1	281	1
4602 Royal Oak 2	222	0
4603 Royal Oak 3	156	0
4604 Royal Oak 4	183	1
4605 Royal Oak 5	200	0
4606 Royal Oak 6	349	3
4607 Royal Oak 7	184	1
4608 Royal Oak 8	334	1
4609 Royal Oak 9	353	1
4610 Royal Oak 10	210	0
4611 Royal Oak 11	170	0
4612 Royal Oak 12	170	0
4613 Royal Oak 13	266	0
4614 Royal Oak 14	199	1
4615 Royal Oak 15	117	0
4616 Royal Oak 16	308	1
4617 Royal Oak 17	249	2
4618 Royal Oak 18	203	2
4619 Royal Oak 19	292	1
4620 Royal Oak 20	240	0
4621 Royal Oak 21	225	0
4622 Royal Oak 22	237	1
4623 Royal Oak 23	159	0
4624 Royal Oak 24	132	0

NUMBERED KEY CANVASS

RUN DATE:08/11/16 12:57 PM

PRIMARY ELECTION
TUESDAY, AUGUST 2, 2016
OAKLAND COUNTY, MICHIGAN
Republican Party

REPORT-EL52

PAGE 0019

REPRESENTATIVE IN CONGRESS 11TH DISTRICT

VOTES PERCENT

Vote for not more than 1

01 = David A. Trott

02 = WRITE-IN

34,791 99.32
238 .68

	01	02
0401 Commerce 1	157	6
0402 Commerce 2	218	2
0403 Commerce 3	247	3
0404 Commerce 4	221	0
0405 Commerce 5	285	2
0406 Commerce 6	160	1
0407 Commerce 7	375	5
0408 Commerce 8	266	2
0409 Commerce 9	241	0
0410 Commerce 10	239	2
0411 Commerce 11	209	0
0412 Commerce 12	130	1
0413 Commerce 13	214	0
0414 Commerce 14	87	1
0415 Commerce 15	237	5
0601 Highland 1	346	4
0602 Highland 2	283	1
0603 Highland 3	159	0
0604 Highland 4	373	1
0605 Highland 5	277	4
0606 Highland 6	340	4
0607 Highland 7	150	0
0608 Highland 8	231	2
0901 Lyon 1	325	6
0902 Lyon 2	421	6
0903 Lyon 3	264	1
0904 Lyon 4	299	6
0905 Lyon 5	394	3
0906 Lyon 6	568	3
1001 Milford 1	204	1
1002 Milford 2	117	4
1003 Milford 3	181	5
1004 Milford 4	230	1
1005 Milford 5	55	0
1006 Milford 6	142	1
1007 Milford 7	212	0
1008 Milford 8	150	0
1101 Novi Twp 1	13	1
1901 Waterford 1	234	0
1902 Waterford 2	255	1
1903 Waterford 3	207	0
1904 Waterford 4	192	2
1905 Waterford 5	185	0
1906 Waterford 6	259	2
1907 Waterford 7	251	1
1908 Waterford 8	241	0
1909 Waterford 9	217	2
1910 Waterford 10	226	1
1911 Waterford 11	234	1
1912 Waterford 12	276	1
1913 Waterford 13	115	0
1914 Waterford 14	201	0
1915 Waterford 15	185	5
1916 Waterford 16	218	0

NUMBERED KEY CANVASS

RUN DATE:08/11/16 12:57 PM

PRIMARY ELECTION
TUESDAY, AUGUST 2, 2016
OAKLAND COUNTY, MICHIGAN
Republican Party

REPORT-EL52

PAGE 0020

VOTES PERCENT

REPRESENTATIVE IN CONGRESS 11TH DISTRICT

Vote for not more than 1

01 = David A. Trott

02 = WRITE-IN

34,791 99.32
238 .68

(CONTINUED FROM PREVIOUS PAGE)

	01	02
1917 Waterford 17	199	0
1918 Waterford 18	176	0
1919 Waterford 19	132	2
1920 Waterford 20	120	1
1921 Waterford 21	163	2
1922 Waterford 22	167	0
1923 Waterford 23	239	2
1924 Waterford 24	219	2
1925 Waterford 25	193	1
1926 Waterford 26	129	2
1927 Waterford 27	151	0
1928 Waterford 28	133	3
1929 Waterford 29	133	3
2002 W. Bloomfield 2	162	2
2004 W. Bloomfield 4	168	0
2005 W. Bloomfield 5	188	1
2008 W. Bloomfield 8	226	2
2014 W. Bloomfield 14	147	1
2025 W. Bloomfield 25	188	1
2101 White Lake 1	381	1
2102 White Lake 2	378	1
2103 White Lake 3	220	1
2104 White Lake 4	159	2
2105 White Lake 5	356	0
2106 White Lake 6	323	1
2107 White Lake 7	300	2
2108 White Lake 8	223	3
2109 White Lake 9	222	2
2110 White Lake 10	229	5
2111 White Lake 11	327	1
2112 White Lake 12	184	0
2201 Auburn Hills 1	81	0
2202 Auburn Hills 2	61	0
2203 Auburn Hills 3	98	1
2204 Auburn Hills 4	102	0
2205 Auburn Hills 5	141	0
2206 Auburn Hills 6	308	4
2207 Auburn Hills 7	111	0
2208 Auburn Hills 8	72	0
2209 Auburn Hills 9	74	0
2401 Birmingham 1	215	1
2402 Birmingham 2	214	1
2403 Birmingham 3	149	3
2404 Birmingham 4	196	1
2405 Birmingham 5	181	1
2406 Birmingham 6	202	0
2407 Birmingham 7	119	2
2408 Birmingham 8	129	1
2409 Birmingham 9	103	1
2501 Bloomfield Hills 1	290	3
2502 Bloomfield Hills 2	201	2
2702 Clawson 2	123	1
2703 Clawson 3	131	1
2704 Clawson 4	122	1

NUMBERED KEY CANVASS

RUN DATE:08/11/16 12:57 PM

PRIMARY ELECTION
TUESDAY, AUGUST 2, 2016
OAKLAND COUNTY, MICHIGAN
Republican Party

REPORT-EL52

PAGE 0021

VOTES PERCENT

REPRESENTATIVE IN CONGRESS 11TH DISTRICT

Vote for not more than 1

01 = David A. Trott

02 = WRITE-IN

34,791 99.32
238 .68

(CONTINUED FROM PREVIOUS PAGE)

	01	02
2705 Clawson 5	185	1
2801 Farmington 1	93	0
2802 Farmington 2	136	1
2803 Farmington 3	102	0
2804 Farmington 4	59	0
2805 Farmington 5	110	0
2806 Farmington 6	100	1
3501 Lake Angelus 1	88	1
3802 Northville 2	280	1
3901 Novi 1	265	3
3902 Novi 2	221	0
3903 Novi 3	164	2
3904 Novi 4	174	1
3905 Novi 5	89	0
3906 Novi 6	186	0
3907 Novi 7	150	0
3908 Novi 8	161	1
3909 Novi 9	286	1
3910 Novi 10	303	1
3911 Novi 11	124	2
3912 Novi 12	70	0
3913 Novi 13	64	0
3914 Novi 14	139	0
3915 Novi 15	188	1
3916 Novi 16	228	2
3917 Novi 17	184	0
3918 Novi 18	281	2
3919 Novi 19	79	0
3920 Novi 20	175	1
3921 Novi 21	112	0
3922 Novi 22	27	0
4503 Rochester Hills 3	96	0
4506 Rochester Hills 6	241	0
4513 Rochester Hills 13	130	1
4701 South Lyon 1	280	2
4702 South Lyon 2	125	1
4703 South Lyon 3	182	0
4704 South Lyon 4	66	0
5001 Troy 1	73	1
5002 Troy 2	255	4
5003 Troy 3	184	0
5004 Troy 4	236	1
5005 Troy 5	209	1
5006 Troy 6	81	0
5007 Troy 7	175	1
5008 Troy 8	169	3
5009 Troy 9	209	0
5010 Troy 10	199	0
5011 Troy 11	209	2
5012 Troy 12	153	0
5013 Troy 13	218	1
5014 Troy 14	200	0
5015 Troy 15	196	4
5016 Troy 16	151	0

NUMBERED KEY CANVASS

RUN DATE:08/11/16 12:57 PM

PRIMARY ELECTION
TUESDAY, AUGUST 2, 2016
OAKLAND COUNTY, MICHIGAN
Republican Party

REPORT-EL52

PAGE 0022

VOTES PERCENT

REPRESENTATIVE IN CONGRESS 11TH DISTRICT

Vote for not more than 1

01 = David A. Trott

02 = WRITE-IN

34,791 99.32
238 .68

(CONTINUED FROM PREVIOUS PAGE)

01 02

5017 Troy 17	198	0
5018 Troy 18	174	1
5019 Troy 19	195	1
5020 Troy 20	222	1
5021 Troy 21	68	2
5022 Troy 22	219	1
5023 Troy 23	181	0
5024 Troy 24	173	1
5025 Troy 25	153	1
5026 Troy 26	110	1
5027 Troy 27	76	0
5028 Troy 28	74	0
5029 Troy 29	219	2
5030 Troy 30	49	0
5031 Troy 31	70	0
5101 Walled Lake 1	170	3
5102 Walled Lake 2	203	6
5201 Wixom 1	273	1
5202 Wixom 2	247	3
5203 Wixom 3	91	1
5204 Wixom 4	292	1

NUMBERED KEY CANVASS

RUN DATE:08/11/16 12:57 PM

PRIMARY ELECTION
TUESDAY, AUGUST 2, 2016
OAKLAND COUNTY, MICHIGAN
Democratic Party

REPORT-EL52

PAGE 0023

REPRESENTATIVE IN CONGRESS 11TH DISTRICT

VOTES PERCENT

Vote for not more than 1

01 = Anil Kumar

17,653 99.67

02 = WRITE-IN

5B .33

	01	02
0401 Commerce 1	54	0
0402 Commerce 2	78	0
0403 Commerce 3	178	2
0404 Commerce 4	71	0
0405 Commerce 5	102	1
0406 Commerce 6	71	1
0407 Commerce 7	59	0
0408 Commerce 8	78	1
0409 Commerce 9	90	0
0410 Commerce 10	99	0
0411 Commerce 11	90	0
0412 Commerce 12	82	1
0413 Commerce 13	75	0
0414 Commerce 14	35	0
0415 Commerce 15	75	0
0601 Highland 1	62	0
0602 Highland 2	73	0
0603 Highland 3	31	0
0604 Highland 4	69	0
0605 Highland 5	39	0
0606 Highland 6	71	0
0607 Highland 7	26	0
0608 Highland 8	49	0
0901 Lyon 1	93	0
0902 Lyon 2	99	0
0903 Lyon 3	68	0
0904 Lyon 4	71	0
0905 Lyon 5	109	0
0906 Lyon 6	126	1
1001 Milford 1	71	0
1002 Milford 2	37	0
1003 Milford 3	74	0
1004 Milford 4	86	0
1005 Milford 5	25	0
1006 Milford 6	57	0
1007 Milford 7	67	0
1008 Milford 8	85	1
1101 Novi Twp 1	13	0
1901 Waterford 1	87	0
1902 Waterford 2	92	0
1903 Waterford 3	81	0
1904 Waterford 4	85	0
1905 Waterford 5	90	0
1906 Waterford 6	98	0
1907 Waterford 7	69	0
1908 Waterford 8	92	0
1909 Waterford 9	64	0
1910 Waterford 10	98	0
1911 Waterford 11	83	0
1912 Waterford 12	100	1
1913 Waterford 13	64	1
1914 Waterford 14	64	0
1915 Waterford 15	85	1
1916 Waterford 16	77	0

NUMBERED KEY CANVASS

RUN DATE:08/11/16 12:57 PM

PRIMARY ELECTION
TUESDAY, AUGUST 2, 2016
OAKLAND COUNTY, MICHIGAN
Democratic Party

REPORT-EL52

PAGE 0024

REPRESENTATIVE IN CONGRESS 11TH DISTRICT

VOTES PERCENT

Vote for not more than 1

01 = Anil Kumar

17,653 99.67

02 = WRITE-IN

58 .33

(CONTINUED FROM PREVIOUS PAGE)

	01	02
1917 Waterford 17	89	0
1918 Waterford 18	91	0
1919 Waterford 19	81	1
1920 Waterford 20	94	1
1921 Waterford 21	112	0
1922 Waterford 22	93	0
1923 Waterford 23	103	1
1924 Waterford 24	117	0
1925 Waterford 25	107	0
1926 Waterford 26	84	0
1927 Waterford 27	94	0
1928 Waterford 28	49	1
1929 Waterford 29	83	1
2002 W. Bloomfield 2	168	2
2004 W. Bloomfield 4	186	1
2005 W. Bloomfield 5	158	0
2008 W. Bloomfield 8	147	0
2014 W. Bloomfield 14	102	0
2025 W. Bloomfield 25	191	0
2101 White Lake 1	115	0
2102 White Lake 2	119	0
2103 White Lake 3	63	1
2104 White Lake 4	53	0
2105 White Lake 5	120	0
2106 White Lake 6	111	0
2107 White Lake 7	101	0
2108 White Lake 8	96	0
2109 White Lake 9	82	1
2110 White Lake 10	68	1
2111 White Lake 11	99	0
2112 White Lake 12	86	0
2201 Auburn Hills 1	63	0
2202 Auburn Hills 2	129	0
2203 Auburn Hills 3	114	0
2204 Auburn Hills 4	100	0
2205 Auburn Hills 5	109	1
2206 Auburn Hills 6	179	1
2207 Auburn Hills 7	198	1
2208 Auburn Hills 8	121	0
2209 Auburn Hills 9	69	1
2401 Birmingham 1	120	1
2402 Birmingham 2	138	2
2403 Birmingham 3	129	0
2404 Birmingham 4	103	0
2405 Birmingham 5	140	0
2406 Birmingham 6	121	0
2407 Birmingham 7	112	1
2408 Birmingham 8	100	0
2409 Birmingham 9	89	0
2501 Bloomfield Hills 1	75	0
2502 Bloomfield Hills 2	50	1
2702 Clawson 2	101	1
2703 Clawson 3	95	1
2704 Clawson 4	71	0

NUMBERED KEY CANVASS

RUN DATE:08/11/16 12:57 PM

PRIMARY ELECTION
TUESDAY, AUGUST 2, 2016
OAKLAND COUNTY, MICHIGAN
Democratic Party

REPORT-EL52

PAGE 0025

REPRESENTATIVE IN CONGRESS 11TH DISTRICT

VOTES PERCENT

Vote for not more than 1

01 = Anil Kumar

17,653 99.67

02 = WRITE-IN

5B .33

(CONTINUED FROM PREVIOUS PAGE)

	01	02
2705 Clawson 5	144	0
2801 Farmington 1	124	0
2802 Farmington 2	158	2
2803 Farmington 3	123	0
2804 Farmington 4	123	0
2805 Farmington 5	145	3
2806 Farmington 6	111	0
3501 Lake Angelus 1	8	0
3802 Northville 2	174	0
3901 Novi 1	139	0
3902 Novi 2	144	0
3903 Novi 3	148	0
3904 Novi 4	142	1
3905 Novi 5	73	0
3906 Novi 6	131	0
3907 Novi 7	91	1
3908 Novi 8	98	2
3909 Novi 9	169	0
3910 Novi 10	152	0
3911 Novi 11	89	0
3912 Novi 12	113	0
3913 Novi 13	71	0
3914 Novi 14	76	0
3915 Novi 15	90	0
3916 Novi 16	109	1
3917 Novi 17	114	0
3918 Novi 18	140	0
3919 Novi 19	42	0
3920 Novi 20	73	0
3921 Novi 21	66	0
3922 Novi 22	51	0
4503 Rochester Hills 3	76	0
4506 Rochester Hills 6	163	0
4513 Rochester Hills 13	69	1
4701 South Lyon 1	137	0
4702 South Lyon 2	69	0
4703 South Lyon 3	79	1
4704 South Lyon 4	39	0
5001 Troy 1	42	0
5002 Troy 2	123	0
5003 Troy 3	103	1
5004 Troy 4	155	0
5005 Troy 5	75	1
5006 Troy 6	28	0
5007 Troy 7	73	0
5008 Troy 8	131	1
5009 Troy 9	120	0
5010 Troy 10	124	0
5011 Troy 11	122	0
5012 Troy 12	75	0
5013 Troy 13	170	1
5014 Troy 14	106	0
5015 Troy 15	119	0
5016 Troy 16	87	0

NUMBERED KEY CANVASS

RUN DATE:08/11/16 12:57 PM

PRIMARY ELECTION
TUESDAY, AUGUST 2, 2016
OAKLAND COUNTY, MICHIGAN
Democratic Party

REPORT-EL52

PAGE 0026

VOTES PERCENT

REPRESENTATIVE IN CONGRESS 11TH DISTRICT

Vote for not more than 1

01 = Anil Kumar

02 = WRITE-IN

17,653 99.67
58 .33

(CONTINUED FROM PREVIOUS PAGE)

	01	02
5017 Troy 17	82	0
5018 Troy 18	70	0
5019 Troy 19	102	0
5020 Troy 20	94	0
5021 Troy 21	56	1
5022 Troy 22	118	0
5023 Troy 23	113	0
5024 Troy 24	88	0
5025 Troy 25	99	0
5026 Troy 26	87	1
5027 Troy 27	101	0
5028 Troy 28	67	0
5029 Troy 29	155	0
5030 Troy 30	29	0
5031 Troy 31	29	0
5101 Walled Lake 1	130	0
5102 Walled Lake 2	126	3
5201 Wixom 1	140	0
5202 Wixom 2	119	0
5203 Wixom 3	126	2
5204 Wixom 4	151	2

NUMBERED KEY CANVASS

RUN DATE:08/11/16 12:57 PM

PRIMARY ELECTION
TUESDAY, AUGUST 2, 2016
OAKLAND COUNTY, MICHIGAN
Republican Party

REPORT-EL52

PAGE 0027

REPRESENTATIVE IN CONGRESS 14TH DISTRICT

Vote for not more than 1

01 = Howard Klausner

02 = WRITE-IN

VOTES PERCENT

7,977 99.61
31 .39

	01	02
1601 Royal Oak Twp 1	0	0
1602 Royal Oak Twp 2	1	0
2001 W. Bloomfield 1	132	0
2003 W. Bloomfield 3	108	1
2006 W. Bloomfield 6	53	0
2007 W. Bloomfield 7	78	0
2009 W. Bloomfield 9	86	0
2010 W. Bloomfield 10	141	0
2011 W. Bloomfield 11	83	0
2012 W. Bloomfield 12	74	1
2013 W. Bloomfield 13	116	0
2015 W. Bloomfield 15	153	0
2016 W. Bloomfield 16	219	0
2017 W. Bloomfield 17	121	1
2018 W. Bloomfield 18	140	0
2019 W. Bloomfield 19	86	0
2020 W. Bloomfield 20	49	0
2021 W. Bloomfield 21	49	0
2022 W. Bloomfield 22	109	1
2023 W. Bloomfield 23	96	1
2024 W. Bloomfield 24	50	0
2901 Farmington Hills 1	115	0
2902 Farmington Hills 2	151	0
2903 Farmington Hills 3	193	1
2904 Farmington Hills 4	189	0
2905 Farmington Hills 5	86	0
2906 Farmington Hills 6	29	1
2907 Farmington Hills 7	196	0
2908 Farmington Hills 8	122	0
2909 Farmington Hills 9	163	0
2910 Farmington Hills 10	161	3
2911 Farmington Hills 11	133	1
2912 Farmington Hills 12	124	0
2913 Farmington Hills 13	136	1
2914 Farmington Hills 14	219	1
2915 Farmington Hills 15	98	0
2916 Farmington Hills 16	189	0
2917 Farmington Hills 17	39	0
2918 Farmington Hills 18	100	0
2919 Farmington Hills 19	101	0
2920 Farmington Hills 20	97	0
2921 Farmington Hills 21	114	3
2922 Farmington Hills 22	105	1
2923 Farmington Hills 23	148	0
2924 Farmington Hills 24	251	1
2925 Farmington Hills 25	161	1
2926 Farmington Hills 26	128	0
2927 Farmington Hills 27	61	0
3401 Keego Harbor 1	131	2
3601 Lathrup Village 1	72	0
3602 Lathrup Village 2	53	0
4001 Oak Park 1	11	0
4002 Oak Park 2	46	1
4003 Oak Park 3	96	0

NUMBERED KEY CANVASS

RUN DATE:08/11/16 12:57 PM

PRIMARY ELECTION
TUESDAY, AUGUST 2, 2016
OAKLAND COUNTY, MICHIGAN
Republican Party

REPORT-EL52

PAGE 0028

VOTES PERCENT

REPRESENTATIVE IN CONGRESS 14TH DISTRICT

Vote for not more than 1

01 = Howard Klausner

02 = WRITE-IN

7,977 99.61
31 .39

(CONTINUED FROM PREVIOUS PAGE)

	01	02
4004 Oak Park 4	30	0
4005 Oak Park 5	7	0
4006 Oak Park 6	31	0
4007 Oak Park 7	12	0
4008 Oak Park 8	9	0
4009 Oak Park 9	10	0
4010 Oak Park 10	5	0
4011 Oak Park 11	17	0
4012 Oak Park 12	12	0
4013 Oak Park 13	8	0
4014 Oak Park 14	36	0
4015 Oak Park 15	31	0
4016 Oak Park 16	51	0
4101 Orchard Lake 1	222	0
4301 Pontiac 1	2	0
4302 Pontiac 2	10	0
4303 Pontiac 3	14	0
4304 Pontiac 4	56	2
4305 Pontiac 5	32	0
4306 Pontiac 6	28	0
4307 Pontiac 7	8	0
4308 Pontiac 8	34	0
4309 Pontiac 9	6	0
4310 Pontiac 10	9	0
4311 Pontiac 11	49	2
4312 Pontiac 12	37	0
4313 Pontiac 13	27	0
4314 Pontiac 14	10	0
4315 Pontiac 15	14	0
4316 Pontiac 16	19	0
4317 Pontiac 17	13	0
4318 Pontiac 18	7	0
4319 Pontiac 19	6	2
4320 Pontiac 20	9	0
4321 Pontiac 21	14	1
4801 Southfield 1	29	0
4802 Southfield 2	67	0
4803 Southfield 3	37	0
4804 Southfield 4	22	0
4805 Southfield 5	26	0
4806 Southfield 6	39	1
4807 Southfield 7	19	0
4808 Southfield 8	18	0
4809 Southfield 9	27	0
4810 Southfield 10	24	0
4811 Southfield 11	14	0
4812 Southfield 12	18	0
4813 Southfield 13	65	0
4814 Southfield 14	69	1
4815 Southfield 15	31	0
4816 Southfield 16	23	0
4817 Southfield 17	35	0
4818 Southfield 18	9	0
4819 Southfield 19	27	0

NUMBERED KEY CANVASS

RUN DATE:08/11/16 12:57 PM

PRIMARY ELECTION
TUESDAY, AUGUST 2, 2016
OAKLAND COUNTY, MICHIGAN
Republican Party

REPORT-EL52

PAGE 0029

REPRESENTATIVE IN CONGRESS 14TH DISTRICT

VOTES PERCENT

Vote for not more than 1

01 = Howard Klausner

7,977 99.61

02 = WRITE-IN

31 .39

(CONTINUED FROM PREVIOUS PAGE)

	01	02
4820 Southfield 20	15	0
4821 Southfield 21	10	0
4822 Southfield 22	9	0
4823 Southfield 23	17	0
4824 Southfield 24	9	0
4825 Southfield 25	20	0
4826 Southfield 26	54	0
4827 Southfield 27	3	0
4828 Southfield 28	10	0
4829 Southfield 29	41	0
4830 Southfield 30	42	0
4831 Southfield 31	16	0
4832 Southfield 32	35	0
4833 Southfield 33	18	0
4834 Southfield 34	42	0
4835 Southfield 35	15	0
4836 Southfield 36	19	0
4901 Sylvan Lake 1	156	0

NUMBERED KEY CANVASS

RUN DATE:08/11/16 12:57 PM

PRIMARY ELECTION
TUESDAY, AUGUST 2, 2016
OAKLAND COUNTY, MICHIGAN
Democratic Party

REPORT-EL52 PAGE 0030

					VOTES	PERCENT			VOTES	PERCENT
REPRESENTATIVE IN CONGRESS 14TH DISTRICT										
Vote for not more than 1										
01 = Brenda L. Lawrence					25,524	87.93	03 = Vanessa Moss		2,296	7.91
02 = Terrance Morrison					1,154	3.98	04 = WRITE-IN		55	.19

					01	02	03	04		

1601 Royal Oak Twp 1	202	6	24	1						
1602 Royal Oak Twp 2	213	7	17	1						
2001 W. Bloomfield 1	280	19	38	0						
2003 W. Bloomfield 3	91	7	14	0						
2006 W. Bloomfield 6	163	12	24	1						
2007 W. Bloomfield 7	232	15	33	0						
2009 W. Bloomfield 9	191	11	24	0						
2010 W. Bloomfield 10	249	17	30	1						
2011 W. Bloomfield 11	301	17	45	0						
2012 W. Bloomfield 12	363	21	38	0						
2013 W. Bloomfield 13	268	25	30	0						
2015 W. Bloomfield 15	358	25	42	0						
2016 W. Bloomfield 16	261	19	26	1						
2017 W. Bloomfield 17	273	25	28	0						
2018 W. Bloomfield 18	177	11	27	1						
2019 W. Bloomfield 19	340	20	23	1						
2020 W. Bloomfield 20	188	20	24	1						
2021 W. Bloomfield 21	179	3	24	0						
2022 W. Bloomfield 22	283	18	34	0						
2023 W. Bloomfield 23	310	15	25	2						
2024 W. Bloomfield 24	151	7	21	0						
2901 Farmington Hills 1	256	14	17	0						
2902 Farmington Hills 2	266	8	23	0						
2903 Farmington Hills 3	305	14	43	0						
2904 Farmington Hills 4	280	10	17	0						
2905 Farmington Hills 5	114	7	10	2						
2906 Farmington Hills 6	78	2	3	0						
2907 Farmington Hills 7	194	8	12	0						
2908 Farmington Hills 8	153	9	14	2						
2909 Farmington Hills 9	196	7	35	0						
2910 Farmington Hills 10	219	19	21	1						
2911 Farmington Hills 11	239	14	30	1						
2912 Farmington Hills 12	258	7	24	0						
2913 Farmington Hills 13	194	17	21	0						
2914 Farmington Hills 14	169	12	32	0						
2915 Farmington Hills 15	98	1	14	0						
2916 Farmington Hills 16	202	6	13	0						
2917 Farmington Hills 17	146	10	22	0						
2918 Farmington Hills 18	149	6	16	2						
2919 Farmington Hills 19	223	12	23	2						
2920 Farmington Hills 20	216	11	29	2						
2921 Farmington Hills 21	143	8	27	3						
2922 Farmington Hills 22	83	7	7	1						
2923 Farmington Hills 23	95	4	6	0						
2924 Farmington Hills 24	172	13	20	0						
2925 Farmington Hills 25	216	17	13	0						
2926 Farmington Hills 26	134	15	24	0						
2927 Farmington Hills 27	118	7	13	0						
3401 Keego Harbor 1	53	3	11	0						
3601 Lathrup Village 1	366	17	31	0						
3602 Lathrup Village 2	340	8	25	1						
4001 Oak Park 1	62	3	4	0						
4002 Oak Park 2	120	8	13	0						
4003 Oak Park 3	199	6	20	1						

NUMBERED KEY CANVASS

RUN DATE:08/11/16 12:57 PM

PRIMARY ELECTION
TUESDAY, AUGUST 2, 2016
OAKLAND COUNTY, MICHIGAN
Democratic Party

REPORT-EL52 PAGE 0031

	VOTES	PERCENT		VOTES	PERCENT
REPRESENTATIVE IN CONGRESS 14TH DISTRICT					
Vote for not more than 1					
01 = Brenda L. Lawrence	25,524	87.93	03 = Vanessa Moss	2,296	7.91
02 = Terrance Morrison	1,154	3.98	04 = WRITE-IN	55	.19

(CONTINUED FROM PREVIOUS PAGE)	01	02	03	04
4004 Oak Park 4	99	4	6	1
4005 Oak Park 5	98	4	9	0
4006 Oak Park 6	217	5	21	0
4007 Oak Park 7	149	3	7	1
4008 Oak Park 8	221	15	14	0
4009 Oak Park 9	214	4	17	1
4010 Oak Park 10	233	7	15	0
4011 Oak Park 11	81	7	6	1
4012 Oak Park 12	218	6	22	0
4013 Oak Park 13	258	5	12	0
4014 Oak Park 14	173	12	30	0
4015 Oak Park 15	143	5	25	1
4016 Oak Park 16	125	12	29	0
4101 Orchard Lake 1	76	6	9	0
4301 Pontiac 1	282	9	20	0
4302 Pontiac 2	131	3	4	0
4303 Pontiac 3	262	14	14	1
4304 Pontiac 4	130	6	12	0
4305 Pontiac 5	167	8	12	1
4306 Pontiac 6	137	11	11	1
4307 Pontiac 7	15	2	4	0
4308 Pontiac 8	47	6	8	0
4309 Pontiac 9	48	7	4	1
4310 Pontiac 10	17	3	1	0
4311 Pontiac 11	118	13	8	0
4312 Pontiac 12	78	13	5	0
4313 Pontiac 13	124	12	11	0
4314 Pontiac 14	74	3	4	1
4315 Pontiac 15	246	11	14	1
4316 Pontiac 16	198	9	13	0
4317 Pontiac 17	97	7	3	0
4318 Pontiac 18	44	6	5	1
4319 Pontiac 19	159	19	17	0
4320 Pontiac 20	195	12	13	0
4321 Pontiac 21	213	10	5	1
4801 Southfield 1	287	8	20	0
4802 Southfield 2	365	13	18	2
4803 Southfield 3	211	10	11	0
4804 Southfield 4	252	7	16	0
4805 Southfield 5	150	4	6	0
4806 Southfield 6	239	12	22	0
4807 Southfield 7	372	6	17	0
4808 Southfield 8	237	8	14	1
4809 Southfield 9	156	6	18	0
4810 Southfield 10	222	10	18	0
4811 Southfield 11	270	7	16	0
4812 Southfield 12	281	4	17	0
4813 Southfield 13	333	6	22	0
4814 Southfield 14	179	9	8	0
4815 Southfield 15	203	3	6	1
4816 Southfield 16	292	7	18	0
4817 Southfield 17	304	7	20	0
4818 Southfield 18	254	11	20	1
4819 Southfield 19	146	2	15	0

NUMBERED KEY CANVASS

RUN DATE:08/11/16 12:57 PM

PRIMARY ELECTION
TUESDAY, AUGUST 2, 2016
OAKLAND COUNTY, MICHIGAN
Democratic Party

REPORT-EL52 PAGE 0032

		VOTES	PERCENT		VOTES	PERCENT
REPRESENTATIVE IN CONGRESS 14TH DISTRICT						
Vote for not more than 1						
01 = Brenda L. Lawrence		25,524	87.93	03 = Vanessa Moss	2,296	7.91
02 = Terrance Morrison		1,154	3.98	04 = WRITE-IN	55	.19

(CONTINUED FROM PREVIOUS PAGE)	01	02	03	04
4820 Southfield 20	335	5	16	0
4821 Southfield 21	341	12	25	0
4822 Southfield 22	353	3	33	0
4823 Southfield 23	297	4	15	0
4824 Southfield 24	198	7	9	2
4825 Southfield 25	322	3	34	1
4826 Southfield 26	357	0	20	1
4827 Southfield 27	187	9	12	2
4828 Southfield 28	115	3	17	0
4829 Southfield 29	345	8	29	0
4830 Southfield 30	338	8	19	1
4831 Southfield 31	277	1	19	0
4832 Southfield 32	238	8	27	0
4833 Southfield 33	309	9	23	1
4834 Southfield 34	145	2	22	0
4835 Southfield 35	140	7	10	0
4836 Southfield 36	132	8	8	0
4901 Sylvan Lake 1	126	8	22	1

NUMBERED KEY CANVASS

RUN DATE:08/11/16 12:57 PM

PRIMARY ELECTION
TUESDAY, AUGUST 2, 2016
OAKLAND COUNTY, MICHIGAN
Republican Party

REPORT-EL52

PAGE 0033

REPRESENTATIVE IN STATE LEGISLATURE 26TH DISTRICT

VOTES PERCENT

Vote for not more than 1

01 = Randy LeVasseur

3,969 99.52

02 = WRITE-IN

19 .48

	01	02
3701 Madison Heights 1	51	1
3702 Madison Heights 2	79	2
3703 Madison Heights 3	51	2
3704 Madison Heights 4	77	1
3705 Madison Heights 5	80	0
3706 Madison Heights 6	15	2
3707 Madison Heights 7	180	0
3708 Madison Heights 8	175	0
3709 Madison Heights 9	134	0
3710 Madison Heights 10	131	0
3711 Madison Heights 11	42	0
4601 Royal Oak 1	79	1
4602 Royal Oak 2	113	1
4603 Royal Oak 3	69	1
4604 Royal Oak 4	65	1
4605 Royal Oak 5	64	0
4606 Royal Oak 6	115	0
4607 Royal Oak 7	95	1
4608 Royal Oak 8	219	0
4609 Royal Oak 9	108	0
4610 Royal Oak 10	96	0
4611 Royal Oak 11	81	0
4612 Royal Oak 12	123	0
4613 Royal Oak 13	164	1
4614 Royal Oak 14	164	0
4615 Royal Oak 15	48	0
4616 Royal Oak 16	235	1
4617 Royal Oak 17	150	1
4618 Royal Oak 18	100	1
4619 Royal Oak 19	191	0
4620 Royal Oak 20	165	1
4621 Royal Oak 21	123	1
4622 Royal Oak 22	208	0
4623 Royal Oak 23	100	0
4624 Royal Oak 24	79	0

NUMBERED KEY CANVASS

RUN DATE:08/11/16 12:57 PM

PRIMARY ELECTION
TUESDAY, AUGUST 2, 2016
OAKLAND COUNTY, MICHIGAN
Democratic Party

REPORT-EL52

PAGE 0034

REPRESENTATIVE IN STATE LEGISLATURE 26TH DISTRICT

	VOTES	PERCENT
Vote for not more than 1		
01 = Jim Ellison	6,561	99.53
02 = WRITE-IN	31	.47

	01	02
3701 Madison Heights 1	93	0
3702 Madison Heights 2	107	0
3703 Madison Heights 3	83	1
3704 Madison Heights 4	83	1
3705 Madison Heights 5	114	0
3706 Madison Heights 6	37	1
3707 Madison Heights 7	196	2
3708 Madison Heights 8	224	0
3709 Madison Heights 9	157	0
3710 Madison Heights 10	126	1
3711 Madison Heights 11	97	1
4601 Royal Oak 1	272	0
4602 Royal Oak 2	212	2
4603 Royal Oak 3	149	2
4604 Royal Oak 4	179	1
4605 Royal Oak 5	195	0
4606 Royal Oak 6	344	0
4607 Royal Oak 7	176	0
4608 Royal Oak 8	321	2
4609 Royal Oak 9	340	1
4610 Royal Oak 10	209	0
4611 Royal Oak 11	160	3
4612 Royal Oak 12	163	0
4613 Royal Oak 13	251	1
4614 Royal Oak 14	193	1
4615 Royal Oak 15	110	0
4616 Royal Oak 16	300	1
4617 Royal Oak 17	238	5
4618 Royal Oak 18	194	1
4619 Royal Oak 19	284	0
4620 Royal Oak 20	227	2
4621 Royal Oak 21	216	1
4622 Royal Oak 22	227	1
4623 Royal Oak 23	153	0
4624 Royal Oak 24	131	0

NUMBERED KEY CANVASS

RUN DATE:08/11/16 12:57 PM

PRIMARY ELECTION
TUESDAY, AUGUST 2, 2016
OAKLAND COUNTY, MICHIGAN
Republican Party

REPORT-EL52 PAGE 0035

	VOTES	PERCENT		VOTES	PERCENT
REPRESENTATIVE IN STATE LEGISLATURE 27TH DISTRICT					
Vote for not more than 1					
01 = Kyle Forrest	1,275	57.77			
02 = Stefan Graziano	922	41.78	03 = WRITE-IN	10	.45

	01	02	03
1601 Royal Oak Twp 1	0	0	0
1602 Royal Oak Twp 2	0	1	0
2301 Berkley 1	65	39	1
2302 Berkley 2	44	60	0
2303 Berkley 3	60	27	0
2304 Berkley 4	47	39	1
2305 Berkley 5	38	19	0
2306 Berkley 6	36	23	0
2307 Berkley 7	60	41	0
3101 Ferndale 1	69	49	0
3102 Ferndale 2	33	19	0
3103 Ferndale 3	27	27	1
3104 Ferndale 4	48	28	2
3105 Ferndale 5	35	22	0
3106 Ferndale 6	47	21	0
3107 Ferndale 7	32	22	1
3108 Ferndale 8	9	8	0
3109 Ferndale 9	29	35	0
3201 Hazel Park 1	55	27	0
3202 Hazel Park 2	16	22	0
3203 Hazel Park 3	62	30	1
3204 Hazel Park 4	25	15	0
3205 Hazel Park 5	59	25	0
3301 Huntington Woods 1	19	9	0
3302 Huntington Woods 2	26	18	0
3303 Huntington Woods 3	22	23	0
3304 Huntington Woods 4	19	10	0
3305 Huntington Woods 5	16	22	0
4001 Oak Park 1	4	6	0
4002 Oak Park 2	24	12	1
4003 Oak Park 3	36	41	0
4004 Oak Park 4	13	16	0
4005 Oak Park 5	4	3	0
4006 Oak Park 6	12	13	1
4007 Oak Park 7	4	5	0
4008 Oak Park 8	2	6	0
4009 Oak Park 9	5	3	0
4010 Oak Park 10	4	3	0
4011 Oak Park 11	9	7	0
4012 Oak Park 12	3	7	0
4013 Oak Park 13	1	8	0
4014 Oak Park 14	22	15	0
4015 Oak Park 15	19	11	0
4016 Oak Park 16	24	26	1
4201 Pleasant Ridge 1	50	29	0
4202 Pleasant Ridge 2	41	30	0

NUMBERED KEY CANVASS

RUN DATE:08/11/16 12:57 PM

PRIMARY ELECTION
TUESDAY, AUGUST 2, 2016
OAKLAND COUNTY, MICHIGAN
Democratic Party

REPORT-EL52

PAGE 0036

VOTES PERCENT

REPRESENTATIVE IN STATE LEGISLATURE 27TH DISTRICT

Vote for not more than 1

01 = Robert Wittenberg

02 = WRITE-IN

9,567 99.46
52 .54

	01	02
1601 Royal Oak Twp 1	191	3
1602 Royal Oak Twp 2	195	6
2301 Berkley 1	254	1
2302 Berkley 2	229	0
2303 Berkley 3	217	1
2304 Berkley 4	214	0
2305 Berkley 5	172	1
2306 Berkley 6	144	1
2307 Berkley 7	197	1
3101 Ferndale 1	502	1
3102 Ferndale 2	281	0
3103 Ferndale 3	310	1
3104 Ferndale 4	217	3
3105 Ferndale 5	288	0
3106 Ferndale 6	175	0
3107 Ferndale 7	176	1
3108 Ferndale 8	145	0
3109 Ferndale 9	377	0
3201 Hazel Park 1	149	1
3202 Hazel Park 2	108	0
3203 Hazel Park 3	123	0
3204 Hazel Park 4	108	2
3205 Hazel Park 5	172	1
3301 Huntington Woods 1	293	1
3302 Huntington Woods 2	233	1
3303 Huntington Woods 3	229	0
3304 Huntington Woods 4	288	0
3305 Huntington Woods 5	243	0
4001 Oak Park 1	64	0
4002 Oak Park 2	137	1
4003 Oak Park 3	220	1
4004 Oak Park 4	103	0
4005 Oak Park 5	102	2
4006 Oak Park 6	219	0
4007 Oak Park 7	144	2
4008 Oak Park 8	224	2
4009 Oak Park 9	214	2
4010 Oak Park 10	220	2
4011 Oak Park 11	88	0
4012 Oak Park 12	227	1
4013 Oak Park 13	253	2
4014 Oak Park 14	196	3
4015 Oak Park 15	164	3
4016 Oak Park 16	160	3
4201 Pleasant Ridge 1	279	1
4202 Pleasant Ridge 2	323	1

NUMBERED KEY CANVASS

RUN DATE:08/11/16 12:57 PM

PRIMARY ELECTION
TUESDAY, AUGUST 2, 2016
OAKLAND COUNTY, MICHIGAN
Republican Party

REPDR-EL52 PAGE 0037

VOTES				PERCENT		VOTES		PERCENT	
REPRESENTATIVE IN STATE LEGISLATURE 29TH DISTRICT									
Vote for not more than 1									
01 = Garren W. Griffith				1,098	56.54				
02 = Peter Trzos				837	43.10	03 = WRITE-IN		7	.36

				01	02	03			

2201 Auburn Hills 1				54	27	1			
2202 Auburn Hills 2				30	23	0			
2203 Auburn Hills 3				61	23	0			
2204 Auburn Hills 4				57	40	0			
2205 Auburn Hills 5				86	48	0			
2206 Auburn Hills 6				161	116	1			
2207 Auburn Hills 7				71	24	0			
2208 Auburn Hills 8				39	31	1			
2209 Auburn Hills 9				57	11	0			
3401 Keego Harbor 1				92	66	0			
4101 Orchard Lake 1				101	136	0			
4301 Pontiac 1				1	1	0			
4302 Pontiac 2				3	7	1			
4303 Pontiac 3				8	7	0			
4304 Pontiac 4				31	23	2			
4305 Pontiac 5				12	23	0			
4306 Pontiac 6				10	15	0			
4307 Pontiac 7				3	3	0			
4308 Pontiac 8				21	13	0			
4309 Pontiac 9				3	2	0			
4310 Pontiac 10				7	3	0			
4311 Pontiac 11				30	29	0			
4312 Pontiac 12				20	18	0			
4313 Pontiac 13				17	12	0			
4314 Pontiac 14				6	4	0			
4315 Pontiac 15				11	5	0			
4316 Pontiac 16				8	9	0			
4317 Pontiac 17				9	4	0			
4318 Pontiac 18				6	1	0			
4319 Pontiac 19				3	3	1			
4320 Pontiac 20				6	3	0			
4321 Pontiac 21				8	6	0			
4901 Sylvan Lake 1				66	101	0			

NUMBERED KEY CANVASS

RUN DATE:08/11/16 12:57 PM

PRIMARY ELECTION
TUESDAY, AUGUST 2, 2016
OAKLAND COUNTY, MICHIGAN
Democratic Party

REPORT-EL52

PAGE 003B

REPRESENTATIVE IN STATE LEGISLATURE 29TH DISTRICT

	VOTES	PERCENT
Vote for not more than 1		
01 = Tim Greime1	4,502	99.36
02 = WRITE-IN	29	.64

	01	02
2201 Auburn Hills 1	65	0
2202 Auburn Hills 2	135	0
2203 Auburn Hills 3	116	1
2204 Auburn Hills 4	101	0
2205 Auburn Hills 5	117	1
2206 Auburn Hills 6	192	0
2207 Auburn Hills 7	208	0
2208 Auburn Hills 8	123	0
2209 Auburn Hills 9	75	0
3401 Keego Harbor 1	62	3
4101 Orchard Lake 1	88	0
4301 Pontiac 1	301	3
4302 Pontiac 2	131	1
4303 Pontiac 3	281	1
4304 Pontiac 4	141	1
4305 Pontiac 5	178	1
4306 Pontiac 6	158	1
4307 Pontiac 7	19	0
4308 Pontiac 8	62	2
4309 Pontiac 9	59	2
4310 Pontiac 10	21	0
4311 Pontiac 11	142	0
4312 Pontiac 12	96	1
4313 Pontiac 13	142	0
4314 Pontiac 14	79	1
4315 Pontiac 15	264	2
4316 Pontiac 16	212	1
4317 Pontiac 17	105	1
4318 Pontiac 18	57	0
4319 Pontiac 19	191	2
4320 Pontiac 20	212	2
4321 Pontiac 21	224	1
4901 Sylvan Lake 1	145	1

NUMBERED KEY CANVASS

RUN DATE:08/11/16 12:57 PM

PRIMARY ELECTION
TUESDAY, AUGUST 2, 2016
OAKLAND COUNTY, MICHIGAN
Republican Party

REPORT-EL52

PAGE 0039

REPRESENTATIVE IN STATE LEGISLATURE 35TH DISTRICT

	VOTES	PERCENT
Vote for not more than 1		
01 = Robert Brim	2,155	99.72
02 = WRITE-IN	6	.28

	01	02
1701 Southfield Twp 1	64	1
1702 Southfield Twp 2	72	0
1703 Southfield Twp 3	90	0
1704 Southfield Twp 4	180	0
1705 Southfield Twp 5	119	0
1706 Southfield Twp 6	182	0
1707 Southfield Twp 7	117	0
1708 Southfield Twp 8	103	0
1709 Southfield Twp 9	78	0
1710 Southfield Twp 10	115	0
3601 Lathrup Village 1	69	0
3602 Lathrup Village 2	52	1
4801 Southfield 1	28	0
4802 Southfield 2	67	0
4803 Southfield 3	37	0
4804 Southfield 4	24	0
4805 Southfield 5	24	1
4806 Southfield 6	38	1
4807 Southfield 7	19	0
4808 Southfield 8	18	0
4809 Southfield 9	27	0
4810 Southfield 10	22	0
4811 Southfield 11	14	0
4812 Southfield 12	17	0
4813 Southfield 13	48	1
4814 Southfield 14	43	0
4815 Southfield 15	31	0
4816 Southfield 16	22	0
4817 Southfield 17	32	0
4818 Southfield 18	9	0
4819 Southfield 19	27	0
4820 Southfield 20	14	0
4821 Southfield 21	10	0
4822 Southfield 22	9	0
4823 Southfield 23	15	0
4824 Southfield 24	8	0
4825 Southfield 25	18	0
4826 Southfield 26	48	0
4827 Southfield 27	5	0
4828 Southfield 28	11	0
4829 Southfield 29	41	0
4830 Southfield 30	42	0
4831 Southfield 31	16	0
4832 Southfield 32	35	0
4833 Southfield 33	18	1
4834 Southfield 34	44	0
4835 Southfield 35	15	0
4836 Southfield 36	18	0

NUMBERED KEY CANVASS

RUN DATE:08/11/16 12:57 PM

PRIMARY ELECTION
TUESDAY, AUGUST 2, 2016
OAKLAND COUNTY, MICHIGAN
Democratic Party

REPORT-EL52

PAGE 0040

REPRESENTATIVE IN STATE LEGISLATURE 35TH DISTRICT

	VOTES	PERCENT
Vote for not more than 1		
01 = Jeremy Moss	11,220	99.63
02 = WRITE-IN	42	.37

	01	02
1701 Southfield Twp 1	93	0
1702 Southfield Twp 2	113	0
1703 Southfield Twp 3	75	0
1704 Southfield Twp 4	131	0
1705 Southfield Twp 5	165	1
1706 Southfield Twp 6	199	0
1707 Southfield Twp 7	109	0
1708 Southfield Twp 8	136	0
1709 Southfield Twp 9	126	0
1710 Southfield Twp 10	109	1
3601 Lathrup Village 1	366	0
3602 Lathrup Village 2	346	2
4801 Southfield 1	286	1
4802 Southfield 2	369	1
4803 Southfield 3	213	1
4804 Southfield 4	254	1
4805 Southfield 5	145	1
4806 Southfield 6	246	0
4807 Southfield 7	357	2
4808 Southfield 8	242	1
4809 Southfield 9	168	0
4810 Southfield 10	233	0
4811 Southfield 11	270	0
4812 Southfield 12	283	2
4813 Southfield 13	330	0
4814 Southfield 14	181	0
4815 Southfield 15	196	0
4816 Southfield 16	290	2
4817 Southfield 17	307	1
4818 Southfield 18	266	2
4819 Southfield 19	142	0
4820 Southfield 20	326	1
4821 Southfield 21	346	4
4822 Southfield 22	353	3
4823 Southfield 23	289	2
4824 Southfield 24	205	3
4825 Southfield 25	334	0
4826 Southfield 26	344	2
4827 Southfield 27	186	1
4828 Southfield 28	124	0
4829 Southfield 29	354	2
4830 Southfield 30	343	0
4831 Southfield 31	264	3
4832 Southfield 32	256	0
4833 Southfield 33	311	0
4834 Southfield 34	159	0
4835 Southfield 35	148	2
4836 Southfield 36	132	0

NUMBERED KEY CANVASS

RUN DATE:08/11/16 12:57 PM

PRIMARY ELECTION
TUESDAY, AUGUST 2, 2016
OAKLAND COUNTY, MICHIGAN
Republican Party

REPORT-EL52 PAGE 0041

VOTES			PERCENT	VOTES		PERCENT
REPRESENTATIVE IN STATE LEGISLATURE 37TH DISTRICT						
Vote for not more than 1						
01 = Matt Beer			1,742	42.78		
02 = Mitch Swoboda			2,316	56.88	03 = WRITE-IN	14 .34

			01	02	03	

2801 Farmington 1			45	41	0	
2802 Farmington 2			46	79	0	
2803 Farmington 3			50	41	0	
2804 Farmington 4			22	30	0	
2805 Farmington 5			49	40	0	
2806 Farmington 6			31	64	0	
2901 Farmington Hills 1			57	58	0	
2902 Farmington Hills 2			48	97	0	
2903 Farmington Hills 3			81	106	0	
2904 Farmington Hills 4			68	115	1	
2905 Farmington Hills 5			34	42	0	
2906 Farmington Hills 6			12	16	0	
2907 Farmington Hills 7			85	99	1	
2908 Farmington Hills 8			56	61	0	
2909 Farmington Hills 9			71	86	0	
2910 Farmington Hills 10			66	89	2	
2911 Farmington Hills 11			72	62	0	
2912 Farmington Hills 12			53	63	1	
2913 Farmington Hills 13			54	79	0	
2914 Farmington Hills 14			92	116	0	
2915 Farmington Hills 15			37	63	0	
2916 Farmington Hills 16			65	123	1	
2917 Farmington Hills 17			15	21	0	
2918 Farmington Hills 18			38	63	0	
2919 Farmington Hills 19			42	59	0	
2920 Farmington Hills 20			48	54	0	
2921 Farmington Hills 21			65	47	2	
2922 Farmington Hills 22			33	74	1	
2923 Farmington Hills 23			64	85	0	
2924 Farmington Hills 24			87	161	1	
2925 Farmington Hills 25			72	80	2	
2926 Farmington Hills 26			48	75	2	
2927 Farmington Hills 27			36	27	0	

NUMBERED KEY CANVASS

RUN DATE:08/11/16 12:57 PM

PRIMARY ELECTION
TUESDAY, AUGUST 2, 2016
OAKLAND COUNTY, MICHIGAN
Democratic Party

REPORT-EL52

PAGE 0042

REPRESENTATIVE IN STATE LEGISLATURE 37TH DISTRICT

VOTES PERCENT

Vote for not more than 1

01 = Christine Greig

02 = WRITE-IN

6,118 99.76
15 .24

	01	02
2801 Farmington 1	132	0
2802 Farmington 2	167	2
2803 Farmington 3	126	0
2804 Farmington 4	128	0
2805 Farmington 5	151	1
2806 Farmington 6	115	0
2901 Farmington Hills 1	257	2
2902 Farmington Hills 2	267	2
2903 Farmington Hills 3	328	1
2904 Farmington Hills 4	274	0
2905 Farmington Hills 5	124	0
2906 Farmington Hills 6	76	0
2907 Farmington Hills 7	206	0
2908 Farmington Hills 8	179	0
2909 Farmington Hills 9	219	0
2910 Farmington Hills 10	240	1
2911 Farmington Hills 11	265	0
2912 Farmington Hills 12	261	1
2913 Farmington Hills 13	201	0
2914 Farmington Hills 14	205	0
2915 Farmington Hills 15	105	1
2916 Farmington Hills 16	212	1
2917 Farmington Hills 17	156	0
2918 Farmington Hills 18	165	0
2919 Farmington Hills 19	232	0
2920 Farmington Hills 20	237	1
2921 Farmington Hills 21	173	0
2922 Farmington Hills 22	99	0
2923 Farmington Hills 23	104	0
2924 Farmington Hills 24	188	1
2925 Farmington Hills 25	232	0
2926 Farmington Hills 26	164	0
2927 Farmington Hills 27	130	1

NUMBERED KEY CANVASS

RUN DATE:08/11/16 12:57 PM

PRIMARY ELECTION
TUESDAY, AUGUST 2, 2016
OAKLAND COUNTY, MICHIGAN
Republican Party

REPORT-EL52 PAGE 0043

REPRESENTATIVE IN STATE LEGISLATURE 38TH DISTRICT				VOTES	PERCENT		VOTES	PERCENT
Vote for not more than 1								
01 = Kathy S. Crawford				5,266	68.94			
02 = Carson Daniel Lauffer				2,359	30.88	03 = WRITE-IN	14	.18
	01	02	03					
0901 Lyon 1	257	78	2					
0902 Lyon 2	275	139	1					
0903 Lyon 3	185	90	0					
0904 Lyon 4	183	124	2					
0905 Lyon 5	283	119	0					
0906 Lyon 6	388	178	0					
1101 Novi Twp 1	10	6	0					
3802 Northville 2	186	124	0					
3901 Novi 1	190	96	0					
3902 Novi 2	173	66	0					
3903 Novi 3	115	61	1					
3904 Novi 4	129	61	1					
3905 Novi 5	71	25	0					
3906 Novi 6	148	56	1					
3907 Novi 7	114	42	0					
3908 Novi 8	114	47	0					
3909 Novi 9	212	76	0					
3910 Novi 10	247	71	0					
3911 Novi 11	105	27	1					
3912 Novi 12	44	28	0					
3913 Novi 13	49	19	0					
3914 Novi 14	118	42	0					
3915 Novi 15	160	60	0					
3916 Novi 16	170	85	2					
3917 Novi 17	133	63	0					
3918 Novi 18	210	89	1					
3919 Novi 19	58	23	0					
3920 Novi 20	126	64	0					
3921 Novi 21	93	24	0					
3922 Novi 22	20	10	0					
4701 South Lyon 1	202	80	0					
4702 South Lyon 2	81	50	0					
4703 South Lyon 3	134	44	1					
4704 South Lyon 4	46	24	0					
5101 Walled Lake 1	113	70	1					
5102 Walled Lake 2	124	98	0					

NUMBERED KEY CANVASS

RUN DATE:08/11/16 12:57 PM

PRIMARY ELECTION
TUESDAY, AUGUST 2, 2016
OAKLAND COUNTY, MICHIGAN
Democratic Party

REPORT-EL52 PAGE 0044

	VOTES PERCENT			VOTES PERCENT	
REPRESENTATIVE IN STATE LEGISLATURE 38TH DISTRICT					
Vote for not more than 1					
01 = Jason G. W. Dorsch	569	15.71			
02 = Amy McCusker	3,045	84.07	03 = WRITE-IN	8	.22
	01	02	03		
0901 Lyon 1	20	70	0		
0902 Lyon 2	10	89	0		
0903 Lyon 3	16	53	0		
0904 Lyon 4	14	58	0		
0905 Lyon 5	16	97	0		
0906 Lyon 6	24	104	1		
1101 Novi Twp 1	3	10	0		
3802 Northville 2	9	152	0		
3901 Novi 1	19	110	1		
3902 Novi 2	12	124	0		
3903 Novi 3	40	110	0		
3904 Novi 4	15	125	1		
3905 Novi 5	17	57	0		
3906 Novi 6	21	114	0		
3907 Novi 7	19	75	1		
3908 Novi 8	14	83	0		
3909 Novi 9	30	143	0		
3910 Novi 10	17	123	0		
3911 Novi 11	11	80	0		
3912 Novi 12	23	89	1		
3913 Novi 13	15	55	0		
3914 Novi 14	12	64	0		
3915 Novi 15	21	77	0		
3916 Novi 16	16	89	1		
3917 Novi 17	23	86	0		
3918 Novi 18	11	121	0		
3919 Novi 19	5	35	0		
3920 Novi 20	8	63	0		
3921 Novi 21	13	54	0		
3922 Novi 22	10	40	0		
4701 South Lyon 1	23	114	2		
4702 South Lyon 2	5	64	0		
4703 South Lyon 3	12	70	0		
4704 South Lyon 4	5	35	0		
5101 Walled Lake 1	24	104	0		
5102 Walled Lake 2	16	108	0		

NUMBERED KEY CANVASS

RUN DATE:08/11/16 12:57 PM

PRIMARY ELECTION
TUESDAY, AUGUST 2, 2016
OAKLAND COUNTY, MICHIGAN
Republican Party

REPORT-EL52

PAGE 0045

REPRESENTATIVE IN STATE LEGISLATURE 39TH DISTRICT

VOTES PERCENT

Vote for not more than 1

01 = Klint Kesto

5,802 98.81

02 = WRITE-IN

70 1.19

01 02

0401 Commerce 1	155	6
0402 Commerce 2	211	3
0403 Commerce 3	248	2
0404 Commerce 4	216	0
0405 Commerce 5	267	7
0406 Commerce 6	158	5
0407 Commerce 7	359	4
0408 Commerce 8	252	5
0409 Commerce 9	228	3
0410 Commerce 10	212	6
0411 Commerce 11	203	0
0412 Commerce 12	126	3
0413 Commerce 13	203	2
0414 Commerce 14	88	1
0415 Commerce 15	237	1
2002 W. Bloomfield 2	162	2
2004 W. Bloomfield 4	167	0
2005 W. Bloomfield 5	191	3
2006 W. Bloomfield 6	59	0
2008 W. Bloomfield 8	224	4
2012 W. Bloomfield 12	83	0
2014 W. Bloomfield 14	144	0
2018 W. Bloomfield 18	149	0
2020 W. Bloomfield 20	49	0
2021 W. Bloomfield 21	52	0
2022 W. Bloomfield 22	117	1
2023 W. Bloomfield 23	101	1
2024 W. Bloomfield 24	55	0
2025 W. Bloomfield 25	188	2
5201 Wixom 1	278	2
5202 Wixom 2	248	2
5203 Wixom 3	89	1
5204 Wixom 4	283	4

NUMBERED KEY CANVASS

RUN DATE:08/11/16 12:57 PM

PRIMARY ELECTION
TUESDAY, AUGUST 2, 2016
OAKLAND COUNTY, MICHIGAN
Democratic Party

REPORT-EL52

PAGE 0046

REPRESENTATIVE IN STATE LEGISLATURE 39TH DISTRICT

	VOTES	PERCENT
Vote for not more than 1		
01 = Michael Stack	4,518	99.69
02 = WRITE-IN	14	.31

	01	02
0401 Commerce 1	56	0
0402 Commerce 2	85	1
0403 Commerce 3	182	1
0404 Commerce 4	72	0
0405 Commerce 5	98	0
0406 Commerce 6	72	0
0407 Commerce 7	57	0
0408 Commerce 8	76	1
0409 Commerce 9	92	0
0410 Commerce 10	97	0
0411 Commerce 11	89	0
0412 Commerce 12	86	0
0413 Commerce 13	78	0
0414 Commerce 14	35	0
0415 Commerce 15	74	0
2002 W. Bloomfield 2	166	0
2004 W. Bloomfield 4	186	1
2005 W. Bloomfield 5	150	0
2006 W. Bloomfield 6	162	0
2008 W. Bloomfield 8	148	0
2012 W. Bloomfield 12	361	1
2014 W. Bloomfield 14	103	0
2018 W. Bloomfield 18	170	3
2020 W. Bloomfield 20	190	0
2021 W. Bloomfield 21	178	1
2022 W. Bloomfield 22	276	0
2023 W. Bloomfield 23	309	0
2024 W. Bloomfield 24	148	2
2025 W. Bloomfield 25	192	0
5201 Wixom 1	140	0
5202 Wixom 2	117	0
5203 Wixom 3	126	2
5204 Wixom 4	147	1

NUMBERED KEY CANVASS

RUN DATE:08/11/16 12:57 PM

PRIMARY ELECTION
TUESDAY, AUGUST 2, 2016
OAKLAND COUNTY, MICHIGAN
Republican Party

REPORT-EL52

PAGE 0047

VOTES PERCENT

REPRESENTATIVE IN STATE LEGISLATURE 40TH DISTRICT

Vote for not more than 1

01 = Michael D. McCready

02 = WRITE-IN

9,863 99.69
31 .31

	01	02
0201 Bloomfield 1	185	0
0202 Bloomfield 2	126	0
0203 Bloomfield 3	228	0
0204 Bloomfield 4	213	0
0205 Bloomfield 5	157	0
0206 Bloomfield 6	279	3
0207 Bloomfield 7	102	0
0208 Bloomfield 8	510	0
0209 Bloomfield 9	325	0
0210 Bloomfield 10	249	1
0211 Bloomfield 11	251	2
0212 Bloomfield 12	202	2
0213 Bloomfield 13	207	0
0214 Bloomfield 14	288	1
0215 Bloomfield 15	160	0
0216 Bloomfield 16	167	0
0217 Bloomfield 17	91	1
0218 Bloomfield 18	183	0
0219 Bloomfield 19	222	2
0220 Bloomfield 20	142	0
0221 Bloomfield 21	280	2
0222 Bloomfield 22	231	1
0223 Bloomfield 23	235	0
0224 Bloomfield 24	174	0
0225 Bloomfield 25	30	0
0226 Bloomfield 26	198	0
0227 Bloomfield 27	77	0
0228 Bloomfield 28	134	1
0229 Bloomfield 29	195	0
0230 Bloomfield 30	271	1
0231 Bloomfield 31	205	0
0232 Bloomfield 32	195	1
2001 W. Bloomfield 1	133	1
2003 W. Bloomfield 3	113	0
2007 W. Bloomfield 7	76	0
2009 W. Bloomfield 9	88	0
2010 W. Bloomfield 10	146	0
2011 W. Bloomfield 11	82	1
2013 W. Bloomfield 13	116	0
2015 W. Bloomfield 15	155	0
2016 W. Bloomfield 16	217	1
2017 W. Bloomfield 17	129	0
2019 W. Bloomfield 19	88	0
2401 Birmingham 1	214	0
2402 Birmingham 2	218	1
2403 Birmingham 3	151	1
2404 Birmingham 4	197	1
2405 Birmingham 5	183	1
2406 Birmingham 6	198	0
2407 Birmingham 7	116	2
2408 Birmingham 8	127	0
2409 Birmingham 9	102	2
2501 Bloomfield Hills 1	297	2
2502 Bloomfield Hills 2	205	0

NUMBERED KEY CANVASS

RUN DATE:08/11/16 12:57 PM

PRIMARY ELECTION
TUESDAY, AUGUST 2, 2016
OAKLAND COUNTY, MICHIGAN
Democratic Party

REPORT-EL52

PAGE 0048

REPRESENTATIVE IN STATE LEGISLATURE 40TH DISTRICT

	VOTES	PERCENT
Vote for not more than 1		
01 = Nicole Bedi	5,591	99.82
02 = WRITE-IN	10	.18

	01	02
0201 Bloomfield 1	52	0
0202 Bloomfield 2	42	0
0203 Bloomfield 3	88	0
0204 Bloomfield 4	48	0
0205 Bloomfield 5	44	0
0206 Bloomfield 6	51	0
0207 Bloomfield 7	41	0
0208 Bloomfield 8	53	0
0209 Bloomfield 9	84	0
0210 Bloomfield 10	97	0
0211 Bloomfield 11	108	0
0212 Bloomfield 12	62	0
0213 Bloomfield 13	60	0
0214 Bloomfield 14	44	0
0215 Bloomfield 15	41	0
0216 Bloomfield 16	58	0
0217 Bloomfield 17	37	0
0218 Bloomfield 18	55	0
0219 Bloomfield 19	53	0
0220 Bloomfield 20	85	0
0221 Bloomfield 21	87	0
0222 Bloomfield 22	91	0
0223 Bloomfield 23	27	0
0224 Bloomfield 24	41	0
0225 Bloomfield 25	44	0
0226 Bloomfield 26	38	0
0227 Bloomfield 27	71	0
0228 Bloomfield 28	24	0
0229 Bloomfield 29	22	0
0230 Bloomfield 30	76	0
0231 Bloomfield 31	37	0
0232 Bloomfield 32	81	0
2001 W. Bloomfield 1	253	0
2003 W. Bloomfield 3	90	0
2007 W. Bloomfield 7	215	1
2009 W. Bloomfield 9	178	0
2010 W. Bloomfield 10	209	0
2011 W. Bloomfield 11	295	2
2013 W. Bloomfield 13	244	2
2015 W. Bloomfield 15	341	0
2016 W. Bloomfield 16	233	1
2017 W. Bloomfield 17	243	1
2019 W. Bloomfield 19	305	1
2401 Birmingham 1	119	0
2402 Birmingham 2	136	1
2403 Birmingham 3	123	0
2404 Birmingham 4	100	0
2405 Birmingham 5	136	0
2406 Birmingham 6	114	0
2407 Birmingham 7	111	0
2408 Birmingham 8	97	1
2409 Birmingham 9	88	0
2501 Bloomfield Hills 1	69	0
2502 Bloomfield Hills 2	50	0

NUMBERED KEY CANVASS

RUN DATE:08/11/16 12:57 PM

PRIMARY ELECTION
TUESDAY, AUGUST 2, 2016
OAKLAND COUNTY, MICHIGAN
Republican Party

REPORT-EL52 PAGE 0049

VOTES				PERCENT	VOTES		PERCENT
REPRESENTATIVE IN STATE LEGISLATURE 41ST DISTRICT							
Vote for not more than 1							
01 = Martin Howrylak		5,251	B3.36				
02 = Ryan Manier		1,041	16.53	03 = WRITE-IN		7	.11

		01	02	03			

2701 Clawson 1		161	18	0			
2702 Clawson 2		99	26	0			
2703 Clawson 3		123	22	1			
2704 Clawson 4		113	17	0			
2705 Clawson 5		176	23	0			
5001 Troy 1		72	11	1			
5002 Troy 2		243	38	0			
5003 Troy 3		164	27	0			
5004 Troy 4		226	39	0			
5005 Troy 5		173	44	0			
5006 Troy 6		69	16	0			
5007 Troy 7		143	34	0			
5008 Troy 8		137	40	0			
5009 Troy 9		192	46	0			
5010 Troy 10		191	26	0			
5011 Troy 11		183	36	1			
5012 Troy 12		127	37	0			
5013 Troy 13		201	46	0			
5014 Troy 14		172	36	0			
5015 Troy 15		190	30	0			
5016 Troy 16		135	28	0			
5017 Troy 17		172	51	0			
5018 Troy 18		152	25	1			
5019 Troy 19		172	34	1			
5020 Troy 20		203	38	0			
5021 Troy 21		60	18	1			
5022 Troy 22		208	39	1			
5023 Troy 23		167	31	0			
5024 Troy 24		161	22	0			
5025 Troy 25		134	32	0			
5026 Troy 26		95	27	0			
5027 Troy 27		70	7	0			
5028 Troy 28		63	10	0			
5029 Troy 29		200	42	0			
5030 Troy 30		44	7	0			
5031 Troy 31		60	18	0			

NUMBERED KEY CANVASS

RUN DATE:08/11/16 12:57 PM

PRIMARY ELECTION
TUESDAY, AUGUST 2, 2016
OAKLAND COUNTY, MICHIGAN
Democratic Party

REPORT-EL52

PAGE 0050

VOTES PERCENT

REPRESENTATIVE IN STATE LEGISLATURE 41ST DISTRICT

Vote for not more than 1

01 = Cyndi Peltonen

3,492 99.83

02 = WRITE-IN

6 .17

	01	02
2701 Clawson 1	161	0
2702 Clawson 2	104	0
2703 Clawson 3	95	0
2704 Clawson 4	72	0
2705 Clawson 5	145	0
5001 Troy 1	41	0
5002 Troy 2	122	0
5003 Troy 3	100	1
5004 Troy 4	149	0
5005 Troy 5	70	1
5006 Troy 6	28	0
5007 Troy 7	74	0
5008 Troy 8	132	0
5009 Troy 9	117	0
5010 Troy 10	122	0
5011 Troy 11	117	0
5012 Troy 12	76	0
5013 Troy 13	169	0
5014 Troy 14	108	0
5015 Troy 15	118	0
5016 Troy 16	84	0
5017 Troy 17	80	0
5018 Troy 18	70	0
5019 Troy 19	98	0
5020 Troy 20	92	0
5021 Troy 21	55	3
5022 Troy 22	120	0
5023 Troy 23	109	0
5024 Troy 24	90	0
5025 Troy 25	98	0
5026 Troy 26	88	0
5027 Troy 27	104	1
5028 Troy 28	70	0
5029 Troy 29	156	0
5030 Troy 30	30	0
5031 Troy 31	28	0

NUMBERED KEY CANVASS

RUN DATE:08/11/16 12:57 PM

PRIMARY ELECTION
TUESDAY, AUGUST 2, 2016
OAKLAND COUNTY, MICHIGAN
Republican Party

REPORT-EL52

PAGE 0051

REPRESENTATIVE IN STATE LEGISLATURE 43RD DISTRICT

	VOTES	PERCENT
Vote for not more than 1		
01 = Jim Tedder	9,136	99.66
02 = WRITE-IN	31	.34

	01	02
0801 Independence 1	396	1
0802 Independence 2	321	2
0803 Independence 3	373	1
0804 Independence 4	397	0
0805 Independence 5	444	1
0806 Independence 6	391	1
0807 Independence 7	347	0
0808 Independence 8	298	1
0809 Independence 9	383	0
0810 Independence 10	215	0
0811 Independence 11	258	3
0812 Independence 12	135	0
0813 Independence 13	223	0
1901 Waterford 1	240	0
1902 Waterford 2	254	0
1903 Waterford 3	200	1
1904 Waterford 4	187	2
1905 Waterford 5	194	1
1906 Waterford 6	258	3
1907 Waterford 7	252	1
1908 Waterford 8	240	0
1909 Waterford 9	210	1
1910 Waterford 10	218	1
1911 Waterford 11	233	1
1912 Waterford 12	284	1
1913 Waterford 13	114	1
1914 Waterford 14	195	0
1915 Waterford 15	185	3
1916 Waterford 16	215	0
1917 Waterford 17	193	0
1918 Waterford 18	170	0
1919 Waterford 19	131	2
1920 Waterford 20	118	0
1921 Waterford 21	162	2
1925 Waterford 25	190	1
1926 Waterford 26	133	0
1929 Waterford 29	135	0
2601 Clarkston 1	155	0
3501 Lake Angelus 1	89	0

NUMBERED KEY CANVASS

RUN DATE:08/11/16 12:57 PM

PRIMARY ELECTION
TUESDAY, AUGUST 2, 2016
OAKLAND COUNTY, MICHIGAN
Democratic Party

REPORT-EL52

PAGE 0052

REPRESENTATIVE IN STATE LEGISLATURE 43RD DISTRICT

	VOTES	PERCENT
Vote for not more than 1		
01 = Ted Villella	3,410	99.71
02 = WRITE-IN	10	.29

	01	02
0801 Independence 1	123	0
0802 Independence 2	96	0
0803 Independence 3	129	0
0804 Independence 4	109	0
0805 Independence 5	125	1
0806 Independence 6	147	1
0807 Independence 7	141	0
0808 Independence 8	63	2
0809 Independence 9	90	0
0810 Independence 10	76	0
0811 Independence 11	114	0
0812 Independence 12	26	1
0813 Independence 13	67	0
1901 Waterford 1	86	0
1902 Waterford 2	87	1
1903 Waterford 3	83	0
1904 Waterford 4	81	1
1905 Waterford 5	85	0
1906 Waterford 6	95	0
1907 Waterford 7	70	0
1908 Waterford 8	91	0
1909 Waterford 9	62	0
1910 Waterford 10	91	1
1911 Waterford 11	77	1
1912 Waterford 12	95	1
1913 Waterford 13	64	0
1914 Waterford 14	63	0
1915 Waterford 15	83	0
1916 Waterford 16	78	0
1917 Waterford 17	90	0
1918 Waterford 18	90	0
1919 Waterford 19	82	0
1920 Waterford 20	92	0
1921 Waterford 21	108	0
1925 Waterford 25	103	0
1926 Waterford 26	82	0
1929 Waterford 29	80	0
2601 Clarkston 1	78	0
3501 Lake Angelus 1	8	0

NUMBERED KEY CANVASS

RUN DATE:08/11/16 12:57 PM

PRIMARY ELECTION
TUESDAY, AUGUST 2, 2016
OAKLAND COUNTY, MICHIGAN
Republican Party

REPORT-EL52

PAGE 0053

REPRESENTATIVE IN STATE LEGISLATURE 44TH DISTRICT

	VOTES	PERCENT
Vote for not more than 1		
01 = Jim Runestad	9,613	99.63
02 = WRITE-IN	36	.37

	01	02
0601 Highland 1	358	1
0602 Highland 2	287	1
0603 Highland 3	163	0
0604 Highland 4	374	0
0605 Highland 5	279	2
0606 Highland 6	356	2
0607 Highland 7	147	1
0608 Highland 8	238	1
1001 Milford 1	208	0
1002 Milford 2	122	0
1003 Milford 3	190	0
1004 Milford 4	236	0
1005 Milford 5	57	0
1006 Milford 6	143	0
1007 Milford 7	215	1
1008 Milford 8	149	0
1801 Springfield 1	315	1
1802 Springfield 2	208	0
1803 Springfield 3	337	0
1804 Springfield 4	199	2
1805 Springfield 5	300	1
1806 Springfield 6	324	0
1807 Springfield 7	144	1
1922 Waterford 22	162	0
1923 Waterford 23	235	1
1924 Waterford 24	221	1
1927 Waterford 27	151	2
1928 Waterford 28	136	0
2101 White Lake 1	384	3
2102 White Lake 2	384	3
2103 White Lake 3	223	1
2104 White Lake 4	154	2
2105 White Lake 5	358	0
2106 White Lake 6	334	3
2107 White Lake 7	310	1
2108 White Lake 8	230	2
2109 White Lake 9	230	2
2110 White Lake 10	234	1
2111 White Lake 11	331	0
2112 White Lake 12	187	0

NUMBERED KEY CANVASS

RUN DATE:08/11/16 12:57 PM

PRIMARY ELECTION
TUESDAY, AUGUST 2, 2016
OAKLAND COUNTY, MICHIGAN
Democratic Party

REPORT-EL52

PAGE 0054

VOTES PERCENT

REPRESENTATIVE IN STATE LEGISLATURE 44TH DISTRICT

Vote for not more than 1

01 = Mark Venie

2,906 99.79

02 = WRITE-IN

6 .21

	01	02
0601 Highland 1	61	0
0602 Highland 2	69	0
0603 Highland 3	31	0
0604 Highland 4	68	0
0605 Highland 5	40	0
0606 Highland 6	69	0
0607 Highland 7	26	0
0608 Highland 8	51	0
1001 Milford 1	68	0
1002 Milford 2	39	0
1003 Milford 3	71	0
1004 Milford 4	83	0
1005 Milford 5	24	0
1006 Milford 6	56	0
1007 Milford 7	65	0
1008 Milford 8	83	1
1801 Springfield 1	61	0
1802 Springfield 2	76	0
1803 Springfield 3	79	1
1804 Springfield 4	67	0
1805 Springfield 5	57	0
1806 Springfield 6	81	1
1807 Springfield 7	35	0
1922 Waterford 22	91	0
1923 Waterford 23	98	0
1924 Waterford 24	118	0
1927 Waterford 27	92	0
1928 Waterford 28	49	1
2101 White Lake 1	113	0
2102 White Lake 2	121	0
2103 White Lake 3	62	0
2104 White Lake 4	52	0
2105 White Lake 5	119	0
2106 White Lake 6	108	0
2107 White Lake 7	98	0
2108 White Lake 8	97	0
2109 White Lake 9	82	1
2110 White Lake 10	66	0
2111 White Lake 11	97	1
2112 White Lake 12	83	0

NUMBERED KEY CANVASS

RUN DATE:08/11/16 12:57 PM

PRIMARY ELECTION
TUESDAY, AUGUST 2, 2016
OAKLAND COUNTY, MICHIGAN
Republican Party

REPORT-EL52

PAGE 0055

REPRESENTATIVE IN STATE LEGISLATURE 45TH DISTRICT

	VOTES	PERCENT
Vote for not more than 1		
01 = Michael Webber	6,883	99.75
02 = WRITE-IN	17	.25

	01	02
1204 Oakland 4	340	1
1207 Oakland 7	387	1
401 Rochester 1	115	0
402 Rochester 2	201	0
403 Rochester 3	93	0
404 Rochester 4	87	0
405 Rochester 5	299	0
4501 Rochester Hills 1	203	3
4502 Rochester Hills 2	65	1
4503 Rochester Hills 3	95	0
4504 Rochester Hills 4	151	1
4505 Rochester Hills 5	179	0
4506 Rochester Hills 6	243	0
4507 Rochester Hills 7	129	0
4508 Rochester Hills 8	140	0
4509 Rochester Hills 9	268	3
4510 Rochester Hills 10	134	1
4511 Rochester Hills 11	106	0
4512 Rochester Hills 12	231	0
4513 Rochester Hills 13	130	1
4514 Rochester Hills 14	229	1
4515 Rochester Hills 15	76	0
4516 Rochester Hills 16	139	0
4517 Rochester Hills 17	291	0
4518 Rochester Hills 18	203	0
4519 Rochester Hills 19	229	0
4520 Rochester Hills 20	122	0
4521 Rochester Hills 21	164	0
4522 Rochester Hills 22	156	0
4523 Rochester Hills 23	133	0
4524 Rochester Hills 24	231	0
4525 Rochester Hills 25	201	0
4526 Rochester Hills 26	283	2
4527 Rochester Hills 27	140	0
4528 Rochester Hills 28	111	0
4529 Rochester Hills 29	128	0
4530 Rochester Hills 30	161	0
4531 Rochester Hills 31	83	1
4532 Rochester Hills 32	207	1

NUMBERED KEY CANVASS

RUN DATE:08/11/16 12:57 PM

PRIMARY ELECTION
TUESDAY, AUGUST 2, 2016
OAKLAND COUNTY, MICHIGAN
Democratic Party

REPORT-EL52 PAGE 0056

				VOTES	PERCENT			VOTES	PERCENT
REPRESENTATIVE IN STATE LEGISLATURE 45TH DISTRICT									
Vote for not more than 1									
01 = Immanuel Eickholdt				950	30.29				
02 = Ted Golden				2,170	69.20	03 = WRITE-IN		16	.51
				01	02	03			
1204 Oakland 4				10	23	0			
1207 Oakland 7				18	45	0			
4401 Rochester 1				34	58	0			
4402 Rochester 2				31	87	1			
4403 Rochester 3				19	31	0			
4404 Rochester 4				10	25	0			
4405 Rochester 5				21	36	0			
4501 Rochester Hills 1				25	83	0			
4502 Rochester Hills 2				12	27	0			
4503 Rochester Hills 3				23	48	1			
4504 Rochester Hills 4				15	52	1			
4505 Rochester Hills 5				20	53	1			
4506 Rochester Hills 6				38	121	2			
4507 Rochester Hills 7				22	47	0			
4508 Rochester Hills 8				14	15	0			
4509 Rochester Hills 9				36	96	0			
4510 Rochester Hills 10				22	40	0			
4511 Rochester Hills 11				14	39	0			
4512 Rochester Hills 12				43	67	0			
4513 Rochester Hills 13				14	52	0			
4514 Rochester Hills 14				38	43	1			
4515 Rochester Hills 15				16	40	1			
4516 Rochester Hills 16				23	67	3			
4517 Rochester Hills 17				44	110	0			
4518 Rochester Hills 18				22	57	0			
4519 Rochester Hills 19				20	74	1			
4520 Rochester Hills 20				21	49	1			
4521 Rochester Hills 21				12	34	0			
4522 Rochester Hills 22				31	65	1			
4523 Rochester Hills 23				20	60	0			
4524 Rochester Hills 24				40	73	0			
4525 Rochester Hills 25				26	68	0			
4526 Rochester Hills 26				29	64	0			
4527 Rochester Hills 27				17	45	0			
4528 Rochester Hills 28				32	55	0			
4529 Rochester Hills 29				14	37	0			
4530 Rochester Hills 30				48	75	0			
4531 Rochester Hills 31				16	34	1			
4532 Rochester Hills 32				40	75	1			

NUMBERED KEY CANVASS

RUN DATE:08/11/16 12:57 PM

PRIMARY ELECTION
TUESDAY, AUGUST 2, 2016
OAKLAND COUNTY, MICHIGAN
Republican Party

REPORT-EL52 PAGE 0057

REPRESENTATIVE IN STATE LEGISLATURE 46TH DISTRICT				VOTES	PERCENT		VOTES	PERCENT
Vote for not more than 1								
01 = Joe Kent				6,431	49.82			
02 = John Reilly				6,460	50.05	03 = WRITE-IN	17	.13
	01	02	03					
0101 Addison 1	234	109	0					
0102 Addison 2	256	125	0					
0103 Addison 3	95	54	0					
0301 Brandon 1	185	216	0					
0302 Brandon 2	236	208	0					
0303 Brandon 3	228	235	1					
0304 Brandon 4	202	222	0					
0305 Brandon 5	17	28	0					
0306 Brandon 6	120	98	0					
1201 Oakland 1	178	221	1					
1202 Oakland 2	161	211	1					
1203 Oakland 3	58	130	2					
1205 Oakland 5	144	167	0					
1206 Oakland 6	157	182	0					
1208 Oakland 8	162	194	1					
1301 Orion 1	142	222	0					
1302 Orion 2	220	244	1					
1303 Orion 3	232	268	0					
1304 Orion 4	286	231	1					
1305 Orion 5	211	255	0					
1306 Orion 6	350	210	2					
1307 Orion 7	145	175	1					
1308 Orion 8	154	148	1					
1309 Orion 9	158	153	1					
1310 Orion 10	224	183	0					
1311 Orion 11	124	146	1					
1312 Orion 12	216	163	1					
1313 Orion 13	189	161	0					
1314 Orion 14	113	201	0					
1315 Orion 15	102	108	0					
1401 Oxford 1	199	171	2					
1402 Oxford 2	107	102	0					
1403 Oxford 3	240	268	0					
1404 Oxford 4	172	223	0					
1405 Oxford 5	62	124	0					
1406 Oxford 6	193	163	0					
1407 Oxford 7	159	141	0					

NUMBERED KEY CANVASS

RUN DATE:08/11/16 12:57 PM

PRIMARY ELECTION
TUESDAY, AUGUST 2, 2016
OAKLAND COUNTY, MICHIGAN
Democratic Party

REPORT-EL52

PAGE 0058

REPRESENTATIVE IN STATE LEGISLATURE 46TH DISTRICT

	VOTES	PERCENT
Vote for not more than 1		
01 = David Lillis	2,940	99.69
02 = WRITE-IN	9	.31

	01	02
0101 Addison 1	47	0
0102 Addison 2	72	0
0103 Addison 3	28	0
0301 Brandon 1	74	0
0302 Brandon 2	59	0
0303 Brandon 3	96	0
0304 Brandon 4	103	0
0305 Brandon 5	38	0
0306 Brandon 6	62	1
1201 Oakland 1	38	0
1202 Oakland 2	64	0
1203 Oakland 3	20	0
1205 Oakland 5	41	0
1206 Oakland 6	42	0
1208 Oakland 8	58	0
1301 Orion 1	82	1
1302 Orion 2	108	2
1303 Orion 3	110	1
1304 Orion 4	122	1
1305 Orion 5	109	0
1306 Orion 6	97	0
1307 Orion 7	125	0
1308 Orion 8	77	1
1309 Orion 9	111	0
1310 Orion 10	102	0
1311 Orion 11	72	0
1312 Orion 12	109	1
1313 Orion 13	95	0
1314 Orion 14	85	0
1315 Orion 15	59	0
1401 Oxford 1	100	0
1402 Oxford 2	52	0
1403 Oxford 3	141	0
1404 Oxford 4	89	0
1405 Oxford 5	77	0
1406 Oxford 6	76	0
1407 Oxford 7	100	1

NUMBERED KEY CANVASS

RUN DATE:08/11/16 12:57 PM

PRIMARY ELECTION
TUESDAY, AUGUST 2, 2016
OAKLAND COUNTY, MICHIGAN
Republican Party

REPORT-EL52 PAGE 0059

	VOTES	PERCENT		VOTES	PERCENT
REPRESENTATIVE IN STATE LEGISLATURE 51ST DISTRICT					
Vote for not more than 1					
01 = Joseph Graves	1,183	62.17	03 = John Lauve	407	21.39
02 = Katherine Houston	308	16.18	04 = WRITE-IN	5	.26
	01	02	03	04	
0501 Groveland 1	153	36	46	1	
0502 Groveland 2	70	18	21	0	
0503 Groveland 3	86	30	34	0	
0701 Holly 1	116	28	69	0	
0702 Holly 2	88	28	49	2	
0703 Holly 3	106	22	25	0	
0704 Holly 4	144	46	36	0	
1501 Rose 1	114	33	30	1	
1502 Rose 2	134	29	46	0	
1503 Rose 3	172	38	51	1	
3002 Fenton 2	0	0	0	0	

NUMBERED KEY CANVASS

RUN DATE:08/11/16 12:57 PM

PRIMARY ELECTION
TUESDAY, AUGUST 2, 2016
OAKLAND COUNTY, MICHIGAN
Democratic Party

REPORT-EL52

PAGE 0060

REPRESENTATIVE IN STATE LEGISLATURE 51ST DISTRICT

	VOTES	PERCENT
Vote for not more than 1		
01 = Ryan Bladzick	651	99.69
02 = WRITE-IN	2	.31

	01	02
0501 Groveland 1	49	0
0502 Groveland 2	39	0
0503 Groveland 3	59	0
0701 Holly 1	92	2
0702 Holly 2	77	0
0703 Holly 3	85	0
0704 Holly 4	98	0
1501 Rose 1	32	0
1502 Rose 2	54	0
1503 Rose 3	66	0
3002 Fenton 2	0	0

NUMBERED KEY CANVASS

RUN DATE:08/11/16 12:57 PM

PRIMARY ELECTION
TUESDAY, AUGUST 2, 2016
OAKLAND COUNTY, MICHIGAN

REPORT-EL52 PAGE 0405

JUDGE OF DISTRICT COURT 46TH DISTRICT

Vote for not more than 1

VOTES PERCENT

VOTES PERCENT

01 = Cynthia M. Arvant

5,315 39.82

02 = Dorothy Dean

983 7.36

03 = Kameshia D. Gant

3,044 22.80

04 = Marc S. Herschfus

542 4.06

05 = Eman H. Jajonie-Daman

1,578 11.82

06 = Devlin K. Scarber

1,868 13.99

07 = WRITE-IN

18 .13

	01	02	03	04	05	06	07
1701 Southfield Twp 1	106	7	8	5	17	4	0
1702 Southfield Twp 2	109	16	14	3	23	17	1
1703 Southfield Twp 3	126	7	7	5	19	6	1
1704 Southfield Twp 4	282	2	15	12	16	11	1
1705 Southfield Twp 5	203	10	23	4	36	23	0
1706 Southfield Twp 6	252	13	28	10	39	16	0
1707 Southfield Twp 7	164	13	6	4	30	7	0
1708 Southfield Twp 8	110	7	17	8	64	11	0
1709 Southfield Twp 9	69	4	21	9	94	9	0
1710 Southfield Twp 10	125	11	25	15	17	13	0
3601 Lathrup Village 1	196	17	132	4	48	46	0
3602 Lathrup Village 2	128	40	94	11	51	51	0
4801 Southfield 1	95	26	89	7	51	66	0
4802 Southfield 2	206	23	90	21	64	52	0
4803 Southfield 3	117	20	61	6	29	32	1
4804 Southfield 4	93	20	75	14	64	23	0
4805 Southfield 5	59	7	34	8	61	9	0
4806 Southfield 6	90	20	46	25	44	91	0
4807 Southfield 7	88	14	45	4	29	221	0
4808 Southfield 8	89	17	59	5	25	57	1
4809 Southfield 9	65	13	42	9	29	32	1
4810 Southfield 10	83	18	54	6	34	57	0
4811 Southfield 11	89	12	103	1	35	30	2
4812 Southfield 12	89	19	84	5	31	57	0
4813 Southfield 13	92	24	110	78	19	42	0
4814 Southfield 14	50	20	52	87	32	17	2
4815 Southfield 15	94	7	59	2	16	29	0
4816 Southfield 16	65	23	106	7	36	68	0
4817 Southfield 17	98	37	81	39	39	55	0
4818 Southfield 18	87	18	81	2	23	36	1
4819 Southfield 19	68	19	51	3	14	25	0
4820 Southfield 20	84	40	113	3	28	71	1
4821 Southfield 21	90	69	113	5	31	49	0
4822 Southfield 22	92	55	124	5	24	41	0
4823 Southfield 23	110	24	78	13	42	31	0
4824 Southfield 24	79	24	61	2	21	24	0
4825 Southfield 25	167	27	90	17	27	30	0
4826 Southfield 26	133	42	101	37	36	54	1
4827 Southfield 27	77	14	57	1	9	28	0
4828 Southfield 28	49	5	24	9	13	22	0
4829 Southfield 29	151	34	99	7	36	57	0
4830 Southfield 30	163	46	60	10	59	50	0
4831 Southfield 31	97	20	109	0	30	34	1
4832 Southfield 32	126	32	74	2	23	37	1
4833 Southfield 33	102	25	117	1	32	42	1
4834 Southfield 34	96	10	36	3	11	19	0
4835 Southfield 35	57	5	27	3	13	43	1
4836 Southfield 36	55	7	49	5	14	23	1

NUMBERED KEY CANVASS

PRIMARY ELECTION
TUESDAY, AUGUST 2, 2016
OAKLAND COUNTY, MICHIGAN

REPORT-EL52 PAGE 0406

RUN DATE:08/11/16 12:57 PM

VOTES PERCENT

VOTES PERCENT

JUDGE OF DISTRICT COURT 51ST DISTRICT

4 Vote for not more than 1

01 = Andrea Dean

02 = Todd Fox

2,461 30.26

2,840 34.92

03 = Mary Mara

04 = WRITE-IN

2,818 34.65

14 .17

	01	02	03	04
1901 Waterford 1	122	124	93	3
1902 Waterford 2	119	145	107	0
1903 Waterford 3	86	122	93	0
1904 Waterford 4	95	108	79	0
1905 Waterford 5	150	77	73	0
1906 Waterford 6	113	114	121	1
1907 Waterford 7	104	119	82	0
1908 Waterford 8	124	100	92	1
1909 Waterford 9	96	78	92	2
1910 Waterford 10	122	102	102	0
1911 Waterford 11	77	135	91	1
1912 Waterford 12	150	116	133	1
1913 Waterford 13	44	70	66	1
1914 Waterford 14	78	99	76	0
1915 Waterford 15	74	101	103	1
1916 Waterford 16	97	91	115	0
1917 Waterford 17	77	105	102	1
1918 Waterford 18	56	119	80	0
1919 Waterford 19	65	94	73	0
1920 Waterford 20	50	67	83	1
1921 Waterford 21	61	84	116	0
1922 Waterford 22	87	63	97	0
1923 Waterford 23	70	150	110	0
1924 Waterford 24	71	95	135	1
1925 Waterford 25	76	88	138	0
1926 Waterford 26	47	66	98	0
1927 Waterford 27	57	84	97	0
1928 Waterford 28	43	58	82	0
1929 Waterford 29	50	66	89	0

Precinct	REPRESENTATIVE IN CONGRESS									
	2ND DISTRICT									
	1 position per party									
	Poll	Bill	Dennis B.	TOTALS						
	Book	Huizenga	Murphy							Dan
	Totals	Republican	Democratic							Eley
										Republican
BENONA TOWNSHIP, PRECINCT 1	1	473	342	29	341					32
CLAYBANKS TOWNSHIP, PRECINCT 1	1	196	133	19	152					21
COLFAX TOWNSHIP, PRECINCT 1	1	59	35	11	46					5
CRYSTAL TOWNSHIP, PRECINCT 1	1	131	86	19	105					8
ELBRIDGE TOWNSHIP, PRECINCT 1	1	283	210	7	247					14
FERRY TOWNSHIP, PRECINCT 1	1	256	171	18	189					16
GOLDEN TOWNSHIP, PRECINCT 1	1	606	456	31	487					47
GRANT TOWNSHIP, PRECINCT 1	1	383	341	46	387					46
GREENWOOD TOWNSHIP, PRECINCT 1	1	88	54	14	68					8
HART TOWNSHIP, PRECINCT 1	1	330	404	17	421					36
LEAVITT TOWNSHIP, PRECINCT 1	1	127	83	8	91					12
NEWFIELD TOWNSHIP, PRECINCT 1	1	417	225	65	290					26
OTTO TOWNSHIP, PRECINCT 1	1	116	76	8	84					14
PENTWATER TOWNSHIP, PRECINCT 1	1	540	362	62	424					43
SHELBY TOWNSHIP, PRECINCT 1	1	555	406	30	436					40
SHELBY TOWNSHIP, PRECINCT 2	1	322	263	13	276					17
WEARE TOWNSHIP, PRECINCT 1	1	274	202	20	272					17
CITY OF HART, PRECINCT 1	1	388	293	16	309					31
TOTALS	18	5844	4142	433	4575					433
	of 18									

TVDS 20160802/0801152715

68:11 MW 11:50V 9102

2016 AUG 17 AM 11:39
OCEANA COUNTY, MI
CLERK/CLERK

		REPRESENTATIVE IN STATE LEGISLATURE					
		100TH DISTRICT					
		1 position per party					
Precinct	Poll	Scott A.	John	Sandy	Cathy		
	Book	VanSingen	Wilerink	Clarke	Forbes		
	Totals	Republican	Republican	Democratic	Democratic	TOTALS	
BENONA TOWNSHIP, PRECINCT 1	1	473	272	31	14	15	364
CLAYBANKS TOWNSHIP, PRECINCT 1	1	196	99	28	9	10	167
COLFAX TOWNSHIP, PRECINCT 1	1	59	23	6	6	6	46
CRYSTAL TOWNSHIP, PRECINCT 1	1	131	68	10	5	13	104
ELBRIDGE TOWNSHIP, PRECINCT 1	1	283	164	34	4	4	220
FERRY TOWNSHIP, PRECINCT 1	1	256	132	36	7	13	204
GOLDEN TOWNSHIP, PRECINCT 1	1	606	372	49	10	22	500
GRANT TOWNSHIP, PRECINCT 1	1	483	253	40	21	25	385
GREENWOOD TOWNSHIP, PRECINCT 1	1	88	44	6	8	9	75
HART TOWNSHIP, PRECINCT 1	1	530	326	31	4	16	413
LEAVITT TOWNSHIP, PRECINCT 1	1	127	56	20	4	6	98
NEWFIELD TOWNSHIP, PRECINCT 1	1	417	182	29	22	53	312
OTTO TOWNSHIP, PRECINCT 1	1	116	51	5	3	5	78
PENTWATER TOWNSHIP, PRECINCT 1	1	540	262	45	27	35	412
SHELBY TOWNSHIP, PRECINCT 1	1	555	317	39	15	16	427
SHELBY TOWNSHIP, PRECINCT 2	1	322	226	16	3	10	272
WEARE TOWNSHIP, PRECINCT 1	1	274	162	16	12	8	275
CITY OF HART, PRECINCT 1	1	388	213	31	7	10	292
TOTALS	18 of 18	5844	3222	472	181	276	4151



OFFICE OF THE OCEANA COUNTY CLERK

Rebecca J. Griffin, County Clerk

100 State Street, Suite 1 – Hart, MI 49420
Telephone: (231) 873-4328



AUGUST 15, 2016

Bureau of Elections

P.O. Box 20126

Lansing, MI 48901-0726

RECEIVED
MICHIGAN DEPT OF STATE
2016 AUG 17 AM 11:39
ELECTIONS/GREAT SEAL

To Whom It May Concern:

Please find enclosed the election results, by precinct, from the August 2, 2016 Primary Election held in Oceana County.

You will also find the State Official County Vote Totals that were e-mailed to you as well.

If you have any questions or concerns, please feel to contact me.

Respectfully,


Rebecca J. Griffin

Oceana County Clerk

Precinct			PROSECUTING ATTORNEY			SHERIFF			
			1 position per party			1 position per party			
			Poll Book	Joseph J. Bizon	Republican	Craig Mast	Tim Priese	LeRoy Strait	TOTALS
			Totals			Republican	Republican	Republican	
BENONA TOWNSHIP, PRECINCT 1	1		473	301	172	266	95	57	418
CEARBANKS TOWNSHIP, PRECINCT 1	1		196	119	77	54	41	75	170
COLFAX TOWNSHIP, PRECINCT 1	1		59	32	27	24	8	5	37
CRYSTAL TOWNSHIP, PRECINCT 1	1		131	74	57	48	12	17	107
ELBRIDGE TOWNSHIP, PRECINCT 1	1		283	180	103	197	15	50	262
FERRIS TOWNSHIP, PRECINCT 1	1		256	157	99	134	37	60	231
GOLDEN TOWNSHIP, PRECINCT 1	1		605	451	154	389	93	63	545
GRANT TOWNSHIP, PRECINCT 1	1		483	301	182	163	124	103	410
GREENWOOD TOWNSHIP, PRECINCT 1	1		88	48	40	39	13	13	65
HART TOWNSHIP, PRECINCT 1	1		530	367	163	384	41	153	478
LEAVITT TOWNSHIP, PRECINCT 1	1		127	73	54	59	18	32	109
NEWFIELD TOWNSHIP, PRECINCT 1	1		417	203	214	144	92	59	295
OTTO TOWNSHIP, PRECINCT 1	1		117	69	48	55	26	17	98
PENTWATER TOWNSHIP, PRECINCT 1	1		540	335	205	310	114	23	447
SHELBY TOWNSHIP, PRECINCT 1	1		555	382	173	288	125	88	561
SHELBY TOWNSHIP, PRECINCT 2	1		323	241	82	151	104	43	298
WEARE TOWNSHIP, PRECINCT 1	1		274	183	91	163	50	33	246
CITY OF HART, PRECINCT 1	1		387	281	106	263	49	42	357
TOTALS	18	of 18	5844	3794	3794	3161	1077	833	5071

Precinct		CLERK		TREASURER				
		1 position per party		1 position per party				
		Book	Griffin	Paul S. Hodges	Mary Lou Phillips	Gail McDonald	Aleksy Walter	Urick
		Totals	Republican	Republican	Republican	Republican	Republican	Republican
BENONA TOWNSHIP, PRECINCT 1	1	473	337	46	174	98	55	376
CLAYBANKS TOWNSHIP, PRECINCT 1	1	136	133	30	72	32	18	152
COLFAX TOWNSHIP, PRECINCT 1	1	69	32	8	5	7	20	40
CRYSTAL TOWNSHIP, PRECINCT 1	1	131	82	16	41	22	26	104
ELBRIDGE TOWNSHIP, PRECINCT 1	1	283	207	51	115	51	26	243
FERRY TOWNSHIP, PRECINCT 1	1	256	183	31	96	43	30	200
GOLDEN TOWNSHIP, PRECINCT 1	1	605	468	79	229	127	95	630
GRANT TOWNSHIP, PRECINCT 1	1	483	326	47	155	101	69	362
GREENWOOD TOWNSHIP, PRECINCT 1	1	88	55	17	12	20	8	57
HART TOWNSHIP, PRECINCT 1	1	530	393	61	278	94	43	476
LEAVITT TOWNSHIP, PRECINCT 1	1	127	82	16	35	19	34	104
NEWFIELD TOWNSHIP, PRECINCT 1	1	417	230	40	106	75	36	256
OTTO TOWNSHIP, PRECINCT 1	1	117	77	17	32	22	7	78
PENTWATER TOWNSHIP, PRECINCT 1	1	540	365	34	206	43	113	446
SHELBY TOWNSHIP, PRECINCT 1	1	555	435	65	181	158	73	477
SHELBY TOWNSHIP, PRECINCT 2	1	323	259	33	127	63	43	286
WEAVER TOWNSHIP, PRECINCT 1	1	274	192	28	136	41	38	243
CITY OF HART, PRECINCT 1	1	387	299	77	139	85	52	353
TOTALS	18 of 18	5844	4155	745	2158	1101	776	4780

		REGISTER OF DEEDS		ROAD COMMISSIONER				
		1 position per party		1 position per party				
Precinct		Poll Book	Richard A. Hodges Republican	Allen Blohm Republican	Philip J. Carter Republican	Lloyd Gowell Republican	Gary Tate Republican	TOTALS
		Totals	TOTALS	Republican	Republican	Republican	Republican	TOTALS
BENONA TOWNSHIP, PRECINCT 1	1	473	300	166	165	169	102	602
CLAYBANKS TOWNSHIP, PRECINCT 1	1	196	129	68	67	72	34	241
COLFAX TOWNSHIP, PRECINCT 1	1	59	31	11	14	7	15	47
CRYSTAL TOWNSHIP, PRECINCT 1	1	131	81	27	29	20	61	137
ELBRIDGE TOWNSHIP, PRECINCT 1	1	283	192	70	78	77	134	359
FERRY TOWNSHIP, PRECINCT 1	1	256	164	75	88	86	52	303
GOLDEN TOWNSHIP, PRECINCT 1	1	605	442	218	172	197	196	783
GRANT TOWNSHIP, PRECINCT 1	1	483	301	167	126	183	77	553
GREENWOOD TOWNSHIP, PRECINCT 1	1	88	50	24	15	19	19	77
HART TOWNSHIP, PRECINCT 1	1	530	377	146	107	170	189	672
LEAVITT TOWNSHIP, PRECINCT 1	1	127	73	36	41	34	51	162
NEWFIELD TOWNSHIP, PRECINCT 1	1	417	210	98	80	109	100	387
OTTO TOWNSHIP, PRECINCT 1	1	117	71	31	30	42	23	126
PENTWATER TOWNSHIP, PRECINCT 1	1	540	355	198	142	137	146	623
SHELBY TOWNSHIP, PRECINCT 1	1	556	391	172	218	282	94	766
SHELBY TOWNSHIP, PRECINCT 2	1	323	244	88	118	199	62	467
WEARE TOWNSHIP, PRECINCT 1	1	274	189	91	66	81	95	333
CITY OF HART, PRECINCT 1	1	387	297	94	91	141	144	470
TOTALS	18	5844	3898	1780	1707	2027	1594	7108
	of 18							

DRAIN COMMISSIONER										
Precinct	Poll	Anthony Collins Republican	Chris Crosby Republican	Geoffrey William Gowin Republican	Lori Green Republican	Jerry Kroil Republican	Michelle Martin Republican	TOTALS		
BENONA TOWNSHIP, PRECINCT 1	473	14	53	12	104	100	110	387	1	
CLAYBANKS TOWNSHIP, PRECINCT 1	196	4	5	4	51	68	30	162	1	
COLFAX TOWNSHIP, PRECINCT 1	59	0	7	0	18	6	9	40	1	
CRYSTAL TOWNSHIP, PRECINCT 1	131	4	24	0	18	13	51	107	1	
ELBRIDGE TOWNSHIP, PRECINCT 1	283	2	95	2	41	52	56	204	1	
FERRY TOWNSHIP, PRECINCT 1	256	8	23	3	47	55	204	381	1	
GOLDEN TOWNSHIP, PRECINCT 1	605	77	42	6	123	97	181	526	1	
GRANT TOWNSHIP, PRECINCT 1	483	12	13	5	111	180	60	381	1	
GREENWOOD TOWNSHIP, PRECINCT 1	88	2	4	3	26	5	22	62	1	
HART TOWNSHIP, PRECINCT 1	530	47	61	4	93	110	156	471	1	
LEAVITT TOWNSHIP, PRECINCT 1	127	3	31	3	27	17	27	108	1	
NEWEILD TOWNSHIP, PRECINCT 1	417	5	8	11	53	40	167	284	1	
OTTO TOWNSHIP, PRECINCT 1	117	7	3	16	23	18	24	91	1	
PENWATER TOWNSHIP, PRECINCT 1	540	29	30	9	83	49	218	418	1	
SHELBY TOWNSHIP, PRECINCT 1	555	20	46	18	131	113	136	464	1	
SHEEBY TOWNSHIP, PRECINCT 2	323	16	14	0	87	94	75	286	1	
WEARE TOWNSHIP, PRECINCT 1	274	13	18	2	70	46	87	236	1	
CITY OF HART, PRECINCT 1	387	30	41	2	59	48	157	337	1	
TOTALS	18 of 18	5844	293	515	100	1165	1111	1634	293	

			SURVEYOR		COUNTY COMMISSIONER		COUNTY COMMISSIONER	
			DISTRICT 1		DISTRICT 1		DISTRICT 2	
			1 position per party		1 position per party		1 position per party	
Precinct		Poll	J. Randolph		Terry	J. Dean	Martha	Evelyn L.
		Book	Hepworth		Dykema	Gustafson	Meyette	Kolbe
		Totals	Republican	TOTALS	Republican	Republican	Republican	Democrat
BENONA TOWNSHIP, PRECINCT 1	1	473	304	304				
CLAYBANKS TOWNSHIP, PRECINCT 1	1	196	128	128				
COLFAX TOWNSHIP, PRECINCT 1	1	59	33	33				
CRYSTAL TOWNSHIP, PRECINCT 1	1	131	81	81	52	47	99	
ELBRIDGE TOWNSHIP, PRECINCT 1	1	283	186	186				
FERRY TOWNSHIP, PRECINCT 1	1	256	167	167				
GOLDEN TOWNSHIP, PRECINCT 1	1	605	449	449				
GRANT TOWNSHIP, PRECINCT 1	1	483	313	313				
GREENWOOD TOWNSHIP, PRECINCT 1	1	88	49	49				
HART TOWNSHIP, PRECINCT 1	1	530	372	372				
LEAVITT TOWNSHIP, PRECINCT 1	1	127	75	75				
NEWFIELD TOWNSHIP, PRECINCT 1	1	417	199	199				
OTTO TOWNSHIP, PRECINCT 1	1	117	76	76				
PENWATER TOWNSHIP, PRECINCT 1	1	540	346	346	89	347	436	
SHELBY TOWNSHIP, PRECINCT 1	1	555	383	383				
SHEEBY TOWNSHIP, PRECINCT 2	1	323	246	246				
WEARE TOWNSHIP, PRECINCT 1	1	274	190	190	118	115	233	
CITY OF HART, PRECINCT 1	1	387	290	290				
TOTALS	18	5844	3887	3887	259	509	259	235
	of 18							77
								312

			COUNTY COMMISSIONER		COUNTY COMMISSIONER	
			DISTRICT 6		DISTRICT 7	
				1 position		1 position
Precinct		Poll	Jim		Robert H.	
		Book	Brown		Walker	
		Totals	Republican	TOTALS	Republican	TOTALS
BENONA TOWNSHIP, PRECINCT 1	1	473				
CLAYBANKS TOWNSHIP, PRECINCT 1	1	156				
COLFAX TOWNSHIP, PRECINCT 1	1	59				
CRYSTAL TOWNSHIP, PRECINCT 1	1	131				
ELBRIDGE TOWNSHIP, PRECINCT 1	1	283				
FERRIS TOWNSHIP, PRECINCT 1	1	256				
GOLDEN TOWNSHIP, PRECINCT 1	1	605				
GRANT TOWNSHIP, PRECINCT 1	1	483			321	321
GREENWOOD TOWNSHIP, PRECINCT 1	1	88				
HART TOWNSHIP, PRECINCT 1	1	530				
LEAVITT TOWNSHIP, PRECINCT 1	1	127				
NEWFIELD TOWNSHIP, PRECINCT 1	1	417				
OTTO TOWNSHIP, PRECINCT 1	1	117			71	71
PENTWATER TOWNSHIP, PRECINCT 1	1	540				
SHELBY TOWNSHIP, PRECINCT 1	1	655	404	404		
SHELBY TOWNSHIP, PRECINCT 2	1	323	241	241	10	10
WEARE TOWNSHIP, PRECINCT 1	1	274				
CITY OF HART, PRECINCT 1	1	387				
TOTALS	18	5844	645	645	402	402
	of 18					

BENONA TOWNSHIP										
			Supervisor		Clerk		Treasurer		Trustees	
			1 position per party		1 position per party		1 position per party		2 positions per party	
Precinct			Poll Book	Steve Fleming	Margie Shaw	Brandi Neuman	John R. Smith			
			Totals	Republican	Republican	Republican	Republican	Republican	TOTALS	TOTALS
BENONA TOWNSHIP, PRECINCT 1	1	473	327	327	334	293	274	274		
CLAYBANKS TOWNSHIP, PRECINCT 1	1	196								
COLFAX TOWNSHIP, PRECINCT 1	1	59								
CRYSTAL TOWNSHIP, PRECINCT 1	1	131								
ELBRIDGE TOWNSHIP, PRECINCT 1	1	283								
FERRY TOWNSHIP, PRECINCT 1	1	256								
GOLDEN TOWNSHIP, PRECINCT 1	1	606								
GRANT TOWNSHIP, PRECINCT 1	1	483								
GREENWOOD TOWNSHIP, PRECINCT 1	1	88								
HART TOWNSHIP, PRECINCT 1	1	530								
LEAVITT TOWNSHIP, PRECINCT 1	1	127								
NEWFIELD TOWNSHIP, PRECINCT 1	1	417								
OTTO TOWNSHIP, PRECINCT 1	1	116								
PENTWATER TOWNSHIP, PRECINCT 1	1	540								
SHELBY TOWNSHIP, PRECINCT 1	1	555								
SHELBY TOWNSHIP, PRECINCT 2	1	322								
WEARE TOWNSHIP, PRECINCT 1	1	274								
TOTALS	17	5456	327	327	334	334	293	293	274	274
	of 17									

CLAYBANKS TOWNSHIP											
		Supervisor			Clerk			Treasurer		Trustees	
		1 position per party			1 position per party			1 position per party		2 positions per party	
Precinct		Poll	Richard		Mary					Daniel J.	David
		Book	Smith		Freye					Lombard	Rabe
					Republican					Republican	Republican
		Totals	Republican	TOTALS	Republican	TOTALS		TOTALS		TOTALS	
BENOMA TOWNSHIP, PRECINCT 1	1	473									
CLAYBANKS TOWNSHIP, PRECINCT 1	1	196	140	140	143	143	0	100	79	179	
COLFAX TOWNSHIP, PRECINCT 1	1	59									
CRYSTAL TOWNSHIP, PRECINCT 1	1	131									
ELBRIDGE TOWNSHIP, PRECINCT 1	1	283									
FERRY TOWNSHIP, PRECINCT 1	1	256									
GOLDEN TOWNSHIP, PRECINCT 1	1	606									
GRANT TOWNSHIP, PRECINCT 1	1	483									
GREENWOOD TOWNSHIP, PRECINCT 1	1	88									
HART TOWNSHIP, PRECINCT 1	1	530									
LEAVITT TOWNSHIP, PRECINCT 1	1	127									
NEWFIELD TOWNSHIP, PRECINCT 1	1	417									
OTTO TOWNSHIP, PRECINCT 1	1	116									
PENTWATER TOWNSHIP, PRECINCT 1	1	540									
SHELBY TOWNSHIP, PRECINCT 1	1	555									
SHELBY TOWNSHIP, PRECINCT 2	1	322									
WEARE TOWNSHIP, PRECINCT 1	1	274									
TOTALS	17	5456	140	140	143	143	0	0	100	79	179
	of 17										

COLFAX TOWNSHIP											
			Supervisor		Clerk		Treasurer		Trustees		
			1 position per party		1 position per party		1 position per party		2 positions per party		
Precinct		Poll	Robert		Larry		Sandra L.		C. Anne	Louise	
		Book	William		Burnmeister		Kirwin		Abbott	Burnmeister	
		Totals	Wade	TOTALS	Democratic	TOTALS	Democratic	TOTALS	Republican	Democratic	TOTALS
			Republican								
BENONA TOWNSHIP, PRECINCT 1	1	473									
CLAYBANKS TOWNSHIP, PRECINCT 1	1	196									
COLFAX TOWNSHIP, PRECINCT 1	1	59	33	33	10	10	12	12	25	7	32
CRYSTAL TOWNSHIP, PRECINCT 1	1	131									
ELBRIDGE TOWNSHIP, PRECINCT 1	1	283									
FERRY TOWNSHIP, PRECINCT 1	1	256									
GOLDEN TOWNSHIP, PRECINCT 1	1	606									
GRANT TOWNSHIP, PRECINCT 1	1	483									
GREENWOOD TOWNSHIP, PRECINCT 1	1	88									
HART TOWNSHIP, PRECINCT 1	1	530									
LEAVITT TOWNSHIP, PRECINCT 1	1	127									
NEWFIELD TOWNSHIP, PRECINCT 1	1	417									
OTTO TOWNSHIP, PRECINCT 1	1	116									
PENTWATER TOWNSHIP, PRECINCT 1	1	540									
SHELBY TOWNSHIP, PRECINCT 1	1	565									
SHELBY TOWNSHIP, PRECINCT 2	1	322									
WEARE TOWNSHIP, PRECINCT 1	1	274									
TOTALS	17	5456	33	33	10	10	12	12	25	7	32
	of 17										

CRYSTAL TOWNSHIP									
Precinct			Clerk		Treasurer		Trustees		
			1 position per party		1 position per party		2 positions per party		
			Patricia Amstutz		Tanya Gibson		Ronald Amstutz	Gaye Sorenson	
			Book		Republican		Democratic	Democratic	
			Totals		TOTALS		TOTALS		
BENONA TOWNSHIP, PRECINCT 1	1	473							
CLAYBANKS TOWNSHIP, PRECINCT 1	1	196							
COLFAX TOWNSHIP, PRECINCT 1	1	59							
CRYSTAL TOWNSHIP, PRECINCT 1	1	131	13	13	74	74	14	11	25
ELBRIDGE TOWNSHIP, PRECINCT 1	1	283							
FERRY TOWNSHIP, PRECINCT 1	1	256							
GOLDEN TOWNSHIP, PRECINCT 1	1	606							
GRANT TOWNSHIP, PRECINCT 1	1	483							
GREENWOOD TOWNSHIP, PRECINCT 1	1	88							
HART TOWNSHIP, PRECINCT 1	1	530							
LEAVITT TOWNSHIP, PRECINCT 1	1	127							
NEWFIELD TOWNSHIP, PRECINCT 1	1	417							
OTTO TOWNSHIP, PRECINCT 1	1	116							
PENTWATER TOWNSHIP, PRECINCT 1	1	540							
SHELBY TOWNSHIP, PRECINCT 1	1	555							
SHELBY TOWNSHIP, PRECINCT 2	1	322							
WEARE TOWNSHIP, PRECINCT 1	1	274							
TOTALS	17	5456	13	13	74	74	14	11	25
	of 17								

				ELBRIDGE TOWNSHIP	
		Supervisor	Clerk	Treasurer	
		1 position per party	1 position per party	1 position per party	
Precinct	Poll	Craig	Valarie	Stephanie	Renee
	Book	Herrimans	Hasse	Van Sickle	Vanderlaan
	Totals	Republican	Republican	Republican	Republican
BENONA TOWNSHIP, PRECINCT 1	473				
CLAYBANKS TOWNSHIP, PRECINCT 1	196				
COLFAX TOWNSHIP, PRECINCT 1	59				
CRYSTAL TOWNSHIP, PRECINCT 1	131				
ELBRIDGE TOWNSHIP, PRECINCT 1	283	188	118	140	188
FERRY TOWNSHIP, PRECINCT 1	256				
GOLDEN TOWNSHIP, PRECINCT 1	606				
GRANT TOWNSHIP, PRECINCT 1	483				
GREENWOOD TOWNSHIP, PRECINCT 1	88				
HART TOWNSHIP, PRECINCT 1	530				
LEAVITT TOWNSHIP, PRECINCT 1	127				
NEWFIELD TOWNSHIP, PRECINCT 1	417				
OTTO TOWNSHIP, PRECINCT 1	116				
PENTWATER TOWNSHIP, PRECINCT 1	540				
SHELBY TOWNSHIP, PRECINCT 1	555				
SHELBY TOWNSHIP, PRECINCT 2	322				
WEARE TOWNSHIP, PRECINCT 1	274				
TOTALS	17	5456	188	188	258
	of 17				

Precinct		Trustees			
		2 positions per party			
		Poll Book	Jeff Butler Republican	Eric Herrygers Republican	Bruce Vartian Democratic
		Totals	Republican	Republican	Democratic
BENONA TOWNSHIP, PRECINCT 1	1	473			
CLAYBANKS TOWNSHIP, PRECINCT 1	1	196			
COLFAX TOWNSHIP, PRECINCT 1	1	59			
CRYSTAL TOWNSHIP, PRECINCT 1	1	131			
ELBRIDGE TOWNSHIP, PRECINCT 1	1	283	119	179	7
FERRY TOWNSHIP, PRECINCT 1	1	256			
GOLDEN TOWNSHIP, PRECINCT 1	1	606			
GRANT TOWNSHIP, PRECINCT 1	1	483			
GREENWOOD TOWNSHIP, PRECINCT 1	1	88			
HART TOWNSHIP, PRECINCT 1	1	530			
LEAVITT TOWNSHIP, PRECINCT 1	1	127			
NEWFIELD TOWNSHIP, PRECINCT 1	1	417			
OTTO TOWNSHIP, PRECINCT 1	1	116			
PENTWATER TOWNSHIP, PRECINCT 1	1	540			
SHELBY TOWNSHIP, PRECINCT 1	1	555			
SHELBY TOWNSHIP, PRECINCT 2	1	322			
WEARE TOWNSHIP, PRECINCT 1	1	274			
TOTALS	17	5456	119	179	7
	of 17				305

		FERRY TOWNSHIP							
		Supervisor		Clerk		Treasurer		Trustees	
		1 position per party		1 position per party		1 position per party		2 positions per party	
Precinct		Poll	David Allen	William	Jessup	Brenda	Dickman	Rod	Richard E.
		Book	Schmieding, Sr.	Jessup	Jessup	Dickman	Dickman	Studer	Cornwell
		Totals	Republican	Republican	TOTALS	Republican	TOTALS	Republican	Democratic
BENONA TOWNSHIP, PRECINCT 1	1	473							
CLAYBANKS TOWNSHIP, PRECINCT 1	1	196							
COLFAX TOWNSHIP, PRECINCT 1	1	59							
CRYSTAL TOWNSHIP, PRECINCT 1	1	131							
ELBRIDGE TOWNSHIP, PRECINCT 1	1	283							
FERRY TOWNSHIP, PRECINCT 1	1	256	194	178	178	188	188	158	18
GOLDEN TOWNSHIP, PRECINCT 1	1	606							
GRANT TOWNSHIP, PRECINCT 1	1	483							
GREENWOOD TOWNSHIP, PRECINCT 1	1	88							
HART TOWNSHIP, PRECINCT 1	1	530							
LEAVITT TOWNSHIP, PRECINCT 1	1	127							
NEWFIELD TOWNSHIP, PRECINCT 1	1	417							
OTTO TOWNSHIP, PRECINCT 1	1	116							
PENTWATER TOWNSHIP, PRECINCT 1	1	540							
SHELBY TOWNSHIP, PRECINCT 1	1	555							
SHELBY TOWNSHIP, PRECINCT 2	1	322							
WEARE TOWNSHIP, PRECINCT 1	1	274							
TOTALS	17	5456	194	178	178	188	188	158	18
	of 17								176

GOLDEN TOWNSHIP									
			Supervisor		Clerk		Treasurer		
			1 position per party		1 position per party		1 position per party		
Precinct			Poll	Carl A.	Floyd	Jean A.	Rachel	Connie	
			Book	Fuehring	Whelpley	Adams	Ileen	Cargill	
			Totals	Republican	Republican	Republican	Republican	Republican	TOTALS
BENONA TOWNSHIP, PRECINCT 1	1	473							
CLAYBANKS TOWNSHIP, PRECINCT 1	1	196							
COLFAX TOWNSHIP, PRECINCT 1	1	59							
CRYSTAL TOWNSHIP, PRECINCT 1	1	131							
ELBRIDGE TOWNSHIP, PRECINCT 1	1	283							
FERRY TOWNSHIP, PRECINCT 1	1	236							
GOLDEN TOWNSHIP, PRECINCT 1	1	606	268		257	183	348	439	439
GRANT TOWNSHIP, PRECINCT 1	1	483							
GREENWOOD TOWNSHIP, PRECINCT 1	1	88							
HART TOWNSHIP, PRECINCT 1	1	530							
LEAVITT TOWNSHIP, PRECINCT 1	1	127							
NEWFIELD TOWNSHIP, PRECINCT 1	1	417							
OTTO TOWNSHIP, PRECINCT 1	1	116							
PENTWATER TOWNSHIP, PRECINCT 1	1	540							
SHELBY TOWNSHIP, PRECINCT 1	1	555							
SHELBY TOWNSHIP, PRECINCT 2	1	322							
WEARE TOWNSHIP, PRECINCT 1	1	274							
TOTALS	17	5456	268	257	268	183	348	531	439
	of 17								

GRANT TOWNSHIP									
Precinct			Supervisor		Clerk			Treasurer	
			1 position per party		1 position per party			1 position per party	
			Poll	Roger W. Schmidt	Clifford Cudney	Arny Martell	William H. Wagner	Joanne Heck	
			Book	Schmidt	Cudney	Martell	Wagner	Heck	
			Totals	Republican	Republican	Republican	Republican	Republican	TOTALS
BENOVA TOWNSHIP, PRECINCT 1	1	473							
CLAYBANKS TOWNSHIP, PRECINCT 1	1	196							
COLFAX TOWNSHIP, PRECINCT 1	1	59							
CRYSTAL TOWNSHIP, PRECINCT 1	1	131							
ELBRIDGE TOWNSHIP, PRECINCT 1	1	283							
FERRY TOWNSHIP, PRECINCT 1	1	256							
GOLDEN TOWNSHIP, PRECINCT 1	1	606							
GRANT TOWNSHIP, PRECINCT 1	1	483	323	323	85	106	188	379	302
GREENWOOD TOWNSHIP, PRECINCT 1	1	88							
HART TOWNSHIP, PRECINCT 1	1	530							
LEAVITT TOWNSHIP, PRECINCT 1	1	127							
NEWFIELD TOWNSHIP, PRECINCT 1	1	417							
OTTO TOWNSHIP, PRECINCT 1	1	116							
PENTWATER TOWNSHIP, PRECINCT 1	1	540							
SHELBY TOWNSHIP, PRECINCT 1	1	555							
SHELBY TOWNSHIP, PRECINCT 2	1	322							
WEARE TOWNSHIP, PRECINCT 1	1	274							
TOTALS	17	5456	323	323	85	106	188	379	302
	of 17								

Precinct			Trustees			
			2 positions per party			
		Poll Book	James Aebig	Joan Brooks	Gerrit James Fekken	
		Totals	Republican	Republican	Democratic	TOTALS
BENONA TOWNSHIP, PRECINCT 1	1	473				
CLAYBANKS TOWNSHIP, PRECINCT 1	1	196				
COLFAX TOWNSHIP, PRECINCT 1	1	59				
CRYSTAL TOWNSHIP, PRECINCT 1	1	131				
ELBRIDGE TOWNSHIP, PRECINCT 1	1	283				
FERRY TOWNSHIP, PRECINCT 1	1	266				
GOLDEN TOWNSHIP, PRECINCT 1	1	806				
GRANT TOWNSHIP, PRECINCT 1	1	483	249	237	33	519
GREENWOOD TOWNSHIP, PRECINCT 1	1	88				
HART TOWNSHIP, PRECINCT 1	1	530				
LEAVITT TOWNSHIP, PRECINCT 1	1	127				
NEWFIELD TOWNSHIP, PRECINCT 1	1	417				
OTTO TOWNSHIP, PRECINCT 1	1	116				
PENTWATER TOWNSHIP, PRECINCT 1	1	540				
SHELBY TOWNSHIP, PRECINCT 1	1	555				
SHELBY TOWNSHIP, PRECINCT 2	1	322				
WEARE TOWNSHIP, PRECINCT 1	1	274				
TOTALS	17	5456	249	237	33	519
	of 17					

GREENWOOD TOWNSHIP										
			Supervisor		Clerk		Treasurer		Trustees	
			1 position per party		1 position per party		1 position per party		2 positions per party	
Precinct			Poll	Thomas E.	Cora B.	Sandra	Stacey K.	Ronald		
			Book	Deater	Conley	Gustman	Budde	Stroven		
			Totals	Republican	Democratic	Democratic	Republican	Democratic		
			TOTALS		TOTALS		TOTALS		TOTALS	
BENONA TOWNSHIP, PRECINCT 1	1	473								
CLAYBANKS TOWNSHIP, PRECINCT 1	1	196								
COLFAX TOWNSHIP, PRECINCT 1	1	59								
CRYSTAL TOWNSHIP, PRECINCT 1	1	131								
ELBRIDGE TOWNSHIP, PRECINCT 1	1	283								
FERRY TOWNSHIP, PRECINCT 1	1	256								
GOLDEN TOWNSHIP, PRECINCT 1	1	606								
GRANT TOWNSHIP, PRECINCT 1	1	483								
GREENWOOD TOWNSHIP, PRECINCT 1	1	88	54	54	18	18	47	16	63	
HART TOWNSHIP, PRECINCT 1	1	530								
LEAVITT TOWNSHIP, PRECINCT 1	1	127								
NEWFIELD TOWNSHIP, PRECINCT 1	1	417								
OTTO TOWNSHIP, PRECINCT 1	1	116								
PENTWATER TOWNSHIP, PRECINCT 1	1	540								
SHELBY TOWNSHIP, PRECINCT 1	1	555								
SHELBY TOWNSHIP, PRECINCT 2	1	322								
WEARE TOWNSHIP, PRECINCT 1	1	274								
TOTALS	17	5456	54	54	18	18	47	16	63	
	of 17									

HART TOWNSHIP											
Precinct			Supervisor		Clerk		Treasurer		Trustees		
			1 position per party		1 position per party		1 position per party		2 positions per party		
			Jay D. McGhan		Tim Tarske		Todd Metzler		Richard Huntington	Cal Moul	
			Book		Democratic		Republican		Republican	Republican	
			Totals	TOTALS	TOTALS	TOTALS	TOTALS	TOTALS	TOTALS	TOTALS	
BENONA TOWNSHIP, PRECINCT 1	1	473									
CLAYBANKS TOWNSHIP, PRECINCT 1	1	196									
COLFAX TOWNSHIP, PRECINCT 1	1	59									
CRYSTAL TOWNSHIP, PRECINCT 1	1	131									
ELBRIDGE TOWNSHIP, PRECINCT 1	1	283									
FERRY TOWNSHIP, PRECINCT 1	1	256									
GOLDEN TOWNSHIP, PRECINCT 1	1	606									
GREENWOOD TOWNSHIP, PRECINCT 1	1	483									
HART TOWNSHIP, PRECINCT 1	1	530	387	387	14	14	393	393	292	293	585
LEAVITT TOWNSHIP, PRECINCT 1	1	127									
NEWFIELD TOWNSHIP, PRECINCT 1	1	417									
OTTO TOWNSHIP, PRECINCT 1	1	116									
PENTWATER TOWNSHIP, PRECINCT 1	1	540									
SHELBY TOWNSHIP, PRECINCT 1	1	555									
SHELBY TOWNSHIP, PRECINCT 2	1	322									
WEARE TOWNSHIP, PRECINCT 1	1	274									
TOTALS	17	5456	387	387	14	14	393	393	292	293	585
	of 17										

LEAVITT TOWNSHIP									
			Supervisor		Clerk		Treasurer		
			1 position per party		1 position per party		1 position per party		
			John	Richard	Naomi		David		
			Book	Herremans	Oomen		Kruppe		
			Totals	Republican	Republican	Democratic	TOTALS	Republican	TOTALS
BENONA TOWNSHIP, PRECINCT 1	1	473							
CLAYBANKS TOWNSHIP, PRECINCT 1	1	196							
COLFAX TOWNSHIP, PRECINCT 1	1	59							
CRYSTAL TOWNSHIP, PRECINCT 1	1	131							
ELBRIDGE TOWNSHIP, PRECINCT 1	1	283							
FERRY TOWNSHIP, PRECINCT 1	1	256							
GOLDEN TOWNSHIP, PRECINCT 1	1	606							
GRANT TOWNSHIP, PRECINCT 1	1	483							
GREENWOOD TOWNSHIP, PRECINCT 1	1	88							
HART TOWNSHIP, PRECINCT 1	1	530							
LEAVITT TOWNSHIP, PRECINCT 1	1	127	34	77	11	11	62	62	
NEWFIELD TOWNSHIP, PRECINCT 1	1	417							
OTTO TOWNSHIP, PRECINCT 1	1	116							
PENTWATER TOWNSHIP, PRECINCT 1	1	540							
SHELBY TOWNSHIP, PRECINCT 1	1	555							
SHELBY TOWNSHIP, PRECINCT 2	1	322							
WEARE TOWNSHIP, PRECINCT 1	1	274							
TOTALS	17	5456	34	77	11	11	62	62	
	of 17								

Precinct			Trustees			
			2 positions per party			
		Poll	Raymond	Eleanor	Emma J.	
		Book	Dornbush	Kruppe	Kirwin	
		Totals	Republican	Republican	Democratic	TOTALS
BENONA TOWNSHIP, PRECINCT 1	1	473				
CLAYBANKS TOWNSHIP, PRECINCT 1	1	196				
COLFAX TOWNSHIP, PRECINCT 1	1	59				
CRYSTAL TOWNSHIP, PRECINCT 1	1	131				
ELBRIDGE TOWNSHIP, PRECINCT 1	1	283				
FERRY TOWNSHIP, PRECINCT 1	1	256				
GOLDEN TOWNSHIP, PRECINCT 1	1	606				
GRANT TOWNSHIP, PRECINCT 1	1	483				
GREENWOOD TOWNSHIP, PRECINCT 1	1	88				
HART TOWNSHIP, PRECINCT 1	1	530				
LEAVITT TOWNSHIP, PRECINCT 1	1	127	57	36	9	102
NEWFIELD TOWNSHIP, PRECINCT 1	1	417				
OTTO TOWNSHIP, PRECINCT 1	1	116				
PENTWATER TOWNSHIP, PRECINCT 1	1	540				
SHELBY TOWNSHIP, PRECINCT 1	1	555				
SHELBY TOWNSHIP, PRECINCT 2	1	322				
WEARE TOWNSHIP, PRECINCT 1	1	274				
TOTALS	17	5456	57	36	9	102
	of 17					

NEWFIELD TOWNSHIP									
			Supervisor			Clerk		Treasurer	
			1 position per party			1 position per party		1 position per party	
Precinct			Poll Book	Bob Carr	Joan David	Nancy L. Conley	Tami Ballantyne		
			Totals	Republican	Republican	Democratic	Democratic	TOTALS	
BENONA TOWNSHIP, PRECINCT 1	1	473							
CLAYBANKS TOWNSHIP, PRECINCT 1	1	196							
COLFAX TOWNSHIP, PRECINCT 1	1	59							
CRYSTAL TOWNSHIP, PRECINCT 1	1	131							
ELBRIDGE TOWNSHIP, PRECINCT 1	1	283							
FERRY TOWNSHIP, PRECINCT 1	1	256							
GOLDEN TOWNSHIP, PRECINCT 1	1	606							
GRANT TOWNSHIP, PRECINCT 1	1	483							
GREENWOOD TOWNSHIP, PRECINCT 1	1	88							
HART TOWNSHIP, PRECINCT 1	1	530							
LEAVITT TOWNSHIP, PRECINCT 1	1	127							
NEWFIELD TOWNSHIP, PRECINCT 1	1	417	122		172	76	76	69	69
OTTO TOWNSHIP, PRECINCT 1	1	116							
PENTWATER TOWNSHIP, PRECINCT 1	1	540							
SHELBY TOWNSHIP, PRECINCT 1	1	555							
SHELBY TOWNSHIP, PRECINCT 2	1	322							
WEARE TOWNSHIP, PRECINCT 1	1	274							
TOTALS	17	5456	122		172	294	76	76	69
	of 17								

Precinct		Trustees			
		2 positions per party			
		Poll Book	John F. Clark	Richard Wesley Roberson	
		Totals	Republican	Democratic	TOTALS
BENONA TOWNSHIP, PRECINCT 1	1	473			
CLAYBANKS TOWNSHIP, PRECINCT 1	1	196			
COLFAX TOWNSHIP, PRECINCT 1	1	59			
CRYSTAL TOWNSHIP, PRECINCT 1	1	131			
ELBRIDGE TOWNSHIP, PRECINCT 1	1	283			
FERRY TOWNSHIP, PRECINCT 1	1	256			
GOLDEN TOWNSHIP, PRECINCT 1	1	606			
GRANT TOWNSHIP, PRECINCT 1	1	483			
GREENWOOD TOWNSHIP, PRECINCT 1	1	88			
HART TOWNSHIP, PRECINCT 1	1	530			
LEAVITT TOWNSHIP, PRECINCT 1	1	127			
NEWFIELD TOWNSHIP, PRECINCT 1	1	417	184	61	245
OTTO TOWNSHIP, PRECINCT 1	1	116			
PENTWATER TOWNSHIP, PRECINCT 1	1	540			
SHELBY TOWNSHIP, PRECINCT 1	1	565			
SHELBY TOWNSHIP, PRECINCT 2	1	322			
WEARE TOWNSHIP, PRECINCT 1	1	274			
TOTALS	17	5456	184	61	245
	of 17				

OTTO TOWNSHIP										
			Supervisor		Clerk		Treasurer		Trustees	
			1 position per party		1 position per party		1 position per party		2 positions per party	
Precinct			Poll	Patricia Ann	Charlene	Raymond J.	Mary M.			
			Book	Budde	Martin	Gundy	Justian			
			Totals	Republican	Republican	Republican	Republican			
			TOTALS	TOTALS	TOTALS	TOTALS	TOTALS			
BENONA TOWNSHIP, PRECINCT 1	1	473								
CLAYBANKS TOWNSHIP, PRECINCT 1	1	196								
COLFAX TOWNSHIP, PRECINCT 1	1	59								
CRYSTAL TOWNSHIP, PRECINCT 1	1	131								
ELBRIDGE TOWNSHIP, PRECINCT 1	1	283								
FERRY TOWNSHIP, PRECINCT 1	1	256								
GOLDEN TOWNSHIP, PRECINCT 1	1	606								
GRANT TOWNSHIP, PRECINCT 1	1	483								
GREENWOOD TOWNSHIP, PRECINCT 1	1	88								
HART TOWNSHIP, PRECINCT 1	1	530								
LEAVITT TOWNSHIP, PRECINCT 1	1	127								
NEWFIELD TOWNSHIP, PRECINCT 1	1	417								
OTTO TOWNSHIP, PRECINCT 1	1	116	0	73	84	54	49			103
PENTWATER TOWNSHIP, PRECINCT 1	1	540								
SHELBY TOWNSHIP, PRECINCT 1	1	555								
SHELBY TOWNSHIP, PRECINCT 2	1	322								
WEARE TOWNSHIP, PRECINCT 1	1	274								
TOTALS	17	5456	0	73	84	54	49			103
	of 17									

				PENTWATER TOWNSHIP	
		Supervisor	Clerk		Treasurer
		1 position per party	1 position per party		1 position per party
Precinct	Poll	Charles F. Smith	Sue Ann Johnson	John Barker	Janice Siska
	Book	Republican	Republican	Democratic	Republican
	Totals	TOTALS	TOTALS	TOTALS	TOTALS
BENONA TOWNSHIP, PRECINCT 1	473				
CLAYBANKS TOWNSHIP, PRECINCT 1	196				
COLFAX TOWNSHIP, PRECINCT 1	59				
CRYSTAL TOWNSHIP, PRECINCT 1	131				
ELBRIDGE TOWNSHIP, PRECINCT 1	283				
FERRY TOWNSHIP, PRECINCT 1	256				
GOLDEN TOWNSHIP, PRECINCT 1	606				
GRANT TOWNSHIP, PRECINCT 1	483				
GREENWOOD TOWNSHIP, PRECINCT 1	88				
HART TOWNSHIP, PRECINCT 1	530				
LEAVITT TOWNSHIP, PRECINCT 1	127				
NEWFIELD TOWNSHIP, PRECINCT 1	417				
OTTO TOWNSHIP, PRECINCT 1	116				
PENTWATER TOWNSHIP, PRECINCT 1	540	366	338	49	341
SHELBY TOWNSHIP, PRECINCT 1	556				
SHELBY TOWNSHIP, PRECINCT 2	322				
WEARE TOWNSHIP, PRECINCT 1	274				
TOTALS	17 of 17	5456	366	366	338
				49	387
					341
					341

Precinct			Trustees			
			2 positions per party			
			Michael Wallace Flynn	Patrick Ruggles	TOTALS	
		Poll Book				
		Totals				
BENONA TOWNSHIP, PRECINCT 1	1	473				
CLAYBANKS TOWNSHIP, PRECINCT 1	1	196				
COLFAX TOWNSHIP, PRECINCT 1	1	59				
CRYSTAL TOWNSHIP, PRECINCT 1	1	131				
ELBRIDGE TOWNSHIP, PRECINCT 1	1	283				
FERRY TOWNSHIP, PRECINCT 1	1	256				
GOLDEN TOWNSHIP, PRECINCT 1	1	606				
GRANT TOWNSHIP, PRECINCT 1	1	483				
GREENWOOD TOWNSHIP, PRECINCT 1	1	88				
HART TOWNSHIP, PRECINCT 1	1	530				
LEAVITT TOWNSHIP, PRECINCT 1	1	127				
NEWFIELD TOWNSHIP, PRECINCT 1	1	417				
OTTO TOWNSHIP, PRECINCT 1	1	116				
PENTWATER TOWNSHIP, PRECINCT 1	1	540	338	47		385
SHELBY TOWNSHIP, PRECINCT 1	1	555				
SHELBY TOWNSHIP, PRECINCT 2	1	322				
WEARE TOWNSHIP, PRECINCT 1	1	274				
TOTALS	17	5456	338	47		385
	of 17					

		SHELBY TOWNSHIP									
		Supervisor		Clerk		Treasurer					
		1 position per party		1 position per party		1 position per party					
Precinct		John Hendrixon		Steve Crothers	Marilyn Glover	Julia Near	Barb Setlak				
		Book	Republican	Republican	Republican	Republican	Republican				
		Totals	TOTALS	TOTALS	TOTALS	TOTALS	TOTALS				
BENONA TOWNSHIP, PRECINCT 1	1	473									
CLAYBANKS TOWNSHIP, PRECINCT 1	1	196									
COLFAX TOWNSHIP, PRECINCT 1	1	59									
CRYSTAL TOWNSHIP, PRECINCT 1	1	131									
ELBRIDGE TOWNSHIP, PRECINCT 1	1	283									
FERRY TOWNSHIP, PRECINCT 1	1	256									
GOLDEN TOWNSHIP, PRECINCT 1	1	606									
GRANT TOWNSHIP, PRECINCT 1	1	483									
GREENWOOD TOWNSHIP, PRECINCT 1	1	88									
HART TOWNSHIP, PRECINCT 1	1	530									
LEAVITT TOWNSHIP, PRECINCT 1	1	127									
NEWFIELD TOWNSHIP, PRECINCT 1	1	417									
OTTO TOWNSHIP, PRECINCT 1	1	116									
PENTWATER TOWNSHIP, PRECINCT 1	1	540									
SHELBY TOWNSHIP, PRECINCT 1	1	555	395	172	318	352	116	352			
SHELBY TOWNSHIP, PRECINCT 2	1	322	237	102	178	209	53	209			
WEARE TOWNSHIP, PRECINCT 1	1	274									
TOTALS	17	5456	632	274	496	496	561	169	561		
	of 17										

Precinct		Trustees			
		2 positions per party			
		Poll Book	Kenneth Near	Cynthia S. Rapes	
		Totals	Republican	Republican	TOTALS
BENONA TOWNSHIP, PRECINCT 1	1	473			
CLAYBANKS TOWNSHIP, PRECINCT 1	1	196			
COLFAX TOWNSHIP, PRECINCT 1	1	59			
CRYSTAL TOWNSHIP, PRECINCT 1	1	131			
ELBRIDGE TOWNSHIP, PRECINCT 1	1	283			
FERRY TOWNSHIP, PRECINCT 1	1	256			
GOLDEN TOWNSHIP, PRECINCT 1	1	606			
GRANT TOWNSHIP, PRECINCT 1	1	483			
GREENWOOD TOWNSHIP, PRECINCT 1	1	88			
HART TOWNSHIP, PRECINCT 1	1	530			
LEAVITT TOWNSHIP, PRECINCT 1	1	127			
NEWFIELD TOWNSHIP, PRECINCT 1	1	417			
OTTO TOWNSHIP, PRECINCT 1	1	116			
PENTWATER TOWNSHIP, PRECINCT 1	1	540			
SHELBY TOWNSHIP, PRECINCT 1	1	555	332	345	677
SHELBY TOWNSHIP, PRECINCT 2	1	322	192	221	413
WEARE TOWNSHIP, PRECINCT 1	1	274			
TOTALS	17	5456	524	566	1090
	of 17				

WEARE TOWNSHIP										
			Supervisor		Clerk		Treasurer		Trustees	
				1 position per party		1 position per party		1 position per party		
Precinct			Poll Book	Dale Stevenson	Angela Aerts	Linda Dykema	Gary Hilbert	Thomas J. Sayles		
			Totals	Republican	Republican	Democratic	Republican	Democrat		
BENONA TOWNSHIP, PRECINCT 1	1		473							
CLAYBANKS TOWNSHIP, PRECINCT 1	1		196							
COLFAX TOWNSHIP, PRECINCT 1	1		59							
CRYSTAL TOWNSHIP, PRECINCT 1	1		131							
ELBRIDGE TOWNSHIP, PRECINCT 1	1		283							
FERRY TOWNSHIP, PRECINCT 1	1		256							
GOLDEN TOWNSHIP, PRECINCT 1	1		606							
GRANT TOWNSHIP, PRECINCT 1	1		483							
GREENWOOD TOWNSHIP, PRECINCT 1	1		88							
HART TOWNSHIP, PRECINCT 1	1		530							
LEAVITT TOWNSHIP, PRECINCT 1	1		127							
NEWFIELD TOWNSHIP, PRECINCT 1	1		417							
OTTO TOWNSHIP, PRECINCT 1	1		116							
PENTWATER TOWNSHIP, PRECINCT 1	1		540							
SHELBY TOWNSHIP, PRECINCT 1	1		565							
SHELBY TOWNSHIP, PRECINCT 2	1		322							
WEARE TOWNSHIP, PRECINCT 1	1		274	202	221	17	175	17		
TOTALS	17	5456	202	202	221	221	17	17	175	192
	of 17									

AUGUST 2, 2016

UNOFFICIAL ELECTION RESULTS

OCEANA COUNTY, MI

MILLAGE RENEWAL PROPOSAL FOR THE OCEANA COUNTY EMERGENCY AMBULANCE SERVICE				MILLAGE RENEWAL PROPOSAL FOR THE OCEANA COUNTY DEPARTMENT OF VETERANS' AFFAIRS			
Precinct	Poll Book Totals	YES	NO	TOTALS	YES	NO	TOTALS
BENONA	473	305	125	430	322	108	430
CLAYBANKS	196	140	35	175	136	41	177
COLFAX	59	28	26	54	40	15	55
CRYSTAL	131	74	35	109	80	24	110
ELBRIDGE	283	166	89	255	196	64	260
FERRY	256	144	84	228	164	64	228
GOLDEN	605	403	152	555	403	154	557
GRANT	483	315	128	443	329	117	446
GREENWOOD	88	68	16	84	75	9	84
HART	530	301	134	435	330	103	433
LEAVITT	127	73	41	114	88	25	113
NEWFIELD	417	289	86	375	295	78	373
OTTO	117	74	24	98	78	20	98
PENINWATER	540	408	101	509	407	101	508
SHELBY #1	555	369	144	513	404	106	510
SHELBY #2	323	209	86	295	213	81	294
WEARE	274	169	82	251	213	39	252
CITY OF HART	387	283	77	360	296	62	358
TOTALS	18 of 18 5844	3818	1465	5283	4075	1211	5286

UNOFFICIAL ELECTION RESULTS

OCEANA COUNTY, MI

				SPECIAL MILLAGE FOR OCEANA COUNTY COUNCIL ON AGING				PROPOSITION FOR SEPARATE TAX LIMITATIONS			
Precinct	Poll Book Totals	YES	NO	TOTALS	YES	NO	TOTALS				
BENONA	473	238	176	414	177	201	378				
CLAYBANKS	196	116	61	176	105	65	170				
COLFAX	59	28	27	55	19	34	53				
CRYSTAL	131	58	50	108	44	51	95				
ELBRIDGE	283	155	100	255	103	123	226				
FERRY	256	120	105	225	89	126	215				
GOLDEN	605	354	195	549	301	217	518				
GRANT	483	256	185	441	211	204	415				
GREENWOOD	88	45	35	80	40	37	77				
HART	530	275	158	433	226	181	407				
LEAVITT	127	62	49	111	51	58	109				
NEWFIELD	417	224	137	361	189	156	345				
OTTO	117	65	30	95	45	43	88				
PENINWATER	540	319	181	500	277	185	462				
SHELBY #1	555	312	186	498	255	200	455				
SHELBY #2	323	153	131	284	130	138	268				
WEARE	274	155	92	247	119	111	230				
CITY OF HART	387	254	104	358	211	127	338				
TOTALS	18 of 18	5844	3188	2002	5190	2592	2257	4849			

		BENONA TOWNSHIP PROPOSAL LIBRARY MILLAGE PROPOSAL				CLAYBANKS TOWNSHIP PROPOSAL FIRE PROTECTION MILLAGE RENEWAL			
Precinct		Poll							
		Book							
		Totals	YES	NO	TOTALS	YES	NO	TOTALS	
BENONA TOWNSHIP, PRECINCT 1	1	473	241	180	421				
CLAYBANKS TOWNSHIP, PRECINCT 1	1	196				122	18	140	
COLFAX TOWNSHIP, PRECINCT 1	1	59							
CRYSTAL TOWNSHIP, PRECINCT 1	1	131							
ELBRIDGE TOWNSHIP, PRECINCT 1	1	283							
FERRY TOWNSHIP, PRECINCT 1	1	256							
GOLDEN TOWNSHIP, PRECINCT 1	1	606							
GRANT TOWNSHIP, PRECINCT 1	1	483							
GREENWOOD TOWNSHIP, PRECINCT 1	1	88							
HART TOWNSHIP, PRECINCT 1	1	530							
LEAVITT TOWNSHIP, PRECINCT 1	1	127							
NEWFIELD TOWNSHIP, PRECINCT 1	1	417							
OTTO TOWNSHIP, PRECINCT 1	1	116							
PENTWATER TOWNSHIP, PRECINCT 1	1	540							
SHELBY TOWNSHIP, PRECINCT 1	1	555							
SHELBY TOWNSHIP, PRECINCT 2	1	322							
WEARE TOWNSHIP, PRECINCT 1	1	274							
TOTALS	17	5456	241	180	421	122	18	140	
	of 17								

CRYSTAL TOWNSHIP PROPOSALS												
			FIRE OPERATIONS MILLAGE RENEWAL			ROAD MILLAGE RENEWAL			FIRE EQUIPMENT MILLAGE RENEWAL			
Precinct		Poll Book Totals	YES	NO	TOTALS	YES	NO	TOTALS	YES	NO	TOTALS	
BENONA TOWNSHIP, PRECINCT 1	1	473										
CLAYBANKS TOWNSHIP, PRECINCT 1	1	196										
COLFAX TOWNSHIP, PRECINCT 1	1	59										
CRYSTAL TOWNSHIP, PRECINCT 1	1	131	78	28	106	70	37	107	76	27	103	
ELBRIDGE TOWNSHIP, PRECINCT 1	1	283										
FERRY TOWNSHIP, PRECINCT 1	1	256										
GOLDEN TOWNSHIP, PRECINCT 1	1	606										
GRANT TOWNSHIP, PRECINCT 1	1	483										
GREENWOOD TOWNSHIP, PRECINCT 1	1	88										
HART TOWNSHIP, PRECINCT 1	1	530										
LEAVITT TOWNSHIP, PRECINCT 1	1	127										
NEWFIELD TOWNSHIP, PRECINCT 1	1	417										
OTTO TOWNSHIP, PRECINCT 1	1	116										
PENTWATER TOWNSHIP, PRECINCT 1	1	540										
SHELBY TOWNSHIP, PRECINCT 1	1	555										
SHELBY TOWNSHIP, PRECINCT 2	1	322										
WEARE TOWNSHIP, PRECINCT 1	1	274										
TOTALS	17	5456	78	28	106	70	37	107	76	27	103	
	of 17											

		ELBRIDGE TOWNSHIP PROPOSALS			
		JOINT FIRE DEPARTMENT MILLAGE REPLACEMENT PROPOSAL		ROAD MILLAGE PROPOSAL	
Precinct		Poll Book			
		Totals	YES	NO	TOTALS
BENONA TOWNSHIP, PRECINCT 1	1	473			
CLAYBANKS TOWNSHIP, PRECINCT 1	1	196			
COLFAX TOWNSHIP, PRECINCT 1	1	59			
CRYSTAL TOWNSHIP, PRECINCT 1	1	131			
ELBRIDGE TOWNSHIP, PRECINCT 1	1	283	145	103	248
FERRY TOWNSHIP, PRECINCT 1	1	256			161
GOLDEN TOWNSHIP, PRECINCT 1	1	606			
GRANT TOWNSHIP, PRECINCT 1	1	483			
GREENWOOD TOWNSHIP, PRECINCT 1	1	88			
HART TOWNSHIP, PRECINCT 1	1	530			
LEAVITT TOWNSHIP, PRECINCT 1	1	127			
NEWFIELD TOWNSHIP, PRECINCT 1	1	417			
OTTO TOWNSHIP, PRECINCT 1	1	116			
PENTWATER TOWNSHIP, PRECINCT 1	1	540			
SHELBY TOWNSHIP, PRECINCT 1	1	555			
SHELBY TOWNSHIP, PRECINCT 2	1	322			
WEARE TOWNSHIP, PRECINCT 1	1	274			
TOTALS	17	5456	145	103	248
	of 17				161
					88
					249

AUGUST 2, 2016 PRIMARY ELECTION

UNOFFICIAL ELECTION RESULTS

OCEANA COUNTY, MI

		GRANT TOWNSHIP PROPOSALS				NEWFIELD TOWNSHIP PROPOSAL			
		MILLAGE FOR ROAD CONSTRUCTION AND REPAIRS RENEWAL				FIRE PROTECTION MILLAGE			
Precinct		Poll Book Totals	YES	NO	TOTALS	YES	NO	TOTALS	
BENONA TOWNSHIP, PRECINCT 1	1	473							
CLAYBANKS TOWNSHIP, PRECINCT 1	1	196							
COLFAX TOWNSHIP, PRECINCT 1	1	59							
CRYSTAL TOWNSHIP, PRECINCT 1	1	131							
ELBRIDGE TOWNSHIP, PRECINCT 1	1	283							
FERRY TOWNSHIP, PRECINCT 1	1	256							
GOLDEN TOWNSHIP, PRECINCT 1	1	606							
GRANT TOWNSHIP, PRECINCT 1	1	483	247	157	404	199	203	402	
GREENWOOD TOWNSHIP, PRECINCT 1	1	88							
HART TOWNSHIP, PRECINCT 1	1	530							
LEAVITT TOWNSHIP, PRECINCT 1	1	127							
NEWFIELD TOWNSHIP, PRECINCT 1	1	417							
OTTO TOWNSHIP, PRECINCT 1	1	116							
PENTWATER TOWNSHIP, PRECINCT 1	1	540							
SHELBY TOWNSHIP, PRECINCT 1	1	555							
SHELBY TOWNSHIP, PRECINCT 2	1	322							
WEARE TOWNSHIP, PRECINCT 1	1	274							
TOTALS	17 of 17	5456	247	157	404	199	203	402	
						279	59	338	

		PENTWATER TOWNSHIP PROPOSAL MAINTENANCE AND IMPROVEMENTS TO PENTWATER CEMETERY		SHELBY TOWNSHIP PROPOSAL ROAD MILLAGE PROPOSAL	
Precinct	Poll Book Totals	YES	NO	TOTALS	YES NO TOTALS
BENONA TOWNSHIP, PRECINCT 1	1 473				
CLAYBANKS TOWNSHIP, PRECINCT 1	1 196				
COLFAX TOWNSHIP, PRECINCT 1	1 59				
CRYSTAL TOWNSHIP, PRECINCT 1	1 131				
ELBRIDGE TOWNSHIP, PRECINCT 1	1 283				
FERRY TOWNSHIP, PRECINCT 1	1 256				
GOLDEN TOWNSHIP, PRECINCT 1	1 606				
GRANT TOWNSHIP, PRECINCT 1	1 483				
GREENWOOD TOWNSHIP, PRECINCT 1	1 88				
HART TOWNSHIP, PRECINCT 1	1 530				
LEAVITT TOWNSHIP, PRECINCT 1	1 127				
NEWFIELD TOWNSHIP, PRECINCT 1	1 417				
OTTO TOWNSHIP, PRECINCT 1	1 116				
PENTWATER TOWNSHIP, PRECINCT 1	1 540	271	158	429	
SHELBY TOWNSHIP, PRECINCT 1	1 555				282 214 496
SHELBY TOWNSHIP, PRECINCT 2	1 322				158 128 286
WEARE TOWNSHIP, PRECINCT 1	1 274				
TOTALS	17 5456	271	158	429	440 342 782
	of 17				

SHELBY PUBLIC SCHOOL BONDING PROPOSAL			
Precinct	Poll	YES	NO
Book	TOTALS		
Totals			
BENONA TOWNSHIP, PRECINCT 1	1 473	176	244
CLAYBANKS TOWNSHIP, PRECINCT 1B	1 196	9	21
FERRY TOWNSHIP, PRECINCT 1A	1 256	65	104
GOLDEN TOWNSHIP, PRECINCT 1B	1 606	7	3
GRANT TOWNSHIP, PRECINCT 1B	1 483	69	89
HART TOWNSHIP, PRECINCT 1B	1 530	2	10
NEWFIELD TOWNSHIP, PRECINCT 1B	1 417	2	4
OTTO TOWNSHIP, PRECINCT 1A	1 116	22	20
SHELBY TOWNSHIP, PRECINCT 1A	1 555	235	279
SHELBY TOWNSHIP, PRECINCT 2A/2B	1 322	134	160
TOTALS	10 3954	721	924
	of 10		

OFFICIAL COUNTY VOTE TOTALS

CANVASS OF VOTES CAST

FOR

**OGEMAW COUNTY
MICHIGAN**

**PRIMARY ELECTION
August 2, 2016**

(PERMANENT RECORD – DO NOT DESTROY)

**OGEMAW COUNTY CLERK
GARY R. KLACKING**

CAREN PIGLOWSKI
ADMIN. ASSISTANT

COUNTY OF OGEMAW
34th JUDICIAL CIRCUIT

Certificate of Determination – Canvass of Votes

County of Ogemaw – Primary Election

Tuesday, August 2, 2016

In the County of Ogemaw, State of Michigan, and canvassed by the Board of County Canvassers of Ogemaw County, Michigan on this 3rd day of August 2016.

STATEMENT OF VOTES

Herein is the *Canvass of Votes* polled in the County of Ogemaw for the *Primary Election* which was held on Tuesday, August 2, 2016 and filed with the Ogemaw County Clerk.

This board duly examined and considered said statements. The *Canvass of Votes* As cast for all offices as listed is as follows in the attached pages.

We do hereby certify that the foregoing are correct statements of votes cast in the County of Ogemaw, State of Michigan on Tuesday, August 2, 2016.

Page 2

Certification of Determination

August 3, 2016

IN WITNESS WHEREOF, we have hereunto set our hands
and caused to be affixed the seal of the Circuit Court for the
County of Ogemaw, this 3 day of August, 2016.

Donnie Bousaw Board

Denise Bodeker of

Ned R. Bott County

Glenn Shultz Canvassers

A CERTIFIED COPY.

Attest:

Gary R. Klacking
Gary R. Klacking, Ogemaw County Clerk
County of Ogemaw County, Michigan

Statement of Vote
Ogemaw County
Ogemaw_August2016_E
8/3/2016

Republican US REPRESENTATIVE

	Registered	Turnout	Percent	1	2
City of Rose City Ward 1 Precin	382	95	24.87%	46	0
Election Day Memory Packs		0	0.00%	0	0
Enter Manual Results		0	0.00%	0	0
Clerk		0	0.00%	0	0
SPR Host		95	24.87%	46	0
City of West Branch Ward 1 Pre	522	172	32.95%	72	3
Election Day Memory Packs		0	0.00%	0	0
Enter Manual Results		0	0.00%	0	0
Clerk		0	0.00%	0	0
SPR Host		172	32.95%	72	3
City of West Branch Ward 2 Pre	542	199	36.72%	99	0
Election Day Memory Packs		0	0.00%	0	0
Enter Manual Results		0	0.00%	0	0
Clerk		0	0.00%	0	0
SPR Host		199	36.72%	99	0
City of West Branch Ward 3 Pre	536	181	33.77%	92	0
Election Day Memory Packs		0	0.00%	0	0
Enter Manual Results		0	0.00%	0	0
Clerk		0	0.00%	0	0
SPR Host		181	33.77%	92	0
Churchill Township Precinct 1	1,235	480	38.87%	234	2
Election Day Memory Packs		0	0.00%	0	0
Enter Manual Results		0	0.00%	0	0
Clerk		0	0.00%	0	0
SPR Host		480	38.87%	234	2
Cumming Township Precinct 1	555	215	38.74%	113	1
Election Day Memory Packs		0	0.00%	0	0
Enter Manual Results		0	0.00%	0	0
Clerk		0	0.00%	0	0
SPR Host		215	38.74%	113	1
Edwards Township Precinct 1	1,054	449	42.60%	174	1
Election Day Memory Packs		0	0.00%	0	0
Enter Manual Results		0	0.00%	0	0
Clerk		0	0.00%	0	0
SPR Host		449	42.60%	174	1
Foster Township Precinct 1	700	257	36.71%	133	2
Election Day Memory Packs		0	0.00%	0	0
Enter Manual Results		0	0.00%	0	0
Clerk		0	0.00%	0	0
SPR Host		257	36.71%	133	2
Goodar Township Precinct 1	330	92	27.88%	43	1
Election Day Memory Packs		0	0.00%	0	0
Enter Manual Results		0	0.00%	0	0
Clerk		0	0.00%	0	0
SPR Host		92	27.88%	43	1
Hill Township Precinct 1	1,211	413	34.10%	175	1
Election Day Memory Packs		0	0.00%	0	0
Enter Manual Results		0	0.00%	0	0
Clerk		0	0.00%	0	0
SPR Host		413	34.10%	175	1

Statement of Vote
Ogemaw County
Ogemaw_August2016_E
8/3/2016

Republican US REPRESENTATIVE

	Registered	Turnout	Percent	1	2
Horton Township Precinct 1	745	230	30.87%	110 ✓	0
Election Day Memory Packs		0	0.00%	0	0
Enter Manual Results		0	0.00%	0	0
Clerk		0	0.00%	0	0
SPR Host		230	30.87%	110	0
Klacking Township Precinct 1	454	206	45.37%	106 ✓	1
Election Day Memory Packs		0	0.00%	0	0
Enter Manual Results		0	0.00%	0	0
Clerk		0	0.00%	0	0
SPR Host		206	45.37%	106	1
Logan Township Precinct 1	449	149	33.18%	70 ✓	0
Election Day Memory Packs		0	0.00%	0	0
Enter Manual Results		0	0.00%	0	0
Clerk		0	0.00%	0	0
SPR Host		149	33.18%	70	0
Mills Township Precinct 1	1,153	385	33.39%	147 ✓	0
Election Day Memory Packs		0	0.00%	0	0
Enter Manual Results		0	0.00%	0	0
Clerk		0	0.00%	0	0
SPR Host		385	33.39%	147	0
Mills Township Precinct 2	1,975	488	24.71%	164 ✓	2
Election Day Memory Packs		0	0.00%	0	0
Enter Manual Results		0	0.00%	0	0
Clerk		0	0.00%	0	0
SPR Host		488	24.71%	164	2
Ogemaw Township Precinct 1	896	439	49.00%	225 ✓	0
Election Day Memory Packs		0	0.00%	0	0
Enter Manual Results		0	0.00%	0	0
Clerk		0	0.00%	0	0
SPR Host		439	49.00%	225	0
Richland Township Precinct 1	668	198	29.64%	102 ✓	0
Election Day Memory Packs		0	0.00%	0	0
Enter Manual Results		0	0.00%	0	0
Clerk		0	0.00%	0	0
SPR Host		198	29.64%	102	0
Rose Township Precinct 1	1,019	355	34.84%	202 ✓	1
Election Day Memory Packs		0	0.00%	0	0
Enter Manual Results		0	0.00%	0	0
Clerk		0	0.00%	0	0
SPR Host		355	34.84%	202	1
West Branch Township Precinct 1	1,940	739	38.09%	360 ✓	1
Election Day Memory Packs		0	0.00%	0	0
Enter Manual Results		0	0.00%	0	0
Clerk		0	0.00%	0	0

Statement of Vote
Ogemaw County
Ogemaw_August2016_E
8/3/2016

Republican US REPRESENTATIVE

	Registered	Turnout	Percent	1	2
West Branch Township Precinct	1,940	739	38.09%	360	1
SPR Host		739	38.09%	360	1
	16,366	5,742	35.08%	2,667	16

Candidates

- 1 John Moolenaar
- 2 Write-In

Statement of Vote
Ogemaw County
Ogemaw_August2016_E
8/3/2016

Republican STATE REPRESENTATIVE

	Registered	Turnout	Percent	1	2	3
City of Rose City Ward 1 Precin	382	95	24.87%	11	45	0
Election Day Memory Packs		0	0.00%	0	0	0
Enter Manual Results		0	0.00%	0	0	0
Clerk		0	0.00%	0	0	0
SPR Host		95	24.87%	11	45	0
City of West Branch Ward 1 Pre	522	172	32.95%	14	79	0
Election Day Memory Packs		0	0.00%	0	0	0
Enter Manual Results		0	0.00%	0	0	0
Clerk		0	0.00%	0	0	0
SPR Host		172	32.95%	14	79	0
City of West Branch Ward 2 Pre	542	199	36.72%	15	101	0
Election Day Memory Packs		0	0.00%	0	0	0
Enter Manual Results		0	0.00%	0	0	0
Clerk		0	0.00%	0	0	0
SPR Host		199	36.72%	15	101	0
City of West Branch Ward 3 Pre	536	181	33.77%	12	98	0
Election Day Memory Packs		0	0.00%	0	0	0
Enter Manual Results		0	0.00%	0	0	0
Clerk		0	0.00%	0	0	0
SPR Host		181	33.77%	12	98	0
Churchill Township Precinct 1	1,235	480	38.87%	38	256	0
Election Day Memory Packs		0	0.00%	0	0	0
Enter Manual Results		0	0.00%	0	0	0
Clerk		0	0.00%	0	0	0
SPR Host		480	38.87%	38	256	0
Cumming Township Precinct 1	555	215	38.74%	15	127	0
Election Day Memory Packs		0	0.00%	0	0	0
Enter Manual Results		0	0.00%	0	0	0
Clerk		0	0.00%	0	0	0
SPR Host		215	38.74%	15	127	0
Edwards Township Precinct 1	1,054	449	42.60%	24	173	0
Election Day Memory Packs		0	0.00%	0	0	0
Enter Manual Results		0	0.00%	0	0	0
Clerk		0	0.00%	0	0	0
SPR Host		449	42.60%	24	173	0
Foster Township Precinct 1	700	257	36.71%	22	132	0
Election Day Memory Packs		0	0.00%	0	0	0
Enter Manual Results		0	0.00%	0	0	0
Clerk		0	0.00%	0	0	0
SPR Host		257	36.71%	22	132	0
Goodar Township Precinct 1	330	92	27.88%	18	34	0
Election Day Memory Packs		0	0.00%	0	0	0
Enter Manual Results		0	0.00%	0	0	0
Clerk		0	0.00%	0	0	0
SPR Host		92	27.88%	18	34	0
Hill Township Precinct 1	1,211	413	34.10%	32	179	0
Election Day Memory Packs		0	0.00%	0	0	0
Enter Manual Results		0	0.00%	0	0	0
Clerk		0	0.00%	0	0	0
SPR Host		413	34.10%	32	179	0

Statement of Vote
Ogemaw County
Ogemaw_August2016_E
8/3/2016

Republican STATE REPRESENTATIVE

	Registered	Turnout	Percent	1	2	3
Horton Township Precinct 1	745	230	30.87%	19 ✓	114 ✓	0
Election Day Memory Packs		0	0.00%	0	0	0
Enter Manual Results		0	0.00%	0	0	0
Clerk		0	0.00%	0	0	0
SPR Host		230	30.87%	19	114	0
Klackung Township Precinct 1	454	206	45.37%	17 ✓	110 ✓	0
Election Day Memory Packs		0	0.00%	0	0	0
Enter Manual Results		0	0.00%	0	0	0
Clerk		0	0.00%	0	0	0
SPR Host		206	45.37%	17	110	0
Logan Township Precinct 1	449	149	33.18%	22 ✓	60 ✓	0
Election Day Memory Packs		0	0.00%	0	0	0
Enter Manual Results		0	0.00%	0	0	0
Clerk		0	0.00%	0	0	0
SPR Host		149	33.18%	22	60	0
Mills Township Precinct 1	1,153	385	33.39%	29 ✓	142 ✓	0
Election Day Memory Packs		0	0.00%	0	0	0
Enter Manual Results		0	0.00%	0	0	0
Clerk		0	0.00%	0	0	0
SPR Host		385	33.39%	29	142	0
Mills Township Precinct 2	1,975	488	24.71%	36 ✓	151 ✓	4
Election Day Memory Packs		0	0.00%	0	0	0
Enter Manual Results		0	0.00%	0	0	0
Clerk		0	0.00%	0	0	0
SPR Host		488	24.71%	36	151	4
Ogemaw Township Precinct 1	896	439	49.00%	24 ✓	264 ✓	0
Election Day Memory Packs		0	0.00%	0	0	0
Enter Manual Results		0	0.00%	0	0	0
Clerk		0	0.00%	0	0	0
SPR Host		439	49.00%	24	264	0
Richland Township Precinct 1	668	198	29.64%	36 ✓	101 ✓	0
Election Day Memory Packs		0	0.00%	0	0	0
Enter Manual Results		0	0.00%	0	0	0
Clerk		0	0.00%	0	0	0
SPR Host		198	29.64%	36	101	0
Rose Township Precinct 1	1,019	355	34.84%	30 ✓	205 ✓	0
Election Day Memory Packs		0	0.00%	0	0	0
Enter Manual Results		0	0.00%	0	0	0
Clerk		0	0.00%	0	0	0
SPR Host		355	34.84%	30	205	0
West Branch Township Precinct 1	1,940	739	38.09%	37 ✓	416 ✓	3
Election Day Memory Packs		0	0.00%	0	0	0
Enter Manual Results		0	0.00%	0	0	0
Clerk		0	0.00%	0	0	0

Statement of Vote
Ogemaw County
Ogemaw_August2016_E
8/3/2016

Republican STATE REPRESENTATIVE

	Registered	Turnout	Percent	1	2	3
West Branch Township Precinct	1,940	739	38.09%	37	416	3
SPR Host		739	38.09%	37	416	3
	16,366	5,742	35.08%	451	2,787	7

Candidates

- 1 Vijay Kumar
- 2 Daire L. Rendon
- 3 Write-In

Statement of Vote
Ogemaw County
Ogemaw_August2016_E
8/3/2016

Republican COUNTY PROSECUTING ATTORNEY

	Registered	Turnout	Percent	1
City of Rose City Ward 1 Precin	382	95	24.87%	4
Election Day Memory Packs		0	0.00%	0
Enter Manual Results		0	0.00%	0
Clerk		0	0.00%	0
SPR Host		95	24.87%	4
City of West Branch Ward 1 Pre	522	172	32.95%	6
Election Day Memory Packs		0	0.00%	0
Enter Manual Results		0	0.00%	0
Clerk		0	0.00%	0
SPR Host		172	32.95%	6
City of West Branch Ward 2 Pre	542	199	36.72%	6
Election Day Memory Packs		0	0.00%	0
Enter Manual Results		0	0.00%	0
Clerk		0	0.00%	0
SPR Host		199	36.72%	6
City of West Branch Ward 3 Pre	536	181	33.77%	9
Election Day Memory Packs		0	0.00%	0
Enter Manual Results		0	0.00%	0
Clerk		0	0.00%	0
SPR Host		181	33.77%	9
Churchill Township Precinct 1	1,235	480	38.87%	10
Election Day Memory Packs		0	0.00%	0
Enter Manual Results		0	0.00%	0
Clerk		0	0.00%	0
SPR Host		480	38.87%	10
Cumming Township Precinct 1	555	215	38.74%	6
Election Day Memory Packs		0	0.00%	0
Enter Manual Results		0	0.00%	0
Clerk		0	0.00%	0
SPR Host		215	38.74%	6
Edwards Township Precinct 1	1,054	449	42.60%	4
Election Day Memory Packs		0	0.00%	0
Enter Manual Results		0	0.00%	0
Clerk		0	0.00%	0
SPR Host		449	42.60%	4
Foster Township Precinct 1	700	257	36.71%	8
Election Day Memory Packs		0	0.00%	0
Enter Manual Results		0	0.00%	0
Clerk		0	0.00%	0
SPR Host		257	36.71%	8
Goodar Township Precinct 1	330	92	27.88%	4
Election Day Memory Packs		0	0.00%	0
Enter Manual Results		0	0.00%	0
Clerk		0	0.00%	0
SPR Host		92	27.88%	4
Hill Township Precinct 1	1,211	413	34.10%	7
Election Day Memory Packs		0	0.00%	0
Enter Manual Results		0	0.00%	0
Clerk		0	0.00%	0
SPR Host		413	34.10%	7

Statement of Vote
Ogemaw County
Ogemaw_August2016_E
8/3/2016

Republican COUNTY PROSECUTING ATTORNEY

	Registered	Turnout	Percent	1
Horton Township Precinct 1	745	230	30.87%	2
Election Day Memory Packs		0	0.00%	0
Enter Manual Results		0	0.00%	0
Clerk		0	0.00%	0
SPR Host		230	30.87%	2
Klacking Township Precinct 1	454	206	45.37%	6
Election Day Memory Packs		0	0.00%	0
Enter Manual Results		0	0.00%	0
Clerk		0	0.00%	0
SPR Host		206	45.37%	6
Logan Township Precinct 1	449	149	33.18%	3
Election Day Memory Packs		0	0.00%	0
Enter Manual Results		0	0.00%	0
Clerk		0	0.00%	0
SPR Host		149	33.18%	3
Mills Township Precinct 1	1,153	385	33.39%	11
Election Day Memory Packs		0	0.00%	0
Enter Manual Results		0	0.00%	0
Clerk		0	0.00%	0
SPR Host		385	33.39%	11
Mills Township Precinct 2	1,975	488	24.71%	22
Election Day Memory Packs		0	0.00%	0
Enter Manual Results		0	0.00%	0
Clerk		0	0.00%	0
SPR Host		488	24.71%	22
Ogemaw Township Precinct 1	896	439	49.00%	9
Election Day Memory Packs		0	0.00%	0
Enter Manual Results		0	0.00%	0
Clerk		0	0.00%	0
SPR Host		439	49.00%	9
Richland Township Precinct 1	668	198	29.64%	5
Election Day Memory Packs		0	0.00%	0
Enter Manual Results		0	0.00%	0
Clerk		0	0.00%	0
SPR Host		198	29.64%	5
Rose Township Precinct 1	1,019	355	34.84%	12
Election Day Memory Packs		0	0.00%	0
Enter Manual Results		0	0.00%	0
Clerk		0	0.00%	0
SPR Host		355	34.84%	12
West Branch Township Precinct	1,940	739	38.09%	21
Election Day Memory Packs		0	0.00%	0
Enter Manual Results		0	0.00%	0
Clerk		0	0.00%	0

Statement of Vote
Ogemaw County
Ogemaw_August2016_E
8/3/2016

Republican COUNTY PROSECUTING ATTORNEY

	Registered	Turnout	Percent	1
West Branch Township Precinct	1,940	739	38.09%	21
SPR Host		739	38.09%	21
	16,366	5,742	35.08%	155

Candidates

1 Write-In

Statement of Vote
Ogemaw County
Ogemaw_August2016_E
8/3/2016

Republican COUNTY SHERIFF

	Registered	Turnout	Percent	1	2	3
City of Rose City Ward 1 Precin	382	95	24.87%	40	19✓	0
Election Day Memory Packs		0	0.00%	0	0	0
Enter Manual Results		0	0.00%	0	0	0
Clerk		0	0.00%	0	0	0
SPR Host		95	24.87%	40	19	0
City of West Branch Ward 1 Pre	522	172	32.95%	39✓	60✓	1
Election Day Memory Packs		0	0.00%	0	0	0
Enter Manual Results		0	0.00%	0	0	0
Clerk		0	0.00%	0	0	0
SPR Host		172	32.95%	39	60	1
City of West Branch Ward 2 Pre	542	199	36.72%	36✓	91✓	0
Election Day Memory Packs		0	0.00%	0	0	0
Enter Manual Results		0	0.00%	0	0	0
Clerk		0	0.00%	0	0	0
SPR Host		199	36.72%	36	91	0
City of West Branch Ward 3 Pre	536	181	33.77%	40✓	77✓	0
Election Day Memory Packs		0	0.00%	0	0	0
Enter Manual Results		0	0.00%	0	0	0
Clerk		0	0.00%	0	0	0
SPR Host		181	33.77%	40	77	0
Churchill Township Precinct 1	1,235	480	38.87%	144✓	178✓	0
Election Day Memory Packs		0	0.00%	0	0	0
Enter Manual Results		0	0.00%	0	0	0
Clerk		0	0.00%	0	0	0
SPR Host		480	38.87%	144	178	0
Cumming Township Precinct 1	555	215	38.74%	81✓	76✓	0
Election Day Memory Packs		0	0.00%	0	0	0
Enter Manual Results		0	0.00%	0	0	0
Clerk		0	0.00%	0	0	0
SPR Host		215	38.74%	81	76	0
Edwards Township Precinct 1	1,054	449	42.60%	74✓	137✓	0
Election Day Memory Packs		0	0.00%	0	0	0
Enter Manual Results		0	0.00%	0	0	0
Clerk		0	0.00%	0	0	0
SPR Host		449	42.60%	74	137	0
Foster Township Precinct 1	700	257	36.71%	73✓	87✓	0
Election Day Memory Packs		0	0.00%	0	0	0
Enter Manual Results		0	0.00%	0	0	0
Clerk		0	0.00%	0	0	0
SPR Host		257	36.71%	73	87	0
Goodar Township Precinct 1	330	92	27.88%	17✓	35✓	0
Election Day Memory Packs		0	0.00%	0	0	0
Enter Manual Results		0	0.00%	0	0	0
Clerk		0	0.00%	0	0	0
SPR Host		92	27.88%	17	35	0
Hill Township Precinct 1	1,211	413	34.10%	79✓	138✓	0
Election Day Memory Packs		0	0.00%	0	0	0
Enter Manual Results		0	0.00%	0	0	0
Clerk		0	0.00%	0	0	0
SPR Host		413	34.10%	79	138	0

Statement of Vote
Ogemaw County
Ogemaw_August2016_E
8/3/2016

Republican COUNTY SHERIFF

	Registered	Turnout	Percent	1	2	3
Horton Township Precinct 1	745	230	30.87%	45 ✓	100 ✓	0
Election Day Memory Packs		0	0.00%	0	0	0
Enter Manual Results		0	0.00%	0	0	0
Clerk		0	0.00%	0	0	0
SPR Host		230	30.87%	45	100	0
Klacking Township Precinct 1	454	206	45.37%	57 ✓	80 ✓	1
Election Day Memory Packs		0	0.00%	0	0	0
Enter Manual Results		0	0.00%	0	0	0
Clerk		0	0.00%	0	0	0
SPR Host		206	45.37%	57	80	1
Logan Township Precinct 1	449	149	33.18%	48 ✓	38 ✓	1
Election Day Memory Packs		0	0.00%	0	0	0
Enter Manual Results		0	0.00%	0	0	0
Clerk		0	0.00%	0	0	0
SPR Host		149	33.18%	48	38	1
Mills Township Precinct 1	1,153	385	33.39%	107 ✓	82 ✓	0
Election Day Memory Packs		0	0.00%	0	0	0
Enter Manual Results		0	0.00%	0	0	0
Clerk		0	0.00%	0	0	0
SPR Host		385	33.39%	107	82	0
Mills Township Precinct 2	1,975	488	24.71%	162 ✓	51 ✓	0
Election Day Memory Packs		0	0.00%	0	0	0
Enter Manual Results		0	0.00%	0	0	0
Clerk		0	0.00%	0	0	0
SPR Host		488	24.71%	162	51	0
Ogemaw Township Precinct 1	896	439	49.00%	125 ✓	180 ✓	0
Election Day Memory Packs		0	0.00%	0	0	0
Enter Manual Results		0	0.00%	0	0	0
Clerk		0	0.00%	0	0	0
SPR Host		439	49.00%	125	180	0
Richland Township Precinct 1	668	198	29.64%	91 ✓	61 ✓	0
Election Day Memory Packs		0	0.00%	0	0	0
Enter Manual Results		0	0.00%	0	0	0
Clerk		0	0.00%	0	0	0
SPR Host		198	29.64%	91	61	0
Rose Township Precinct 1	1,019	355	34.84%	139 ✓	110 ✓	0
Election Day Memory Packs		0	0.00%	0	0	0
Enter Manual Results		0	0.00%	0	0	0
Clerk		0	0.00%	0	0	0
SPR Host		355	34.84%	139	110	0
West Branch Township Precinct	1,940	739	38.09%	167 ✓	337 ✓	1
Election Day Memory Packs		0	0.00%	0	0	0
Enter Manual Results		0	0.00%	0	0	0
Clerk		0	0.00%	0	0	0

Statement of Vote
Ogemaw County
Ogemaw_August2016_E
8/3/2016

Republican COUNTY SHERIFF

	Registered	Turnout	Percent	1	2	3
West Branch Township Precinct	1,940	739	38.09%	167	337	1
SPR Host		739	38.09%	167	337	1
	16,366	5,742	35.08%	1,564	1,937	4

Candidates

- 1 Brian D. Gilbert
- 2 Howie Hanft
- 3 Write-In

Statement of Vote
Ogemaw County
Ogemaw_August2016_E
8/3/2016

Republican COUNTY CLERK

	Registered	Turnout	Percent	1	2
City of Rose City Ward 1 Precin	382	95	24.87%	48	0
Election Day Memory Packs		0	0.00%	0	0
Enter Manual Results		0	0.00%	0	0
Clerk		0	0.00%	0	0
SPR Host		95	24.87%	48	0
City of West Branch Ward 1 Pre	522	172	32.95%	78 ✓	0
Election Day Memory Packs		0	0.00%	0	0
Enter Manual Results		0	0.00%	0	0
Clerk		0	0.00%	0	0
SPR Host		172	32.95%	78	0
City of West Branch Ward 2 Pre	542	199	36.72%	100 ✓	0
Election Day Memory Packs		0	0.00%	0	0
Enter Manual Results		0	0.00%	0	0
Clerk		0	0.00%	0	0
SPR Host		199	36.72%	100	0
City of West Branch Ward 3 Pre	536	181	33.77%	96 ✓	1
Election Day Memory Packs		0	0.00%	0	0
Enter Manual Results		0	0.00%	0	0
Clerk		0	0.00%	0	0
SPR Host		181	33.77%	96	1
Churchill Township Precinct 1	1,235	480	38.87%	242 ✓	0
Election Day Memory Packs		0	0.00%	0	0
Enter Manual Results		0	0.00%	0	0
Clerk		0	0.00%	0	0
SPR Host		480	38.87%	242	0
Cumming Township Precinct 1	555	215	38.74%	122 ✓	1
Election Day Memory Packs		0	0.00%	0	0
Enter Manual Results		0	0.00%	0	0
Clerk		0	0.00%	0	0
SPR Host		215	38.74%	122	1
Edwards Township Precinct 1	1,054	449	42.60%	180 ✓	0
Election Day Memory Packs		0	0.00%	0	0
Enter Manual Results		0	0.00%	0	0
Clerk		0	0.00%	0	0
SPR Host		449	42.60%	180	0
Foster Township Precinct 1	700	257	36.71%	128 ✓	0
Election Day Memory Packs		0	0.00%	0	0
Enter Manual Results		0	0.00%	0	0
Clerk		0	0.00%	0	0
SPR Host		257	36.71%	128	0
Goodar Township Precinct 1	330	92	27.88%	41 ✓	0
Election Day Memory Packs		0	0.00%	0	0
Enter Manual Results		0	0.00%	0	0
Clerk		0	0.00%	0	0
SPR Host		92	27.88%	41	0
Hill Township Precinct 1	1,211	413	34.10%	174 ✓	0
Election Day Memory Packs		0	0.00%	0	0
Enter Manual Results		0	0.00%	0	0
Clerk		0	0.00%	0	0
SPR Host		413	34.10%	174	0

Statement of Vote
Ogemaw County
Ogemaw_August2016_E
8/3/2016

Republican COUNTY CLERK

	Registered	Turnout	Percent	1	2
Horton Township Precinct 1	745	230	30.87%	114 ✓	0
Election Day Memory Packs		0	0.00%	0	0
Enter Manual Results		0	0.00%	0	0
Clerk		0	0.00%	0	0
SPR Host		230	30.87%	114	0
Klacking Township Precinct 1	454	206	45.37%	111 ✓	1
Election Day Memory Packs		0	0.00%	0	0
Enter Manual Results		0	0.00%	0	0
Clerk		0	0.00%	0	0
SPR Host		206	45.37%	111	1
Logan Township Precinct 1	449	149	33.18%	70 ✓	0
Election Day Memory Packs		0	0.00%	0	0
Enter Manual Results		0	0.00%	0	0
Clerk		0	0.00%	0	0
SPR Host		149	33.18%	70	0
Mills Township Precinct 1	1,153	385	33.39%	154 ✓	0
Election Day Memory Packs		0	0.00%	0	0
Enter Manual Results		0	0.00%	0	0
Clerk		0	0.00%	0	0
SPR Host		385	33.39%	154	0
Mills Township Precinct 2	1,975	488	24.71%	172 ✓	1
Election Day Memory Packs		0	0.00%	0	0
Enter Manual Results		0	0.00%	0	0
Clerk		0	0.00%	0	0
SPR Host		488	24.71%	172	1
Ogemaw Township Precinct 1	896	439	49.00%	231 ✓	1
Election Day Memory Packs		0	0.00%	0	0
Enter Manual Results		0	0.00%	0	0
Clerk		0	0.00%	0	0
SPR Host		439	49.00%	231	1
Richland Township Precinct 1	668	198	29.64%	113 ✓	0
Election Day Memory Packs		0	0.00%	0	0
Enter Manual Results		0	0.00%	0	0
Clerk		0	0.00%	0	0
SPR Host		198	29.64%	113	0
Rose Township Precinct 1	1,019	355	34.84%	215 ✓	1
Election Day Memory Packs		0	0.00%	0	0
Enter Manual Results		0	0.00%	0	0
Clerk		0	0.00%	0	0
SPR Host		355	34.84%	215	1
West Branch Township Precinct	1,940	739	38.09%	390 ✓	0
Election Day Memory Packs		0	0.00%	0	0
Enter Manual Results		0	0.00%	0	0
Clerk		0	0.00%	0	0

Statement of Vote
Ogemaw County
Ogemaw_August2016_E
8/3/2016

Republican COUNTY CLERK

	Registered	Turnout	Percent	1	2
• West Branch Township Precinct	1,940	739	38.09%	390	0
SPR Host		739	38.09%	390	0
	16,366	5,742	35.08%	2,779	6

Candidates

- 1 Gary R. Klacking
- 2 Write-In

Statement of Vote
Ogemaw County
Ogemaw_August2016_E
8/3/2016

Republican COUNTY TREASURER

	Registered	Turnout	Percent	1	2
City of Rose City Ward 1 Precin	382	95	24.87%	43 ✓	1
Election Day Memory Packs		0	0.00%	0	0
Enter Manual Results		0	0.00%	0	0
Clerk		0	0.00%	0	0
SPR Host		95	24.87%	43	1
City of West Branch Ward 1 Pre	522	172	32.95%	68 ✓	2
Election Day Memory Packs		0	0.00%	0	0
Enter Manual Results		0	0.00%	0	0
Clerk		0	0.00%	0	0
SPR Host		172	32.95%	68	2
City of West Branch Ward 2 Pre	542	199	36.72%	94 ✓	1
Election Day Memory Packs		0	0.00%	0	0
Enter Manual Results		0	0.00%	0	0
Clerk		0	0.00%	0	0
SPR Host		199	36.72%	94	1
City of West Branch Ward 3 Pre	536	181	33.77%	96 ✓	1
Election Day Memory Packs		0	0.00%	0	0
Enter Manual Results		0	0.00%	0	0
Clerk		0	0.00%	0	0
SPR Host		181	33.77%	96	1
Churchill Township Precinct 1	1,235	480	38.87%	216 ✓	2
Election Day Memory Packs		0	0.00%	0	0
Enter Manual Results		0	0.00%	0	0
Clerk		0	0.00%	0	0
SPR Host		480	38.87%	216	2
Cumming Township Precinct 1	555	215	38.74%	112 ✓	0
Election Day Memory Packs		0	0.00%	0	0
Enter Manual Results		0	0.00%	0	0
Clerk		0	0.00%	0	0
SPR Host		215	38.74%	112	0
Edwards Township Precinct 1	1,054	449	42.60%	165 ✓	1
Election Day Memory Packs		0	0.00%	0	0
Enter Manual Results		0	0.00%	0	0
Clerk		0	0.00%	0	0
SPR Host		449	42.60%	165	1
Foster Township Precinct 1	700	257	36.71%	136 ✓	1
Election Day Memory Packs		0	0.00%	0	0
Enter Manual Results		0	0.00%	0	0
Clerk		0	0.00%	0	0
SPR Host		257	36.71%	136	1
Goodar Township Precinct 1	330	92	27.88%	41 ✓	0
Election Day Memory Packs		0	0.00%	0	0
Enter Manual Results		0	0.00%	0	0
Clerk		0	0.00%	0	0
SPR Host		92	27.88%	41	0
Hill Township Precinct 1	1,211	413	34.10%	156 ✓	0
Election Day Memory Packs		0	0.00%	0	0
Enter Manual Results		0	0.00%	0	0
Clerk		0	0.00%	0	0
SPR Host		413	34.10%	156	0

Statement of Vote
Ogemaw County
Ogemaw_August2016_E
8/3/2016

Republican COUNTY TREASURER

	Registered	Turnout	Percent	1	2
Horton Township Precinct 1	745	230	30.87%	114 ✓	0
Election Day Memory Packs		0	0.00%	0	0
Enter Manual Results		0	0.00%	0	0
Clerk		0	0.00%	0	0
SPR Host		230	30.87%	114	0
Klacking Township Precinct 1	454	206	45.37%	100 ✓	2
Election Day Memory Packs		0	0.00%	0	0
Enter Manual Results		0	0.00%	0	0
Clerk		0	0.00%	0	0
SPR Host		206	45.37%	100	2
Logan Township Precinct 1	449	149	33.18%	65 ✓	0
Election Day Memory Packs		0	0.00%	0	0
Enter Manual Results		0	0.00%	0	0
Clerk		0	0.00%	0	0
SPR Host		149	33.18%	65	0
Millis Township Precinct 1	1,153	385	33.39%	143 ✓	0
Election Day Memory Packs		0	0.00%	0	0
Enter Manual Results		0	0.00%	0	0
Clerk		0	0.00%	0	0
SPR Host		385	33.39%	143	0
Mills Township Precinct 2	1,975	488	24.71%	154 ✓	1
Election Day Memory Packs		0	0.00%	0	0
Enter Manual Results		0	0.00%	0	0
Clerk		0	0.00%	0	0
SPR Host		488	24.71%	154	1
Ogemaw Township Precinct 1	896	439	49.00%	215 ✓	1
Election Day Memory Packs		0	0.00%	0	0
Enter Manual Results		0	0.00%	0	0
Clerk		0	0.00%	0	0
SPR Host		439	49.00%	215	1
Richland Township Precinct 1	668	198	29.64%	100 ✓	0
Election Day Memory Packs		0	0.00%	0	0
Enter Manual Results		0	0.00%	0	0
Clerk		0	0.00%	0	0
SPR Host		198	29.64%	100	0
Rose Township Precinct 1	1,019	355	34.84%	205 ✓	1
Election Day Memory Packs		0	0.00%	0	0
Enter Manual Results		0	0.00%	0	0
Clerk		0	0.00%	0	0
SPR Host		355	34.84%	205	1
West Branch Township Precinct	1,940	739	38.09%	364 ✓	2
Election Day Memory Packs		0	0.00%	0	0
Enter Manual Results		0	0.00%	0	0
Clerk		0	0.00%	0	0

Statement of Vote
Ogemaw County
Ogemaw_August2016_E
8/3/2016

Republican COUNTY TREASURER

	Registered	Turnout	Percent	1	2
West Branch Township Precinc	1,940	739	38.09%	364	2
SPR Host		739	38.09%	364	2
	16,366	5,742	35.08%	2,587	16

Candidates

- 1 Dwight McIntyre
- 2 Write-In

Statement of Vote
Ogemaw County
Ogemaw_August2016_E
8/3/2016

Republican COUNTY REGISTER OF DEEDS

	Registered	Turnout	Percent	1
Horton Township Precinct 1	745	230	30.87%	2
Election Day Memory Packs		0	0.00%	0
Enter Manual Results		0	0.00%	0
Clerk		0	0.00%	0
SPR Host		230	30.87%	2
Klacking Township Precinct 1	454	206	45.37%	6
Election Day Memory Packs		0	0.00%	0
Enter Manual Results		0	0.00%	0
Clerk		0	0.00%	0
SPR Host		206	45.37%	6
Logan Township Precinct 1	449	149	33.18%	5
Election Day Memory Packs		0	0.00%	0
Enter Manual Results		0	0.00%	0
Clerk		0	0.00%	0
SPR Host		149	33.18%	5
Mills Township Precinct 1	1,153	385	33.39%	7
Election Day Memory Packs		0	0.00%	0
Enter Manual Results		0	0.00%	0
Clerk		0	0.00%	0
SPR Host		385	33.39%	7
Mills Township Precinct 2	1,975	488	24.71%	19
Election Day Memory Packs		0	0.00%	0
Enter Manual Results		0	0.00%	0
Clerk		0	0.00%	0
SPR Host		488	24.71%	19
Ogemaw Township Precinct 1	896	439	49.00%	8
Election Day Memory Packs		0	0.00%	0
Enter Manual Results		0	0.00%	0
Clerk		0	0.00%	0
SPR Host		439	49.00%	8
Richland Township Precinct 1	666	198	29.64%	2
Election Day Memory Packs		0	0.00%	0
Enter Manual Results		0	0.00%	0
Clerk		0	0.00%	0
SPR Host		198	29.64%	2
Rose Township Precinct 1	1,019	355	34.84%	12
Election Day Memory Packs		0	0.00%	0
Enter Manual Results		0	0.00%	0
Clerk		0	0.00%	0
SPR Host		355	34.84%	12
West Branch Township Precinct	1,940	739	38.09%	19
Election Day Memory Packs		0	0.00%	0
Enter Manual Results		0	0.00%	0
Clerk		0	0.00%	0

Statement of Vote
Ogemaw County
Ogemaw_August2016_E
8/3/2016

Republican COUNTY REGISTER OF DEEDS

	Registered	Turnout	Percent	1
City of Rose City Ward 1 Precin	382	95	24.87%	5
Election Day Memory Packs		0	0.00%	0
Enter Manual Results		0	0.00%	0
Clerk		0	0.00%	0
SPR Host		95	24.87%	5
City of West Branch Ward 1 Pre	522	172	32.95%	3
Election Day Memory Packs		0	0.00%	0
Enter Manual Results		0	0.00%	0
Clerk		0	0.00%	0
SPR Host		172	32.95%	3
City of West Branch Ward 2 Pre	542	199	36.72%	2
Election Day Memory Packs		0	0.00%	0
Enter Manual Results		0	0.00%	0
Clerk		0	0.00%	0
SPR Host		199	36.72%	2
City of West Branch Ward 3 Pre	536	181	33.77%	4
Election Day Memory Packs		0	0.00%	0
Enter Manual Results		0	0.00%	0
Clerk		0	0.00%	0
SPR Host		181	33.77%	4
Churchill Township Precinct 1	1,235	480	38.87%	5
Election Day Memory Packs		0	0.00%	0
Enter Manual Results		0	0.00%	0
Clerk		0	0.00%	0
SPR Host		480	38.87%	5
Cumming Township Precinct 1	555	215	38.74%	6
Election Day Memory Packs		0	0.00%	0
Enter Manual Results		0	0.00%	0
Clerk		0	0.00%	0
SPR Host		215	38.74%	6
Edwards Township Precinct 1	1,054	449	42.60%	5
Election Day Memory Packs		0	0.00%	0
Enter Manual Results		0	0.00%	0
Clerk		0	0.00%	0
SPR Host		449	42.60%	5
Foster Township Precinct 1	700	257	36.71%	9
Election Day Memory Packs		0	0.00%	0
Enter Manual Results		0	0.00%	0
Clerk		0	0.00%	0
SPR Host		257	36.71%	9
Goodar Township Precinct 1	330	92	27.88%	2
Election Day Memory Packs		0	0.00%	0
Enter Manual Results		0	0.00%	0
Clerk		0	0.00%	0
SPR Host		92	27.88%	2
Hill Township Precinct 1	1,211	413	34.10%	5
Election Day Memory Packs		0	0.00%	0
Enter Manual Results		0	0.00%	0
Clerk		0	0.00%	0
SPR Host		413	34.10%	5

Statement of Vote
Ogemaw County
Ogemaw_August2016_E
8/3/2016

Republican COUNTY REGISTER OF DEEDS

	Registered	Turnout	Percent	1
West Branch Township Precinc	1,940	739	38.09%	19
SPR Host		739	38.09%	19
	16,366	5,742	35.08%	126

Candidates

1 Write-In

Statement of Vote
Ogemaw County
Ogemaw_August2016_E
8/3/2016

Republican COUNTY ROAD COMMISSIONER

	Registered	Turnout	Percent	1	2
Horton Township Precinct 1	745	230	30.87%	117 ✓	0
Election Day Memory Packs	0	0.00%	0	0	0
Enter Manual Results	0	0.00%	0	0	0
Clerk	0	0.00%	0	0	0
SPR Host	230	30.87%	117	0	0
Klackung Township Precinct 1	454	206	45.37%	111 ✓	0
Election Day Memory Packs	0	0.00%	0	0	0
Enter Manual Results	0	0.00%	0	0	0
Clerk	0	0.00%	0	0	0
SPR Host	206	45.37%	111	0	0
Logan Township Precinct 1	449	149	33.18%	67 ✓	1
Election Day Memory Packs	0	0.00%	0	0	0
Enter Manual Results	0	0.00%	0	0	0
Clerk	0	0.00%	0	0	0
SPR Host	149	33.18%	67	1	0
Mills Township Precinct 1	1,153	385	33.39%	148 ✓	1
Election Day Memory Packs	0	0.00%	0	0	0
Enter Manual Results	0	0.00%	0	0	0
Clerk	0	0.00%	0	0	0
SPR Host	385	33.39%	148	1	0
Mills Township Precinct 2	1,975	488	24.71%	160 ✓	2
Election Day Memory Packs	0	0.00%	0	0	0
Enter Manual Results	0	0.00%	0	0	0
Clerk	0	0.00%	0	0	0
SPR Host	488	24.71%	160	2	0
Ogemaw Township Precinct 1	896	439	49.00%	239 ✓	2
Election Day Memory Packs	0	0.00%	0	0	0
Enter Manual Results	0	0.00%	0	0	0
Clerk	0	0.00%	0	0	0
SPR Host	439	49.00%	239	2	0
Richland Township Precinct 1	668	198	29.64%	95 ✓	0
Election Day Memory Packs	0	0.00%	0	0	0
Enter Manual Results	0	0.00%	0	0	0
Clerk	0	0.00%	0	0	0
SPR Host	198	29.64%	95	0	0
Rose Township Precinct 1	1,019	355	34.84%	199 ✓	1
Election Day Memory Packs	0	0.00%	0	0	0
Enter Manual Results	0	0.00%	0	0	0
Clerk	0	0.00%	0	0	0
SPR Host	355	34.84%	199	1	0
West Branch Township Precinct	1,940	739	38.09%	396 ✓	2
Election Day Memory Packs	0	0.00%	0	0	0
Enter Manual Results	0	0.00%	0	0	0
Clerk	0	0.00%	0	0	0

Statement of Vote
Ogemaw County
Ogemaw_August2016_E
8/3/2016

Republican COUNTY ROAD COMMISSIONER

	Registered	Turnout	Percent	1	2
City of Rose City Ward 1 Precin	382	95	24.87%	45 ✓	0
Election Day Memory Packs		0	0.00%	0	0
Enter Manual Results		0	0.00%	0	0
Clerk		0	0.00%	0	0
SPR Host		95	24.87%	45	0
City of West Branch Ward 1 Pre	522	172	32.95%	79 ✓	2
Election Day Memory Packs		0	0.00%	0	0
Enter Manual Results		0	0.00%	0	0
Clerk		0	0.00%	0	0
SPR Host		172	32.95%	79	2
City of West Branch Ward 2 Pre	542	199	36.72%	97 ✓	0
Election Day Memory Packs		0	0.00%	0	0
Enter Manual Results		0	0.00%	0	0
Clerk		0	0.00%	0	0
SPR Host		199	36.72%	97	0
City of West Branch Ward 3 Pre	536	181	33.77%	99 ✓	0
Election Day Memory Packs		0	0.00%	0	0
Enter Manual Results		0	0.00%	0	0
Clerk		0	0.00%	0	0
SPR Host		181	33.77%	99	0
Churchill Township Precinct 1	1,235	480	38.87%	239 ✓	1
Election Day Memory Packs		0	0.00%	0	0
Enter Manual Results		0	0.00%	0	0
Clerk		0	0.00%	0	0
SPR Host		480	38.87%	239	1
Cumming Township Precinct 1	555	215	38.74%	118 ✓	2
Election Day Memory Packs		0	0.00%	0	0
Enter Manual Results		0	0.00%	0	0
Clerk		0	0.00%	0	0
SPR Host		215	38.74%	118	2
Edwards Township Precinct 1	1,054	449	42.60%	182 ✓	0
Election Day Memory Packs		0	0.00%	0	0
Enter Manual Results		0	0.00%	0	0
Clerk		0	0.00%	0	0
SPR Host		449	42.60%	182	0
Foster Township Precinct 1	700	257	36.71%	129 ✓	1
Election Day Memory Packs		0	0.00%	0	0
Enter Manual Results		0	0.00%	0	0
Clerk		0	0.00%	0	0
SPR Host		257	36.71%	129	1
Goodar Township Precinct 1	330	92	27.88%	42 ✓	0
Election Day Memory Packs		0	0.00%	0	0
Enter Manual Results		0	0.00%	0	0
Clerk		0	0.00%	0	0
SPR Host		92	27.88%	42	0
Hill Township Precinct 1	1,211	413	34.10%	172 ✓	1
Election Day Memory Packs		0	0.00%	0	0
Enter Manual Results		0	0.00%	0	0
Clerk		0	0.00%	0	0
SPR Host		413	34.10%	172	1

Statement of Vote
Ogemaw County
Ogemaw_August2016_E
8/3/2016

Republican COUNTY ROAD COMMISSIONER

	Registered	Turnout	Percent	1	2
West Branch Township Precinc	1,940	739	38.09%	396	2
SPR Host		739	38.09%	396	2
	16,366	5,742	35.08%	2,734	16

Candidates

- 1 Dan Winter
- 2 Write-In

Statement of Vote
Ogemaw County
Ogemaw_August2016_E
8/3/2016

Republican COUNTY DRAIN COMMISSIONER

	Registered	Turnout	Percent	1
City of Rose City Ward 1 Precinct	382	95	24.87%	4
Election Day Memory Packs		0	0.00%	0
Enter Manual Results		0	0.00%	0
Clerk		0	0.00%	0
SPR Host		95	24.87%	4
City of West Branch Ward 1 Precinct	522	172	32.95%	5
Election Day Memory Packs		0	0.00%	0
Enter Manual Results		0	0.00%	0
Clerk		0	0.00%	0
SPR Host		172	32.95%	5
City of West Branch Ward 2 Precinct	542	199	36.72%	2
Election Day Memory Packs		0	0.00%	0
Enter Manual Results		0	0.00%	0
Clerk		0	0.00%	0
SPR Host		199	36.72%	2
City of West Branch Ward 3 Precinct	536	181	33.77%	7
Election Day Memory Packs		0	0.00%	0
Enter Manual Results		0	0.00%	0
Clerk		0	0.00%	0
SPR Host		181	33.77%	7
Churchill Township Precinct 1	1,235	480	38.87%	10
Election Day Memory Packs		0	0.00%	0
Enter Manual Results		0	0.00%	0
Clerk		0	0.00%	0
SPR Host		480	38.87%	10
Cumming Township Precinct 1	555	215	38.74%	5
Election Day Memory Packs		0	0.00%	0
Enter Manual Results		0	0.00%	0
Clerk		0	0.00%	0
SPR Host		215	38.74%	5
Edwards Township Precinct 1	1,054	449	42.60%	6
Election Day Memory Packs		0	0.00%	0
Enter Manual Results		0	0.00%	0
Clerk		0	0.00%	0
SPR Host		449	42.60%	6
Foster Township Precinct 1	700	257	36.71%	7
Election Day Memory Packs		0	0.00%	0
Enter Manual Results		0	0.00%	0
Clerk		0	0.00%	0
SPR Host		257	36.71%	7
Goodar Township Precinct 1	330	92	27.88%	3
Election Day Memory Packs		0	0.00%	0
Enter Manual Results		0	0.00%	0
Clerk		0	0.00%	0
SPR Host		92	27.88%	3
Hill Township Precinct 1	1,211	413	34.10%	7
Election Day Memory Packs		0	0.00%	0
Enter Manual Results		0	0.00%	0
Clerk		0	0.00%	0
SPR Host		413	34.10%	7

Statement of Vote
Ogemaw County
Ogemaw_August2016_E
8/3/2016

Republican COUNTY DRAIN COMMISSIONER

	Registered	Turnout	Percent	1
Horton Township Precinct 1	745	230	30.87%	5
Election Day Memory Packs		0	0.00%	0
Enter Manual Results		0	0.00%	0
Clerk		0	0.00%	0
SPR Host		230	30.87%	5
Klacking Township Precinct 1	454	206	45.37%	6
Election Day Memory Packs		0	0.00%	0
Enter Manual Results		0	0.00%	0
Clerk		0	0.00%	0
SPR Host		206	45.37%	6
Logan Township Precinct 1	449	149	33.18%	4
Election Day Memory Packs		0	0.00%	0
Enter Manual Results		0	0.00%	0
Clerk		0	0.00%	0
SPR Host		149	33.18%	4
Mills Township Precinct 1	1,153	385	33.39%	7
Election Day Memory Packs		0	0.00%	0
Enter Manual Results		0	0.00%	0
Clerk		0	0.00%	0
SPR Host		385	33.39%	7
Mills Township Precinct 2	1,975	488	24.71%	25
Election Day Memory Packs		0	0.00%	0
Enter Manual Results		0	0.00%	0
Clerk		0	0.00%	0
SPR Host		488	24.71%	25
Ogemaw Township Precinct 1	896	439	49.00%	9
Election Day Memory Packs		0	0.00%	0
Enter Manual Results		0	0.00%	0
Clerk		0	0.00%	0
SPR Host		439	49.00%	9
Richland Township Precinct 1	668	198	29.64%	4
Election Day Memory Packs		0	0.00%	0
Enter Manual Results		0	0.00%	0
Clerk		0	0.00%	0
SPR Host		198	29.64%	4
Rose Township Precinct 1	1,019	355	34.84%	9
Election Day Memory Packs		0	0.00%	0
Enter Manual Results		0	0.00%	0
Clerk		0	0.00%	0
SPR Host		355	34.84%	9
West Branch Township Precinct	1,940	739	38.09%	18
Election Day Memory Packs		0	0.00%	0
Enter Manual Results		0	0.00%	0
Clerk		0	0.00%	0

Statement of Vote
Ogemaw County
Ogemaw_August2016_E
8/3/2016

Republican COUNTY DRAIN COMMISSIONER

	Registered	Turnout	Percent	1
West Branch Township Precinct	1,940	739	38.09%	18
SPR Host		739	38.09%	18
	16,366	5,742	35.08%	143

Candidates

1 Write-In

Statement of Vote
Ogemaw County
Ogemaw_August2016_E
8/3/2016

Democratic US REPRESENTATIVE

	Registered	Turnout	Percent	1
City of Rose City Ward 1 Precin	382	95	24.87%	8
Election Day Memory Packs		0	0.00%	0
Enter Manual Results		0	0.00%	0
Clerk		0	0.00%	0
SPR Host		95	24.87%	8
City of West Branch Ward 1 Pre	522	172	32.95%	8
Election Day Memory Packs		0	0.00%	0
Enter Manual Results		0	0.00%	0
Clerk		0	0.00%	0
SPR Host		172	32.95%	8
City of West Branch Ward 2 Pre	542	199	36.72%	2
Election Day Memory Packs		0	0.00%	0
Enter Manual Results		0	0.00%	0
Clerk		0	0.00%	0
SPR Host		199	36.72%	2
City of West Branch Ward 3 Pre	536	181	33.77%	9
Election Day Memory Packs		0	0.00%	0
Enter Manual Results		0	0.00%	0
Clerk		0	0.00%	0
SPR Host		181	33.77%	9
Churchill Township Precinct 1	1,235	480	38.87%	24
Election Day Memory Packs		0	0.00%	0
Enter Manual Results		0	0.00%	0
Clerk		0	0.00%	0
SPR Host		480	38.87%	24
Cumming Township Precinct 1	555	215	38.74%	15
Election Day Memory Packs		0	0.00%	0
Enter Manual Results		0	0.00%	0
Clerk		0	0.00%	0
SPR Host		215	38.74%	15
Edwards Township Precinct 1	1,054	449	42.60%	19
Election Day Memory Packs		0	0.00%	0
Enter Manual Results		0	0.00%	0
Clerk		0	0.00%	0
SPR Host		449	42.60%	19
Foster Township Precinct 1	700	257	36.71%	25
Election Day Memory Packs		0	0.00%	0
Enter Manual Results		0	0.00%	0
Clerk		0	0.00%	0
SPR Host		257	36.71%	25
Goodar Township Precinct 1	330	92	27.88%	7
Election Day Memory Packs		0	0.00%	0
Enter Manual Results		0	0.00%	0
Clerk		0	0.00%	0
SPR Host		92	27.88%	7
Hill Township Precinct 1	1,211	413	34.10%	32
Election Day Memory Packs		0	0.00%	0
Enter Manual Results		0	0.00%	0
Clerk		0	0.00%	0
SPR Host		413	34.10%	32

Statement of Vote
Ogemaw County
Ogemaw_August2016_E
8/3/2016

Democratic US REPRESENTATIVE

	Registered	Turnout	Percent	1
Horton Township Precinct 1	745	230	30.87%	5
Election Day Memory Packs		0	0.00%	0
Enter Manual Results		0	0.00%	0
Clerk		0	0.00%	0
SPR Host		230	30.87%	5
Klacking Township Precinct 1	454	206	45.37%	15
Election Day Memory Packs		0	0.00%	0
Enter Manual Results		0	0.00%	0
Clerk		0	0.00%	0
SPR Host		206	45.37%	15
Logan Township Precinct 1	449	149	33.18%	8
Election Day Memory Packs		0	0.00%	0
Enter Manual Results		0	0.00%	0
Clerk		0	0.00%	0
SPR Host		149	33.18%	8
Mills Township Precinct 1	1,153	385	33.39%	30
Election Day Memory Packs		0	0.00%	0
Enter Manual Results		0	0.00%	0
Clerk		0	0.00%	0
SPR Host		385	33.39%	30
Mills Township Precinct 2	1,975	488	24.71%	36
Election Day Memory Packs		0	0.00%	0
Enter Manual Results		0	0.00%	0
Clerk		0	0.00%	0
SPR Host		488	24.71%	36
Ogemaw Township Precinct 1	896	439	49.00%	11
Election Day Memory Packs		0	0.00%	0
Enter Manual Results		0	0.00%	0
Clerk		0	0.00%	0
SPR Host		439	49.00%	11
Richland Township Precinct 1	668	198	29.64%	6
Election Day Memory Packs		0	0.00%	0
Enter Manual Results		0	0.00%	0
Clerk		0	0.00%	0
SPR Host		198	29.64%	6
Rose Township Precinct 1	1,019	355	34.84%	22
Election Day Memory Packs		0	0.00%	0
Enter Manual Results		0	0.00%	0
Clerk		0	0.00%	0
SPR Host		355	34.84%	22
West Branch Township Precinct	1,940	739	38.09%	28
Election Day Memory Packs		0	0.00%	0
Enter Manual Results		0	0.00%	0
Clerk		0	0.00%	0

Statement of Vote
Ogemaw County
Ogemaw_August2016_E
8/3/2016

Democratic US REPRESENTATIVE

	Registered	Turnout	Percent	1
West Branch Township Precinc	1,940	739	38.09%	28
SPR Host		739	38.09%	28
	16,366	5,742	35.08%	310

Candidates

1 Write-In

Statement of Vote
Ogemaw County
Ogemaw_August2016_E
8/3/2016

Democratic STATE REPRESENTATIVE

	Registered	Turnout	Percent	1	2	3	4	5
City of Rose City Ward 1 Precin	382	95	24.87%	2	4	9	9	2
Election Day Memory Packs		0	0.00%	0	0	0	0	0
Enter Manual Results		0	0.00%	0	0	0	0	0
Clerk		0	0.00%	0	0	0	0	0
SPR Host		95	24.87%	2	4	9	9	2
City of West Branch Ward 1 Pre	522	172	32.95%	2	2	31	16	0
Election Day Memory Packs		0	0.00%	0	0	0	0	0
Enter Manual Results		0	0.00%	0	0	0	0	0
Clerk		0	0.00%	0	0	0	0	0
SPR Host		172	32.95%	2	2	31	16	0
City of West Branch Ward 2 Pre	542	199	36.72%	6	1	32	19	0
Election Day Memory Packs		0	0.00%	0	0	0	0	0
Enter Manual Results		0	0.00%	0	0	0	0	0
Clerk		0	0.00%	0	0	0	0	0
SPR Host		199	36.72%	6	1	32	19	0
City of West Branch Ward 3 Pre	536	181	33.77%	3	0	23	17	0
Election Day Memory Packs		0	0.00%	0	0	0	0	0
Enter Manual Results		0	0.00%	0	0	0	0	0
Clerk		0	0.00%	0	0	0	0	0
SPR Host		181	33.77%	3	0	23	17	0
Churchill Township Precinct 1	1,235	480	38.87%	18	13	55	35	0
Election Day Memory Packs		0	0.00%	0	0	0	0	0
Enter Manual Results		0	0.00%	0	0	0	0	0
Clerk		0	0.00%	0	0	0	0	0
SPR Host		480	38.87%	18	13	55	35	0
Cumming Township Precinct 1	555	215	38.74%	5	6	17	16	0
Election Day Memory Packs		0	0.00%	0	0	0	0	0
Enter Manual Results		0	0.00%	0	0	0	0	0
Clerk		0	0.00%	0	0	0	0	0
SPR Host		215	38.74%	5	6	17	16	0
Edwards Township Precinct 1	1,054	449	42.60%	14	16	82	59	0
Election Day Memory Packs		0	0.00%	0	0	0	0	0
Enter Manual Results		0	0.00%	0	0	0	0	0
Clerk		0	0.00%	0	0	0	0	0
SPR Host		449	42.60%	14	16	82	59	0
Foster Township Precinct 1	700	257	36.71%	5	11	24	37	0
Election Day Memory Packs		0	0.00%	0	0	0	0	0
Enter Manual Results		0	0.00%	0	0	0	0	0
Clerk		0	0.00%	0	0	0	0	0
SPR Host		257	36.71%	5	11	24	37	0
Goodar Township Precinct 1	330	92	27.88%	6	5	9	14	0
Election Day Memory Packs		0	0.00%	0	0	0	0	0
Enter Manual Results		0	0.00%	0	0	0	0	0
Clerk		0	0.00%	0	0	0	0	0
SPR Host		92	27.88%	6	5	9	14	0
Hill Township Precinct 1	1,211	413	34.10%	22	24	31	50	0
Election Day Memory Packs		0	0.00%	0	0	0	0	0
Enter Manual Results		0	0.00%	0	0	0	0	0
Clerk		0	0.00%	0	0	0	0	0
SPR Host		413	34.10%	22	24	31	50	0

Statement of Vote
Ogemaw County
Ogemaw_August2016_E
8/3/2016

Democratic STATE REPRESENTATIVE

	Registered	Turnout	Percent	1	2	3	4	5
Horton Township Precinct 1	745	230	30.87%	6 ✓	7 ✓	29 ✓	25 ✓	0
Election Day Memory Packs		0	0.00%	0	0	0	0	0
Enter Manual Results		0	0.00%	0	0	0	0	0
Clerk		0	0.00%	0	0	0	0	0
SPR Host		230	30.87%	6	7	29	25	0
Klacking Township Precinct 1	454	206	45.37%	7 ✓	8 ✓	21 ✓	22 ✓	0
Election Day Memory Packs		0	0.00%	0	0	0	0	0
Enter Manual Results		0	0.00%	0	0	0	0	0
Clerk		0	0.00%	0	0	0	0	0
SPR Host		206	45.37%	7	8	21	22	0
Logan Township Precinct 1	449	149	33.18%	9 ✓	7 ✓	14 ✓	13 ✓	0
Election Day Memory Packs		0	0.00%	0	0	0	0	0
Enter Manual Results		0	0.00%	0	0	0	0	0
Clerk		0	0.00%	0	0	0	0	0
SPR Host		149	33.18%	9	7	14	13	0
Mills Township Precinct 1	1,153	385	33.39%	28 ✓	24 ✓	38 ✓	51 ✓	0
Election Day Memory Packs		0	0.00%	0	0	0	0	0
Enter Manual Results		0	0.00%	0	0	0	0	0
Clerk		0	0.00%	0	0	0	0	0
SPR Host		385	33.39%	28	24	38	51	0
Mills Township Precinct 2	1,975	488	24.71%	30 ✓	40 ✓	56 ✓	71 ✓	1
Election Day Memory Packs		0	0.00%	0	0	0	0	0
Enter Manual Results		0	0.00%	0	0	0	0	0
Clerk		0	0.00%	0	0	0	0	0
SPR Host		488	24.71%	30	40	56	71	1
Ogemaw Township Precinct 1	896	439	49.00%	12 ✓	7 ✓	51 ✓	36 ✓	0
Election Day Memory Packs		0	0.00%	0	0	0	0	0
Enter Manual Results		0	0.00%	0	0	0	0	0
Clerk		0	0.00%	0	0	0	0	0
SPR Host		439	49.00%	12	7	51	36	0
Richland Township Precinct 1	668	198	29.64%	4 ✓	3 ✓	9 ✓	12 ✓	0
Election Day Memory Packs		0	0.00%	0	0	0	0	0
Enter Manual Results		0	0.00%	0	0	0	0	0
Clerk		0	0.00%	0	0	0	0	0
SPR Host		198	29.64%	4	3	9	12	0
Rose Township Precinct 1	1,019	355	34.84%	14 ✓	7 ✓	23 ✓	34 ✓	0
Election Day Memory Packs		0	0.00%	0	0	0	0	0
Enter Manual Results		0	0.00%	0	0	0	0	0
Clerk		0	0.00%	0	0	0	0	0
SPR Host		355	34.84%	14	7	23	34	0
West Branch Township Precinct	1,940	739	38.09%	12 ✓	8 ✓	82 ✓	46 ✓	0
Election Day Memory Packs		0	0.00%	0	0	0	0	0
Enter Manual Results		0	0.00%	0	0	0	0	0
Clerk		0	0.00%	0	0	0	0	0

Statement of Vote
Ogemaw County
Ogemaw_August2016_E
8/3/2016

Democratic STATE REPRESENTATIVE

	Registered	Turnout	Percent	1	2	3	4	5
West Branch Township Precinc	1,940	739	38.09%	12	8	82	46	0
SPR Host		739	38.09%	12	8	82	46	0
	16,366	5,742	35.08%	205	193	636	582	3

Candidates

- 1 Robyn Pillinger Daniels
- 2 Brad Richards
- 3 Tim Schaiberger
- 4 Jordan Stancil
- 5 Write-In

Statement of Vote
Ogemaw County
Ogemaw_August2016_E
8/3/2016

Democratic COUNTY PROSECUTING ATTORNEY

	Registered	Turnout	Percent	1	2	3
City of Rose City Ward 1 Precin	382	95	24.87%	17 ✓	15 ✓	0
Election Day Memory Packs	0	0.00%		0	0	0
Enter Manual Results	0	0.00%		0	0	0
Clerk	0	0.00%		0	0	0
SPR Host	95	24.87%		17	15	0
City of West Branch Ward 1 Pre	522	172	32.95%	30 ✓	29 ✓	0
Election Day Memory Packs	0	0.00%		0	0	0
Enter Manual Results	0	0.00%		0	0	0
Clerk	0	0.00%		0	0	0
SPR Host	172	32.95%		30	29	0
City of West Branch Ward 2 Pre	542	199	36.72%	27 ✓	36 ✓	0
Election Day Memory Packs	0	0.00%		0	0	0
Enter Manual Results	0	0.00%		0	0	0
Clerk	0	0.00%		0	0	0
SPR Host	199	36.72%		27	36	0
City of West Branch Ward 3 Pre	536	181	33.77%	26 ✓	27 ✓	0
Election Day Memory Packs	0	0.00%		0	0	0
Enter Manual Results	0	0.00%		0	0	0
Clerk	0	0.00%		0	0	0
SPR Host	181	33.77%		26	27	0
Churchill Township Precinct 1	1,235	480	38.87%	74 ✓	61 ✓	0
Election Day Memory Packs	0	0.00%		0	0	0
Enter Manual Results	0	0.00%		0	0	0
Clerk	0	0.00%		0	0	0
SPR Host	480	38.87%		74	61	0
Cumming Township Precinct 1	555	215	38.74%	30 ✓	17 ✓	0
Election Day Memory Packs	0	0.00%		0	0	0
Enter Manual Results	0	0.00%		0	0	0
Clerk	0	0.00%		0	0	0
SPR Host	215	38.74%		30	17	0
Edwards Township Precinct 1	1,054	449	42.60%	98 ✓	107 ✓	0
Election Day Memory Packs	0	0.00%		0	0	0
Enter Manual Results	0	0.00%		0	0	0
Clerk	0	0.00%		0	0	0
SPR Host	449	42.60%		98	107	0
Foster Township Precinct 1	700	257	36.71%	55 ✓	29 ✓	0
Election Day Memory Packs	0	0.00%		0	0	0
Enter Manual Results	0	0.00%		0	0	0
Clerk	0	0.00%		0	0	0
SPR Host	257	36.71%		55	29	0
Goodar Township Precinct 1	330	92	27.88%	21 ✓	16 ✓	0
Election Day Memory Packs	0	0.00%		0	0	0
Enter Manual Results	0	0.00%		0	0	0
Clerk	0	0.00%		0	0	0
SPR Host	92	27.88%		21	16	0
Hill Township Precinct 1	1,211	413	34.10%	87 ✓	65 ✓	0
Election Day Memory Packs	0	0.00%		0	0	0
Enter Manual Results	0	0.00%		0	0	0
Clerk	0	0.00%		0	0	0
SPR Host	413	34.10%		87	65	0

Statement of Vote
Ogemaw County
Ogemaw_August2016_E
6/3/2016

Democratic COUNTY PROSECUTING ATTORNEY

	Registered	Turnout	Percent	1	2	3
Horton Township Precinct 1	745	230	30.87%	43 ✓	34 ✓	0
Election Day Memory Packs		0	0.00%	0	0	0
Enter Manual Results		0	0.00%	0	0	0
Clerk		0	0.00%	0	0	0
SPR Host		230	30.87%	43	34	0
Klacking Township Precinct 1	454	206	45.37%	29 ✓	35 ✓	0
Election Day Memory Packs		0	0.00%	0	0	0
Enter Manual Results		0	0.00%	0	0	0
Clerk		0	0.00%	0	0	0
SPR Host		206	45.37%	29	35	0
Logan Township Precinct 1	449	149	33.18%	25 ✓	23 ✓	0
Election Day Memory Packs		0	0.00%	0	0	0
Enter Manual Results		0	0.00%	0	0	0
Clerk		0	0.00%	0	0	0
SPR Host		149	33.18%	25	23	0
Mills Township Precinct 1	1,153	385	33.39%	93 ✓	70 ✓	0
Election Day Memory Packs		0	0.00%	0	0	0
Enter Manual Results		0	0.00%	0	0	0
Clerk		0	0.00%	0	0	0
SPR Host		385	33.39%	93	70	0
Mills Township Precinct 2	1,975	488	24.71%	153 ✓	79 ✓	0
Election Day Memory Packs		0	0.00%	0	0	0
Enter Manual Results		0	0.00%	0	0	0
Clerk		0	0.00%	0	0	0
SPR Host		488	24.71%	153	79	0
Ogemaw Township Precinct 1	896	439	49.00%	56 ✓	64 ✓	0
Election Day Memory Packs		0	0.00%	0	0	0
Enter Manual Results		0	0.00%	0	0	0
Clerk		0	0.00%	0	0	0
SPR Host		439	49.00%	56	64	0
Richland Township Precinct 1	668	198	29.64%	20 ✓	13 ✓	0
Election Day Memory Packs		0	0.00%	0	0	0
Enter Manual Results		0	0.00%	0	0	0
Clerk		0	0.00%	0	0	0
SPR Host		198	29.64%	20	13	0
Rose Township Precinct 1	1,019	355	34.84%	47 ✓	35 ✓	0
Election Day Memory Packs		0	0.00%	0	0	0
Enter Manual Results		0	0.00%	0	0	0
Clerk		0	0.00%	0	0	0
SPR Host		355	34.84%	47	35	0
West Branch Township Precinct	1,940	739	38.09%	100 ✓	75 ✓	0
Election Day Memory Packs		0	0.00%	0	0	0
Enter Manual Results		0	0.00%	0	0	0
Clerk		0	0.00%	0	0	0

Statement of Vote
Ogemaw County
Ogemaw_August2016_E
8/3/2016

Democratic COUNTY PROSECUTING ATTORNEY

	Registered	Turnout	Percent	1	2	3
West Branch Township Precinc	1,940	739	38.09%	100	75	0
SPR Host		739	38.09%	100	75	0
	16,366	5,742	35.08%	1,031	830	0

Candidates

- 1 LaDonna A. Schultz
- 2 Melissa Wangler
- 3 Write-In

Statement of Vote
Ogemaw County
Ogemaw_August2016_E
8/3/2016

Democratic COUNTY SHERIFF

	Registered	Turnout	Percent	1	2
City of Rose City Ward 1 Precin	382	95	24.87%	17 ✓	1
Election Day Memory Packs		0	0.00%	0	0
Enter Manual Results		0	0.00%	0	0
Clerk		0	0.00%	0	0
SPR Host		95	24.87%	17	1
City of West Branch Ward 1 Pre	522	172	32.95%	24 ✓	2
Election Day Memory Packs		0	0.00%	0	0
Enter Manual Results		0	0.00%	0	0
Clerk		0	0.00%	0	0
SPR Host		172	32.95%	24	2
City of West Branch Ward 2 Pre	542	199	36.72%	33 ✓	0
Election Day Memory Packs		0	0.00%	0	0
Enter Manual Results		0	0.00%	0	0
Clerk		0	0.00%	0	0
SPR Host		199	36.72%	33	0
City of West Branch Ward 3 Pre	536	181	33.77%	29 ✓	1
Election Day Memory Packs		0	0.00%	0	0
Enter Manual Results		0	0.00%	0	0
Clerk		0	0.00%	0	0
SPR Host		181	33.77%	29	1
Churchill Township Precinct 1	1,235	480	38.87%	65 ✓	2
Election Day Memory Packs		0	0.00%	0	0
Enter Manual Results		0	0.00%	0	0
Clerk		0	0.00%	0	0
SPR Host		480	38.87%	65	2
Cumming Township Precinct 1	555	215	38.74%	32 ✓	0
Election Day Memory Packs		0	0.00%	0	0
Enter Manual Results		0	0.00%	0	0
Clerk		0	0.00%	0	0
SPR Host		215	38.74%	32	0
Edwards Township Precinct 1	1,054	449	42.60%	72 ✓	2
Election Day Memory Packs		0	0.00%	0	0
Enter Manual Results		0	0.00%	0	0
Clerk		0	0.00%	0	0
SPR Host		449	42.60%	72	2
Foster Township Precinct 1	700	257	36.71%	52 ✓	2
Election Day Memory Packs		0	0.00%	0	0
Enter Manual Results		0	0.00%	0	0
Clerk		0	0.00%	0	0
SPR Host		257	36.71%	52	2
Goodar Township Precinct 1	330	92	27.88%	24 ✓	0
Election Day Memory Packs		0	0.00%	0	0
Enter Manual Results		0	0.00%	0	0
Clerk		0	0.00%	0	0
SPR Host		92	27.88%	24	0
Hill Township Precinct 1	1,211	413	34.10%	80 ✓	3
Election Day Memory Packs		0	0.00%	0	0
Enter Manual Results		0	0.00%	0	0
Clerk		0	0.00%	0	0
SPR Host		413	34.10%	80	3

Statement of Vote
Ogemaw County
Ogemaw_August2016_E
8/3/2016

Democratic COUNTY SHERIFF

	Registered	Turnout	Percent	1	2
Horton Township Precinct 1	745	230	30.87%	35 ✓	0
Election Day Memory Packs		0	0.00%	0	0
Enter Manual Results		0	0.00%	0	0
Clerk		0	0.00%	0	0
SPR Host		230	30.87%	35	0
Klackung Township Precinct 1	454	206	45.37%	32 ✓	0
Election Day Memory Packs		0	0.00%	0	0
Enter Manual Results		0	0.00%	0	0
Clerk		0	0.00%	0	0
SPR Host		206	45.37%	32	0
Logan Township Precinct 1	449	149	33.18%	31 ✓	0
Election Day Memory Packs		0	0.00%	0	0
Enter Manual Results		0	0.00%	0	0
Clerk		0	0.00%	0	0
SPR Host		149	33.18%	31	0
Mills Township Precinct 1	1,153	385	33.39%	96 ✓	1
Election Day Memory Packs		0	0.00%	0	0
Enter Manual Results		0	0.00%	0	0
Clerk		0	0.00%	0	0
SPR Host		385	33.39%	96	1
Mills Township Precinct 2	1,975	488	24.71%	134 ✓	3
Election Day Memory Packs		0	0.00%	0	0
Enter Manual Results		0	0.00%	0	0
Clerk		0	0.00%	0	0
SPR Host		488	24.71%	134	3
Ogemaw Township Precinct 1	896	439	49.00%	38 ✓	0
Election Day Memory Packs		0	0.00%	0	0
Enter Manual Results		0	0.00%	0	0
Clerk		0	0.00%	0	0
SPR Host		439	49.00%	38	0
Richland Township Precinct 1	668	198	29.64%	19 ✓	0
Election Day Memory Packs		0	0.00%	0	0
Enter Manual Results		0	0.00%	0	0
Clerk		0	0.00%	0	0
SPR Host		198	29.64%	19	0
Rose Township Precinct 1	1,019	355	34.84%	44 ✓	1
Election Day Memory Packs		0	0.00%	0	0
Enter Manual Results		0	0.00%	0	0
Clerk		0	0.00%	0	0
SPR Host		355	34.84%	44	1
West Branch Township Precinct	1,940	739	38.09%	62 ✓	3
Election Day Memory Packs		0	0.00%	0	0
Enter Manual Results		0	0.00%	0	0
Clerk		0	0.00%	0	0

Statement of Vote
Ogemaw County
Ogemaw_August2016_E
8/3/2016

Democratic COUNTY SHERIFF

	Registered	Turnout	Percent	1	2
West Branch Township Precinc	1,940	739	38.09%	62	3
SPR Host		739	38.09%	62	3
	16,366	5,742	35.08%	919	21

Candidates

- 1 Aaron Abair
- 2 Write-In

Statement of Vote
Ogemaw County
Ogemaw_August2016_E
8/3/2016

Democratic COUNTY CLERK

	Registered	Turnout	Percent	1
City of Rose City Ward 1 Precin	382	95	24.87%	5
Election Day Memory Packs		0	0.00%	0
Enter Manual Results		0	0.00%	0
Clerk		0	0.00%	0
SPR Host		95	24.87%	5
City of West Branch Ward 1 Pre	522	172	32.95%	2
Election Day Memory Packs		0	0.00%	0
Enter Manual Results		0	0.00%	0
Clerk		0	0.00%	0
SPR Host		172	32.95%	2
City of West Branch Ward 2 Pre	542	199	36.72%	1
Election Day Memory Packs		0	0.00%	0
Enter Manual Results		0	0.00%	0
Clerk		0	0.00%	0
SPR Host		199	36.72%	1
City of West Branch Ward 3 Pre	536	181	33.77%	3
Election Day Memory Packs		0	0.00%	0
Enter Manual Results		0	0.00%	0
Clerk		0	0.00%	0
SPR Host		181	33.77%	3
Churchill Township Precinct 1	1,235	480	38.87%	6
Election Day Memory Packs		0	0.00%	0
Enter Manual Results		0	0.00%	0
Clerk		0	0.00%	0
SPR Host		480	38.87%	6
Cumming Township Precinct 1	555	215	38.74%	6
Election Day Memory Packs		0	0.00%	0
Enter Manual Results		0	0.00%	0
Clerk		0	0.00%	0
SPR Host		215	38.74%	6
Edwards Township Precinct 1	1,054	449	42.60%	7
Election Day Memory Packs		0	0.00%	0
Enter Manual Results		0	0.00%	0
Clerk		0	0.00%	0
SPR Host		449	42.60%	7
Foster Township Precinct 1	700	257	36.71%	11
Election Day Memory Packs		0	0.00%	0
Enter Manual Results		0	0.00%	0
Clerk		0	0.00%	0
SPR Host		257	36.71%	11
Goodar Township Precinct 1	330	92	27.88%	1
Election Day Memory Packs		0	0.00%	0
Enter Manual Results		0	0.00%	0
Clerk		0	0.00%	0
SPR Host		92	27.88%	1
Hill Township Precinct 1	1,211	413	34.10%	8
Election Day Memory Packs		0	0.00%	0
Enter Manual Results		0	0.00%	0
Clerk		0	0.00%	0
SPR Host		413	34.10%	8

Statement of Vote
Ogemaw County
Ogemaw_August2016_E
8/3/2016

Democratic COUNTY CLERK

	Registered	Turnout	Percent	1
Horton Township Precinct 1	745	230	30.87%	1
Election Day Memory Packs		0	0.00%	0
Enter Manual Results		0	0.00%	0
Clerk		0	0.00%	0
SPR Host		230	30.87%	1
Klackung Township Precinct 1	454	206	45.37%	2
Election Day Memory Packs		0	0.00%	0
Enter Manual Results		0	0.00%	0
Clerk		0	0.00%	0
SPR Host		206	45.37%	2
Logan Township Precinct 1	449	149	33.18%	3
Election Day Memory Packs		0	0.00%	0
Enter Manual Results		0	0.00%	0
Clerk		0	0.00%	0
SPR Host		149	33.18%	3
Mills Township Precinct 1	1,153	385	33.39%	5
Election Day Memory Packs		0	0.00%	0
Enter Manual Results		0	0.00%	0
Clerk		0	0.00%	0
SPR Host		385	33.39%	5
Mills Township Precinct 2	1,975	488	24.71%	16
Election Day Memory Packs		0	0.00%	0
Enter Manual Results		0	0.00%	0
Clerk		0	0.00%	0
SPR Host		488	24.71%	16
Ogemaw Township Precinct 1	896	439	49.00%	5
Election Day Memory Packs		0	0.00%	0
Enter Manual Results		0	0.00%	0
Clerk		0	0.00%	0
SPR Host		439	49.00%	5
Richland Township Precinct 1	668	198	29.64%	2
Election Day Memory Packs		0	0.00%	0
Enter Manual Results		0	0.00%	0
Clerk		0	0.00%	0
SPR Host		198	29.64%	2
Rose Township Precinct 1	1,019	355	34.84%	4
Election Day Memory Packs		0	0.00%	0
Enter Manual Results		0	0.00%	0
Clerk		0	0.00%	0
SPR Host		355	34.84%	4
West Branch Township Precinct	1,940	739	38.09%	6
Election Day Memory Packs		0	0.00%	0
Enter Manual Results		0	0.00%	0
Clerk		0	0.00%	0

Statement of Vote
Ogemaw County
Ogemaw_August2016_E
8/3/2016

Democratic COUNTY CLERK

	Registered	Turnout	Percent	1
West Branch Township Precinc	1,940	739	38.09%	6
SPR Host		739	38.09%	6
	16,366	5,742	35.08%	94

Candidates

1 Write-In

Statement of Vote
Ogemaw County
Ogemaw_August2016_E
8/3/2016

Democratic COUNTY TREASURER

	Registered	Turnout	Percent	1
City of Rose City Ward 1 Precin	382	95	24.87%	5
Election Day Memory Packs		0	0.00%	0
Enter Manual Results		0	0.00%	0
Clerk		0	0.00%	0
SPR Host		95	24.87%	5
City of West Branch Ward 1 Pre	522	172	32.95%	2
Election Day Memory Packs		0	0.00%	0
Enter Manual Results		0	0.00%	0
Clerk		0	0.00%	0
SPR Host		172	32.95%	2
City of West Branch Ward 2 Pre	542	199	36.72%	1
Election Day Memory Packs		0	0.00%	0
Enter Manual Results		0	0.00%	0
Clerk		0	0.00%	0
SPR Host		199	36.72%	1
City of West Branch Ward 3 Pre	536	181	33.77%	3
Election Day Memory Packs		0	0.00%	0
Enter Manual Results		0	0.00%	0
Clerk		0	0.00%	0
SPR Host		181	33.77%	3
Churchill Township Precinct 1	1,235	480	38.87%	4
Election Day Memory Packs		0	0.00%	0
Enter Manual Results		0	0.00%	0
Clerk		0	0.00%	0
SPR Host		480	38.87%	4
Cumming Township Precinct 1	555	215	38.74%	5
Election Day Memory Packs		0	0.00%	0
Enter Manual Results		0	0.00%	0
Clerk		0	0.00%	0
SPR Host		215	38.74%	5
Edwards Township Precinct 1	1,054	449	42.60%	5
Election Day Memory Packs		0	0.00%	0
Enter Manual Results		0	0.00%	0
Clerk		0	0.00%	0
SPR Host		449	42.60%	5
Foster Township Precinct 1	700	257	36.71%	10
Election Day Memory Packs		0	0.00%	0
Enter Manual Results		0	0.00%	0
Clerk		0	0.00%	0
SPR Host		257	36.71%	10
Goodar Township Precinct 1	330	92	27.88%	1
Election Day Memory Packs		0	0.00%	0
Enter Manual Results		0	0.00%	0
Clerk		0	0.00%	0
SPR Host		92	27.88%	1
Hill Township Precinct 1	1,211	413	34.10%	8
Election Day Memory Packs		0	0.00%	0
Enter Manual Results		0	0.00%	0
Clerk		0	0.00%	0
SPR Host		413	34.10%	8

Statement of Vote
Ogemaw County
Ogemaw_August2016_E
8/3/2016

Democratic COUNTY TREASURER

	Registered	Turnout	Percent	1
Horton Township Precinct 1	745	230	30.87%	0
Election Day Memory Packs		0	0.00%	0
Enter Manual Results		0	0.00%	0
Clerk		0	0.00%	0
SPR Host		230	30.87%	0
Klacking Township Precinct 1	454	206	45.37%	3
Election Day Memory Packs		0	0.00%	0
Enter Manual Results		0	0.00%	0
Clerk		0	0.00%	0
SPR Host		206	45.37%	3
Logan Township Precinct 1	449	149	33.18%	3
Election Day Memory Packs		0	0.00%	0
Enter Manual Results		0	0.00%	0
Clerk		0	0.00%	0
SPR Host		149	33.18%	3
Mills Township Precinct 1	1,153	385	33.39%	5
Election Day Memory Packs		0	0.00%	0
Enter Manual Results		0	0.00%	0
Clerk		0	0.00%	0
SPR Host		385	33.39%	5
Mills Township Precinct 2	1,975	488	24.71%	15
Election Day Memory Packs		0	0.00%	0
Enter Manual Results		0	0.00%	0
Clerk		0	0.00%	0
SPR Host		488	24.71%	15
Ogemaw Township Precinct 1	896	439	49.00%	4
Election Day Memory Packs		0	0.00%	0
Enter Manual Results		0	0.00%	0
Clerk		0	0.00%	0
SPR Host		439	49.00%	4
Richland Township Precinct 1	668	198	29.64%	2
Election Day Memory Packs		0	0.00%	0
Enter Manual Results		0	0.00%	0
Clerk		0	0.00%	0
SPR Host		198	29.64%	2
Rose Township Precinct 1	1,019	355	34.84%	4
Election Day Memory Packs		0	0.00%	0
Enter Manual Results		0	0.00%	0
Clerk		0	0.00%	0
SPR Host		355	34.84%	4
West Branch Township Precinct	1,940	739	38.09%	6
Election Day Memory Packs		0	0.00%	0
Enter Manual Results		0	0.00%	0
Clerk		0	0.00%	0

Statement of Vote
Ogemaw County
Ogemaw_August2016_E
8/3/2016

Democratic COUNTY TREASURER

	Registered	Turnout	Percent	1
West Branch Township Precinc	1,940	739	38.09%	6
SPR Host		739	38.09%	6
	16,366	5,742	35.08%	86

Candidates

1 Write-In

Statement of Vote
Ogemaw County
Ogemaw_August2016_E
8/3/2016

Democratic COUNTY REGISTER OF DEEDS

	Registered	Turnout	Percent	1	2
City of Rose City Ward 1 Precin	382	95	24.87%	23 ✓	0
Election Day Memory Packs		0	0.00%	0	0
Enter Manual Results		0	0.00%	0	0
Clerk		0	0.00%	0	0
SPR Host		95	24.87%	23	0
City of West Branch Ward 1 Pre	522	172	32.95%	41 ✓	0
Election Day Memory Packs		0	0.00%	0	0
Enter Manual Results		0	0.00%	0	0
Clerk		0	0.00%	0	0
SPR Host		172	32.95%	41	0
City of West Branch Ward 2 Pre	542	199	36.72%	42 ✓	0
Election Day Memory Packs		0	0.00%	0	0
Enter Manual Results		0	0.00%	0	0
Clerk		0	0.00%	0	0
SPR Host		199	36.72%	42	0
City of West Branch Ward 3 Pre	536	181	33.77%	38 ✓	1
Election Day Memory Packs		0	0.00%	0	0
Enter Manual Results		0	0.00%	0	0
Clerk		0	0.00%	0	0
SPR Host		181	33.77%	38	1
Churchill Township Precinct 1	1,235	480	38.87%	110 ✓	0
Election Day Memory Packs		0	0.00%	0	0
Enter Manual Results		0	0.00%	0	0
Clerk		0	0.00%	0	0
SPR Host		480	38.87%	110	0
Cumming Township Precinct 1	555	215	38.74%	40 ✓	0
Election Day Memory Packs		0	0.00%	0	0
Enter Manual Results		0	0.00%	0	0
Clerk		0	0.00%	0	0
SPR Host		215	38.74%	40	0
Edwards Township Precinct 1	1,054	449	42.60%	128 ✓	1
Election Day Memory Packs		0	0.00%	0	0
Enter Manual Results		0	0.00%	0	0
Clerk		0	0.00%	0	0
SPR Host		449	42.60%	128	1
Foster Township Precinct 1	700	257	36.71%	71 ✓	0
Election Day Memory Packs		0	0.00%	0	0
Enter Manual Results		0	0.00%	0	0
Clerk		0	0.00%	0	0
SPR Host		257	36.71%	71	0
Goodar Township Precinct 1	330	92	27.88%	31 ✓	0
Election Day Memory Packs		0	0.00%	0	0
Enter Manual Results		0	0.00%	0	0
Clerk		0	0.00%	0	0
SPR Host		92	27.88%	31	0
Hill Township Precinct 1	1,211	413	34.10%	124 ✓	0
Election Day Memory Packs		0	0.00%	0	0
Enter Manual Results		0	0.00%	0	0
Clerk		0	0.00%	0	0
SPR Host		413	34.10%	124	0

Statement of Vote
Ogemaw County
Ogemaw_August2016_E
8/3/2016

Democratic COUNTY REGISTER OF DEEDS

	Registered	Turnout	Percent	1	2
Horton Township Precinct 1	745	230	30.87%	55 ✓	0
Election Day Memory Packs		0	0.00%	0	0
Enter Manual Results		0	0.00%	0	0
Clerk		0	0.00%	0	0
SPR Host		230	30.87%	55	0
Klacking Township Precinct 1	454	206	45.37%	51 ✓	0
Election Day Memory Packs		0	0.00%	0	0
Enter Manual Results		0	0.00%	0	0
Clerk		0	0.00%	0	0
SPR Host		206	45.37%	51	0
Logan Township Precinct 1	449	149	33.18%	36 ✓	0
Election Day Memory Packs		0	0.00%	0	0
Enter Manual Results		0	0.00%	0	0
Clerk		0	0.00%	0	0
SPR Host		149	33.18%	36	0
Mills Township Precinct 1	1,153	385	33.39%	132 ✓	1
Election Day Memory Packs		0	0.00%	0	0
Enter Manual Results		0	0.00%	0	0
Clerk		0	0.00%	0	0
SPR Host		385	33.39%	132	1
Mills Township Precinct 2	1,975	488	24.71%	164 ✓	1
Election Day Memory Packs		0	0.00%	0	0
Enter Manual Results		0	0.00%	0	0
Clerk		0	0.00%	0	0
SPR Host		488	24.71%	164	1
Ogemaw Township Precinct 1	896	439	49.00%	86 ✓	0
Election Day Memory Packs		0	0.00%	0	0
Enter Manual Results		0	0.00%	0	0
Clerk		0	0.00%	0	0
SPR Host		439	49.00%	86	0
Richland Township Precinct 1	668	198	29.64%	22 ✓	0
Election Day Memory Packs		0	0.00%	0	0
Enter Manual Results		0	0.00%	0	0
Clerk		0	0.00%	0	0
SPR Host		198	29.64%	22	0
Rose Township Precinct 1	1,019	355	34.84%	60 ✓	0
Election Day Memory Packs		0	0.00%	0	0
Enter Manual Results		0	0.00%	0	0
Clerk		0	0.00%	0	0
SPR Host		355	34.84%	60	0
West Branch Township Precinct 1	1,940	739	38.09%	123 ✓	0
Election Day Memory Packs		0	0.00%	0	0
Enter Manual Results		0	0.00%	0	0
Clerk		0	0.00%	0	0

Statement of Vote
Ogemaw County
Ogemaw_August2016_E
8/3/2016

Democratic COUNTY REGISTER OF DEEDS

	Registered	Turnout	Percent	1	2
West Branch Township Precinc	1,940	739	38.09%	123	0
SPR Host		739	38.09%	123	0
	16,366	5,742	35.08%	1,377	4

Candidates

- 1 Denise Simmons
- 2 Write-In

Statement of Vote
Ogemaw County
Ogemaw_August2016_E
8/3/2016

Democratic COUNTY ROAD COMMISSIONER

	Registered	Turnout	Percent	1
City of Rose City Ward 1 Precin	382	95	24.87%	4
Election Day Memory Packs		0	0.00%	0
Enter Manual Results		0	0.00%	0
Clerk		0	0.00%	0
SPR Host		95	24.87%	4
City of West Branch Ward 1 Pre	522	172	32.95%	1
Election Day Memory Packs		0	0.00%	0
Enter Manual Results		0	0.00%	0
Clerk		0	0.00%	0
SPR Host		172	32.95%	1
City of West Branch Ward 2 Pre	542	199	36.72%	1
Election Day Memory Packs		0	0.00%	0
Enter Manual Results		0	0.00%	0
Clerk		0	0.00%	0
SPR Host		199	36.72%	1
City of West Branch Ward 3 Pre	536	181	33.77%	4
Election Day Memory Packs		0	0.00%	0
Enter Manual Results		0	0.00%	0
Clerk		0	0.00%	0
SPR Host		181	33.77%	4
Churchill Township Precinct 1	1,235	480	38.87%	5
Election Day Memory Packs		0	0.00%	0
Enter Manual Results		0	0.00%	0
Clerk		0	0.00%	0
SPR Host		480	38.87%	5
Cumming Township Precinct 1	555	215	38.74%	5
Election Day Memory Packs		0	0.00%	0
Enter Manual Results		0	0.00%	0
Clerk		0	0.00%	0
SPR Host		215	38.74%	5
Edwards Township Precinct 1	1,054	449	42.60%	7
Election Day Memory Packs		0	0.00%	0
Enter Manual Results		0	0.00%	0
Clerk		0	0.00%	0
SPR Host		449	42.60%	7
Foster Township Precinct 1	700	257	36.71%	8
Election Day Memory Packs		0	0.00%	0
Enter Manual Results		0	0.00%	0
Clerk		0	0.00%	0
SPR Host		257	36.71%	8
Goodar Township Precinct 1	330	92	27.88%	2
Election Day Memory Packs		0	0.00%	0
Enter Manual Results		0	0.00%	0
Clerk		0	0.00%	0
SPR Host		92	27.88%	2
Hill Township Precinct 1	1,211	413	34.10%	9
Election Day Memory Packs		0	0.00%	0
Enter Manual Results		0	0.00%	0
Clerk		0	0.00%	0
SPR Host		413	34.10%	9

Statement of Vote
Ogemaw County
Ogemaw_August2016_E
8/3/2016

Democratic COUNTY ROAD COMMISSIONER

	Registered	Turnout	Percent	1
Horton Township Precinct 1	745	230	30.87%	0
Election Day Memory Packs		0	0.00%	0
Enter Manual Results		0	0.00%	0
Clerk		0	0.00%	0
SPR Host		230	30.87%	0
Klacking Township Precinct 1	454	206	45.37%	2
Election Day Memory Packs		0	0.00%	0
Enter Manual Results		0	0.00%	0
Clerk		0	0.00%	0
SPR Host		206	45.37%	2
Logan Township Precinct 1	449	149	33.18%	5
Election Day Memory Packs		0	0.00%	0
Enter Manual Results		0	0.00%	0
Clerk		0	0.00%	0
SPR Host		149	33.18%	5
Mills Township Precinct 1	1,153	385	33.39%	6
Election Day Memory Packs		0	0.00%	0
Enter Manual Results		0	0.00%	0
Clerk		0	0.00%	0
SPR Host		385	33.39%	6
Mills Township Precinct 2	1,975	488	24.71%	15
Election Day Memory Packs		0	0.00%	0
Enter Manual Results		0	0.00%	0
Clerk		0	0.00%	0
SPR Host		488	24.71%	15
Ogemaw Township Precinct 1	896	439	49.00%	4
Election Day Memory Packs		0	0.00%	0
Enter Manual Results		0	0.00%	0
Clerk		0	0.00%	0
SPR Host		439	49.00%	4
Richland Township Precinct 1	668	198	29.64%	2
Election Day Memory Packs		0	0.00%	0
Enter Manual Results		0	0.00%	0
Clerk		0	0.00%	0
SPR Host		198	29.64%	2
Rose Township Precinct 1	1,019	355	34.84%	5
Election Day Memory Packs		0	0.00%	0
Enter Manual Results		0	0.00%	0
Clerk		0	0.00%	0
SPR Host		355	34.84%	5
West Branch Township Precinct	1,940	739	38.09%	5
Election Day Memory Packs		0	0.00%	0
Enter Manual Results		0	0.00%	0
Clerk		0	0.00%	0

Statement of Vote
Ogemaw County
Ogemaw_August2016_E
8/3/2016

Democratic COUNTY ROAD COMMISSIONER

	Registered	Turnout	Percent	1
West Branch Township Precinc	1,940	739	38.09%	5
SPR Host		739	38.09%	5
	16,366	5,742	35.08%	90

Candidates

1 Write-In

Statement of Vote
Ogemaw County
Ogemaw_August2016_E
8/3/2016

Democratic COUNTY DRAIN COMMISSIONER

	Registered	Turnout	Percent	1	2
City of Rose City Ward 1 Precin	382	95	24.87%	21 ✓	0
Election Day Memory Packs		0	0.00%	0	0
Enter Manual Results		0	0.00%	0	0
Clerk		0	0.00%	0	0
SPR Host		95	24.87%	21	0
City of West Branch Ward 1 Pre	522	172	32.95%	43 ✓	0
Election Day Memory Packs		0	0.00%	0	0
Enter Manual Results		0	0.00%	0	0
Clerk		0	0.00%	0	0
SPR Host		172	32.95%	43	0
City of West Branch Ward 2 Pre	542	199	36.72%	47 ✓	0
Election Day Memory Packs		0	0.00%	0	0
Enter Manual Results		0	0.00%	0	0
Clerk		0	0.00%	0	0
SPR Host		199	36.72%	47	0
City of West Branch Ward 3 Pre	536	181	33.77%	35 ✓	1
Election Day Memory Packs		0	0.00%	0	0
Enter Manual Results		0	0.00%	0	0
Clerk		0	0.00%	0	0
SPR Host		181	33.77%	35	1
Churchill Township Precinct 1	1,235	480	38.87%	108 ✓	0
Election Day Memory Packs		0	0.00%	0	0
Enter Manual Results		0	0.00%	0	0
Clerk		0	0.00%	0	0
SPR Host		480	38.87%	108	0
Cumming Township Precinct 1	555	215	38.74%	38 ✓	0
Election Day Memory Packs		0	0.00%	0	0
Enter Manual Results		0	0.00%	0	0
Clerk		0	0.00%	0	0
SPR Host		215	38.74%	38	0
Edwards Township Precinct 1	1,054	449	42.60%	141 ✓	0
Election Day Memory Packs		0	0.00%	0	0
Enter Manual Results		0	0.00%	0	0
Clerk		0	0.00%	0	0
SPR Host		449	42.60%	141	0
Foster Township Precinct 1	700	257	36.71%	70 ✓	0
Election Day Memory Packs		0	0.00%	0	0
Enter Manual Results		0	0.00%	0	0
Clerk		0	0.00%	0	0
SPR Host		257	36.71%	70	0
Goodar Township Precinct 1	330	92	27.88%	30 ✓	0
Election Day Memory Packs		0	0.00%	0	0
Enter Manual Results		0	0.00%	0	0
Clerk		0	0.00%	0	0
SPR Host		92	27.88%	30	0
Hill Township Precinct 1	1,211	413	34.10%	116 ✓	0
Election Day Memory Packs		0	0.00%	0	0
Enter Manual Results		0	0.00%	0	0
Clerk		0	0.00%	0	0
SPR Host		413	34.10%	116	0

Statement of Vote
Ogemaw County
Ogemaw_August2016_E
8/3/2016

Democratic COUNTY DRAIN COMMISSIONER

	Registered	Turnout	Percent	1	2
Horton Township Precinct 1	745	230	30.87%	57 ✓	0
Election Day Memory Packs		0	0.00%	0	0
Enter Manual Results		0	0.00%	0	0
Clerk		0	0.00%	0	0
SPR Host		230	30.87%	57	0
Klacking Township Precinct 1	454	206	45.37%	47 ✓	0
Election Day Memory Packs		0	0.00%	0	0
Enter Manual Results		0	0.00%	0	0
Clerk		0	0.00%	0	0
SPR Host		206	45.37%	47	0
Logan Township Precinct 1	449	149	33.18%	31 ✓	1
Election Day Memory Packs		0	0.00%	0	0
Enter Manual Results		0	0.00%	0	0
Clerk		0	0.00%	0	0
SPR Host		149	33.18%	31	1
Mills Township Precinct 1	1,153	385	33.39%	123 ✓	0
Election Day Memory Packs		0	0.00%	0	0
Enter Manual Results		0	0.00%	0	0
Clerk		0	0.00%	0	0
SPR Host		385	33.39%	123	0
Mills Township Precinct 2	1,975	488	24.71%	162 ✓	1
Election Day Memory Packs		0	0.00%	0	0
Enter Manual Results		0	0.00%	0	0
Clerk		0	0.00%	0	0
SPR Host		488	24.71%	162	1
Ogemaw Township Precinct 1	896	439	49.00%	82 ✓	0
Election Day Memory Packs		0	0.00%	0	0
Enter Manual Results		0	0.00%	0	0
Clerk		0	0.00%	0	0
SPR Host		439	49.00%	82	0
Richland Township Precinct 1	668	198	29.64%	24 ✓	0
Election Day Memory Packs		0	0.00%	0	0
Enter Manual Results		0	0.00%	0	0
Clerk		0	0.00%	0	0
SPR Host		198	29.64%	24	0
Rose Township Precinct 1	1,019	355	34.84%	64 ✓	1
Election Day Memory Packs		0	0.00%	0	0
Enter Manual Results		0	0.00%	0	0
Clerk		0	0.00%	0	0
SPR Host		355	34.84%	64	1
West Branch Township Precinct	1,940	739	38.09%	123 ✓	1
Election Day Memory Packs		0	0.00%	0	0
Enter Manual Results		0	0.00%	0	0
Clerk		0	0.00%	0	0

Statement of Vote
Ogemaw County
Ogemaw_August2016_E
8/3/2016

Democratic COUNTY DRAIN COMMISSIONER

	Registered	Turnout	Percent	1	2
West Branch Township Precinc	1,940	739	38.09%	123	1
SPR Host		739	38.09%	123	1
	16,366	5,742	35.08%	1,362	5

Candidates

- 1 Michael R. DeMatio
- 2 Write-In

Statement of Vote
Ogemaw County
Ogemaw_August2016_E
8/3/2016

Republican COUNTY COMMISSIONER 1

	Registered	Turnout	Percent	1	2
Edwards Township Precinct 1	1,054	449	42.60%	171 ✓	0
Election Day Memory Packs		0	0.00%	0	0
Enter Manual Results		0	0.00%	0	0
Clerk		0	0.00%	0	0
SPR Host		449	42.60%	171	0
Foster Township Precinct 1	700	257	36.71%	123 ✓	1
Election Day Memory Packs		0	0.00%	0	0
Enter Manual Results		0	0.00%	0	0
Clerk		0	0.00%	0	0
SPR Host		257	36.71%	123	1
Horton Township Precinct 1	745	230	30.87%	111 ✓	0
Election Day Memory Packs		0	0.00%	0	0
Enter Manual Results		0	0.00%	0	0
Clerk		0	0.00%	0	0
SPR Host		230	30.87%	111	0
Ogemaw Township Precinct 1	896	439	49.00%	229 ✓	2
Election Day Memory Packs		0	0.00%	0	0
Enter Manual Results		0	0.00%	0	0
Clerk		0	0.00%	0	0
SPR Host		439	49.00%	229	2
	3,395	1,375	40.50%	634	3

Candidates

- 1 Craig Scott
- 2 Write-In

Statement of Vote
Ogemaw County
Ogemaw_August2016_E
8/3/2016

Republican COUNTY COMMISSIONER 2

	Registered	Turnout	Percent	1
✓ City of West Branch Ward 1 Pre	522	172	32.95%	3
Election Day Memory Packs		0	0.00%	0
Enter Manual Results		0	0.00%	0
Clerk		0	0.00%	0
SPR Host		172	32.95%	3
✓ City of West Branch Ward 2 Pre	542	199	36.72%	2
Election Day Memory Packs		0	0.00%	0
Enter Manual Results		0	0.00%	0
Clerk		0	0.00%	0
SPR Host		199	36.72%	2
✓ City of West Branch Ward 3 Pre	536	181	33.77%	8
Election Day Memory Packs		0	0.00%	0
Enter Manual Results		0	0.00%	0
Clerk		0	0.00%	0
SPR Host		181	33.77%	8
Klacking Township Precinct 1	454	206	45.37%	7
Election Day Memory Packs		0	0.00%	0
Enter Manual Results		0	0.00%	0
Clerk		0	0.00%	0
SPR Host		206	45.37%	7
West Branch Township Precinct	1,940	739	38.09%	12
Election Day Memory Packs		0	0.00%	0
Enter Manual Results		0	0.00%	0
Clerk		0	0.00%	0
SPR Host		739	38.09%	12
	3,994	1,497	37.48%	32

Candidates

1 Write-In

Statement of Vote
Ogemaw County
Ogemaw_August2016_E
8/3/2016

Republican COUNTY COMMISSIONER 3

	Registered	Turnout	Percent	1
✓ City of Rose City Ward 1 Precin	382	95	24.87%	5 ✓
Election Day Memory Packs		0	0.00%	0
Enter Manual Results		0	0.00%	0
Clerk		0	0.00%	0
SPR Host		95	24.87%	5
✓ Cumming Township Precinct 1	555	215	38.74%	5 ✓
Election Day Memory Packs		0	0.00%	0
Enter Manual Results		0	0.00%	0
Clerk		0	0.00%	0
SPR Host		215	38.74%	5
Goodar Township Precinct 1	330	92	27.88%	2 ✓
Election Day Memory Packs		0	0.00%	0
Enter Manual Results		0	0.00%	0
Clerk		0	0.00%	0
SPR Host		92	27.88%	2
Hill Township Precinct 1	1,211	413	34.10%	4 ✓
Election Day Memory Packs		0	0.00%	0
Enter Manual Results		0	0.00%	0
Clerk		0	0.00%	0
SPR Host		413	34.10%	4
Rose Township Precinct 1	1,019	355	34.84%	9 ✓
Election Day Memory Packs		0	0.00%	0
Enter Manual Results		0	0.00%	0
Clerk		0	0.00%	0
SPR Host		355	34.84%	9
	3,497	1,170	33.46%	25

Candidates

1 Write-In

Statement of Vote
Ogemaw County
Ogemaw_August2016_E
8/3/2016

Republican COUNTY COMMISSIONER 4

	Registered	Turnout	Percent	1
✓ Churchill Township Precinct 1	1,235	480	38.87%	9 ✓
Election Day Memory Packs		0	0.00%	0
Enter Manual Results		0	0.00%	0
Clerk		0	0.00%	0
SPR Host		480	38.87%	9
Mills Township Precinct 1	1,153	385	33.39%	6
Election Day Memory Packs		0	0.00%	0
Enter Manual Results		0	0.00%	0
Clerk		0	0.00%	0
SPR Host		385	33.39%	6
West Branch Township Precinct	1,940	739	38.09%	2
Election Day Memory Packs		0	0.00%	0
Enter Manual Results		0	0.00%	0
Clerk		0	0.00%	0
SPR Host		739	38.09%	2
	4,328	1,604	37.06%	17

Candidates

1 Write-In

Statement of Vote
Ogemaw County
Ogemaw_August2016_E
8/3/2016

Republican COUNTY COMMISSIONER 5

	Registered	Turnout	Percent	1
Logan Township Precinct 1	449	149	33.18%	4 ✓
Election Day Memory Packs		0	0.00%	0
Enter Manual Results		0	0.00%	0
Clerk		0	0.00%	0
SPR Host		149	33.18%	4
Mills Township Precinct 2	1,975	488	24.71%	18
Election Day Memory Packs		0	0.00%	0
Enter Manual Results		0	0.00%	0
Clerk		0	0.00%	0
SPR Host		488	24.71%	18
Richland Township Precinct 1	668	198	29.64%	4
Election Day Memory Packs		0	0.00%	0
Enter Manual Results		0	0.00%	0
Clerk		0	0.00%	0
SPR Host		198	29.64%	4
	3,092	835	27.01%	26

Candidates

1 Write-In

Statement of Vote
Ogemaw County
Ogemaw_August2016_E
8/3/2016

Democratic COUNTY COMMISSIONER 1

	Registered	Turnout	Percent	1	2
Edwards Township Precinct 1	1,054	449	42.60%	136 ✓	3
Election Day Memory Packs		0	0.00%	0	0
Enter Manual Results		0	0.00%	0	0
Clerk		0	0.00%	0	0
SPR Host		449	42.60%	136	3
Foster Township Precinct 1	700	257	36.71%	70 ✓	0
Election Day Memory Packs		0	0.00%	0	0
Enter Manual Results		0	0.00%	0	0
Clerk		0	0.00%	0	0
SPR Host		257	36.71%	70	0
Horton Township Precinct 1	745	230	30.87%	51 ✓	0
Election Day Memory Packs		0	0.00%	0	0
Enter Manual Results		0	0.00%	0	0
Clerk		0	0.00%	0	0
SPR Host		230	30.87%	51	0
Ogemaw Township Precinct 1	896	439	49.00%	78 ✓	0
Election Day Memory Packs		0	0.00%	0	0
Enter Manual Results		0	0.00%	0	0
Clerk		0	0.00%	0	0
SPR Host		439	49.00%	78	0
	3,395	1,375	40.50%	335	3

Candidates

- 1 Greg Illig
- 2 Write-In

Statement of Vote
Ogemaw County
Ogemaw_August2016_E
8/3/2016

Democratic COUNTY COMMISSIONER 2

	Registered	Turnout	Percent	1	2
City of West Branch Ward 1 Pre	522	172	32.95%	41 ✓	0
Election Day Memory Packs		0	0.00%	0	0
Enter Manual Results		0	0.00%	0	0
Clerk		0	0.00%	0	0
SPR Host		172	32.95%	41	0
City of West Branch Ward 2 Pre	542	199	36.72%	46 ✓	0
Election Day Memory Packs		0	0.00%	0	0
Enter Manual Results		0	0.00%	0	0
Clerk		0	0.00%	0	0
SPR Host		199	36.72%	46	0
City of West Branch Ward 3 Pre	536	181	33.77%	36 ✓	1
Election Day Memory Packs		0	0.00%	0	0
Enter Manual Results		0	0.00%	0	0
Clerk		0	0.00%	0	0
SPR Host		181	33.77%	36	1
Klackling Township Precinct 1	454	206	45.37%	56 ✓	0
Election Day Memory Packs		0	0.00%	0	0
Enter Manual Results		0	0.00%	0	0
Clerk		0	0.00%	0	0
SPR Host		206	45.37%	56	0
West Branch Township Precinct	1,940	739	38.09%	78 ✓	0
Election Day Memory Packs		0	0.00%	0	0
Enter Manual Results		0	0.00%	0	0
Clerk		0	0.00%	0	0
SPR Host		739	38.09%	78	0
	3,994	1,497	37.48%	257	1

Candidates

- 1 Bruce Reelz
- 2 Write-In

Statement of Vote
Ogemaw County
Ogemaw_August2016_E
8/3/2016

Democratic COUNTY COMMISSIONER 3

	Registered	Turnout	Percent	1	2
City of Rose City Ward 1 Precinct	382	95	24.87%	24 ✓	1
Election Day Memory Packs		0	0.00%	0	0
Enter Manual Results		0	0.00%	0	0
Clerk		0	0.00%	0	0
SPR Host		95	24.87%	24	1
Cumming Township Precinct 1	555	215	38.74%	42 ✓	0
Election Day Memory Packs		0	0.00%	0	0
Enter Manual Results		0	0.00%	0	0
Clerk		0	0.00%	0	0
SPR Host		215	38.74%	42	0
Goodar Township Precinct 1	330	92	27.88%	32 ✓	1
Election Day Memory Packs		0	0.00%	0	0
Enter Manual Results		0	0.00%	0	0
Clerk		0	0.00%	0	0
SPR Host		92	27.88%	32	1
Hill Township Precinct 1	1,211	413	34.10%	120 ✓	1
Election Day Memory Packs		0	0.00%	0	0
Enter Manual Results		0	0.00%	0	0
Clerk		0	0.00%	0	0
SPR Host		413	34.10%	120	1
Rose Township Precinct 1	1,019	355	34.84%	69 ✓	1
Election Day Memory Packs		0	0.00%	0	0
Enter Manual Results		0	0.00%	0	0
Clerk		0	0.00%	0	0
SPR Host		355	34.84%	69	1
	3,497	1,170	33.46%	287	4

Candidates

- 1 Ron Quackenbush
- 2 Write-In

Statement of Vote
Ogemaw County
Ogemaw_August2016_E
8/3/2016

Democratic COUNTY COMMISSIONER 4

	Registered	Turnout	Percent	1	2
Churchill Township Precinct 1	1,235	480	38.87%	100 ✓	1
Election Day Memory Packs		0	0.00%	0	0
Enter Manual Results		0	0.00%	0	0
Clerk		0	0.00%	0	0
SPR Host		480	38.87%	100	1
Mills Township Precinct 1	1,153	385	33.39%	129 ✓	0
Election Day Memory Packs		0	0.00%	0	0
Enter Manual Results		0	0.00%	0	0
Clerk		0	0.00%	0	0
SPR Host		385	33.39%	129	0
West Branch Township Precinct	1,940	739	38.09%	44 ✓	0
Election Day Memory Packs		0	0.00%	0	0
Enter Manual Results		0	0.00%	0	0
Clerk		0	0.00%	0	0
SPR Host		739	38.09%	44	0
	4,328	1,604	37.06%	273	1

Candidates

- 1 Brenda Simmons
- 2 Write-In

Statement of Vote
Ogemaw County
Ogemaw_August2016_E
8/3/2016

Democratic COUNTY COMMISSIONER 5

	Registered	Turnout	Percent	1	2
Logan Township Precinct 1	449	149	33.18%	38 ✓	0
Election Day Memory Packs		0	0.00%	0	0
Enter Manual Results		0	0.00%	0	0
Clerk		0	0.00%	0	0
SPR Host		149	33.18%	38	0
Mills Township Precinct 2	1,975	488	24.71%	181 ✓	1
Election Day Memory Packs		0	0.00%	0	0
Enter Manual Results		0	0.00%	0	0
Clerk		0	0.00%	0	0
SPR Host		488	24.71%	181	1
Richland Township Precinct 1	668	198	29.64%	26 ✓	0
Election Day Memory Packs		0	0.00%	0	0
Enter Manual Results		0	0.00%	0	0
Clerk		0	0.00%	0	0
SPR Host		198	29.64%	26	0
	3,092	835	27.01%	245	1

Candidates

- 1 Pete Hennard
- 2 Write-In

Statement of Votes Cast
Ontonagon County, MI
2016 General Primary

Date:08/03/16
Time:11:06:18
Page:2 of 136

SOVC For Jurisdiction Wide, All Counters, All Races

	REP D1 Rep in Congress									
	Reg. Voters	Times Counted	Total Votes	Jason Allen (REP)		Jack Bergman (REP)		Tom Casperson (REP)		Write-In Votes
Jurisdiction Wide										
Bergland Township, Precinct 1	443	191	119	12	10.08%	34	28.57%	72	60.50%	1 0.84%
Bohemia Township, Precinct 1	30	16	6	2	33.33%	1	16.67%	3	50.00%	0 0.00%
Bohemia Township, Precinct 2	35	22	10	0	0.00%	0	0.00%	10	100.00%	0 0.00%
Carp Lake Township, Precinct 1	586	161	86	3	3.49%	41	47.67%	42	48.84%	0 0.00%
Greenland Township, Precinct 1	633	119	53	6	11.32%	15	28.30%	32	60.38%	0 0.00%
Haight Township, Precinct 1	176	48	22	2	9.09%	10	45.45%	10	45.45%	0 0.00%
Interior Township, Precinct 1	290	86	42	3	7.14%	15	35.71%	24	57.14%	0 0.00%
Matchwood Township, Precinct 1	82	37	10	0	0.00%	1	10.00%	9	90.00%	0 0.00%
McMillan Township, Precinct 1	414	135	61	2	3.28%	18	29.51%	41	67.21%	0 0.00%
Ontonagon Township, Precinct 1	2700	612	281	12	4.27%	99	35.23%	170	60.50%	0 0.00%
Rockland Township, Precinct 1	195	58	23	2	8.70%	9	39.13%	12	52.17%	0 0.00%
Stannard Township, Precinct 1	629	144	86	2	2.33%	30	34.88%	54	62.79%	0 0.00%
Total	6213	1629	799	46	5.76%	273	34.17%	479	59.95%	1 0.13%

RECEIVED
MICHIGAN DEPT OF STATE
2016 AUG - 8 AM 10:34
ELECTIONS/OPERAT SEAL

Statement of Votes Cast
Ontonagon County, MI
2016 General Primary

Date:08/03/16
Time:11:06:19
Page:52 of 136

SOVC For Jurisdiction Wide, All Counters, All Races

	DEM D1 Rep in Congress							
	Reg. Voters	Times Counted	Total Votes	Jerry Cannon (DEM)		Lon Johnson (DEM)		Write-In Votes
Jurisdiction Wide								
Bergland Township, Precinct 1	443	191	41	18	43.90%	23	56.10%	0 0.00%
Bohemia Township, Precinct 1	30	16	8	4	50.00%	4	50.00%	0 0.00%
Bohemia Township, Precinct 2	35	22	10	1	10.00%	9	90.00%	0 0.00%
Carp Lake Township, Precinct 1	586	161	53	19	35.85%	34	64.15%	0 0.00%
Greenland Township, Precinct 1	633	119	60	23	38.33%	37	61.67%	0 0.00%
Haight Township, Precinct 1	176	48	22	2	9.09%	20	90.91%	0 0.00%
Interior Township, Precinct 1	290	86	39	10	25.64%	28	71.79%	1 2.56%
Matchwood Township, Precinct 1	82	37	16	3	18.75%	13	81.25%	0 0.00%
McMillan Township, Precinct 1	414	135	54	22	40.74%	32	59.26%	0 0.00%
Ontonagon Township, Precinct 1	2700	612	196	74	37.76%	122	62.24%	0 0.00%
Rockland Township, Precinct 1	195	58	22	7	31.82%	14	63.64%	1 4.55%
Stannard Township, Precinct 1	629	144	48	11	22.92%	37	77.08%	0 0.00%
Total	6213	1629	569	194	34.09%	373	65.55%	2 0.35%

Statement of Votes Cast
Ontonagon County, MI
2016 General Primary

Date:08/03/16
Time:11:06:18
Page:3 of 136

SOVC For Jurisdiction Wide, All Counters, All Races

	REP D110 Representative						
	Reg. Voters	Times Counted	Total Votes	Gregory Markkanen (REP)	Write-In Votes		
Jurisdiction Wide							
Bergland Township, Precinct 1	443	191	84	84 100.00%	0	0.00%	
Bohemia Township, Precinct 1	30	16	4	4 100.00%	0	0.00%	
Bohemia Township, Precinct 2	35	22	8	8 100.00%	0	0.00%	
Carp Lake Township, Precinct 1	586	161	63	63 100.00%	0	0.00%	
Greenland Township, Precinct 1	633	119	40	40 100.00%	0	0.00%	
Haight Township, Precinct 1	176	48	12	12 100.00%	0	0.00%	
Interior Township, Precinct 1	290	86	30	30 100.00%	0	0.00%	
Matchwood Township, Precinct 1	82	37	6	6 100.00%	0	0.00%	
McMillan Township, Precinct 1	414	135	43	43 100.00%	0	0.00%	
Ontonagon Township, Precinct 1	2700	612	165	165 100.00%	0	0.00%	
Rockland Township, Precinct 1	195	58	19	19 100.00%	0	0.00%	
Stannard Township, Precinct 1	629	144	62	62 100.00%	0	0.00%	
Total	6213	1629	536	536 100.00%	0	0.00%	

Statement of Votes Cast
 Ontonagon County, MI
 2016 General Primary

Date:08/03/16
 Time:11:06:19
 Page:53 of 136

SOVC For Jurisdiction Wide, All Counters, All Races

	DEM D110 Representative					
	Reg. Voters	Times Counted	Total Votes	Scott Dianda (DEM)	Write-In Votes	
Jurisdiction Wide						
Bergland Township, Precinct 1	443	191	43	43 100.00%	0	0.00%
Bohemia Township, Precinct 1	30	16	10	10 100.00%	0	0.00%
Bohemia Township, Precinct 2	35	22	10	10 100.00%	0	0.00%
Carp Lake Township, Precinct 1	586	161	58	58 100.00%	0	0.00%
Greenland Township, Precinct 1	633	119	59	59 100.00%	0	0.00%
Haight Township, Precinct 1	176	48	23	23 100.00%	0	0.00%
Interior Township, Precinct 1	290	86	40	40 100.00%	0	0.00%
Matchwood Township, Precinct 1	82	37	17	17 100.00%	0	0.00%
McMillan Township, Precinct 1	414	135	62	62 100.00%	0	0.00%
Ontonagon Township, Precinct 1	2700	612	237	236 99.58%	1	0.42%
Rockland Township, Precinct 1	195	58	26	25 96.15%	1	3.85%
Stannard Township, Precinct 1	629	144	54	54 100.00%	0	0.00%
Total	6213	1629	639	637 99.69%	2	0.31%

Osceola_Aug2016_E
August 2, 2016
Summary Report
Osceola County
Osceola County Election Report

RECEIVED/FILED
MICHIGAN DEPT OF STATE
2016 AUG 11 AM 10:59
ELECTIONS/CLERK SEAL

Registration & Turnout			
Polling Place Turnout		1,800	Voters
Manual Entry Turnout		3,801	211.17%
County Clerk Turnout		0	0.00%
SPR Modem Host Turnout		0	0.00%
	Total ...	3,801	211.17%
REP - Rep In Congress 4th District			
	(18)	18/18	100.00%
John Moolenaar		2,698	100.00%
	Total ...	2,698	100.00%
REP - Rep in State Leg 97th Dist			
	(10)	10/10	100.00%
George Gilmore		227	14.61%
Brian Johnson		210	13.51%
Jacob Link		397	25.55%
Jason Wentworth		632	40.67%
Thomas L. Winarski		88	5.66%
	Total ...	1,554	100.00%
REP - Rep in State Leg 102nd			
	(8)	8/8	100.00%
Jason Briscoe		216	14.78%
Michele Hoitenga		222	15.20%
Ormand Hook		319	21.83%
Morris Langworthy Jr.		704	48.19%
	Total ...	1,461	100.00%
REP - County Prosecutor			
	(18)	18/18	100.00%
Tyler Thompson		2,774	100.00%
	Total ...	2,774	100.00%
REP - County Sheriff			
	(18)	18/18	100.00%
James A. Crawford		2,876	100.00%
	Total ...	2,876	100.00%
REP - County Clerk			
	(18)	18/18	100.00%
Karen J. Bluhm		2,905	100.00%
	Total ...	2,905	100.00%
REP - County Treasurer			
	(18)	18/18	100.00%
Lori Leudeman		2,858	100.00%
	Total ...	2,858	100.00%
REP - County Register of Deeds			
	(18)	18/18	100.00%
Nancy S. Crawford		2,825	100.00%
	Total ...	2,825	100.00%
REP - County Road Commissioner			
	(18)	18/18	100.00%
Doug Bontekoe		1,389	28.74%
Alan L. Gingrich		1,608	33.27%
Alan A. Johnson		1,836	37.99%
	Total ...	4,833	100.00%

Osceola_Aug2016_E
August 2, 2016
Summary Report
Osceola County
Osceola County Election Report

REP - County Drain Commissioner	(18)	18/18	100.00%
Jerry W. Powell		2,679	100.00%
	Total ...	2,679	100.00%
REP - County Surveyor	(18)	18/18	100.00%
Bill Sikkema		2,698	100.00%
	Total ...	2,698	100.00%
REP - County Commissioner 1st Dist	(3)	3/3	100.00%
Jill Halladay		426	100.00%
	Total ...	426	100.00%
REP - County Commissioner 2nd Dist	(3)	3/3	100.00%
Mark Gregory		623	100.00%
	Total ...	623	100.00%
REP - County Commissioner 3rd Dist	(3)	3/3	100.00%
Jack Nehmer		359	100.00%
	Total ...	359	100.00%
REP - County Commissioner 4th Dist	(4)	4/4	100.00%
Alan Tiedt		345	100.00%
	Total ...	345	100.00%
REP - County Commissioner 5th Dist	(3)	3/3	100.00%
Roger Elkins		320	100.00%
	Total ...	320	100.00%
REP - County Commissioner 6th Dist	(2)	2/2	100.00%
Pamela Wayne		334	100.00%
	Total ...	334	100.00%
REP - County Commissioner 7th Dist	(2)	2/2	100.00%
Larry Emig		292	100.00%
	Total ...	292	100.00%
REP - Burdell Twp Supervisor	(1)	1/1	100.00%
Charles Raab		224	100.00%
	Total ...	224	100.00%
REP - Burdell Twp Clerk	(1)	1/1	100.00%
Richard S. Dunlap		219	100.00%
	Total ...	219	100.00%
REP - Burdell Twp Treasurer	(1)	1/1	100.00%
Mary E. Holmes		233	100.00%
	Total ...	233	100.00%
REP - Burdell Twp Trustee	(1)	1/1	100.00%
Virgil Aspfund		200	48.31%
Darwin B. Norman		214	51.69%
	Total ...	414	100.00%

Osceola_Aug2016_E
August 2, 2016
Summary Report
Osceola County
Osceola County Election Report

REP - Burdell Twp Precinct Delegate Rep	(1)	1/1	100.00%
Tonia Hartline		217	50.12%
Walter Hartline		216	49.88%
Total ...		433	100.00%
REP - Cedar Twp Supervisor	(1)	1/1	100.00%
Loren Stieg		60	100.00%
Total ...		60	100.00%
REP - Cedar Twp Clerk	(1)	1/1	100.00%
Shirley Apsey		67	100.00%
Total ...		67	100.00%
REP - Cedar Twp Treasurer	(1)	1/1	100.00%
Jean Schember		65	100.00%
Total ...		65	100.00%
REP - Cedar Twp Trustee	(1)	1/1	100.00%
Mary Clark		39	30.23%
Theodore A. Knecht		32	24.81%
Christopher Lockhart		58	44.96%
Total ...		129	100.00%
REP - Cedar Twp Precinct Delegate Rep	(1)	1/1	100.00%
Dave Porteous		62	54.39%
Loren Stieg		52	45.61%
Total ...		114	100.00%
REP - Evert Twp Supervisor	(1)	1/1	100.00%
Chad L. Booher		134	64.11%
Vicki L. Cushman		75	35.89%
Total ...		209	100.00%
REP - Evert Twp Treasurer	(1)	1/1	100.00%
Martha Hartman		174	100.00%
Total ...		174	100.00%
REP - Evert Twp Trustee	(1)	1/1	100.00%
Dale L. Bailey		57	14.96%
Stephen Campbell		112	29.40%
Molly Cataldo		50	13.12%
Brian C. Cushman		44	11.55%
Sarah S. Parsons		118	30.97%
Total ...		381	100.00%
REP - Evert Twp Precinct Delegate Rep	(1)	1/1	100.00%
Patrick Tiedt		177	100.00%
Total ...		177	100.00%
REP - Hartwick Twp Clerk	(1)	1/1	100.00%
Shelley Muczynski		64	100.00%
Total ...		64	100.00%

Osceola_Aug2016_E
August 2, 2016
Summary Report
Osceola County
Osceola County Election Report

REP - Hartwick Twp Treasurer	(1)	1/1	100.00%
Carole A. Bennett		67	100.00%
	Total ...	67	100.00%
REP - Hartwick Twp Trustee	(1)	1/1	100.00%
Bill Davis		56	48.70%
Jeff Neuman		59	51.30%
	Total ...	115	100.00%
REP - Hartwick Twp Precinct Delegate Rep	(1)	1/1	100.00%
Charles Lane Jr.		60	100.00%
	Total ...	60	100.00%
REP - Hersey Twp Supervisor	(1)	1/1	100.00%
Thomas P. Fabus		152	100.00%
	Total ...	152	100.00%
REP - Hersey Twp Treasurer	(1)	1/1	100.00%
Jeanette M. Hays		116	62.37%
Jessica Wayne		70	37.63%
	Total ...	186	100.00%
REP - Hersey Twp Trustee	(1)	1/1	100.00%
Diane K. Leichty		119	49.38%
Russell Wayne		122	50.62%
	Total ...	241	100.00%
REP - Hersey Twp Precinct Delegate Rep	(1)	1/1	100.00%
Karen J. Bluhm		165	100.00%
	Total ...	165	100.00%
REP - Highland Twp Supervisor	(1)	1/1	100.00%
Sidney J. King		43	23.76%
Derek Wing		138	76.24%
	Total ...	181	100.00%
REP - Highland Twp Clerk	(1)	1/1	100.00%
Kathryn E. Barnhart		167	100.00%
	Total ...	167	100.00%
REP - Highland Twp Treasurer	(1)	1/1	100.00%
Jodi A. Peterson		167	100.00%
	Total ...	167	100.00%
REP - Highland Twp Trustee	(1)	1/1	100.00%
L. D. Hesselink		119	37.42%
Chris Peterson		73	22.96%
Kenneth L. Van Polen		126	39.62%
	Total ...	318	100.00%
REP - Leroy Twp Supervisor	(1)	1/1	100.00%
Art Moyes		138	100.00%
	Total ...	138	100.00%

Osceola_Aug2016_E
August 2, 2016
Summary Report
Osceola County
Osceola County Election Report

REP - Leroy Twp Clerk	(1)	1/1	100.00%
Stacie Dvonch		169	100.00%
	Total ...	169	100.00%
REP - Leroy Twp Treasurer	(1)	1/1	100.00%
Heather Marks		93	100.00%
	Total ...	93	100.00%
REP - Leroy Twp Trustee	(1)	1/1	100.00%
Dale L. Peterson		162	54.55%
Anja Wing		135	45.45%
	Total ...	297	100.00%
REP - Leroy Twp Precinct Delegate Rep	(1)	1/1	100.00%
Lori Leudeman		178	100.00%
	Total ...	178	100.00%
REP - Lincoln Twp Supervisor	(1)	1/1	100.00%
Mark Brock		91	51.41%
Michael D. Green		86	48.59%
	Total ...	177	100.00%
REP - Lincoln Twp Clerk	(1)	1/1	100.00%
Sherry Blackrick		169	100.00%
	Total ...	169	100.00%
REP - Lincoln Twp Treasurer	(1)	1/1	100.00%
Martha Modene		161	100.00%
	Total ...	161	100.00%
REP - Lincoln Twp Trustee	(1)	1/1	100.00%
David Armond Ball		78	24.76%
Hector J. Couture		121	38.41%
Nicholas C. Pepper II		116	36.83%
	Total ...	315	100.00%
REP - Lincoln Twp Precinct Delegate Rep	(1)	1/1	100.00%
Joe Fedor		78	28.16%
Christopher Davenport		101	36.46%
Theresa Davenport		98	35.38%
	Total ...	277	100.00%
REP - Marion Twp Supervisor	(1)	1/1	100.00%
Martin Blackledge		131	100.00%
	Total ...	131	100.00%
REP - Marion Twp Clerk	(1)	1/1	100.00%
Connie Zuiderveen		144	100.00%
	Total ...	144	100.00%
REP - Marion Twp Treasurer	(1)	1/1	100.00%
Joyce K. Mayle		142	100.00%
	Total ...	142	100.00%

Osceola_Aug2016_E
August 2, 2016
Summary Report
Osceola County
Osceola County Election Report

REP - Marion Twp Trustee	(1)	1/1	100.00%
Don Gillmore		135	100.00%
	Total ...	135	100.00%
REP - Middle Branch Twp Supervisor	(1)	1/1	100.00%
Patrick Babcock		100	100.00%
	Total ...	100	100.00%
REP - Middle Branch Twp Clerk	(1)	1/1	100.00%
Peggy A. Hoard		100	100.00%
	Total ...	100	100.00%
REP - Middle Branch Twp Treasurer	(1)	1/1	100.00%
Patricia Michell		101	100.00%
	Total ...	101	100.00%
REP - Middle Branch Twp Trustee	(1)	1/1	100.00%
Ronald Austin		72	35.47%
Sarah D. Blackledge		83	40.89%
Karon Krause		48	23.65%
	Total ...	203	100.00%
REP - Orient Twp Supervisor	(1)	1/1	100.00%
Brian S. Youngs		80	100.00%
	Total ...	80	100.00%
REP - Orient Twp Clerk	(1)	1/1	100.00%
Matthew A. Tiedt		78	100.00%
	Total ...	78	100.00%
REP - Orient Twp Treasurer	(1)	1/1	100.00%
Sue Morgan		76	100.00%
	Total ...	76	100.00%
REP - Orient Twp Trustee	(1)	1/1	100.00%
Lynn Bay		69	53.49%
Gary Earnest		60	46.51%
	Total ...	129	100.00%
REP - Orient Twp Precinct Delegate Rep	(1)	1/1	100.00%
Emily E. Burdick		34	21.52%
Alan J. Tiedt		66	41.77%
Patricia A. Tiedt		58	36.71%
	Total ...	158	100.00%
REP - Osceola Twp Supervisor	(1)	1/1	100.00%
Paul W. Brown		61	31.61%
Tim Ladd		132	68.39%
	Total ...	193	100.00%
REP - Osceola Twp Clerk	(1)	1/1	100.00%
Sherri Bancroft		74	39.36%

Osceola_Aug2016_E
August 2, 2016
Summary Report
Osceola County
Osceola County Election Report

REP - Osceola Twp Clerk (continued...)	(1)	1/1	100.00%
Jennifer Rounds		114	60.64%
	Total ...	188	100.00%
REP - Osceola Twp Treasurer	(1)	1/1	100.00%
Martin E. Nieman		166	100.00%
	Total ...	166	100.00%
REP - Osceola Twp Trustee	(1)	1/1	100.00%
Connie Holmes		125	34.53%
Ronald L. Machleit		69	19.06%
Wilmer Rice		43	11.88%
Darlene Joy Schroeder		125	34.53%
	Total ...	362	100.00%
REP - Osceola Twp Precinct Delegate Rep	(1)	1/1	100.00%
Carolyn L. Curtin		165	100.00%
	Total ...	165	100.00%
REP - Richmond Twp Supervisor	(1)	1/1	100.00%
Maynard Bluhm		223	100.00%
	Total ...	223	100.00%
REP - Richmond Twp Clerk	(1)	1/1	100.00%
Linda K. Stieg		230	100.00%
	Total ...	230	100.00%
REP - Richmond Twp Treasurer	(1)	1/1	100.00%
Edith Betzing		225	100.00%
	Total ...	225	100.00%
REP - Richmond Twp Trustee	(1)	1/1	100.00%
Norm Blood		186	49.21%
Edward Galloup		192	50.79%
	Total ...	378	100.00%
REP - Richmond Twp Precinct Delegate Rep	(1)	1/1	100.00%
Thomas Burnosky		77	18.69%
Sheri Ann Thompson		164	39.81%
Tyler Thompson		171	41.50%
	Total ...	412	100.00%
REP - Rose Lake Twp Supervisor	(1)	1/1	100.00%
Roy Kissinger		193	100.00%
	Total ...	193	100.00%
REP - Rose Lake Twp Clerk	(1)	1/1	100.00%
Kevin Draper		218	100.00%
	Total ...	218	100.00%
REP - Rose Lake Twp Treasurer	(1)	1/1	100.00%
Patricia Gregory		207	100.00%
	Total ...	207	100.00%

Osceola_Aug2016_E
August 2, 2016
Summary Report
Osceola County
Osceola County Election Report

REP - Rose Lake Twp Trustee	(1)	1/1	100.00%
Holly J. Gingrich		99	24.81%
Gary Wall		145	36.34%
Jack Wilson		155	38.85%
Total ...		399	100.00%
REP - Rose Lake Twp Precinct Delegate Rep	(1)	1/1	100.00%
Janice Marie Johnson		145	44.62%
Rick V. Johnson		180	55.38%
Total ...		325	100.00%
REP - Sherman Twp Supervisor	(1)	1/1	100.00%
Reeves Box		99	33.67%
David Eggle		195	66.33%
Total ...		294	100.00%
REP - Sherman Twp Clerk	(1)	1/1	100.00%
Bethany Calkins Bolduc		254	100.00%
Total ...		254	100.00%
REP - Sherman Twp Treasurer	(1)	1/1	100.00%
Sharon L. Black		203	68.81%
Kimberly Leonard		92	31.19%
Total ...		295	100.00%
REP - Sherman Twp Trustee	(1)	1/1	100.00%
Donald F. Akers		195	40.71%
Wilbur Gasper		117	24.43%
Peter Nemish		167	34.86%
Total ...		479	100.00%
REP - Sylvan Twp Supervisor	(1)	1/1	100.00%
Angela Moore		99	100.00%
Total ...		99	100.00%
REP - Sylvan Twp Clerk	(1)	1/1	100.00%
Trisha Dodd		35	29.91%
Terry Pritchard		82	70.09%
Total ...		117	100.00%
REP - Sylvan Twp Treasurer	(1)	1/1	100.00%
Beverly A. Mills		102	100.00%
Total ...		102	100.00%
REP - Sylvan Twp Trustee	(1)	1/1	100.00%
Jeffrey J. Reagan		89	49.72%
Sheila M. Robinson		90	50.28%
Total ...		179	100.00%
REP - City of Evart Precinct Delegate Rep	(1)	1/1	100.00%
Roger Elkins		94	47.00%
Kathryn Maddern		106	53.00%
Total ...		200	100.00%

Osceola_Aug2016_E
August 2, 2016
Summary Report
Osceola County
Osceola County Election Report

REP - City of Reed City Precinct Delegate Rep	(1)	1/1	100.00%
Carol Tillotson		153	100.00%
	Total ...	153	100.00%
DEM - Rep in State Leg 97th Dist	(10)	10/10	100.00%
Robert C. Corbett		61	36.75%
Robert Townsend		105	63.25%
	Total ...	166	100.00%
DEM - Rep in State Leg 102nd	(8)	8/8	100.00%
Douglas Gabert		183	100.00%
	Total ...	183	100.00%
DEM - Burdell Twp Precinct Delegate Dem	(1)	1/1	100.00%
Harvey Miller		13	100.00%
	Total ...	13	100.00%
DEM - Ewart Twp Clerk	(1)	1/1	100.00%
Denise L. Custer		22	100.00%
	Total ...	22	100.00%
DEM - Hartwick Twp Supervisor	(1)	1/1	100.00%
Larry J. Booher		4	100.00%
	Total ...	4	100.00%
DEM - Hersey Twp Clerk	(1)	1/1	100.00%
Laane Hocquard		29	100.00%
	Total ...	29	100.00%
DEM - Lincoln Twp Trustee	(1)	1/1	100.00%
Danielle Ball		29	50.00%
Adam Stein		29	50.00%
	Total ...	58	100.00%
DEM - Marlon Twp Trustee	(1)	1/1	100.00%
Shannon M. Carmody		17	100.00%
	Total ...	17	100.00%
County Patrol Millage	(18)	18/18	100.00%
YES		2,193	66.13%
NO		1,123	33.87%
	Total ...	3,316	100.00%
County Senior Citizens Millage	(18)	18/18	100.00%
YES		2,343	70.64%
NO		974	29.36%
	Total ...	3,317	100.00%
Cedar Twp Road Millage	(1)	1/1	100.00%
YES		54	69.23%
NO		24	30.77%
	Total ...	78	100.00%

Osceola_Aug2016_E
August 2, 2016
Summary Report
Osceola County
Osceola County Election Report

Sherman Twp Millage	(1)	1/1	100.00%
YES		189	66.55%
NO		95	33.45%
	Total ...	284	100.00%
Middle Branch Twp Road Millage	(1)	1/1	100.00%
YES		71	63.39%
NO		41	36.61%
	Total ...	112	100.00%
LeRoy Twp Road Millage	(1)	1/1	100.00%
YES		164	77.36%
NO		48	22.64%
	Total ...	212	100.00%
Highland Twp Road Millage	(1)	1/1	100.00%
YES		129	69.35%
NO		57	30.65%
	Total ...	186	100.00%
Pine River Schools Millage	(7)	7/7	100.00%
YES		712	67.55%
NO		342	32.45%
	Total ...	1,054	100.00%
McBain School Millage	(2)	2/2	100.00%
YES		71	74.74%
NO		24	25.26%
	Total ...	95	100.00%

Osceola_Aug2016_E
August 2, 2016
Precinct Report
Osceola County
Osceola County Election Report

RECEIVED/FILED
MONROE DEPT OF STATE
2016 AUG 11 AM 10:59
ELECTIONS/GREAT SEAL

Burdell Township Precinct 1

Registration & Turnout		100
Polling Place Turnout	279	279.00%
Manual Entry Turnout	0	0.00%
County Clerk Turnout	0	0.00%
SPR Modem Host Turnout	0	0.00%
Total...	279	279.00%
REP - Rep In Congress 4th District		(Final)
John Moolenaar	214	100.00%
Total...	214	100.00%
REP - Rep in State Leg 102nd		(Final)
Jason Briscoe	51	20.40%
Michele Hoytenga	30	12.00%
Ormand Hook	21	8.40%
Morris Langworthy Jr.	148	59.20%
Total...	250	100.00%
REP - County Prosecutor		(Final)
Tyler Thompson	217	100.00%
Total...	217	100.00%
REP - County Sheriff		(Final)
James A. Crawford	239	100.00%
Total...	239	100.00%
REP - County Clerk		(Final)
Karen J. Bluhm	236	100.00%
Total...	236	100.00%
REP - County Treasurer		(Final)
Lori Leudeman	234	100.00%
Total...	234	100.00%
REP - County Register of Deeds		(Final)
Nancy S. Crawford	235	100.00%
Total...	235	100.00%
REP - County Road Commissioner		(Final)
Doug Bontekoe	117	29.85%
Alan L. Gingrich	108	27.55%
Alan A. Johnson	167	42.60%
Total...	392	100.00%
REP - County Drain Commissioner		(Final)
Jerry W. Powell	214	100.00%
Total...	214	100.00%
REP - County Surveyor		(Final)
Bill Sikkema	217	100.00%
Total...	217	100.00%
REP - County Commissioner 2nd Dist		(Final)
Mark Gregory	223	100.00%
Total...	223	100.00%
REP - Burdell Twp Supervisor		(Final)
Charles Raab	224	100.00%
Total...	224	100.00%
REP - Burdell Twp Clerk		(Final)
Richard S. Dunlap	219	100.00%
Total...	219	100.00%

Osceola_Aug2016_E
August 2, 2016
Precinct Report
Osceola County
Osceola County Election Report

Burdell Township Precinct 1

REP - Burdell Twp Treasurer		(Final)	
Mary E. Holmes	233	100.00%	
Total...	233	100.00%	
REP - Burdell Twp Trustee		(Final)	
Virgil Asplund	200	48.31%	
Darwin B. Norman	214	51.69%	
Total...	414	100.00%	
REP - Burdell Twp Precinct Delegate Rep		(Final)	
Tonia Hartline	217	50.12%	
Walter Hartline	216	49.88%	
Total...	433	100.00%	
DEM - Rep in State Leg 102nd		(Final)	
Douglas Gabert	16	100.00%	
Total...	16	100.00%	
DEM - Burdell Twp Precinct Delegate Dem		(Final)	
Harvey Miller	13	100.00%	
Total...	13	100.00%	
County Patrol Millage		(Final)	
YES	189	71.59%	
NO	75	28.41%	
Total...	264	100.00%	
County Senior Citizens Millage		(Final)	
YES	201	75.85%	
NO	64	24.15%	
Total...	265	100.00%	
Pine River Schools Millage		(Final)	
YES	191	71.80%	
NO	75	28.20%	
Total...	266	100.00%	

Cedar Township Precinct 1

Registration & Turnout		100	
Polling Place Turnout	91	91.00%	
Manual Entry Turnout	0	0.00%	
County Clerk Turnout	0	0.00%	
SPR Modem Host Turnout	0	0.00%	
Total...	91	91.00%	
REP - Rep In Congress 4th District		(Final)	
John Moolenaar	60	100.00%	
Total...	60	100.00%	
REP - Rep in State Leg 102nd		(Final)	
Jason Briscoe	10	13.70%	
Michele Holtenga	18	24.66%	
Ormand Hook	15	20.55%	
Morris Langworthy Jr.	30	41.10%	
Total...	73	100.00%	
REP - County Prosecutor		(Final)	
Tyler Thompson	64	100.00%	
Total...	64	100.00%	

Osceola_Aug2016_E
August 2, 2016
Precinct Report
Osceola County
Osceola County Election Report

Cedar Township Precinct 1

REP - County Sheriff		(Final)	
James A. Crawford	67	100.00%	
Total...	67	100.00%	
REP - County Clerk		(Final)	
Karen J. Bluhm	68	100.00%	
Total...	68	100.00%	
REP - County Treasurer		(Final)	
Lori Leudeman	66	100.00%	
Total...	66	100.00%	
REP - County Register of Deeds		(Final)	
Nancy S. Crawford	62	100.00%	
Total...	62	100.00%	
REP - County Road Commissioner		(Final)	
Doug Bontekoe	31	26.50%	
Alan L. Gingrich	45	38.46%	
Alan A. Johnson	41	35.04%	
Total...	117	100.00%	
REP - County Drain Commissioner		(Final)	
Jerry W. Powell	58	100.00%	
Total...	58	100.00%	
REP - County Surveyor		(Final)	
Bill Sikkema	58	100.00%	
Total...	58	100.00%	
REP - County Commissioner 5th Dist		(Final)	
Roger Elkins	59	100.00%	
Total...	59	100.00%	
REP - Cedar Twp Supervisor		(Final)	
Loren Stieg	60	100.00%	
Total...	60	100.00%	
REP - Cedar Twp Clerk		(Final)	
Shirley Apsey	67	100.00%	
Total...	67	100.00%	
REP - Cedar Twp Treasurer		(Final)	
Jean Schember	65	100.00%	
Total...	65	100.00%	
REP - Cedar Twp Trustee		(Final)	
Mary Clark	39	30.23%	
Theodore A. Knecht	32	24.81%	
Christopher Lockhart	58	44.96%	
Total...	129	100.00%	
REP - Cedar Twp Precinct Delegate Rep		(Final)	
Dave Porteous	62	54.39%	
Loren Stieg	52	45.61%	
Total...	114	100.00%	
DEM - Rep in State Leg 102nd		(Final)	
Douglas Gabert	11	100.00%	
Total...	11	100.00%	
County Patrol Millage		(Final)	
YES	55	73.33%	

Osceola_Aug2016_E
August 2, 2016
Precinct Report
Osceola County
Osceola County Election Report

Cedar Township Precinct 1

<u>County Patrol Millage</u>		(Final)	
NO		20	26.67%
	Total...	75	100.00%
<u>County Senior Citizens Millage</u>		(Final)	
YES		53	71.62%
NO		21	28.38%
	Total...	74	100.00%
<u>Cedar Twp Road Millage</u>		(Final)	
YES		54	69.23%
NO		24	30.77%
	Total...	78	100.00%
<u>Pine River Schools Millage</u>		(Final)	
YES		29	70.73%
NO		12	29.27%
	Total...	41	100.00%

Evart Township Precinct 1

<u>Registration & Turnout</u>		100	
Polling Place Turnout		254	254.00%
Manual Entry Turnout		0	0.00%
County Clerk Turnout		0	0.00%
SPR Modem Host Turnout		0	0.00%
	Total...	254	254.00%
<u>REP - Rep In Congress 4th District</u>		(Final)	
John Moolenaar		178	100.00%
	Total...	178	100.00%
<u>REP - Rep in State Leg 97th Dist</u>		(Final)	
George Gilmore		34	18.78%
Brian Johnson		27	14.92%
Jacob Link		45	24.86%
Jason Wentworth		64	35.36%
Thomas L. Winarski		11	6.08%
	Total...	181	100.00%
<u>REP - County Prosecutor</u>		(Final)	
Tyler Thompson		181	100.00%
	Total...	181	100.00%
<u>REP - County Sheriff</u>		(Final)	
James A. Crawford		179	100.00%
	Total...	179	100.00%
<u>REP - County Clerk</u>		(Final)	
Karen J. Bluhm		181	100.00%
	Total...	181	100.00%
<u>REP - County Treasurer</u>		(Final)	
Lori Leudeman		180	100.00%
	Total...	180	100.00%
<u>REP - County Register of Deeds</u>		(Final)	
Nancy S. Crawford		179	100.00%
	Total...	179	100.00%
<u>REP - County Road Commissioner</u>		(Final)	
Doug Bontekoe		71	23.75%
Alan L. Gingrich		122	40.80%

Osceola_Aug2016_E
August 2, 2016
Precinct Report
Osceola County
Osceola County Election Report

Evart Township Precinct 1

REP - County Road Commissioner		(Final)	
Alan A. Johnson	106	35.45%	
Total...	299	100.00%	
REP - County Drain Commissioner		(Final)	
Jerry W. Powell	176	100.00%	
Total...	176	100.00%	
REP - County Surveyor		(Final)	
Bill Sikkema	177	100.00%	
Total...	177	100.00%	
REP - County Commissioner 6th Dist		(Final)	
Pamela Wayne	175	100.00%	
Total...	175	100.00%	
REP - Evart Twp Supervisor		(Final)	
Chad L. Booher	134	64.11%	
Vicki L. Cushman	75	35.89%	
Total...	209	100.00%	
REP - Evart Twp Treasurer		(Final)	
Martha Hartman	174	100.00%	
Total...	174	100.00%	
REP - Evart Twp Trustee		(Final)	
Dale L. Bailey	57	14.96%	
Stephen Campbell	112	29.40%	
Molly Cataldo	50	13.12%	
Brian C. Cushman	44	11.55%	
Sarah S. Parsons	118	30.97%	
Total...	381	100.00%	
REP - Evart Twp Precinct Delegate Rep		(Final)	
Patrick Tiedt	177	100.00%	
Total...	177	100.00%	
DEM - Rep in State Leg 97th Dist		(Final)	
Robert C. Corbett	17	70.83%	
Robert Townsend	7	29.17%	
Total...	24	100.00%	
DEM - Evart Twp Clerk		(Final)	
Denise L. Custer	22	100.00%	
Total...	22	100.00%	
County Patrol Millage		(Final)	
YES	131	60.09%	
NO	87	39.91%	
Total...	218	100.00%	
County Senior Citizens Millage		(Final)	
YES	169	76.47%	
NO	52	23.53%	
Total...	221	100.00%	

Hartwick Township Precinct 1

Registration & Turnout		100	
Polling Place Turnout	85	85.00%	
Manual Entry Turnout	0	0.00%	
County Clerk Turnout	0	0.00%	

Osceola_Aug2016_E
August 2, 2016
Precinct Report
Osceola County
Osceola County Election Report

Hartwick Township Precinct 1

Registration & Turnout		100	
SPR Modem Host Turnout		0	0.00%
	Total...	85	85.00%
REP - Rep In Congress 4th District		(Final)	
John Moolenaar		65	100.00%
	Total...	65	100.00%
REP - Rep in State Leg 102nd		(Final)	
Jason Briscoe		6	8.33%
Michele Hoytenga		17	23.61%
Ormand Hook		10	13.89%
Morris Langworthy Jr.		39	54.17%
	Total...	72	100.00%
REP - County Prosecutor		(Final)	
Tyler Thompson		66	100.00%
	Total...	66	100.00%
REP - County Sheriff		(Final)	
James A. Crawford		66	100.00%
	Total...	66	100.00%
REP - County Clerk		(Final)	
Karen J. Bluhm		66	100.00%
	Total...	66	100.00%
REP - County Treasurer		(Final)	
Lori Leudeman		65	100.00%
	Total...	65	100.00%
REP - County Register of Deeds		(Final)	
Nancy S. Crawford		66	100.00%
	Total...	66	100.00%
REP - County Road Commissioner		(Final)	
Doug Bontekoe		37	31.62%
Alan L. Gingrich		42	35.90%
Alan A. Johnson		38	32.48%
	Total...	117	100.00%
REP - County Drain Commissioner		(Final)	
Jerry W. Powell		61	100.00%
	Total...	61	100.00%
REP - County Surveyor		(Final)	
Bill Sikkema		63	100.00%
	Total...	63	100.00%
REP - County Commissioner 4th Dist		(Final)	
Alan Tiedt		64	100.00%
	Total...	64	100.00%
REP - Hartwick Twp Clerk		(Final)	
Shelley Muczynski		64	100.00%
	Total...	64	100.00%
REP - Hartwick Twp Treasurer		(Final)	
Carole A. Bennett		67	100.00%
	Total...	67	100.00%
REP - Hartwick Twp Trustee		(Final)	
Bill Davis		56	48.70%

Osceola_Aug2016_E
August 2, 2016
Precinct Report
Osceola County
Osceola County Election Report

Hartwick Township Precinct 1

REP - Hartwick Twp Trustee		(Final)	
Jeff Neuman	59	51.30%	
Total...	115	100.00%	
REP - Hartwick Twp Precinct Delegate Rep		(Final)	
Charles Lane Jr.	60	100.00%	
Total...	60	100.00%	
DEM - Rep in State Leg 102nd		(Final)	
Douglas Gabert	6	100.00%	
Total...	6	100.00%	
DEM - Hartwick Twp Supervisor		(Final)	
Larry J. Booher	4	100.00%	
Total...	4	100.00%	
County Patrol Millage		(Final)	
YES	41	52.56%	
NO	37	47.44%	
Total...	78	100.00%	
County Senior Citizens Millage		(Final)	
YES	55	70.51%	
NO	23	29.49%	
Total...	78	100.00%	
Pine River Schools Millage		(Final)	
YES	2	28.57%	
NO	5	71.43%	
Total...	7	100.00%	

Hersey Township Precinct 1

Registration & Turnout		100	
Polling Place Turnout	249	249.00%	
Manual Entry Turnout	0	0.00%	
County Clerk Turnout	0	0.00%	
SPR Modem Host Turnout	0	0.00%	
Total...	249	249.00%	
REP - Rep In Congress 4th District		(Final)	
John Moolenaar	164	100.00%	
Total...	164	100.00%	
REP - Rep in State Leg 97th Dist		(Final)	
George Gilmore	29	15.51%	
Brian Johnson	38	20.32%	
Jacob Link	31	16.58%	
Jason Wentworth	81	43.32%	
Thomas L. Winarski	8	4.28%	
Total...	187	100.00%	
REP - County Prosecutor		(Final)	
Tyler Thompson	167	100.00%	
Total...	167	100.00%	
REP - County Sheriff		(Final)	
James A. Crawford	175	100.00%	
Total...	175	100.00%	
REP - County Clerk		(Final)	
Karen J. Bluhm	178	100.00%	
Total...	178	100.00%	

Osceola_Aug2016_E
August 2, 2016
Precinct Report
Osceola County
Osceola County Election Report

Hersey Township Precinct 1

REP - County Treasurer		(Final)	
Lori Leudeman	166	100.00%	
Total...	166	100.00%	
REP - County Register of Deeds		(Final)	
Nancy S. Crawford	163	100.00%	
Total...	163	100.00%	
REP - County Road Commissioner		(Final)	
Doug Bontekoe	80	27.40%	
Alan L. Gingrich	111	38.01%	
Alan A. Johnson	101	34.59%	
Total...	292	100.00%	
REP - County Drain Commissioner		(Final)	
Jerry W. Powell	149	100.00%	
Total...	149	100.00%	
REP - County Surveyor		(Final)	
Bill Sikkema	158	100.00%	
Total...	158	100.00%	
REP - County Commissioner 6th Dist		(Final)	
Pamela Wayne	159	100.00%	
Total...	159	100.00%	
REP - Hersey Twp Supervisor		(Final)	
Thomas P. Fabus	152	100.00%	
Total...	152	100.00%	
REP - Hersey Twp Treasurer		(Final)	
Jeanette M. Hays	116	62.37%	
Jessica Wayne	70	37.63%	
Total...	186	100.00%	
REP - Hersey Twp Trustee		(Final)	
Diane K. Leichty	119	49.38%	
Russell Wayne	122	50.62%	
Total...	241	100.00%	
REP - Hersey Twp Precinct Delegate Rep		(Final)	
Karen J. Bluhm	165	100.00%	
Total...	165	100.00%	
DEM - Rep in State Leg 97th Dist		(Final)	
Robert C. Corbett	7	25.00%	
Robert Townsend	21	75.00%	
Total...	28	100.00%	
DEM - Hersey Twp Clerk		(Final)	
Laane Hocquard	29	100.00%	
Total...	29	100.00%	
County Patrol Millage		(Final)	
YES	114	54.81%	
NO	94	45.19%	
Total...	208	100.00%	
County Senior Citizens Millage		(Final)	
YES	125	59.24%	
NO	86	40.76%	
Total...	211	100.00%	

Osceola_Aug2016_E
August 2, 2016
Precinct Report
Osceola County
Osceola County Election Report

Highland Township Precinct 1

Registration & Turnout		100	
Polling Place Turnout	204	204.00%	
Manual Entry Turnout	0	0.00%	
County Clerk Turnout	0	0.00%	
SPR Modem Host Turnout	0	0.00%	
Total...	204	204.00%	
REP - Rep In Congress 4th District		(Final)	
John Moolenaar	172	100.00%	
Total...	172	100.00%	
REP - Rep in State Leg 97th Dist		(Final)	
George Gilmore	15	8.72%	
Brian Johnson	30	17.44%	
Jacob Link	37	21.51%	
Jason Wentworth	84	48.84%	
Thomas L. Winarski	6	3.49%	
Total...	172	100.00%	
REP - County Prosecutor		(Final)	
Tyler Thompson	163	100.00%	
Total...	163	100.00%	
REP - County Sheriff		(Final)	
James A. Crawford	173	100.00%	
Total...	173	100.00%	
REP - County Clerk		(Final)	
Karen J. Bluhm	169	100.00%	
Total...	169	100.00%	
REP - County Treasurer		(Final)	
Lori Leudeman	169	100.00%	
Total...	169	100.00%	
REP - County Register of Deeds		(Final)	
Nancy S. Crawford	168	100.00%	
Total...	168	100.00%	
REP - County Road Commissioner		(Final)	
Doug Bontekoe	98	34.15%	
Alan L. Gingrich	85	29.62%	
Alan A. Johnson	104	36.24%	
Total...	287	100.00%	
REP - County Drain Commissioner		(Final)	
Jerry W. Powell	165	100.00%	
Total...	165	100.00%	
REP - County Surveyor		(Final)	
Bill Sikkema	169	100.00%	
Total...	169	100.00%	
REP - County Commissioner 3rd Dist		(Final)	
Jack Nehmer	165	100.00%	
Total...	165	100.00%	
REP - Highland Twp Supervisor		(Final)	
Sidney J. King	43	23.76%	
Derek Wing	138	76.24%	
Total...	181	100.00%	

Osceola_Aug2016_E
August 2, 2016
Precinct Report
Osceola County
Osceola County Election Report

Highland Township Precinct 1

REP - Highland Twp Clerk		(Final)	
Kathryn E. Barnhart	167	100.00%	
Total...	167	100.00%	
REP - Highland Twp Treasurer		(Final)	
Jodi A. Peterson	167	100.00%	
Total...	167	100.00%	
REP - Highland Twp Trustee		(Final)	
L. D. Hesselink	119	37.42%	
Chris Peterson	73	22.96%	
Kenneth L. Van Polen	126	39.62%	
Total...	318	100.00%	
DEM - Rep in State Leg 97th Dist		(Final)	
Robert C. Corbett	3	33.33%	
Robert Townsend	6	66.67%	
Total...	9	100.00%	
County Patrol Millage		(Final)	
YES	133	73.08%	
NO	49	26.92%	
Total...	182	100.00%	
County Senior Citizens Millage		(Final)	
YES	128	71.11%	
NO	52	28.89%	
Total...	180	100.00%	
Highland Twp Road Millage		(Final)	
YES	129	69.35%	
NO	57	30.65%	
Total...	186	100.00%	
McBain School Millage		(Final)	
YES	69	74.19%	
NO	24	25.81%	
Total...	93	100.00%	

Leroy Township Precinct 1

Registration & Turnout		100	
Polling Place Turnout	229	229.00%	
Manual Entry Turnout	0	0.00%	
County Clerk Turnout	0	0.00%	
SPR Modem Host Turnout	0	0.00%	
Total...	229	229.00%	
REP - Rep In Congress 4th District		(Final)	
John Moolenaar	154	100.00%	
Total...	154	100.00%	
REP - Rep in State Leg 102nd		(Final)	
Jason Briscoe	31	16.15%	
Michele Hoftenga	33	17.19%	
Ormand Hook	24	12.50%	
Morris Langworthy Jr.	104	54.17%	
Total...	192	100.00%	
REP - County Prosecutor		(Final)	
Tyler Thompson	172	100.00%	
Total...	172	100.00%	

Osceola_Aug2016_E
August 2, 2016
Precinct Report
Osceola County
Osceola County Election Report

Leroy Township Precinct 1

REP - County Sheriff		(Final)	
James A. Crawford	176	100.00%	
Total...	176	100.00%	
REP - County Clerk		(Final)	
Karen J. Bluhm	173	100.00%	
Total...	173	100.00%	
REP - County Treasurer		(Final)	
Lori Leudeman	180	100.00%	
Total...	180	100.00%	
REP - County Register of Deeds		(Final)	
Nancy S. Crawford	177	100.00%	
Total...	177	100.00%	
REP - County Road Commissioner		(Final)	
Doug Bontekoe	105	34.31%	
Alan L. Gingrich	55	17.97%	
Alan A. Johnson	146	47.71%	
Total...	306	100.00%	
REP - County Drain Commissioner		(Final)	
Jerry W. Powell	159	100.00%	
Total...	159	100.00%	
REP - County Surveyor		(Final)	
Bill Sikkema	156	100.00%	
Total...	156	100.00%	
REP - County Commissioner 1st Dist		(Final)	
Jill Halladay	165	100.00%	
Total...	165	100.00%	
REP - Leroy Twp Supervisor		(Final)	
Art Moyses	138	100.00%	
Total...	138	100.00%	
REP - Leroy Twp Clerk		(Final)	
Stacie Dvonch	169	100.00%	
Total...	169	100.00%	
REP - Leroy Twp Treasurer		(Final)	
Heather Marks	93	100.00%	
Total...	93	100.00%	
REP - Leroy Twp Trustee		(Final)	
Dale L. Peterson	162	54.55%	
Anja Wing	135	45.45%	
Total...	297	100.00%	
REP - Leroy Twp Precinct Delegate Rep		(Final)	
Lori Leudeman	178	100.00%	
Total...	178	100.00%	
DEM - Rep in State Leg 102nd		(Final)	
Douglas Gabert	21	100.00%	
Total...	21	100.00%	
County Patrol Millage		(Final)	
YES	150	76.92%	
NO	45	23.08%	
Total...	195	100.00%	

Osceola_Aug2016_E
August 2, 2016
Precinct Report
Osceola County
Osceola County Election Report

Leroy Township Precinct 1

County Senior Citizens Millage		(Final)	
YES	159	81.96%	
NO	35	18.04%	
Total...	194	100.00%	
LeRoy Twp Road Millage		(Final)	
YES	164	77.36%	
NO	48	22.64%	
Total...	212	100.00%	
Pine River Schools Millage		(Final)	
YES	158	74.18%	
NO	55	25.82%	
Total...	213	100.00%	

Lincoln Township Precinct 1

Registration & Turnout		100	
Polling Place Turnout	257	257.00%	
Manual Entry Turnout	0	0.00%	
County Clerk Turnout	0	0.00%	
SPR Modem Host Turnout	0	0.00%	
Total...	257	257.00%	
REP - Rep In Congress 4th District		(Final)	
John Moolenaar	164	100.00%	
Total...	164	100.00%	
REP - Rep in State Leg 102nd		(Final)	
Jason Briscoe	26	13.54%	
Michele Hoytenga	34	17.71%	
Ormand Hook	53	27.60%	
Morris Langworthy Jr.	79	41.15%	
Total...	192	100.00%	
REP - County Prosecutor		(Final)	
Tyler Thompson	174	100.00%	
Total...	174	100.00%	
REP - County Sheriff		(Final)	
James A. Crawford	184	100.00%	
Total...	184	100.00%	
REP - County Clerk		(Final)	
Karen J. Bluhm	184	100.00%	
Total...	184	100.00%	
REP - County Treasurer		(Final)	
Lori Leudeman	180	100.00%	
Total...	180	100.00%	
REP - County Register of Deeds		(Final)	
Nancy S. Crawford	178	100.00%	
Total...	178	100.00%	
REP - County Road Commissioner		(Final)	
Doug Bontekoe	70	23.41%	
Alan L. Gingrich	100	33.44%	
Alan A. Johnson	129	43.14%	
Total...	299	100.00%	

Osceola_Aug2016_E
August 2, 2016
Precinct Report
Osceola County
Osceola County Election Report

Lincoln Township Precinct 1

REP - County Drain Commissioner		(Final)	
Jerry W. Powell		165	100.00%
	Total...	165	100.00%
REP - County Surveyor		(Final)	
Bill Sikkema		162	100.00%
	Total...	162	100.00%
REP - County Commissioner 1st Dist		(Final)	
Jill Halladay		162	100.00%
	Total...	162	100.00%
REP - Lincoln Twp Supervisor		(Final)	
Mark Brock		91	51.41%
Michael D. Green		86	48.59%
	Total...	177	100.00%
REP - Lincoln Twp Clerk		(Final)	
Sherry Blackrick		169	100.00%
	Total...	169	100.00%
REP - Lincoln Twp Treasurer		(Final)	
Martha Modene		161	100.00%
	Total...	161	100.00%
REP - Lincoln Twp Trustee		(Final)	
David Armond Ball		78	24.76%
Hector J. Couture		121	38.41%
Nicholas C. Pepper II		116	36.83%
	Total...	315	100.00%
REP - Lincoln Twp Precinct Delegate Rep		(Final)	
Joe Fedor		78	28.16%
Christopher Davenport		101	36.46%
Theresa Davenport		98	35.38%
	Total...	277	100.00%
DEM - Rep in State Leg 102nd		(Final)	
Douglas Gabert		37	100.00%
	Total...	37	100.00%
DEM - Lincoln Twp Trustee		(Final)	
Danielle Ball		29	50.00%
Adam Stein		29	50.00%
	Total...	58	100.00%
County Patrol Millage		(Final)	
YES		137	60.89%
NO		88	39.11%
	Total...	225	100.00%
County Senior Citizens Millage		(Final)	
YES		142	63.11%
NO		83	36.89%
	Total...	225	100.00%
Pine River Schools Millage		(Final)	
YES		48	48.48%
NO		51	51.52%
	Total...	99	100.00%

Osceola_Aug2016_E
August 2, 2016
Precinct Report
Osceola County
Osceola County Election Report

Marion Township Precinct 1

Registration & Turnout		100
Polling Place Turnout	196	196.00%
Manual Entry Turnout	0	0.00%
County Clerk Turnout	0	0.00%
SPR Modem Host Turnout	0	0.00%
Total...	196	196.00%
REP - Rep In Congress 4th District		(Final)
John Moolenaar	141	100.00%
Total...	141	100.00%
REP - Rep in State Leg 97th Dist		(Final)
George Gilmore	18	11.32%
Brian Johnson	11	6.92%
Jacob Link	40	25.16%
Jason Wentworth	80	50.31%
Thomas L. Winarski	10	6.29%
Total...	159	100.00%
REP - County Prosecutor		(Final)
Tyler Thompson	146	100.00%
Total...	146	100.00%
REP - County Sheriff		(Final)
James A. Crawford	158	100.00%
Total...	158	100.00%
REP - County Clerk		(Final)
Karen J. Bluhm	154	100.00%
Total...	154	100.00%
REP - County Treasurer		(Final)
Lori Leudeman	156	100.00%
Total...	156	100.00%
REP - County Register of Deeds		(Final)
Nancy S. Crawford	155	100.00%
Total...	155	100.00%
REP - County Road Commissioner		(Final)
Doug Bontekoe	111	43.19%
Alan L. Gingrich	68	26.46%
Alan A. Johnson	78	30.35%
Total...	257	100.00%
REP - County Drain Commissioner		(Final)
Jerry W. Powell	143	100.00%
Total...	143	100.00%
REP - County Surveyor		(Final)
Bill Sikkema	152	100.00%
Total...	152	100.00%
REP - County Commissioner 3rd Dist		(Final)
Jack Nehmer	134	100.00%
Total...	134	100.00%
REP - Marion Twp Supervisor		(Final)
Martin Blackledge	131	100.00%
Total...	131	100.00%

Osceola_Aug2016_E
August 2, 2016
Precinct Report
Osceola County
Osceola County Election Report

Marion Township Precinct 1

REP - Marion Twp Clerk		(Final)	
Connie Zuiderveen	144	100.00%	
Total...	144	100.00%	
REP - Marion Twp Treasurer		(Final)	
Joyce K. Mayle	142	100.00%	
Total...	142	100.00%	
REP - Marion Twp Trustee		(Final)	
Don Gillmore	135	100.00%	
Total...	135	100.00%	
DEM - Rep in State Leg 97th Dist		(Final)	
Robert C. Corbett	6	35.29%	
Robert Townsend	11	64.71%	
Total...	17	100.00%	
DEM - Marion Twp Trustee		(Final)	
Shannon M. Carmody	17	100.00%	
Total...	17	100.00%	
County Patrol Millage		(Final)	
YES	111	66.07%	
NO	57	33.93%	
Total...	168	100.00%	
County Senior Citizens Millage		(Final)	
YES	119	71.26%	
NO	48	28.74%	
Total...	167	100.00%	
McBain School Millage		(Final)	
YES	2	100.00%	
NO	0	0.00%	
Total...	2	0.00%	

Middle Branch Twp Precinct 1

Registration & Turnout		100	
Polling Place Turnout	134	134.00%	
Manual Entry Turnout	0	0.00%	
County Clerk Turnout	0	0.00%	
SPR Modem Host Turnout	0	0.00%	
Total...	134	134.00%	
REP - Rep In Congress 4th District		(Final)	
John Moolenaar	95	100.00%	
Total...	95	100.00%	
REP - Rep in State Leg 97th Dist		(Final)	
George Gilmore	23	22.12%	
Brian Johnson	10	9.62%	
Jacob Link	22	21.15%	
Jason Wentworth	46	44.23%	
Thomas L. Winarski	3	2.88%	
Total...	104	100.00%	
REP - County Prosecutor		(Final)	
Tyler Thompson	94	100.00%	
Total...	94	100.00%	

Osceola_Aug2016_E
August 2, 2016
Precinct Report
Osceola County
Osceola County Election Report

Middle Branch Twp Precinct 1

REP - County Sheriff		(Final)	
James A. Crawford	92	100.00%	
Total...	92	100.00%	
REP - County Clerk		(Final)	
Karen J. Bluhm	96	100.00%	
Total...	96	100.00%	
REP - County Treasurer		(Final)	
Lori Leudeman	96	100.00%	
Total...	96	100.00%	
REP - County Register of Deeds		(Final)	
Nancy S. Crawford	93	100.00%	
Total...	93	100.00%	
REP - County Road Commissioner		(Final)	
Doug Bontekoe	70	37.04%	
Alan L. Glingrich	54	28.57%	
Alan A. Johnson	65	34.39%	
Total...	189	100.00%	
REP - County Drain Commissioner		(Final)	
Jerry W. Powell	95	100.00%	
Total...	95	100.00%	
REP - County Surveyor		(Final)	
Bill Sikkema	96	100.00%	
Total...	96	100.00%	
REP - County Commissioner 4th Dist		(Final)	
Alan Tiedt	97	100.00%	
Total...	97	100.00%	
REP - Middle Branch Twp Supervisor		(Final)	
Patrick Babcock	100	100.00%	
Total...	100	100.00%	
REP - Middle Branch Twp Clerk		(Final)	
Peggy A. Hoard	100	100.00%	
Total...	100	100.00%	
REP - Middle Branch Twp Treasurer		(Final)	
Patricia Michell	101	100.00%	
Total...	101	100.00%	
REP - Middle Branch Twp Trustee		(Final)	
Ronald Austin	72	35.47%	
Sarah D. Blackledge	83	40.89%	
Karon Krause	48	23.65%	
Total...	203	100.00%	
DEM - Rep in State Leg 97th Dist		(Final)	
Robert C. Corbett	5	41.67%	
Robert Townsend	7	58.33%	
Total...	12	100.00%	
County Patrol Millage		(Final)	
YES	64	55.17%	
NO	52	44.83%	
Total...	116	100.00%	
County Senior Citizens Millage		(Final)	
YES	73	63.48%	

Osceola_Aug2016_E
August 2, 2016
Precinct Report
Osceola County
Osceola County Election Report

Middle Branch Twp Precinct 1

<u>County Senior Citizens Millage</u>		(Final)	
NO	42	36.52%	
Total...	115	100.00%	

<u>Middle Branch Twp Road Millage</u>		(Final)	
YES	71	63.39%	
NO	41	36.61%	
Total...	112	100.00%	

Orient Township Precinct 1

<u>Registration & Turnout</u>		100	
Polling Place Turnout	107	107.00%	
Manual Entry Turnout	0	0.00%	
County Clerk Turnout	0	0.00%	
SPR Modem Host Turnout	0	0.00%	
Total...	107	107.00%	

<u>REP - Rep In Congress 4th District</u>		(Final)	
John Moolenaar	79	100.00%	
Total...	79	100.00%	

<u>REP - Rep in State Leg 97th Dist</u>		(Final)	
George Gilmore	17	20.24%	
Brian Johnson	6	7.14%	
Jacob Link	29	34.52%	
Jason Wentworth	26	30.95%	
Thomas L. Winarski	6	7.14%	
Total...	84	100.00%	

<u>REP - County Prosecutor</u>		(Final)	
Tyler Thompson	78	100.00%	
Total...	78	100.00%	

<u>REP - County Sheriff</u>		(Final)	
James A. Crawford	79	100.00%	
Total...	79	100.00%	

<u>REP - County Clerk</u>		(Final)	
Karen J. Bluhm	80	100.00%	
Total...	80	100.00%	

<u>REP - County Treasurer</u>		(Final)	
Lori Leudeman	75	100.00%	
Total...	75	100.00%	

<u>REP - County Register of Deeds</u>		(Final)	
Nancy S. Crawford	75	100.00%	
Total...	75	100.00%	

<u>REP - County Road Commissioner</u>		(Final)	
Doug Bontekoe	40	30.77%	
Alan L. Gingrich	47	36.15%	
Alan A. Johnson	43	33.08%	
Total...	130	100.00%	

<u>REP - County Drain Commissioner</u>		(Final)	
Jerry W. Powell	76	100.00%	
Total...	76	100.00%	

<u>REP - County Surveyor</u>		(Final)	
Bill Sikkema	73	100.00%	
Total...	73	100.00%	

Osceola_Aug2016_E
August 2, 2016
Precinct Report
Osceola County
Osceola County Election Report

Orient Township Precinct 1

REP - County Commissioner 4th Dist		(Final)	
Alan Tiedt	82	100.00%	
Total...	82	100.00%	
REP - Orient Twp Supervisor		(Final)	
Brian S. Youngs	80	100.00%	
Total...	80	100.00%	
REP - Orient Twp Clerk		(Final)	
Matthew A. Tiedt	78	100.00%	
Total...	78	100.00%	
REP - Orient Twp Treasurer		(Final)	
Sue Morgan	76	100.00%	
Total...	76	100.00%	
REP - Orient Twp Trustee		(Final)	
Lynn Bay	69	53.49%	
Gary Earnest	60	46.51%	
Total...	129	100.00%	
REP - Orient Twp Precinct Delegate Rep		(Final)	
Emily E. Burdick	34	21.52%	
Alan J. Tiedt	66	41.77%	
Patricia A. Tiedt	58	36.71%	
Total...	158	100.00%	
DEM - Rep in State Leg 97th Dist		(Final)	
Robert C. Corbett	2	16.67%	
Robert Townsend	10	83.33%	
Total...	12	100.00%	
County Patrol Millage		(Final)	
YES	61	61.00%	
NO	39	39.00%	
Total...	100	100.00%	
County Senior Citizens Millage		(Final)	
YES	65	64.36%	
NO	36	35.64%	
Total...	101	100.00%	

Osceola Township Precinct 1

Registration & Turnout		100	
Polling Place Turnout	210	210.00%	
Manual Entry Turnout	0	0.00%	
County Clerk Turnout	0	0.00%	
SPR Modem Host Turnout	0	0.00%	
Total...	210	210.00%	
REP - Rep In Congress 4th District		(Final)	
John Moolenaar	161	100.00%	
Total...	161	100.00%	
REP - Rep in State Leg 97th Dist		(Final)	
George Gilmore	23	13.14%	
Brian Johnson	21	12.00%	
Jacob Link	44	25.14%	
Jason Wentworth	72	41.14%	
Thomas L. Winarski	15	8.57%	
Total...	175	100.00%	

Osceola_Aug2016_E
August 2, 2016
Precinct Report
Osceola County
Osceola County Election Report

Osceola Township Precinct 1

REP - County Prosecutor		(Final)	
Tyler Thompson	158	100.00%	
Total...	158	100.00%	
REP - County Sheriff		(Final)	
James A. Crawford	160	100.00%	
Total...	160	100.00%	
REP - County Clerk		(Final)	
Karen J. Bluhm	165	100.00%	
Total...	165	100.00%	
REP - County Treasurer		(Final)	
Lori Leudeman	163	100.00%	
Total...	163	100.00%	
REP - County Register of Deeds		(Final)	
Nancy S. Crawford	161	100.00%	
Total...	161	100.00%	
REP - County Road Commissioner		(Final)	
Doug Bontekoe	73	25.17%	
Alan L. Gingrich	112	38.62%	
Alan A. Johnson	105	36.21%	
Total...	290	100.00%	
REP - County Drain Commissioner		(Final)	
Jerry W. Powell	157	100.00%	
Total...	157	100.00%	
REP - County Surveyor		(Final)	
Bill Sikkema	156	100.00%	
Total...	156	100.00%	
REP - County Commissioner 5th Dist		(Final)	
Roger Elkins	146	100.00%	
Total...	146	100.00%	
REP - Osceola Twp Supervisor		(Final)	
Paul W. Brown	61	31.61%	
Tim Ladd	132	68.39%	
Total...	193	100.00%	
REP - Osceola Twp Clerk		(Final)	
Sherri Bancroft	74	39.36%	
Jennifer Rounds	114	60.64%	
Total...	188	100.00%	
REP - Osceola Twp Treasurer		(Final)	
Martin E. Nieman	166	100.00%	
Total...	166	100.00%	
REP - Osceola Twp Trustee		(Final)	
Connie Holmes	125	34.53%	
Ronald L. Machleit	69	19.06%	
Wilmer Rice	43	11.88%	
Darlene Joy Schroeder	125	34.53%	
Total...	362	100.00%	
REP - Osceola Twp Precinct Delegate Rep		(Final)	
Carolyn L. Curtin	165	100.00%	
Total...	165	100.00%	

Osceola_Aug2016_E
August 2, 2016
Precinct Report
Osceola County
Osceola County Election Report

Osceola Township Precinct 1

<u>DEM - Rep in State Leg 97th Dist</u>		<u>(Final)</u>	
Robert C. Corbett	4	40.00%	
Robert Townsend	6	60.00%	
Total...	10	100.00%	

<u>County Patrol Millage</u>		<u>(Final)</u>	
YES	106	65.43%	
NO	56	34.57%	
Total...	162	100.00%	

<u>County Senior Citizens Millage</u>		<u>(Final)</u>	
YES	105	65.63%	
NO	55	34.38%	
Total...	160	100.00%	

Richmond Township Precinct 1

<u>Registration & Turnout</u>		<u>100</u>	
Polling Place Turnout	301	301.00%	
Manual Entry Turnout	0	0.00%	
County Clerk Turnout	0	0.00%	
SPR Modern Host Turnout	0	0.00%	
Total...	301	301.00%	

<u>REP - Rep In Congress 4th District</u>		<u>(Final)</u>	
John Moolenaar	221	100.00%	
Total...	221	100.00%	

<u>REP - Rep in State Leg 102nd</u>		<u>(Final)</u>	
Jason Briscoe	43	17.13%	
Michele Hoytenga	28	11.16%	
Ormand Hook	89	35.46%	
Morris Langworthy Jr.	91	36.25%	
Total...	251	100.00%	

<u>REP - County Prosecutor</u>		<u>(Final)</u>	
Tyler Thompson	231	100.00%	
Total...	231	100.00%	

<u>REP - County Sheriff</u>		<u>(Final)</u>	
James A. Crawford	236	100.00%	
Total...	236	100.00%	

<u>REP - County Clerk</u>		<u>(Final)</u>	
Karen J. Bluhm	250	100.00%	
Total...	250	100.00%	

<u>REP - County Treasurer</u>		<u>(Final)</u>	
Lori Leudeman	239	100.00%	
Total...	239	100.00%	

<u>REP - County Register of Deeds</u>		<u>(Final)</u>	
Nancy S. Crawford	230	100.00%	
Total...	230	100.00%	

<u>REP - County Road Commissioner</u>		<u>(Final)</u>	
Doug Bontekoe	96	25.20%	
Alan L. Gingrich	152	39.90%	
Alan A. Johnson	133	34.91%	
Total...	381	100.00%	

Osceola_Aug2016_E
August 2, 2016
Precinct Report
Osceola County
Osceola County Election Report

Richmond Township Precinct 1

REP - County Drain Commissioner		(Final)	
Jerry W. Powell	219	100.00%	
Total...	219	100.00%	
REP - County Surveyor		(Final)	
Bill Sikkema	218	100.00%	
Total...	218	100.00%	
REP - County Commissioner 1st Dist		(Final)	
Jill Halladay	99	100.00%	
Total...	99	100.00%	
REP - County Commissioner 7th Dist		(Final)	
Larry Emig	128	100.00%	
Total...	128	100.00%	
REP - Richmond Twp Supervisor		(Final)	
Maynard Bluhm	223	100.00%	
Total...	223	100.00%	
REP - Richmond Twp Clerk		(Final)	
Linda K. Stieg	230	100.00%	
Total...	230	100.00%	
REP - Richmond Twp Treasurer		(Final)	
Edith Betzing	225	100.00%	
Total...	225	100.00%	
REP - Richmond Twp Trustee		(Final)	
Norm Blood	186	49.21%	
Edward Galloup	192	50.79%	
Total...	378	100.00%	
REP - Richmond Twp Precinct Delegate Rep		(Final)	
Thomas Burnosky	77	18.69%	
Sheri Ann Thompson	164	39.81%	
Tyler Thompson	171	41.50%	
Total...	412	100.00%	
DEM - Rep in State Leg 102nd		(Final)	
Douglas Gabert	25	100.00%	
Total...	25	100.00%	
County Patrol Millage		(Final)	
YES	186	69.66%	
NO	81	30.34%	
Total...	267	100.00%	
County Senior Citizens Millage		(Final)	
YES	184	68.66%	
NO	84	31.34%	
Total...	268	100.00%	

Rose Lake Township Precinct 1

Registration & Turnout		100	
Polling Place Turnout	274	274.00%	
Manual Entry Turnout	0	0.00%	
County Clerk Turnout	0	0.00%	
SPR Modem Host Turnout	0	0.00%	
Total...	274	274.00%	

Osceola_Aug2016_E
August 2, 2016
Precinct Report
Osceola County
Osceola County Election Report

Rose Lake Township Precinct 1

REP - Rep In Congress 4th District		(Final)	
John Moolenaar	179	100.00%	
Total...	179	100.00%	
REP - Rep in State Leg 102nd		(Final)	
Jason Briscoe	25	10.96%	
Michele Hoytenga	35	15.35%	
Ormand Hook	23	10.09%	
Morris Langworthy Jr.	145	63.60%	
Total...	228	100.00%	
REP - County Prosecutor		(Final)	
Tyler Thompson	193	100.00%	
Total...	193	100.00%	
REP - County Sheriff		(Final)	
James A. Crawford	210	100.00%	
Total...	210	100.00%	
REP - County Clerk		(Final)	
Karen J. Bluhm	205	100.00%	
Total...	205	100.00%	
REP - County Treasurer		(Final)	
Lori Leudeman	203	100.00%	
Total...	203	100.00%	
REP - County Register of Deeds		(Final)	
Nancy S. Crawford	201	100.00%	
Total...	201	100.00%	
REP - County Road Commissioner		(Final)	
Doug Bontekoe	106	28.49%	
Alan L. Gingrich	100	26.88%	
Alan A. Johnson	166	44.62%	
Total...	372	100.00%	
REP - County Drain Commissioner		(Final)	
Jerry W. Powell	190	100.00%	
Total...	190	100.00%	
REP - County Surveyor		(Final)	
Bill Sikkema	190	100.00%	
Total...	190	100.00%	
REP - County Commissioner 2nd Dist		(Final)	
Mark Gregory	208	100.00%	
Total...	208	100.00%	
REP - Rose Lake Twp Supervisor		(Final)	
Roy Kissinger	193	100.00%	
Total...	193	100.00%	
REP - Rose Lake Twp Clerk		(Final)	
Kevin Draper	218	100.00%	
Total...	218	100.00%	
REP - Rose Lake Twp Treasurer		(Final)	
Patricia Gregory	207	100.00%	
Total...	207	100.00%	
REP - Rose Lake Twp Trustee		(Final)	
Holly J. Gingrich	99	24.81%	
Gary Wall	145	36.34%	

Osceola_Aug2016_E
August 2, 2016
Precinct Report
Osceola County
Osceola County Election Report

Rose Lake Township Precinct 1

REP - Rose Lake Twp Trustee		(Final)	
Jack Wilson	155	38.85%	
Total...	399	100.00%	
REP - Rose Lake Twp Precinct Delegate Rep		(Final)	
Janice Marie Johnson	145	44.62%	
Rick V. Johnson	180	55.38%	
Total...	325	100.00%	
DEM - Rep in State Leg 102nd		(Final)	
Douglas Gabert	15	100.00%	
Total...	15	100.00%	
County Patrol Millage		(Final)	
YES	153	66.23%	
NO	78	33.77%	
Total...	231	100.00%	
County Senior Citizens Millage		(Final)	
YES	161	69.40%	
NO	71	30.60%	
Total...	232	100.00%	
Pine River Schools Millage		(Final)	
YES	156	66.10%	
NO	80	33.90%	
Total...	236	100.00%	

Sherman Township Precinct 1

Registration & Turnout		100	
Polling Place Turnout	323	323.00%	
Manual Entry Turnout	0	0.00%	
County Clerk Turnout	0	0.00%	
SPR Modem Host Turnout	0	0.00%	
Total...	323	323.00%	
REP - Rep In Congress 4th District		(Final)	
John Moolenaar	243	100.00%	
Total...	243	100.00%	
REP - Rep in State Leg 97th Dist		(Final)	
George Gilmore	21	8.71%	
Brian Johnson	45	18.67%	
Jacob Link	55	22.82%	
Jason Wentworth	104	43.15%	
Thomas L. Winarski	16	6.64%	
Total...	241	100.00%	
REP - County Prosecutor		(Final)	
Tyler Thompson	249	100.00%	
Total...	249	100.00%	
REP - County Sheriff		(Final)	
James A. Crawford	263	100.00%	
Total...	263	100.00%	
REP - County Clerk		(Final)	
Karen J. Bluhm	264	100.00%	
Total...	264	100.00%	

Osceola_Aug2016_E
August 2, 2016
Precinct Report
Osceola County
Osceola County Election Report

Sherman Township Precinct 1

REP - County Treasurer		(Final)	
Lori Leudeman	261	100.00%	
Total...	261	100.00%	
REP - County Register of Deeds		(Final)	
Nancy S. Crawford	260	100.00%	
Total...	260	100.00%	
REP - County Road Commissioner		(Final)	
Doug Bontekoe	109	26.08%	
Alan L. Gingrich	136	32.54%	
Alan A. Johnson	173	41.39%	
Total...	418	100.00%	
REP - County Drain Commissioner		(Final)	
Jerry W. Powell	248	100.00%	
Total...	248	100.00%	
REP - County Surveyor		(Final)	
Bill Sikkema	249	100.00%	
Total...	249	100.00%	
REP - County Commissioner 2nd Dist		(Final)	
Mark Gregory	192	100.00%	
Total...	192	100.00%	
REP - County Commissioner 3rd Dist		(Final)	
Jack Nehmer	60	100.00%	
Total...	60	100.00%	
REP - Sherman Twp Supervisor		(Final)	
Reeves Box	99	33.67%	
David Eggle	195	66.33%	
Total...	294	100.00%	
REP - Sherman Twp Clerk		(Final)	
Bethany Calkins Bolduc	254	100.00%	
Total...	254	100.00%	
REP - Sherman Twp Treasurer		(Final)	
Sharon L. Black	203	68.81%	
Kimberly Leonard	92	31.19%	
Total...	295	100.00%	
REP - Sherman Twp Trustee		(Final)	
Donald F. Akers	195	40.71%	
Wilbur Gasper	117	24.43%	
Peter Nemish	167	34.86%	
Total...	479	100.00%	
DEM - Rep in State Leg 97th Dist		(Final)	
Robert C. Corbett	7	53.85%	
Robert Townsend	6	46.15%	
Total...	13	100.00%	
County Patrol Millage		(Final)	
YES	202	70.88%	
NO	83	29.12%	
Total...	285	100.00%	
County Senior Citizens Millage		(Final)	
YES	215	75.70%	

Osceola_Aug2016_E
August 2, 2016
Precinct Report
Osceola County
Osceola County Election Report

Sherman Township Precinct 1

County Senior Citizens Millage		(Final)	
NO		69	24.30%
	Total...	284	100.00%
Sherman Twp Millage		(Final)	
YES		189	66.55%
NO		95	33.45%
	Total...	284	100.00%
Pine River Schools Millage		(Final)	
YES		128	66.67%
NO		64	33.33%
	Total...	192	100.00%

Sylvan Township Precinct 1

Registration & Turnout		100	
Polling Place Turnout		153	153.00%
Manual Entry Turnout		0	0.00%
County Clerk Turnout		0	0.00%
SPR Modern Host Turnout		0	0.00%
	Total...	153	153.00%
REP - Rep In Congress 4th District		(Final)	
John Moolenaar		98	100.00%
	Total...	98	100.00%
REP - Rep in State Leg 97th Dist		(Final)	
George Gilmore		27	24.11%
Brian Johnson		14	12.50%
Jacob Link		41	36.61%
Jason Wentworth		24	21.43%
Thomas L. Winarski		6	5.36%
	Total...	112	100.00%
REP - County Prosecutor		(Final)	
Tyler Thompson		100	100.00%
	Total...	100	100.00%
REP - County Sheriff		(Final)	
James A. Crawford		102	100.00%
	Total...	102	100.00%
REP - County Clerk		(Final)	
Karen J. Bluhm		104	100.00%
	Total...	104	100.00%
REP - County Treasurer		(Final)	
Lori Leudeman		101	100.00%
	Total...	101	100.00%
REP - County Register of Deeds		(Final)	
Nancy S. Crawford		104	100.00%
	Total...	104	100.00%
REP - County Road Commissioner		(Final)	
Doug Bontekoe		65	36.31%
Alan L. Gingrich		56	31.28%
Alan A. Johnson		58	32.40%
	Total...	179	100.00%

Osceola_Aug2016_E
August 2, 2016
Precinct Report
Osceola County
Osceola County Election Report

Sylvan Township Precinct 1

REP - County Drain Commissioner		(Final)	
Jerry W. Powell	95	100.00%	
Total...	95	100.00%	
REP - County Surveyor		(Final)	
Bill Sikkema	96	100.00%	
Total...	96	100.00%	
REP - County Commissioner 4th Dist		(Final)	
Alan Tiedt	102	100.00%	
Total...	102	100.00%	
REP - Sylvan Twp Supervisor		(Final)	
Angela Moore	99	100.00%	
Total...	99	100.00%	
REP - Sylvan Twp Clerk		(Final)	
Trisha Dodd	35	29.91%	
Terry Pritchard	82	70.09%	
Total...	117	100.00%	
REP - Sylvan Twp Treasurer		(Final)	
Beverly A. Mills	102	100.00%	
Total...	102	100.00%	
REP - Sylvan Twp Trustee		(Final)	
Jeffrey J. Reagan	89	49.72%	
Sheila M. Robinson	90	50.28%	
Total...	179	100.00%	
DEM - Rep in State Leg 97th Dist		(Final)	
Robert C. Corbett	2	10.00%	
Robert Townsend	18	90.00%	
Total...	20	100.00%	
County Patrol Millage		(Final)	
YES	82	58.57%	
NO	58	41.43%	
Total...	140	100.00%	
County Senior Citizens Millage		(Final)	
YES	93	66.43%	
NO	47	33.57%	
Total...	140	100.00%	

City of Evart Precinct 1

Registration & Turnout		100	
Polling Place Turnout	172	172.00%	
Manual Entry Turnout	0	0.00%	
County Clerk Turnout	0	0.00%	
SPR Modern Host Turnout	0	0.00%	
Total...	172	172.00%	
REP - Rep In Congress 4th District		(Final)	
John Mooijenaar	131	100.00%	
Total...	131	100.00%	
REP - Rep in State Leg 97th Dist		(Final)	
George Gilmore	20	14.39%	
Brian Johnson	8	5.76%	
Jacob Link	53	38.13%	
Jason Wentworth	51	36.69%	

Osceola_Aug2016_E
August 2, 2016
Precinct Report
Osceola County
Osceola County Election Report

City of Evart Precinct 1

REP - Rep in State Leg 97th Dist		(Final)	
Thomas L. Winarski	7	5.04%	
Total...	139	100.00%	
REP - County Prosecutor		(Final)	
Tyler Thompson	128	100.00%	
Total...	128	100.00%	
REP - County Sheriff		(Final)	
James A. Crawford	133	100.00%	
Total...	133	100.00%	
REP - County Clerk		(Final)	
Karen J. Bluhm	134	100.00%	
Total...	134	100.00%	
REP - County Treasurer		(Final)	
Lori Leudeman	128	100.00%	
Total...	128	100.00%	
REP - County Register of Deeds		(Final)	
Nancy S. Crawford	128	100.00%	
Total...	128	100.00%	
REP - County Road Commissioner		(Final)	
Doug Bontekoe	54	25.00%	
Alan L. Gingrich	96	44.44%	
Alan A. Johnson	66	30.56%	
Total...	216	100.00%	
REP - County Drain Commissioner		(Final)	
Jerry W. Powell	126	100.00%	
Total...	126	100.00%	
REP - County Surveyor		(Final)	
Bill Sikkema	127	100.00%	
Total...	127	100.00%	
REP - County Commissioner 5th Dist		(Final)	
Roger Elkins	115	100.00%	
Total...	115	100.00%	
REP - City of Evart Precinct Delegate Rep		(Final)	
Roger Elkins	94	47.00%	
Kathryn Maddern	106	53.00%	
Total...	200	100.00%	
DEM - Rep in State Leg 97th Dist		(Final)	
Robert C. Corbett	8	38.10%	
Robert Townsend	13	61.90%	
Total...	21	100.00%	
County Patrol Millage		(Final)	
YES	95	62.50%	
NO	57	37.50%	
Total...	152	100.00%	
County Senior Citizens Millage		(Final)	
YES	112	73.68%	
NO	40	26.32%	
Total...	152	100.00%	

Osceola_Aug2016_E
August 2, 2016
Precinct Report
Osceola County
Osceola County Election Report

City of Reed City Precinct 1

Registration & Turnout		100	
Polling Place Turnout	283	283.00%	
Manual Entry Turnout	0	0.00%	
County Clerk Turnout	0	0.00%	
SPR Modem Host Turnout	0	0.00%	
Total...	283	283.00%	
REP - Rep In Congress 4th District		(Final)	
John Moolenaar	179	100.00%	
Total...	179	100.00%	
REP - Rep in State Leg 102nd		(Final)	
Jason Briscoe	24	11.82%	
Michele Hoftenga	27	13.30%	
Ormand Hook	84	41.38%	
Morris Langworthy Jr.	68	33.50%	
Total...	203	100.00%	
REP - County Prosecutor		(Final)	
Tyler Thompson	193	100.00%	
Total...	193	100.00%	
REP - County Sheriff		(Final)	
James A. Crawford	184	100.00%	
Total...	184	100.00%	
REP - County Clerk		(Final)	
Karen J. Bluhm	198	100.00%	
Total...	198	100.00%	
REP - County Treasurer		(Final)	
Lori Leudeman	196	100.00%	
Total...	196	100.00%	
REP - County Register of Deeds		(Final)	
Nancy S. Crawford	190	100.00%	
Total...	190	100.00%	
REP - County Road Commissioner		(Final)	
Doug Bontekoe	56	19.18%	
Alan L. Gingrich	119	40.75%	
Alan A. Johnson	117	40.07%	
Total...	292	100.00%	
REP - County Drain Commissioner		(Final)	
Jerry W. Powell	183	100.00%	
Total...	183	100.00%	
REP - County Surveyor		(Final)	
Bill Sikkema	181	100.00%	
Total...	181	100.00%	
REP - County Commissioner 7th Dist		(Final)	
Larry Emig	164	100.00%	
Total...	164	100.00%	
REP - City of Reed City Precinct Delegate Rep		(Final)	
Carol Tillotson	153	100.00%	
Total...	153	100.00%	
DEM - Rep in State Leg 102nd		(Final)	
Douglas Gabert	52	100.00%	
Total...	52	100.00%	

Osceola_Aug2016_E
August 2, 2016
Precinct Report
Osceola County
Osceola County Election Report

City of Reed City Precinct 1

<u>County Patrol Millage</u>		<u>(Final)</u>	
YES	183	73.20%	
NO	67	26.80%	
Total...	250	100.00%	
<u>County Senior Citizens Millage</u>		<u>(Final)</u>	
YES	184	73.60%	
NO	66	26.40%	
Total...	250	100.00%	

OFFICIAL OSCODA COUNTY VOTE TOTALS
AUGUST 2ND, 2016 PRIMARY ELECTION
SUMMARY FOR JURISDICTION WIDE, ALL COUNTERS,
ALL RACES

Date:08/04/16
Time:08:25:26
Page:1 of 96

	TURN OUT		
	Reg. Voters	Cards Cast	% Turnout
Jurisdiction Wide			
Big Creek Township, Precinct 1	961	336	34.96%
Big Creek Township, Precinct 2	1322	404	30.56%
Clinton Township, Precinct 1	403	157	38.96%
Comins Township, Precinct 1	1432	595	41.55%
Elmer Township, Precinct 1	670	237	35.37%
Greenwood Township, Precinct 1	950	329	34.63%
Mentor Township, Precinct 1	951	347	36.49%
Total	6689	2405	35.95%

RECEIVED/FILED
 IOWA DEPT OF STATE
 2016 AUG 11 AM 10:58
 ELECTIONS/GREAT SEAL

OFFICIAL OSCODA COUNTY VOTE TOTALS
AUGUST 2ND, 2016 PRIMARY ELECTION
SUMMARY FOR JURISDICTION WIDE, ALL COUNTERS,
ALL RACES

Date:08/04/16

Time:08:25:26

Page:2 of 96

	REP D1 Rep in Congress									
	Reg. Voters	Times Counted	Total Votes	Jason Allen (REP)		Jack Bergman (REP)		Tom Casperson (REP)		Write-In Votes
Jurisdiction Wide										
Big Creek Township, Precinct 1	961	336	257	61	23.74%	148	57.59%	47	18.29%	1 0.39%
Big Creek Township, Precinct 2	1322	404	318	75	23.58%	170	53.46%	71	22.33%	2 0.63%
Clinton Township, Precinct 1	403	157	120	29	24.17%	58	48.33%	33	27.50%	0 0.00%
Comins Township, Precinct 1	1432	595	472	129	27.33%	221	46.82%	118	25.00%	4 0.85%
Elmer Township, Precinct 1	670	237	174	42	24.14%	86	49.43%	46	26.44%	0 0.00%
Greenwood Township, Precinct 1	950	329	187	30	16.04%	91	48.66%	66	35.29%	0 0.00%
Mentor Township, Precinct 1	951	347	241	63	26.14%	123	51.04%	54	22.41%	1 0.41%
Total	6689	2405	1769	429	24.25%	897	50.71%	435	24.59%	8 0.45%

OFFICIAL OSCODA COUNTY VOTE TOTALS
AUGUST 2ND, 2016 PRIMARY ELECTION
SUMMARY FOR JURISDICTION WIDE, ALL COUNTERS,
ALL RACES

Date:08/04/16
Time:08:25:26
Page:3 of 96

	REP D105 Representative					
	Reg. Voters	Times Counted	Total Votes	Triston S. Cole (REP)	Write-In Votes	
Jurisdiction Wide						
Big Creek Township, Precinct 1	961	336	226	226 100.00%	0	0.00%
Big Creek Township, Precinct 2	1322	404	259	256 98.84%	3	1.16%
Clinton Township, Precinct 1	403	157	100	99 99.00%	1	1.00%
Comins Township, Precinct 1	1432	595	397	389 97.98%	8	2.02%
Elmer Township, Precinct 1	670	237	140	139 99.29%	1	0.71%
Greenwood Township, Precinct 1	950	329	181	179 98.90%	2	1.10%
Mentor Township, Precinct 1	951	347	208	207 99.52%	1	0.48%
Total	6689	2405	1511	1495 98.94%	16	1.06%

OFFICIAL OSCODA COUNTY VOTE TOTALS
AUGUST 2ND, 2016 PRIMARY ELECTION
SUMMARY FOR JURISDICTION WIDE, ALL COUNTERS,
ALL RACES

Date:08/04/16
Time:08:25:26
Page:4 of 96

	REP Prosecuting Attorney					
	Reg. Voters	Times Counted	Total Votes	Cassandra Morse-Bills (REP)	Write-In Votes	
Jurisdiction Wide						
Big Creek Township, Precinct 1	961	336	222	217 97.75%	5 2.25%	
Big Creek Township, Precinct 2	1322	404	287	284 98.95%	3 1.05%	
Clinton Township, Precinct 1	403	157	108	107 99.07%	1 0.93%	
Comins Township, Precinct 1	1432	595	438	434 99.09%	4 0.91%	
Elmer Township, Precinct 1	670	237	158	155 98.10%	3 1.90%	
Greenwood Township, Precinct 1	950	329	169	165 97.63%	4 2.37%	
Mentor Township, Precinct 1	951	347	247	247 100.00%	0 0.00%	
Total	6689	2405	1629	1609 98.77%	20 1.23%	

OFFICIAL OSCODA COUNTY VOTE TOTALS
AUGUST 2ND, 2016 PRIMARY ELECTION
SUMMARY FOR JURISDICTION WIDE, ALL COUNTERS,
ALL RACES

Date:08/04/16
Time:08:25:26
Page:5 of 96

	REP Sheriff							
	Reg. Voters	Times Counted	Total Votes	Kevin R. Grace (REP)		Michael Smith (REP)		Write-In Votes
Jurisdiction Wide								
Big Creek Township, Precinct 1	961	336	282	132	46.81%	149	52.84%	1 0.35%
Big Creek Township, Precinct 2	1322	404	368	162	44.02%	206	55.98%	0 0.00%
Clinton Township, Precinct 1	403	157	142	62	43.66%	80	56.34%	0 0.00%
Comins Township, Precinct 1	1432	595	518	276	53.28%	241	46.53%	1 0.19%
Elmer Township, Precinct 1	670	237	209	111	53.11%	98	46.89%	0 0.00%
Greenwood Township, Precinct 1	950	329	213	153	71.83%	60	28.17%	0 0.00%
Mentor Township, Precinct 1	951	347	295	161	54.58%	134	45.42%	0 0.00%
Total	6689	2405	2027	1057	52.15%	968	47.76%	2 0.10%

OFFICIAL OSCODA COUNTY VOTE TOTALS
AUGUST 2ND, 2016 PRIMARY ELECTION
SUMMARY FOR JURISDICTION WIDE, ALL COUNTERS,
ALL RACES

Date:08/04/16
Time:08:25:26
Page:6 of 96

	REP Clerk-Reg Deeds					
	Reg. Voters	Times Counted	Total Votes	Jeri Winton (REP)	Write-In Votes	
Jurisdiction Wide						
Big Creek Township, Precinct 1	961	336	222	221 99.55%	1	0.45%
Big Creek Township, Precinct 2	1322	404	297	296 99.66%	1	0.34%
Clinton Township, Precinct 1	403	157	116	115 99.14%	1	0.86%
Comins Township, Precinct 1	1432	595	446	441 98.88%	5	1.12%
Elmer Township, Precinct 1	670	237	169	169 100.00%	0	0.00%
Greenwood Township, Precinct 1	950	329	167	166 99.40%	1	0.60%
Mentor Township, Precinct 1	951	347	229	228 99.56%	1	0.44%
Total	6689	2405	1646	1636 99.39%	10	0.61%

OFFICIAL OSCODA COUNTY VOTE TOTALS
AUGUST 2ND, 2016 PRIMARY ELECTION
SUMMARY FOR JURISDICTION WIDE, ALL COUNTERS,
ALL RACES

Date:08/04/16
Time:08:25:26
Page:7 of 96

	REP Treasurer					
	Reg. Voters	Times Counted	Total Votes	William M. Kendall (REP)	Write-In Votes	
Jurisdiction Wide						
Big Creek Township, Precinct 1	961	336	218	218 100.00%	0	0.00%
Big Creek Township, Precinct 2	1322	404	293	292 99.66%	1	0.34%
Clinton Township, Precinct 1	403	157	105	104 99.05%	1	0.95%
Comins Township, Precinct 1	1432	595	418	413 98.80%	5	1.20%
Elmer Township, Precinct 1	670	237	163	162 99.39%	1	0.61%
Greenwood Township, Precinct 1	950	329	165	164 99.39%	1	0.61%
Mentor Township, Precinct 1	951	347	237	237 100.00%	0	0.00%
Total	6689	2405	1599	1590 99.44%	9	0.56%

OFFICIAL OSCODA COUNTY VOTE TOTALS
AUGUST 2ND, 2016 PRIMARY ELECTION
SUMMARY FOR JURISDICTION WIDE, ALL COUNTERS,
ALL RACES

Date:08/04/16
Time:08:25:26
Page:8 of 96

REP Road Commissioner											
	Reg. Voters	Times Counted	Total Votes	Norman C. Caldwell (REP)		Tom Lunning (REP)		Dennis Scook Morse (REP)		David Yoder (REP)	
Jurisdiction Wide											
Big Creek Township, Precinct 1	961	336	451	45	9.98%	63	13.97%	194	43.02%	149	33.04%
Big Creek Township, Precinct 2	1322	404	599	92	15.36%	85	14.19%	261	43.57%	161	26.88%
Clinton Township, Precinct 1	403	157	224	10	4.46%	74	33.04%	75	33.48%	65	29.02%
Comins Township, Precinct 1	1432	595	838	61	7.28%	207	24.70%	280	33.41%	290	34.61%
Elmer Township, Precinct 1	670	237	346	49	14.16%	71	20.52%	125	36.13%	101	29.19%
Greenwood Township, Precinct 1	950	329	303	60	19.80%	53	17.49%	76	25.08%	114	37.62%
Mentor Township, Precinct 1	951	347	452	41	9.07%	72	15.93%	200	44.25%	139	30.75%
Total	6689	2405	3213	358	11.14%	625	19.45%	1211	37.69%	1019	31.71%

OFFICIAL OSCODA COUNTY VOTE TOTALS
AUGUST 2ND, 2016 PRIMARY ELECTION
SUMMARY FOR JURISDICTION WIDE, ALL COUNTERS,
ALL RACES

Date:08/04/16
Time:08:25:26
Page:9 of 96

	REP Road Commissioner		REP Surveyor			
	Write-In Votes		Reg. Voters	Times Counted	Total Votes	Write-In Votes
Jurisdiction Wide						
Big Creek Township, Precinct 1	0	0.00%	961	336	16	16 100.00%
Big Creek Township, Precinct 2	0	0.00%	1322	404	8	8 100.00%
Clinton Township, Precinct 1	0	0.00%	403	157	6	6 100.00%
Comins Township, Precinct 1	0	0.00%	1432	595	11	11 100.00%
Elmer Township, Precinct 1	0	0.00%	670	237	5	5 100.00%
Greenwood Township, Precinct 1	0	0.00%	950	329	7	7 100.00%
Mentor Township, Precinct 1	0	0.00%	951	347	11	11 100.00%
Total	0	0.00%	6689	2405	64	64 100.00%

OFFICIAL OSCODA COUNTY VOTE TOTALS
AUGUST 2ND, 2016 PRIMARY ELECTION
SUMMARY FOR JURISDICTION WIDE, ALL COUNTERS,
ALL RACES

Date:08/04/16
Time:08:25:26
Page:10 of 96

	REP D1 Commissioner					
	Reg. Voters	Times Counted	Total Votes	Larry L. Wilson (REP)		Write-In Votes
Jurisdiction Wide						
Big Creek Township, Precinct 1	-	-	-	-	-	-
Big Creek Township, Precinct 2	-	-	-	-	-	-
Clinton Township, Precinct 1	403	157	92	90	97.83%	2 2.17%
Comins Township, Precinct 1	1279	70	45	45	100.00%	0 0.00%
Elmer Township, Precinct 1	670	237	146	143	97.95%	3 2.05%
Greenwood Township, Precinct 1	-	-	-	-	-	-
Mentor Township, Precinct 1	-	-	-	-	-	-
Total	2352	464	283	278	98.23%	5 1.77%

OFFICIAL OSCODA COUNTY VOTE TOTALS
AUGUST 2ND, 2016 PRIMARY ELECTION
SUMMARY FOR JURISDICTION WIDE, ALL COUNTERS,
ALL RACES

Date:08/04/16
Time:08:25:26
Page:11 of 96

	REP D2 Commissioner					
	Reg. Voters	Times Counted	Total Votes	John A. Kischnick (REP)	Write-In Votes	
Jurisdiction Wide						
Big Creek Township, Precinct 1	394	201	132	129 97.73%	3 2.27%	
Big Creek Township, Precinct 2	-	-	-	-	-	-
Clinton Township, Precinct 1	-	-	-	-	-	-
Comins Township, Precinct 1	-	-	-	-	-	-
Elmer Township, Precinct 1	-	-	-	-	-	-
Greenwood Township, Precinct 1	950	329	175	174 99.43%	1 0.57%	
Mentor Township, Precinct 1	-	-	-	-	-	-
Total	1344	530	307	303 98.70%	4 1.30%	

OFFICIAL OSCODA COUNTY VOTE TOTALS
AUGUST 2ND, 2016 PRIMARY ELECTION
SUMMARY FOR JURISDICTION WIDE, ALL COUNTERS,
ALL RACES

Date:08/04/16
Time:08:25:27
Page:12 of 96

	REP D3 Commissioner							
	Reg. Voters	Times Counted	Total Votes	Robert J. Boerner (REP)		Brandy L. Wright (REP)		Write-In Votes
Jurisdiction Wide								
Big Creek Township, Precinct 1	-	-	-	-	-	-	-	-
Big Creek Township, Precinct 2	1322	404	340	79	23.24%	261	76.76%	0 0.00%
Clinton Township, Precinct 1	-	-	-	-	-	-	-	-
Comins Township, Precinct 1	-	-	-	-	-	-	-	-
Elmer Township, Precinct 1	-	-	-	-	-	-	-	-
Greenwood Township, Precinct 1	-	-	-	-	-	-	-	-
Mentor Township, Precinct 1	-	-	-	-	-	-	-	-
Total	1322	404	340	79	23.24%	261	76.76%	0 0.00%

OFFICIAL OSCODA COUNTY VOTE TOTALS
AUGUST 2ND, 2016 PRIMARY ELECTION
SUMMARY FOR JURISDICTION WIDE, ALL COUNTERS,
ALL RACES

Date:08/04/16
Time:08:25:27
Page:13 of 96

	REP D4 Commissioner					
	Reg. Voters	Times Counted	Total Votes	Wayne Nutt (REP)	Write-In Votes	
Jurisdiction Wide						
Big Creek Township, Precinct 1	-	-	-	-	-	-
Big Creek Township, Precinct 2	-	-	-	-	-	-
Clinton Township, Precinct 1	-	-	-	-	-	-
Comins Township, Precinct 1	153	525	341	333 97.65%	8 2.35%	
Elmer Township, Precinct 1	-	-	-	-	-	-
Greenwood Township, Precinct 1	-	-	-	-	-	-
Mentor Township, Precinct 1	-	-	-	-	-	-
Total	153	525	341	333 97.65%	8 2.35%	

OFFICIAL OSCODA COUNTY VOTE TOTALS
AUGUST 2ND, 2016 PRIMARY ELECTION
SUMMARY FOR JURISDICTION WIDE, ALL COUNTERS,
ALL RACES

Date:08/04/16
Time:08:25:27
Page:14 of 96

	REP D5 Commissioner					
	Reg. Voters	Times Counted	Total Votes	LaNita Olsen (REP)	Write-In Votes	
Jurisdiction Wide						
Big Creek Township, Precinct 1	567	135	70	69 98.57%	1 1.43%	
Big Creek Township, Precinct 2	-	-	-	-	-	-
Clinton Township, Precinct 1	-	-	-	-	-	-
Comins Township, Precinct 1	-	-	-	-	-	-
Elmer Township, Precinct 1	-	-	-	-	-	-
Greenwood Township, Precinct 1	-	-	-	-	-	-
Mentor Township, Precinct 1	951	347	193	190 98.45%	3 1.55%	
Total	1518	482	263	259 98.48%	4 1.52%	

OFFICIAL OSCODA COUNTY VOTE TOTALS
AUGUST 2ND, 2016 PRIMARY ELECTION
SUMMARY FOR JURISDICTION WIDE, ALL COUNTERS,
ALL RACES

Date:08/04/16
Time:08:25:27
Page:15 of 96

	REP Big Creek Supervisor					
	Reg. Voters	Times Counted	Total Votes	J. Randy Booth (REP)	Write-In Votes	
Jurisdiction Wide						
Big Creek Township, Precinct 1	961	336	208	199 95.67%	9 4.33%	
Big Creek Township, Precinct 2	1322	404	257	246 95.72%	11 4.28%	
Clinton Township, Precinct 1	-	-	-	-	-	-
Comins Township, Precinct 1	-	-	-	-	-	-
Elmer Township, Precinct 1	-	-	-	-	-	-
Greenwood Township, Precinct 1	-	-	-	-	-	-
Mentor Township, Precinct 1	-	-	-	-	-	-
Total	2283	740	465	445 95.70%	20 4.30%	

OFFICIAL OSCODA COUNTY VOTE TOTALS
AUGUST 2ND, 2016 PRIMARY ELECTION
SUMMARY FOR JURISDICTION WIDE, ALL COUNTERS,
ALL RACES

Date:08/04/16
Time:08:25:27
Page:16 of 96

	REP Big Creek Clerk					
	Reg. Voters	Times Counted	Total Votes	Rhonda Mundt (REP)	Write-In Votes	
Jurisdiction Wide						
Big Creek Township, Precinct 1	961	336	211	209 99.05%	2 0.95%	
Big Creek Township, Precinct 2	1322	404	263	262 99.62%	1 0.38%	
Clinton Township, Precinct 1	-	-	-	-	-	-
Comins Township, Precinct 1	-	-	-	-	-	-
Elmer Township, Precinct 1	-	-	-	-	-	-
Greenwood Township, Precinct 1	-	-	-	-	-	-
Mentor Township, Precinct 1	-	-	-	-	-	-
Total	2283	740	474	471 99.37%	3 0.63%	

OFFICIAL OSCODA COUNTY VOTE TOTALS
AUGUST 2ND, 2016 PRIMARY ELECTION
SUMMARY FOR JURISDICTION WIDE, ALL COUNTERS,
ALL RACES

Date:08/04/16
Time:08:25:27
Page:17 of 96

	REP Big Creek Treasurer						
	Reg. Voters	Times Counted	Total Votes	Susan Avery (REP)		Write-In Votes	
Jurisdiction Wide							
Big Creek Township, Precinct 1	961	336	216	214	99.07%	2	0.93%
Big Creek Township, Precinct 2	1322	404	271	267	98.52%	4	1.48%
Clinton Township, Precinct 1	-	-	-	-	-	-	-
Comins Township, Precinct 1	-	-	-	-	-	-	-
Elmer Township, Precinct 1	-	-	-	-	-	-	-
Greenwood Township, Precinct 1	-	-	-	-	-	-	-
Mentor Township, Precinct 1	-	-	-	-	-	-	-
Total	2283	740	487	481	98.77%	6	1.23%

OFFICIAL OSCODA COUNTY VOTE TOTALS
AUGUST 2ND, 2016 PRIMARY ELECTION
SUMMARY FOR JURISDICTION WIDE, ALL COUNTERS,
ALL RACES

Date:08/04/16
Time:08:25:27
Page:18 of 96

	REP Big Creek Trustee									
	Reg. Voters	Times Counted	Total Votes	Tylor Booth (REP)		Kristi McGregor (REP)		Karen Mitchell (REP)		Write-In Votes
Jurisdiction Wide										
Big Creek Township, Precinct 1	961	336	395	94	23.80%	135	34.18%	165	41.77%	1 0.25%
Big Creek Township, Precinct 2	1322	404	527	113	21.44%	222	42.13%	190	36.05%	2 0.38%
Clinton Township, Precinct 1	-	-	-	-	-	-	-	-	-	-
Comins Township, Precinct 1	-	-	-	-	-	-	-	-	-	-
Elmer Township, Precinct 1	-	-	-	-	-	-	-	-	-	-
Greenwood Township, Precinct 1	-	-	-	-	-	-	-	-	-	-
Mentor Township, Precinct 1	-	-	-	-	-	-	-	-	-	-
Total	2283	740	922	207	22.45%	357	38.72%	355	38.50%	3 0.33%

OFFICIAL OSCODA COUNTY VOTE TOTALS
AUGUST 2ND, 2016 PRIMARY ELECTION
SUMMARY FOR JURISDICTION WIDE, ALL COUNTERS,
ALL RACES

Date:08/04/16
Time:08:25:27
Page:19 of 96

	REP Clinton Supervisor					
	Reg. Voters	Times Counted	Total Votes	Christopher B. Neff (REP)	Write-In Votes	
Jurisdiction Wide						
Big Creek Township, Precinct 1	-	-	-	-	-	-
Big Creek Township, Precinct 2	-	-	-	-	-	-
Clinton Township, Precinct 1	403	157	115	115 100.00%	0	0.00%
Comins Township, Precinct 1	-	-	-	-	-	-
Elmer Township, Precinct 1	-	-	-	-	-	-
Greenwood Township, Precinct 1	-	-	-	-	-	-
Mentor Township, Precinct 1	-	-	-	-	-	-
Total	403	157	115	115 100.00%	0	0.00%

OFFICIAL OSCODA COUNTY VOTE TOTALS
AUGUST 2ND, 2016 PRIMARY ELECTION
SUMMARY FOR JURISDICTION WIDE, ALL COUNTERS,
ALL RACES

Date:08/04/16
Time:08:25:27
Page:20 of 96

	REP Clinton Clerk					
	Reg. Voters	Times Counted	Total Votes	Sheri Sanderson (REP)		Write-In Votes
Jurisdiction Wide						
Big Creek Township, Precinct 1	-	-	-	-	-	-
Big Creek Township, Precinct 2	-	-	-	-	-	-
Clinton Township, Precinct 1	403	157	113	111	98.23%	2 1.77%
Comins Township, Precinct 1	-	-	-	-	-	-
Elmer Township, Precinct 1	-	-	-	-	-	-
Greenwood Township, Precinct 1	-	-	-	-	-	-
Mentor Township, Precinct 1	-	-	-	-	-	-
Total	403	157	113	111	98.23%	2 1.77%

OFFICIAL OSCODA COUNTY VOTE TOTALS
AUGUST 2ND, 2016 PRIMARY ELECTION
SUMMARY FOR JURISDICTION WIDE, ALL COUNTERS,
ALL RACES

Date:08/04/16
Time:08:25:27
Page:21 of 96

	REP Clinton Treasurer						
	Reg. Voters	Times Counted	Total Votes	Dawn E. Larrison (REP)		Write-In Votes	
Jurisdiction Wide							
Big Creek Township, Precinct 1	-	-	-	-	-	-	-
Big Creek Township, Precinct 2	-	-	-	-	-	-	-
Clinton Township, Precinct 1	403	157	120	119	99.17%	1	0.83%
Cornins Township, Precinct 1	-	-	-	-	-	-	-
Elmer Township, Precinct 1	-	-	-	-	-	-	-
Greenwood Township, Precinct 1	-	-	-	-	-	-	-
Mentor Township, Precinct 1	-	-	-	-	-	-	-
Total	403	157	120	119	99.17%	1	0.83%

OFFICIAL OSCODA COUNTY VOTE TOTALS
AUGUST 2ND, 2016 PRIMARY ELECTION
SUMMARY FOR JURISDICTION WIDE, ALL COUNTERS,
ALL RACES

Date:08/04/16
Time:08:25:27
Page:22 of 96

	REP Clinton Trustee					
	Reg. Voters	Times Counted	Total Votes	Violet Kalbfleisch (REP)		Write-In Votes
Jurisdiction Wide						
Big Creek Township, Precinct 1	-	-	-	-	-	-
Big Creek Township, Precinct 2	-	-	-	-	-	-
Clinton Township, Precinct 1	403	157	115	112	97.39%	3 2.61%
Comins Township, Precinct 1	-	-	-	-	-	-
Elmer Township, Precinct 1	-	-	-	-	-	-
Greenwood Township, Precinct 1	-	-	-	-	-	-
Mentor Township, Precinct 1	-	-	-	-	-	-
Total	403	157	115	112	97.39%	3 2.61%

OFFICIAL OSCODA COUNTY VOTE TOTALS
AUGUST 2ND, 2016 PRIMARY ELECTION
SUMMARY FOR JURISDICTION WIDE, ALL COUNTERS,
ALL RACES

Date:08/04/16
Time:08:25:27
Page:23 of 96

	REP Comins Supervisor									
	Reg. Voters	Times Counted	Total Votes	Warren E. Miller (REP)		Richard F. Monk (REP)		Write-In Votes		
Jurisdiction Wide										
Big Creek Township, Precinct 1	-	-	-	-	-	-	-	-	-	-
Big Creek Township, Precinct 2	-	-	-	-	-	-	-	-	-	-
Clinton Township, Precinct 1	-	-	-	-	-	-	-	-	-	-
Comins Township, Precinct 1	1432	595	489	293	59.92%	193	39.47%	3	0.61%	
Elmer Township, Precinct 1	-	-	-	-	-	-	-	-	-	-
Greenwood Township, Precinct 1	-	-	-	-	-	-	-	-	-	-
Mentor Township, Precinct 1	-	-	-	-	-	-	-	-	-	-
Total	1432	595	489	293	59.92%	193	39.47%	3	0.61%	

OFFICIAL OSCODA COUNTY VOTE TOTALS
AUGUST 2ND, 2016 PRIMARY ELECTION
SUMMARY FOR JURISDICTION WIDE, ALL COUNTERS,
ALL RACES

Date:08/04/16
Time:08:25:27
Page:24 of 96

	REP Comins Clerk					
	Reg. Voters	Times Counted	Total Votes	Kelly L. Wangbichler (REP)		Write-In Votes
Jurisdiction Wide						
Big Creek Township, Precinct 1	-	-	-	-	-	-
Big Creek Township, Precinct 2	-	-	-	-	-	-
Clinton Township, Precinct 1	-	-	-	-	-	-
Comins Township, Precinct 1	1432	595	431	426	98.84%	5 1.16%
Elmer Township, Precinct 1	-	-	-	-	-	-
Greenwood Township, Precinct 1	-	-	-	-	-	-
Mentor Township, Precinct 1	-	-	-	-	-	-
Total	1432	595	431	426	98.84%	5 1.16%

OFFICIAL OSCODA COUNTY VOTE TOTALS
AUGUST 2ND, 2016 PRIMARY ELECTION
SUMMARY FOR JURISDICTION WIDE, ALL COUNTERS,
ALL RACES

Date:08/04/16
Time:08:25:27
Page:25 of 96

	REP Comins Treasurer					
	Reg. Voters	Times Counted	Total Votes	Myra D. Yoder (REP)		Write-In Votes
Jurisdiction Wide						
Big Creek Township, Precinct 1	-	-	-	-	-	-
Big Creek Township, Precinct 2	-	-	-	-	-	-
Clinton Township, Precinct 1	-	-	-	-	-	-
Comins Township, Precinct 1	1432	595	425	420	98.82%	5 1.18%
Elmer Township, Precinct 1	-	-	-	-	-	-
Greenwood Township, Precinct 1	-	-	-	-	-	-
Mentor Township, Precinct 1	-	-	-	-	-	-
Total	1432	595	425	420	98.82%	5 1.18%

OFFICIAL OSCODA COUNTY VOTE TOTALS
AUGUST 2ND, 2016 PRIMARY ELECTION
SUMMARY FOR JURISDICTION WIDE, ALL COUNTERS,
ALL RACES

Date:08/04/16
Time:08:25:27
Page:26 of 96

	REP Comins Trustee									
	Reg. Voters	Times Counted	Total Votes	Arisa Handrich (REP)		Audry J. Lunning (REP)		Robert G. Stevens (REP)		Write-In Votes
Jurisdiction Wide										
Big Creek Township, Precinct 1	-	-	-	-	-	-	-	-	-	-
Big Creek Township, Precinct 2	-	-	-	-	-	-	-	-	-	-
Clinton Township, Precinct 1	-	-	-	-	-	-	-	-	-	-
Comins Township, Precinct 1	1432	595	716	265	37.01%	331	46.23%	117	16.34%	3 0.42%
Elmer Township, Precinct 1	-	-	-	-	-	-	-	-	-	-
Greenwood Township, Precinct 1	-	-	-	-	-	-	-	-	-	-
Mentor Township, Precinct 1	-	-	-	-	-	-	-	-	-	-
Total	1432	595	716	265	37.01%	331	46.23%	117	16.34%	3 0.42%

OFFICIAL OSCODA COUNTY VOTE TOTALS
AUGUST 2ND, 2016 PRIMARY ELECTION
SUMMARY FOR JURISDICTION WIDE, ALL COUNTERS,
ALL RACES

Date:08/04/16
Time:08:25:27
Page:27 of 96

	REP Elmer Supervisor					
	Reg. Voters	Times Counted	Total Votes	Martin P. Galbraith (REP)	Write-In Votes	
Jurisdiction Wide						
Big Creek Township, Precinct 1	-	-	-	-	-	-
Big Creek Township, Precinct 2	-	-	-	-	-	-
Clinton Township, Precinct 1	-	-	-	-	-	-
Comins Township, Precinct 1	-	-	-	-	-	-
Elmer Township, Precinct 1	670	237	157	156 99.36%	1	0.64%
Greenwood Township, Precinct 1	-	-	-	-	-	-
Mentor Township, Precinct 1	-	-	-	-	-	-
Total	670	237	157	156 99.36%	1	0.64%

OFFICIAL OSCODA COUNTY VOTE TOTALS
AUGUST 2ND, 2016 PRIMARY ELECTION
SUMMARY FOR JURISDICTION WIDE, ALL COUNTERS,
ALL RACES

Date:08/04/16
Time:08:25:27
Page:28 of 96

	REP Elmer Clerk					
	Reg. Voters	Times Counted	Total Votes	Jeanie Smith (REP)	Write-In Votes	
Jurisdiction Wide						
Big Creek Township, Precinct 1	-	-	-	-	-	-
Big Creek Township, Precinct 2	-	-	-	-	-	-
Clinton Township, Precinct 1	-	-	-	-	-	-
Comins Township, Precinct 1	-	-	-	-	-	-
Elmer Township, Precinct 1	670	237	152	151 99.34%	1	0.66%
Greenwood Township, Precinct 1	-	-	-	-	-	-
Mentor Township, Precinct 1	-	-	-	-	-	-
Total	670	237	152	151 99.34%	1	0.66%

OFFICIAL OSCODA COUNTY VOTE TOTALS
AUGUST 2ND, 2016 PRIMARY ELECTION
SUMMARY FOR JURISDICTION WIDE, ALL COUNTERS,
ALL RACES

Date:08/04/16
Time:08:25:27
Page:29 of 96

	REP Elmer Treasurer									
	Reg. Voters	Times Counted	Total Votes	Marci Elliott (REP)		Jenni Layman (REP)		Write-In Votes		
Jurisdiction Wide										
Big Creek Township, Precinct 1	-	-	-	-	-	-	-	-	-	-
Big Creek Township, Precinct 2	-	-	-	-	-	-	-	-	-	-
Clinton Township, Precinct 1	-	-	-	-	-	-	-	-	-	-
Comins Township, Precinct 1	-	-	-	-	-	-	-	-	-	-
Elmer Township, Precinct 1	670	237	160	34	21.25%	124	77.50%	2	1.25%	-
Greenwood Township, Precinct 1	-	-	-	-	-	-	-	-	-	-
Mentor Township, Precinct 1	-	-	-	-	-	-	-	-	-	-
Total	670	237	160	34	21.25%	124	77.50%	2	1.25%	-

OFFICIAL OSCODA COUNTY VOTE TOTALS
AUGUST 2ND, 2016 PRIMARY ELECTION
SUMMARY FOR JURISDICTION WIDE, ALL COUNTERS,
ALL RACES

Date:08/04/16
Time:08:25:27
Page:30 of 96

	REP Elmer Trustee							
	Reg. Voters	Times Counted	Total Votes	Richard M. Ellis (REP)		Sue Stenson (REP)		Write-In Votes
Jurisdiction Wide								
Big Creek Township, Precinct 1	-	-	-	-	-	-	-	-
Big Creek Township, Precinct 2	-	-	-	-	-	-	-	-
Clinton Township, Precinct 1	-	-	-	-	-	-	-	-
Comins Township, Precinct 1	-	-	-	-	-	-	-	-
Elmer Township, Precinct 1	670	237	240	106	44.17%	133	55.42%	1 0.42%
Greenwood Township, Precinct 1	-	-	-	-	-	-	-	-
Mentor Township, Precinct 1	-	-	-	-	-	-	-	-
Total	670	237	240	106	44.17%	133	55.42%	1 0.42%

OFFICIAL OSCODA COUNTY VOTE TOTALS
AUGUST 2ND, 2016 PRIMARY ELECTION
SUMMARY FOR JURISDICTION WIDE, ALL COUNTERS,
ALL RACES

Date:08/04/16
Time:08:25:27
Page:31 of 96

	REP Greenwood Supervisor					
	Reg. Voters	Times Counted	Total Votes	Fred Lindsey, Jr. (REP)	Write-In Votes	
Jurisdiction Wide						
Big Creek Township, Precinct 1	-	-	-	-	-	-
Big Creek Township, Precinct 2	-	-	-	-	-	-
Clinton Township, Precinct 1	-	-	-	-	-	-
Comins Township, Precinct 1	-	-	-	-	-	-
Elmer Township, Precinct 1	-	-	-	-	-	-
Greenwood Township, Precinct 1	950	329	166	165 99.40%	1	0.60%
Mentor Township, Precinct 1	-	-	-	-	-	-
Total	950	329	166	165 99.40%	1	0.60%

OFFICIAL OSCODA COUNTY VOTE TOTALS
AUGUST 2ND, 2016 PRIMARY ELECTION
SUMMARY FOR JURISDICTION WIDE, ALL COUNTERS,
ALL RACES

Date:08/04/16
Time:08:25:27
Page:32 of 96

	REP Greenwood Clerk					
	Reg. Voters	Times Counted	Total Votes	Suzy Sewell Scott (REP)		Write-In Votes
Jurisdiction Wide						
Big Creek Township, Precinct 1	-	-	-	-	-	-
Big Creek Township, Precinct 2	-	-	-	-	-	-
Clinton Township, Precinct 1	-	-	-	-	-	-
Comins Township, Precinct 1	-	-	-	-	-	-
Elmer Township, Precinct 1	-	-	-	-	-	-
Greenwood Township, Precinct 1	950	329	163	162	99.39%	1 0.61%
Mentor Township, Precinct 1	-	-	-	-	-	-
Total	950	329	163	162	99.39%	1 0.61%

OFFICIAL OSCODA COUNTY VOTE TOTALS
AUGUST 2ND, 2016 PRIMARY ELECTION
SUMMARY FOR JURISDICTION WIDE, ALL COUNTERS,
ALL RACES

Date:08/04/16
Time:08:25:27
Page:33 of 96

	REP Greenwood Treasurer					
	Reg. Voters	Times Counted	Total Votes	Carol Havrilla (REP)	Write-In Votes	
Jurisdiction Wide						
Big Creek Township, Precinct 1	-	-	-	-	-	-
Big Creek Township, Precinct 2	-	-	-	-	-	-
Clinton Township, Precinct 1	-	-	-	-	-	-
Comins Township, Precinct 1	-	-	-	-	-	-
Elmer Township, Precinct 1	-	-	-	-	-	-
Greenwood Township, Precinct 1	950	329	158	158 100.00%	0	0.00%
Mentor Township, Precinct 1	-	-	-	-	-	-
Total	950	329	158	158 100.00%	0	0.00%

OFFICIAL OSCODA COUNTY VOTE TOTALS
AUGUST 2ND, 2016 PRIMARY ELECTION
SUMMARY FOR JURISDICTION WIDE, ALL COUNTERS,
ALL RACES

Date:08/04/16
Time:08:25:27
Page:34 of 96

	REP Greenwood Trustee							
	Reg. Voters	Times Counted	Total Votes	Tom McCauley (REP)		John Miller (REP)		Write-In Votes
Jurisdiction Wide								
Big Creek Township, Precinct 1	-	-	-	-	-	-	-	-
Big Creek Township, Precinct 2	-	-	-	-	-	-	-	-
Clinton Township, Precinct 1	-	-	-	-	-	-	-	-
Comins Township, Precinct 1	-	-	-	-	-	-	-	-
Elmer Township, Precinct 1	-	-	-	-	-	-	-	-
Greenwood Township, Precinct 1	950	329	261	136	52.11%	125	47.89%	0 0.00%
Mentor Township, Precinct 1	-	-	-	-	-	-	-	-
Total	950	329	261	136	52.11%	125	47.89%	0 0.00%

OFFICIAL OSCODA COUNTY VOTE TOTALS
AUGUST 2ND, 2016 PRIMARY ELECTION
SUMMARY FOR JURISDICTION WIDE, ALL COUNTERS,
ALL RACES

Date:08/04/16
Time:08:25:27
Page:35 of 96

	REP Mentor Supervisor			
	Reg. Voters	Times Counted	Total Votes	Write-In Votes
Jurisdiction Wide				
Big Creek Township, Precinct 1	-	-	-	-
Big Creek Township, Precinct 2	-	-	-	-
Clinton Township, Precinct 1	-	-	-	-
Comins Township, Precinct 1	-	-	-	-
Elmer Township, Precinct 1	-	-	-	-
Greenwood Township, Precinct 1	-	-	-	-
Mentor Township, Precinct 1	951	347	16	16 100.00%
Total	951	347	16	16 100.00%

OFFICIAL OSCODA COUNTY VOTE TOTALS
AUGUST 2ND, 2016 PRIMARY ELECTION
SUMMARY FOR JURISDICTION WIDE, ALL COUNTERS,
ALL RACES

Date:08/04/16
Time:08:25:27
Page:36 of 96

	REP Mentor Clerk						
	Reg. Voters	Times Counted	Total Votes	Tom Galbraith (REP)	Write-In Votes		
Jurisdiction Wide							
Big Creek Township, Precinct 1	-	-	-	-	-	-	-
Big Creek Township, Precinct 2	-	-	-	-	-	-	-
Clinton Township, Precinct 1	-	-	-	-	-	-	-
Comins Township, Precinct 1	-	-	-	-	-	-	-
Elmer Township, Precinct 1	-	-	-	-	-	-	-
Greenwood Township, Precinct 1	-	-	-	-	-	-	-
Mentor Township, Precinct 1	951	347	225	224 99.56%	1	0.44%	
Total	951	347	225	224 99.56%	1	0.44%	

OFFICIAL OSCODA COUNTY VOTE TOTALS
AUGUST 2ND, 2016 PRIMARY ELECTION
SUMMARY FOR JURISDICTION WIDE, ALL COUNTERS,
ALL RACES

Date:08/04/16
Time:08:25:27
Page:37 of 96

	REP Mentor Treasurer			
	Reg. Voters	Times Counted	Total Votes	Write-In Votes
Jurisdiction Wide				
Big Creek Township, Precinct 1	-	-	-	-
Big Creek Township, Precinct 2	-	-	-	-
Clinton Township, Precinct 1	-	-	-	-
Comins Township, Precinct 1	-	-	-	-
Elmer Township, Precinct 1	-	-	-	-
Greenwood Township, Precinct 1	-	-	-	-
Mentor Township, Precinct 1	951	347	12	12 100.00%
Total	951	347	12	12 100.00%

OFFICIAL OSCODA COUNTY VOTE TOTALS
AUGUST 2ND, 2016 PRIMARY ELECTION
SUMMARY FOR JURISDICTION WIDE, ALL COUNTERS,
ALL RACES

Date:08/04/16
Time:08:25:27
Page:38 of 96

	REP Mentor Trustee									
	Reg. Voters	Times Counted	Total Votes	Paul F. Matte (REP)		Delores A. Yoder (REP)		Write-In Votes		
Jurisdiction Wide	-	-	-	-	-	-	-	-	-	-
Big Creek Township, Precinct 1	-	-	-	-	-	-	-	-	-	-
Big Creek Township, Precinct 2	-	-	-	-	-	-	-	-	-	-
Clinton Township, Precinct 1	-	-	-	-	-	-	-	-	-	-
Comins Township, Precinct 1	-	-	-	-	-	-	-	-	-	-
Elmer Township, Precinct 1	-	-	-	-	-	-	-	-	-	-
Greenwood Township, Precinct 1	-	-	-	-	-	-	-	-	-	-
Mentor Township, Precinct 1	951	347	288	137	47.57%	149	51.74%	2	0.69%	
Total	951	347	288	137	47.57%	149	51.74%	2	0.69%	

OFFICIAL OSCODA COUNTY VOTE TOTALS
AUGUST 2ND, 2016 PRIMARY ELECTION
SUMMARY FOR JURISDICTION WIDE, ALL COUNTERS,
ALL RACES

Date:08/04/16
Time:08:25:27
Page:39 of 96

	REP Big Creek 1 Delegate							
	Reg. Voters	Times Counted	Total Votes	Al Bickford (REP)		Kathi Mitchell (REP)		Write-In Votes
Jurisdiction Wide								
Big Creek Township, Precinct 1	961	336	317	115	36.28%	197	62.15%	5 1.58%
Big Creek Township, Precinct 2	-	-	-	-	-	-	-	-
Clinton Township, Precinct 1	-	-	-	-	-	-	-	-
Comins Township, Precinct 1	-	-	-	-	-	-	-	-
Elmer Township, Precinct 1	-	-	-	-	-	-	-	-
Greenwood Township, Precinct 1	-	-	-	-	-	-	-	-
Mentor Township, Precinct 1	-	-	-	-	-	-	-	-
Total	961	336	317	115	36.28%	197	62.15%	5 1.58%

OFFICIAL OSCODA COUNTY VOTE TOTALS
AUGUST 2ND, 2016 PRIMARY ELECTION
SUMMARY FOR JURISDICTION WIDE, ALL COUNTERS,
ALL RACES

Date:08/04/16
Time:08:25:27
Page:40 of 96

	REP Big Creek 2 Delegate											
	Reg. Voters	Times Counted	Total Votes	Frank J. Orteca (REP)		Michael Shields (REP)		Alice Stone (REP)		Joe Stone (REP)		
Jurisdiction Wide												
Big Creek Township, Precinct 1	-	-	-	-	-	-	-	-	-	-	-	
Big Creek Township, Precinct 2	1322	404	517	73	14.12%	75	14.51%	168	32.50%	199	38.49%	
Clinton Township, Precinct 1	-	-	-	-	-	-	-	-	-	-	-	
Comins Township, Precinct 1	-	-	-	-	-	-	-	-	-	-	-	
Elmer Township, Precinct 1	-	-	-	-	-	-	-	-	-	-	-	
Greenwood Township, Precinct 1	-	-	-	-	-	-	-	-	-	-	-	
Mentor Township, Precinct 1	-	-	-	-	-	-	-	-	-	-	-	
Total	1322	404	517	73	14.12%	75	14.51%	168	32.50%	199	38.49%	

OFFICIAL OSCODA COUNTY VOTE TOTALS
AUGUST 2ND, 2016 PRIMARY ELECTION
SUMMARY FOR JURISDICTION WIDE, ALL COUNTERS,
ALL RACES

Date:08/04/16
Time:08:25:27
Page:41 of 96

	REP Big Creek 2 Delegate		REP Clinton 1 Delegate			
	Write-In Votes		Reg. Voters	Times Counted	Total Votes	Write-In Votes
Jurisdiction Wide	-	-	-	-	-	-
Big Creek Township, Precinct 1	-	-	-	-	-	-
Big Creek Township, Precinct 2	2	0.39%	-	-	-	-
Clinton Township, Precinct 1	-	-	403	157	6	6 100.00%
Cornins Township, Precinct 1	-	-	-	-	-	-
Elmer Township, Precinct 1	-	-	-	-	-	-
Greenwood Township, Precinct 1	-	-	-	-	-	-
Mentor Township, Precinct 1	-	-	-	-	-	-
Total	2	0.39%	403	157	6	6 100.00%

OFFICIAL OSCODA COUNTY VOTE TOTALS
AUGUST 2ND, 2016 PRIMARY ELECTION
SUMMARY FOR JURISDICTION WIDE, ALL COUNTERS,
ALL RACES

Date:08/04/16
Time:08:25:27
Page:42 of 96

	REP Comins 1 Delegate				REP Elmer 1 Delegate			
	Reg. Voters	Times Counted	Total Votes	Write-In Votes	Reg. Voters	Times Counted	Total Votes	Write-In Votes
Jurisdiction Wide	-	-	-	-	-	-	-	-
Big Creek Township, Precinct 1	-	-	-	-	-	-	-	-
Big Creek Township, Precinct 2	-	-	-	-	-	-	-	-
Clinton Township, Precinct 1	-	-	-	-	-	-	-	-
Comins Township, Precinct 1	1432	595	10	10 100.00%	-	-	-	-
Elmer Township, Precinct 1	-	-	-	-	670	237	2	2 100.00%
Greenwood Township, Precinct 1	-	-	-	-	-	-	-	-
Mentor Township, Precinct 1	-	-	-	-	-	-	-	-
Total	1432	595	10	10 100.00%	670	237	2	2 100.00%

OFFICIAL OSCODA COUNTY VOTE TOTALS
AUGUST 2ND, 2016 PRIMARY ELECTION
SUMMARY FOR JURISDICTION WIDE, ALL COUNTERS,
ALL RACES

Date:08/04/16
Time:08:25:27
Page:43 of 96

	REP Greenwood 1 Delegate				REP Mentor 1 Delegate			
	Reg. Voters	Times Counted	Total Votes	Write-In Votes	Reg. Voters	Times Counted	Total Votes	Write-In Votes
Jurisdiction Wide								
Big Creek Township, Precinct 1	-	-	-	-	-	-	-	-
Big Creek Township, Precinct 2	-	-	-	-	-	-	-	-
Clinton Township, Precinct 1	-	-	-	-	-	-	-	-
Comins Township, Precinct 1	-	-	-	-	-	-	-	-
Elmer Township, Precinct 1	-	-	-	-	-	-	-	-
Greenwood Township, Precinct 1	950	329	4	4 100.00%	-	-	-	-
Mentor Township, Precinct 1	-	-	-	-	951	347	16	16 100.00%
Total	950	329	4	4 100.00%	951	347	16	16 100.00%

OFFICIAL OSCODA COUNTY VOTE TOTALS
AUGUST 2ND, 2016 PRIMARY ELECTION
SUMMARY FOR JURISDICTION WIDE, ALL COUNTERS,
ALL RACES

Date:08/04/16
Time:08:25:27
Page:44 of 96

	DEM D1 Rep in Congress							
	Reg. Voters	Times Counted	Total Votes	Jerry Cannon (DEM)		Lon Johnson (DEM)		Write-In Votes
Jurisdiction Wide								
Big Creek Township, Precinct 1	961	336	41	14	34.15%	27	65.85%	0 0.00%
Big Creek Township, Precinct 2	1322	404	25	10	40.00%	15	60.00%	0 0.00%
Clinton Township, Precinct 1	403	157	10	1	10.00%	9	90.00%	0 0.00%
Comins Township, Precinct 1	1432	595	39	13	33.33%	26	66.67%	0 0.00%
Elmer Township, Precinct 1	670	237	18	4	22.22%	13	72.22%	1 5.56%
Greenwood Township, Precinct 1	950	329	66	18	27.27%	48	72.73%	0 0.00%
Mentor Township, Precinct 1	951	347	41	22	53.66%	19	46.34%	0 0.00%
Total	6689	2405	240	82	34.17%	157	65.42%	1 0.42%

OFFICIAL OSCODA COUNTY VOTE TOTALS
AUGUST 2ND, 2016 PRIMARY ELECTION
SUMMARY FOR JURISDICTION WIDE, ALL COUNTERS,
ALL RACES

Date:08/04/16
Time:08:25:27
Page:45 of 96

	DEM D105 Representative					
	Reg. Voters	Times Counted	Total Votes	Wyatt Knight (DEM)	Write-In Votes	
Jurisdiction Wide						
Big Creek Township, Precinct 1	961	336	39	39 100.00%	0	0.00%
Big Creek Township, Precinct 2	1322	404	22	22 100.00%	0	0.00%
Clinton Township, Precinct 1	403	157	10	10 100.00%	0	0.00%
Comins Township, Precinct 1	1432	595	35	35 100.00%	0	0.00%
Elmer Township, Precinct 1	670	237	17	17 100.00%	0	0.00%
Greenwood Township, Precinct 1	950	329	58	57 98.28%	1	1.72%
Mentor Township, Precinct 1	951	347	36	36 100.00%	0	0.00%
Total	6689	2405	217	216 99.54%	1	0.46%

OFFICIAL OSCODA COUNTY VOTE TOTALS
AUGUST 2ND, 2016 PRIMARY ELECTION
SUMMARY FOR JURISDICTION WIDE, ALL COUNTERS,
ALL RACES

Date:08/04/16
Time:08:25:27
Page:46 of 96

	DEM Prosecuting Attorney				DEM Sheriff			
	Reg. Voters	Times Counted	Total Votes	Write-In Votes	Reg. Voters	Times Counted	Total Votes	Write-In Votes
Jurisdiction Wide								
Big Creek Township, Precinct 1	961	336	4	4 100.00%	961	336	6	6 100.00%
Big Creek Township, Precinct 2	1322	404	1	1 100.00%	1322	404	1	1 100.00%
Clinton Township, Precinct 1	403	157	0	0	403	157	2	2 100.00%
Comins Township, Precinct 1	1432	595	5	5 100.00%	1432	595	4	4 100.00%
Elmer Township, Precinct 1	670	237	0	0	670	237	2	2 100.00%
Greenwood Township, Precinct 1	950	329	5	5 100.00%	950	329	4	4 100.00%
Mentor Township, Precinct 1	951	347	5	5 100.00%	951	347	9	9 100.00%
Total	6689	2405	20	20 100.00%	6689	2405	28	28 100.00%

OFFICIAL OSCODA COUNTY VOTE TOTALS
AUGUST 2ND, 2016 PRIMARY ELECTION
SUMMARY FOR JURISDICTION WIDE, ALL COUNTERS,
ALL RACES

Date:08/04/16
Time:08:25:27
Page:47 of 96

	DEM Clerk-Reg Deeds				DEM Treasurer			
	Reg. Voters	Times Counted	Total Votes	Write-In Votes	Reg. Voters	Times Counted	Total Votes	Write-In Votes
Jurisdiction Wide								
Big Creek Township, Precinct 1	961	336	5	5 100.00%	961	336	5	5 100.00%
Big Creek Township, Precinct 2	1322	404	1	1 100.00%	1322	404	1	1 100.00%
Clinton Township, Precinct 1	403	157	0	0	403	157	2	2 100.00%
Comins Township, Precinct 1	1432	595	5	5 100.00%	1432	595	5	5 100.00%
Elmer Township, Precinct 1	670	237	0	0	670	237	2	2 100.00%
Greenwood Township, Precinct 1	950	329	3	3 100.00%	950	329	2	2 100.00%
Mentor Township, Precinct 1	951	347	4	4 100.00%	951	347	4	4 100.00%
Total	6689	2405	18	18 100.00%	6689	2405	21	21 100.00%

OFFICIAL OSCODA COUNTY VOTE TOTALS
AUGUST 2ND, 2016 PRIMARY ELECTION
SUMMARY FOR JURISDICTION WIDE, ALL COUNTERS,
ALL RACES

Date:08/04/16
Time:08:25:27
Page:48 of 96

	DEM Road Commissioner				DEM Surveyor			
	Reg. Voters	Times Counted	Total Votes	Write-In Votes	Reg. Voters	Times Counted	Total Votes	Write-In Votes
Jurisdiction Wide								
Big Creek Township, Precinct 1	961	336	8	8 100.00%	961	336	5	5 100.00%
Big Creek Township, Precinct 2	1322	404	1	1 100.00%	1322	404	1	1 100.00%
Clinton Township, Precinct 1	403	157	3	3 100.00%	403	157	1	1 100.00%
Comins Township, Precinct 1	1432	595	5	5 100.00%	1432	595	4	4 100.00%
Elmer Township, Precinct 1	670	237	0	0 -	670	237	0	0 -
Greenwood Township, Precinct 1	950	329	9	9 100.00%	950	329	4	4 100.00%
Mentor Township, Precinct 1	951	347	8	8 100.00%	951	347	5	5 100.00%
Total	6689	2405	34	34 100.00%	6689	2405	20	20 100.00%

OFFICIAL OSCODA COUNTY VOTE TOTALS
AUGUST 2ND, 2016 PRIMARY ELECTION
SUMMARY FOR JURISDICTION WIDE, ALL COUNTERS,
ALL RACES

Date:08/04/16
Time:08:25:27
Page:49 of 96

	DEM D1 Commissioner				DEM D2 Commissioner			
	Reg. Voters	Times Counted	Total Votes	Write-In Votes	Reg. Voters	Times Counted	Total Votes	Write-In Votes
Jurisdiction Wide								
Big Creek Township, Precinct 1	-	-	-	-	394	201	3	3 100.00%
Big Creek Township, Precinct 2	-	-	-	-	-	-	-	-
Clinton Township, Precinct 1	403	157	0	0	-	-	-	-
Comins Township, Precinct 1	1279	70	1	1 100.00%	-	-	-	-
Elmer Township, Precinct 1	670	237	1	1 100.00%	-	-	-	-
Greenwood Township, Precinct 1	-	-	-	-	950	329	5	5 100.00%
Mentor Township, Precinct 1	-	-	-	-	-	-	-	-
Total	2352	464	2	2 100.00%	1344	530	8	8 100.00%

OFFICIAL OSCODA COUNTY VOTE TOTALS
AUGUST 2ND, 2016 PRIMARY ELECTION
SUMMARY FOR JURISDICTION WIDE, ALL COUNTERS,
ALL RACES

Date:08/04/16
Time:08:25:27
Page:50 of 96

	DEM D3 Commissioner				DEM D4 Commissioner			
	Reg. Voters	Times Counted	Total Votes	Write-In Votes	Reg. Voters	Times Counted	Total Votes	Write-In Votes
Jurisdiction Wide	-	-	-	-	-	-	-	-
Big Creek Township, Precinct 1	-	-	-	-	-	-	-	-
Big Creek Township, Precinct 2	1322	404	1	1 100.00%	-	-	-	-
Clinton Township, Precinct 1	-	-	-	-	-	-	-	-
Comins Township, Precinct 1	-	-	-	-	153	525	4	4 100.00%
Elmer Township, Precinct 1	-	-	-	-	-	-	-	-
Greenwood Township, Precinct 1	-	-	-	-	-	-	-	-
Mentor Township, Precinct 1	-	-	-	-	-	-	-	-
Total	1322	404	1	1 100.00%	153	525	4	4 100.00%

OFFICIAL OSCODA COUNTY VOTE TOTALS
AUGUST 2ND, 2016 PRIMARY ELECTION
SUMMARY FOR JURISDICTION WIDE, ALL COUNTERS,
ALL RACES

Date:08/04/16
Time:08:25:27
Page:51 of 96

	DEM D5 Commissioner					
	Reg. Voters	Times Counted	Total Votes	Peggy A. Nietiedt (DEM)	Write-In Votes	
Jurisdiction Wide						
Big Creek Township, Precinct 1	567	135	15	15 100.00%	0	0.00%
Big Creek Township, Precinct 2	-	-	-	-	-	-
Clinton Township, Precinct 1	-	-	-	-	-	-
Comins Township, Precinct 1	-	-	-	-	-	-
Elmer Township, Precinct 1	-	-	-	-	-	-
Greenwood Township, Precinct 1	-	-	-	-	-	-
Mentor Township, Precinct 1	951	347	33	33 100.00%	0	0.00%
Total	1518	482	48	48 100.00%	0	0.00%

OFFICIAL OSCODA COUNTY VOTE TOTALS
AUGUST 2ND, 2016 PRIMARY ELECTION
SUMMARY FOR JURISDICTION WIDE, ALL COUNTERS,
ALL RACES

Date:08/04/16
Time:08:25:27
Page:52 of 96

	DEM Big Creek Supervisor				DEM Big Creek Clerk			
	Reg. Voters	Times Counted	Total Votes	Write-In Votes	Reg. Voters	Times Counted	Total Votes	Write-In Votes
Jurisdiction Wide								
Big Creek Township, Precinct 1	961	336	2	2 100.00%	961	336	2	2 100.00%
Big Creek Township, Precinct 2	1322	404	1	1 100.00%	1322	404	1	1 100.00%
Clinton Township, Precinct 1	-	-	-	-	-	-	-	-
Comins Township, Precinct 1	-	-	-	-	-	-	-	-
Elmer Township, Precinct 1	-	-	-	-	-	-	-	-
Greenwood Township, Precinct 1	-	-	-	-	-	-	-	-
Mentor Township, Precinct 1	-	-	-	-	-	-	-	-
Total	2283	740	3	3 100.00%	2283	740	3	3 100.00%

OFFICIAL OSCODA COUNTY VOTE TOTALS
AUGUST 2ND, 2016 PRIMARY ELECTION
SUMMARY FOR JURISDICTION WIDE, ALL COUNTERS,
ALL RACES

Date:08/04/16
Time:08:25:27
Page:53 of 96

	DEM Big Creek Treasurer				DEM Big Creek Trustee			
	Reg. Voters	Times Counted	Total Votes	Write-In Votes	Reg. Voters	Times Counted	Total Votes	Write-In Votes
Jurisdiction Wide								
Big Creek Township, Precinct 1	961	336	2	2 100.00%	961	336	3	3 100.00%
Big Creek Township, Precinct 2	1322	404	1	1 100.00%	1322	404	1	1 100.00%
Clinton Township, Precinct 1	-	-	-	-	-	-	-	-
Comins Township, Precinct 1	-	-	-	-	-	-	-	-
Elmer Township, Precinct 1	-	-	-	-	-	-	-	-
Greenwood Township, Precinct 1	-	-	-	-	-	-	-	-
Mentor Township, Precinct 1	-	-	-	-	-	-	-	-
Total	2283	740	3	3 100.00%	2283	740	4	4 100.00%

OFFICIAL OSCODA COUNTY VOTE TOTALS
AUGUST 2ND, 2016 PRIMARY ELECTION
SUMMARY FOR JURISDICTION WIDE, ALL COUNTERS,
ALL RACES

Date:08/04/16
Time:08:25:27
Page:54 of 96

	DEM Clinton Supervisor				DEM Clinton Clerk			
	Reg. Voters	Times Counted	Total Votes	Write-In Votes	Reg. Voters	Times Counted	Total Votes	Write-In Votes
Jurisdiction Wide	-	-	-	-	-	-	-	-
Big Creek Township, Precinct 1	-	-	-	-	-	-	-	-
Big Creek Township, Precinct 2	-	-	-	-	-	-	-	-
Clinton Township, Precinct 1	403	157	1	1 100.00%	403	157	0	0
Comins Township, Precinct 1	-	-	-	-	-	-	-	-
Elmer Township, Precinct 1	-	-	-	-	-	-	-	-
Greenwood Township, Precinct 1	-	-	-	-	-	-	-	-
Mentor Township, Precinct 1	-	-	-	-	-	-	-	-
Total	403	157	1	1 100.00%	403	157	0	0

OFFICIAL OSCODA COUNTY VOTE TOTALS
AUGUST 2ND, 2016 PRIMARY ELECTION
SUMMARY FOR JURISDICTION WIDE, ALL COUNTERS,
ALL RACES

Date:08/04/16
Time:08:25:27
Page:55 of 96

	DEM Clinton Treasurer			
	Reg. Voters	Times Counted	Total Votes	Write-In Votes
Jurisdiction Wide				
Big Creek Township, Precinct 1	-	-	-	-
Big Creek Township, Precinct 2	-	-	-	-
Clinton Township, Precinct 1	403	157	1	1 100.00%
Comins Township, Precinct 1	-	-	-	-
Elmer Township, Precinct 1	-	-	-	-
Greenwood Township, Precinct 1	-	-	-	-
Mentor Township, Precinct 1	-	-	-	-
Total	403	157	1	1 100.00%

OFFICIAL OSCODA COUNTY VOTE TOTALS
AUGUST 2ND, 2016 PRIMARY ELECTION
SUMMARY FOR JURISDICTION WIDE, ALL COUNTERS,
ALL RACES

Date:08/04/16
Time:08:25:27
Page:56 of 96

	DEM Clinton Trustee					
	Reg. Voters	Times Counted	Total Votes	Dale M. Henig (DEM)		Write-In Votes
Jurisdiction Wide						
Big Creek Township, Precinct 1	-	-	-	-	-	-
Big Creek Township, Precinct 2	-	-	-	-	-	-
Clinton Township, Precinct 1	403	157	7	6	85.71%	1 14.29%
Comins Township, Precinct 1	-	-	-	-	-	-
Elmer Township, Precinct 1	-	-	-	-	-	-
Greenwood Township, Precinct 1	-	-	-	-	-	-
Mentor Township, Precinct 1	-	-	-	-	-	-
Total	403	157	7	6	85.71%	1 14.29%

OFFICIAL OSCODA COUNTY VOTE TOTALS
AUGUST 2ND, 2016 PRIMARY ELECTION
SUMMARY FOR JURISDICTION WIDE, ALL COUNTERS,
ALL RACES

Date:08/04/16
Time:08:25:27
Page:57 of 96

	DEM Comins Supervisor				DEM Comins Clerk			
	Reg. Voters	Times Counted	Total Votes	Write-In Votes	Reg. Voters	Times Counted	Total Votes	Write-In Votes
Jurisdiction Wide	-	-	-	-	-	-	-	-
Big Creek Township, Precinct 1	-	-	-	-	-	-	-	-
Big Creek Township, Precinct 2	-	-	-	-	-	-	-	-
Clinton Township, Precinct 1	-	-	-	-	-	-	-	-
Comins Township, Precinct 1	1432	595	8	8 100.00%	1432	595	7	7 100.00%
Elmer Township, Precinct 1	-	-	-	-	-	-	-	-
Greenwood Township, Precinct 1	-	-	-	-	-	-	-	-
Mentor Township, Precinct 1	-	-	-	-	-	-	-	-
Total	1432	595	8	8 100.00%	1432	595	7	7 100.00%

OFFICIAL OSCODA COUNTY VOTE TOTALS
AUGUST 2ND, 2016 PRIMARY ELECTION
SUMMARY FOR JURISDICTION WIDE, ALL COUNTERS,
ALL RACES

Date:08/04/16
Time:08:25:27
Page:58 of 96

	DEM Comins Treasurer				DEM Comins Trustee			
	Reg. Voters	Times Counted	Total Votes	Write-In Votes	Reg. Voters	Times Counted	Total Votes	Write-In Votes
Jurisdiction Wide								
Big Creek Township, Precinct 1	-	-	-	-	-	-	-	-
Big Creek Township, Precinct 2	-	-	-	-	-	-	-	-
Clinton Township, Precinct 1	-	-	-	-	-	-	-	-
Comins Township, Precinct 1	1432	595	8	8 100.00%	1432	595	7	7 100.00%
Elmer Township, Precinct 1	-	-	-	-	-	-	-	-
Greenwood Township, Precinct 1	-	-	-	-	-	-	-	-
Mentor Township, Precinct 1	-	-	-	-	-	-	-	-
Total	1432	595	8	8 100.00%	1432	595	7	7 100.00%

OFFICIAL OSCODA COUNTY VOTE TOTALS
AUGUST 2ND, 2016 PRIMARY ELECTION
SUMMARY FOR JURISDICTION WIDE, ALL COUNTERS,
ALL RACES

Date:08/04/16
 Time:08:25:27
 Page:59 of 96

	DEM Elmer Supervisor				DEM Elmer Clerk			
	Reg. Voters	Times Counted	Total Votes	Write-In Votes	Reg. Voters	Times Counted	Total Votes	Write-In Votes
Jurisdiction Wide	-	-	-	-	-	-	-	-
Big Creek Township, Precinct 1	-	-	-	-	-	-	-	-
Big Creek Township, Precinct 2	-	-	-	-	-	-	-	-
Clinton Township, Precinct 1	-	-	-	-	-	-	-	-
Comins Township, Precinct 1	-	-	-	-	-	-	-	-
Elmer Township, Precinct 1	670	237	0	0	670	237	0	0
Greenwood Township, Precinct 1	-	-	-	-	-	-	-	-
Mentor Township, Precinct 1	-	-	-	-	-	-	-	-
Total	670	237	0	0	670	237	0	0

OFFICIAL OSCODA COUNTY VOTE TOTALS
AUGUST 2ND, 2016 PRIMARY ELECTION
SUMMARY FOR JURISDICTION WIDE, ALL COUNTERS,
ALL RACES

Date:08/04/16
Time:08:25:27
Page:60 of 96

	DEM Elmer Treasurer			
	Reg. Voters	Times Counted	Total Votes	Write-In Votes
Jurisdiction Wide				
Big Creek Township, Precinct 1	-	-	-	-
Big Creek Township, Precinct 2	-	-	-	-
Clinton Township, Precinct 1	-	-	-	-
Comins Township, Precinct 1	-	-	-	-
Elmer Township, Precinct 1	670	237	0	0
Greenwood Township, Precinct 1	-	-	-	-
Mentor Township, Precinct 1	-	-	-	-
Total	670	237	0	0

OFFICIAL OSCODA COUNTY VOTE TOTALS
AUGUST 2ND, 2016 PRIMARY ELECTION
SUMMARY FOR JURISDICTION WIDE, ALL COUNTERS,
ALL RACES

Date:08/04/16
Time:08:25:27
Page:61 of 96

	DEM Elmer Trustee					
	Reg. Voters	Times Counted	Total Votes	Tom Sheffer (DEM)	Write-In Votes	
Jurisdiction Wide						
Big Creek Township, Precinct 1	-	-	-	-	-	-
Big Creek Township, Precinct 2	-	-	-	-	-	-
Clinton Township, Precinct 1	-	-	-	-	-	-
Comins Township, Precinct 1	-	-	-	-	-	-
Elmer Township, Precinct 1	670	237	16	16 100.00%	0	0.00%
Greenwood Township, Precinct 1	-	-	-	-	-	-
Mentor Township, Precinct 1	-	-	-	-	-	-
Total	670	237	16	16 100.00%	0	0.00%

OFFICIAL OSCODA COUNTY VOTE TOTALS
AUGUST 2ND, 2016 PRIMARY ELECTION
SUMMARY FOR JURISDICTION WIDE, ALL COUNTERS,
ALL RACES

Date:08/04/16
Time:08:25:27
Page:62 of 96

	DEM Greenwood Supervisor				DEM Greenwood Clerk			
	Reg. Voters	Times Counted	Total Votes	Write-In Votes	Reg. Voters	Times Counted	Total Votes	Write-In Votes
Jurisdiction Wide								
Big Creek Township, Precinct 1	-	-	-	-	-	-	-	-
Big Creek Township, Precinct 2	-	-	-	-	-	-	-	-
Clinton Township, Precinct 1	-	-	-	-	-	-	-	-
Comins Township, Precinct 1	-	-	-	-	-	-	-	-
Elmer Township, Precinct 1	-	-	-	-	-	-	-	-
Greenwood Township, Precinct 1	950	329	4	4 100.00%	950	329	3	3 100.00%
Mentor Township, Precinct 1	-	-	-	-	-	-	-	-
Total	950	329	4	4 100.00%	950	329	3	3 100.00%

OFFICIAL OSCODA COUNTY VOTE TOTALS
AUGUST 2ND, 2016 PRIMARY ELECTION
SUMMARY FOR JURISDICTION WIDE, ALL COUNTERS,
ALL RACES

Date:08/04/16
Time:08:25:27
Page:63 of 96

	DEM Greenwood Treasurer			
	Reg. Voters	Times Counted	Total Votes	Write-In Votes
Jurisdiction Wide				
Big Creek Township, Precinct 1	-	-	-	-
Big Creek Township, Precinct 2	-	-	-	-
Clinton Township, Precinct 1	-	-	-	-
Comins Township, Precinct 1	-	-	-	-
Elmer Township, Precinct 1	-	-	-	-
Greenwood Township, Precinct 1	950	329	3	3 100.00%
Mentor Township, Precinct 1	-	-	-	-
Total	950	329	3	3 100.00%

OFFICIAL OSCODA COUNTY VOTE TOTALS
AUGUST 2ND, 2016 PRIMARY ELECTION
SUMMARY FOR JURISDICTION WIDE, ALL COUNTERS,
ALL RACES

Date:08/04/16
Time:08:25:27
Page:64 of 96

	DEM Greenwood Trustee							
	Reg. Voters	Times Counted	Total Votes	Brandi Curio (DEM)		Write-In Votes		
Jurisdiction Wide								
Big Creek Township, Precinct 1	-	-	-	-	-	-	-	-
Big Creek Township, Precinct 2	-	-	-	-	-	-	-	-
Clinton Township, Precinct 1	-	-	-	-	-	-	-	-
Comins Township, Precinct 1	-	-	-	-	-	-	-	-
Elmer Township, Precinct 1	-	-	-	-	-	-	-	-
Greenwood Township, Precinct 1	950	329	55	52	94.55%	3	5.45%	
Mentor Township, Precinct 1	-	-	-	-	-	-	-	-
Total	950	329	55	52	94.55%	3	5.45%	

OFFICIAL OSCODA COUNTY VOTE TOTALS
AUGUST 2ND, 2016 PRIMARY ELECTION
SUMMARY FOR JURISDICTION WIDE, ALL COUNTERS,
ALL RACES

Date:08/04/16
Time:08:25:27
Page:65 of 96

	DEM Mentor Supervisor					
	Reg. Voters	Times Counted	Total Votes	Gary Wyckoff (DEM)	Write-In Votes	
Jurisdiction Wide						
Big Creek Township, Precinct 1	-	-	-	-	-	-
Big Creek Township, Precinct 2	-	-	-	-	-	-
Clinton Township, Precinct 1	-	-	-	-	-	-
Comins Township, Precinct 1	-	-	-	-	-	-
Elmer Township, Precinct 1	-	-	-	-	-	-
Greenwood Township, Precinct 1	-	-	-	-	-	-
Mentor Township, Precinct 1	951	347	42	42 100.00%	0	0.00%
Total	951	347	42	42 100.00%	0	0.00%

OFFICIAL OSCODA COUNTY VOTE TOTALS
AUGUST 2ND, 2016 PRIMARY ELECTION
SUMMARY FOR JURISDICTION WIDE, ALL COUNTERS,
ALL RACES

Date:08/04/16
Time:08:25:27
Page:66 of 96

	DEM Mentor Clerk			
	Reg. Voters	Times Counted	Total Votes	Write-In Votes
Jurisdiction Wide				
Big Creek Township, Precinct 1	-	-	-	-
Big Creek Township, Precinct 2	-	-	-	-
Clinton Township, Precinct 1	-	-	-	-
Cornins Township, Precinct 1	-	-	-	-
Elmer Township, Precinct 1	-	-	-	-
Greenwood Township, Precinct 1	-	-	-	-
Mentor Township, Precinct 1	951	347	4	4 100.00%
Total	951	347	4	4 100.00%

OFFICIAL OSCODA COUNTY VOTE TOTALS
AUGUST 2ND, 2016 PRIMARY ELECTION
SUMMARY FOR JURISDICTION WIDE, ALL COUNTERS,
ALL RACES

Date:08/04/16
Time:08:25:27
Page:67 of 96

	DEM Mentor Treasurer					
	Reg. Voters	Times Counted	Total Votes	Joan Trim (DEM)		Write-In Votes
Jurisdiction Wide						
Big Creek Township, Precinct 1	-	-	-	-	-	-
Big Creek Township, Precinct 2	-	-	-	-	-	-
Clinton Township, Precinct 1	-	-	-	-	-	-
Comins Township, Precinct 1	-	-	-	-	-	-
Elmer Township, Precinct 1	-	-	-	-	-	-
Greenwood Township, Precinct 1	-	-	-	-	-	-
Mentor Township, Precinct 1	951	347	40	39	97.50%	1 2.50%
Total	951	347	40	39	97.50%	1 2.50%

OFFICIAL OSCODA COUNTY VOTE TOTALS
AUGUST 2ND, 2016 PRIMARY ELECTION
SUMMARY FOR JURISDICTION WIDE, ALL COUNTERS,
ALL RACES

Date:08/04/16
Time:08:25:27
Page:68 of 96

	DEM Mentor Trustee									
	Reg. Voters	Times Counted	Total Votes	Nancy J. Crane (DEM)		Robert R. Hoffman (DEM)		Write-In Votes		
Jurisdiction Wide										
Big Creek Township, Precinct 1	-	-	-	-	-	-	-	-	-	-
Big Creek Township, Precinct 2	-	-	-	-	-	-	-	-	-	-
Clinton Township, Precinct 1	-	-	-	-	-	-	-	-	-	-
Comins Township, Precinct 1	-	-	-	-	-	-	-	-	-	-
Elmer Township, Precinct 1	-	-	-	-	-	-	-	-	-	-
Greenwood Township, Precinct 1	-	-	-	-	-	-	-	-	-	-
Mentor Township, Precinct 1	951	347	64	29	45.31%	35	54.69%	0	0.00%	
Total	951	347	64	29	45.31%	35	54.69%	0	0.00%	

OFFICIAL OSCODA COUNTY VOTE TOTALS
AUGUST 2ND, 2016 PRIMARY ELECTION
SUMMARY FOR JURISDICTION WIDE, ALL COUNTERS,
ALL RACES

Date:08/04/16
Time:08:25:27
Page:69 of 96

	DEM Big Creek 1 Delegate				DEM Big Creek 2 Delegate			
	Reg. Voters	Times Counted	Total Votes	Write-In Votes	Reg. Voters	Times Counted	Total Votes	Write-In Votes
Jurisdiction Wide								
Big Creek Township, Precinct 1	961	336	1	1 100.00%	-	-	-	-
Big Creek Township, Precinct 2	-	-	-	-	1322	404	0	0
Clinton Township, Precinct 1	-	-	-	-	-	-	-	-
Comins Township, Precinct 1	-	-	-	-	-	-	-	-
Elmer Township, Precinct 1	-	-	-	-	-	-	-	-
Greenwood Township, Precinct 1	-	-	-	-	-	-	-	-
Mentor Township, Precinct 1	-	-	-	-	-	-	-	-
Total	961	336	1	1 100.00%	1322	404	0	0

OFFICIAL OSCODA COUNTY VOTE TOTALS
AUGUST 2ND, 2016 PRIMARY ELECTION
SUMMARY FOR JURISDICTION WIDE, ALL COUNTERS,
ALL RACES

Date:08/04/16
Time:08:25:27
Page:70 of 96

	DEM Clinton 1 Delegate			
	Reg. Voters	Times Counted	Total Votes	Write-In Votes
Jurisdiction Wide				
Big Creek Township, Precinct 1	-	-	-	-
Big Creek Township, Precinct 2	-	-	-	-
Clinton Township, Precinct 1	403	157	0	0
Comins Township, Precinct 1	-	-	-	-
Elmer Township, Precinct 1	-	-	-	-
Greenwood Township, Precinct 1	-	-	-	-
Mentor Township, Precinct 1	-	-	-	-
Total	403	157	0	0

OFFICIAL OSCODA COUNTY VOTE TOTALS
AUGUST 2ND, 2016 PRIMARY ELECTION
SUMMARY FOR JURISDICTION WIDE, ALL COUNTERS,
ALL RACES

Date:08/04/16
Time:08:25:27
Page:71 of 96

	DEM Comins 1 Delegate					
	Reg. Voters	Times Counted	Total Votes	Ashton M. Evans (DEM)	Write-In Votes	
Jurisdiction Wide						
Big Creek Township, Precinct 1	-	-	-	-	-	-
Big Creek Township, Precinct 2	-	-	-	-	-	-
Clinton Township, Precinct 1	-	-	-	-	-	-
Comins Township, Precinct 1	1432	595	33	33 100.00%	0	0.00%
Elmer Township, Precinct 1	-	-	-	-	-	-
Greenwood Township, Precinct 1	-	-	-	-	-	-
Mentor Township, Precinct 1	-	-	-	-	-	-
Total	1432	595	33	33 100.00%	0	0.00%

OFFICIAL OSCODA COUNTY VOTE TOTALS
AUGUST 2ND, 2016 PRIMARY ELECTION
SUMMARY FOR JURISDICTION WIDE, ALL COUNTERS,
ALL RACES

Date:08/04/16
Time:08:25:27
Page:72 of 96

	DEM Elmer 1 Delegate				DEM Greenwood 1 Delegate			
	Reg. Voters	Times Counted	Total Votes	Write-In Votes	Reg. Voters	Times Counted	Total Votes	Write-In Votes
Jurisdiction Wide								
Big Creek Township, Precinct 1	-	-	-	-	-	-	-	-
Big Creek Township, Precinct 2	-	-	-	-	-	-	-	-
Clinton Township, Precinct 1	-	-	-	-	-	-	-	-
Comins Township, Precinct 1	-	-	-	-	-	-	-	-
Elmer Township, Precinct 1	670	237	0	0	-	-	-	-
Greenwood Township, Precinct 1	-	-	-	-	950	329	2	2 100.00%
Mentor Township, Precinct 1	-	-	-	-	-	-	-	-
Total	670	237	0	0	950	329	2	2 100.00%

OFFICIAL OSCODA COUNTY VOTE TOTALS
AUGUST 2ND, 2016 PRIMARY ELECTION
SUMMARY FOR JURISDICTION WIDE, ALL COUNTERS,
ALL RACES

Date:08/04/16
Time:08:25:27
Page:73 of 96

	DEM Mentor 1 Delegate			
	Reg. Voters	Times Counted	Total Votes	Write-In Votes
Jurisdiction Wide				
Big Creek Township, Precinct 1	-	-	-	-
Big Creek Township, Precinct 2	-	-	-	-
Clinton Township, Precinct 1	-	-	-	-
Comins Township, Precinct 1	-	-	-	-
Elmer Township, Precinct 1	-	-	-	-
Greenwood Township, Precinct 1	-	-	-	-
Mentor Township, Precinct 1	951	347	3	3 100.00%
Total	951	347	3	3 100.00%

OFFICIAL OSCODA COUNTY VOTE TOTALS
AUGUST 2ND, 2016 PRIMARY ELECTION
SUMMARY FOR JURISDICTION WIDE, ALL COUNTERS,
ALL RACES

Date:08/04/16
Time:08:25:27
Page:74 of 96

Judge 23rd Circuit Crt										
	Reg. Voters	Times Counted	Total Votes	Keith E. Moir		Nichol J. Palumbo		David C. Riffel		Write-In Votes
Jurisdiction Wide										
Big Creek Township, Precinct 1	961	336	226	52	23.01%	85	37.61%	86	38.05%	3 1.33%
Big Creek Township, Precinct 2	1322	404	301	45	14.95%	125	41.53%	129	42.86%	2 0.66%
Clinton Township, Precinct 1	403	157	99	44	44.44%	26	26.26%	28	28.28%	1 1.01%
Comins Township, Precinct 1	1432	595	423	85	20.09%	174	41.13%	158	37.35%	6 1.42%
Elmer Township, Precinct 1	670	237	144	37	25.69%	47	32.64%	59	40.97%	1 0.69%
Greenwood Township, Precinct 1	950	329	231	86	37.23%	92	39.83%	50	21.65%	3 1.30%
Mentor Township, Precinct 1	951	347	239	38	15.90%	77	32.22%	123	51.46%	1 0.42%
Total	6689	2405	1663	387	23.27%	626	37.64%	633	38.06%	17 1.02%

OFFICIAL OSCODA COUNTY VOTE TOTALS
AUGUST 2ND, 2016 PRIMARY ELECTION
SUMMARY FOR JURISDICTION WIDE, ALL COUNTERS,
ALL RACES

Date:08/04/16
Time:08:25:28
Page:75 of 96

	County Drug Ops Prop						
	Reg. Voters	Times Counted	Total Votes	YES		NO	
Jurisdiction Wide							
Big Creek Township, Precinct 1	961	336	318	194	61.01%	124	38.99%
Big Creek Township, Precinct 2	1322	404	386	254	65.80%	132	34.20%
Clinton Township, Precinct 1	403	157	149	85	57.05%	64	42.95%
Comins Township, Precinct 1	1432	595	547	362	66.18%	185	33.82%
Elmer Township, Precinct 1	670	237	220	111	50.45%	109	49.55%
Greenwood Township, Precinct 1	950	329	305	184	60.33%	121	39.67%
Mentor Township, Precinct 1	951	347	311	219	70.42%	92	29.58%
Total	6689	2405	2236	1409	63.01%	827	36.99%

OFFICIAL OSCODA COUNTY VOTE TOTALS
AUGUST 2ND, 2016 PRIMARY ELECTION
SUMMARY FOR JURISDICTION WIDE, ALL COUNTERS,
ALL RACES

Date:08/04/16
Time:08:25:28
Page:76 of 96

	County COA Ops Prop					
	Reg. Voters	Times Counted	Total Votes	YES	NO	
Jurisdiction Wide						
Big Creek Township, Precinct 1	961	336	317	211 66.56%	106 33.44%	
Big Creek Township, Precinct 2	1322	404	385	281 72.99%	104 27.01%	
Clinton Township, Precinct 1	403	157	149	102 68.46%	47 31.54%	
Comins Township, Precinct 1	1432	595	534	331 61.99%	203 38.01%	
Elmer Township, Precinct 1	670	237	219	119 54.34%	100 45.66%	
Greenwood Township, Precinct 1	950	329	308	181 58.77%	127 41.23%	
Mentor Township, Precinct 1	951	347	309	231 74.76%	78 25.24%	
Total	6689	2405	2221	1456 65.56%	765 34.44%	

OFFICIAL OSCODA COUNTY VOTE TOTALS
AUGUST 2ND, 2016 PRIMARY ELECTION
SUMMARY FOR JURISDICTION WIDE, ALL COUNTERS,
ALL RACES

Date:08/04/16
Time:08:25:28
Page:77 of 96

	County Sher Ops Prop						
	Reg. Voters	Times Counted	Total Votes	YES		NO	
Jurisdiction Wide							
Big Creek Township, Precinct 1	961	336	318	200	62.89%	118	37.11%
Big Creek Township, Precinct 2	1322	404	386	259	67.10%	127	32.90%
Clinton Township, Precinct 1	403	157	151	92	60.93%	59	39.07%
Comins Township, Precinct 1	1432	595	547	359	65.63%	188	34.37%
Elmer Township, Precinct 1	670	237	219	105	47.95%	114	52.05%
Greenwood Township, Precinct 1	950	329	307	194	63.19%	113	36.81%
Mentor Township, Precinct 1	951	347	312	239	76.60%	73	23.40%
Total	6689	2405	2240	1448	64.64%	792	35.36%

OFFICIAL OSCODA COUNTY VOTE TOTALS
AUGUST 2ND, 2016 PRIMARY ELECTION
SUMMARY FOR JURISDICTION WIDE, ALL COUNTERS,
ALL RACES

Date:08/04/16
Time:08:25:28
Page:78 of 96

	County Library Prop					
	Reg. Voters	Times Counted	Total Votes	YES	NO	
Jurisdiction Wide						
Big Creek Township, Precinct 1	961	336	305	181 59.34%	124 40.66%	
Big Creek Township, Precinct 2	1322	404	370	215 58.11%	155 41.89%	
Clinton Township, Precinct 1	403	157	140	70 50.00%	70 50.00%	
Comins Township, Precinct 1	1432	595	547	267 48.81%	280 51.19%	
Elmer Township, Precinct 1	670	237	209	82 39.23%	127 60.77%	
Greenwood Township, Precinct 1	950	329	283	151 53.36%	132 46.64%	
Mentor Township, Precinct 1	951	347	313	202 64.54%	111 35.46%	
Total	6689	2405	2167	1168 53.90%	999 46.10%	

OFFICIAL OSCODA COUNTY VOTE TOTALS
AUGUST 2ND, 2016 PRIMARY ELECTION
SUMMARY FOR JURISDICTION WIDE, ALL COUNTERS,
ALL RACES

Date:08/04/16
Time:08:25:28
Page:79 of 96

	Clinton PIEG Prop						
	Reg. Voters	Times Counted	Total Votes	YES		NO	
Jurisdiction Wide							
Big Creek Township, Precinct 1	-	-	-	-	-	-	-
Big Creek Township, Precinct 2	-	-	-	-	-	-	-
Clinton Township, Precinct 1	403	157	138	84	60.87%	54	39.13%
Comins Township, Precinct 1	-	-	-	-	-	-	-
Elmer Township, Precinct 1	-	-	-	-	-	-	-
Greenwood Township, Precinct 1	-	-	-	-	-	-	-
Mentor Township, Precinct 1	-	-	-	-	-	-	-
Total	403	157	138	84	60.87%	54	39.13%

OFFICIAL OSCODA COUNTY VOTE TOTALS
AUGUST 2ND, 2016 PRIMARY ELECTION
SUMMARY FOR JURISDICTION WIDE, ALL COUNTERS,
ALL RACES

Date:08/04/16
Time:08:25:28
Page:80 of 96

	Comins Tw PIEG Prop						
	Reg. Voters	Times Counted	Total Votes	YES		NO	
Jurisdiction Wide							
Big Creek Township, Precinct 1	-	-	-	-	-	-	-
Big Creek Township, Precinct 2	-	-	-	-	-	-	-
Clinton Township, Precinct 1	-	-	-	-	-	-	-
Comins Township, Precinct 1	1432	595	492	258	52.44%	234	47.56%
Elmer Township, Precinct 1	-	-	-	-	-	-	-
Greenwood Township, Precinct 1	-	-	-	-	-	-	-
Mentor Township, Precinct 1	-	-	-	-	-	-	-
Total	1432	595	492	258	52.44%	234	47.56%

OFFICIAL OSCODA COUNTY VOTE TOTALS
AUGUST 2ND, 2016 PRIMARY ELECTION
SUMMARY FOR JURISDICTION WIDE, ALL COUNTERS,
ALL RACES

Date:08/04/16
Time:08:25:28
Page:81 of 96

	Comins Twp Fire Dept						
	Reg. Voters	Times Counted	Total Votes	YES		NO	
Jurisdiction Wide							
Big Creek Township, Precinct 1	-	-	-	-	-	-	-
Big Creek Township, Precinct 2	-	-	-	-	-	-	-
Clinton Township, Precinct 1	-	-	-	-	-	-	-
Comins Township, Precinct 1	1432	595	554	413	74.55%	141	25.45%
Elmer Township, Precinct 1	-	-	-	-	-	-	-
Greenwood Township, Precinct 1	-	-	-	-	-	-	-
Mentor Township, Precinct 1	-	-	-	-	-	-	-
Total	1432	595	554	413	74.55%	141	25.45%

OFFICIAL OSCODA COUNTY VOTE TOTALS
AUGUST 2ND, 2016 PRIMARY ELECTION
SUMMARY FOR JURISDICTION WIDE, ALL COUNTERS,
ALL RACES

Date:08/04/16
Time:08:25:28
Page:82 of 96

	Comins Twp Fire Hall					
	Reg. Voters	Times Counted	Total Votes	YES		NO
Jurisdiction Wide						
Big Creek Township, Precinct 1	-	-	-	-	-	-
Big Creek Township, Precinct 2	-	-	-	-	-	-
Clinton Township, Precinct 1	-	-	-	-	-	-
Comins Township, Precinct 1	1432	595	560	387	69.11%	173 30.89%
Elmer Township, Precinct 1	-	-	-	-	-	-
Greenwood Township, Precinct 1	-	-	-	-	-	-
Mentor Township, Precinct 1	-	-	-	-	-	-
Total	1432	595	560	387	69.11%	173 30.89%

OFFICIAL OSCODA COUNTY VOTE TOTALS
AUGUST 2ND, 2016 PRIMARY ELECTION
SUMMARY FOR JURISDICTION WIDE, ALL COUNTERS,
ALL RACES

Date:08/04/16
Time:08:25:28
Page:83 of 96

	Mentor Twp Fire Prop						
	Reg. Voters	Times Counted	Total Votes	YES		NO	
Jurisdiction Wide							
Big Creek Township, Precinct 1	-	-	-	-	-	-	-
Big Creek Township, Precinct 2	-	-	-	-	-	-	-
Clinton Township, Precinct 1	-	-	-	-	-	-	-
Comins Township, Precinct 1	-	-	-	-	-	-	-
Elmer Township, Precinct 1	-	-	-	-	-	-	-
Greenwood Township, Precinct 1	-	-	-	-	-	-	-
Mentor Township, Precinct 1	951	347	318	268	84.28%	50	15.72%
Total	951	347	318	268	84.28%	50	15.72%

OFFICIAL OSCODA COUNTY VOTE TOTALS
AUGUST 2ND, 2016 PRIMARY ELECTION
SUMMARY FOR JURISDICTION WIDE, ALL COUNTERS,
ALL RACES

Date:08/04/16
Time:08:25:28
Page:84 of 96

	Mio School Prop						
	Reg. Voters	Times Counted	Total Votes	YES		NO	
Jurisdiction Wide							
Big Creek Township, Precinct 1	961	336	309	214	69.26%	95	30.74%
Big Creek Township, Precinct 2	1322	404	368	258	70.11%	110	29.89%
Clinton Township, Precinct 1	-	-	-	-	-	-	-
Comins Township, Precinct 1	-	-	-	-	-	-	-
Elmer Township, Precinct 1	519	197	175	86	49.14%	89	50.86%
Greenwood Township, Precinct 1	259	71	69	37	53.62%	32	46.38%
Mentor Township, Precinct 1	931	343	311	236	75.88%	75	24.12%
Total	3992	1351	1232	831	67.45%	401	32.55%

OFFICIAL OSCODA COUNTY VOTE TOTALS
AUGUST 2ND, 2016 PRIMARY ELECTION
SUMMARY FOR JURISDICTION WIDE, ALL COUNTERS,
ALL RACES

Date:08/04/16
Time:08:25:28
Page:85 of 96

THE WHOLE NUMBER OF VOTES GIVEN: REP D1 Rep in Congress
WAS 1769 (OF WHICH)

Jason Allen (REP)	RECEIVED	429
Jack Bergman (REP)	RECEIVED	897
Tom Casperson (REP)	RECEIVED	435
Write-In Votes	RECEIVED	8

THE WHOLE NUMBER OF VOTES GIVEN: REP D105 Representative
WAS 1511 (OF WHICH)

Triston S. Cole (REP)	RECEIVED	1495
Write-In Votes	RECEIVED	16

THE WHOLE NUMBER OF VOTES GIVEN: REP Prosecuting Attorney
WAS 1629 (OF WHICH)

Casandra Morse-Bills (REP)	RECEIVED	1609
Write-In Votes	RECEIVED	20

THE WHOLE NUMBER OF VOTES GIVEN: REP Sheriff
WAS 2027 (OF WHICH)

Kevin R. Grace (REP)	RECEIVED	1057
Michael Smith (REP)	RECEIVED	968
Write-In Votes	RECEIVED	2

THE WHOLE NUMBER OF VOTES GIVEN: REP Clerk-Reg Deeds
WAS 1646 (OF WHICH)

Jeri Winton (REP)	RECEIVED	1636
Write-In Votes	RECEIVED	10

THE WHOLE NUMBER OF VOTES GIVEN: REP Treasurer
WAS 1599 (OF WHICH)

William M. Kendall (REP)	RECEIVED	1590
Write-In Votes	RECEIVED	9

THE WHOLE NUMBER OF VOTES GIVEN: REP Road Commissioner
WAS 3213 (OF WHICH)

Norman C. Caldwell (REP)	RECEIVED	358
Tom Lunning (REP)	RECEIVED	625
Dennis Scook Morse (REP)	RECEIVED	1211
David Yoder (REP)	RECEIVED	1019
Write-In Votes	RECEIVED	0

THE WHOLE NUMBER OF VOTES GIVEN: REP Surveyor
WAS 64 (OF WHICH)

Write-In Votes	RECEIVED	64
----------------	----------	----

THE WHOLE NUMBER OF VOTES GIVEN: REP D1 Commissioner

OFFICIAL OSCODA COUNTY VOTE TOTALS
AUGUST 2ND, 2016 PRIMARY ELECTION
SUMMARY FOR JURISDICTION WIDE, ALL COUNTERS,
ALL RACES

Date:08/04/16
Time:08:25:28
Page:86 of 96

WAS 283 (OF WHICH)

Larry L. Wilson (REP)	RECEIVED	278
Write-In Votes	RECEIVED	5

THE WHOLE NUMBER OF VOTES GIVEN: REP D2 Commissioner
WAS 307 (OF WHICH)

John A. Kischnick (REP)	RECEIVED	303
Write-In Votes	RECEIVED	4

THE WHOLE NUMBER OF VOTES GIVEN: REP D3 Commissioner
WAS 340 (OF WHICH)

Robert J. Boerner (REP)	RECEIVED	79
Brandy L. Wright (REP)	RECEIVED	261
Write-In Votes	RECEIVED	0

THE WHOLE NUMBER OF VOTES GIVEN: REP D4 Commissioner
WAS 341 (OF WHICH)

Wayne Nutt (REP)	RECEIVED	333
Write-In Votes	RECEIVED	8

THE WHOLE NUMBER OF VOTES GIVEN: REP D5 Commissioner
WAS 263 (OF WHICH)

LaNita Olsen (REP)	RECEIVED	259
Write-In Votes	RECEIVED	4

THE WHOLE NUMBER OF VOTES GIVEN: REP Big Creek Supervisor
WAS 465 (OF WHICH)

J. Randy Booth (REP)	RECEIVED	445
Write-In Votes	RECEIVED	20

THE WHOLE NUMBER OF VOTES GIVEN: REP Big Creek Clerk
WAS 474 (OF WHICH)

Rhonda Mundt (REP)	RECEIVED	471
Write-In Votes	RECEIVED	3

THE WHOLE NUMBER OF VOTES GIVEN: REP Big Creek Treasurer
WAS 487 (OF WHICH)

Susan Avery (REP)	RECEIVED	481
Write-In Votes	RECEIVED	6

THE WHOLE NUMBER OF VOTES GIVEN: REP Big Creek Trustee
WAS 922 (OF WHICH)

Tylor Booth (REP)	RECEIVED	207
Kristi McGregor (REP)	RECEIVED	357
Karen Mitchell (REP)	RECEIVED	355
Write-In Votes	RECEIVED	3

OFFICIAL OSCODA COUNTY VOTE TOTALS
AUGUST 2ND, 2016 PRIMARY ELECTION
SUMMARY FOR JURISDICTION WIDE, ALL COUNTERS,
ALL RACES

Date:08/04/16
Time:08:25:28
Page:87 of 96

THE WHOLE NUMBER OF VOTES GIVEN: REP Clinton Supervisor
WAS 115 (OF WHICH)

Christopher B. Neff (REP)	RECEIVED	115
Write-In Votes	RECEIVED	0

THE WHOLE NUMBER OF VOTES GIVEN: REP Clinton Clerk
WAS 113 (OF WHICH)

Sheri Sanderson (REP)	RECEIVED	111
Write-In Votes	RECEIVED	2

THE WHOLE NUMBER OF VOTES GIVEN: REP Clinton Treasurer
WAS 120 (OF WHICH)

Dawn E. Larrison (REP)	RECEIVED	119
Write-In Votes	RECEIVED	1

THE WHOLE NUMBER OF VOTES GIVEN: REP Clinton Trustee
WAS 115 (OF WHICH)

Violet Kalbfleisch (REP)	RECEIVED	112
Write-In Votes	RECEIVED	3

THE WHOLE NUMBER OF VOTES GIVEN: REP Comins Supervisor
WAS 489 (OF WHICH)

Warren E. Miller (REP)	RECEIVED	293
Richard F. Monk (REP)	RECEIVED	193
Write-In Votes	RECEIVED	3

THE WHOLE NUMBER OF VOTES GIVEN: REP Comins Clerk
WAS 431 (OF WHICH)

Kelly L. Wangbichler (REP)	RECEIVED	426
Write-In Votes	RECEIVED	5

THE WHOLE NUMBER OF VOTES GIVEN: REP Comins Treasurer
WAS 425 (OF WHICH)

Myra D. Yoder (REP)	RECEIVED	420
Write-In Votes	RECEIVED	5

THE WHOLE NUMBER OF VOTES GIVEN: REP Comins Trustee
WAS 716 (OF WHICH)

Arisa Handrich (REP)	RECEIVED	265
Audry J. Lunning (REP)	RECEIVED	331
Robert G. Stevens (REP)	RECEIVED	117
Write-In Votes	RECEIVED	3

THE WHOLE NUMBER OF VOTES GIVEN: REP Elmer Supervisor
WAS 157 (OF WHICH)

Martin P. Galbraith (REP)	RECEIVED	156
Write-In Votes	RECEIVED	1

OFFICIAL OSCODA COUNTY VOTE TOTALS
AUGUST 2ND, 2016 PRIMARY ELECTION
SUMMARY FOR JURISDICTION WIDE, ALL COUNTERS,
ALL RACES

Date:08/04/16
Time:08:25:28
Page:88 of 96

THE WHOLE NUMBER OF VOTES GIVEN: REP Elmer Clerk
WAS 152 (OF WHICH)

Jeanie Smith (REP)	RECEIVED	151
Write-In Votes	RECEIVED	1

THE WHOLE NUMBER OF VOTES GIVEN: REP Elmer Treasurer
WAS 160 (OF WHICH)

Marci Elliott (REP)	RECEIVED	34
Jenni Layman (REP)	RECEIVED	124
Write-In Votes	RECEIVED	2

THE WHOLE NUMBER OF VOTES GIVEN: REP Elmer Trustee
WAS 240 (OF WHICH)

Richard M. Ellis (REP)	RECEIVED	106
Sue Stenson (REP)	RECEIVED	133
Write-In Votes	RECEIVED	1

THE WHOLE NUMBER OF VOTES GIVEN: REP Greenwood Supervisor
WAS 166 (OF WHICH)

Fred Lindsey, Jr. (REP)	RECEIVED	165
Write-In Votes	RECEIVED	1

THE WHOLE NUMBER OF VOTES GIVEN: REP Greenwood Clerk
WAS 163 (OF WHICH)

Suzy Sewell Scott (REP)	RECEIVED	162
Write-In Votes	RECEIVED	1

THE WHOLE NUMBER OF VOTES GIVEN: REP Greenwood Treasurer
WAS 158 (OF WHICH)

Carol Havrilla (REP)	RECEIVED	158
Write-In Votes	RECEIVED	0

THE WHOLE NUMBER OF VOTES GIVEN: REP Greenwood Trustee
WAS 261 (OF WHICH)

Tom McCauley (REP)	RECEIVED	136
John Miller (REP)	RECEIVED	125
Write-In Votes	RECEIVED	0

THE WHOLE NUMBER OF VOTES GIVEN: REP Mentor Supervisor
WAS 16 (OF WHICH)

Write-In Votes	RECEIVED	16
----------------	----------	----

THE WHOLE NUMBER OF VOTES GIVEN: REP Mentor Clerk
WAS 225 (OF WHICH)

Tom Galbraith (REP)	RECEIVED	224
Write-In Votes	RECEIVED	1

OFFICIAL OSCODA COUNTY VOTE TOTALS
AUGUST 2ND, 2016 PRIMARY ELECTION
SUMMARY FOR JURISDICTION WIDE, ALL COUNTERS,
ALL RACES

Date:08/04/16
Time:08:25:28
Page:89 of 96

THE WHOLE NUMBER OF VOTES GIVEN: REP Mentor Treasurer
WAS 12 (OF WHICH)

Write-In Votes	RECEIVED	12
----------------	----------	----

THE WHOLE NUMBER OF VOTES GIVEN: REP Mentor Trustee
WAS 288 (OF WHICH)

Paul F. Matte (REP)	RECEIVED	137
Delores A. Yoder (REP)	RECEIVED	149
Write-In Votes	RECEIVED	2

THE WHOLE NUMBER OF VOTES GIVEN: REP Big Creek 1 Delegate
WAS 317 (OF WHICH)

Al Bickford (REP)	RECEIVED	115
Kathi Mitchell (REP)	RECEIVED	197
Write-In Votes	RECEIVED	5

THE WHOLE NUMBER OF VOTES GIVEN: REP Big Creek 2 Delegate
WAS 517 (OF WHICH)

Frank J. Orteca (REP)	RECEIVED	73
Michael Shields (REP)	RECEIVED	75
Alice Stone (REP)	RECEIVED	168
Joe Stone (REP)	RECEIVED	199
Write-In Votes	RECEIVED	2

THE WHOLE NUMBER OF VOTES GIVEN: REP Clinton 1 Delegate
WAS 6 (OF WHICH)

Write-In Votes	RECEIVED	6
----------------	----------	---

THE WHOLE NUMBER OF VOTES GIVEN: REP Comins 1 Delegate
WAS 10 (OF WHICH)

Write-In Votes	RECEIVED	10
----------------	----------	----

THE WHOLE NUMBER OF VOTES GIVEN: REP Elmer 1 Delegate
WAS 2 (OF WHICH)

Write-In Votes	RECEIVED	2
----------------	----------	---

THE WHOLE NUMBER OF VOTES GIVEN: REP Greenwood 1 Delegate
WAS 4 (OF WHICH)

Write-In Votes	RECEIVED	4
----------------	----------	---

THE WHOLE NUMBER OF VOTES GIVEN: REP Mentor 1 Delegate
WAS 16 (OF WHICH)

Write-In Votes	RECEIVED	16
----------------	----------	----

THE WHOLE NUMBER OF VOTES GIVEN: DEM D1 Rep in Congress
WAS 240 (OF WHICH)

OFFICIAL OSCODA COUNTY VOTE TOTALS
AUGUST 2ND, 2016 PRIMARY ELECTION
SUMMARY FOR JURISDICTION WIDE, ALL COUNTERS,
ALL RACES

Date:08/04/16
Time:08:25:28
Page:90 of 96

Jerry Cannon (DEM)	RECEIVED	82
Lon Johnson (DEM)	RECEIVED	157
Write-In Votes	RECEIVED	1

THE WHOLE NUMBER OF VOTES GIVEN: DEM D105 Representative
WAS 217 (OF WHICH)

Wyatt Knight (DEM)	RECEIVED	216
Write-In Votes	RECEIVED	1

THE WHOLE NUMBER OF VOTES GIVEN: DEM Prosecuting Attorney
WAS 20 (OF WHICH)

Write-In Votes	RECEIVED	20
----------------	----------	----

THE WHOLE NUMBER OF VOTES GIVEN: DEM Sheriff
WAS 28 (OF WHICH)

Write-In Votes	RECEIVED	28
----------------	----------	----

THE WHOLE NUMBER OF VOTES GIVEN: DEM Clerk-Reg Deeds
WAS 18 (OF WHICH)

Write-In Votes	RECEIVED	18
----------------	----------	----

THE WHOLE NUMBER OF VOTES GIVEN: DEM Treasurer
WAS 21 (OF WHICH)

Write-In Votes	RECEIVED	21
----------------	----------	----

THE WHOLE NUMBER OF VOTES GIVEN: DEM Road Commissioner
WAS 34 (OF WHICH)

Write-In Votes	RECEIVED	34
----------------	----------	----

THE WHOLE NUMBER OF VOTES GIVEN: DEM Surveyor
WAS 20 (OF WHICH)

Write-In Votes	RECEIVED	20
----------------	----------	----

THE WHOLE NUMBER OF VOTES GIVEN: DEM D1 Commissioner
WAS 2 (OF WHICH)

Write-In Votes	RECEIVED	2
----------------	----------	---

THE WHOLE NUMBER OF VOTES GIVEN: DEM D2 Commissioner
WAS 8 (OF WHICH)

Write-In Votes	RECEIVED	8
----------------	----------	---

THE WHOLE NUMBER OF VOTES GIVEN: DEM D3 Commissioner
WAS 1 (OF WHICH)

Write-In Votes	RECEIVED	1
----------------	----------	---

OFFICIAL OSCODA COUNTY VOTE TOTALS
AUGUST 2ND, 2016 PRIMARY ELECTION
SUMMARY FOR JURISDICTION WIDE, ALL COUNTERS,
ALL RACES

Date:08/04/16
Time:08:25:28
Page:91 of 96

THE WHOLE NUMBER OF VOTES GIVEN: DEM D4 Commissioner
WAS 4 (OF WHICH)

Write-In Votes RECEIVED 4

THE WHOLE NUMBER OF VOTES GIVEN: DEM D5 Commissioner
WAS 48 (OF WHICH)

Peggy A. Nietiedt (DEM) RECEIVED 48
Write-In Votes RECEIVED 0

THE WHOLE NUMBER OF VOTES GIVEN: DEM Big Creek Supervisor
WAS 3 (OF WHICH)

Write-In Votes RECEIVED 3

THE WHOLE NUMBER OF VOTES GIVEN: DEM Big Creek Clerk
WAS 3 (OF WHICH)

Write-In Votes RECEIVED 3

THE WHOLE NUMBER OF VOTES GIVEN: DEM Big Creek Treasurer
WAS 3 (OF WHICH)

Write-In Votes RECEIVED 3

THE WHOLE NUMBER OF VOTES GIVEN: DEM Big Creek Trustee
WAS 4 (OF WHICH)

Write-In Votes RECEIVED 4

THE WHOLE NUMBER OF VOTES GIVEN: DEM Clinton Supervisor
WAS 1 (OF WHICH)

Write-In Votes RECEIVED 1

THE WHOLE NUMBER OF VOTES GIVEN: DEM Clinton Clerk
WAS 0 (OF WHICH)

Write-In Votes RECEIVED 0

THE WHOLE NUMBER OF VOTES GIVEN: DEM Clinton Treasurer
WAS 1 (OF WHICH)

Write-In Votes RECEIVED 1

THE WHOLE NUMBER OF VOTES GIVEN: DEM Clinton Trustee
WAS 7 (OF WHICH)

Dale M. Henig (DEM) RECEIVED 6
Write-In Votes RECEIVED 1

THE WHOLE NUMBER OF VOTES GIVEN: DEM Comins Supervisor
WAS 8 (OF WHICH)

Write-In Votes RECEIVED 8

OFFICIAL OSCODA COUNTY VOTE TOTALS
AUGUST 2ND, 2016 PRIMARY ELECTION
SUMMARY FOR JURISDICTION WIDE, ALL COUNTERS,
ALL RACES

Date:08/04/16
Time:08:25:28
Page:92 of 96

THE WHOLE NUMBER OF VOTES GIVEN: DEM Comins Clerk
WAS 7 (OF WHICH)

Write-In Votes	RECEIVED	7
----------------	----------	---

THE WHOLE NUMBER OF VOTES GIVEN: DEM Comins Treasurer
WAS 8 (OF WHICH)

Write-In Votes	RECEIVED	8
----------------	----------	---

THE WHOLE NUMBER OF VOTES GIVEN: DEM Comins Trustee
WAS 7 (OF WHICH)

Write-In Votes	RECEIVED	7
----------------	----------	---

THE WHOLE NUMBER OF VOTES GIVEN: DEM Elmer Supervisor
WAS 0 (OF WHICH)

Write-In Votes	RECEIVED	0
----------------	----------	---

THE WHOLE NUMBER OF VOTES GIVEN: DEM Elmer Clerk
WAS 0 (OF WHICH)

Write-In Votes	RECEIVED	0
----------------	----------	---

THE WHOLE NUMBER OF VOTES GIVEN: DEM Elmer Treasurer
WAS 0 (OF WHICH)

Write-In Votes	RECEIVED	0
----------------	----------	---

THE WHOLE NUMBER OF VOTES GIVEN: DEM Elmer Trustee
WAS 16 (OF WHICH)

Tom Sheffer (DEM)	RECEIVED	16
Write-In Votes	RECEIVED	0

THE WHOLE NUMBER OF VOTES GIVEN: DEM Greenwood Supervisor
WAS 4 (OF WHICH)

Write-In Votes	RECEIVED	4
----------------	----------	---

THE WHOLE NUMBER OF VOTES GIVEN: DEM Greenwood Clerk
WAS 3 (OF WHICH)

Write-In Votes	RECEIVED	3
----------------	----------	---

THE WHOLE NUMBER OF VOTES GIVEN: DEM Greenwood Treasurer
WAS 3 (OF WHICH)

Write-In Votes	RECEIVED	3
----------------	----------	---

THE WHOLE NUMBER OF VOTES GIVEN: DEM Greenwood Trustee
WAS 55 (OF WHICH)

Brandi Curio (DEM)	RECEIVED	52
--------------------	----------	----

OFFICIAL OSCODA COUNTY VOTE TOTALS
AUGUST 2ND, 2016 PRIMARY ELECTION
SUMMARY FOR JURISDICTION WIDE, ALL COUNTERS,
ALL RACES

Date:08/04/16
Time:08:25:28
Page:93 of 96

Write-In Votes RECEIVED 3

THE WHOLE NUMBER OF VOTES GIVEN: DEM Mentor Supervisor
WAS 42 (OF WHICH)

Gary Wyckoff (DEM) RECEIVED 42
Write-In Votes RECEIVED 0

THE WHOLE NUMBER OF VOTES GIVEN: DEM Mentor Clerk
WAS 4 (OF WHICH)

Write-In Votes RECEIVED 4

THE WHOLE NUMBER OF VOTES GIVEN: DEM Mentor Treasurer
WAS 40 (OF WHICH)

Joan Trim (DEM) RECEIVED 39
Write-In Votes RECEIVED 1

THE WHOLE NUMBER OF VOTES GIVEN: DEM Mentor Trustee
WAS 64 (OF WHICH)

Nancy J. Crane (DEM) RECEIVED 29
Robert R. Hoffman (DEM) RECEIVED 35
Write-In Votes RECEIVED 0

THE WHOLE NUMBER OF VOTES GIVEN: DEM Big Creek 1 Delegate
WAS 1 (OF WHICH)

Write-In Votes RECEIVED 1

THE WHOLE NUMBER OF VOTES GIVEN: DEM Big Creek 2 Delegate
WAS 0 (OF WHICH)

Write-In Votes RECEIVED 0

THE WHOLE NUMBER OF VOTES GIVEN: DEM Clinton 1 Delegate
WAS 0 (OF WHICH)

Write-In Votes RECEIVED 0

THE WHOLE NUMBER OF VOTES GIVEN: DEM Comins 1 Delegate
WAS 33 (OF WHICH)

Ashton M. Evans (DEM) RECEIVED 33
Write-In Votes RECEIVED 0

THE WHOLE NUMBER OF VOTES GIVEN: DEM Elmer 1 Delegate
WAS 0 (OF WHICH)

Write-In Votes RECEIVED 0

THE WHOLE NUMBER OF VOTES GIVEN: DEM Greenwood 1 Delegate
WAS 2 (OF WHICH)

Write-In Votes RECEIVED 2

OFFICIAL OSCODA COUNTY VOTE TOTALS
AUGUST 2ND, 2016 PRIMARY ELECTION
SUMMARY FOR JURISDICTION WIDE, ALL COUNTERS,
ALL RACES

Date:08/04/16
Time:08:25:28
Page:94 of 96

THE WHOLE NUMBER OF VOTES GIVEN: DEM Mentor 1 Delegate
WAS 3 (OF WHICH)

Write-In Votes	RECEIVED	3
----------------	----------	---

THE WHOLE NUMBER OF VOTES GIVEN: Judge 23rd Circuit Crt
WAS 1663 (OF WHICH)

Keith E. Moir	RECEIVED	387
Nichol J. Palumbo	RECEIVED	626
David C. Riffel	RECEIVED	633
Write-In Votes	RECEIVED	17

THE WHOLE NUMBER OF VOTES GIVEN: County Drug Ops Prop
WAS 2236 (OF WHICH)

YES	RECEIVED	1409
NO	RECEIVED	827

THE WHOLE NUMBER OF VOTES GIVEN: County COA Ops Prop
WAS 2221 (OF WHICH)

YES	RECEIVED	1456
NO	RECEIVED	765

THE WHOLE NUMBER OF VOTES GIVEN: County Sher Ops Prop
WAS 2240 (OF WHICH)

YES	RECEIVED	1448
NO	RECEIVED	792

THE WHOLE NUMBER OF VOTES GIVEN: County Library Prop
WAS 2167 (OF WHICH)

YES	RECEIVED	1168
NO	RECEIVED	999

THE WHOLE NUMBER OF VOTES GIVEN: Clinton PIE&G Prop
WAS 138 (OF WHICH)

YES	RECEIVED	84
NO	RECEIVED	54

THE WHOLE NUMBER OF VOTES GIVEN: Comins Tw PIE&G Prop
WAS 492 (OF WHICH)

YES	RECEIVED	258
NO	RECEIVED	234

THE WHOLE NUMBER OF VOTES GIVEN: Comins Twp Fire Dept
WAS 554 (OF WHICH)

YES	RECEIVED	413
NO	RECEIVED	141

OFFICIAL OSCODA COUNTY VOTE TOTALS
AUGUST 2ND, 2016 PRIMARY ELECTION
SUMMARY FOR JURISDICTION WIDE, ALL COUNTERS,
ALL RACES

Date:08/04/16
Time:08:25:28
Page:95 of 96

THE WHOLE NUMBER OF VOTES GIVEN: Comins Twp Fire Hall
WAS 560 (OF WHICH)

YES	RECEIVED	387
NO	RECEIVED	173

THE WHOLE NUMBER OF VOTES GIVEN: Mentor Twp Fire Prop
WAS 318 (OF WHICH)

YES	RECEIVED	268
NO	RECEIVED	50

THE WHOLE NUMBER OF VOTES GIVEN: Mio School Prop
WAS 1232 (OF WHICH)

YES	RECEIVED	831
NO	RECEIVED	401

OFFICIAL OSCODA COUNTY VOTE TOTALS
AUGUST 2ND, 2016 PRIMARY ELECTION
SUMMARY FOR JURISDICTION WIDE, ALL COUNTERS,
ALL RACES

Date:08/04/16
Time:08:25:28
Page:96 of 96

OFFICIAL ELECTION SUMMARY REPORT
OSCODA COUNTY, MI.
AUGUST 2ND, 2016 PRIMARY ELECTION
BIG CREEK TOWNSHIP P-1

Date:08/04/16
Time:08:49:57
Page:1 of 4

Registered Voters 961 - Cards Cast 336 34.96%

Num. Report Precinct 1 - Num. Reporting 1 100.00%

REP D1 Rep in Congress		REP	Total
Number of Precincts			1
Precincts Reporting		1	100.0 %
Times Counted		336/961	35.0 %
Total Votes		257	
Jason Allen	REP	61	23.74%
Jack Bergman	REP	148	57.59%
Tom Casperson	REP	47	18.29%
Write-in Votes		1	0.39%

REP Treasurer		REP	Total
Number of Precincts			1
Precincts Reporting		1	100.0 %
Times Counted		336/961	35.0 %
Total Votes		218	
William M. Kendall	REP	218	100.00%
Write-in Votes		0	0.00%

REP D105 Representative		REP	Total
Number of Precincts			1
Precincts Reporting		1	100.0 %
Times Counted		336/961	35.0 %
Total Votes		226	
Triston S. Cole	REP	226	100.00%
Write-in Votes		0	0.00%

REP Road Commissioner		REP	Total
Number of Precincts			1
Precincts Reporting		1	100.0 %
Times Counted		336/961	35.0 %
Total Votes		451	
Norman C. Caldwell	REP	45	9.98%
Tom Lunning	REP	63	13.97%
Dennis Scook Morse	REP	194	43.02%
David Yoder	REP	149	33.04%
Write-in Votes		0	0.00%

REP Prosecuting Attorney		REP	Total
Number of Precincts			1
Precincts Reporting		1	100.0 %
Times Counted		336/961	35.0 %
Total Votes		222	
Casandra Morse-Bills	REP	217	97.75%
Write-in Votes		5	2.25%

REP Surveyor		REP	Total
Number of Precincts			1
Precincts Reporting		1	100.0 %
Times Counted		336/961	35.0 %
Total Votes		16	
Write-in Votes		16	100.00%

REP Sheriff		REP	Total
Number of Precincts			1
Precincts Reporting		1	100.0 %
Times Counted		336/961	35.0 %
Total Votes		282	
Kevin R. Grace	REP	132	46.81%
Michael Smith	REP	149	52.84%
Write-in Votes		1	0.35%

REP D2 Commissioner		REP	Total
Number of Precincts			1
Precincts Reporting		1	100.0 %
Times Counted		201/394	51.0 %
Total Votes		132	
John A. Kischnick	REP	129	97.73%
Write-in Votes		3	2.27%

REP Clerk-Reg Deeds		REP	Total
Number of Precincts			1
Precincts Reporting		1	100.0 %
Times Counted		336/961	35.0 %
Total Votes		222	
Jeri Winton	REP	221	99.55%
Write-in Votes		1	0.45%

REP D5 Commissioner		REP	Total
Number of Precincts			1
Precincts Reporting		1	100.0 %
Times Counted		135/567	23.8 %
Total Votes		70	
LaNita Olsen	REP	69	98.57%
Write-in Votes		1	1.43%

RECEIVED/FILED
MICHIGAN DEPT OF STATE
2016 AUG 11 AM 10:58
ELECTIONS/GREAT SEAL

OFFICIAL ELECTION SUMMARY REPORT
OSCODA COUNTY, MI.
AUGUST 2ND, 2016 PRIMARY ELECTION
BIG CREEK TOWNSHIP P-1

Date:08/04/16

Time:08:49:57

Page:2 of 4

Registered Voters 961 - Cards Cast 336 34.96%

Num. Report Precinct 1 - Num. Reporting 1 100.00%

REP Big Creek Supervisor		REP	Total
Number of Precincts			1
Precincts Reporting		1	100.0 %
Times Counted		336/961	35.0 %
Total Votes		208	
J. Randy Booth	REP	199	95.67%
Write-in Votes		9	4.33%

DEM DI Rep in Congress		DEM	Total
Number of Precincts			1
Precincts Reporting		1	100.0 %
Times Counted		336/961	35.0 %
Total Votes		41	
Jerry Cannon	DEM	14	34.15%
Lon Johnson	DEM	27	65.85%
Write-in Votes		0	0.00%

REP Big Creek Clerk		REP	Total
Number of Precincts			1
Precincts Reporting		1	100.0 %
Times Counted		336/961	35.0 %
Total Votes		211	
Rhonda Mundt	REP	209	99.05%
Write-in Votes		2	0.95%

DEM D105 Representative		DEM	Total
Number of Precincts			1
Precincts Reporting		1	100.0 %
Times Counted		336/961	35.0 %
Total Votes		39	
Wyatt Knight	DEM	39	100.00%
Write-in Votes		0	0.00%

REP Big Creek Treasurer		REP	Total
Number of Precincts			1
Precincts Reporting		1	100.0 %
Times Counted		336/961	35.0 %
Total Votes		216	
Susan Avery	REP	214	99.07%
Write-in Votes		2	0.93%

DEM Prosecuting Attorney		DEM	Total
Number of Precincts			1
Precincts Reporting		1	100.0 %
Times Counted		336/961	35.0 %
Total Votes		4	
Write-in Votes		4	100.00%

REP Big Creek Trustee		REP	Total
Number of Precincts			1
Precincts Reporting		1	100.0 %
Times Counted		336/961	35.0 %
Total Votes		395	
Tylor Booth	REP	94	23.80%
Kristi McGregor	REP	135	34.18%
Karen Mitchell	REP	165	41.77%
Write-in Votes		1	0.25%

DEM Sheriff		DEM	Total
Number of Precincts			1
Precincts Reporting		1	100.0 %
Times Counted		336/961	35.0 %
Total Votes		6	
Write-in Votes		6	100.00%

REP Big Creek 1 Delegate		REP	Total
Number of Precincts			1
Precincts Reporting		1	100.0 %
Times Counted		336/961	35.0 %
Total Votes		317	
Al Bickford	REP	115	36.28%
Kathi Mitchell	REP	197	62.15%
Write-in Votes		5	1.58%

DEM Clerk-Reg Deeds		DEM	Total
Number of Precincts			1
Precincts Reporting		1	100.0 %
Times Counted		336/961	35.0 %
Total Votes		5	
Write-in Votes		5	100.00%

DEM Treasurer		DEM	Total
Number of Precincts			1
Precincts Reporting		1	100.0 %
Times Counted		336/961	35.0 %
Total Votes		5	
Write-in Votes		5	100.00%

OFFICIAL ELECTION SUMMARY REPORT
OSCODA COUNTY, MI.
AUGUST 2ND, 2016 PRIMARY ELECTION
BIG CREEK TOWNSHIP P-1

Date:08/04/16
Time:08:49:57
Page:3 of 4

Registered Voters 961 - Cards Cast 336 34.96%

Num. Report Precinct 1 - Num. Reporting 1 100.00%

DEM Road Commissioner	DEM	Total
Number of Precincts		1
Precincts Reporting		1 100.0 %
Times Counted	336/961	35.0 %
Total Votes		8
Write-in Votes		8 100.00%

DEM Big Creek Treasurer	DEM	Total
Number of Precincts		1
Precincts Reporting		1 100.0 %
Times Counted	336/961	35.0 %
Total Votes		2
Write-in Votes		2 100.00%

DEM Surveyor	DEM	Total
Number of Precincts		1
Precincts Reporting		1 100.0 %
Times Counted	336/961	35.0 %
Total Votes		5
Write-in Votes		5 100.00%

DEM Big Creek Trustee	DEM	Total
Number of Precincts		1
Precincts Reporting		1 100.0 %
Times Counted	336/961	35.0 %
Total Votes		3
Write-in Votes		3 100.00%

DEM D2 Commissioner	DEM	Total
Number of Precincts		1
Precincts Reporting		1 100.0 %
Times Counted	201/394	51.0 %
Total Votes		3
Write-in Votes		3 100.00%

DEM Big Creek 1 Delegate	DEM	Total
Number of Precincts		1
Precincts Reporting		1 100.0 %
Times Counted	336/961	35.0 %
Total Votes		1
Write-in Votes		1 100.00%

DEM D5 Commissioner	DEM	Total
Number of Precincts		1
Precincts Reporting		1 100.0 %
Times Counted	135/567	23.8 %
Total Votes		15
Peggy A. Nietiedt	DEM	15 100.00%
Write-in Votes		0 0.00%

Judge 23rd Circuit Crt	Total
Number of Precincts	1
Precincts Reporting	1 100.0 %
Times Counted	336/961 35.0 %
Total Votes	226
Keith E. Moir	52 23.01%
Nichol J. Palumbo	85 37.61%
David C. Riffel	86 38.05%
Write-in Votes	3 1.33%

DEM Big Creek Supervisor	DEM	Total
Number of Precincts		1
Precincts Reporting		1 100.0 %
Times Counted	336/961	35.0 %
Total Votes		2
Write-in Votes		2 100.00%

County Drug Ops Prop	Total
Number of Precincts	1
Precincts Reporting	1 100.0 %
Times Counted	336/961 35.0 %
Total Votes	318
YES	194 61.01%
NO	124 38.99%

DEM Big Creek Clerk	DEM	Total
Number of Precincts		1
Precincts Reporting		1 100.0 %
Times Counted	336/961	35.0 %
Total Votes		2
Write-in Votes		2 100.00%

County COA Ops Prop	Total
Number of Precincts	1
Precincts Reporting	1 100.0 %
Times Counted	336/961 35.0 %
Total Votes	317
YES	211 66.56%
NO	106 33.44%

OFFICIAL ELECTION SUMMARY REPORT
OSCODA COUNTY, MI.
AUGUST 2ND, 2016 PRIMARY ELECTION
BIG CREEK TOWNSHIP P-1

Date:08/04/16
Time:08:49:57
Page:4 of 4

Registered Voters 961 - Cards Cast 336 34.96%

Num. Report Precinct 1 - Num. Reporting 1 100.00%

County Sher Ops Prop	
	Total
Number of Precincts	1
Precincts Reporting	1 100.0 %
Times Counted	336/961 35.0 %
Total Votes	318
YES	200 62.89%
NO	118 37.11%

County Library Prop	
	Total
Number of Precincts	1
Precincts Reporting	1 100.0 %
Times Counted	336/961 35.0 %
Total Votes	305
YES	181 59.34%
NO	124 40.66%

Mio School Prop	
	Total
Number of Precincts	1
Precincts Reporting	1 100.0 %
Times Counted	336/961 35.0 %
Total Votes	309
YES	214 69.26%
NO	95 30.74%

OFFICIAL ELECTION SUMMARY REPORT
OSCODA COUNTY, MI.
AUGUST 2ND, 2016 PRIMARY ELECTION
BIG CREEK TOWNSHIP P-2

Date:08/04/16
Time:08:50:11
Page:1 of 4

Registered Voters 1322 - Cards Cast 404 30.56%

Num. Report Precinct 1 - Num. Reporting 1 100.00%

REP D1 Rep in Congress		REP	Total	
Number of Precincts			1	
Precincts Reporting			1	100.0 %
Times Counted		404/1322		30.6 %
Total Votes			318	
Jason Allen	REP		75	23.58%
Jack Bergman	REP		170	53.46%
Tom Casperson	REP		71	22.33%
Write-in Votes			2	0.63%

REP Treasurer		REP	Total	
Number of Precincts			1	
Precincts Reporting			1	100.0 %
Times Counted		404/1322		30.6 %
Total Votes			293	
William M. Kendall	REP		292	99.66%
Write-in Votes			1	0.34%

REP D105 Representative		REP	Total	
Number of Precincts			1	
Precincts Reporting			1	100.0 %
Times Counted		404/1322		30.6 %
Total Votes			259	
Triston S. Cole	REP		256	98.84%
Write-in Votes			3	1.16%

REP Road Commissioner		REP	Total	
Number of Precincts			1	
Precincts Reporting			1	100.0 %
Times Counted		404/1322		30.6 %
Total Votes			599	
Norman C. Caldwell	REP		92	15.36%
Tom Lunning	REP		85	14.19%
Dennis Scook Morse	REP		261	43.57%
David Yoder	REP		161	26.88%
Write-in Votes			0	0.00%

REP Prosecuting Attorney		REP	Total	
Number of Precincts			1	
Precincts Reporting			1	100.0 %
Times Counted		404/1322		30.6 %
Total Votes			287	
Cassandra Morse-Bills	REP		284	98.95%
Write-in Votes			3	1.05%

REP Surveyor		REP	Total	
Number of Precincts			1	
Precincts Reporting			1	100.0 %
Times Counted		404/1322		30.6 %
Total Votes			8	
Write-in Votes			8	100.00%

REP Sheriff		REP	Total	
Number of Precincts			1	
Precincts Reporting			1	100.0 %
Times Counted		404/1322		30.6 %
Total Votes			368	
Kevin R. Grace	REP		162	44.02%
Michael Smith	REP		206	55.98%
Write-in Votes			0	0.00%

REP D3 Commissioner		REP	Total	
Number of Precincts			1	
Precincts Reporting			1	100.0 %
Times Counted		404/1322		30.6 %
Total Votes			340	
Robert J. Boerner	REP		79	23.24%
Brandy L. Wright	REP		261	76.76%
Write-in Votes			0	0.00%

REP Clerk-Reg Deeds		REP	Total	
Number of Precincts			1	
Precincts Reporting			1	100.0 %
Times Counted		404/1322		30.6 %
Total Votes			297	
Jeri Winton	REP		296	99.66%
Write-in Votes			1	0.34%

REP Big Creek Supervisor		REP	Total	
Number of Precincts			1	
Precincts Reporting			1	100.0 %
Times Counted		404/1322		30.6 %
Total Votes			257	
J. Randy Booth	REP		246	95.72%
Write-in Votes			11	4.28%

OFFICIAL ELECTION SUMMARY REPORT
OSCODA COUNTY, MI.
AUGUST 2ND, 2016 PRIMARY ELECTION
BIG CREEK TOWNSHIP P-2

Date:08/04/16

Time:08:50:11

Page:2 of 4

Registered Voters 1322 - Cards Cast 404 30.56%

Num. Report Precinct 1 - Num. Reporting 1 100.00%

REP Big Creek Clerk		REP	Total
Number of Precincts			1
Precincts Reporting		1	100.0 %
Times Counted		404/1322	30.6 %
Total Votes		263	
Rhonda Mundt	REP	262	99.62%
Write-in Votes		1	0.38%

DEM D105 Representative		DEM	Total
Number of Precincts			1
Precincts Reporting		1	100.0 %
Times Counted		404/1322	30.6 %
Total Votes		22	
Wyatt Knight	DEM	22	100.00%
Write-in Votes		0	0.00%

REP Big Creek Treasurer		REP	Total
Number of Precincts			1
Precincts Reporting		1	100.0 %
Times Counted		404/1322	30.6 %
Total Votes		271	
Susan Avery	REP	267	98.52%
Write-in Votes		4	1.48%

DEM Prosecuting Attorney		DEM	Total
Number of Precincts			1
Precincts Reporting		1	100.0 %
Times Counted		404/1322	30.6 %
Total Votes		1	
Write-in Votes		1	100.00%

REP Big Creek Trustee		REP	Total
Number of Precincts			1
Precincts Reporting		1	100.0 %
Times Counted		404/1322	30.6 %
Total Votes		527	
Tylor Booth	REP	113	21.44%
Kristi McGregor	REP	222	42.13%
Karen Mitchell	REP	190	36.05%
Write-in Votes		2	0.38%

DEM Sheriff		DEM	Total
Number of Precincts			1
Precincts Reporting		1	100.0 %
Times Counted		404/1322	30.6 %
Total Votes		1	
Write-in Votes		1	100.00%

REP Big Creek 2 Delegate		REP	Total
Number of Precincts			1
Precincts Reporting		1	100.0 %
Times Counted		404/1322	30.6 %
Total Votes		517	
Frank J. Orteca	REP	73	14.12%
Michael Shields	REP	75	14.51%
Alice Stone	REP	168	32.50%
Joe Stone	REP	199	38.49%
Write-in Votes		2	0.39%

DEM Clerk-Reg Deeds		DEM	Total
Number of Precincts			1
Precincts Reporting		1	100.0 %
Times Counted		404/1322	30.6 %
Total Votes		1	
Write-in Votes		1	100.00%

DEM D1 Rep in Congress		DEM	Total
Number of Precincts			1
Precincts Reporting		1	100.0 %
Times Counted		404/1322	30.6 %
Total Votes		25	
Jerry Cannon	DEM	10	40.00%
Lon Johnson	DEM	15	60.00%
Write-in Votes		0	0.00%

DEM Treasurer		DEM	Total
Number of Precincts			1
Precincts Reporting		1	100.0 %
Times Counted		404/1322	30.6 %
Total Votes		1	
Write-in Votes		1	100.00%

DEM Road Commissioner		DEM	Total
Number of Precincts			1
Precincts Reporting		1	100.0 %
Times Counted		404/1322	30.6 %
Total Votes		1	
Write-in Votes		1	100.00%

OFFICIAL ELECTION SUMMARY REPORT
OSCODA COUNTY, MI.
AUGUST 2ND, 2016 PRIMARY ELECTION
BIG CREEK TOWNSHIP P-2

Date:08/04/16
Time:08:50:11
Page:3 of 4

Registered Voters 1322 - Cards Cast 404 30.56%

Num. Report Precinct 1 - Num. Reporting 1 100.00%

DEM Surveyor	DEM	Total
Number of Precincts	1	
Precincts Reporting	1	100.0 %
Times Counted	404/1322	30.6 %
Total Votes	1	
Write-in Votes	1	100.00%

DEM Big Creek 2 Delegate	DEM	Total
Number of Precincts	1	
Precincts Reporting	1	100.0 %
Times Counted	404/1322	30.6 %
Total Votes	0	
Write-in Votes	0	N/A

DEM D3 Commissioner	DEM	Total
Number of Precincts	1	
Precincts Reporting	1	100.0 %
Times Counted	404/1322	30.6 %
Total Votes	1	
Write-in Votes	1	100.00%

Judge 23rd Circuit Crt	Total
Number of Precincts	1
Precincts Reporting	1 100.0 %
Times Counted	404/1322 30.6 %
Total Votes	301
Keith E. Moir	45 14.95%
Nichol J. Palumbo	125 41.53%
David C. Riffel	129 42.86%
Write-in Votes	2 0.66%

DEM Big Creek Supervisor	DEM	Total
Number of Precincts	1	
Precincts Reporting	1	100.0 %
Times Counted	404/1322	30.6 %
Total Votes	1	
Write-in Votes	1	100.00%

County Drug Ops Prop	Total
Number of Precincts	1
Precincts Reporting	1 100.0 %
Times Counted	404/1322 30.6 %
Total Votes	386
YES	254 65.80%
NO	132 34.20%

DEM Big Creek Clerk	DEM	Total
Number of Precincts	1	
Precincts Reporting	1	100.0 %
Times Counted	404/1322	30.6 %
Total Votes	1	
Write-in Votes	1	100.00%

County COA Ops Prop	Total
Number of Precincts	1
Precincts Reporting	1 100.0 %
Times Counted	404/1322 30.6 %
Total Votes	385
YES	281 72.99%
NO	104 27.01%

DEM Big Creek Treasurer	DEM	Total
Number of Precincts	1	
Precincts Reporting	1	100.0 %
Times Counted	404/1322	30.6 %
Total Votes	1	
Write-in Votes	1	100.00%

County Sher Ops Prop	Total
Number of Precincts	1
Precincts Reporting	1 100.0 %
Times Counted	404/1322 30.6 %
Total Votes	386
YES	259 67.10%
NO	127 32.90%

DEM Big Creek Trustee	DEM	Total
Number of Precincts	1	
Precincts Reporting	1	100.0 %
Times Counted	404/1322	30.6 %
Total Votes	1	
Write-in Votes	1	100.00%

OFFICIAL ELECTION SUMMARY REPORT
OSCODA COUNTY, MI.
AUGUST 2ND, 2016 PRIMARY ELECTION
BIG CREEK TOWNSHIP P-2

Date:08/04/16
Time:08:50:11
Page:4 of 4

Registered Voters 1322 - Cards Cast 404 30.56%

Num. Report Precinct 1 - Num. Reporting 1 100.00%

County Library Prop			
	Total		
Number of Precincts	1		
Precincts Reporting	1	100.0 %	
Times Counted	404/1322	30.6 %	
Total Votes	370		
YES	215	58.11%	
NO	155	41.89%	

Mio School Prop			
	Total		
Number of Precincts	1		
Precincts Reporting	1	100.0 %	
Times Counted	404/1322	30.6 %	
Total Votes	368		
YES	258	70.11%	
NO	110	29.89%	

OFFICIAL ELECTION SUMMARY REPORT
OSCODA COUNTY, MI.
AUGUST 2ND, 2016 PRIMARY ELECTION
CLINTON TOWNSHIP P-1

Date:08/04/16
Time:08:51:00
Page:1 of 4

Registered Voters 403 - Cards Cast 157 38.96%

Num. Report Precinct 1 - Num. Reporting 1 100.00%

REP D1 Rep in Congress		REP	Total
Number of Precincts			1
Precincts Reporting			1 100.0 %
Times Counted		157/403	39.0 %
Total Votes			120
Jason Allen	REP	29	24.17%
Jack Bergman	REP	58	48.33%
Tom Casperson	REP	33	27.50%
Write-in Votes		0	0.00%

REP Treasurer		REP	Total
Number of Precincts			1
Precincts Reporting			1 100.0 %
Times Counted		157/403	39.0 %
Total Votes			105
William M. Kendall	REP	104	99.05%
Write-in Votes		1	0.95%

REP D105 Representative		REP	Total
Number of Precincts			1
Precincts Reporting			1 100.0 %
Times Counted		157/403	39.0 %
Total Votes			100
Triston S. Cole	REP	99	99.00%
Write-in Votes		1	1.00%

REP Road Commissioner		REP	Total
Number of Precincts			1
Precincts Reporting			1 100.0 %
Times Counted		157/403	39.0 %
Total Votes			224
Norman C. Caldwell	REP	10	4.46%
Tom Lunning	REP	74	33.04%
Dennis Seook Morse	REP	75	33.48%
David Yoder	REP	65	29.02%
Write-in Votes		0	0.00%

REP Prosecuting Attorney		REP	Total
Number of Precincts			1
Precincts Reporting			1 100.0 %
Times Counted		157/403	39.0 %
Total Votes			108
Casandra Morse-Bills	REP	107	99.07%
Write-in Votes		1	0.93%

REP Surveyor		REP	Total
Number of Precincts			1
Precincts Reporting			1 100.0 %
Times Counted		157/403	39.0 %
Total Votes			6
Write-in Votes		6	100.00%

REP Sheriff		REP	Total
Number of Precincts			1
Precincts Reporting			1 100.0 %
Times Counted		157/403	39.0 %
Total Votes			142
Kevin R. Grace	REP	62	43.66%
Michael Smith	REP	80	56.34%
Write-in Votes		0	0.00%

REP D1 Commissioner		REP	Total
Number of Precincts			1
Precincts Reporting			1 100.0 %
Times Counted		157/403	39.0 %
Total Votes			92
Larry L. Wilson	REP	90	97.83%
Write-in Votes		2	2.17%

REP Clerk-Reg Deeds		REP	Total
Number of Precincts			1
Precincts Reporting			1 100.0 %
Times Counted		157/403	39.0 %
Total Votes			116
Jeri Winton	REP	115	99.14%
Write-in Votes		1	0.86%

REP Clinton Supervisor		REP	Total
Number of Precincts			1
Precincts Reporting			1 100.0 %
Times Counted		157/403	39.0 %
Total Votes			115
Christopher B. Neff	REP	115	100.00%
Write-in Votes		0	0.00%

OFFICIAL ELECTION SUMMARY REPORT
OSCODA COUNTY, MI.
AUGUST 2ND, 2016 PRIMARY ELECTION
CLINTON TOWNSHIP P-1

Date:08/04/16
Time:08:51:00
Page:2 of 4

Registered Voters 403 - Cards Cast 157 38.96%

Num. Report Precinct 1 - Num. Reporting 1 100.00%

REP Clinton Clerk		REP	Total
Number of Precincts			1
Precincts Reporting		1	100.0 %
Times Counted		157/403	39.0 %
Total Votes		113	
Sheri Sanderson	REP	111	98.23%
Write-in Votes		2	1.77%

DEM Prosecuting Attorney		DEM	Total
Number of Precincts			1
Precincts Reporting		1	100.0 %
Times Counted		157/403	39.0 %
Total Votes		0	
Write-in Votes		0	N/A

REP Clinton Treasurer		REP	Total
Number of Precincts			1
Precincts Reporting		1	100.0 %
Times Counted		157/403	39.0 %
Total Votes		120	
Dawn E. Larrison	REP	119	99.17%
Write-in Votes		1	0.83%

DEM Sheriff		DEM	Total
Number of Precincts			1
Precincts Reporting		1	100.0 %
Times Counted		157/403	39.0 %
Total Votes		2	
Write-in Votes		2	100.00%

REP Clinton Trustee		REP	Total
Number of Precincts			1
Precincts Reporting		1	100.0 %
Times Counted		157/403	39.0 %
Total Votes		115	
Violet Kalbfleisch	REP	112	97.39%
Write-in Votes		3	2.61%

DEM Clerk-Reg Deeds		DEM	Total
Number of Precincts			1
Precincts Reporting		1	100.0 %
Times Counted		157/403	39.0 %
Total Votes		0	
Write-in Votes		0	N/A

REP Clinton 1 Delegate		REP	Total
Number of Precincts			1
Precincts Reporting		1	100.0 %
Times Counted		157/403	39.0 %
Total Votes		6	
Write-in Votes		6	100.00%

DEM Treasurer		DEM	Total
Number of Precincts			1
Precincts Reporting		1	100.0 %
Times Counted		157/403	39.0 %
Total Votes		2	
Write-in Votes		2	100.00%

DEM D1 Rep in Congress		DEM	Total
Number of Precincts			1
Precincts Reporting		1	100.0 %
Times Counted		157/403	39.0 %
Total Votes		10	
Jerry Cannon	DEM	1	10.00%
Lon Johnson	DEM	9	90.00%
Write-in Votes		0	0.00%

DEM Road Commissioner		DEM	Total
Number of Precincts			1
Precincts Reporting		1	100.0 %
Times Counted		157/403	39.0 %
Total Votes		3	
Write-in Votes		3	100.00%

DEM D105 Representative		DEM	Total
Number of Precincts			1
Precincts Reporting		1	100.0 %
Times Counted		157/403	39.0 %
Total Votes		10	
Wyatt Knight	DEM	10	100.00%
Write-in Votes		0	0.00%

DEM Surveyor		DEM	Total
Number of Precincts			1
Precincts Reporting		1	100.0 %
Times Counted		157/403	39.0 %
Total Votes		1	
Write-in Votes		1	100.00%

OFFICIAL ELECTION SUMMARY REPORT
OSCODA COUNTY, MI.
AUGUST 2ND, 2016 PRIMARY ELECTION
CLINTON TOWNSHIP P-1

Date:08/04/16
Time:08:51:00
Page:3 of 4

Registered Voters 403 - Cards Cast 157 38.96%

Num. Report Precinct 1 - Num. Reporting 1 100.00%

DEM D1 Commissioner	DEM	Total
Number of Precincts		1
Precincts Reporting		1 100.0 %
Times Counted	157/403	39.0 %
Total Votes	0	
Write-in Votes	0	N/A

DEM Clinton Supervisor	DEM	Total
Number of Precincts		1
Precincts Reporting		1 100.0 %
Times Counted	157/403	39.0 %
Total Votes	1	
Write-in Votes	1	100.00%

DEM Clinton Clerk	DEM	Total
Number of Precincts		1
Precincts Reporting		1 100.0 %
Times Counted	157/403	39.0 %
Total Votes	0	
Write-in Votes	0	N/A

DEM Clinton Treasurer	DEM	Total
Number of Precincts		1
Precincts Reporting		1 100.0 %
Times Counted	157/403	39.0 %
Total Votes	1	
Write-in Votes	1	100.00%

DEM Clinton Trustee	DEM	Total
Number of Precincts		1
Precincts Reporting		1 100.0 %
Times Counted	157/403	39.0 %
Total Votes	7	
Dale M. Henig	DEM	6 85.71%
Write-in Votes	1	14.29%

DEM Clinton 1 Delegate	DEM	Total
Number of Precincts		1
Precincts Reporting		1 100.0 %
Times Counted	157/403	39.0 %
Total Votes	0	
Write-in Votes	0	N/A

Judge 23rd Circuit Crt	Total
Number of Precincts	1
Precincts Reporting	1 100.0 %
Times Counted	157/403 39.0 %
Total Votes	99
Keith E. Moir	44 44.44%
Nichol J. Palumbo	26 26.26%
David C. Riffel	28 28.28%
Write-in Votes	1 1.01%

County Drug Ops Prop	Total
Number of Precincts	1
Precincts Reporting	1 100.0 %
Times Counted	157/403 39.0 %
Total Votes	149
YES	85 57.05%
NO	64 42.95%

County COA Ops Prop	Total
Number of Precincts	1
Precincts Reporting	1 100.0 %
Times Counted	157/403 39.0 %
Total Votes	149
YES	102 68.46%
NO	47 31.54%

County Sher Ops Prop	Total
Number of Precincts	1
Precincts Reporting	1 100.0 %
Times Counted	157/403 39.0 %
Total Votes	151
YES	92 60.93%
NO	59 39.07%

County Library Prop	Total
Number of Precincts	1
Precincts Reporting	1 100.0 %
Times Counted	157/403 39.0 %
Total Votes	140
YES	70 50.00%
NO	70 50.00%

OFFICIAL ELECTION SUMMARY REPORT
OSCODA COUNTY, MI.
AUGUST 2ND, 2016 PRIMARY ELECTION
CLINTON TOWNSHIP P-1

Date:08/04/16
Time:08:51:00
Page:4 of 4

Registered Voters 403 - Cards Cast 157 38.96%

Num. Report Precinct 1 - Num. Reporting 1 100.00%

Clinton PIEG Prop		
	Total	
Number of Precincts	1	
Precincts Reporting	1	100.0 %
Times Counted	157/403	39.0 %
Total Votes	138	
YES	84	60.87%
NO	54	39.13%

OFFICIAL ELECTION SUMMARY REPORT
OSCODA COUNTY, MI.
AUGUST 2ND, 2016 PRIMARY ELECTION
COMINS TOWNSHIP P-1

Date:08/04/16
Time:08:51:23
Page:1 of 4

Registered Voters 1432 - Cards Cast 595 41.55%

Num. Report Precinct 1 - Num. Reporting 1 100.00%

REP D1 Rep in Congress		REP	Total	
Number of Precincts			1	
Precincts Reporting			1	100.0 %
Times Counted		595/1432		41.6 %
Total Votes			472	
Jason Allen	REP		129	27.33%
Jack Bergman	REP		221	46.82%
Tom Casperson	REP		118	25.00%
Write-in Votes			4	0.85%

REP D105 Representative		REP	Total	
Number of Precincts			1	
Precincts Reporting			1	100.0 %
Times Counted		595/1432		41.6 %
Total Votes			397	
Triston S. Cole	REP		389	97.98%
Write-in Votes			8	2.02%

REP Prosecuting Attorney		REP	Total	
Number of Precincts			1	
Precincts Reporting			1	100.0 %
Times Counted		595/1432		41.6 %
Total Votes			438	
Casandra Morse-Bills	REP		434	99.09%
Write-in Votes			4	0.91%

REP Sheriff		REP	Total	
Number of Precincts			1	
Precincts Reporting			1	100.0 %
Times Counted		595/1432		41.6 %
Total Votes			518	
Kevin R. Grace	REP		276	53.28%
Michael Smith	REP		241	46.53%
Write-in Votes			1	0.19%

REP Clerk-Reg Deeds		REP	Total	
Number of Precincts			1	
Precincts Reporting			1	100.0 %
Times Counted		595/1432		41.6 %
Total Votes			446	
Jeri Winton	REP		441	98.88%
Write-in Votes			5	1.12%

REP Treasurer		REP	Total	
Number of Precincts			1	
Precincts Reporting			1	100.0 %
Times Counted		595/1432		41.6 %
Total Votes			418	
William M. Kendall	REP		413	98.80%
Write-in Votes			5	1.20%

REP Road Commissioner		REP	Total	
Number of Precincts			1	
Precincts Reporting			1	100.0 %
Times Counted		595/1432		41.6 %
Total Votes			838	
Norman C. Caldwell	REP		61	7.28%
Tom Lunning	REP		207	24.70%
Dennis Scook Morse	REP		280	33.41%
David Yoder	REP		290	34.61%
Write-in Votes			0	0.00%

REP Surveyor		REP	Total	
Number of Precincts			1	
Precincts Reporting			1	100.0 %
Times Counted		595/1432		41.6 %
Total Votes			11	
Write-in Votes			11	100.00%

REP D1 Commissioner		REP	Total	
Number of Precincts			1	
Precincts Reporting			1	100.0 %
Times Counted		70/1279		5.5 %
Total Votes			45	
Larry L. Wilson	REP		45	100.00%
Write-in Votes			0	0.00%

REP D4 Commissioner		REP	Total	
Number of Precincts			1	
Precincts Reporting			1	100.0 %
Times Counted		525/153		343.1 %
Total Votes			341	
Wayne Nutt	REP		333	97.65%
Write-in Votes			8	2.35%

OFFICIAL ELECTION SUMMARY REPORT
OSCODA COUNTY, MI.
AUGUST 2ND, 2016 PRIMARY ELECTION
COMINS TOWNSHIP P-1

Date:08/04/16
Time:08:51:23
Page:2 of 4

Registered Voters 1432 - Cards Cast 595 41.55%

Num. Report Precinct 1 - Num. Reporting 1 100.00%

REP Comins Supervisor		REP	Total
Number of Precincts			1
Precincts Reporting			1 100.0 %
Times Counted		595/1432	41.6 %
Total Votes			489
Warren E. Miller	REP	293	59.92%
Richard F. Monk	REP	193	39.47%
Write-in Votes		3	0.61%

DEM D1 Rep in Congress		DEM	Total
Number of Precincts			1
Precincts Reporting			1 100.0 %
Times Counted		595/1432	41.6 %
Total Votes			39
Jerry Cannon	DEM	13	33.33%
Lon Johnson	DEM	26	66.67%
Write-in Votes		0	0.00%

REP Comins Clerk		REP	Total
Number of Precincts			1
Precincts Reporting			1 100.0 %
Times Counted		595/1432	41.6 %
Total Votes			431
Kelly L. Wangbichler	REP	426	98.84%
Write-in Votes		5	1.16%

DEM D105 Representative		DEM	Total
Number of Precincts			1
Precincts Reporting			1 100.0 %
Times Counted		595/1432	41.6 %
Total Votes			35
Wyatt Knight	DEM	35	100.00%
Write-in Votes		0	0.00%

REP Comins Treasurer		REP	Total
Number of Precincts			1
Precincts Reporting			1 100.0 %
Times Counted		595/1432	41.6 %
Total Votes			425
Myra D. Yoder	REP	420	98.82%
Write-in Votes		5	1.18%

DEM Prosecuting Attorney		DEM	Total
Number of Precincts			1
Precincts Reporting			1 100.0 %
Times Counted		595/1432	41.6 %
Total Votes			5
Write-in Votes		5	100.00%

REP Comins Trustee		REP	Total
Number of Precincts			1
Precincts Reporting			1 100.0 %
Times Counted		595/1432	41.6 %
Total Votes			716
Arisa Handrich	REP	265	37.01%
Audry J. Lunning	REP	331	46.23%
Robert G. Stevens	REP	117	16.34%
Write-in Votes		3	0.42%

DEM Sheriff		DEM	Total
Number of Precincts			1
Precincts Reporting			1 100.0 %
Times Counted		595/1432	41.6 %
Total Votes			4
Write-in Votes		4	100.00%

REP Comins 1 Delegate		REP	Total
Number of Precincts			1
Precincts Reporting			1 100.0 %
Times Counted		595/1432	41.6 %
Total Votes			10
Write-in Votes		10	100.00%

DEM Clerk-Reg Deeds		DEM	Total
Number of Precincts			1
Precincts Reporting			1 100.0 %
Times Counted		595/1432	41.6 %
Total Votes			5
Write-in Votes		5	100.00%

DEM Treasurer		DEM	Total
Number of Precincts			1
Precincts Reporting			1 100.0 %
Times Counted		595/1432	41.6 %
Total Votes			5
Write-in Votes		5	100.00%

OFFICIAL ELECTION SUMMARY REPORT
OSCODA COUNTY, MI.
AUGUST 2ND, 2016 PRIMARY ELECTION
COMINS TOWNSHIP P-1

Date:08/04/16
Time:08:51:23
Page:3 of 4

Registered Voters 1432 - Cards Cast 595 41.55%

Num. Report Precinct 1 - Num. Reporting 1 100.00%

DEM Road Commissioner	DEM	Total
Number of Precincts	1	
Precincts Reporting	1	100.0 %
Times Counted	595/1432	41.6 %
Total Votes	5	
Write-in Votes	5	100.00%

DEM Comins Treasurer	DEM	Total
Number of Precincts	1	
Precincts Reporting	1	100.0 %
Times Counted	595/1432	41.6 %
Total Votes	8	
Write-in Votes	8	100.00%

DEM Surveyor	DEM	Total
Number of Precincts	1	
Precincts Reporting	1	100.0 %
Times Counted	595/1432	41.6 %
Total Votes	4	
Write-in Votes	4	100.00%

DEM Comins Trustee	DEM	Total
Number of Precincts	1	
Precincts Reporting	1	100.0 %
Times Counted	595/1432	41.6 %
Total Votes	7	
Write-in Votes	7	100.00%

DEM D1 Commissioner	DEM	Total
Number of Precincts	1	
Precincts Reporting	1	100.0 %
Times Counted	70/1279	5.5 %
Total Votes	1	
Write-in Votes	1	100.00%

DEM Comins 1 Delegate	DEM	Total
Number of Precincts	1	
Precincts Reporting	1	100.0 %
Times Counted	595/1432	41.6 %
Total Votes	33	
Ashton M. Evans	DEM	33 100.00%
Write-in Votes	0	0.00%

DEM D4 Commissioner	DEM	Total
Number of Precincts	1	
Precincts Reporting	1	100.0 %
Times Counted	525/153	343.1 %
Total Votes	4	
Write-in Votes	4	100.00%

Judge 23rd Circuit Crt	Total
Number of Precincts	1
Precincts Reporting	1 100.0 %
Times Counted	595/1432 41.6 %
Total Votes	423
Keith E. Moir	85 20.09%
Nichol J. Palumbo	174 41.13%
David C. Riffel	158 37.35%
Write-in Votes	6 1.42%

DEM Comins Supervisor	DEM	Total
Number of Precincts	1	
Precincts Reporting	1	100.0 %
Times Counted	595/1432	41.6 %
Total Votes	8	
Write-in Votes	8	100.00%

County Drug Ops Prop	Total
Number of Precincts	1
Precincts Reporting	1 100.0 %
Times Counted	595/1432 41.6 %
Total Votes	547
YES	362 66.18%
NO	185 33.82%

DEM Comins Clerk	DEM	Total
Number of Precincts	1	
Precincts Reporting	1	100.0 %
Times Counted	595/1432	41.6 %
Total Votes	7	
Write-in Votes	7	100.00%

County COA Ops Prop	Total
Number of Precincts	1
Precincts Reporting	1 100.0 %
Times Counted	595/1432 41.6 %
Total Votes	534
YES	331 61.99%
NO	203 38.01%

OFFICIAL ELECTION SUMMARY REPORT
OSCODA COUNTY, MI.
AUGUST 2ND, 2016 PRIMARY ELECTION
COMINS TOWNSHIP P-1

Date:08/04/16
Time:08:51:23
Page:4 of 4

Registered Voters 1432 - Cards Cast 595 41.55%

Num. Report Precinct 1 - Num. Reporting 1 100.00%

County Sher Ops Prop	
	Total
Number of Precincts	1
Precincts Reporting	1 100.0 %
Times Counted	595/1432 41.6 %
Total Votes	547
YES	359 65.63%
NO	188 34.37%

County Library Prop	
	Total
Number of Precincts	1
Precincts Reporting	1 100.0 %
Times Counted	595/1432 41.6 %
Total Votes	547
YES	267 48.81%
NO	280 51.19%

Comins Tw PIEG Prop	
	Total
Number of Precincts	1
Precincts Reporting	1 100.0 %
Times Counted	595/1432 41.6 %
Total Votes	492
YES	258 52.44%
NO	234 47.56%

Comins Twp Fire Dept	
	Total
Number of Precincts	1
Precincts Reporting	1 100.0 %
Times Counted	595/1432 41.6 %
Total Votes	554
YES	413 74.55%
NO	141 25.45%

Comins Twp Fire Hall	
	Total
Number of Precincts	1
Precincts Reporting	1 100.0 %
Times Counted	595/1432 41.6 %
Total Votes	560
YES	387 69.11%
NO	173 30.89%

OFFICIAL ELECTION SUMMARY REPORT
OSCODA COUNTY, MI.
AUGUST 2ND, 2016 PRIMARY ELECTION
ELMER TOWNSHIP P-1

Date:08/04/16
Time:08:52:09
Page:1 of 4

Registered Voters 670 - Cards Cast 237 35.37%

Num. Report Precinct 1 - Num. Reporting 1 100.00%

REP D1 Rep in Congress		REP	Total
Number of Precincts			1
Precincts Reporting			1 100.0 %
Times Counted			237/670 35.4 %
Total Votes			174
Jason Allen	REP	42	24.14%
Jack Bergman	REP	86	49.43%
Tom Casperson	REP	46	26.44%
Write-in Votes		0	0.00%

REP D105 Representative		REP	Total
Number of Precincts			1
Precincts Reporting			1 100.0 %
Times Counted			237/670 35.4 %
Total Votes			140
Triston S. Cole	REP	139	99.29%
Write-in Votes		1	0.71%

REP Prosecuting Attorney		REP	Total
Number of Precincts			1
Precincts Reporting			1 100.0 %
Times Counted			237/670 35.4 %
Total Votes			158
Casandra Morse-Bills	REP	155	98.10%
Write-in Votes		3	1.90%

REP Sheriff		REP	Total
Number of Precincts			1
Precincts Reporting			1 100.0 %
Times Counted			237/670 35.4 %
Total Votes			209
Kevin R. Grace	REP	111	53.11%
Michael Smith	REP	98	46.89%
Write-in Votes		0	0.00%

REP Clerk-Reg Deeds		REP	Total
Number of Precincts			1
Precincts Reporting			1 100.0 %
Times Counted			237/670 35.4 %
Total Votes			169
Jeri Winton	REP	169	100.00%
Write-in Votes		0	0.00%

REP Treasurer		REP	Total
Number of Precincts			1
Precincts Reporting			1 100.0 %
Times Counted			237/670 35.4 %
Total Votes			163
William M. Kendall	REP	162	99.39%
Write-in Votes		1	0.61%

REP Road Commissioner		REP	Total
Number of Precincts			1
Precincts Reporting			1 100.0 %
Times Counted			237/670 35.4 %
Total Votes			346
Norman C. Caldwell	REP	49	14.16%
Tom Lunning	REP	71	20.52%
Dennis Scook Morse	REP	125	36.13%
David Yoder	REP	101	29.19%
Write-in Votes		0	0.00%

REP Surveyor		REP	Total
Number of Precincts			1
Precincts Reporting			1 100.0 %
Times Counted			237/670 35.4 %
Total Votes			5
Write-in Votes		5	100.00%

REP D1 Commissioner		REP	Total
Number of Precincts			1
Precincts Reporting			1 100.0 %
Times Counted			237/670 35.4 %
Total Votes			146
Larry L. Wilson	REP	143	97.95%
Write-in Votes		3	2.05%

REP Elmer Supervisor		REP	Total
Number of Precincts			1
Precincts Reporting			1 100.0 %
Times Counted			237/670 35.4 %
Total Votes			157
Martin P. Galbraith	REP	156	99.36%
Write-in Votes		1	0.64%

OFFICIAL ELECTION SUMMARY REPORT
OSCODA COUNTY, MI.
AUGUST 2ND, 2016 PRIMARY ELECTION
ELMER TOWNSHIP P-1

Date:08/04/16
Time:08:52:09
Page:2 of 4

Registered Voters 670 - Cards Cast 237 35.37%

Num. Report Precinct 1 - Num. Reporting 1 100.00%

REP Elmer Clerk		REP	Total
Number of Precincts			1
Precincts Reporting		1	100.0 %
Times Counted		237/670	35.4 %
Total Votes		152	
Jeanie Smith	REP	151	99.34%
Write-in Votes		1	0.66%

DEM D105 Representative		DEM	Total
Number of Precincts			1
Precincts Reporting		1	100.0 %
Times Counted		237/670	35.4 %
Total Votes		17	
Wyatt Knight	DEM	17	100.00%
Write-in Votes		0	0.00%

REP Elmer Treasurer		REP	Total
Number of Precincts			1
Precincts Reporting		1	100.0 %
Times Counted		237/670	35.4 %
Total Votes		160	
Marci Elliott	REP	34	21.25%
Jenni Layman	REP	124	77.50%
Write-in Votes		2	1.25%

DEM Prosecuting Attorney		DEM	Total
Number of Precincts			1
Precincts Reporting		1	100.0 %
Times Counted		237/670	35.4 %
Total Votes		0	
Write-in Votes		0	N/A

REP Elmer Trustee		REP	Total
Number of Precincts			1
Precincts Reporting		1	100.0 %
Times Counted		237/670	35.4 %
Total Votes		240	
Richard M. Ellis	REP	106	44.17%
Sue Stenson	REP	133	55.42%
Write-in Votes		1	0.42%

DEM Sheriff		DEM	Total
Number of Precincts			1
Precincts Reporting		1	100.0 %
Times Counted		237/670	35.4 %
Total Votes		2	
Write-in Votes		2	100.00%

REP Elmer 1 Delegate		REP	Total
Number of Precincts			1
Precincts Reporting		1	100.0 %
Times Counted		237/670	35.4 %
Total Votes		2	
Write-in Votes		2	100.00%

DEM Clerk-Reg Deeds		DEM	Total
Number of Precincts			1
Precincts Reporting		1	100.0 %
Times Counted		237/670	35.4 %
Total Votes		0	
Write-in Votes		0	N/A

DEM D1 Rep in Congress		DEM	Total
Number of Precincts			1
Precincts Reporting		1	100.0 %
Times Counted		237/670	35.4 %
Total Votes		18	
Jerry Cannon	DEM	4	22.22%
Lon Johnson	DEM	13	72.22%
Write-in Votes		1	5.56%

DEM Treasurer		DEM	Total
Number of Precincts			1
Precincts Reporting		1	100.0 %
Times Counted		237/670	35.4 %
Total Votes		2	
Write-in Votes		2	100.00%

DEM Road Commissioner		DEM	Total
Number of Precincts			1
Precincts Reporting		1	100.0 %
Times Counted		237/670	35.4 %
Total Votes		0	
Write-in Votes		0	N/A

OFFICIAL ELECTION SUMMARY REPORT
OSCODA COUNTY, MI.
AUGUST 2ND, 2016 PRIMARY ELECTION
ELMER TOWNSHIP P-1

Date:08/04/16
Time:08:52:09
Page:3 of 4

Registered Voters 670 - Cards Cast 237 35.37%

Num. Report Precinct 1 - Num. Reporting 1 100.00%

DEM Surveyor	DEM	Total	
Number of Precincts		1	
Precincts Reporting		1	100.0 %
Times Counted	237/670		35.4 %
Total Votes		0	
Write-in Votes	0		N/A

DEM Elmer 1 Delegate	DEM	Total	
Number of Precincts		1	
Precincts Reporting		1	100.0 %
Times Counted	237/670		35.4 %
Total Votes		0	
Write-in Votes	0		N/A

DEM D1 Commissioner	DEM	Total	
Number of Precincts		1	
Precincts Reporting		1	100.0 %
Times Counted	237/670		35.4 %
Total Votes		1	
Write-in Votes	1		100.00%

Judge 23rd Circuit Crt	Total	
Number of Precincts	1	
Precincts Reporting	1	100.0 %
Times Counted	237/670	35.4 %
Total Votes	144	
Keith E. Moir	37	25.69%
Nichol J. Palumbo	47	32.64%
David C. Riffel	59	40.97%
Write-in Votes	1	0.69%

DEM Elmer Supervisor	DEM	Total	
Number of Precincts		1	
Precincts Reporting		1	100.0 %
Times Counted	237/670		35.4 %
Total Votes		0	
Write-in Votes	0		N/A

County Drug Ops Prop	Total	
Number of Precincts	1	
Precincts Reporting	1	100.0 %
Times Counted	237/670	35.4 %
Total Votes	220	
YES	111	50.45%
NO	109	49.55%

DEM Elmer Clerk	DEM	Total	
Number of Precincts		1	
Precincts Reporting		1	100.0 %
Times Counted	237/670		35.4 %
Total Votes		0	
Write-in Votes	0		N/A

County COA Ops Prop	Total	
Number of Precincts	1	
Precincts Reporting	1	100.0 %
Times Counted	237/670	35.4 %
Total Votes	219	
YES	119	54.34%
NO	100	45.66%

DEM Elmer Treasurer	DEM	Total	
Number of Precincts		1	
Precincts Reporting		1	100.0 %
Times Counted	237/670		35.4 %
Total Votes		0	
Write-in Votes	0		N/A

County Sher Ops Prop	Total	
Number of Precincts	1	
Precincts Reporting	1	100.0 %
Times Counted	237/670	35.4 %
Total Votes	219	
YES	105	47.95%
NO	114	52.05%

DEM Elmer Trustee	DEM	Total	
Number of Precincts		1	
Precincts Reporting		1	100.0 %
Times Counted	237/670		35.4 %
Total Votes		16	
Tom Sheffer	DEM	16	100.00%
Write-in Votes		0	0.00%

OFFICIAL ELECTION SUMMARY REPORT
OSCODA COUNTY, MI.
AUGUST 2ND, 2016 PRIMARY ELECTION
ELMER TOWNSHIP P-1

Date:08/04/16
Time:08:52:09
Page:4 of 4

Registered Voters 670 - Cards Cast 237 35.37%

Num. Report Precinct 1 - Num. Reporting 1 100.00%

County Library Prop		Total	
Number of Precincts		1	
Precincts Reporting		1	100.0 %
Times Counted	237/670		35.4 %
Total Votes		209	
YES		82	39.23%
NO		127	60.77%

Mio School Prop		Total	
Number of Precincts		1	
Precincts Reporting		1	100.0 %
Times Counted	197/519		38.0 %
Total Votes		175	
YES		86	49.14%
NO		89	50.86%

OFFICIAL ELECTION SUMMARY REPORT
OSCODA COUNTY, MI.
AUGUST 2ND, 2016 PRIMARY ELECTION
GREENWOOD TOWNSHIP P-1

Date:08/04/16
Time:08:52:41
Page:1 of 4

Registered Voters 950 - Cards Cast 329 34.63%

Num. Report Precinct 1 - Num. Reporting 1 100.00%

REP D1 Rep in Congress		REP	Total
Number of Precincts			1
Precincts Reporting			1 100.0 %
Times Counted		329/950	34.6 %
Total Votes			187
Jason Allen	REP	30	16.04%
Jack Bergman	REP	91	48.66%
Tom Casperson	REP	66	35.29%
Write-in Votes		0	0.00%

REP Treasurer		REP	Total
Number of Precincts			1
Precincts Reporting			1 100.0 %
Times Counted		329/950	34.6 %
Total Votes			165
William M. Kendall	REP	164	99.39%
Write-in Votes		1	0.61%

REP D105 Representative		REP	Total
Number of Precincts			1
Precincts Reporting			1 100.0 %
Times Counted		329/950	34.6 %
Total Votes			181
Triston S. Cole	REP	179	98.90%
Write-in Votes		2	1.10%

REP Road Commissioner		REP	Total
Number of Precincts			1
Precincts Reporting			1 100.0 %
Times Counted		329/950	34.6 %
Total Votes			303
Norman C. Caldwell	REP	60	19.80%
Tom Lunning	REP	53	17.49%
Dennis Scook Morse	REP	76	25.08%
David Yoder	REP	114	37.62%
Write-in Votes		0	0.00%

REP Prosecuting Attorney		REP	Total
Number of Precincts			1
Precincts Reporting			1 100.0 %
Times Counted		329/950	34.6 %
Total Votes			169
Casandra Morse-Bills	REP	165	97.63%
Write-in Votes		4	2.37%

REP Surveyor		REP	Total
Number of Precincts			1
Precincts Reporting			1 100.0 %
Times Counted		329/950	34.6 %
Total Votes			7
Write-in Votes		7	100.00%

REP Sheriff		REP	Total
Number of Precincts			1
Precincts Reporting			1 100.0 %
Times Counted		329/950	34.6 %
Total Votes			213
Kevin R. Grace	REP	153	71.83%
Michael Smith	REP	60	28.17%
Write-in Votes		0	0.00%

REP D2 Commissioner		REP	Total
Number of Precincts			1
Precincts Reporting			1 100.0 %
Times Counted		329/950	34.6 %
Total Votes			175
John A. Kischnick	REP	174	99.43%
Write-in Votes		1	0.57%

REP Clerk-Reg Deeds		REP	Total
Number of Precincts			1
Precincts Reporting			1 100.0 %
Times Counted		329/950	34.6 %
Total Votes			167
Jeri Winton	REP	166	99.40%
Write-in Votes		1	0.60%

REP Greenwood Supervisor		REP	Total
Number of Precincts			1
Precincts Reporting			1 100.0 %
Times Counted		329/950	34.6 %
Total Votes			166
Fred Lindsey, Jr.	REP	165	99.40%
Write-in Votes		1	0.60%

OFFICIAL ELECTION SUMMARY REPORT
OSCODA COUNTY, MI.
AUGUST 2ND, 2016 PRIMARY ELECTION
GREENWOOD TOWNSHIP P-1

Date:08/04/16
Time:08:52:42
Page:2 of 4

Registered Voters 950 - Cards Cast 329 34.63%

Num. Report Precinct 1 - Num. Reporting 1 100.00%

REP Greenwood Clerk		REP	Total
Number of Precincts			1
Precincts Reporting		1	100.0 %
Times Counted		329/950	34.6 %
Total Votes			163
Suzy Sewell Scott	REP	162	99.39%
Write-in Votes		1	0.61%

DEM D105 Representative		DEM	Total
Number of Precincts			1
Precincts Reporting		1	100.0 %
Times Counted		329/950	34.6 %
Total Votes			58
Wyatt Knight	DEM	57	98.28%
Write-in Votes		1	1.72%

REP Greenwood Treasurer		REP	Total
Number of Precincts			1
Precincts Reporting		1	100.0 %
Times Counted		329/950	34.6 %
Total Votes			158
Carol Havrilla	REP	158	100.00%
Write-in Votes		0	0.00%

DEM Prosecuting Attorney		DEM	Total
Number of Precincts			1
Precincts Reporting		1	100.0 %
Times Counted		329/950	34.6 %
Total Votes			5
Write-in Votes		5	100.00%

REP Greenwood Trustee		REP	Total
Number of Precincts			1
Precincts Reporting		1	100.0 %
Times Counted		329/950	34.6 %
Total Votes			261
Tom McCauley	REP	136	52.11%
John Miller	REP	125	47.89%
Write-in Votes		0	0.00%

DEM Sheriff		DEM	Total
Number of Precincts			1
Precincts Reporting		1	100.0 %
Times Counted		329/950	34.6 %
Total Votes			4
Write-in Votes		4	100.00%

REP Greenwood 1 Delegate		REP	Total
Number of Precincts			1
Precincts Reporting		1	100.0 %
Times Counted		329/950	34.6 %
Total Votes			4
Write-in Votes		4	100.00%

DEM Clerk-Reg Deeds		DEM	Total
Number of Precincts			1
Precincts Reporting		1	100.0 %
Times Counted		329/950	34.6 %
Total Votes			3
Write-in Votes		3	100.00%

DEM D1 Rep in Congress		DEM	Total
Number of Precincts			1
Precincts Reporting		1	100.0 %
Times Counted		329/950	34.6 %
Total Votes			66
Jerry Cannon	DEM	18	27.27%
Lon Johnson	DEM	48	72.73%
Write-in Votes		0	0.00%

DEM Treasurer		DEM	Total
Number of Precincts			1
Precincts Reporting		1	100.0 %
Times Counted		329/950	34.6 %
Total Votes			2
Write-in Votes		2	100.00%

DEM Road Commissioner		DEM	Total
Number of Precincts			1
Precincts Reporting		1	100.0 %
Times Counted		329/950	34.6 %
Total Votes			9
Write-in Votes		9	100.00%

OFFICIAL ELECTION SUMMARY REPORT
OSCODA COUNTY, MI.
AUGUST 2ND, 2016 PRIMARY ELECTION
GREENWOOD TOWNSHIP P-1

Date:08/04/16
Time:08:52:42
Page:3 of 4

Registered Voters 950 - Cards Cast 329 34.63%

Num. Report Precinct 1 - Num. Reporting 1 100.00%

DEM Surveyor	DEM	Total	
Number of Precincts		1	
Precincts Reporting		1	100.0 %
Times Counted		329/950	34.6 %
Total Votes		4	
Write-in Votes		4	100.00%

DEM Greenwood 1 Delegate	DEM	Total	
Number of Precincts		1	
Precincts Reporting		1	100.0 %
Times Counted		329/950	34.6 %
Total Votes		2	
Write-in Votes		2	100.00%

DEM D2 Commissioner	DEM	Total	
Number of Precincts		1	
Precincts Reporting		1	100.0 %
Times Counted		329/950	34.6 %
Total Votes		5	
Write-in Votes		5	100.00%

Judge 23rd Circuit Crt	Total	
Number of Precincts	1	
Precincts Reporting	1	100.0 %
Times Counted	329/950	34.6 %
Total Votes	231	
Keith E. Moir	86	37.23%
Nichol J. Palumbo	92	39.83%
David C. Riffel	50	21.65%
Write-in Votes	3	1.30%

DEM Greenwood Supervisor	DEM	Total	
Number of Precincts		1	
Precincts Reporting		1	100.0 %
Times Counted		329/950	34.6 %
Total Votes		4	
Write-in Votes		4	100.00%

County Drug Ops Prop	Total	
Number of Precincts	1	
Precincts Reporting	1	100.0 %
Times Counted	329/950	34.6 %
Total Votes	305	
YES	184	60.33%
NO	121	39.67%

DEM Greenwood Clerk	DEM	Total	
Number of Precincts		1	
Precincts Reporting		1	100.0 %
Times Counted		329/950	34.6 %
Total Votes		3	
Write-in Votes		3	100.00%

County COA Ops Prop	Total	
Number of Precincts	1	
Precincts Reporting	1	100.0 %
Times Counted	329/950	34.6 %
Total Votes	308	
YES	181	58.77%
NO	127	41.23%

DEM Greenwood Treasurer	DEM	Total	
Number of Precincts		1	
Precincts Reporting		1	100.0 %
Times Counted		329/950	34.6 %
Total Votes		3	
Write-in Votes		3	100.00%

County Sher Ops Prop	Total	
Number of Precincts	1	
Precincts Reporting	1	100.0 %
Times Counted	329/950	34.6 %
Total Votes	307	
YES	194	63.19%
NO	113	36.81%

DEM Greenwood Trustee	DEM	Total	
Number of Precincts		1	
Precincts Reporting		1	100.0 %
Times Counted		329/950	34.6 %
Total Votes		55	
Brandi Curio	DEM	52	94.55%
Write-in Votes		3	5.45%

OFFICIAL ELECTION SUMMARY REPORT
OSCODA COUNTY, MI.
AUGUST 2ND, 2016 PRIMARY ELECTION
GREENWOOD TOWNSHIP P-1

Date:08/04/16
Time:08:52:42
Page:4 of 4

Registered Voters 950 - Cards Cast 329 34.63%

Num. Report Precinct 1 - Num. Reporting 1 100.00%

County Library Prop		Total	
Number of Precincts		1	
Precincts Reporting		1	100.0 %
Times Counted	329/950		34.6 %
Total Votes		283	
YES		151	53.36%
NO		132	46.64%

Mio School Prop		Total	
Number of Precincts		1	
Precincts Reporting		1	100.0 %
Times Counted	71/259		27.4 %
Total Votes		69	
YES		37	53.62%
NO		32	46.38%

OFFICIAL ELECTION SUMMARY REPORT
OSCODA COUNTY, MI.
AUGUST 2ND, 2016 PRIMARY ELECTION
MENTOR TOWNSHIP P-1

Date:08/04/16
Time:08:53:33
Page:1 of 4

Registered Voters 951 - Cards Cast 347 36.49%

Num. Report Precinct 1 - Num. Reporting 1 100.00%

REP D1 Rep in Congress		REP	Total
Number of Precincts			1
Precincts Reporting			1 100.0 %
Times Counted		347/951	36.5 %
Total Votes			241
Jason Allen	REP	63	26.14%
Jack Bergman	REP	123	51.04%
Tom Casperson	REP	54	22.41%
Write-in Votes		1	0.41%

REP Treasurer		REP	Total
Number of Precincts			1
Precincts Reporting			1 100.0 %
Times Counted		347/951	36.5 %
Total Votes			237
William M. Kendall	REP	237	100.00%
Write-in Votes		0	0.00%

REP D105 Representative		REP	Total
Number of Precincts			1
Precincts Reporting			1 100.0 %
Times Counted		347/951	36.5 %
Total Votes			208
Triston S. Cole	REP	207	99.52%
Write-in Votes		1	0.48%

REP Road Commissioner		REP	Total
Number of Precincts			1
Precincts Reporting			1 100.0 %
Times Counted		347/951	36.5 %
Total Votes			452
Norman C. Caldwell	REP	41	9.07%
Tom Lunning	REP	72	15.93%
Dennis Scook Morse	REP	200	44.25%
David Yoder	REP	139	30.75%
Write-in Votes		0	0.00%

REP Prosecuting Attorney		REP	Total
Number of Precincts			1
Precincts Reporting			1 100.0 %
Times Counted		347/951	36.5 %
Total Votes			247
Casandra Morse-Bills	REP	247	100.00%
Write-in Votes		0	0.00%

REP Surveyor		REP	Total
Number of Precincts			1
Precincts Reporting			1 100.0 %
Times Counted		347/951	36.5 %
Total Votes			11
Write-in Votes		11	100.00%

REP Sheriff		REP	Total
Number of Precincts			1
Precincts Reporting			1 100.0 %
Times Counted		347/951	36.5 %
Total Votes			295
Kevin R. Grace	REP	161	54.58%
Michael Smith	REP	134	45.42%
Write-in Votes		0	0.00%

REP D5 Commissioner		REP	Total
Number of Precincts			1
Precincts Reporting			1 100.0 %
Times Counted		347/951	36.5 %
Total Votes			193
LaNita Olsen	REP	190	98.45%
Write-in Votes		3	1.55%

REP Clerk-Reg Deeds		REP	Total
Number of Precincts			1
Precincts Reporting			1 100.0 %
Times Counted		347/951	36.5 %
Total Votes			229
Jeri Winton	REP	228	99.56%
Write-in Votes		1	0.44%

REP Mentor Supervisor		REP	Total
Number of Precincts			1
Precincts Reporting			1 100.0 %
Times Counted		347/951	36.5 %
Total Votes			16
Write-in Votes		16	100.00%

OFFICIAL ELECTION SUMMARY REPORT
OSCODA COUNTY, MI.
AUGUST 2ND, 2016 PRIMARY ELECTION
MENTOR TOWNSHIP P-1

Date:08/04/16
Time:08:53:33
Page:2 of 4

Registered Voters 951 - Cards Cast 347 36.49%

Num. Report Precinct 1 - Num. Reporting 1 100.00%

REP Mentor Clerk		REP	Total
Number of Precincts			1
Precincts Reporting		1	100.0 %
Times Counted		347/951	36.5 %
Total Votes		225	
Tom Galbraith	REP	224	99.56%
Write-in Votes		1	0.44%

DEM Prosecuting Attorney		DEM	Total
Number of Precincts			1
Precincts Reporting		1	100.0 %
Times Counted		347/951	36.5 %
Total Votes		5	
Write-in Votes		5	100.00%

REP Mentor Treasurer		REP	Total
Number of Precincts			1
Precincts Reporting		1	100.0 %
Times Counted		347/951	36.5 %
Total Votes		12	
Write-in Votes		12	100.00%

DEM Sheriff		DEM	Total
Number of Precincts			1
Precincts Reporting		1	100.0 %
Times Counted		347/951	36.5 %
Total Votes		9	
Write-in Votes		9	100.00%

REP Mentor Trustee		REP	Total
Number of Precincts			1
Precincts Reporting		1	100.0 %
Times Counted		347/951	36.5 %
Total Votes		288	
Paul F. Matte	REP	137	47.57%
Delores A. Yoder	REP	149	51.74%
Write-in Votes		2	0.69%

DEM Clerk-Reg Deeds		DEM	Total
Number of Precincts			1
Precincts Reporting		1	100.0 %
Times Counted		347/951	36.5 %
Total Votes		4	
Write-in Votes		4	100.00%

REP Mentor 1 Delegate		REP	Total
Number of Precincts			1
Precincts Reporting		1	100.0 %
Times Counted		347/951	36.5 %
Total Votes		16	
Write-in Votes		16	100.00%

DEM Treasurer		DEM	Total
Number of Precincts			1
Precincts Reporting		1	100.0 %
Times Counted		347/951	36.5 %
Total Votes		4	
Write-in Votes		4	100.00%

DEM D1 Rep in Congress		DEM	Total
Number of Precincts			1
Precincts Reporting		1	100.0 %
Times Counted		347/951	36.5 %
Total Votes		41	
Jerry Cannon	DEM	22	53.66%
Lon Johnson	DEM	19	46.34%
Write-in Votes		0	0.00%

DEM Road Commissioner		DEM	Total
Number of Precincts			1
Precincts Reporting		1	100.0 %
Times Counted		347/951	36.5 %
Total Votes		8	
Write-in Votes		8	100.00%

DEM D105 Representative		DEM	Total
Number of Precincts			1
Precincts Reporting		1	100.0 %
Times Counted		347/951	36.5 %
Total Votes		36	
Wyatt Knight	DEM	36	100.00%
Write-in Votes		0	0.00%

DEM Surveyor		DEM	Total
Number of Precincts			1
Precincts Reporting		1	100.0 %
Times Counted		347/951	36.5 %
Total Votes		5	
Write-in Votes		5	100.00%

OFFICIAL ELECTION SUMMARY REPORT
OSCODA COUNTY, MI.
AUGUST 2ND, 2016 PRIMARY ELECTION
MENTOR TOWNSHIP P-1

Date:08/04/16
Time:08:53:33
Page:3 of 4

Registered Voters 951 - Cards Cast 347 36.49%

Num. Report Precinct 1 - Num. Reporting 1 100.00%

DEM D5 Commissioner		DEM	Total
Number of Precincts			1
Precincts Reporting			1 100.0 %
Times Counted		347/951	36.5 %
Total Votes			33
Peggy A. Nietiedt	DEM	33	100.00%
Write-in Votes		0	0.00%

DEM Mentor Supervisor		DEM	Total
Number of Precincts			1
Precincts Reporting			1 100.0 %
Times Counted		347/951	36.5 %
Total Votes			42
Gary Wyckoff	DEM	42	100.00%
Write-in Votes		0	0.00%

DEM Mentor Clerk		DEM	Total
Number of Precincts			1
Precincts Reporting			1 100.0 %
Times Counted		347/951	36.5 %
Total Votes			4
Write-in Votes		4	100.00%

DEM Mentor Treasurer		DEM	Total
Number of Precincts			1
Precincts Reporting			1 100.0 %
Times Counted		347/951	36.5 %
Total Votes			40
Joan Trim	DEM	39	97.50%
Write-in Votes		1	2.50%

DEM Mentor Trustee		DEM	Total
Number of Precincts			1
Precincts Reporting			1 100.0 %
Times Counted		347/951	36.5 %
Total Votes			64
Nancy J. Crane	DEM	29	45.31%
Robert R. Hoffman	DEM	35	54.69%
Write-in Votes		0	0.00%

DEM Mentor 1 Delegate		DEM	Total
Number of Precincts			1
Precincts Reporting			1 100.0 %
Times Counted		347/951	36.5 %
Total Votes			3
Write-in Votes		3	100.00%

Judge 23rd Circuit Crt		Total
Number of Precincts		1
Precincts Reporting		1 100.0 %
Times Counted		347/951 36.5 %
Total Votes		239
Keith E. Moir		38 15.90%
Nichol J. Palumbo		77 32.22%
David C. Riffel		123 51.46%
Write-in Votes		1 0.42%

County Drug Ops Prop		Total
Number of Precincts		1
Precincts Reporting		1 100.0 %
Times Counted		347/951 36.5 %
Total Votes		311
YES		219 70.42%
NO		92 29.58%

County COA Ops Prop		Total
Number of Precincts		1
Precincts Reporting		1 100.0 %
Times Counted		347/951 36.5 %
Total Votes		309
YES		231 74.76%
NO		78 25.24%

County Sher Ops Prop		Total
Number of Precincts		1
Precincts Reporting		1 100.0 %
Times Counted		347/951 36.5 %
Total Votes		312
YES		239 76.60%
NO		73 23.40%

County Library Prop		Total
Number of Precincts		1
Precincts Reporting		1 100.0 %
Times Counted		347/951 36.5 %
Total Votes		313
YES		202 64.54%
NO		111 35.46%

OFFICIAL ELECTION SUMMARY REPORT
OSCODA COUNTY, MI.
AUGUST 2ND, 2016 PRIMARY ELECTION
MENTOR TOWNSHIP P-1

Date:08/04/16
Time:08:53:33
Page:4 of 4

Registered Voters 951 - Cards Cast 347 36.49%

Num. Report Precinct 1 - Num. Reporting 1 100.00%

Mentor Twp Fire Prop		
	Total	
Number of Precincts	1	
Precincts Reporting	1	100.0 %
Times Counted	347/951	36.5 %
Total Votes	318	
YES	268	84.28%
NO	50	15.72%

Mio School Prop		
	Total	
Number of Precincts	1	
Precincts Reporting	1	100.0 %
Times Counted	343/931	36.8 %
Total Votes	311	
YES	236	75.88%
NO	75	24.12%

**Election Summary Report
Otsego County, MI
2016 General Primary**

Date:08/03/16
Time:13:44:16
Page:1 of 13

Summary For Jurisdiction Wide, All Counters, All Races

Registered Voters 21144 - Cards Cast 5412 25.60%

Num. Report Precinct 17 - Num. Reporting 17 100.00%

REP D1 Rep in Congress		REP	Total	
Number of Precincts			13	
Precincts Reporting			13	100.0 %
Times Counted	5284/20738			25.5 %
Total Votes			3917	
Jason Allen	REP	1322		33.75%
Jack Bergman	REP	1581		40.36%
Tom Casperson	REP	996		25.43%
Write-in Votes		18		0.46%

REP County Treasurer		REP	Total	
Number of Precincts			13	
Precincts Reporting			13	100.0 %
Times Counted	5284/20738			25.5 %
Total Votes			3377	
Diann Axford	REP	3351		99.23%
Write-in Votes		26		0.77%

REP D105 Representative		REP	Total	
Number of Precincts			13	
Precincts Reporting			13	100.0 %
Times Counted	5284/20738			25.5 %
Total Votes			3391	
Triston S. Cole	REP	3357		99.00%
Write-in Votes		34		1.00%

REP Road Commissioner		REP	Total	
Number of Precincts			13	
Precincts Reporting			13	100.0 %
Times Counted	5284/20738			25.5 %
Total Votes			3754	
David M. Bennett	REP	936		24.93%
Troy Huff	REP	1500		39.96%
Bret A. Miller	REP	970		25.84%
Larry Miller	REP	334		8.90%
Write-in Votes		14		0.37%

REP Prosecuting Attorney		REP	Total	
Number of Precincts			13	
Precincts Reporting			13	100.0 %
Times Counted	5284/20738			25.5 %
Total Votes			3931	
Brendan Curran	REP	2024		51.49%
Mike Rola	REP	1903		48.41%
Write-in Votes		4		0.10%

REP County Surveyor		REP	Total	
Number of Precincts			13	
Precincts Reporting			13	100.0 %
Times Counted	5283/20738			25.5 %
Total Votes			178	
Ronald C. Brand		30		16.85%
Write-in Votes		148		83.15%

REP County Sheriff		REP	Total	
Number of Precincts			13	
Precincts Reporting			13	100.0 %
Times Counted	5284/20738			25.5 %
Total Votes			3626	
Matthew J. Nowicki	REP	3607		99.48%
Write-in Votes		19		0.52%

REP D1 Commissioner		REP	Total	
Number of Precincts			3	
Precincts Reporting			3	100.0 %
Times Counted	453/2326			19.5 %
Total Votes			288	
Julie Powers-Gehman	REP	283		98.26%
Write-in Votes		5		1.74%

REP County Clerk		REP	Total	
Number of Precincts			13	
Precincts Reporting			13	100.0 %
Times Counted	5284/20738			25.5 %
Total Votes			3498	
Susan I. DeFeyter	REP	3477		99.40%
Write-in Votes		21		0.60%

REP D2 Commissioner		REP	Total	
Number of Precincts			2	
Precincts Reporting			2	100.0 %
Times Counted	556/2218			25.1 %
Total Votes			316	
Paul M. Beachnau	REP	312		98.73%
Write-in Votes		4		1.27%

17:35:19/08/03/2016

04:01:04 8-3099182

01:15:20 1680 07/08/2016
03/11/2016

Election Summary Report
Otsego County, MI
2016 General Primary

Date:08/03/16
Time:13:44:16
Page:2 of 13

Summary For Jurisdiction Wide, All Counters, All Races

Registered Voters 21144 - Cards Cast 5412 25.60%

Num. Report Precinct 17 - Num. Reporting 17 100.00%

REP D3 Commissioner		REP	Total	
Number of Precincts			3	
Precincts Reporting			3	100.0 %
Times Counted		685/2144		31.9 %
Total Votes			500	
Paul Liss	REP		297	59.40%
Ronald H. Smith	REP		202	40.40%
Write-in Votes			1	0.20%

REP D8 Commissioner		REP	Total	
Number of Precincts			2	
Precincts Reporting			2	100.0 %
Times Counted		507/2205		23.0 %
Total Votes			312	
Ken Borton	REP		303	97.12%
Write-in Votes			9	2.88%

REP D4 Commissioner		REP	Total	
Number of Precincts			2	
Precincts Reporting			2	100.0 %
Times Counted		700/2382		29.4 %
Total Votes			513	
Jeff Borowiak	REP		126	24.56%
Robert H. Harkness	REP		142	27.68%
Duane Switalski	REP		243	47.37%
Write-in Votes			2	0.39%

REP D9 Commissioner		REP	Total	
Number of Precincts			3	
Precincts Reporting			3	100.0 %
Times Counted		546/2309		23.6 %
Total Votes			329	
Bruce Brown	REP		328	99.70%
Write-in Votes			1	0.30%

REP D5 Commissioner		REP	Total	
Number of Precincts			1	
Precincts Reporting			1	100.0 %
Times Counted		720/2571		28.0 %
Total Votes			525	
Bruce Fasel	REP		166	31.62%
Robert Pallarito	REP		217	41.33%
Randy Stults	REP		141	26.86%
Write-in Votes			1	0.19%

REP Bagley Supervisor		REP	Total	
Number of Precincts			2	
Precincts Reporting			2	100.0 %
Times Counted		1151/4875		23.6 %
Total Votes			805	
Bill Giles	REP		388	48.20%
Michelle Noirot	REP		414	51.43%
Write-in Votes			3	0.37%

REP D6 Commissioner		REP	Total	
Number of Precincts			3	
Precincts Reporting			3	100.0 %
Times Counted		511/2483		20.6 %
Total Votes			272	
Kenneth R. Glasser	REP		269	98.90%
Write-in Votes			3	1.10%

REP Bagley Clerk		REP	Total	
Number of Precincts			2	
Precincts Reporting			2	100.0 %
Times Counted		1151/4875		23.6 %
Total Votes			745	
James E. Szymanski	REP		740	99.33%
Write-in Votes			5	0.67%

REP D7 Commissioner		REP	Total	
Number of Precincts			1	
Precincts Reporting			1	100.0 %
Times Counted		606/2100		28.9 %
Total Votes			397	
Douglas Johnson	REP		396	99.75%
Write-in Votes			1	0.25%

REP Bagley Treasurer		REP	Total	
Number of Precincts			2	
Precincts Reporting			2	100.0 %
Times Counted		1151/4875		23.6 %
Total Votes			750	
Mary L. Yager	REP		748	99.73%
Write-in Votes			2	0.27%

Election Summary Report

Otsego County, MI

2016 General Primary

Summary For Jurisdiction Wide, All Counters, All Races

Date:08/03/16

Time:13:44:16

Page:3 of 13

Registered Voters 21144 - Cards Cast 5412 25.60%

Num. Report Precinct 17 - Num. Reporting 17 100.00%

REP Bagley Trustee		REP	Total	
Number of Precincts			2	
Precincts Reporting			2	100.0 %
Times Counted	1151/4875		23.6 %	
Total Votes			1351	
Fred T. Burns	REP		369	27.31%
Tim Baker	REP		155	11.47%
James Camiller	REP		196	14.51%
Thomas Roach	REP		224	16.58%
Celeste M. Szymanski	REP		405	29.98%
Write-in Votes			2	0.15%

REP Charlton Supervisor		REP	Total	
Number of Precincts			1	
Precincts Reporting			1	100.0 %
Times Counted	401/1212		33.1 %	
Total Votes			316	
Matthew J. Nowak	REP		169	53.48%
George Pewinski	REP		147	46.52%
Write-in Votes			0	0.00%

REP Charlton Clerk		REP	Total	
Number of Precincts			1	
Precincts Reporting			1	100.0 %
Times Counted	401/1212		33.1 %	
Total Votes			282	
Ivan H. Maschke	REP		282	100.00%
Write-in Votes			0	0.00%

REP Charlton Treasurer		REP	Total	
Number of Precincts			1	
Precincts Reporting			1	100.0 %
Times Counted	401/1212		33.1 %	
Total Votes			280	
Kimberly Samkowiak	REP		277	98.93%
Write-in Votes			3	1.07%

REP Charlton Trustee		REP	Total	
Number of Precincts			1	
Precincts Reporting			1	100.0 %
Times Counted	401/1212		33.1 %	
Total Votes			425	
R. Keith Huff	REP		216	50.82%
Michael McCarthy	REP		209	49.18%
Write-in Votes			0	0.00%

REP Chester Supervisor		REP	Total	
Number of Precincts			1	
Precincts Reporting			1	100.0 %
Times Counted	299/1170		25.6 %	
Total Votes			172	
Bonny T. Miller	REP		171	99.42%
Write-in Votes			1	0.58%

REP Chester Clerk		REP	Total	
Number of Precincts			1	
Precincts Reporting			1	100.0 %
Times Counted	299/1170		25.6 %	
Total Votes			172	
Melissa L. Szymanski	REP		171	99.42%
Write-in Votes			1	0.58%

REP Chester Treasurer		REP	Total	
Number of Precincts			1	
Precincts Reporting			1	100.0 %
Times Counted	299/1170		25.6 %	
Total Votes			178	
Barbara Lewandowski	REP		177	99.44%
Write-in Votes			1	0.56%

REP Chester Trustee		REP	Total	
Number of Precincts			1	
Precincts Reporting			1	100.0 %
Times Counted	299/1170		25.6 %	
Total Votes			158	
Jacqueline Keyser	REP		157	99.37%
Write-in Votes			1	0.63%

REP Corwith Supervisor		REP	Total	
Number of Precincts			1	
Precincts Reporting			1	100.0 %
Times Counted	478/1487		32.1 %	
Total Votes			398	
Vernon J. Kassuba	REP		210	52.76%
Hugo Andrew Noeske	REP		186	46.73%
Write-in Votes			2	0.50%

REP Corwith Clerk		REP	Total	
Number of Precincts			1	
Precincts Reporting			1	100.0 %
Times Counted	478/1487		32.1 %	
Total Votes			17	
Write-in Votes			17	100.00%

Election Summary Report Otsego County, MI 2016 General Primary

Date:08/03/16
Time:13:44:16
Page:4 of 13

Summary For Jurisdiction Wide, All Counters, All Races

Registered Voters 21144 - Cards Cast 5412 25.60%

Num. Report Precinct 17 - Num. Reporting 17 100.00%

REP Corwith Treasurer		REP	Total
Number of Precincts			1
Precincts Reporting		1	100.0 %
Times Counted	478/1487		32.1 %
Total Votes		285	
Lori L. Bush	REP	284	99.65%
Write-in Votes		1	0.35%

REP Elmira Supervisor		REP	Total
Number of Precincts			1
Precincts Reporting		1	100.0 %
Times Counted	359/1383		26.0 %
Total Votes		216	
Diane J. Franckowiak	REP	212	98.15%
Write-in Votes		4	1.85%

REP Corwith Trustee		REP	Total
Number of Precincts			1
Precincts Reporting		1	100.0 %
Times Counted	478/1487		32.1 %
Total Votes		290	
Thomas R. Loshaw	REP	284	97.93%
Write-in Votes		6	2.07%

REP Elmira Clerk		REP	Total
Number of Precincts			1
Precincts Reporting		1	100.0 %
Times Counted	359/1383		26.0 %
Total Votes		212	
Susan Schaedig	REP	210	99.06%
Write-in Votes		2	0.94%

REP Dover Supervisor		REP	Total
Number of Precincts			1
Precincts Reporting		1	100.0 %
Times Counted	161/512		31.4 %
Total Votes		105	
Thomas Murphy	REP	105	100.00%
Write-in Votes		0	0.00%

REP Elmira Treasnrer		REP	Total
Number of Precincts			1
Precincts Reporting		1	100.0 %
Times Counted	359/1383		26.0 %
Total Votes		216	
Diane Purgiel	REP	212	98.15%
Write-in Votes		4	1.85%

REP Dover Clerk		REP	Total
Number of Precincts			1
Precincts Reporting		1	100.0 %
Times Counted	161/512		31.4 %
Total Votes		5	
Write-in Votes		5	100.00%

REP Elmira Trustee		REP	Total
Number of Precincts			1
Precincts Reporting		1	100.0 %
Times Counted	359/1383		26.0 %
Total Votes		343	
Dale Holzschu	REP	174	50.73%
Leonard Skop	REP	167	48.69%
Write-in Votes		2	0.58%

REP Dover Treasurer		REP	Total
Number of Precincts			1
Precincts Reporting		1	100.0 %
Times Counted	161/512		31.4 %
Total Votes		112	
Diane M. House	REP	112	100.00%
Write-in Votes		0	0.00%

REP Hayes Supervisor		REP	Total
Number of Precincts			1
Precincts Reporting		1	100.0 %
Times Counted	519/2147		24.2 %
Total Votes		319	
Mary M. Sanders	REP	319	100.00%
Write-in Votes		0	0.00%

REP Dover Trustee		REP	Total
Number of Precincts			1
Precincts Reporting		1	100.0 %
Times Counted	161/512		31.4 %
Total Votes		108	
Robert Klee	REP	108	100.00%
Write-in Votes		0	0.00%

Election Summary Report

Otsego County, MI

2016 General Primary

Summary For Jurisdiction Wide, All Counters, All Races

Date:08/03/16

Time:13:44:16

Page:5 of 13

Registered Voters 21144 - Cards Cast 5412 25.60%

Num. Report Precinct 17 - Num. Reporting 17 100.00%

REP Hayes Clerk	REP	Total	
Number of Precincts		1	
Precincts Reporting		1	100.0 %
Times Counted	519/2147	24.2 %	
Total Votes		304	
Richard Ross	REP	301	99.01%
Write-in Votes		3	0.99%

REP Livingston Treasurer	REP	Total	
Number of Precincts		1	
Precincts Reporting		1	100.0 %
Times Counted	539/2159	25.0 %	
Total Votes		362	
Cheryl Prusakiewicz	REP	361	99.72%
Write-in Votes		1	0.28%

REP Hayes Treasurer	REP	Total	
Number of Precincts		1	
Precincts Reporting		1	100.0 %
Times Counted	519/2147	24.2 %	
Total Votes		362	
Jessie Geiger	REP	211	58.29%
Dana Stubli	REP	148	40.88%
Write-in Votes		3	0.83%

REP Livingston Trustee	REP	Total	
Number of Precincts		1	
Precincts Reporting		1	100.0 %
Times Counted	539/2159	25.0 %	
Total Votes		535	
Richard E. Carlson	REP	256	47.85%
Beth Dipzinski	REP	278	51.96%
Write-in Votes		1	0.19%

REP Hayes Trustee	REP	Total	
Number of Precincts		1	
Precincts Reporting		1	100.0 %
Times Counted	519/2147	24.2 %	
Total Votes		443	
Brad M. Kibourn	REP	193	43.57%
Daniel F. Wagar	REP	248	55.98%
Write-in Votes		2	0.45%

REP Otsego Lk Supervisor	REP	Total	
Number of Precincts		1	
Precincts Reporting		1	100.0 %
Times Counted	720/2571	28.0 %	
Total Votes		481	
Thomas H. Wagar	REP	474	98.54%
Write-in Votes		7	1.46%

REP Livingston Supervisor	REP	Total	
Number of Precincts		1	
Precincts Reporting		1	100.0 %
Times Counted	539/2159	25.0 %	
Total Votes		350	
Norman L Brecheisen	REP	348	99.43%
Write-in Votes		2	0.57%

REP Otsego Lk Clerk	REP	Total	
Number of Precincts		1	
Precincts Reporting		1	100.0 %
Times Counted	720/2571	28.0 %	
Total Votes		550	
Margaret Black	REP	388	70.55%
Brooke Joyner	REP	160	29.09%
Write-in Votes		2	0.36%

REP Livingston Clerk	REP	Total	
Number of Precincts		1	
Precincts Reporting		1	100.0 %
Times Counted	539/2159	25.0 %	
Total Votes		336	
Elizabeth Mench	REP	333	99.11%
Write-in Votes		3	0.89%

REP Otsego Lk Treasurer	REP	Total	
Number of Precincts		1	
Precincts Reporting		1	100.0 %
Times Counted	720/2571	28.0 %	
Total Votes		462	
Jerry L. Brown	REP	457	98.92%
Write-in Votes		5	1.08%

Election Summary Report

Otsego County, MI

2016 General Primary

Summary For Jurisdiction Wide, All Counters, All Races

Date:08/03/16

Time:13:44:16

Page:6 of 13

Registered Voters 21144 - Cards Cast 5412 25.60%

Num. Report Precinct 17 - Num. Reporting 17 100.00%

REP Otsego Lk Trustee		REP	Total
Number of Precincts			1
Precincts Reporting			1 100.0 %
Times Counted		720/2571	28.0 %
Total Votes			745
Mary Brown	REP	366	49.13%
Gary A. Johnson	REP	375	50.34%
Write-in Votes		4	0.54%

REP Del Bagley 1		REP	Total
Number of Precincts			1
Precincts Reporting			1 100.0 %
Times Counted		627/2253	27.8 %
Total Votes			6
Write-in Votes			6 100.00%

REP Otsego Lk Constable		REP	Total
Number of Precincts			1
Precincts Reporting			1 100.0 %
Times Counted		720/2571	28.0 %
Total Votes			445
Michael Coutant	REP	442	99.33%
Write-in Votes		3	0.67%

REP Del Bagley 2		REP	Total
Number of Precincts			1
Precincts Reporting			1 100.0 %
Times Counted		524/2622	20.0 %
Total Votes			287
Brenda Borton	REP	281	97.91%
Write-in Votes		6	2.09%

REP Del C-Gaylord W1P1		REP	Total
Number of Precincts			1
Precincts Reporting			1 100.0 %
Times Counted		175/1282	13.7 %
Total Votes			19
Write-in Votes			19 100.00%

REP Del Charlton 1		REP	Total
Number of Precincts			1
Precincts Reporting			1 100.0 %
Times Counted		401/1212	33.1 %
Total Votes			233
Joel R. Butler	REP	232	99.57%
Write-in Votes		1	0.43%

REP Del C-Gaylord W2P2		REP	Total
Number of Precincts			1
Precincts Reporting			1 100.0 %
Times Counted		247/1089	22.7 %
Total Votes			108
Ashley Hogge	REP	106	98.15%
Write-in Votes		2	1.85%

REP Del Chester 1		REP	Total
Number of Precincts			1
Precincts Reporting			1 100.0 %
Times Counted		299/1170	25.6 %
Total Votes			5
Write-in Votes			5 100.00%

REP Del C-Gaylord W3P3		REP	Total
Number of Precincts			1
Precincts Reporting			1 100.0 %
Times Counted		234/851	27.5 %
Total Votes			199
James M. Flint	REP	65	32.66%
Janet A. Flint	REP	72	36.18%
James Hogge	REP	59	29.65%
Write-in Votes		3	1.51%

REP Del Corwith 1		REP	Total
Number of Precincts			1
Precincts Reporting			1 100.0 %
Times Counted		478/1487	32.1 %
Total Votes			267
Ronald H. Smith	REP	258	96.63%
Anna Marie Deeter		7	2.62%
Write-in Votes		2	0.75%

REP Del Dover 1		REP	Total
Number of Precincts			1
Precincts Reporting			1 100.0 %
Times Counted		161/512	31.4 %
Total Votes			6
Write-in Votes			6 100.00%

Election Summary Report

Otsego County, MI

2016 General Primary

Summary For Jurisdiction Wide, All Counters, All Races

Date:08/03/16

Time:13:44:16

Page:7 of 13

Registered Voters 21144 - Cards Cast 5412 25.60%

Num. Report Precinct 17 - Num. Reporting 17 100.00%

REP Del Elmira 1		REP	Total	
Number of Precincts			1	
Precincts Reporting			1	100.0 %
Times Counted		359/1383		26.0 %
Total Votes			291	
Keisha Eckert	REP		140	48.11%
Stephenie Jacobson	REP		147	50.52%
Write-in Votes			4	1.37%

DEM D1 Rep in Congress		DEM	Total	
Number of Precincts			13	
Precincts Reporting			13	100.0 %
Times Counted		5283/20738		25.5 %
Total Votes			756	
Jerry Cannon	DEM		258	34.13%
Lon Johnson	DEM		497	65.74%
Write-in Votes			1	0.13%

REP Del Hayes 1		REP	Total	
Number of Precincts			1	
Precincts Reporting			1	100.0 %
Times Counted		519/2147		24.2 %
Total Votes			592	
Ken Borton	REP		241	40.71%
Sheldon B. Smith	REP		164	27.70%
Sue E. Wadel	REP		182	30.74%
Write-in Votes			5	0.84%

DEM D105 Representative		DEM	Total	
Number of Precincts			13	
Precincts Reporting			13	100.0 %
Times Counted		5283/20738		25.5 %
Total Votes			670	
Wyatt Knight	DEM		667	99.55%
Write-in Votes			3	0.45%

REP Del Livingston 1		REP	Total	
Number of Precincts			1	
Precincts Reporting			1	100.0 %
Times Counted		539/2159		25.0 %
Total Votes			862	
Lisa Huta	REP		211	24.48%
Robert Huta	REP		219	25.41%
Ethan Miracle	REP		213	24.71%
Shalyce Miracle	REP		207	24.01%
Write-in Votes			12	1.39%

DEM Prosecuting Attorney		DEM	Total	
Number of Precincts			13	
Precincts Reporting			13	100.0 %
Times Counted		5283/20738		25.5 %
Total Votes			75	
Write-in Votes			75	100.00%

REP Del Otsego Lk 1		REP	Total	
Number of Precincts			1	
Precincts Reporting			1	100.0 %
Times Counted		720/2571		28.0 %
Total Votes			1087	
Denise Pallarito	REP		341	31.37%
Robert Pallarito	REP		374	34.41%
Tony Sharkey	REP		355	32.66%
Daniel J. Blough			3	0.28%
Write-in Votes			14	1.29%

DEM County Sheriff		DEM	Total	
Number of Precincts			13	
Precincts Reporting			13	100.0 %
Times Counted		5283/20738		25.5 %
Total Votes			69	
Write-in Votes			69	100.00%

DEM County Clerk		DEM	Total	
Number of Precincts			13	
Precincts Reporting			13	100.0 %
Times Counted		5283/20738		25.5 %
Total Votes			67	
Write-in Votes			67	100.00%

DEM County Treasurer		DEM	Total	
Number of Precincts			13	
Precincts Reporting			13	100.0 %
Times Counted		5283/20738		25.5 %
Total Votes			66	
Write-in Votes			66	100.00%

Election Summary Report

Otsego County, MI

2016 General Primary

Summary For Jurisdiction Wide, All Counters, All Races

Date:08/03/16

Time:13:44:16

Page:8 of 13

Registered Voters 21144 - Cards Cast 5412 25.60%

Num. Report Precinct 17 - Num. Reporting 17 100.00%

DEM Road Commissioner	DEM	Total	
Number of Precincts		13	
Precincts Reporting		13	100.0 %
Times Counted	5283/20738		25.5 %
Total Votes		580	
Wm. Ed Tholl	DEM	580	100.00%
Write-in Votes		0	0.00%

DEM D5 Commissioner	DEM	Total	
Number of Precincts		1	
Precincts Reporting		1	100.0 %
Times Counted	720/2571		28.0 %
Total Votes		11	
Write-in Votes		11	100.00%

DEM County Surveyor	DEM	Total	
Number of Precincts		13	
Precincts Reporting		13	100.0 %
Times Counted	5283/20738		25.5 %
Total Votes		69	
Write-in Votes		69	100.00%

DEM D6 Commissioner	DEM	Total	
Number of Precincts		3	
Precincts Reporting		3	100.0 %
Times Counted	511/2483		20.6 %
Total Votes		3	
Write-in Votes		3	100.00%

DEM D1 Commissioner	DEM	Total	
Number of Precincts		3	
Precincts Reporting		3	100.0 %
Times Counted	452/2326		19.4 %
Total Votes		6	
Write-in Votes		6	100.00%

DEM D7 Commissioner	DEM	Total	
Number of Precincts		1	
Precincts Reporting		1	100.0 %
Times Counted	606/2100		28.9 %
Total Votes		3	
Write-in Votes		3	100.00%

DEM D2 Commissioner	DEM	Total	
Number of Precincts		2	
Precincts Reporting		2	100.0 %
Times Counted	556/2218		25.1 %
Total Votes		12	
Write-in Votes		12	100.00%

DEM D8 Commissioner	DEM	Total	
Number of Precincts		2	
Precincts Reporting		2	100.0 %
Times Counted	507/2205		23.0 %
Total Votes		12	
Write-in Votes		12	100.00%

DEM D3 Commissioner	DEM	Total	
Number of Precincts		3	
Precincts Reporting		3	100.0 %
Times Counted	685/2144		31.9 %
Total Votes		2	
Write-in Votes		2	100.00%

DEM D9 Commissioner	DEM	Total	
Number of Precincts		3	
Precincts Reporting		3	100.0 %
Times Counted	546/2309		23.6 %
Total Votes		8	
Write-in Votes		8	100.00%

DEM D4 Commissioner	DEM	Total	
Number of Precincts		2	
Precincts Reporting		2	100.0 %
Times Counted	700/2382		29.4 %
Total Votes		14	
Write-in Votes		14	100.00%

DEM Bagley Supervisor	DEM	Total	
Number of Precincts		2	
Precincts Reporting		2	100.0 %
Times Counted	1151/4875		23.6 %
Total Votes		8	
Write-in Votes		8	100.00%

Election Summary Report Otsego County, MI 2016 General Primary

Date:08/03/16
Time:13:44:16
Page:9 of 13

Summary For Jurisdiction Wide, All Counters, All Races

Registered Voters 21144 - Cards Cast 5412 25.60%

Num. Report Precinct 17 - Num. Reporting 17 100.00%

DEM Bagley Clerk	DEM	Total
Number of Precincts		2
Precincts Reporting		2 100.0 %
Times Counted	1151/4875	23.6 %
Total Votes		8
Write-in Votes		8 100.00%

DEM Charlton Trustee	DEM	Total
Number of Precincts		1
Precincts Reporting		1 100.0 %
Times Counted	401/1212	33.1 %
Total Votes		5
Write-in Votes		5 100.00%

DEM Bagley Treasurer	DEM	Total
Number of Precincts		2
Precincts Reporting		2 100.0 %
Times Counted	1151/4875	23.6 %
Total Votes		7
Write-in Votes		7 100.00%

DEM Chester Supervisor	DEM	Total
Number of Precincts		1
Precincts Reporting		1 100.0 %
Times Counted	299/1170	25.6 %
Total Votes		5
Write-in Votes		5 100.00%

DEM Bagley Trustee	DEM	Total
Number of Precincts		2
Precincts Reporting		2 100.0 %
Times Counted	1151/4875	23.6 %
Total Votes		9
Write-in Votes		9 100.00%

DEM Chester Clerk	DEM	Total
Number of Precincts		1
Precincts Reporting		1 100.0 %
Times Counted	299/1170	25.6 %
Total Votes		5
Write-in Votes		5 100.00%

DEM Charlton Supervisor	DEM	Total
Number of Precincts		1
Precincts Reporting		1 100.0 %
Times Counted	401/1212	33.1 %
Total Votes		4
Write-in Votes		4 100.00%

DEM Chester Treasurer	DEM	Total
Number of Precincts		1
Precincts Reporting		1 100.0 %
Times Counted	299/1170	25.6 %
Total Votes		4
Write-in Votes		4 100.00%

DEM Charlton Clerk	DEM	Total
Number of Precincts		1
Precincts Reporting		1 100.0 %
Times Counted	401/1212	33.1 %
Total Votes		4
Write-in Votes		4 100.00%

DEM Chester Trustee	DEM	Total
Number of Precincts		1
Precincts Reporting		1 100.0 %
Times Counted	299/1170	25.6 %
Total Votes		49
Wanda J. Basinski	DEM	27 55.10%
Jack Marlette	DEM	22 44.90%
Write-in Votes		0 0.00%

DEM Charlton Treasurer	DEM	Total
Number of Precincts		1
Precincts Reporting		1 100.0 %
Times Counted	401/1212	33.1 %
Total Votes		4
Write-in Votes		4 100.00%

DEM Corwith Supervisor	DEM	Total
Number of Precincts		1
Precincts Reporting		1 100.0 %
Times Counted	478/1487	32.1 %
Total Votes		1
Write-in Votes		1 100.00%

Election Summary Report Otsego County, MI 2016 General Primary

Date:08/03/16
Time:13:44:16
Page:10 of 13

Summary For Jurisdiction Wide, All Counters, All Races

Registered Voters 21144 - Cards Cast 5412 25.60%

Num. Report Precinct 17 - Num. Reporting 17 100.00%

DEM Corwith Clerk	DEM	Total	
Number of Precincts		1	
Precincts Reporting		1	100.0 %
Times Counted	478/1487		32.1 %
Total Votes		39	
Debbie Whitman	DEM	39	100.00%
Write-in Votes		0	0.00%

DEM Dover Trustee	DEM	Total	
Number of Precincts		1	
Precincts Reporting		1	100.0 %
Times Counted	161/512		31.4 %
Total Votes		13	
Rebecca House	DEM	13	100.00%
Write-in Votes		0	0.00%

DEM Corwith Treasurer	DEM	Total	
Number of Precincts		1	
Precincts Reporting		1	100.0 %
Times Counted	478/1487		32.1 %
Total Votes		0	
Write-in Votes		0	N/A

DEM Elmira Supervisor	DEM	Total	
Number of Precincts		1	
Precincts Reporting		1	100.0 %
Times Counted	359/1383		26.0 %
Total Votes		4	
Write-in Votes		4	100.00%

DEM Corwith Trustee	DEM	Total	
Number of Precincts		1	
Precincts Reporting		1	100.0 %
Times Counted	478/1487		32.1 %
Total Votes		45	
Patrick Coultas	DEM	45	100.00%
Write-in Votes		0	0.00%

DEM Elmira Clerk	DEM	Total	
Number of Precincts		1	
Precincts Reporting		1	100.0 %
Times Counted	359/1383		26.0 %
Total Votes		4	
Write-in Votes		4	100.00%

DEM Dover Supervisor	DEM	Total	
Number of Precincts		1	
Precincts Reporting		1	100.0 %
Times Counted	161/512		31.4 %
Total Votes		0	
Write-in Votes		0	N/A

DEM Elmira Treasurer	DEM	Total	
Number of Precincts		1	
Precincts Reporting		1	100.0 %
Times Counted	359/1383		26.0 %
Total Votes		4	
Write-in Votes		4	100.00%

DEM Dover Clerk	DEM	Total	
Number of Precincts		1	
Precincts Reporting		1	100.0 %
Times Counted	161/512		31.4 %
Total Votes		14	
Janet C. Kwapis	DEM	14	100.00%
Write-in Votes		0	0.00%

DEM Elmira Trustee	DEM	Total	
Number of Precincts		1	
Precincts Reporting		1	100.0 %
Times Counted	359/1383		26.0 %
Total Votes		4	
Write-in Votes		4	100.00%

DEM Dover Treasurer	DEM	Total	
Number of Precincts		1	
Precincts Reporting		1	100.0 %
Times Counted	161/512		31.4 %
Total Votes		0	
Write-in Votes		0	N/A

DEM Hayes Supervisor	DEM	Total	
Number of Precincts		1	
Precincts Reporting		1	100.0 %
Times Counted	519/2147		24.2 %
Total Votes		11	
Write-in Votes		11	100.00%

Election Summary Report
Otsego County, MI
2016 General Primary

Date:08/03/16
Time:13:44:16
Page:11 of 13

Summary For Jurisdiction Wide, All Counters, All Races

Registered Voters 21144 - Cards Cast 5412 25.60%

Num. Report Precinct 17 - Num. Reporting 17 100.00%

DEM Hayes Clerk	DEM	Total
Number of Precincts		1
Precincts Reporting		1 100.0 %
Times Counted	519/2147	24.2 %
Total Votes		11
Write-in Votes		11 100.00%

DEM Livingston Trustee	DEM	Total
Number of Precincts		1
Precincts Reporting		1 100.0 %
Times Counted	539/2159	25.0 %
Total Votes		5
Write-in Votes		5 100.00%

DEM Hayes Treasurer	DEM	Total
Number of Precincts		1
Precincts Reporting		1 100.0 %
Times Counted	519/2147	24.2 %
Total Votes		11
Write-in Votes		11 100.00%

DEM Otsego Lk Supervisor	DEM	Total
Number of Precincts		1
Precincts Reporting		1 100.0 %
Times Counted	720/2571	28.0 %
Total Votes		10
Write-in Votes		10 100.00%

DEM Hayes Trustee	DEM	Total
Number of Precincts		1
Precincts Reporting		1 100.0 %
Times Counted	519/2147	24.2 %
Total Votes		10
Write-in Votes		10 100.00%

DEM Otsego Lk Clerk	DEM	Total
Number of Precincts		1
Precincts Reporting		1 100.0 %
Times Counted	720/2571	28.0 %
Total Votes		10
Write-in Votes		10 100.00%

DEM Livingston Supervisor	DEM	Total
Number of Precincts		1
Precincts Reporting		1 100.0 %
Times Counted	539/2159	25.0 %
Total Votes		60
Brian Morgan	DEM	60 100.00%
Write-in Votes		0 0.00%

DEM Otsego Lk Treasurer	DEM	Total
Number of Precincts		1
Precincts Reporting		1 100.0 %
Times Counted	720/2571	28.0 %
Total Votes		10
Write-in Votes		10 100.00%

DEM Livingston Clerk	DEM	Total
Number of Precincts		1
Precincts Reporting		1 100.0 %
Times Counted	539/2159	25.0 %
Total Votes		5
Write-in Votes		5 100.00%

DEM Otsego Lk Trustee	DEM	Total
Number of Precincts		1
Precincts Reporting		1 100.0 %
Times Counted	720/2571	28.0 %
Total Votes		73
Mariah McLeod	DEM	72 98.63%
Write-in Votes		1 1.37%

DEM Livingston Treasurer	DEM	Total
Number of Precincts		1
Precincts Reporting		1 100.0 %
Times Counted	539/2159	25.0 %
Total Votes		5
Write-in Votes		5 100.00%

DEM Otsego Lk Constable	DEM	Total
Number of Precincts		1
Precincts Reporting		1 100.0 %
Times Counted	720/2571	28.0 %
Total Votes		8
Write-in Votes		8 100.00%

Election Summary Report
Otsego County, MI
2016 General Primary

Date:08/03/16
Time:13:44:16
Page:12 of 13

Summary For Jurisdiction Wide, All Counters, All Races

Registered Voters 21144 - Cards Cast 5412 25.60%

Num. Report Precinct 17 - Num. Reporting 17 100.00%

DEM Del Gaylord W1P1	DEM	Total
Number of Precincts	1	
Precincts Reporting	1	100.0 %
Times Counted	175/1282	13.7 %
Total Votes	11	
Write-in Votes	11	100.00%

DEM Del Gaylord W2P2	DEM	Total
Number of Precincts	1	
Precincts Reporting	1	100.0 %
Times Counted	247/1089	22.7 %
Total Votes	7	
Write-in Votes	7	100.00%

DEM Del Gaylord W3P3	DEM	Total
Number of Precincts	1	
Precincts Reporting	1	100.0 %
Times Counted	234/851	27.5 %
Total Votes	4	
Write-in Votes	4	100.00%

DEM Del Bagley 1	DEM	Total
Number of Precincts	1	
Precincts Reporting	1	100.0 %
Times Counted	627/2253	27.8 %
Total Votes	2	
Write-in Votes	2	100.00%

DEM Del Bagley 2	DEM	Total
Number of Precincts	1	
Precincts Reporting	1	100.0 %
Times Counted	524/2622	20.0 %
Total Votes	6	
Write-in Votes	6	100.00%

DEM Del Charlton 1	DEM	Total
Number of Precincts	1	
Precincts Reporting	1	100.0 %
Times Counted	401/1212	33.1 %
Total Votes	5	
Write-in Votes	5	100.00%

DEM Del Chester 1	DEM	Total
Number of Precincts	1	
Precincts Reporting	1	100.0 %
Times Counted	299/1170	25.6 %
Total Votes	38	
J. Calo	DEM	15 39.47%
William Light	DEM	23 60.53%
Write-in Votes	0	0.00%

DEM Del Corwith 1	DEM	Total
Number of Precincts	1	
Precincts Reporting	1	100.0 %
Times Counted	478/1487	32.1 %
Total Votes	2	
Write-in Votes	2	100.00%

DEM Del Dover 1	DEM	Total
Number of Precincts	1	
Precincts Reporting	1	100.0 %
Times Counted	161/512	31.4 %
Total Votes	0	
Write-in Votes	0	N/A

DEM Del Elmira 1	DEM	Total
Number of Precincts	1	
Precincts Reporting	1	100.0 %
Times Counted	359/1383	26.0 %
Total Votes	5	
Write-in Votes	5	100.00%

DEM Del Hayes 1	DEM	Total
Number of Precincts	1	
Precincts Reporting	1	100.0 %
Times Counted	519/2147	24.2 %
Total Votes	80	
Teresa Brightman	DEM	44 55.00%
Carol S. Leser	DEM	34 42.50%
Write-in Votes	2	2.50%

DEM Del Livingston 1	DEM	Total
Number of Precincts	1	
Precincts Reporting	1	100.0 %
Times Counted	539/2159	25.0 %
Total Votes	68	
William Wieske	DEM	68 100.00%
Write-in Votes	0	0.00%

Election Summary Report
Otsego County, MI
2016 General Primary

Date:08/03/16
Time:13:44:16
Page:13 of 13

Summary For Jurisdiction Wide, All Counters, All Races

Registered Voters 21144 - Cards Cast 5412 25.60%

Num. Report Precinct 17 - Num. Reporting 17 100.00%

DEM Del Otsego Lk 1	DEM	Total	
Number of Precincts		1	
Precincts Reporting		1	100.0 %
Times Counted	720/2571		28.0 %
Total Votes		81	
Denise Matteini	DEM	81	100.00%
Write-in Votes		0	0.00%

Elmira Twp Fire Prop	Total	
Number of Precincts	2	
Precincts Reporting	2	100.0 %
Times Counted	434/1565	27.7 %
Total Votes	347	
YES	259	74.64%
NO	88	25.36%

Judge 46th Circ Crt	Total	
Number of Precincts	13	
Precincts Reporting	13	100.0 %
Times Counted	5284/20738	25.5 %
Total Votes	4421	
Michael T. Edwards	1403	31.73%
Kevin L. Hesselink	1676	37.91%
Colin G. Hunter	747	16.90%
Jason Thompson	581	13.14%
Write-in Votes	14	0.32%

Vanderbilt Schl Prop	Total	
Number of Precincts	6	
Precincts Reporting	6	100.0 %
Times Counted	550/1780	30.9 %
Total Votes	478	
YES	237	49.58%
NO	241	50.42%

County Parks Prop	Total	
Number of Precincts	13	
Precincts Reporting	13	100.0 %
Times Counted	5284/20738	25.5 %
Total Votes	4660	
YES	2882	61.85%
NO	1778	38.15%

Charlton PIEG Prop	Total	
Number of Precincts	1	
Precincts Reporting	1	100.0 %
Times Counted	401/1212	33.1 %
Total Votes	351	
YES	244	69.52%
NO	107	30.48%

Corwith Tw Fire Prop	Total	
Number of Precincts	1	
Precincts Reporting	1	100.0 %
Times Counted	478/1487	32.1 %
Total Votes	406	
YES	262	64.53%
NO	144	35.47%

Statement of Votes Cast
Otsego County, MI
2016 General Primary

Date:08/03/16
Time:13:57:06
Page:1 of 257

SOVC For Jurisdiction Wide, All Counters, All Races

	TURN OUT		
	Reg. Voters	Cards Cast	% Turnout
Jurisdiction Wide			
City of Gaylord, Ward 1, Precinct 1			
Polling	1282	175	13.65%
AVCB (if used)	1282	0	0.00%
Total	1282	175	13.65%
City of Gaylord, Ward 2, Precinct 2			
Polling	1089	247	22.68%
AVCB (if used)	1089	0	0.00%
Total	1089	247	22.68%
City of Gaylord, Ward 3, Precinct 3			
Polling	851	235	27.61%
AVCB (if used)	851	0	0.00%
Total	851	235	27.61%
Bagley Township Precinct 1			
Polling	2253	425	18.86%
AVCB (if used)	2253	202	8.97%
Total	2253	627	27.83%
Bagley Township Precinct 2			
Polling	2622	316	12.05%
AVCB (if used)	2622	208	7.93%
Total	2622	524	19.98%
Charlton Township, Precinct 1			
Polling	1212	401	33.09%
AVCB (if used)	1212	0	0.00%
Total	1212	401	33.09%
Chester Township, Precinct 1			
Polling	1170	299	25.56%
AVCB (if used)	1170	0	0.00%
Total	1170	299	25.56%
Corwith Township, Precinct 1			
Polling	1487	478	32.15%
AVCB (if used)	1487	0	0.00%
Total	1487	478	32.15%
Dover Township, Precinct 1			
Polling	512	161	31.45%
AVCB (if used)	512	0	0.00%
Total	512	161	31.45%
Elmira Township, Precinct 1			
Polling	1383	359	25.96%
AVCB (if used)	1383	0	0.00%
Total	1383	359	25.96%
Hayes Township Precinct 1			
Polling	2147	519	24.17%
AVCB (if used)	2147	0	0.00%
Total	2147	519	24.17%
Livingston Twp Precinct 1			
Polling	2159	539	24.97%
AVCB (if used)	2159	0	0.00%
Total	2159	539	24.97%
Otsego Lake Twp Precinct 1			
Polling	2571	720	28.00%
AVCB (if used)	2571	0	0.00%
Total	2571	720	28.00%
ANTRIM Warner Twp P1			
Polling	182	75	41.21%
AVCB (if used)	182	0	0.00%
Total	182	75	41.21%
CHARLEVOIX Chandler Twp P1V			
Polling	62	21	33.87%

Statement of Votes Cast
Otsego County, MI
2016 General Primary

Date:08/03/16
Time:13:57:06
Page:2 of 257

SOVC For Jurisdiction Wide, All Counters, All Races

	TURN OUT		
	Reg. Voters	Cards Cast	% Turnout
AVCB (if used)	62	0	0.00%
Total	62	21	33.87%
CHARLEVOIX Hudson Twp P1V			
Polling	125	22	17.60%
AVCB (if used)	125	0	0.00%
Total	125	22	17.60%
CHEBOYGAN Wilnot Twp P1V			
Polling	37	10	27.03%
AVCB (if used)	37	0	0.00%
Total	37	10	27.03%
Total			
Polling	21144	5002	23.66%
AVCB (if used)	21144	410	1.94%
Total	21144	5412	25.60%

Date:08/03/16
Time:13:57:06
Page:3 of 257

	REP D1 Rep in Congress											
	Reg. Voters	Times Counted	Total Votes	Jason Allen (REP)		Jack Bergman (REP)		Tom Casperson (REP)		Write-In Votes		
Jurisdiction Wide												
City of Gaylord, Ward 1, Precinct 1												
Polling		175	124	51	41.13%	46	37.10%	25	20.16%	2	1.61%	
AVCB (if used)	1282	0	0	0	-	0	-	0	-	0	-	
Total	1282	175	124	51	41.13%	46	37.10%	25	20.16%	2	1.61%	
City of Gaylord, Ward 2, Precinct 2												
Polling	1089	247	173	70	40.46%	61	35.26%	42	24.28%	0	0.00%	
AVCB (if used)	1089	0	0	0	-	0	-	0	-	0	-	
Total	1089	247	173	70	40.46%	61	35.26%	42	24.28%	0	0.00%	
City of Gaylord, Ward 3, Precinct 3												
Polling	851	235	177	60	33.90%	80	45.20%	37	20.90%	0	0.00%	
AVCB (if used)	851	0	0	0	-	0	-	0	-	0	-	
Total	851	235	177	60	33.90%	80	45.20%	37	20.90%	0	0.00%	
Bagley Township Precinct 1												
Polling	2253	425	342	112	32.75%	152	44.44%	77	22.51%	1	0.29%	
AVCB (if used)	2253	202	143	35	24.48%	60	41.96%	48	33.57%	0	0.00%	
Total	2253	627	485	147	30.31%	212	43.71%	125	25.77%	1	0.21%	
Bagley Township Precinct 2												
Polling	2622	316	242	69	28.51%	109	45.04%	62	25.62%	2	0.83%	
AVCB (if used)	2622	208	140	38	27.14%	77	55.00%	25	17.86%	0	0.00%	
Total	2622	524	382	107	28.01%	186	48.69%	87	22.77%	2	0.52%	
Charlton Township, Precinct 1												
Polling	1212	401	293	90	30.72%	101	34.47%	102	34.81%	0	0.00%	
AVCB (if used)	1212	0	0	0	-	0	-	0	-	0	-	
Total	1212	401	293	90	30.72%	101	34.47%	102	34.81%	0	0.00%	
Chester Township, Precinct 1												
Polling	1170	299	216	66	30.56%	85	39.35%	63	29.17%	2	0.93%	
AVCB (if used)	1170	0	0	0	-	0	-	0	-	0	-	
Total	1170	299	216	66	30.56%	85	39.35%	63	29.17%	2	0.93%	
Corwith Township, Precinct 1												
Polling	1487	478	363	127	34.99%	156	42.98%	79	21.76%	1	0.28%	
AVCB (if used)	1487	0	0	0	-	0	-	0	-	0	-	
Total	1487	478	363	127	34.99%	156	42.98%	79	21.76%	1	0.28%	
Dover Township, Precinct 1												
Polling	512	161	111	47	42.34%	31	27.93%	33	29.73%	0	0.00%	
AVCB (if used)	512	0	0	0	-	0	-	0	-	0	-	
Total	512	161	111	47	42.34%	31	27.93%	33	29.73%	0	0.00%	
Elmira Township, Precinct 1												
Polling	1383	359	259	87	33.59%	107	41.31%	64	24.71%	1	0.39%	
AVCB (if used)	1383	0	0	0	-	0	-	0	-	0	-	
Total	1383	359	259	87	33.59%	107	41.31%	64	24.71%	1	0.39%	
Hayes Township Precinct 1												
Polling	2147	519	378	138	36.51%	146	38.62%	91	24.07%	3	0.79%	
AVCB (if used)	2147	0	0	0	-	0	-	0	-	0	-	
Total	2147	519	378	138	36.51%	146	38.62%	91	24.07%	3	0.79%	
Livingston Twp Precinct 1												
Polling	2159	539	406	149	36.70%	143	35.22%	110	27.09%	4	0.99%	
AVCB (if used)	2159	0	0	0	-	0	-	0	-	0	-	
Total	2159	539	406	149	36.70%	143	35.22%	110	27.09%	4	0.99%	
Otsego Lake Twp Precinct 1												
Polling	2571	720	550	183	33.27%	227	41.27%	138	25.09%	2	0.36%	
AVCB (if used)	2571	0	0	0	-	0	-	0	-	0	-	
Total	2571	720	550	183	33.27%	227	41.27%	138	25.09%	2	0.36%	
ANTRIM Warner Twp P1												
Polling	-	-	-	-	-	-	-	-	-	-	-	
AVCB (if used)	-	-	-	-	-	-	-	-	-	-	-	
Total	-	-	-	-	-	-	-	-	-	-	-	
CHARLEVOIX Chandler Twp P1V												
Polling	-	-	-	-	-	-	-	-	-	-	-	

Statement of Votes Cast
Otsego County, MI
2016 General Primary

Date:08/03/16
Time:13:57:06
Page:4 of 257

SOVC For Jurisdiction Wide, All Counters, All Races

	REP D1 Rep in Congress									
	Reg. Voters	Times Counted	Total Votes	Jason Allen (REP)		Jack Bergman (REP)		Tom Casperson (REP)		Write-In Votes
AVCB (if used)	-	-	-	-	-	-	-	-	-	-
Total	-	-	-	-	-	-	-	-	-	-
CHARLEVOIX Hudson Twp P1V										
Polling	-	-	-	-	-	-	-	-	-	-
AVCB (if used)	-	-	-	-	-	-	-	-	-	-
Total	-	-	-	-	-	-	-	-	-	-
CHEBOYGAN Wilmot Twp P1V										
Polling	-	-	-	-	-	-	-	-	-	-
AVCB (if used)	-	-	-	-	-	-	-	-	-	-
Total	-	-	-	-	-	-	-	-	-	-
Total										
Polling	20738	4874	3634	1249	34.37%	1444	39.74%	923	25.40%	18 0.50%
AVCB (if used)	20738	410	283	73	25.80%	137	48.41%	73	25.80%	0 0.00%
Total	20738	5284	3917	1322	33.75%	1581	40.36%	996	25.43%	18 0.46%

Statement of Votes Cast
Otsego County, MI
2016 General Primary
SOVC For Jurisdiction Wide, All Counters, All Races

Date:08/03/16
Time:13:57:06
Page:5 of 257

	REP D105 Representative						
	Reg. Voters	Times Counted	Total Votes	Triston S. Cole (REP)		Write-In Votes	
Jurisdiction Wide							
City of Gaylord, Ward 1, Precinct 1							
Polling	1282	175	114	111	97.37%	3	2.63%
AVCB (if used)	1282	0	0	0	-	0	-
Total	1282	175	114	111	97.37%	3	2.63%
City of Gaylord, Ward 2, Precinct 2							
Polling	1089	247	151	150	99.34%	1	0.66%
AVCB (if used)	1089	0	0	0	-	0	-
Total	1089	247	151	150	99.34%	1	0.66%
City of Gaylord, Ward 3, Precinct 3							
Polling	851	235	155	154	99.35%	1	0.65%
AVCB (if used)	851	0	0	0	-	0	-
Total	851	235	155	154	99.35%	1	0.65%
Bagley Township Precinct 1							
Polling	2253	425	307	303	98.70%	4	1.30%
AVCB (if used)	2253	202	116	116	100.00%	0	0.00%
Total	2253	627	423	419	99.05%	4	0.95%
Bagley Township Precinct 2							
Polling	2622	316	210	205	97.62%	5	2.38%
AVCB (if used)	2622	208	124	124	100.00%	0	0.00%
Total	2622	524	334	329	98.50%	5	1.50%
Charlton Township, Precinct 1							
Polling	1212	401	270	269	99.63%	1	0.37%
AVCB (if used)	1212	0	0	0	-	0	-
Total	1212	401	270	269	99.63%	1	0.37%
Chester Township, Precinct 1							
Polling	1170	299	180	179	99.44%	1	0.56%
AVCB (if used)	1170	0	0	0	-	0	-
Total	1170	299	180	179	99.44%	1	0.56%
Corwith Township, Precinct 1							
Polling	1487	478	287	285	99.30%	2	0.70%
AVCB (if used)	1487	0	0	0	-	0	-
Total	1487	478	287	285	99.30%	2	0.70%
Dover Township, Precinct 1							
Polling	512	161	101	101	100.00%	0	0.00%
AVCB (if used)	512	0	0	0	-	0	-
Total	512	161	101	101	100.00%	0	0.00%
Elmira Township, Precinct 1							
Polling	1383	359	216	214	99.07%	2	0.93%
AVCB (if used)	1383	0	0	0	-	0	-
Total	1383	359	216	214	99.07%	2	0.93%
Hayes Township Precinct 1							
Polling	2147	519	331	325	98.19%	6	1.81%
AVCB (if used)	2147	0	0	0	-	0	-
Total	2147	519	331	325	98.19%	6	1.81%
Livingston Twp Precinct 1							
Polling	2159	539	349	344	98.57%	5	1.43%
AVCB (if used)	2159	0	0	0	-	0	-
Total	2159	539	349	344	98.57%	5	1.43%
Otsego Lake Twp Precinct 1							
Polling	2571	720	480	477	99.38%	3	0.63%
AVCB (if used)	2571	0	0	0	-	0	-
Total	2571	720	480	477	99.38%	3	0.63%
ANTRIM Warner Twp P1							
Polling	-	-	-	-	-	-	-
AVCB (if used)	-	-	-	-	-	-	-
Total	-	-	-	-	-	-	-
CHARLEVOIX Chandler Twp P1V							
Polling	-	-	-	-	-	-	-

Statement of Votes Cast
Otsego County, MI
2016 General Primary

Date:08/03/16
Time:13:57:06
Page:6 of 257

SOVC For Jurisdiction Wide, All Counters, All Races

	REP D105 Representative						
	Reg. Voters	Times Counted	Total Votes	Triston S. Cole (REP)		Write-In Votes	
AVCB (if used)	-	-	-	-	-	-	-
Total	-	-	-	-	-	-	-
CHARLEVOIX Hudson Twp P1V							
Polling	-	-	-	-	-	-	-
AVCB (if used)	-	-	-	-	-	-	-
Total	-	-	-	-	-	-	-
CHEBOYGAN Wilmot Twp P1V							
Polling	-	-	-	-	-	-	-
AVCB (if used)	-	-	-	-	-	-	-
Total	-	-	-	-	-	-	-
Total							
Polling	20738	4874	3151	3117	98.92%	34	1.08%
AVCB (if used)	20738	410	240	240	100.00%	0	0.00%
Total	20738	5284	3391	3357	99.00%	34	1.00%

Date:08/03/16
Time:13:57:06
Page:7 of 257

	REP Prosecuting Attorney								
	Reg. Voters	Times Counted	Total Votes	Brendan Curran (REP)		Mike Rola (REP)		Write-In Votes	
Jurisdiction Wide									
City of Gaylord, Ward 1, Precinct 1									
Polling	1282	175	127	73	57.48%	54	42.52%	0	0.00%
AVCB (if used)	1282	0	0	0	-	0	-	0	-
Total	1282	175	127	73	57.48%	54	42.52%	0	0.00%
City of Gaylord, Ward 2, Precinct 2									
Polling	1089	247	175	92	52.57%	83	47.43%	0	0.00%
AVCB (if used)	1089	0	0	0	-	0	-	0	-
Total	1089	247	175	92	52.57%	83	47.43%	0	0.00%
City of Gaylord, Ward 3, Precinct 3									
Polling	851	235	183	95	51.91%	87	47.54%	1	0.55%
AVCB (if used)	851	0	0	0	-	0	-	0	-
Total	851	235	183	95	51.91%	87	47.54%	1	0.55%
Bagley Township Precinct 1									
Polling	2253	425	357	187	52.38%	169	47.34%	1	0.28%
AVCB (if used)	2253	202	143	67	46.85%	75	52.45%	1	0.70%
Total	2253	627	500	254	50.80%	244	48.80%	2	0.40%
Bagley Township Precinct 2									
Polling	2622	316	243	125	51.44%	118	48.56%	0	0.00%
AVCB (if used)	2622	208	133	49	36.84%	84	63.16%	0	0.00%
Total	2622	524	376	174	46.28%	202	53.72%	0	0.00%
Charlton Township, Precinct 1									
Polling	1212	401	290	142	48.97%	148	51.03%	0	0.00%
AVCB (if used)	1212	0	0	0	-	0	-	0	-
Total	1212	401	290	142	48.97%	148	51.03%	0	0.00%
Chester Township, Precinct 1									
Polling	1170	299	221	120	54.30%	100	45.25%	1	0.45%
AVCB (if used)	1170	0	0	0	-	0	-	0	-
Total	1170	299	221	120	54.30%	100	45.25%	1	0.45%
Corwith Township, Precinct 1									
Polling	1487	478	356	194	54.49%	162	45.51%	0	0.00%
AVCB (if used)	1487	0	0	0	-	0	-	0	-
Total	1487	478	356	194	54.49%	162	45.51%	0	0.00%
Dover Township, Precinct 1									
Polling	512	161	119	71	59.66%	48	40.34%	0	0.00%
AVCB (if used)	512	0	0	0	-	0	-	0	-
Total	512	161	119	71	59.66%	48	40.34%	0	0.00%
Elmira Township, Precinct 1									
Polling	1383	359	262	144	54.96%	118	45.04%	0	0.00%
AVCB (if used)	1383	0	0	0	-	0	-	0	-
Total	1383	359	262	144	54.96%	118	45.04%	0	0.00%
Hayes Township Precinct 1									
Polling	2147	519	367	190	51.77%	177	48.23%	0	0.00%
AVCB (if used)	2147	0	0	0	-	0	-	0	-
Total	2147	519	367	190	51.77%	177	48.23%	0	0.00%
Livingston Twp Precinct 1									
Polling	2159	539	417	208	49.88%	209	50.12%	0	0.00%
AVCB (if used)	2159	0	0	0	-	0	-	0	-
Total	2159	539	417	208	49.88%	209	50.12%	0	0.00%
Otsego Lake Twp Precinct 1									
Polling	2571	720	538	267	49.63%	271	50.37%	0	0.00%
AVCB (if used)	2571	0	0	0	-	0	-	0	-
Total	2571	720	538	267	49.63%	271	50.37%	0	0.00%
ANTRIM Warner Twp P1									
Polling	-	-	-	-	-	-	-	-	-
AVCB (if used)	-	-	-	-	-	-	-	-	-
Total	-	-	-	-	-	-	-	-	-
CHARLEVOIX Chandler Twp P1V									
Polling	-	-	-	-	-	-	-	-	-

Statement of Votes Cast
Otsego County, MI
2016 General Primary

Date:08/03/16
Time:13:57:06
Page:8 of 257

SOVC For Jurisdiction Wide, All Counters, All Races

	REP Prosecuting Attorney							
	Reg. Voters	Times Counted	Total Votes	Brendan Curran (REP)		Mike Rola (REP)		Write-In Votes
AVCB (if used)	-	-	-	-	-	-	-	-
Total	-	-	-	-	-	-	-	-
CHARLEVOIX Hudson Twp P1V	-	-	-	-	-	-	-	-
Polling	-	-	-	-	-	-	-	-
AVCB (if used)	-	-	-	-	-	-	-	-
Total	-	-	-	-	-	-	-	-
CHEBOYGAN Wilmot Twp P1V	-	-	-	-	-	-	-	-
Polling	-	-	-	-	-	-	-	-
AVCB (if used)	-	-	-	-	-	-	-	-
Total	-	-	-	-	-	-	-	-
Total								
Polling	20738	4874	3655	1908	52.20%	1744	47.72%	3 0.08%
AVCB (if used)	20738	410	276	116	42.03%	159	57.61%	1 0.36%
Total	20738	5284	3931	2024	51.49%	1903	48.41%	4 0.10%

Statement of Votes Cast
Otsego County, MI
2016 General Primary

Date:08/03/16
Time:13:57:06
Page:9 of 257

SOVC For Jurisdiction Wide, All Counters, All Races

	REP County Sheriff						
	Reg. Voters	Times Counted	Total Votes	Matthew J. Nowicki (REP)		Write-In Votes	
Jurisdiction Wide							
City of Gaylord, Ward 1, Precinct 1							
Polling	1282	175	114	112 98.25%	2	1.75%	
AVCB (if used)	1282	0	0	0 -	0	-	
Total	1282	175	114	112 98.25%	2	1.75%	
City of Gaylord, Ward 2, Precinct 2							
Polling	1089	247	162	161 99.38%	1	0.62%	
AVCB (if used)	1089	0	0	0 -	0	-	
Total	1089	247	162	161 99.38%	1	0.62%	
City of Gaylord, Ward 3, Precinct 3							
Polling	851	235	166	163 98.19%	3	1.81%	
AVCB (if used)	851	0	0	0 -	0	-	
Total	851	235	166	163 98.19%	3	1.81%	
Bagley Township Precinct 1							
Polling	2253	425	327	325 99.39%	2	0.61%	
AVCB (if used)	2253	202	128	128 100.00%	0	0.00%	
Total	2253	627	455	453 99.56%	2	0.44%	
Bagley Township Precinct 2							
Polling	2622	316	221	220 99.55%	1	0.45%	
AVCB (if used)	2622	208	120	120 100.00%	0	0.00%	
Total	2622	524	341	340 99.71%	1	0.29%	
Charlton Township, Precinct 1							
Polling	1212	401	289	288 99.65%	1	0.35%	
AVCB (if used)	1212	0	0	0 -	0	-	
Total	1212	401	289	288 99.65%	1	0.35%	
Chester Township, Precinct 1							
Polling	1170	299	201	200 99.50%	1	0.50%	
AVCB (if used)	1170	0	0	0 -	0	-	
Total	1170	299	201	200 99.50%	1	0.50%	
Corwith Township, Precinct 1							
Polling	1487	478	319	319 100.00%	0	0.00%	
AVCB (if used)	1487	0	0	0 -	0	-	
Total	1487	478	319	319 100.00%	0	0.00%	
Dover Township, Precinct 1							
Polling	512	161	116	116 100.00%	0	0.00%	
AVCB (if used)	512	0	0	0 -	0	-	
Total	512	161	116	116 100.00%	0	0.00%	
Elmira Township, Precinct 1							
Polling	1383	359	235	234 99.57%	1	0.43%	
AVCB (if used)	1383	0	0	0 -	0	-	
Total	1383	359	235	234 99.57%	1	0.43%	
Hayes Township Precinct 1							
Polling	2147	519	340	338 99.41%	2	0.59%	
AVCB (if used)	2147	0	0	0 -	0	-	
Total	2147	519	340	338 99.41%	2	0.59%	
Livingston Twp Precinct 1							
Polling	2159	539	376	374 99.47%	2	0.53%	
AVCB (if used)	2159	0	0	0 -	0	-	
Total	2159	539	376	374 99.47%	2	0.53%	
Otsego Lake Twp Precinct 1							
Polling	2571	720	512	509 99.41%	3	0.59%	
AVCB (if used)	2571	0	0	0 -	0	-	
Total	2571	720	512	509 99.41%	3	0.59%	
ANTRIM Warner Twp P1							
Polling	-	-	-	- -	-	-	
AVCB (if used)	-	-	-	- -	-	-	
Total	-	-	-	- -	-	-	
CHARLEVOIX Chandler Twp P1V							
Polling	-	-	-	- -	-	-	

Statement of Votes Cast
Otsego County, MI
2016 General Primary

Date:08/03/16
Time:13:57:06
Page:10 of 257

SOVC For Jurisdiction Wide, All Counters, All Races

	REP County Sheriff					
	Reg. Voters	Times Counted	Total Votes	Matthew J. Nowicki (REP)	Write-In Votes	
AVCB (if used)	-	-	-	-	-	-
Total	-	-	-	-	-	-
CHARLEVOIX Hudson Twp P1V						
Polling	-	-	-	-	-	-
AVCB (if used)	-	-	-	-	-	-
Total	-	-	-	-	-	-
CHEBOYGAN Wilmot Twp P1V						
Polling	-	-	-	-	-	-
AVCB (if used)	-	-	-	-	-	-
Total	-	-	-	-	-	-
Total						
Polling	20738	4874	3378	3359 99.44%	19 0.56%	
AVCB (if used)	20738	410	248	248 100.00%	0 0.00%	
Total	20738	5284	3626	3607 99.48%	19 0.52%	

Statement of Votes Cast
Otsego County, MI
2016 General Primary
SOVC For Jurisdiction Wide, All Counters, All Races

Date:08/03/16
Time:13:57:06
Page:11 of 257

	REP County Clerk					
	Reg. Voters	Times Counted	Total Votes	Susan I. DeFeyer (REP)	Write-In Votes	
Jurisdiction Wide						
City of Gaylord, Ward 1, Precinct 1						
Polling	1282	175	113	109 96.46%	4 3.54%	
AVCB (if used)	1282	0	0	0 -	0 -	
Total	1282	175	113	109 96.46%	4 3.54%	
City of Gaylord, Ward 2, Precinct 2						
Polling	1089	247	156	156 100.00%	0 0.00%	
AVCB (if used)	1089	0	0	0 -	0 -	
Total	1089	247	156	156 100.00%	0 0.00%	
City of Gaylord, Ward 3, Precinct 3						
Polling	851	235	162	161 99.38%	1 0.62%	
AVCB (if used)	851	0	0	0 -	0 -	
Total	851	235	162	161 99.38%	1 0.62%	
Bagley Township Precinct 1						
Polling	2253	425	309	307 99.35%	2 0.65%	
AVCB (if used)	2253	202	126	126 100.00%	0 0.00%	
Total	2253	627	435	433 99.54%	2 0.46%	
Bagley Township Precinct 2						
Polling	2622	316	209	208 99.52%	1 0.48%	
AVCB (if used)	2622	208	115	115 100.00%	0 0.00%	
Total	2622	524	324	323 99.69%	1 0.31%	
Charlton Township, Precinct 1						
Polling	1212	401	276	276 100.00%	0 0.00%	
AVCB (if used)	1212	0	0	0 -	0 -	
Total	1212	401	276	276 100.00%	0 0.00%	
Chester Township, Precinct 1						
Polling	1170	299	187	185 98.93%	2 1.07%	
AVCB (if used)	1170	0	0	0 -	0 -	
Total	1170	299	187	185 98.93%	2 1.07%	
Corwith Township, Precinct 1						
Polling	1487	478	303	302 99.67%	1 0.33%	
AVCB (if used)	1487	0	0	0 -	0 -	
Total	1487	478	303	302 99.67%	1 0.33%	
Dover Township, Precinct 1						
Polling	512	161	105	105 100.00%	0 0.00%	
AVCB (if used)	512	0	0	0 -	0 -	
Total	512	161	105	105 100.00%	0 0.00%	
Elmira Township, Precinct 1						
Polling	1383	359	223	222 99.55%	1 0.45%	
AVCB (if used)	1383	0	0	0 -	0 -	
Total	1383	359	223	222 99.55%	1 0.45%	
Hayes Township Precinct 1						
Polling	2147	519	340	335 98.53%	5 1.47%	
AVCB (if used)	2147	0	0	0 -	0 -	
Total	2147	519	340	335 98.53%	5 1.47%	
Livingston Twp Precinct 1						
Polling	2159	539	364	363 99.73%	1 0.27%	
AVCB (if used)	2159	0	0	0 -	0 -	
Total	2159	539	364	363 99.73%	1 0.27%	
Otsego Lake Twp Precinct 1						
Polling	2571	720	510	507 99.41%	3 0.59%	
AVCB (if used)	2571	0	0	0 -	0 -	
Total	2571	720	510	507 99.41%	3 0.59%	
ANTRIM Warner Twp P1						
Polling	-	-	-	- -	- -	
AVCB (if used)	-	-	-	- -	- -	
Total	-	-	-	- -	- -	
CHARLEVOIX Chandler Twp P1V						
Polling	-	-	-	- -	- -	

Statement of Votes Cast
Otsego County, MI
2016 General Primary

Date:08/03/16
Time:13:57:06
Page:12 of 257

SOVC For Jurisdiction Wide, All Counters, All Races

	REP County Clerk						
	Reg. Voters	Times Counted	Total Votes	Susan L. DeFeyter (REP)		Write-In Votes	
AVCB (if used)	-	-	-	-	-	-	-
Total	-	-	-	-	-	-	-
CHARLEVOIX Hudson Twp P1V							
Polling	-	-	-	-	-	-	-
AVCB (if used)	-	-	-	-	-	-	-
Total	-	-	-	-	-	-	-
CHEBOYGAN Wilmot Twp P1V							
Polling	-	-	-	-	-	-	-
AVCB (if used)	-	-	-	-	-	-	-
Total	-	-	-	-	-	-	-
Total							
Polling	20738	4874	3257	3236	99.36%	21	0.64%
AVCB (if used)	20738	410	241	241	100.00%	0	0.00%
Total	20738	5284	3498	3477	99.40%	21	0.60%

Statement of Votes Cast
Otsego County, MI
2016 General Primary

Date:08/03/16
Time:13:57:06
Page:13 of 257

SOVC For Jurisdiction Wide, All Counters, All Races

	REP County Treasurer					
	Reg. Voters	Times Counted	Total Votes	Diann Axford (REP)	Write-In Votes	
Jurisdiction Wide						
City of Gaylord, Ward 1, Precinct 1						
Polling	1282	175	108	104 96.30%	4 3.70%	
AVCB (if used)	1282	0	0	0 -	0 -	
Total	1282	175	108	104 96.30%	4 3.70%	
City of Gaylord, Ward 2, Precinct 2						
Polling	1089	247	145	145 100.00%	0 0.00%	
AVCB (if used)	1089	0	0	0 -	0 -	
Total	1089	247	145	145 100.00%	0 0.00%	
City of Gaylord, Ward 3, Precinct 3						
Polling	851	235	155	153 98.71%	2 1.29%	
AVCB (if used)	851	0	0	0 -	0 -	
Total	851	235	155	153 98.71%	2 1.29%	
Bagley Township Precinct 1						
Polling	2253	425	299	297 99.33%	2 0.67%	
AVCB (if used)	2253	202	122	122 100.00%	0 0.00%	
Total	2253	627	421	419 99.52%	2 0.48%	
Bagley Township Precinct 2						
Polling	2622	316	210	209 99.52%	1 0.48%	
AVCB (if used)	2622	208	113	113 100.00%	0 0.00%	
Total	2622	524	323	322 99.69%	1 0.31%	
Charlton Township, Precinct 1						
Polling	1212	401	274	274 100.00%	0 0.00%	
AVCB (if used)	1212	0	0	0 -	0 -	
Total	1212	401	274	274 100.00%	0 0.00%	
Chester Township, Precinct 1						
Polling	1170	299	180	179 99.44%	1 0.56%	
AVCB (if used)	1170	0	0	0 -	0 -	
Total	1170	299	180	179 99.44%	1 0.56%	
Corwith Township, Precinct 1						
Polling	1487	478	287	286 99.65%	1 0.35%	
AVCB (if used)	1487	0	0	0 -	0 -	
Total	1487	478	287	286 99.65%	1 0.35%	
Dover Township, Precinct 1						
Polling	512	161	112	111 99.11%	1 0.89%	
AVCB (if used)	512	0	0	0 -	0 -	
Total	512	161	112	111 99.11%	1 0.89%	
Elmira Township, Precinct 1						
Polling	1383	359	210	209 99.52%	1 0.48%	
AVCB (if used)	1383	0	0	0 -	0 -	
Total	1383	359	210	209 99.52%	1 0.48%	
Hayes Township Precinct 1						
Polling	2147	519	315	308 97.78%	7 2.22%	
AVCB (if used)	2147	0	0	0 -	0 -	
Total	2147	519	315	308 97.78%	7 2.22%	
Livingston Twp Precinct 1						
Polling	2159	539	358	356 99.44%	2 0.56%	
AVCB (if used)	2159	0	0	0 -	0 -	
Total	2159	539	358	356 99.44%	2 0.56%	
Otsego Lake Twp Precinct 1						
Polling	2571	720	489	485 99.18%	4 0.82%	
AVCB (if used)	2571	0	0	0 -	0 -	
Total	2571	720	489	485 99.18%	4 0.82%	
ANTRIM Warner Twp P1						
Polling	-	-	-	- -	- -	
AVCB (if used)	-	-	-	- -	- -	
Total	-	-	-	- -	- -	
CHARLEVOIX Chandler Twp P1V						
Polling	-	-	-	- -	- -	

Statement of Votes Cast
Otsego County, MI
2016 General Primary

Date:08/03/16
Time:13:57:06
Page:14 of 257

SOVC For Jurisdiction Wide, All Counters, All Races

	REP County Treasurer					
	Reg. Voters	Times Counted	Total Votes	Diann Axford (REP)		Write-In Votes
AVCB (if used)	-	-	-	-	-	-
Total	-	-	-	-	-	-
CHARLEVOIX Hudson Twp P1V						
Polling	-	-	-	-	-	-
AVCB (if used)	-	-	-	-	-	-
Total	-	-	-	-	-	-
CHEBOYGAN Wilmot Twp P1V						
Polling	-	-	-	-	-	-
AVCB (if used)	-	-	-	-	-	-
Total	-	-	-	-	-	-
Total						
Polling	20738	4874	3142	3116	99.17%	26 0.83%
AVCB (if used)	20738	410	235	235	100.00%	0 0.00%
Total	20738	5284	3377	3351	99.23%	26 0.77%

Date:08/03/16
Time:13:57:06
Page:15 of 257

	REP Road Commissioner										
	Reg. Voters	Times Counted	Total Votes	David M. Bennett (REP)		Troy Huff (REP)		Bret A. Miller (REP)		Larry Miller (REP)	
Jurisdiction Wide											
City of Gaylord, Ward 1, Precinct 1											
Polling	1282	175	120	29	24.17%	58	48.33%	20	16.67%	12	10.00%
AVCB (if used)	1282	0	0	0	-	0	-	0	-	0	-
Total	1282	175	120	29	24.17%	58	48.33%	20	16.67%	12	10.00%
City of Gaylord, Ward 2, Precinct 2											
Polling	1089	247	168	44	26.19%	77	45.83%	33	19.64%	14	8.33%
AVCB (if used)	1089	0	0	0	-	0	-	0	-	0	-
Total	1089	247	168	44	26.19%	77	45.83%	33	19.64%	14	8.33%
City of Gaylord, Ward 3, Precinct 3											
Polling	851	235	176	48	27.27%	60	34.09%	58	32.95%	9	5.11%
AVCB (if used)	851	0	0	0	-	0	-	0	-	0	-
Total	851	235	176	48	27.27%	60	34.09%	58	32.95%	9	5.11%
Bagley Township Precinct 1											
Polling	2253	425	333	86	25.83%	127	38.14%	88	26.43%	30	9.01%
AVCB (if used)	2253	202	142	36	25.35%	52	36.62%	40	28.17%	14	9.86%
Total	2253	627	475	122	25.68%	179	37.68%	128	26.95%	44	9.26%
Bagley Township Precinct 2											
Polling	2622	316	230	70	30.43%	82	35.65%	58	25.22%	19	8.26%
AVCB (if used)	2622	208	126	48	38.10%	45	35.71%	23	18.25%	10	7.94%
Total	2622	524	356	118	33.15%	127	35.67%	81	22.75%	29	8.15%
Charlton Township, Precinct 1											
Polling	1212	401	307	43	14.01%	177	57.65%	72	23.45%	15	4.89%
AVCB (if used)	1212	0	0	0	-	0	-	0	-	0	-
Total	1212	401	307	43	14.01%	177	57.65%	72	23.45%	15	4.89%
Chester Township, Precinct 1											
Polling	1170	299	221	48	21.72%	74	33.48%	87	39.37%	11	4.98%
AVCB (if used)	1170	0	0	0	-	0	-	0	-	0	-
Total	1170	299	221	48	21.72%	74	33.48%	87	39.37%	11	4.98%
Corwith Township, Precinct 1											
Polling	1487	478	324	71	21.91%	144	44.44%	58	17.90%	49	15.12%
AVCB (if used)	1487	0	0	0	-	0	-	0	-	0	-
Total	1487	478	324	71	21.91%	144	44.44%	58	17.90%	49	15.12%
Dover Township, Precinct 1											
Polling	512	161	124	15	12.10%	75	60.48%	31	25.00%	3	2.42%
AVCB (if used)	512	0	0	0	-	0	-	0	-	0	-
Total	512	161	124	15	12.10%	75	60.48%	31	25.00%	3	2.42%
Elmira Township, Precinct 1											
Polling	1383	359	235	56	23.83%	85	36.17%	76	32.34%	18	7.66%
AVCB (if used)	1383	0	0	0	-	0	-	0	-	0	-
Total	1383	359	235	56	23.83%	85	36.17%	76	32.34%	18	7.66%
Hayes Township Precinct 1											
Polling	2147	519	339	69	20.35%	139	41.00%	94	27.73%	34	10.03%
AVCB (if used)	2147	0	0	0	-	0	-	0	-	0	-
Total	2147	519	339	69	20.35%	139	41.00%	94	27.73%	34	10.03%
Livingston Twp Precinct 1											
Polling	2159	539	394	89	22.59%	119	30.20%	140	35.53%	45	11.42%
AVCB (if used)	2159	0	0	0	-	0	-	0	-	0	-
Total	2159	539	394	89	22.59%	119	30.20%	140	35.53%	45	11.42%
Otsego Lake Twp Precinct 1											
Polling	2571	720	515	184	35.73%	186	36.12%	92	17.86%	51	9.90%
AVCB (if used)	2571	0	0	0	-	0	-	0	-	0	-
Total	2571	720	515	184	35.73%	186	36.12%	92	17.86%	51	9.90%
ANTRIM Warner Twp P1											
Polling	-	-	-	-	-	-	-	-	-	-	-
AVCB (if used)	-	-	-	-	-	-	-	-	-	-	-
Total	-	-	-	-	-	-	-	-	-	-	-
CHARLEVOIX Chandler Twp P1V											
Polling	-	-	-	-	-	-	-	-	-	-	-

Statement of Votes Cast
Otsego County, MI
2016 General Primary

Date:08/03/16
Time:13:57:06
Page:16 of 257

SOVC For Jurisdiction Wide, All Counters, All Races

	REP Road Commissioner										
	Reg. Voters	Times Counted	Total Votes	David M. Bennett (REP)		Troy Huff (REP)		Bret A. Miller (REP)		Larry Miller (REP)	
AVCB (if used)	-	-	-	-	-	-	-	-	-	-	-
Total	-	-	-	-	-	-	-	-	-	-	-
CHARLEVOIX Hudson Twp P1V											
Polling	-	-	-	-	-	-	-	-	-	-	-
AVCB (if used)	-	-	-	-	-	-	-	-	-	-	-
Total	-	-	-	-	-	-	-	-	-	-	-
CHEBOYGAN Wilmot Twp P1V											
Polling	-	-	-	-	-	-	-	-	-	-	-
AVCB (if used)	-	-	-	-	-	-	-	-	-	-	-
Total	-	-	-	-	-	-	-	-	-	-	-
Total											
Polling	20738	4874	3486	852	24.44%	1403	40.25%	907	26.02%	310	8.89%
AVCB (if used)	20738	410	268	84	31.34%	97	36.19%	63	23.51%	24	8.96%
Total	20738	5284	3754	936	24.93%	1500	39.96%	970	25.84%	334	8.90%

Statement of Votes Cast
Otsego County, MI
2016 General Primary

Date:08/03/16
Time:13:57:06
Page:17 of 257

SOVC For Jurisdiction Wide, All Counters, All Races

	REP Road Commissioner		REP County Surveyor					
	Write-In Votes		Reg. Voters	Times Counted	Total Votes	Ronald C. Brand		Write-In Votes
Jurisdiction Wide								
City of Gaylord, Ward 1, Precinct 1								
Polling	1	0.83%	1282	175	9	0	0.00%	9 100.00%
AVCB (if used)	0	-	1282	0	0	0	-	0 -
Total	1	0.83%	1282	175	9	0	0.00%	9 100.00%
City of Gaylord, Ward 2, Precinct 2								
Polling	0	0.00%	1089	247	13	5	38.46%	8 61.54%
AVCB (if used)	0	-	1089	0	0	0	-	0 -
Total	0	0.00%	1089	247	13	5	38.46%	8 61.54%
City of Gaylord, Ward 3, Precinct 3								
Polling	1	0.57%	851	234	6	1	16.67%	5 83.33%
AVCB (if used)	0	-	851	0	0	0	-	0 -
Total	1	0.57%	851	234	6	1	16.67%	5 83.33%
Bagley Township Precinct 1								
Polling	2	0.60%	2253	425	15	5	33.33%	10 66.67%
AVCB (if used)	0	0.00%	2253	202	1	0	0.00%	1 100.00%
Total	2	0.42%	2253	627	16	5	31.25%	11 68.75%
Bagley Township Precinct 2								
Polling	1	0.43%	2622	316	10	2	20.00%	8 80.00%
AVCB (if used)	0	0.00%	2622	208	0	0	-	0 -
Total	1	0.28%	2622	524	10	2	20.00%	8 80.00%
Charlton Township, Precinct 1								
Polling	0	0.00%	1212	401	12	0	0.00%	12 100.00%
AVCB (if used)	0	-	1212	0	0	0	-	0 -
Total	0	0.00%	1212	401	12	0	0.00%	12 100.00%
Chester Township, Precinct 1								
Polling	1	0.45%	1170	299	5	0	0.00%	5 100.00%
AVCB (if used)	0	-	1170	0	0	0	-	0 -
Total	1	0.45%	1170	299	5	0	0.00%	5 100.00%
Corwith Township, Precinct 1								
Polling	2	0.62%	1487	478	16	0	0.00%	16 100.00%
AVCB (if used)	0	-	1487	0	0	0	-	0 -
Total	2	0.62%	1487	478	16	0	0.00%	16 100.00%
Dover Township, Precinct 1								
Polling	0	0.00%	512	161	6	0	0.00%	6 100.00%
AVCB (if used)	0	-	512	0	0	0	-	0 -
Total	0	0.00%	512	161	6	0	0.00%	6 100.00%
Elmira Township, Precinct 1								
Polling	0	0.00%	1383	359	16	7	43.75%	9 56.25%
AVCB (if used)	0	-	1383	0	0	0	-	0 -
Total	0	0.00%	1383	359	16	7	43.75%	9 56.25%
Hayes Township Precinct 1								
Polling	3	0.88%	2147	519	19	7	36.84%	12 63.16%
AVCB (if used)	0	-	2147	0	0	0	-	0 -
Total	3	0.88%	2147	519	19	7	36.84%	12 63.16%
Livingston Twp Precinct 1								
Polling	1	0.25%	2159	539	18	1	5.56%	17 94.44%
AVCB (if used)	0	-	2159	0	0	0	-	0 -
Total	1	0.25%	2159	539	18	1	5.56%	17 94.44%
Otsego Lake Twp Precinct 1								
Polling	2	0.39%	2571	720	32	2	6.25%	30 93.75%
AVCB (if used)	0	-	2571	0	0	0	-	0 -
Total	2	0.39%	2571	720	32	2	6.25%	30 93.75%
ANTRIM Warner Twp P1								
Polling	-	-	-	-	-	-	-	-
AVCB (if used)	-	-	-	-	-	-	-	-
Total	-	-	-	-	-	-	-	-
CHARLEVOIX Chandler Twp P1V								
Polling	-	-	-	-	-	-	-	-

Statement of Votes Cast
Otsego County, MI
2016 General Primary

Date:08/03/16
Time:13:57:06
Page:18 of 257

SOVC For Jurisdiction Wide, All Counters, All Races

	REP Road Commissioner		REP County Surveyor						
	Write-In Votes		Reg. Voters	Times Counted	Total Votes	Ronald C. Brand		Write-In Votes	
AVCB (if used)	-	-	-	-	-	-	-	-	-
Total	-	-	-	-	-	-	-	-	-
CHARLEVOIX Hudson Twp P1V	-	-	-	-	-	-	-	-	-
Polling	-	-	-	-	-	-	-	-	-
AVCB (if used)	-	-	-	-	-	-	-	-	-
Total	-	-	-	-	-	-	-	-	-
CHEBOYGAN Wilmot Twp P1V	-	-	-	-	-	-	-	-	-
Polling	-	-	-	-	-	-	-	-	-
AVCB (if used)	-	-	-	-	-	-	-	-	-
Total	-	-	-	-	-	-	-	-	-
Total	-	-	-	-	-	-	-	-	-
Polling	14	0.40%	20738	4873	177	30	16.95%	147	83.05%
AVCB (if used)	0	0.00%	20738	410	1	0	0.00%	1	100.00%
Total	14	0.37%	20738	5283	178	30	16.85%	148	83.15%

Statement of Votes Cast
Otsego County, MI
2016 General Primary

Date:08/03/16
Time:13:57:06
Page:19 of 257

SOVC For Jurisdiction Wide, All Counters, All Races

	REP D1 Commissioner						
	Reg. Voters	Times Counted	Total Votes	Julie Powers-Gehman (REP)		Write-In Votes	
Jurisdiction Wide							
City of Gaylord, Ward 1, Precinct 1							
Polling	1282	175	110	107 97.27%		3	2.73%
AVCB (if used)	1282	0	0	0 -		0	-
Total	1282	175	110	107 97.27%		3	2.73%
City of Gaylord, Ward 2, Precinct 2							
Polling	-	-	-	- -		-	-
AVCB (if used)	-	-	-	- -		-	-
Total	-	-	-	- -		-	-
City of Gaylord, Ward 3, Precinct 3							
Polling	851	235	149	147 98.66%		2	1.34%
AVCB (if used)	851	0	0	0 -		0	-
Total	851	235	149	147 98.66%		2	1.34%
Bagley Township Precinct 1							
Polling	-	-	-	- -		-	-
AVCB (if used)	-	-	-	- -		-	-
Total	-	-	-	- -		-	-
Bagley Township Precinct 2							
Polling	-	-	-	- -		-	-
AVCB (if used)	-	-	-	- -		-	-
Total	-	-	-	- -		-	-
Charlton Township, Precinct 1							
Polling	-	-	-	- -		-	-
AVCB (if used)	-	-	-	- -		-	-
Total	-	-	-	- -		-	-
Chester Township, Precinct 1							
Polling	-	-	-	- -		-	-
AVCB (if used)	-	-	-	- -		-	-
Total	-	-	-	- -		-	-
Corwith Township, Precinct 1							
Polling	-	-	-	- -		-	-
AVCB (if used)	-	-	-	- -		-	-
Total	-	-	-	- -		-	-
Dover Township, Precinct 1							
Polling	-	-	-	- -		-	-
AVCB (if used)	-	-	-	- -		-	-
Total	-	-	-	- -		-	-
Elmira Township, Precinct 1							
Polling	-	-	-	- -		-	-
AVCB (if used)	-	-	-	- -		-	-
Total	-	-	-	- -		-	-
Hayes Township Precinct 1							
Polling	-	-	-	- -		-	-
AVCB (if used)	-	-	-	- -		-	-
Total	-	-	-	- -		-	-
Livingston Twp Precinct 1							
Polling	193	43	29	29 100.00%		0	0.00%
AVCB (if used)	193	0	0	0 -		0	-
Total	193	43	29	29 100.00%		0	0.00%
Otsego Lake Twp Precinct 1							
Polling	-	-	-	- -		-	-
AVCB (if used)	-	-	-	- -		-	-
Total	-	-	-	- -		-	-
ANTRIM Warner Twp P1							
Polling	-	-	-	- -		-	-
AVCB (if used)	-	-	-	- -		-	-
Total	-	-	-	- -		-	-
CHARLEVOIX Chandler Twp P1V							
Polling	-	-	-	- -		-	-

Statement of Votes Cast
Otsego County, MI
2016 General Primary

Date:08/03/16
Time:13:57:06
Page:20 of 257

SOVC For Jurisdiction Wide, All Counters, All Races

	REP D1 Commissioner					
	Reg. Voters	Times Counted	Total Votes	Julie Powers-Gehman (REP)	Write-In Votes	
AVCB (if used)	-	-	-	-	-	-
Total	-	-	-	-	-	-
CHARLEVOIX Hudson Twp P1V						
Polling	-	-	-	-	-	-
AVCB (if used)	-	-	-	-	-	-
Total	-	-	-	-	-	-
CHEBOYGAN Wilmot Twp P1V						
Polling	-	-	-	-	-	-
AVCB (if used)	-	-	-	-	-	-
Total	-	-	-	-	-	-
Total						
Polling	2326	453	288	283 98.26%	5	1.74%
AVCB (if used)	2326	0	0	0 -	0	-
Total	2326	453	288	283 98.26%	5	1.74%

Statement of Votes Cast
Otsego County, MI
2016 General Primary

Date:08/03/16
Time:13:57:06
Page:21 of 257

SOVC For Jurisdiction Wide, All Counters, All Races

	REP D2 Commissioner						
	Reg. Voters	Times Counted	Total Votes	Paul M. Beachnau (REP)		Write-In Votes	
Jurisdiction Wide							
City of Gaylord, Ward 1, Precinct 1							
Polling	-	-	-	-	-	-	-
AVCB (if used)	-	-	-	-	-	-	-
Total	-	-	-	-	-	-	-
City of Gaylord, Ward 2, Precinct 2							
Polling	1089	247	139	138	99.28%	1	0.72%
AVCB (if used)	1089	0	0	0	-	0	-
Total	1089	247	139	138	99.28%	1	0.72%
City of Gaylord, Ward 3, Precinct 3							
Polling	-	-	-	-	-	-	-
AVCB (if used)	-	-	-	-	-	-	-
Total	-	-	-	-	-	-	-
Bagley Township Precinct 1							
Polling	-	-	-	-	-	-	-
AVCB (if used)	-	-	-	-	-	-	-
Total	-	-	-	-	-	-	-
Bagley Township Precinct 2							
Polling	-	-	-	-	-	-	-
AVCB (if used)	-	-	-	-	-	-	-
Total	-	-	-	-	-	-	-
Charlton Township, Precinct 1							
Polling	-	-	-	-	-	-	-
AVCB (if used)	-	-	-	-	-	-	-
Total	-	-	-	-	-	-	-
Chester Township, Precinct 1							
Polling	-	-	-	-	-	-	-
AVCB (if used)	-	-	-	-	-	-	-
Total	-	-	-	-	-	-	-
Corwith Township, Precinct 1							
Polling	-	-	-	-	-	-	-
AVCB (if used)	-	-	-	-	-	-	-
Total	-	-	-	-	-	-	-
Dover Township, Precinct 1							
Polling	-	-	-	-	-	-	-
AVCB (if used)	-	-	-	-	-	-	-
Total	-	-	-	-	-	-	-
Elmira Township, Precinct 1							
Polling	-	-	-	-	-	-	-
AVCB (if used)	-	-	-	-	-	-	-
Total	-	-	-	-	-	-	-
Hayes Township Precinct 1							
Polling	-	-	-	-	-	-	-
AVCB (if used)	-	-	-	-	-	-	-
Total	-	-	-	-	-	-	-
Livingston Twp Precinct 1							
Polling	1129	309	177	174	98.31%	3	1.69%
AVCB (if used)	1129	0	0	0	-	0	-
Total	1129	309	177	174	98.31%	3	1.69%
Otsego Lake Twp Precinct 1							
Polling	-	-	-	-	-	-	-
AVCB (if used)	-	-	-	-	-	-	-
Total	-	-	-	-	-	-	-
ANTRIM Warner Twp P1							
Polling	-	-	-	-	-	-	-
AVCB (if used)	-	-	-	-	-	-	-
Total	-	-	-	-	-	-	-
CHARLEVOIX Chandler Twp P1V							
Polling	-	-	-	-	-	-	-

Statement of Votes Cast
Otsego County, MI
2016 General Primary

Date:08/03/16
Time:13:57:06
Page:22 of 257

SOVC For Jurisdiction Wide, All Counters, All Races

	REP D2 Commissioner					
	Reg. Voters	Times Counted	Total Votes	Paul M. Beachnau (REP)	Write-In Votes	
AVCB (if used)	-	-	-	-	-	-
Total	-	-	-	-	-	-
CHARLEVOIX Hudson Twp P1V						
Polling	-	-	-	-	-	-
AVCB (if used)	-	-	-	-	-	-
Total	-	-	-	-	-	-
CHEBOYGAN Wilmot Twp P1V						
Polling	-	-	-	-	-	-
AVCB (if used)	-	-	-	-	-	-
Total	-	-	-	-	-	-
Total						
Polling	2218	556	316	312 98.73%	4	1.27%
AVCB (if used)	2218	0	0	0 -	0	-
Total	2218	556	316	312 98.73%	4	1.27%

Date:08/03/16
Time:13:57:06
Page:23 of 257

[illegible]

Statement of Votes Cast
Otsego County, MI
2016 General Primary

Date:08/03/16
Time:13:57:06
Page:24 of 257

SOVC For Jurisdiction Wide, All Counters, All Races

	REP D3 Commissioner									
	Reg. Voters	Times Counted	Total Votes	Paul Liss (REP)		Ronald H. Smith (REP)		Write-In Votes		
AVCB (if used)	-	-	-	-	-	-	-	-	-	-
Total	-	-	-	-	-	-	-	-	-	-
CHARLEVOIX Hudson Twp P1V										
Polling	-	-	-	-	-	-	-	-	-	-
AVCB (if used)	-	-	-	-	-	-	-	-	-	-
Total	-	-	-	-	-	-	-	-	-	-
CHEBOYGAN Wilmot Twp P1V										
Polling	-	-	-	-	-	-	-	-	-	-
AVCB (if used)	-	-	-	-	-	-	-	-	-	-
Total	-	-	-	-	-	-	-	-	-	-
Total										
Polling	2144	685	500	297	59.40%	202	40.40%	1	0.20%	
AVCB (if used)	2144	0	0	0	-	0	-	0	-	
Total	2144	685	500	297	59.40%	202	40.40%	1	0.20%	

Date:08/03/16
Time:13:57:06
Page:25 of 257

	REP D4 Commissioner											
	Reg. Voters	Times Counted	Total Votes	Jeff Borowiak (REP)		Robert H. Harkness (REP)		Duane Switalski (REP)		Write-In Votes		
Jurisdiction Wide												
City of Gaylord, Ward 1, Precinct 1												
Polling	-	-	-	-	-	-	-	-	-	-	-	
AVCB (if used)	-	-	-	-	-	-	-	-	-	-	-	
Total	-	-	-	-	-	-	-	-	-	-	-	
City of Gaylord, Ward 2, Precinct 2												
Polling	-	-	-	-	-	-	-	-	-	-	-	
AVCB (if used)	-	-	-	-	-	-	-	-	-	-	-	
Total	-	-	-	-	-	-	-	-	-	-	-	
City of Gaylord, Ward 3, Precinct 3												
Polling	-	-	-	-	-	-	-	-	-	-	-	
AVCB (if used)	-	-	-	-	-	-	-	-	-	-	-	
Total	-	-	-	-	-	-	-	-	-	-	-	
Bagley Township Precinct 1												
Polling	-	-	-	-	-	-	-	-	-	-	-	
AVCB (if used)	-	-	-	-	-	-	-	-	-	-	-	
Total	-	-	-	-	-	-	-	-	-	-	-	
Bagley Township Precinct 2												
Polling	-	-	-	-	-	-	-	-	-	-	-	
AVCB (if used)	-	-	-	-	-	-	-	-	-	-	-	
Total	-	-	-	-	-	-	-	-	-	-	-	
Charlton Township, Precinct 1												
Polling	1212	401	295	61	20.68%	69	23.39%	165	55.93%	0	0.00%	
AVCB (if used)	1212	0	0	0	-	0	-	0	-	0	-	
Total	1212	401	295	61	20.68%	69	23.39%	165	55.93%	0	0.00%	
Chester Township, Precinct 1												
Polling	1170	299	218	65	29.82%	73	33.49%	78	35.78%	2	0.92%	
AVCB (if used)	1170	0	0	0	-	0	-	0	-	0	-	
Total	1170	299	218	65	29.82%	73	33.49%	78	35.78%	2	0.92%	
Corwith Township, Precinct 1												
Polling	-	-	-	-	-	-	-	-	-	-	-	
AVCB (if used)	-	-	-	-	-	-	-	-	-	-	-	
Total	-	-	-	-	-	-	-	-	-	-	-	
Dover Township, Precinct 1												
Polling	-	-	-	-	-	-	-	-	-	-	-	
AVCB (if used)	-	-	-	-	-	-	-	-	-	-	-	
Total	-	-	-	-	-	-	-	-	-	-	-	
Elmira Township, Precinct 1												
Polling	-	-	-	-	-	-	-	-	-	-	-	
AVCB (if used)	-	-	-	-	-	-	-	-	-	-	-	
Total	-	-	-	-	-	-	-	-	-	-	-	
Hayes Township Precinct 1												
Polling	-	-	-	-	-	-	-	-	-	-	-	
AVCB (if used)	-	-	-	-	-	-	-	-	-	-	-	
Total	-	-	-	-	-	-	-	-	-	-	-	
Livingston Twp Precinct 1												
Polling	-	-	-	-	-	-	-	-	-	-	-	
AVCB (if used)	-	-	-	-	-	-	-	-	-	-	-	
Total	-	-	-	-	-	-	-	-	-	-	-	
Otsego Lake Twp Precinct 1												
Polling	-	-	-	-	-	-	-	-	-	-	-	
AVCB (if used)	-	-	-	-	-	-	-	-	-	-	-	
Total	-	-	-	-	-	-	-	-	-	-	-	
ANTRIM Warner Twp P1												
Polling	-	-	-	-	-	-	-	-	-	-	-	
AVCB (if used)	-	-	-	-	-	-	-	-	-	-	-	
Total	-	-	-	-	-	-	-	-	-	-	-	
CHARLEVOIX Chandler Twp P1V												
Polling	-	-	-	-	-	-	-	-	-	-	-	

Statement of Votes Cast
Otsego County, MI
2016 General Primary

Date:08/03/16
Time:13:57:06
Page:26 of 257

SOVC For Jurisdiction Wide, All Counters, All Races

	REP D4 Commissioner									
	Reg. Voters	Times Counted	Total Votes	Jeff Borowiak (REP)		Robert H. Harkness (REP)		Duane Switalski (REP)		Write-In Votes
AVCB (if used)	-	-	-	-	-	-	-	-	-	-
Total	-	-	-	-	-	-	-	-	-	-
CHARLEVOIX Hudson Twp P1V	-	-	-	-	-	-	-	-	-	-
Polling	-	-	-	-	-	-	-	-	-	-
AVCB (if used)	-	-	-	-	-	-	-	-	-	-
Total	-	-	-	-	-	-	-	-	-	-
CHEBOYGAN Wilmot Twp P1V	-	-	-	-	-	-	-	-	-	-
Polling	-	-	-	-	-	-	-	-	-	-
AVCB (if used)	-	-	-	-	-	-	-	-	-	-
Total	-	-	-	-	-	-	-	-	-	-
Total										
Polling	2382	700	513	126	24.56%	142	27.68%	243	47.37%	2 0.39%
AVCB (if used)	2382	0	0	0	-	0	-	0	-	0 -
Total	2382	700	513	126	24.56%	142	27.68%	243	47.37%	2 0.39%

Date:08/03/16
Time:13:57:06
Page:27 of 257

[illegible]

Statement of Votes Cast
Otsego County, MI
2016 General Primary

Date:08/03/16
Time:13:57:06
Page:28 of 257

SOVC For Jurisdiction Wide, All Counters, All Races

	REP D5 Commissioner									
	Reg. Voters	Times Counted	Total Votes	Bruce Fasel (REP)		Robert Pallarito (REP)		Randy Stults (REP)		Write-In Votes
AVCB (if used)	-	-	-	-	-	-	-	-	-	-
Total	-	-	-	-	-	-	-	-	-	-
CHARLEVOIX Hudson Twp P1V										
Polling	-	-	-	-	-	-	-	-	-	-
AVCB (if used)	-	-	-	-	-	-	-	-	-	-
Total	-	-	-	-	-	-	-	-	-	-
CHEBOYGAN Wilmot Twp P1V										
Polling	-	-	-	-	-	-	-	-	-	-
AVCB (if used)	-	-	-	-	-	-	-	-	-	-
Total	-	-	-	-	-	-	-	-	-	-
Total										
Polling	2571	720	525	166	31.62%	217	41.33%	141	26.86%	1 0.19%
AVCB (if used)	2571	0	0	0	-	0	-	0	-	0 -
Total	2571	720	525	166	31.62%	217	41.33%	141	26.86%	1 0.19%

Statement of Votes Cast
Otsego County, MI
2016 General Primary
SOVC For Jurisdiction Wide, All Counters, All Races

Date:08/03/16
Time:13:57:06
Page:29 of 257

	REP D6 Commissioner					
	Reg. Voters	Times Counted	Total Votes	Kenneth R. Glasser (REP)	Write-In Votes	
Jurisdiction Wide						
City of Gaylord, Ward 1, Precinct 1						
Polling	-	-	-	-	-	-
AVCB (if used)	-	-	-	-	-	-
Total	-	-	-	-	-	-
City of Gaylord, Ward 2, Precinct 2						
Polling	-	-	-	-	-	-
AVCB (if used)	-	-	-	-	-	-
Total	-	-	-	-	-	-
City of Gaylord, Ward 3, Precinct 3						
Polling	-	-	-	-	-	-
AVCB (if used)	-	-	-	-	-	-
Total	-	-	-	-	-	-
Bagley Township Precinct 1						
Polling	153	15	9	9 100.00%	0	0.00%
AVCB (if used)	153	6	0	0 -	0	-
Total	153	21	9	9 100.00%	0	0.00%
Bagley Township Precinct 2						
Polling	2154	263	151	150 99.34%	1	0.66%
AVCB (if used)	2154	185	89	87 97.75%	2	2.25%
Total	2154	448	240	237 98.75%	3	1.25%
Charlton Township, Precinct 1						
Polling	-	-	-	-	-	-
AVCB (if used)	-	-	-	-	-	-
Total	-	-	-	-	-	-
Chester Township, Precinct 1						
Polling	-	-	-	-	-	-
AVCB (if used)	-	-	-	-	-	-
Total	-	-	-	-	-	-
Corwith Township, Precinct 1						
Polling	-	-	-	-	-	-
AVCB (if used)	-	-	-	-	-	-
Total	-	-	-	-	-	-
Dover Township, Precinct 1						
Polling	-	-	-	-	-	-
AVCB (if used)	-	-	-	-	-	-
Total	-	-	-	-	-	-
Elmira Township, Precinct 1						
Polling	-	-	-	-	-	-
AVCB (if used)	-	-	-	-	-	-
Total	-	-	-	-	-	-
Hayes Township Precinct 1						
Polling	176	42	23	23 100.00%	0	0.00%
AVCB (if used)	176	0	0	0 -	0	-
Total	176	42	23	23 100.00%	0	0.00%
Livingston Twp Precinct 1						
Polling	-	-	-	-	-	-
AVCB (if used)	-	-	-	-	-	-
Total	-	-	-	-	-	-
Otsego Lake Twp Precinct 1						
Polling	-	-	-	-	-	-
AVCB (if used)	-	-	-	-	-	-
Total	-	-	-	-	-	-
ANTRIM Warner Twp P1						
Polling	-	-	-	-	-	-
AVCB (if used)	-	-	-	-	-	-
Total	-	-	-	-	-	-
CHARLEVOIX Chandler Twp P1V						
Polling	-	-	-	-	-	-

Statement of Votes Cast
Otsego County, MI
2016 General Primary

Date:08/03/16
Time:13:57:06
Page:30 of 257

SOVC For Jurisdiction Wide, All Counters, All Races

	REP D6 Commissioner						
	Reg. Voters	Times Counted	Total Votes	Kenneth R. Glasser (REP)		Write-In Votes	
AVCB (if used)	-	-	-	-	-	-	-
Total	-	-	-	-	-	-	-
CHARLEVOIX Hudson Twp P1V	-	-	-	-	-	-	-
Polling	-	-	-	-	-	-	-
AVCB (if used)	-	-	-	-	-	-	-
Total	-	-	-	-	-	-	-
CHEBOYGAN Wilmot Twp P1V	-	-	-	-	-	-	-
Polling	-	-	-	-	-	-	-
AVCB (if used)	-	-	-	-	-	-	-
Total	-	-	-	-	-	-	-
Total							
Polling	2483	320	183	182	99.45%	1	0.55%
AVCB (if used)	2483	191	89	87	97.75%	2	2.25%
Total	2483	511	272	269	98.90%	3	1.10%

Statement of Votes Cast
Otsego County, MI
2016 General Primary

Date:08/03/16
Time:13:57:06
Page:31 of 257

SOVC For Jurisdiction Wide, All Counters, All Races

	REP D7 Commissioner						
	Reg. Voters	Times Counted	Total Votes	Douglas Johnson (REP)		Write-In Votes	
Jurisdiction Wide							
City of Gaylord, Ward 1, Precinct 1							
Polling	-	-	-	-	-	-	-
AVCB (if used)	-	-	-	-	-	-	-
Total	-	-	-	-	-	-	-
City of Gaylord, Ward 2, Precinct 2							
Polling	-	-	-	-	-	-	-
AVCB (if used)	-	-	-	-	-	-	-
Total	-	-	-	-	-	-	-
City of Gaylord, Ward 3, Precinct 3							
Polling	-	-	-	-	-	-	-
AVCB (if used)	-	-	-	-	-	-	-
Total	-	-	-	-	-	-	-
Bagley Township Precinct 1							
Polling	2100	410	280	279	99.64%	1	0.36%
AVCB (if used)	2100	196	117	117	100.00%	0	0.00%
Total	2100	606	397	396	99.75%	1	0.25%
Bagley Township Precinct 2							
Polling	-	-	-	-	-	-	-
AVCB (if used)	-	-	-	-	-	-	-
Total	-	-	-	-	-	-	-
Charlton Township, Precinct 1							
Polling	-	-	-	-	-	-	-
AVCB (if used)	-	-	-	-	-	-	-
Total	-	-	-	-	-	-	-
Chester Township, Precinct 1							
Polling	-	-	-	-	-	-	-
AVCB (if used)	-	-	-	-	-	-	-
Total	-	-	-	-	-	-	-
Corwith Township, Precinct 1							
Polling	-	-	-	-	-	-	-
AVCB (if used)	-	-	-	-	-	-	-
Total	-	-	-	-	-	-	-
Dover Township, Precinct 1							
Polling	-	-	-	-	-	-	-
AVCB (if used)	-	-	-	-	-	-	-
Total	-	-	-	-	-	-	-
Elmira Township, Precinct 1							
Polling	-	-	-	-	-	-	-
AVCB (if used)	-	-	-	-	-	-	-
Total	-	-	-	-	-	-	-
Hayes Township Precinct 1							
Polling	-	-	-	-	-	-	-
AVCB (if used)	-	-	-	-	-	-	-
Total	-	-	-	-	-	-	-
Livingston Twp Precinct 1							
Polling	-	-	-	-	-	-	-
AVCB (if used)	-	-	-	-	-	-	-
Total	-	-	-	-	-	-	-
Otsego Lake Twp Precinct 1							
Polling	-	-	-	-	-	-	-
AVCB (if used)	-	-	-	-	-	-	-
Total	-	-	-	-	-	-	-
ANTRIM Warner Twp P1							
Polling	-	-	-	-	-	-	-
AVCB (if used)	-	-	-	-	-	-	-
Total	-	-	-	-	-	-	-
CHARLEVOIX Chandler Twp P1V							
Polling	-	-	-	-	-	-	-

Statement of Votes Cast
Otsego County, MI
2016 General Primary

Date:08/03/16
Time:13:57:06
Page:32 of 257

SOVC For Jurisdiction Wide, All Counters, All Races

	REP D7 Commissioner						
	Reg. Voters	Times Counted	Total Votes	Douglas Johnson (REP)		Write-In Votes	
AVCB (if used)	-	-	-	-	-	-	-
Total	-	-	-	-	-	-	-
CHARLEVOIX Hudson Twp P1V							
Polling	-	-	-	-	-	-	-
AVCB (if used)	-	-	-	-	-	-	-
Total	-	-	-	-	-	-	-
CHEBOYGAN Wilmot Twp P1V							
Polling	-	-	-	-	-	-	-
AVCB (if used)	-	-	-	-	-	-	-
Total	-	-	-	-	-	-	-
Total							
Polling	2100	410	280	279	99.64%	1	0.36%
AVCB (if used)	2100	196	117	117	100.00%	0	0.00%
Total	2100	606	397	396	99.75%	1	0.25%

Statement of Votes Cast
Otsego County, MI
2016 General Primary

Date:08/03/16
Time:13:57:06
Page:33 of 257

SOVC For Jurisdiction Wide, All Counters, All Races

	REP D8 Commissioner						
	Reg. Voters	Times Counted	Total Votes	Ken Borton (REP)		Write-In Votes	
Jurisdiction Wide							
City of Gaylord, Ward 1, Precinct 1							
Polling	-	-	-	-	-	-	-
AVCB (if used)	-	-	-	-	-	-	-
Total	-	-	-	-	-	-	-
City of Gaylord, Ward 2, Precinct 2							
Polling	-	-	-	-	-	-	-
AVCB (if used)	-	-	-	-	-	-	-
Total	-	-	-	-	-	-	-
City of Gaylord, Ward 3, Precinct 3							
Polling	-	-	-	-	-	-	-
AVCB (if used)	-	-	-	-	-	-	-
Total	-	-	-	-	-	-	-
Bagley Township Precinct 1							
Polling	-	-	-	-	-	-	-
AVCB (if used)	-	-	-	-	-	-	-
Total	-	-	-	-	-	-	-
Bagley Township Precinct 2							
Polling	468	53	36	35	97.22%	1	2.78%
AVCB (if used)	468	23	17	17	100.00%	0	0.00%
Total	468	76	53	52	98.11%	1	1.89%
Charlton Township, Precinct 1							
Polling	-	-	-	-	-	-	-
AVCB (if used)	-	-	-	-	-	-	-
Total	-	-	-	-	-	-	-
Chester Township, Precinct 1							
Polling	-	-	-	-	-	-	-
AVCB (if used)	-	-	-	-	-	-	-
Total	-	-	-	-	-	-	-
Corwith Township, Precinct 1							
Polling	-	-	-	-	-	-	-
AVCB (if used)	-	-	-	-	-	-	-
Total	-	-	-	-	-	-	-
Dover Township, Precinct 1							
Polling	-	-	-	-	-	-	-
AVCB (if used)	-	-	-	-	-	-	-
Total	-	-	-	-	-	-	-
Elmira Township, Precinct 1							
Polling	-	-	-	-	-	-	-
AVCB (if used)	-	-	-	-	-	-	-
Total	-	-	-	-	-	-	-
Hayes Township Precinct 1							
Polling	1737	431	259	251	96.91%	8	3.09%
AVCB (if used)	1737	0	0	0	-	0	-
Total	1737	431	259	251	96.91%	8	3.09%
Livingston Twp Precinct 1							
Polling	-	-	-	-	-	-	-
AVCB (if used)	-	-	-	-	-	-	-
Total	-	-	-	-	-	-	-
Otsego Lake Twp Precinct 1							
Polling	-	-	-	-	-	-	-
AVCB (if used)	-	-	-	-	-	-	-
Total	-	-	-	-	-	-	-
ANTRIM Warner Twp P1							
Polling	-	-	-	-	-	-	-
AVCB (if used)	-	-	-	-	-	-	-
Total	-	-	-	-	-	-	-
CHARLEVOIX Chandler Twp P1V							
Polling	-	-	-	-	-	-	-

Statement of Votes Cast
Otsego County, MI
2016 General Primary

Date:08/03/16
Time:13:57:06
Page:34 of 257

SOVC For Jurisdiction Wide, All Counters, All Races

	REP D8 Commissioner					
	Reg. Voters	Times Counted	Total Votes	Ken Borton (REP)		Write-In Votes
AVCB (if used)	-	-	-	-	-	-
Total	-	-	-	-	-	-
CHARLEVOIX Hudson Twp P1V						
Polling	-	-	-	-	-	-
AVCB (if used)	-	-	-	-	-	-
Total	-	-	-	-	-	-
CHEBOYGAN Wilnot Twp P1V						
Polling	-	-	-	-	-	-
AVCB (if used)	-	-	-	-	-	-
Total	-	-	-	-	-	-
Total						
Polling	2205	484	295	286	96.95%	9 3.05%
AVCB (if used)	2205	23	17	17	100.00%	0 0.00%
Total	2205	507	312	303	97.12%	9 2.88%

Statement of Votes Cast
Otsego County, MI
2016 General Primary

Date:08/03/16
Time:13:57:06
Page:35 of 257

SOVC For Jurisdiction Wide, All Counters, All Races

	REP D9 Commissioner					
	Reg. Voters	Times Counted	Total Votes	Bruce Brown (REP)	Write-In Votes	
Jurisdiction Wide						
City of Gaylord, Ward 1, Precinct 1						
Polling	-	-	-	-	-	-
AVCB (if used)	-	-	-	-	-	-
Total	-	-	-	-	-	-
City of Gaylord, Ward 2, Precinct 2						
Polling	-	-	-	-	-	-
AVCB (if used)	-	-	-	-	-	-
Total	-	-	-	-	-	-
City of Gaylord, Ward 3, Precinct 3						
Polling	-	-	-	-	-	-
AVCB (if used)	-	-	-	-	-	-
Total	-	-	-	-	-	-
Bagley Township Precinct 1						
Polling	-	-	-	-	-	-
AVCB (if used)	-	-	-	-	-	-
Total	-	-	-	-	-	-
Bagley Township Precinct 2						
Polling	-	-	-	-	-	-
AVCB (if used)	-	-	-	-	-	-
Total	-	-	-	-	-	-
Charlton Township, Precinct 1						
Polling	-	-	-	-	-	-
AVCB (if used)	-	-	-	-	-	-
Total	-	-	-	-	-	-
Chester Township, Precinct 1						
Polling	-	-	-	-	-	-
AVCB (if used)	-	-	-	-	-	-
Total	-	-	-	-	-	-
Corwith Township, Precinct 1						
Polling	-	-	-	-	-	-
AVCB (if used)	-	-	-	-	-	-
Total	-	-	-	-	-	-
Dover Township, Precinct 1						
Polling	-	-	-	-	-	-
AVCB (if used)	-	-	-	-	-	-
Total	-	-	-	-	-	-
Elmira Township, Precinct 1						
Polling	1383	359	209	208 99.52%	1 0.48%	-
AVCB (if used)	1383	0	0	0 -	0 -	-
Total	1383	359	209	208 99.52%	1 0.48%	-
Hayes Township Precinct 1						
Polling	234	46	24	24 100.00%	0 0.00%	-
AVCB (if used)	234	0	0	0 -	0 -	-
Total	234	46	24	24 100.00%	0 0.00%	-
Livingston Twp Precinct 1						
Polling	692	141	96	96 100.00%	0 0.00%	-
AVCB (if used)	692	0	0	0 -	0 -	-
Total	692	141	96	96 100.00%	0 0.00%	-
Otsego Lake Twp Precinct 1						
Polling	-	-	-	-	-	-
AVCB (if used)	-	-	-	-	-	-
Total	-	-	-	-	-	-
ANTRIM Warner Twp P1						
Polling	-	-	-	-	-	-
AVCB (if used)	-	-	-	-	-	-
Total	-	-	-	-	-	-
CHARLEVOIX Chandler Twp P1V						
Polling	-	-	-	-	-	-

Statement of Votes Cast
Otsego County, MI
2016 General Primary

Date:08/03/16
Time:13:57:06
Page:36 of 257

SOVC For Jurisdiction Wide, All Counters, All Races

	REP D9 Commissioner					
	Reg. Voters	Times Counted	Total Votes	Bruce Brown (REP)		Write-In Votes
AVCB (if used)	-	-	-	-	-	-
Total	-	-	-	-	-	-
CHARLEVOIX Hudson Twp P1V						
Polling	-	-	-	-	-	-
AVCB (if used)	-	-	-	-	-	-
Total	-	-	-	-	-	-
CHEBOYGAN Wilmot Twp P1V						
Polling	-	-	-	-	-	-
AVCB (if used)	-	-	-	-	-	-
Total	-	-	-	-	-	-
Total						
Polling	2309	546	329	328	99.70%	1 0.30%
AVCB (if used)	2309	0	0	0	-	0
Total	2309	546	329	328	99.70%	1 0.30%

Date:08/03/16
Time:13:57:06
Page:37 of 257

[illegible]

Statement of Votes Cast
Otsego County, MI
2016 General Primary

Date:08/03/16
Time:13:57:06
Page:38 of 257

SOVC For Jurisdiction Wide, All Counters, All Races

	REP Bagley Supervisor									
	Reg. Voters	Times Counted	Total Votes	Bill Giles (REP)		Michelle Noirot (REP)		Write-In Votes		
AVCB (if used)	-	-	-	-	-	-	-	-	-	
Total	-	-	-	-	-	-	-	-	-	
CHARLEVOIX Hudson Twp P1V										
Polling	-	-	-	-	-	-	-	-	-	
AVCB (if used)	-	-	-	-	-	-	-	-	-	
Total	-	-	-	-	-	-	-	-	-	
CHEBOYGAN Wilmot Twp P1V										
Polling	-	-	-	-	-	-	-	-	-	
AVCB (if used)	-	-	-	-	-	-	-	-	-	
Total	-	-	-	-	-	-	-	-	-	
Total										
Polling	4875	741	535	238	44.49%	294	54.95%	3	0.56%	
AVCB (if used)	4875	410	270	150	55.56%	120	44.44%	0	0.00%	
Total	4875	1151	805	388	48.20%	414	51.43%	3	0.37%	

Statement of Votes Cast
Otsego County, MI
2016 General Primary

Date:08/03/16
Time:13:57:06
Page:39 of 257

SOVC For Jurisdiction Wide, All Counters, All Races

	REP Bagley Clerk					
	Reg. Voters	Times Counted	Total Votes	James E. Szymanski (REP)		Write-In Votes
Jurisdiction Wide						
City of Gaylord, Ward 1, Precinct 1						
Polling	-	-	-	-	-	-
AVCB (if used)	-	-	-	-	-	-
Total	-	-	-	-	-	-
City of Gaylord, Ward 2, Precinct 2						
Polling	-	-	-	-	-	-
AVCB (if used)	-	-	-	-	-	-
Total	-	-	-	-	-	-
City of Gaylord, Ward 3, Precinct 3						
Polling	-	-	-	-	-	-
AVCB (if used)	-	-	-	-	-	-
Total	-	-	-	-	-	-
Bagley Township Precinct 1						
Polling	2253	425	289	286	98.96%	3 1.04%
AVCB (if used)	2253	202	134	134	100.00%	0 0.00%
Total	2253	627	423	420	99.29%	3 0.71%
Bagley Township Precinct 2						
Polling	2622	316	199	197	98.99%	2 1.01%
AVCB (if used)	2622	208	123	123	100.00%	0 0.00%
Total	2622	524	322	320	99.38%	2 0.62%
Charlton Township, Precinct 1						
Polling	-	-	-	-	-	-
AVCB (if used)	-	-	-	-	-	-
Total	-	-	-	-	-	-
Chester Township, Precinct 1						
Polling	-	-	-	-	-	-
AVCB (if used)	-	-	-	-	-	-
Total	-	-	-	-	-	-
Corwith Township, Precinct 1						
Polling	-	-	-	-	-	-
AVCB (if used)	-	-	-	-	-	-
Total	-	-	-	-	-	-
Dover Township, Precinct 1						
Polling	-	-	-	-	-	-
AVCB (if used)	-	-	-	-	-	-
Total	-	-	-	-	-	-
Elmira Township, Precinct 1						
Polling	-	-	-	-	-	-
AVCB (if used)	-	-	-	-	-	-
Total	-	-	-	-	-	-
Hayes Township Precinct 1						
Polling	-	-	-	-	-	-
AVCB (if used)	-	-	-	-	-	-
Total	-	-	-	-	-	-
Livingston Twp Precinct 1						
Polling	-	-	-	-	-	-
AVCB (if used)	-	-	-	-	-	-
Total	-	-	-	-	-	-
Otsego Lake Twp Precinct 1						
Polling	-	-	-	-	-	-
AVCB (if used)	-	-	-	-	-	-
Total	-	-	-	-	-	-
ANTRIM Warner Twp P1						
Polling	-	-	-	-	-	-
AVCB (if used)	-	-	-	-	-	-
Total	-	-	-	-	-	-
CHARLEVOIX Chandler Twp P1V						
Polling	-	-	-	-	-	-

Statement of Votes Cast
Otsego County, MI
2016 General Primary

Date:08/03/16
Time:13:57:06
Page:40 of 257

SOVC For Jurisdiction Wide, All Counters, All Races

	REP Bagley Clerk					
	Reg. Voters	Times Counted	Total Votes	James E. Szymanski (REP)	Write-In Votes	
AVCB (if used)	-	-	-	-	-	-
Total	-	-	-	-	-	-
CHARLEVOIX Hudson Twp P1V						
Polling	-	-	-	-	-	-
AVCB (if used)	-	-	-	-	-	-
Total	-	-	-	-	-	-
CHEBOYGAN Wilmot Twp P1V						
Polling	-	-	-	-	-	-
AVCB (if used)	-	-	-	-	-	-
Total	-	-	-	-	-	-
Total						
Polling	4875	741	488	483 98.98%	5 1.02%	
AVCB (if used)	4875	410	257	257 100.00%	0 0.00%	
Total	4875	1151	745	740 99.33%	5 0.67%	

Statement of Votes Cast
Otsego County, MI
2016 General Primary

Date:08/03/16
Time:13:57:06
Page:41 of 257

SOVC For Jurisdiction Wide, All Counters, All Races

	REP Bagley Treasurer					
	Reg. Voters	Times Counted	Total Votes	Mary L. Yager (REP)		Write-In Votes
Jurisdiction Wide						
City of Gaylord, Ward 1, Precinct 1						
Polling	-	-	-	-	-	-
AVCB (if used)	-	-	-	-	-	-
Total	-	-	-	-	-	-
City of Gaylord, Ward 2, Precinct 2						
Polling	-	-	-	-	-	-
AVCB (if used)	-	-	-	-	-	-
Total	-	-	-	-	-	-
City of Gaylord, Ward 3, Precinct 3						
Polling	-	-	-	-	-	-
AVCB (if used)	-	-	-	-	-	-
Total	-	-	-	-	-	-
Bagley Township Precinct 1						
Polling	2253	425	292	291	99.66%	1 0.34%
AVCB (if used)	2253	202	130	130	100.00%	0 0.00%
Total	2253	627	422	421	99.76%	1 0.24%
Bagley Township Precinct 2						
Polling	2622	316	203	202	99.51%	1 0.49%
AVCB (if used)	2622	208	125	125	100.00%	0 0.00%
Total	2622	524	328	327	99.70%	1 0.30%
Charlton Township, Precinct 1						
Polling	-	-	-	-	-	-
AVCB (if used)	-	-	-	-	-	-
Total	-	-	-	-	-	-
Chester Township, Precinct 1						
Polling	-	-	-	-	-	-
AVCB (if used)	-	-	-	-	-	-
Total	-	-	-	-	-	-
Corwith Township, Precinct 1						
Polling	-	-	-	-	-	-
AVCB (if used)	-	-	-	-	-	-
Total	-	-	-	-	-	-
Dover Township, Precinct 1						
Polling	-	-	-	-	-	-
AVCB (if used)	-	-	-	-	-	-
Total	-	-	-	-	-	-
Elmira Township, Precinct 1						
Polling	-	-	-	-	-	-
AVCB (if used)	-	-	-	-	-	-
Total	-	-	-	-	-	-
Hayes Township Precinct 1						
Polling	-	-	-	-	-	-
AVCB (if used)	-	-	-	-	-	-
Total	-	-	-	-	-	-
Livingston Twp Precinct 1						
Polling	-	-	-	-	-	-
AVCB (if used)	-	-	-	-	-	-
Total	-	-	-	-	-	-
Otsego Lake Twp Precinct 1						
Polling	-	-	-	-	-	-
AVCB (if used)	-	-	-	-	-	-
Total	-	-	-	-	-	-
ANTRIM Warner Twp P1						
Polling	-	-	-	-	-	-
AVCB (if used)	-	-	-	-	-	-
Total	-	-	-	-	-	-
CHARLEVOIX Chandler Twp P1V						
Polling	-	-	-	-	-	-

Statement of Votes Cast
Otsego County, MI
2016 General Primary

Date:08/03/16
Time:13:57:06
Page:42 of 257

SOVC For Jurisdiction Wide, All Counters, All Races

	REP Bagley Treasurer					
	Reg. Voters	Times Counted	Total Votes	Mary L. Yager (REP)		Write-In Votes
AVCB (if used)	-	-	-	-	-	-
Total	-	-	-	-	-	-
CHARLEVOIX Hudson Twp P1V						
Polling	-	-	-	-	-	-
AVCB (if used)	-	-	-	-	-	-
Total	-	-	-	-	-	-
CHEBOYGAN Wilmot Twp P1V						
Polling	-	-	-	-	-	-
AVCB (if used)	-	-	-	-	-	-
Total	-	-	-	-	-	-
Total						
Polling	4875	741	495	493	99.60%	2 0.40%
AVCB (if used)	4875	410	255	255	100.00%	0 0.00%
Total	4875	1151	750	748	99.73%	2 0.27%

SOVC For Jurisdiction Wide, All Counters, All Races

Date:08/03/16
Time:13:57:06
Page:43 of 257

	REP Bagley Trustee											
	Reg. Voters	Times Counted	Total Votes	Fred T. Burns (REP)		Tim Baker (REP)		James Camiller (REP)		Thomas Roach (REP)		
Jurisdiction Wide												
City of Gaylord, Ward 1, Precinct 1												
Polling	-	-	-	-	-	-	-	-	-	-	-	
AVCB (if used)	-	-	-	-	-	-	-	-	-	-	-	
Total	-	-	-	-	-	-	-	-	-	-	-	
City of Gaylord, Ward 2, Precinct 2												
Polling	-	-	-	-	-	-	-	-	-	-	-	
AVCB (if used)	-	-	-	-	-	-	-	-	-	-	-	
Total	-	-	-	-	-	-	-	-	-	-	-	
City of Gaylord, Ward 3, Precinct 3												
Polling	-	-	-	-	-	-	-	-	-	-	-	
AVCB (if used)	-	-	-	-	-	-	-	-	-	-	-	
Total	-	-	-	-	-	-	-	-	-	-	-	
Bagley Township Precinct 1												
Polling	2253	425	509	123	24.17%	55	10.81%	90	17.68%	83	16.31%	
AVCB (if used)	2253	202	250	82	32.80%	14	5.60%	37	14.80%	27	10.80%	
Total	2253	627	759	205	27.01%	69	9.09%	127	16.73%	110	14.49%	
Bagley Township Precinct 2												
Polling	2622	316	358	95	26.54%	52	14.53%	47	13.13%	78	21.79%	
AVCB (if used)	2622	208	234	69	29.49%	34	14.53%	22	9.40%	36	15.38%	
Total	2622	524	592	164	27.70%	86	14.53%	69	11.66%	114	19.26%	
Charlton Township, Precinct 1												
Polling	-	-	-	-	-	-	-	-	-	-	-	
AVCB (if used)	-	-	-	-	-	-	-	-	-	-	-	
Total	-	-	-	-	-	-	-	-	-	-	-	
Chester Township, Precinct 1												
Polling	-	-	-	-	-	-	-	-	-	-	-	
AVCB (if used)	-	-	-	-	-	-	-	-	-	-	-	
Total	-	-	-	-	-	-	-	-	-	-	-	
Corwith Township, Precinct 1												
Polling	-	-	-	-	-	-	-	-	-	-	-	
AVCB (if used)	-	-	-	-	-	-	-	-	-	-	-	
Total	-	-	-	-	-	-	-	-	-	-	-	
Dover Township, Precinct 1												
Polling	-	-	-	-	-	-	-	-	-	-	-	
AVCB (if used)	-	-	-	-	-	-	-	-	-	-	-	
Total	-	-	-	-	-	-	-	-	-	-	-	
Elmira Township, Precinct 1												
Polling	-	-	-	-	-	-	-	-	-	-	-	
AVCB (if used)	-	-	-	-	-	-	-	-	-	-	-	
Total	-	-	-	-	-	-	-	-	-	-	-	
Hayes Township Precinct 1												
Polling	-	-	-	-	-	-	-	-	-	-	-	
AVCB (if used)	-	-	-	-	-	-	-	-	-	-	-	
Total	-	-	-	-	-	-	-	-	-	-	-	
Livingston Twp Precinct 1												
Polling	-	-	-	-	-	-	-	-	-	-	-	
AVCB (if used)	-	-	-	-	-	-	-	-	-	-	-	
Total	-	-	-	-	-	-	-	-	-	-	-	
Otsego Lake Twp Precinct 1												
Polling	-	-	-	-	-	-	-	-	-	-	-	
AVCB (if used)	-	-	-	-	-	-	-	-	-	-	-	
Total	-	-	-	-	-	-	-	-	-	-	-	
ANTRIM Warner Twp P1												
Polling	-	-	-	-	-	-	-	-	-	-	-	
AVCB (if used)	-	-	-	-	-	-	-	-	-	-	-	
Total	-	-	-	-	-	-	-	-	-	-	-	
CHARLEVOIX Chandler Twp P1V												
Polling	-	-	-	-	-	-	-	-	-	-	-	

Statement of Votes Cast
Otsego County, MI
2016 General Primary

Date:08/03/16
Time:13:57:06
Page:44 of 257

SOVC For Jurisdiction Wide, All Counters, All Races

	REP Bagley Trustee											
	Reg. Voters	Times Counted	Total Votes	Fred T. Burns (REP)		Tim Baker (REP)		James Camiller (REP)		Thomas Roach (REP)		
AVCB (if used)	-	-	-	-	-	-	-	-	-	-	-	
Total	-	-	-	-	-	-	-	-	-	-	-	
CHARLEVOIX Hudson Twp P1V												
Polling	-	-	-	-	-	-	-	-	-	-	-	
AVCB (if used)	-	-	-	-	-	-	-	-	-	-	-	
Total	-	-	-	-	-	-	-	-	-	-	-	
CHEBOYGAN Wilmot Twp P1V												
Polling	-	-	-	-	-	-	-	-	-	-	-	
AVCB (if used)	-	-	-	-	-	-	-	-	-	-	-	
Total	-	-	-	-	-	-	-	-	-	-	-	
Total												
Polling	4875	741	867	218	25.14%	107	12.34%	137	15.80%	161	18.57%	
AVCB (if used)	4875	410	484	151	31.20%	48	9.92%	59	12.19%	63	13.02%	
Total	4875	1151	1351	369	27.31%	155	11.47%	196	14.51%	224	16.58%	

Statement of Votes Cast
Otsego County, MI
2016 General Primary

Date:08/03/16
Time:13:57:06
Page:45 of 257

SOVC For Jurisdiction Wide, All Counters, All Races

	REP Bagley Trustee			
	Celeste M. Szymanski (REP)		Write-In Votes	
Jurisdiction Wide				
City of Gaylord, Ward 1, Precinct 1				
Polling	-	-	-	-
AVCB (if used)	-	-	-	-
Total	-	-	-	-
City of Gaylord, Ward 2, Precinct 2				
Polling	-	-	-	-
AVCB (if used)	-	-	-	-
Total	-	-	-	-
City of Gaylord, Ward 3, Precinct 3				
Polling	-	-	-	-
AVCB (if used)	-	-	-	-
Total	-	-	-	-
Bagley Township Precinct 1				
Polling	157	30.84%	1	0.20%
AVCB (if used)	90	36.00%	0	0.00%
Total	247	32.54%	1	0.13%
Bagley Township Precinct 2				
Polling	85	23.74%	1	0.28%
AVCB (if used)	73	31.20%	0	0.00%
Total	158	26.69%	1	0.17%
Charlton Township, Precinct 1				
Polling	-	-	-	-
AVCB (if used)	-	-	-	-
Total	-	-	-	-
Chester Township, Precinct 1				
Polling	-	-	-	-
AVCB (if used)	-	-	-	-
Total	-	-	-	-
Corwith Township, Precinct 1				
Polling	-	-	-	-
AVCB (if used)	-	-	-	-
Total	-	-	-	-
Dover Township, Precinct 1				
Polling	-	-	-	-
AVCB (if used)	-	-	-	-
Total	-	-	-	-
Elmira Township, Precinct 1				
Polling	-	-	-	-
AVCB (if used)	-	-	-	-
Total	-	-	-	-
Hayes Township Precinct 1				
Polling	-	-	-	-
AVCB (if used)	-	-	-	-
Total	-	-	-	-
Livingston Twp Precinct 1				
Polling	-	-	-	-
AVCB (if used)	-	-	-	-
Total	-	-	-	-
Otsego Lake Twp Precinct 1				
Polling	-	-	-	-
AVCB (if used)	-	-	-	-
Total	-	-	-	-
ANTRIM Warner Twp P1				
Polling	-	-	-	-
AVCB (if used)	-	-	-	-
Total	-	-	-	-
CHARLEVOIX Chandler Twp P1V				
Polling	-	-	-	-

Statement of Votes Cast
Otsego County, MI
2016 General Primary

Date:08/03/16
Time:13:57:06
Page:46 of 257

SOVC For Jurisdiction Wide, All Counters, All Races

	REP Bagley Trustee			
	Celeste M. Szymanski (REP)		Write-In Votes	
AVCB (if used)	-	-	-	-
Total	-	-	-	-
CHARLEVOIX Hudson Twp P1V	-	-	-	-
Polling	-	-	-	-
AVCB (if used)	-	-	-	-
Total	-	-	-	-
CHEBOYGAN Wilmot Twp P1V	-	-	-	-
Polling	-	-	-	-
AVCB (if used)	-	-	-	-
Total	-	-	-	-
Total	-	-	-	-
Polling	242	27.91%	2	0.23%
AVCB (if used)	163	33.68%	0	0.00%
Total	405	29.98%	2	0.15%

SOVC For Jurisdiction Wide, All Counters, All Races

Date:08/03/16
Time:13:57:06
Page:47 of 257

[illegible]

Statement of Votes Cast
Otsego County, MI
2016 General Primary

Date:08/03/16
Time:13:57:06
Page:48 of 257

SOVC For Jurisdiction Wide, All Counters, All Races

	REP Charlton Supervisor							
	Reg. Voters	Times Counted	Total Votes	Matthew J. Nowak (REP)		George Pewinski (REP)		Write-In Votes
AVCB (if used)	-	-	-	-	-	-	-	-
Total	-	-	-	-	-	-	-	-
CHARLEVOIX Hudson Twp P1V	-	-	-	-	-	-	-	-
Polling	-	-	-	-	-	-	-	-
AVCB (if used)	-	-	-	-	-	-	-	-
Total	-	-	-	-	-	-	-	-
CHEBOYGAN Wilmot Twp P1V	-	-	-	-	-	-	-	-
Polling	-	-	-	-	-	-	-	-
AVCB (if used)	-	-	-	-	-	-	-	-
Total	-	-	-	-	-	-	-	-
Total								
Polling	1212	401	316	169	53.48%	147	46.52%	0 0.00%
AVCB (if used)	1212	0	0	0	-	0	-	0 -
Total	1212	401	316	169	53.48%	147	46.52%	0 0.00%

Statement of Votes Cast
Otsego County, MI
2016 General Primary

Date:08/03/16
Time:13:57:06
Page:49 of 257

SOVC For Jurisdiction Wide, All Counters, All Races

	REP Charlton Clerk					
	Reg. Voters	Times Counted	Total Votes	Ivan H. Maschke (REP)	Write-In Votes	
Jurisdiction Wide						
City of Gaylord, Ward 1, Precinct 1						
Polling	-	-	-	-	-	-
AVCB (if used)	-	-	-	-	-	-
Total	-	-	-	-	-	-
City of Gaylord, Ward 2, Precinct 2						
Polling	-	-	-	-	-	-
AVCB (if used)	-	-	-	-	-	-
Total	-	-	-	-	-	-
City of Gaylord, Ward 3, Precinct 3						
Polling	-	-	-	-	-	-
AVCB (if used)	-	-	-	-	-	-
Total	-	-	-	-	-	-
Bagley Township Precinct 1						
Polling	-	-	-	-	-	-
AVCB (if used)	-	-	-	-	-	-
Total	-	-	-	-	-	-
Bagley Township Precinct 2						
Polling	-	-	-	-	-	-
AVCB (if used)	-	-	-	-	-	-
Total	-	-	-	-	-	-
Charlton Township, Precinct 1						
Polling	1212	401	282	282 100.00%	0	0.00%
AVCB (if used)	1212	0	0	0	0	
Total	1212	401	282	282 100.00%	0	0.00%
Chester Township, Precinct 1						
Polling	-	-	-	-	-	-
AVCB (if used)	-	-	-	-	-	-
Total	-	-	-	-	-	-
Corwith Township, Precinct 1						
Polling	-	-	-	-	-	-
AVCB (if used)	-	-	-	-	-	-
Total	-	-	-	-	-	-
Dover Township, Precinct 1						
Polling	-	-	-	-	-	-
AVCB (if used)	-	-	-	-	-	-
Total	-	-	-	-	-	-
Elmira Township, Precinct 1						
Polling	-	-	-	-	-	-
AVCB (if used)	-	-	-	-	-	-
Total	-	-	-	-	-	-
Hayes Township Precinct 1						
Polling	-	-	-	-	-	-
AVCB (if used)	-	-	-	-	-	-
Total	-	-	-	-	-	-
Livingston Twp Precinct 1						
Polling	-	-	-	-	-	-
AVCB (if used)	-	-	-	-	-	-
Total	-	-	-	-	-	-
Otsego Lake Twp Precinct 1						
Polling	-	-	-	-	-	-
AVCB (if used)	-	-	-	-	-	-
Total	-	-	-	-	-	-
ANTRIM Warner Twp P1						
Polling	-	-	-	-	-	-
AVCB (if used)	-	-	-	-	-	-
Total	-	-	-	-	-	-
CHARLEVOIX Chandler Twp P1V						
Polling	-	-	-	-	-	-

Statement of Votes Cast
Otsego County, MI
2016 General Primary

Date:08/03/16
Time:13:57:06
Page:50 of 257

SOVC For Jurisdiction Wide, All Counters, All Races

	REP Charlton Clerk					
	Reg. Voters	Times Counted	Total Votes	Ivan H. Maschke (REP)	Write-In Votes	
AVCB (if used)	-	-	-	-	-	-
Total	-	-	-	-	-	-
CHARLEVOIX Hudson Twp P1V	-	-	-	-	-	-
Polling	-	-	-	-	-	-
AVCB (if used)	-	-	-	-	-	-
Total	-	-	-	-	-	-
CHEBOYGAN Wilmot Twp P1V	-	-	-	-	-	-
Polling	-	-	-	-	-	-
AVCB (if used)	-	-	-	-	-	-
Total	-	-	-	-	-	-
Total						
Polling	1212	401	282	282 100.00%	0	0.00%
AVCB (if used)	1212	0	0	0	0	-
Total	1212	401	282	282 100.00%	0	0.00%

Statement of Votes Cast
Otsego County, MI
2016 General Primary

Date:08/03/16
Time:13:57:06
Page:51 of 257

SOVC For Jurisdiction Wide, All Counters, All Races

	REP Charlton Treasurer						
	Reg. Voters	Times Counted	Total Votes	Kimberly Samkowiak (REP)		Write-In Votes	
Jurisdiction Wide							
City of Gaylord, Ward 1, Precinct 1							
Polling	-	-	-	-	-	-	-
AVCB (if used)	-	-	-	-	-	-	-
Total	-	-	-	-	-	-	-
City of Gaylord, Ward 2, Precinct 2							
Polling	-	-	-	-	-	-	-
AVCB (if used)	-	-	-	-	-	-	-
Total	-	-	-	-	-	-	-
City of Gaylord, Ward 3, Precinct 3							
Polling	-	-	-	-	-	-	-
AVCB (if used)	-	-	-	-	-	-	-
Total	-	-	-	-	-	-	-
Bagley Township Precinct 1							
Polling	-	-	-	-	-	-	-
AVCB (if used)	-	-	-	-	-	-	-
Total	-	-	-	-	-	-	-
Bagley Township Precinct 2							
Polling	-	-	-	-	-	-	-
AVCB (if used)	-	-	-	-	-	-	-
Total	-	-	-	-	-	-	-
Charlton Township, Precinct 1							
Polling	1212	401	280	277	98.93%	3	1.07%
AVCB (if used)	1212	0	0	0	-	0	-
Total	1212	401	280	277	98.93%	3	1.07%
Chester Township, Precinct 1							
Polling	-	-	-	-	-	-	-
AVCB (if used)	-	-	-	-	-	-	-
Total	-	-	-	-	-	-	-
Corwith Township, Precinct 1							
Polling	-	-	-	-	-	-	-
AVCB (if used)	-	-	-	-	-	-	-
Total	-	-	-	-	-	-	-
Dover Township, Precinct 1							
Polling	-	-	-	-	-	-	-
AVCB (if used)	-	-	-	-	-	-	-
Total	-	-	-	-	-	-	-
Elmira Township, Precinct 1							
Polling	-	-	-	-	-	-	-
AVCB (if used)	-	-	-	-	-	-	-
Total	-	-	-	-	-	-	-
Hayes Township Precinct 1							
Polling	-	-	-	-	-	-	-
AVCB (if used)	-	-	-	-	-	-	-
Total	-	-	-	-	-	-	-
Livingston Twp Precinct 1							
Polling	-	-	-	-	-	-	-
AVCB (if used)	-	-	-	-	-	-	-
Total	-	-	-	-	-	-	-
Otsego Lake Twp Precinct 1							
Polling	-	-	-	-	-	-	-
AVCB (if used)	-	-	-	-	-	-	-
Total	-	-	-	-	-	-	-
ANTRIM Warner Twp P1							
Polling	-	-	-	-	-	-	-
AVCB (if used)	-	-	-	-	-	-	-
Total	-	-	-	-	-	-	-
CHARLEVOIX Chandler Twp P1V							
Polling	-	-	-	-	-	-	-

Statement of Votes Cast
Otsego County, MI
2016 General Primary

Date:08/03/16
Time:13:57:06
Page:52 of 257

SOVC For Jurisdiction Wide, All Counters, All Races

	REP Charlton Treasurer					
	Reg. Voters	Times Counted	Total Votes	Kimberly Samkowiak (REP)	Write-In Votes	
AVCB (if used)	-	-	-	-	-	-
Total	-	-	-	-	-	-
CHARLEVOIX Hudson Twp P1V	-	-	-	-	-	-
Polling	-	-	-	-	-	-
AVCB (if used)	-	-	-	-	-	-
Total	-	-	-	-	-	-
CHEBOYGAN Wilmot Twp P1V	-	-	-	-	-	-
Polling	-	-	-	-	-	-
AVCB (if used)	-	-	-	-	-	-
Total	-	-	-	-	-	-
Total	1212	401	280	277 98.93%	3 1.07%	
Polling	1212	0	0	0	0	
AVCB (if used)						
Total	1212	401	280	277 98.93%	3 1.07%	

Statement of Votes Cast
Otsego County, MI
2016 General Primary

Date:08/03/16
Time:13:57:06
Page:53 of 257

[illegible]

Statement of Votes Cast
Otsego County, MI
2016 General Primary

Date:08/03/16
Time:13:57:07
Page:54 of 257

SOVC For Jurisdiction Wide, All Counters, All Races

	REP Charlton Trustee									
	Reg. Voters	Times Counted	Total Votes	R. Keith Huff (REP)		Michael McCarthy (REP)		Write-In Votes		
AVCB (if used)	-	-	-	-	-	-	-	-	-	-
Total	-	-	-	-	-	-	-	-	-	-
CHARLEVOIX Hudson Twp P1V	-	-	-	-	-	-	-	-	-	-
Polling	-	-	-	-	-	-	-	-	-	-
AVCB (if used)	-	-	-	-	-	-	-	-	-	-
Total	-	-	-	-	-	-	-	-	-	-
CHEBOYGAN Wilmot Twp P1V	-	-	-	-	-	-	-	-	-	-
Polling	-	-	-	-	-	-	-	-	-	-
AVCB (if used)	-	-	-	-	-	-	-	-	-	-
Total	-	-	-	-	-	-	-	-	-	-
Total										
Polling	1212	401	425	216	50.82%	209	49.18%	0	0.00%	
AVCB (if used)	1212	0	0	0	-	0	-	0	0.00%	
Total	1212	401	425	216	50.82%	209	49.18%	0	0.00%	

Statement of Votes Cast
Otsego County, MI
2016 General Primary

Date:08/03/16
Time:13:57:07
Page:55 of 257

SOVC For Jurisdiction Wide, All Counters, All Races

	REP Chester Supervisor						
	Reg. Voters	Times Counted	Total Votes	Bonny T. Miller (REP)		Write-In Votes	
Jurisdiction Wide							
City of Gaylord, Ward 1, Precinct 1							
Polling	-	-	-	-	-	-	-
AVCB (if used)	-	-	-	-	-	-	-
Total	-	-	-	-	-	-	-
City of Gaylord, Ward 2, Precinct 2							
Polling	-	-	-	-	-	-	-
AVCB (if used)	-	-	-	-	-	-	-
Total	-	-	-	-	-	-	-
City of Gaylord, Ward 3, Precinct 3							
Polling	-	-	-	-	-	-	-
AVCB (if used)	-	-	-	-	-	-	-
Total	-	-	-	-	-	-	-
Bagley Township Precinct 1							
Polling	-	-	-	-	-	-	-
AVCB (if used)	-	-	-	-	-	-	-
Total	-	-	-	-	-	-	-
Bagley Township Precinct 2							
Polling	-	-	-	-	-	-	-
AVCB (if used)	-	-	-	-	-	-	-
Total	-	-	-	-	-	-	-
Charlton Township, Precinct 1							
Polling	-	-	-	-	-	-	-
AVCB (if used)	-	-	-	-	-	-	-
Total	-	-	-	-	-	-	-
Chester Township, Precinct 1							
Polling	1170	299	172	171	99.42%	1	0.58%
AVCB (if used)	1170	0	0	0	-	0	-
Total	1170	299	172	171	99.42%	1	0.58%
Corwith Township, Precinct 1							
Polling	-	-	-	-	-	-	-
AVCB (if used)	-	-	-	-	-	-	-
Total	-	-	-	-	-	-	-
Dover Township, Precinct 1							
Polling	-	-	-	-	-	-	-
AVCB (if used)	-	-	-	-	-	-	-
Total	-	-	-	-	-	-	-
Elmira Township, Precinct 1							
Polling	-	-	-	-	-	-	-
AVCB (if used)	-	-	-	-	-	-	-
Total	-	-	-	-	-	-	-
Hayes Township Precinct 1							
Polling	-	-	-	-	-	-	-
AVCB (if used)	-	-	-	-	-	-	-
Total	-	-	-	-	-	-	-
Livingston Twp Precinct 1							
Polling	-	-	-	-	-	-	-
AVCB (if used)	-	-	-	-	-	-	-
Total	-	-	-	-	-	-	-
Otsego Lake Twp Precinct 1							
Polling	-	-	-	-	-	-	-
AVCB (if used)	-	-	-	-	-	-	-
Total	-	-	-	-	-	-	-
ANTRIM Warner Twp P1							
Polling	-	-	-	-	-	-	-
AVCB (if used)	-	-	-	-	-	-	-
Total	-	-	-	-	-	-	-
CHARLEVOIX Chandler Twp P1V							
Polling	-	-	-	-	-	-	-

Statement of Votes Cast
Otsego County, MI
2016 General Primary

Date:08/03/16
Time:13:57:07
Page:56 of 257

SOVC For Jurisdiction Wide, All Counters, All Races

	REP Chester Supervisor					
	Reg. Voters	Times Counted	Total Votes	Bonny T. Miller (REP)	Write-In Votes	
AVCB (if used)	-	-	-	-	-	-
Total	-	-	-	-	-	-
CHARLEVOIX Hudson Twp P1V						
Polling	-	-	-	-	-	-
AVCB (if used)	-	-	-	-	-	-
Total	-	-	-	-	-	-
CHEBOYGAN Wilmot Twp P1V						
Polling	-	-	-	-	-	-
AVCB (if used)	-	-	-	-	-	-
Total	-	-	-	-	-	-
Total						
Polling	1170	299	172	171 99.42%	1	0.58%
AVCB (if used)	1170	0	0	0 -	0	-
Total	1170	299	172	171 99.42%	1	0.58%

Statement of Votes Cast
Otsego County, MI
2016 General Primary

Date: 08/03/16
Time: 13:57:07
Page: 57 of 257

SOVC For Jurisdiction Wide, All Counters, All Races

	REP Chester Clerk						
	Reg. Voters	Times Counted	Total Votes	Melissa L. Szymanski (REP)		Write-In Votes	
Jurisdiction Wide							
City of Gaylord, Ward 1, Precinct 1							
Polling	-	-	-	-	-	-	-
AVCB (if used)	-	-	-	-	-	-	-
Total	-	-	-	-	-	-	-
City of Gaylord, Ward 2, Precinct 2							
Polling	-	-	-	-	-	-	-
AVCB (if used)	-	-	-	-	-	-	-
Total	-	-	-	-	-	-	-
City of Gaylord, Ward 3, Precinct 3							
Polling	-	-	-	-	-	-	-
AVCB (if used)	-	-	-	-	-	-	-
Total	-	-	-	-	-	-	-
Bagley Township Precinct 1							
Polling	-	-	-	-	-	-	-
AVCB (if used)	-	-	-	-	-	-	-
Total	-	-	-	-	-	-	-
Bagley Township Precinct 2							
Polling	-	-	-	-	-	-	-
AVCB (if used)	-	-	-	-	-	-	-
Total	-	-	-	-	-	-	-
Charlton Township, Precinct 1							
Polling	-	-	-	-	-	-	-
AVCB (if used)	-	-	-	-	-	-	-
Total	-	-	-	-	-	-	-
Chester Township, Precinct 1							
Polling	1170	299	172	171	99.42%	1	0.58%
AVCB (if used)	1170	0	0	0	-	0	-
Total	1170	299	172	171	99.42%	1	0.58%
Corwith Township, Precinct 1							
Polling	-	-	-	-	-	-	-
AVCB (if used)	-	-	-	-	-	-	-
Total	-	-	-	-	-	-	-
Dover Township, Precinct 1							
Polling	-	-	-	-	-	-	-
AVCB (if used)	-	-	-	-	-	-	-
Total	-	-	-	-	-	-	-
Elmira Township, Precinct 1							
Polling	-	-	-	-	-	-	-
AVCB (if used)	-	-	-	-	-	-	-
Total	-	-	-	-	-	-	-
Hayes Township Precinct 1							
Polling	-	-	-	-	-	-	-
AVCB (if used)	-	-	-	-	-	-	-
Total	-	-	-	-	-	-	-
Livingston Twp Precinct 1							
Polling	-	-	-	-	-	-	-
AVCB (if used)	-	-	-	-	-	-	-
Total	-	-	-	-	-	-	-
Otsego Lake Twp Precinct 1							
Polling	-	-	-	-	-	-	-
AVCB (if used)	-	-	-	-	-	-	-
Total	-	-	-	-	-	-	-
ANTRIM Warner Twp P1							
Polling	-	-	-	-	-	-	-
AVCB (if used)	-	-	-	-	-	-	-
Total	-	-	-	-	-	-	-
CHARLEVOIX Chandler Twp P1V							
Polling	-	-	-	-	-	-	-

Statement of Votes Cast
Otsego County, MI
2016 General Primary

Date:08/03/16
Time:13:57:07
Page:58 of 257

SOVC For Jurisdiction Wide, All Counters, All Races

	REP Chester Clerk					
	Reg. Voters	Times Counted	Total Votes	Melissa L. Szymanski (REP)	Write-In Votes	
AVCB (if used)	-	-	-	-	-	-
Total	-	-	-	-	-	-
CHARLEVOIX Hudson Twp P1V						
Polling	-	-	-	-	-	-
AVCB (if used)	-	-	-	-	-	-
Total	-	-	-	-	-	-
CHEBOYGAN Wilmot Twp P1V						
Polling	-	-	-	-	-	-
AVCB (if used)	-	-	-	-	-	-
Total	-	-	-	-	-	-
Total						
Polling	1170	299	172	171 99.42%	1	0.58%
AVCB (if used)	1170	0	0	0	0	-
Total	1170	299	172	171 99.42%	1	0.58%

Statement of Votes Cast
Otsego County, MI
2016 General Primary

Date:08/03/16
Time:13:57:07
Page:59 of 257

SOVC For Jurisdiction Wide, All Counters, All Races

	REP Chester Treasurer						
	Reg. Voters	Times Counted	Total Votes	Barbara Lewandowski (REP)		Write-In Votes	
Jurisdiction Wide							
City of Gaylord, Ward 1, Precinct 1							
Polling	-	-	-	-	-	-	-
AVCB (if used)	-	-	-	-	-	-	-
Total	-	-	-	-	-	-	-
City of Gaylord, Ward 2, Precinct 2							
Polling	-	-	-	-	-	-	-
AVCB (if used)	-	-	-	-	-	-	-
Total	-	-	-	-	-	-	-
City of Gaylord, Ward 3, Precinct 3							
Polling	-	-	-	-	-	-	-
AVCB (if used)	-	-	-	-	-	-	-
Total	-	-	-	-	-	-	-
Bagley Township Precinct 1							
Polling	-	-	-	-	-	-	-
AVCB (if used)	-	-	-	-	-	-	-
Total	-	-	-	-	-	-	-
Bagley Township Precinct 2							
Polling	-	-	-	-	-	-	-
AVCB (if used)	-	-	-	-	-	-	-
Total	-	-	-	-	-	-	-
Charlton Township, Precinct 1							
Polling	-	-	-	-	-	-	-
AVCB (if used)	-	-	-	-	-	-	-
Total	-	-	-	-	-	-	-
Chester Township, Precinct 1							
Polling	1170	299	178	177	99.44%	1	0.56%
AVCB (if used)	1170	0	0	0	-	0	-
Total	1170	299	178	177	99.44%	1	0.56%
Corwith Township, Precinct 1							
Polling	-	-	-	-	-	-	-
AVCB (if used)	-	-	-	-	-	-	-
Total	-	-	-	-	-	-	-
Dover Township, Precinct 1							
Polling	-	-	-	-	-	-	-
AVCB (if used)	-	-	-	-	-	-	-
Total	-	-	-	-	-	-	-
Elmira Township, Precinct 1							
Polling	-	-	-	-	-	-	-
AVCB (if used)	-	-	-	-	-	-	-
Total	-	-	-	-	-	-	-
Hayes Township Precinct 1							
Polling	-	-	-	-	-	-	-
AVCB (if used)	-	-	-	-	-	-	-
Total	-	-	-	-	-	-	-
Livingston Twp Precinct 1							
Polling	-	-	-	-	-	-	-
AVCB (if used)	-	-	-	-	-	-	-
Total	-	-	-	-	-	-	-
Otsego Lake Twp Precinct 1							
Polling	-	-	-	-	-	-	-
AVCB (if used)	-	-	-	-	-	-	-
Total	-	-	-	-	-	-	-
ANTRIM Warner Twp P1							
Polling	-	-	-	-	-	-	-
AVCB (if used)	-	-	-	-	-	-	-
Total	-	-	-	-	-	-	-
CHARLEVOIX Chandler Twp P1V							
Polling	-	-	-	-	-	-	-

Statement of Votes Cast
Otsego County, MI
2016 General Primary

Date:08/03/16
Time:13:57:07
Page:60 of 257

SOVC For Jurisdiction Wide, All Counters, All Races

	REP Chester Treasurer					
	Reg. Voters	Times Counted	Total Votes	Barbara Lewandowski (REP)	Write-In Votes	
AVCB (if used)	-	-	-	-	-	-
Total	-	-	-	-	-	-
CHARLEVOIX Hudson Twp P1V	-	-	-	-	-	-
Polling	-	-	-	-	-	-
AVCB (if used)	-	-	-	-	-	-
Total	-	-	-	-	-	-
CHEBOYGAN Wilmot Twp P1V	-	-	-	-	-	-
Polling	-	-	-	-	-	-
AVCB (if used)	-	-	-	-	-	-
Total	-	-	-	-	-	-
Total	1170	299	178	177 99.44%	1	0.56%
Polling	1170	0	0	0	0	-
AVCB (if used)	1170	0	0	0	0	-
Total	1170	299	178	177 99.44%	1	0.56%

Statement of Votes Cast
Otsego County, MI
2016 General Primary

Date:08/03/16
Time:13:57:07
Page:61 of 257

SOVC For Jurisdiction Wide, All Counters, All Races

	REP Chester Trustee							
	Reg. Voters	Times Counted	Total Votes	Jacqueline Keyser (REP)		Write-In Votes		
Jurisdiction Wide								
City of Gaylord, Ward 1, Precinct 1								
Polling	-	-	-	-	-	-	-	-
AVCB (if used)	-	-	-	-	-	-	-	-
Total	-	-	-	-	-	-	-	-
City of Gaylord, Ward 2, Precinct 2								
Polling	-	-	-	-	-	-	-	-
AVCB (if used)	-	-	-	-	-	-	-	-
Total	-	-	-	-	-	-	-	-
City of Gaylord, Ward 3, Precinct 3								
Polling	-	-	-	-	-	-	-	-
AVCB (if used)	-	-	-	-	-	-	-	-
Total	-	-	-	-	-	-	-	-
Bagley Township Precinct 1								
Polling	-	-	-	-	-	-	-	-
AVCB (if used)	-	-	-	-	-	-	-	-
Total	-	-	-	-	-	-	-	-
Bagley Township Precinct 2								
Polling	-	-	-	-	-	-	-	-
AVCB (if used)	-	-	-	-	-	-	-	-
Total	-	-	-	-	-	-	-	-
Charlton Township, Precinct 1								
Polling	-	-	-	-	-	-	-	-
AVCB (if used)	-	-	-	-	-	-	-	-
Total	-	-	-	-	-	-	-	-
Chester Township, Precinct 1								
Polling	1170	299	158	157	99.37%	1	0.63%	-
AVCB (if used)	1170	0	0	0	-	0	-	-
Total	1170	299	158	157	99.37%	1	0.63%	-
Corwith Township, Precinct 1								
Polling	-	-	-	-	-	-	-	-
AVCB (if used)	-	-	-	-	-	-	-	-
Total	-	-	-	-	-	-	-	-
Dover Township, Precinct 1								
Polling	-	-	-	-	-	-	-	-
AVCB (if used)	-	-	-	-	-	-	-	-
Total	-	-	-	-	-	-	-	-
Elmira Township, Precinct 1								
Polling	-	-	-	-	-	-	-	-
AVCB (if used)	-	-	-	-	-	-	-	-
Total	-	-	-	-	-	-	-	-
Hayes Township Precinct 1								
Polling	-	-	-	-	-	-	-	-
AVCB (if used)	-	-	-	-	-	-	-	-
Total	-	-	-	-	-	-	-	-
Livingston Twp Precinct 1								
Polling	-	-	-	-	-	-	-	-
AVCB (if used)	-	-	-	-	-	-	-	-
Total	-	-	-	-	-	-	-	-
Otsego Lake Twp Precinct 1								
Polling	-	-	-	-	-	-	-	-
AVCB (if used)	-	-	-	-	-	-	-	-
Total	-	-	-	-	-	-	-	-
ANTRIM Warner Twp P1								
Polling	-	-	-	-	-	-	-	-
AVCB (if used)	-	-	-	-	-	-	-	-
Total	-	-	-	-	-	-	-	-
CHARLEVOIX Chandler Twp P1V								
Polling	-	-	-	-	-	-	-	-

Statement of Votes Cast
Otsego County, MI
2016 General Primary

Date:08/03/16
Time:13:57:07
Page:62 of 257

SOVC For Jurisdiction Wide, All Counters, All Races

	REP Chester Trustee					
	Reg. Voters	Times Counted	Total Votes	Jacqueline Keyser (REP)		Write-In Votes
AVCB (if used)	-	-	-	-	-	-
Total	-	-	-	-	-	-
CHARLEVOIX Hudson Twp P1V						
Polling	-	-	-	-	-	-
AVCB (if used)	-	-	-	-	-	-
Total	-	-	-	-	-	-
CHEBOYGAN Wilmot Twp P1V						
Polling	-	-	-	-	-	-
AVCB (if used)	-	-	-	-	-	-
Total	-	-	-	-	-	-
Total						
Polling	1170	299	158	157	99.37%	1 0.63%
AVCB (if used)	1170	0	0	0	-	0 -
Total	1170	299	158	157	99.37%	1 0.63%

SOVC For Jurisdiction Wide, All Counters, All Races

Date:08/03/16
Time:13:57:07
Page:63 of 257

[illegible]

Statement of Votes Cast
Otsego County, MI
2016 General Primary

Date:08/03/16
Time:13:57:07
Page:64 of 257

SOVC For Jurisdiction Wide, All Counters, All Races

	REP Corwith Supervisor									
	Reg. Voters	Times Counted	Total Votes	Vernon J. Kassuba (REP)		Hugo Andrew Noeske (REP)		Write-In Votes		
AVCB (if used)	-	-	-	-	-	-	-	-	-	-
Total	-	-	-	-	-	-	-	-	-	-
CHARLEVOIX Hudson Twp P1V										
Polling	-	-	-	-	-	-	-	-	-	-
AVCB (if used)	-	-	-	-	-	-	-	-	-	-
Total	-	-	-	-	-	-	-	-	-	-
CHEBOYGAN Wilmot Twp P1V										
Polling	-	-	-	-	-	-	-	-	-	-
AVCB (if used)	-	-	-	-	-	-	-	-	-	-
Total	-	-	-	-	-	-	-	-	-	-
Total										
Polling	1487	478	398	210	52.76%	186	46.73%	2	0.50%	
AVCB (if used)	1487	0	0	0	-	0	-	0		
Total	1487	478	398	210	52.76%	186	46.73%	2	0.50%	

Statement of Votes Cast
Otsego County, MI
2016 General Primary

Date:08/03/16
Time:13:57:07
Page:65 of 257

SOVC For Jurisdiction Wide, All Counters, All Races

	REP Corwith Clerk			
	Reg. Voters	Times Counted	Total Votes	Write-In Votes
Jurisdiction Wide				
City of Gaylord, Ward 1, Precinct 1				
Polling	-	-	-	-
AVCB (if used)	-	-	-	-
Total	-	-	-	-
City of Gaylord, Ward 2, Precinct 2				
Polling	-	-	-	-
AVCB (if used)	-	-	-	-
Total	-	-	-	-
City of Gaylord, Ward 3, Precinct 3				
Polling	-	-	-	-
AVCB (if used)	-	-	-	-
Total	-	-	-	-
Bagley Township Precinct 1				
Polling	-	-	-	-
AVCB (if used)	-	-	-	-
Total	-	-	-	-
Bagley Township Precinct 2				
Polling	-	-	-	-
AVCB (if used)	-	-	-	-
Total	-	-	-	-
Charlton Township, Precinct 1				
Polling	-	-	-	-
AVCB (if used)	-	-	-	-
Total	-	-	-	-
Chester Township, Precinct 1				
Polling	-	-	-	-
AVCB (if used)	-	-	-	-
Total	-	-	-	-
Corwith Township, Precinct 1				
Polling	1487	478	17	17 100.00%
AVCB (if used)	1487	0	0	0
Total	1487	478	17	17 100.00%
Dover Township, Precinct 1				
Polling	-	-	-	-
AVCB (if used)	-	-	-	-
Total	-	-	-	-
Elmira Township, Precinct 1				
Polling	-	-	-	-
AVCB (if used)	-	-	-	-
Total	-	-	-	-
Hayes Township Precinct 1				
Polling	-	-	-	-
AVCB (if used)	-	-	-	-
Total	-	-	-	-
Livingston Twp Precinct 1				
Polling	-	-	-	-
AVCB (if used)	-	-	-	-
Total	-	-	-	-
Otsego Lake Twp Precinct 1				
Polling	-	-	-	-
AVCB (if used)	-	-	-	-
Total	-	-	-	-
ANTRIM Warner Twp P1				
Polling	-	-	-	-
AVCB (if used)	-	-	-	-
Total	-	-	-	-
CHARLEVOIX Chandler Twp P1V				
Polling	-	-	-	-

Statement of Votes Cast
Otsego County, MI
2016 General Primary

Date:08/03/16
Time:13:57:07
Page:66 of 257

SOVC For Jurisdiction Wide, All Counters, All Races

	REP Corwith Clerk			
	Reg. Voters	Times Counted	Total Votes	Write-In Votes
AVCB (if used)	-	-	-	-
Total	-	-	-	-
CHARLEVOIX Hudson Twp P1V	-	-	-	-
Polling	-	-	-	-
AVCB (if used)	-	-	-	-
Total	-	-	-	-
CHEBOYGAN Wilmot Twp P1V	-	-	-	-
Polling	-	-	-	-
AVCB (if used)	-	-	-	-
Total	-	-	-	-
Total				
Polling	1487	478	17	17 100.00%
AVCB (if used)	1487	0	0	0
Total	1487	478	17	17 100.00%

Statement of Votes Cast
Otsego County, MI
2016 General Primary

Date:08/03/16
Time:13:57:07
Page:67 of 257

SOVC For Jurisdiction Wide, All Counters, All Races

	REP Corwith Treasurer						
	Reg. Voters	Times Counted	Total Votes	Lori L. Bush (REP)		Write-In Votes	
Jurisdiction Wide							
City of Gaylord, Ward 1, Precinct 1							
Polling	-	-	-	-	-	-	-
AVCB (if used)	-	-	-	-	-	-	-
Total	-	-	-	-	-	-	-
City of Gaylord, Ward 2, Precinct 2							
Polling	-	-	-	-	-	-	-
AVCB (if used)	-	-	-	-	-	-	-
Total	-	-	-	-	-	-	-
City of Gaylord, Ward 3, Precinct 3							
Polling	-	-	-	-	-	-	-
AVCB (if used)	-	-	-	-	-	-	-
Total	-	-	-	-	-	-	-
Bagley Township Precinct 1							
Polling	-	-	-	-	-	-	-
AVCB (if used)	-	-	-	-	-	-	-
Total	-	-	-	-	-	-	-
Bagley Township Precinct 2							
Polling	-	-	-	-	-	-	-
AVCB (if used)	-	-	-	-	-	-	-
Total	-	-	-	-	-	-	-
Charlton Township, Precinct 1							
Polling	-	-	-	-	-	-	-
AVCB (if used)	-	-	-	-	-	-	-
Total	-	-	-	-	-	-	-
Chester Township, Precinct 1							
Polling	-	-	-	-	-	-	-
AVCB (if used)	-	-	-	-	-	-	-
Total	-	-	-	-	-	-	-
Corwith Township, Precinct 1							
Polling	1487	478	285	284	99.65%	1	0.35%
AVCB (if used)	1487	0	0	0	-	0	-
Total	1487	478	285	284	99.65%	1	0.35%
Dover Township, Precinct 1							
Polling	-	-	-	-	-	-	-
AVCB (if used)	-	-	-	-	-	-	-
Total	-	-	-	-	-	-	-
Elmira Township, Precinct 1							
Polling	-	-	-	-	-	-	-
AVCB (if used)	-	-	-	-	-	-	-
Total	-	-	-	-	-	-	-
Hayes Township Precinct 1							
Polling	-	-	-	-	-	-	-
AVCB (if used)	-	-	-	-	-	-	-
Total	-	-	-	-	-	-	-
Livingston Twp Precinct 1							
Polling	-	-	-	-	-	-	-
AVCB (if used)	-	-	-	-	-	-	-
Total	-	-	-	-	-	-	-
Otsego Lake Twp Precinct 1							
Polling	-	-	-	-	-	-	-
AVCB (if used)	-	-	-	-	-	-	-
Total	-	-	-	-	-	-	-
ANTRIM Warner Twp P1							
Polling	-	-	-	-	-	-	-
AVCB (if used)	-	-	-	-	-	-	-
Total	-	-	-	-	-	-	-
CHARLEVOIX Chandler Twp P1V							
Polling	-	-	-	-	-	-	-

Statement of Votes Cast
Otsego County, MI
2016 General Primary

Date:08/03/16
Time:13:57:07
Page:68 of 257

SOVC For Jurisdiction Wide, All Counters, All Races

	REP Corwith Treasurer						
	Reg. Voters	Times Counted	Total Votes	Lori L. Bush (REP)		Write-In Votes	
AVCB (if used)	-	-	-	-	-	-	-
Total	-	-	-	-	-	-	-
CHARLEVOIX Hudson Twp P1V							
Polling	-	-	-	-	-	-	-
AVCB (if used)	-	-	-	-	-	-	-
Total	-	-	-	-	-	-	-
CHEBOYGAN Wilmot Twp P1V							
Polling	-	-	-	-	-	-	-
AVCB (if used)	-	-	-	-	-	-	-
Total	-	-	-	-	-	-	-
Total							
Polling	1487	478	285	284	99.65%	1	0.35%
AVCB (if used)	1487	0	0	0	-	0	-
Total	1487	478	285	284	99.65%	1	0.35%

Statement of Votes Cast
Otsego County, MI
2016 General Primary

Date:08/03/16
Time:13:57:07
Page:69 of 257

SOVC For Jurisdiction Wide, All Counters, All Races

	REP Corwith Trustee					
	Reg. Voters	Times Counted	Total Votes	Thomas R. Loshaw (REP)	Write-In Votes	
Jurisdiction Wide						
City of Gaylord, Ward 1, Precinct 1						
Polling	-	-	-	-	-	-
AVCB (if used)	-	-	-	-	-	-
Total	-	-	-	-	-	-
City of Gaylord, Ward 2, Precinct 2						
Polling	-	-	-	-	-	-
AVCB (if used)	-	-	-	-	-	-
Total	-	-	-	-	-	-
City of Gaylord, Ward 3, Precinct 3						
Polling	-	-	-	-	-	-
AVCB (if used)	-	-	-	-	-	-
Total	-	-	-	-	-	-
Bagley Township Precinct 1						
Polling	-	-	-	-	-	-
AVCB (if used)	-	-	-	-	-	-
Total	-	-	-	-	-	-
Bagley Township Precinct 2						
Polling	-	-	-	-	-	-
AVCB (if used)	-	-	-	-	-	-
Total	-	-	-	-	-	-
Charlton Township, Precinct 1						
Polling	-	-	-	-	-	-
AVCB (if used)	-	-	-	-	-	-
Total	-	-	-	-	-	-
Chester Township, Precinct 1						
Polling	-	-	-	-	-	-
AVCB (if used)	-	-	-	-	-	-
Total	-	-	-	-	-	-
Corwith Township, Precinct 1						
Polling	1487	478	290	284 97.93%	6 2.07%	
AVCB (if used)	1487	0	0	0	0	
Total	1487	478	290	284 97.93%	6 2.07%	
Dover Township, Precinct 1						
Polling	-	-	-	-	-	-
AVCB (if used)	-	-	-	-	-	-
Total	-	-	-	-	-	-
Elmira Township, Precinct 1						
Polling	-	-	-	-	-	-
AVCB (if used)	-	-	-	-	-	-
Total	-	-	-	-	-	-
Hayes Township Precinct 1						
Polling	-	-	-	-	-	-
AVCB (if used)	-	-	-	-	-	-
Total	-	-	-	-	-	-
Livingston Twp Precinct 1						
Polling	-	-	-	-	-	-
AVCB (if used)	-	-	-	-	-	-
Total	-	-	-	-	-	-
Otsego Lake Twp Precinct 1						
Polling	-	-	-	-	-	-
AVCB (if used)	-	-	-	-	-	-
Total	-	-	-	-	-	-
ANTRIM Warner Twp P1						
Polling	-	-	-	-	-	-
AVCB (if used)	-	-	-	-	-	-
Total	-	-	-	-	-	-
CHARLEVOIX Chandler Twp P1V						
Polling	-	-	-	-	-	-

Statement of Votes Cast
Otsego County, MI
2016 General Primary

Date:08/03/16
Time:13:57:07
Page:70 of 257

SOVC For Jurisdiction Wide, All Counters, All Races

	REP Corwith Trustee						
	Reg. Voters	Times Counted	Total Votes	Thomas R. Loshaw (REP)	Write-In Votes		
AVCB (if used)	-	-	-	-	-	-	-
Total	-	-	-	-	-	-	-
CHARLEVOIX Hudson Twp P1V							
Polling	-	-	-	-	-	-	-
AVCB (if used)	-	-	-	-	-	-	-
Total	-	-	-	-	-	-	-
CHEBOYGAN Wilmot Twp P1V							
Polling	-	-	-	-	-	-	-
AVCB (if used)	-	-	-	-	-	-	-
Total	-	-	-	-	-	-	-
Total							
Polling	1487	478	290	284	97.93%	6	2.07%
AVCB (if used)	1487	0	0	0	-	0	-
Total	1487	478	290	284	97.93%	6	2.07%

Statement of Votes Cast
Otsego County, MI
2016 General Primary

Date:08/03/16
Time:13:57:07
Page:71 of 257

SOVC For Jurisdiction Wide, All Counters, All Races

	REP Dover Supervisor					
	Reg. Voters	Times Counted	Total Votes	Thomas Murphy (REP)	Write-In Votes	
Jurisdiction Wide						
City of Gaylord, Ward 1, Precinct 1						
Polling	-	-	-	-	-	-
AVCB (if used)	-	-	-	-	-	-
Total	-	-	-	-	-	-
City of Gaylord, Ward 2, Precinct 2						
Polling	-	-	-	-	-	-
AVCB (if used)	-	-	-	-	-	-
Total	-	-	-	-	-	-
City of Gaylord, Ward 3, Precinct 3						
Polling	-	-	-	-	-	-
AVCB (if used)	-	-	-	-	-	-
Total	-	-	-	-	-	-
Bagley Township Precinct 1						
Polling	-	-	-	-	-	-
AVCB (if used)	-	-	-	-	-	-
Total	-	-	-	-	-	-
Bagley Township Precinct 2						
Polling	-	-	-	-	-	-
AVCB (if used)	-	-	-	-	-	-
Total	-	-	-	-	-	-
Charlton Township, Precinct 1						
Polling	-	-	-	-	-	-
AVCB (if used)	-	-	-	-	-	-
Total	-	-	-	-	-	-
Chester Township, Precinct 1						
Polling	-	-	-	-	-	-
AVCB (if used)	-	-	-	-	-	-
Total	-	-	-	-	-	-
Corwith Township, Precinct 1						
Polling	-	-	-	-	-	-
AVCB (if used)	-	-	-	-	-	-
Total	-	-	-	-	-	-
Dover Township, Precinct 1						
Polling	512	161	105	105 100.00%	0 0.00%	
AVCB (if used)	512	0	0	0	0	
Total	512	161	105	105 100.00%	0 0.00%	
Elmira Township, Precinct 1						
Polling	-	-	-	-	-	-
AVCB (if used)	-	-	-	-	-	-
Total	-	-	-	-	-	-
Hayes Township Precinct 1						
Polling	-	-	-	-	-	-
AVCB (if used)	-	-	-	-	-	-
Total	-	-	-	-	-	-
Livingston Twp Precinct 1						
Polling	-	-	-	-	-	-
AVCB (if used)	-	-	-	-	-	-
Total	-	-	-	-	-	-
Otsego Lake Twp Precinct 1						
Polling	-	-	-	-	-	-
AVCB (if used)	-	-	-	-	-	-
Total	-	-	-	-	-	-
ANTRIM Warner Twp P1						
Polling	-	-	-	-	-	-
AVCB (if used)	-	-	-	-	-	-
Total	-	-	-	-	-	-
CHARLEVOIX Chandler Twp P1V						
Polling	-	-	-	-	-	-

Statement of Votes Cast
Otsego County, MI
2016 General Primary

Date:08/03/16
Time:13:57:07
Page:72 of 257

SOVC For Jurisdiction Wide, All Counters, All Races

	REP Dover Supervisor						
	Reg. Voters	Times Counted	Total Votes	Thomas Murphy (REP)	Write-In Votes		
AVCB (if used)	-	-	-	-	-	-	-
Total	-	-	-	-	-	-	-
CHARLEVOIX Hudson Twp P1V							
Polling	-	-	-	-	-	-	-
AVCB (if used)	-	-	-	-	-	-	-
Total	-	-	-	-	-	-	-
CHEBOYGAN Wilmot Twp P1V							
Polling	-	-	-	-	-	-	-
AVCB (if used)	-	-	-	-	-	-	-
Total	-	-	-	-	-	-	-
Total							
Polling	512	161	105	105 100.00%	0	0	0.00%
AVCB (if used)	512	0	0	0	-	0	-
Total	512	161	105	105 100.00%	0	0	0.00%

Statement of Votes Cast
Otsego County, MI
2016 General Primary

Date:08/03/16
Time:13:57:07
Page:73 of 257

SOVC For Jurisdiction Wide, All Counters, All Races

	REP Dover Clerk			
	Reg. Voters	Times Counted	Total Votes	Write-In Votes
Jurisdiction Wide				
City of Gaylord, Ward 1, Precinct 1				
Polling	-	-	-	-
AVCB (if used)	-	-	-	-
Total	-	-	-	-
City of Gaylord, Ward 2, Precinct 2				
Polling	-	-	-	-
AVCB (if used)	-	-	-	-
Total	-	-	-	-
City of Gaylord, Ward 3, Precinct 3				
Polling	-	-	-	-
AVCB (if used)	-	-	-	-
Total	-	-	-	-
Bagley Township Precinct 1				
Polling	-	-	-	-
AVCB (if used)	-	-	-	-
Total	-	-	-	-
Bagley Township Precinct 2				
Polling	-	-	-	-
AVCB (if used)	-	-	-	-
Total	-	-	-	-
Charlton Township, Precinct 1				
Polling	-	-	-	-
AVCB (if used)	-	-	-	-
Total	-	-	-	-
Chester Township, Precinct 1				
Polling	-	-	-	-
AVCB (if used)	-	-	-	-
Total	-	-	-	-
Corwith Township, Precinct 1				
Polling	-	-	-	-
AVCB (if used)	-	-	-	-
Total	-	-	-	-
Dover Township, Precinct 1				
Polling	512	161	5	5 100.00%
AVCB (if used)	512	0	0	0
Total	512	161	5	5 100.00%
Elmira Township, Precinct 1				
Polling	-	-	-	-
AVCB (if used)	-	-	-	-
Total	-	-	-	-
Hayes Township Precinct 1				
Polling	-	-	-	-
AVCB (if used)	-	-	-	-
Total	-	-	-	-
Livingston Twp Precinct 1				
Polling	-	-	-	-
AVCB (if used)	-	-	-	-
Total	-	-	-	-
Otsego Lake Twp Precinct 1				
Polling	-	-	-	-
AVCB (if used)	-	-	-	-
Total	-	-	-	-
ANTRIM Warner Twp P1				
Polling	-	-	-	-
AVCB (if used)	-	-	-	-
Total	-	-	-	-
CHARLEVOIX Chandler Twp P1V				
Polling	-	-	-	-

Statement of Votes Cast
Otsego County, MI
2016 General Primary

Date:08/03/16
Time:13:57:07
Page:74 of 257

SOVC For Jurisdiction Wide, All Counters, All Races

	REP Dover Clerk			
	Reg. Voters	Times Counted	Total Votes	Write-In Votes
AVCB (if used)	-	-	-	-
Total	-	-	-	-
CHARLEVOIX Hudson Twp P1V	-	-	-	-
Polling	-	-	-	-
AVCB (if used)	-	-	-	-
Total	-	-	-	-
CHEBOYGAN Wilmot Twp P1V	-	-	-	-
Polling	-	-	-	-
AVCB (if used)	-	-	-	-
Total	-	-	-	-
Total				
Polling	512	161	5	5 100.00%
AVCB (if used)	512	0	0	0
Total	512	161	5	5 100.00%

Statement of Votes Cast
Otsego County, MI
2016 General Primary

Date:08/03/16
Time:13:57:07
Page:75 of 257

SOVC For Jurisdiction Wide, All Counters, All Races

	REP Dover Treasurer					
	Reg. Voters	Times Counted	Total Votes	Diane M. House (REP)	Write-In Votes	
Jurisdiction Wide						
City of Gaylord, Ward 1, Precinct 1						
Polling	-	-	-	-	-	-
AVCB (if used)	-	-	-	-	-	-
Total	-	-	-	-	-	-
City of Gaylord, Ward 2, Precinct 2						
Polling	-	-	-	-	-	-
AVCB (if used)	-	-	-	-	-	-
Total	-	-	-	-	-	-
City of Gaylord, Ward 3, Precinct 3						
Polling	-	-	-	-	-	-
AVCB (if used)	-	-	-	-	-	-
Total	-	-	-	-	-	-
Bagley Township Precinct 1						
Polling	-	-	-	-	-	-
AVCB (if used)	-	-	-	-	-	-
Total	-	-	-	-	-	-
Bagley Township Precinct 2						
Polling	-	-	-	-	-	-
AVCB (if used)	-	-	-	-	-	-
Total	-	-	-	-	-	-
Charlton Township, Precinct 1						
Polling	-	-	-	-	-	-
AVCB (if used)	-	-	-	-	-	-
Total	-	-	-	-	-	-
Chester Township, Precinct 1						
Polling	-	-	-	-	-	-
AVCB (if used)	-	-	-	-	-	-
Total	-	-	-	-	-	-
Corwith Township, Precinct 1						
Polling	-	-	-	-	-	-
AVCB (if used)	-	-	-	-	-	-
Total	-	-	-	-	-	-
Dover Township, Precinct 1						
Polling	512	161	112	112 100.00%	0 0.00%	-
AVCB (if used)	512	0	0	0 -	0 -	-
Total	512	161	112	112 100.00%	0 0.00%	-
Elmira Township, Precinct 1						
Polling	-	-	-	-	-	-
AVCB (if used)	-	-	-	-	-	-
Total	-	-	-	-	-	-
Hayes Township Precinct 1						
Polling	-	-	-	-	-	-
AVCB (if used)	-	-	-	-	-	-
Total	-	-	-	-	-	-
Livingston Twp Precinct 1						
Polling	-	-	-	-	-	-
AVCB (if used)	-	-	-	-	-	-
Total	-	-	-	-	-	-
Otsego Lake Twp Precinct 1						
Polling	-	-	-	-	-	-
AVCB (if used)	-	-	-	-	-	-
Total	-	-	-	-	-	-
ANTRIM Warner Twp P1						
Polling	-	-	-	-	-	-
AVCB (if used)	-	-	-	-	-	-
Total	-	-	-	-	-	-
CHARLEVOIX Chandler Twp P1V						
Polling	-	-	-	-	-	-

Statement of Votes Cast
Otsego County, MI
2016 General Primary

Date:08/03/16
Time:13:57:07
Page:76 of 257

SOVC For Jurisdiction Wide, All Counters, All Races

	REP Dover Treasurer					
	Reg. Voters	Times Counted	Total Votes	Diane M. House (REP)	Write-In Votes	
AVCB (if used)	-	-	-	-	-	-
Total	-	-	-	-	-	-
CHARLEVOIX Hudson Twp P1V	-	-	-	-	-	-
Polling	-	-	-	-	-	-
AVCB (if used)	-	-	-	-	-	-
Total	-	-	-	-	-	-
CHEBOYGAN Wilmot Twp P1V	-	-	-	-	-	-
Polling	-	-	-	-	-	-
AVCB (if used)	-	-	-	-	-	-
Total	-	-	-	-	-	-
Total						
Polling	512	161	112	112 100.00%	0	0.00%
AVCB (if used)	512	0	0	0	0	-
Total	512	161	112	112 100.00%	0	0.00%

Statement of Votes Cast
Otsego County, MI
2016 General Primary

Date:08/03/16
Time:13:57:07
Page:77 of 257

SOVC For Jurisdiction Wide, All Counters, All Races

	REP Dover Trustee						
	Reg. Voters	Times Counted	Total Votes	Robert Klee (REP)	Write-In Votes		
Jurisdiction Wide							
City of Gaylord, Ward 1, Precinct 1							
Polling	-	-	-	-	-	-	-
AVCB (if used)	-	-	-	-	-	-	-
Total	-	-	-	-	-	-	-
City of Gaylord, Ward 2, Precinct 2							
Polling	-	-	-	-	-	-	-
AVCB (if used)	-	-	-	-	-	-	-
Total	-	-	-	-	-	-	-
City of Gaylord, Ward 3, Precinct 3							
Polling	-	-	-	-	-	-	-
AVCB (if used)	-	-	-	-	-	-	-
Total	-	-	-	-	-	-	-
Bagley Township Precinct 1							
Polling	-	-	-	-	-	-	-
AVCB (if used)	-	-	-	-	-	-	-
Total	-	-	-	-	-	-	-
Bagley Township Precinct 2							
Polling	-	-	-	-	-	-	-
AVCB (if used)	-	-	-	-	-	-	-
Total	-	-	-	-	-	-	-
Charlton Township, Precinct 1							
Polling	-	-	-	-	-	-	-
AVCB (if used)	-	-	-	-	-	-	-
Total	-	-	-	-	-	-	-
Chester Township, Precinct 1							
Polling	-	-	-	-	-	-	-
AVCB (if used)	-	-	-	-	-	-	-
Total	-	-	-	-	-	-	-
Corwith Township, Precinct 1							
Polling	-	-	-	-	-	-	-
AVCB (if used)	-	-	-	-	-	-	-
Total	-	-	-	-	-	-	-
Dover Township, Precinct 1							
Polling	512	161	108	108 100.00%	0	0	0.00%
AVCB (if used)	512	0	0	0	-	0	-
Total	512	161	108	108 100.00%	0	0	0.00%
Elmira Township, Precinct 1							
Polling	-	-	-	-	-	-	-
AVCB (if used)	-	-	-	-	-	-	-
Total	-	-	-	-	-	-	-
Hayes Township Precinct 1							
Polling	-	-	-	-	-	-	-
AVCB (if used)	-	-	-	-	-	-	-
Total	-	-	-	-	-	-	-
Livingston Twp Precinct 1							
Polling	-	-	-	-	-	-	-
AVCB (if used)	-	-	-	-	-	-	-
Total	-	-	-	-	-	-	-
Otsego Lake Twp Precinct 1							
Polling	-	-	-	-	-	-	-
AVCB (if used)	-	-	-	-	-	-	-
Total	-	-	-	-	-	-	-
ANTRIM Warner Twp P1							
Polling	-	-	-	-	-	-	-
AVCB (if used)	-	-	-	-	-	-	-
Total	-	-	-	-	-	-	-
CHARLEVOIX Chandler Twp P1V							
Polling	-	-	-	-	-	-	-

Statement of Votes Cast
Otsego County, MI
2016 General Primary

Date:08/03/16
Time:13:57:07
Page:78 of 257

SOVC For Jurisdiction Wide, All Counters, All Races

	REP Dover Trustee						
	Reg. Voters	Times Counted	Total Votes	Robert Klee (REP)	Write-In Votes		
AVCB (if used)	-	-	-	-	-	-	-
Total	-	-	-	-	-	-	-
CHARLEVOIX Hudson Twp P1V							
Polling	-	-	-	-	-	-	-
AVCB (if used)	-	-	-	-	-	-	-
Total	-	-	-	-	-	-	-
CHEBOYGAN Wilmot Twp P1V							
Polling	-	-	-	-	-	-	-
AVCB (if used)	-	-	-	-	-	-	-
Total	-	-	-	-	-	-	-
Total							
Polling	512	161	108	108 100.00%	0	0	0.00%
AVCB (if used)	512	0	0	0	-	0	-
Total	512	161	108	108 100.00%	0	0	0.00%

Statement of Votes Cast
Otsego County, MI
2016 General Primary

Date:08/03/16
Time:13:57:07
Page:79 of 257

SOVC For Jurisdiction Wide, All Counters, All Races

	REP Elmira Supervisor						
	Reg. Voters	Times Counted	Total Votes	Diane J. Franckowiak (REP)		Write-In Votes	
Jurisdiction Wide							
City of Gaylord, Ward 1, Precinct 1							
Polling	-	-	-	-	-	-	-
AVCB (if used)	-	-	-	-	-	-	-
Total	-	-	-	-	-	-	-
City of Gaylord, Ward 2, Precinct 2							
Polling	-	-	-	-	-	-	-
AVCB (if used)	-	-	-	-	-	-	-
Total	-	-	-	-	-	-	-
City of Gaylord, Ward 3, Precinct 3							
Polling	-	-	-	-	-	-	-
AVCB (if used)	-	-	-	-	-	-	-
Total	-	-	-	-	-	-	-
Bagley Township Precinct 1							
Polling	-	-	-	-	-	-	-
AVCB (if used)	-	-	-	-	-	-	-
Total	-	-	-	-	-	-	-
Bagley Township Precinct 2							
Polling	-	-	-	-	-	-	-
AVCB (if used)	-	-	-	-	-	-	-
Total	-	-	-	-	-	-	-
Charlton Township, Precinct 1							
Polling	-	-	-	-	-	-	-
AVCB (if used)	-	-	-	-	-	-	-
Total	-	-	-	-	-	-	-
Chester Township, Precinct 1							
Polling	-	-	-	-	-	-	-
AVCB (if used)	-	-	-	-	-	-	-
Total	-	-	-	-	-	-	-
Corwith Township, Precinct 1							
Polling	-	-	-	-	-	-	-
AVCB (if used)	-	-	-	-	-	-	-
Total	-	-	-	-	-	-	-
Dover Township, Precinct 1							
Polling	-	-	-	-	-	-	-
AVCB (if used)	-	-	-	-	-	-	-
Total	-	-	-	-	-	-	-
Elmira Township, Precinct 1							
Polling	1383	359	216	212	98.15%	4	1.85%
AVCB (if used)	1383	0	0	0	-	0	-
Total	1383	359	216	212	98.15%	4	1.85%
Hayes Township Precinct 1							
Polling	-	-	-	-	-	-	-
AVCB (if used)	-	-	-	-	-	-	-
Total	-	-	-	-	-	-	-
Livingston Twp Precinct 1							
Polling	-	-	-	-	-	-	-
AVCB (if used)	-	-	-	-	-	-	-
Total	-	-	-	-	-	-	-
Otsego Lake Twp Precinct 1							
Polling	-	-	-	-	-	-	-
AVCB (if used)	-	-	-	-	-	-	-
Total	-	-	-	-	-	-	-
ANTRIM Warner Twp P1							
Polling	-	-	-	-	-	-	-
AVCB (if used)	-	-	-	-	-	-	-
Total	-	-	-	-	-	-	-
CHARLEVOIX Chandler Twp P1V							
Polling	-	-	-	-	-	-	-

Statement of Votes Cast
Otsego County, MI
2016 General Primary

Date:08/03/16
Time:13:57:07
Page:80 of 257

SOVC For Jurisdiction Wide, All Counters, All Races

	REP Elmira Supervisor						
	Reg. Voters	Times Counted	Total Votes	Diane J. Franckowiak (REP)		Write-In Votes	
AVCB (if used)	-	-	-	-	-	-	-
Total	-	-	-	-	-	-	-
CHARLEVOIX Hudson Twp P1V							
Polling	-	-	-	-	-	-	-
AVCB (if used)	-	-	-	-	-	-	-
Total	-	-	-	-	-	-	-
CHEBOYGAN Wilmot Twp P1V							
Polling	-	-	-	-	-	-	-
AVCB (if used)	-	-	-	-	-	-	-
Total	-	-	-	-	-	-	-
Total							
Polling	1383	359	216	212	98.15%	4	1.85%
AVCB (if used)	1383	0	0	0	-	0	-
Total	1383	359	216	212	98.15%	4	1.85%

Statement of Votes Cast
Otsego County, MI
2016 General Primary

Date:08/03/16
Time:13:57:07
Page:81 of 257

SOVC For Jurisdiction Wide, All Counters, All Races

	REP Elmira Clerk						
	Reg. Voters	Times Counted	Total Votes	Susan Schaedig (REP)	Write-In Votes		
Jurisdiction Wide							
City of Gaylord, Ward 1, Precinct 1							
Polling	-	-	-	-	-	-	-
AVCB (if used)	-	-	-	-	-	-	-
Total	-	-	-	-	-	-	-
City of Gaylord, Ward 2, Precinct 2							
Polling	-	-	-	-	-	-	-
AVCB (if used)	-	-	-	-	-	-	-
Total	-	-	-	-	-	-	-
City of Gaylord, Ward 3, Precinct 3							
Polling	-	-	-	-	-	-	-
AVCB (if used)	-	-	-	-	-	-	-
Total	-	-	-	-	-	-	-
Bagley Township Precinct 1							
Polling	-	-	-	-	-	-	-
AVCB (if used)	-	-	-	-	-	-	-
Total	-	-	-	-	-	-	-
Bagley Township Precinct 2							
Polling	-	-	-	-	-	-	-
AVCB (if used)	-	-	-	-	-	-	-
Total	-	-	-	-	-	-	-
Charlton Township, Precinct 1							
Polling	-	-	-	-	-	-	-
AVCB (if used)	-	-	-	-	-	-	-
Total	-	-	-	-	-	-	-
Chester Township, Precinct 1							
Polling	-	-	-	-	-	-	-
AVCB (if used)	-	-	-	-	-	-	-
Total	-	-	-	-	-	-	-
Corwith Township, Precinct 1							
Polling	-	-	-	-	-	-	-
AVCB (if used)	-	-	-	-	-	-	-
Total	-	-	-	-	-	-	-
Dover Township, Precinct 1							
Polling	-	-	-	-	-	-	-
AVCB (if used)	-	-	-	-	-	-	-
Total	-	-	-	-	-	-	-
Elmira Township, Precinct 1							
Polling	1383	359	212	210 99.06%	2	0.94%	-
AVCB (if used)	1383	0	0	0	0	-	-
Total	1383	359	212	210 99.06%	2	0.94%	-
Hayes Township Precinct 1							
Polling	-	-	-	-	-	-	-
AVCB (if used)	-	-	-	-	-	-	-
Total	-	-	-	-	-	-	-
Livingston Twp Precinct 1							
Polling	-	-	-	-	-	-	-
AVCB (if used)	-	-	-	-	-	-	-
Total	-	-	-	-	-	-	-
Otsego Lake Twp Precinct 1							
Polling	-	-	-	-	-	-	-
AVCB (if used)	-	-	-	-	-	-	-
Total	-	-	-	-	-	-	-
ANTRIM Warner Twp P1							
Polling	-	-	-	-	-	-	-
AVCB (if used)	-	-	-	-	-	-	-
Total	-	-	-	-	-	-	-
CHARLEVOIX Chandler Twp P1V							
Polling	-	-	-	-	-	-	-

Statement of Votes Cast
Otsego County, MI
2016 General Primary

Date:08/03/16
Time:13:57:07
Page:82 of 257

SOVC For Jurisdiction Wide, All Counters, All Races

	REP Elmira Clerk						
	Reg. Voters	Times Counted	Total Votes	Susan Schaedig (REP)	Write-In Votes		
AVCB (if used)	-	-	-	-	-	-	-
Total	-	-	-	-	-	-	-
CHARLEVOIX Hudson Twp P1V							
Polling	-	-	-	-	-	-	-
AVCB (if used)	-	-	-	-	-	-	-
Total	-	-	-	-	-	-	-
CHEBOYGAN Wilmot Twp P1V							
Polling	-	-	-	-	-	-	-
AVCB (if used)	-	-	-	-	-	-	-
Total	-	-	-	-	-	-	-
Total							
Polling	1383	359	212	210 99.06%	2	0.94%	
AVCB (if used)	1383	0	0	0 -	0	-	
Total	1383	359	212	210 99.06%	2	0.94%	

Statement of Votes Cast
Otsego County, MI
2016 General Primary

Date:08/03/16
Time:13:57:07
Page:83 of 257

SOVC For Jurisdiction Wide, All Counters, All Races

	REP Elmira Treasurer							
	Reg. Voters	Times Counted	Total Votes	Diane Purgiel (REP)		Write-In Votes		
Jurisdiction Wide								
City of Gaylord, Ward 1, Precinct 1								
Polling	-	-	-	-	-	-	-	-
AVCB (if used)	-	-	-	-	-	-	-	-
Total	-	-	-	-	-	-	-	-
City of Gaylord, Ward 2, Precinct 2								
Polling	-	-	-	-	-	-	-	-
AVCB (if used)	-	-	-	-	-	-	-	-
Total	-	-	-	-	-	-	-	-
City of Gaylord, Ward 3, Precinct 3								
Polling	-	-	-	-	-	-	-	-
AVCB (if used)	-	-	-	-	-	-	-	-
Total	-	-	-	-	-	-	-	-
Bagley Township Precinct 1								
Polling	-	-	-	-	-	-	-	-
AVCB (if used)	-	-	-	-	-	-	-	-
Total	-	-	-	-	-	-	-	-
Bagley Township Precinct 2								
Polling	-	-	-	-	-	-	-	-
AVCB (if used)	-	-	-	-	-	-	-	-
Total	-	-	-	-	-	-	-	-
Charlton Township, Precinct 1								
Polling	-	-	-	-	-	-	-	-
AVCB (if used)	-	-	-	-	-	-	-	-
Total	-	-	-	-	-	-	-	-
Chester Township, Precinct 1								
Polling	-	-	-	-	-	-	-	-
AVCB (if used)	-	-	-	-	-	-	-	-
Total	-	-	-	-	-	-	-	-
Corwith Township, Precinct 1								
Polling	-	-	-	-	-	-	-	-
AVCB (if used)	-	-	-	-	-	-	-	-
Total	-	-	-	-	-	-	-	-
Dover Township, Precinct 1								
Polling	-	-	-	-	-	-	-	-
AVCB (if used)	-	-	-	-	-	-	-	-
Total	-	-	-	-	-	-	-	-
Elmira Township, Precinct 1								
Polling	1383	359	216	212	98.15%	4	1.85%	
AVCB (if used)	1383	0	0	0	-	0	-	
Total	1383	359	216	212	98.15%	4	1.85%	
Hayes Township Precinct 1								
Polling	-	-	-	-	-	-	-	-
AVCB (if used)	-	-	-	-	-	-	-	-
Total	-	-	-	-	-	-	-	-
Livingston Twp Precinct 1								
Polling	-	-	-	-	-	-	-	-
AVCB (if used)	-	-	-	-	-	-	-	-
Total	-	-	-	-	-	-	-	-
Otsego Lake Twp Precinct 1								
Polling	-	-	-	-	-	-	-	-
AVCB (if used)	-	-	-	-	-	-	-	-
Total	-	-	-	-	-	-	-	-
ANTRIM Warner Twp P1								
Polling	-	-	-	-	-	-	-	-
AVCB (if used)	-	-	-	-	-	-	-	-
Total	-	-	-	-	-	-	-	-
CHARLEVOIX Chandler Twp P1V								
Polling	-	-	-	-	-	-	-	-

Statement of Votes Cast
Otsego County, MI
2016 General Primary

Date:08/03/16
Time:13:57:07
Page:84 of 257

SOVC For Jurisdiction Wide, All Counters, All Races

	REP Elmira Treasurer							
	Reg. Voters	Times Counted	Total Votes	Diane Purgiel (REP)		Write-In Votes		
AVCB (if used)	-	-	-	-	-	-	-	-
Total	-	-	-	-	-	-	-	-
CHARLEVOIX Hudson Twp P1V								
Polling	-	-	-	-	-	-	-	-
AVCB (if used)	-	-	-	-	-	-	-	-
Total	-	-	-	-	-	-	-	-
CHEBOYGAN Wilmot Twp P1V								
Polling	-	-	-	-	-	-	-	-
AVCB (if used)	-	-	-	-	-	-	-	-
Total	-	-	-	-	-	-	-	-
Total								
Polling	1383	359	216	212	98.15%	4	1.85%	-
AVCB (if used)	1383	0	0	0	-	0	-	-
Total	1383	359	216	212	98.15%	4	1.85%	-

Date:08/03/16
Time:13:57:07
Page:85 of 257

[illegible]

Statement of Votes Cast
Otsego County, MI
2016 General Primary

Date:08/03/16
Time:13:57:07
Page:86 of 257

SOVC For Jurisdiction Wide, All Counters, All Races

	REP Elmira Trustee									
	Reg. Voters	Times Counted	Total Votes	Dale Holzschu (REP)		Leonard Skop (REP)		Write-In Votes		
AVCB (if used)	-	-	-	-	-	-	-	-	-	-
Total	-	-	-	-	-	-	-	-	-	-
CHARLEVOIX Hudson Twp P1V										
Polling	-	-	-	-	-	-	-	-	-	-
AVCB (if used)	-	-	-	-	-	-	-	-	-	-
Total	-	-	-	-	-	-	-	-	-	-
CHEBOYGAN Wilmot Twp P1V										
Polling	-	-	-	-	-	-	-	-	-	-
AVCB (if used)	-	-	-	-	-	-	-	-	-	-
Total	-	-	-	-	-	-	-	-	-	-
Total										
Polling	1383	359	343	174	50.73%	167	48.69%	2	0.58%	
AVCB (if used)	1383	0	0	0	-	0	-	0	-	
Total	1383	359	343	174	50.73%	167	48.69%	2	0.58%	

Statement of Votes Cast
Otsego County, MI
2016 General Primary

Date:08/03/16
Time:13:57:07
Page:87 of 257

SOVC For Jurisdiction Wide, All Counters, All Races

	REP Hayes Supervisor					
	Reg. Voters	Times Counted	Total Votes	Mary M. Sanders (REP)	Write-In Votes	
Jurisdiction Wide						
City of Gaylord, Ward 1, Precinct 1						
Polling	-	-	-	-	-	-
AVCB (if used)	-	-	-	-	-	-
Total	-	-	-	-	-	-
City of Gaylord, Ward 2, Precinct 2						
Polling	-	-	-	-	-	-
AVCB (if used)	-	-	-	-	-	-
Total	-	-	-	-	-	-
City of Gaylord, Ward 3, Precinct 3						
Polling	-	-	-	-	-	-
AVCB (if used)	-	-	-	-	-	-
Total	-	-	-	-	-	-
Bagley Township Precinct 1						
Polling	-	-	-	-	-	-
AVCB (if used)	-	-	-	-	-	-
Total	-	-	-	-	-	-
Bagley Township Precinct 2						
Polling	-	-	-	-	-	-
AVCB (if used)	-	-	-	-	-	-
Total	-	-	-	-	-	-
Charlton Township, Precinct 1						
Polling	-	-	-	-	-	-
AVCB (if used)	-	-	-	-	-	-
Total	-	-	-	-	-	-
Chester Township, Precinct 1						
Polling	-	-	-	-	-	-
AVCB (if used)	-	-	-	-	-	-
Total	-	-	-	-	-	-
Corwith Township, Precinct 1						
Polling	-	-	-	-	-	-
AVCB (if used)	-	-	-	-	-	-
Total	-	-	-	-	-	-
Dover Township, Precinct 1						
Polling	-	-	-	-	-	-
AVCB (if used)	-	-	-	-	-	-
Total	-	-	-	-	-	-
Elmira Township, Precinct 1						
Polling	-	-	-	-	-	-
AVCB (if used)	-	-	-	-	-	-
Total	-	-	-	-	-	-
Hayes Township Precinct 1						
Polling	2147	519	319	319 100.00%	0 0.00%	-
AVCB (if used)	2147	0	0	0	0	-
Total	2147	519	319	319 100.00%	0 0.00%	-
Livingston Twp Precinct 1						
Polling	-	-	-	-	-	-
AVCB (if used)	-	-	-	-	-	-
Total	-	-	-	-	-	-
Otsego Lake Twp Precinct 1						
Polling	-	-	-	-	-	-
AVCB (if used)	-	-	-	-	-	-
Total	-	-	-	-	-	-
ANTRIM Warner Twp P1						
Polling	-	-	-	-	-	-
AVCB (if used)	-	-	-	-	-	-
Total	-	-	-	-	-	-
CHARLEVOIX Chandler Twp P1V						
Polling	-	-	-	-	-	-

Statement of Votes Cast
Otsego County, MI
2016 General Primary

Date:08/03/16
Time:13:57:07
Page:88 of 257

SOVC For Jurisdiction Wide, All Counters, All Races

	REP Hayes Supervisor					
	Reg. Voters	Times Counted	Total Votes	Mary M. Sanders (REP)	Write-In Votes	
AVCB (if used)	-	-	-	-	-	-
Total	-	-	-	-	-	-
CHARLEVOIX Hudson Twp P1V						
Polling	-	-	-	-	-	-
AVCB (if used)	-	-	-	-	-	-
Total	-	-	-	-	-	-
CHEBOYGAN Wilmot Twp P1V						
Polling	-	-	-	-	-	-
AVCB (if used)	-	-	-	-	-	-
Total	-	-	-	-	-	-
Total						
Polling	2147	519	319	319 100.00%	0	0.00%
AVCB (if used)	2147	0	0	0 -	0	-
Total	2147	519	319	319 100.00%	0	0.00%

Statement of Votes Cast
Otsego County, MI
2016 General Primary

Date:08/03/16
Time:13:57:07
Page:89 of 257

SOVC For Jurisdiction Wide, All Counters, All Races

	REP Hayes Clerk						
	Reg. Voters	Times Counted	Total Votes	Richard Ross (REP)		Write-In Votes	
Jurisdiction Wide							
City of Gaylord, Ward 1, Precinct 1							
Polling	-	-	-	-	-	-	-
AVCB (if used)	-	-	-	-	-	-	-
Total	-	-	-	-	-	-	-
City of Gaylord, Ward 2, Precinct 2							
Polling	-	-	-	-	-	-	-
AVCB (if used)	-	-	-	-	-	-	-
Total	-	-	-	-	-	-	-
City of Gaylord, Ward 3, Precinct 3							
Polling	-	-	-	-	-	-	-
AVCB (if used)	-	-	-	-	-	-	-
Total	-	-	-	-	-	-	-
Bagley Township Precinct 1							
Polling	-	-	-	-	-	-	-
AVCB (if used)	-	-	-	-	-	-	-
Total	-	-	-	-	-	-	-
Bagley Township Precinct 2							
Polling	-	-	-	-	-	-	-
AVCB (if used)	-	-	-	-	-	-	-
Total	-	-	-	-	-	-	-
Charlton Township, Precinct 1							
Polling	-	-	-	-	-	-	-
AVCB (if used)	-	-	-	-	-	-	-
Total	-	-	-	-	-	-	-
Chester Township, Precinct 1							
Polling	-	-	-	-	-	-	-
AVCB (if used)	-	-	-	-	-	-	-
Total	-	-	-	-	-	-	-
Corwith Township, Precinct 1							
Polling	-	-	-	-	-	-	-
AVCB (if used)	-	-	-	-	-	-	-
Total	-	-	-	-	-	-	-
Dover Township, Precinct 1							
Polling	-	-	-	-	-	-	-
AVCB (if used)	-	-	-	-	-	-	-
Total	-	-	-	-	-	-	-
Elmira Township, Precinct 1							
Polling	-	-	-	-	-	-	-
AVCB (if used)	-	-	-	-	-	-	-
Total	-	-	-	-	-	-	-
Hayes Township Precinct 1							
Polling	2147	519	304	301	99.01%	3	0.99%
AVCB (if used)	2147	0	0	0	-	0	-
Total	2147	519	304	301	99.01%	3	0.99%
Livingston Twp Precinct 1							
Polling	-	-	-	-	-	-	-
AVCB (if used)	-	-	-	-	-	-	-
Total	-	-	-	-	-	-	-
Otsego Lake Twp Precinct 1							
Polling	-	-	-	-	-	-	-
AVCB (if used)	-	-	-	-	-	-	-
Total	-	-	-	-	-	-	-
ANTRIM Warner Twp P1							
Polling	-	-	-	-	-	-	-
AVCB (if used)	-	-	-	-	-	-	-
Total	-	-	-	-	-	-	-
CHARLEVOIX Chandler Twp P1V							
Polling	-	-	-	-	-	-	-

Statement of Votes Cast

Otsego County, MI

2016 General Primary

SOVC For Jurisdiction Wide, All Counters, All Races

Date:08/03/16

Time:13:57:07

Page:90 of 257

	REP Hayes Clerk					
	Reg. Voters	Times Counted	Total Votes	Richard Ross (REP)	Write-In Votes	
AVCB (if used)	-	-	-	-	-	-
Total	-	-	-	-	-	-
CHARLEVOIX Hudson Twp P1V						
Polling	-	-	-	-	-	-
AVCB (if used)	-	-	-	-	-	-
Total	-	-	-	-	-	-
CHEBOYGAN Wilmot Twp P1V						
Polling	-	-	-	-	-	-
AVCB (if used)	-	-	-	-	-	-
Total	-	-	-	-	-	-
Total						
Polling	2147	519	304	301 99.01%	3	0.99%
AVCB (if used)	2147	0	0	0 -	0	-
Total	2147	519	304	301 99.01%	3	0.99%

Date:08/03/16
Time:13:57:07
Page:91 of 257

[illegible]

Statement of Votes Cast
Otsego County, MI
2016 General Primary

Date:08/03/16
Time:13:57:07
Page:92 of 257

SOVC For Jurisdiction Wide, All Counters, All Races

	REP Hayes Treasurer									
	Reg. Voters	Times Counted	Total Votes	Jessie Geiger (REP)		Dana Stubli (REP)		Write-In Votes		
AVCB (if used)	-	-	-	-	-	-	-	-	-	-
Total	-	-	-	-	-	-	-	-	-	-
CHARLEVOIX Hudson Twp P1V										
Polling	-	-	-	-	-	-	-	-	-	-
AVCB (if used)	-	-	-	-	-	-	-	-	-	-
Total	-	-	-	-	-	-	-	-	-	-
CHEBOYGAN Wilmot Twp P1V										
Polling	-	-	-	-	-	-	-	-	-	-
AVCB (if used)	-	-	-	-	-	-	-	-	-	-
Total	-	-	-	-	-	-	-	-	-	-
Total										
Polling	2147	519	362	211	58.29%	148	40.88%	3	0.83%	-
AVCB (if used)	2147	0	0	0	-	0	-	0	-	-
Total	2147	519	362	211	58.29%	148	40.88%	3	0.83%	-

SOVC For Jurisdiction Wide, All Counters, All Races

Date:08/03/16
Time:13:57:07
Page:93 of 257

[illegible]

Statement of Votes Cast
Otsego County, MI
2016 General Primary
SOVC For Jurisdiction Wide, All Counters, All Races

Date:08/03/16
Time:13:57:07
Page:94 of 257

	REP Hayes Trustee									
	Reg. Voters	Times Counted	Total Votes	Brad M. Kibourn (REP)		Daniel F. Wagar (REP)		Write-In Votes		
AVCB (if used)	-	-	-	-	-	-	-	-	-	-
Total	-	-	-	-	-	-	-	-	-	-
CHARLEVOIX Hudson Twp P1V										
Polling	-	-	-	-	-	-	-	-	-	-
AVCB (if used)	-	-	-	-	-	-	-	-	-	-
Total	-	-	-	-	-	-	-	-	-	-
CHEBOYGAN Wilmot Twp P1V										
Polling	-	-	-	-	-	-	-	-	-	-
AVCB (if used)	-	-	-	-	-	-	-	-	-	-
Total	-	-	-	-	-	-	-	-	-	-
Total										
Polling	2147	519	443	193	43.57%	248	55.98%	2	0.45%	
AVCB (if used)	2147	0	0	0	-	0	-	0	-	
Total	2147	519	443	193	43.57%	248	55.98%	2	0.45%	

Statement of Votes Cast
Otsego County, MI
2016 General Primary

Date:08/03/16
Time:13:57:07
Page:95 of 257

SOVC For Jurisdiction Wide, All Counters, All Races

	REP Livingston Supervisor					
	Reg. Voters	Times Counted	Total Votes	Norman L Brecheisen (REP)	Write-In Votes	
Jurisdiction Wide						
City of Gaylord, Ward 1, Precinct 1						
Polling	-	-	-	-	-	-
AVCB (if used)	-	-	-	-	-	-
Total	-	-	-	-	-	-
City of Gaylord, Ward 2, Precinct 2						
Polling	-	-	-	-	-	-
AVCB (if used)	-	-	-	-	-	-
Total	-	-	-	-	-	-
City of Gaylord, Ward 3, Precinct 3						
Polling	-	-	-	-	-	-
AVCB (if used)	-	-	-	-	-	-
Total	-	-	-	-	-	-
Bagley Township Precinct 1						
Polling	-	-	-	-	-	-
AVCB (if used)	-	-	-	-	-	-
Total	-	-	-	-	-	-
Bagley Township Precinct 2						
Polling	-	-	-	-	-	-
AVCB (if used)	-	-	-	-	-	-
Total	-	-	-	-	-	-
Charlton Township, Precinct 1						
Polling	-	-	-	-	-	-
AVCB (if used)	-	-	-	-	-	-
Total	-	-	-	-	-	-
Chester Township, Precinct 1						
Polling	-	-	-	-	-	-
AVCB (if used)	-	-	-	-	-	-
Total	-	-	-	-	-	-
Corwith Township, Precinct 1						
Polling	-	-	-	-	-	-
AVCB (if used)	-	-	-	-	-	-
Total	-	-	-	-	-	-
Dover Township, Precinct 1						
Polling	-	-	-	-	-	-
AVCB (if used)	-	-	-	-	-	-
Total	-	-	-	-	-	-
Elmira Township, Precinct 1						
Polling	-	-	-	-	-	-
AVCB (if used)	-	-	-	-	-	-
Total	-	-	-	-	-	-
Hayes Township Precinct 1						
Polling	-	-	-	-	-	-
AVCB (if used)	-	-	-	-	-	-
Total	-	-	-	-	-	-
Livingston Twp Precinct 1						
Polling	2159	539	350	348 99.43%	2 0.57%	-
AVCB (if used)	2159	0	0	0 -	0 -	-
Total	2159	539	350	348 99.43%	2 0.57%	-
Otsego Lake Twp Precinct 1						
Polling	-	-	-	-	-	-
AVCB (if used)	-	-	-	-	-	-
Total	-	-	-	-	-	-
ANTRIM Warner Twp P1						
Polling	-	-	-	-	-	-
AVCB (if used)	-	-	-	-	-	-
Total	-	-	-	-	-	-
CHARLEVOIX Chandler Twp P1V						
Polling	-	-	-	-	-	-

Statement of Votes Cast

Otsego County, MI

2016 General Primary

SOVC For Jurisdiction Wide, All Counters, All Races

Date:08/03/16

Time:13:57:07

Page:96 of 257

	REP Livingston Supervisor					
	Reg. Voters	Times Counted	Total Votes	Norman L Brecheisen (REP)	Write-In Votes	
AVCB (if used)	-	-	-	-	-	-
Total	-	-	-	-	-	-
CHARLEVOIX Hudson Twp P1V						
Polling	-	-	-	-	-	-
AVCB (if used)	-	-	-	-	-	-
Total	-	-	-	-	-	-
CHEBOYGAN Wilmot Twp P1V						
Polling	-	-	-	-	-	-
AVCB (if used)	-	-	-	-	-	-
Total	-	-	-	-	-	-
Total						
Polling	2159	539	350	348 99.43%	2	0.57%
AVCB (if used)	2159	0	0	0	0	-
Total	2159	539	350	348 99.43%	2	0.57%

Statement of Votes Cast
Otsego County, MI
2016 General Primary

Date:08/03/16
Time:13:57:07
Page:97 of 257

SOVC For Jurisdiction Wide, All Counters, All Races

	REP Livingston Clerk						
	Reg. Voters	Times Counted	Total Votes	Elizabeth Mench (REP)	Write-In Votes		
Jurisdiction Wide							
City of Gaylord, Ward 1, Precinct 1							
Polling	-	-	-	-	-	-	-
AVCB (if used)	-	-	-	-	-	-	-
Total	-	-	-	-	-	-	-
City of Gaylord, Ward 2, Precinct 2							
Polling	-	-	-	-	-	-	-
AVCB (if used)	-	-	-	-	-	-	-
Total	-	-	-	-	-	-	-
City of Gaylord, Ward 3, Precinct 3							
Polling	-	-	-	-	-	-	-
AVCB (if used)	-	-	-	-	-	-	-
Total	-	-	-	-	-	-	-
Bagley Township Precinct 1							
Polling	-	-	-	-	-	-	-
AVCB (if used)	-	-	-	-	-	-	-
Total	-	-	-	-	-	-	-
Bagley Township Precinct 2							
Polling	-	-	-	-	-	-	-
AVCB (if used)	-	-	-	-	-	-	-
Total	-	-	-	-	-	-	-
Charlton Township, Precinct 1							
Polling	-	-	-	-	-	-	-
AVCB (if used)	-	-	-	-	-	-	-
Total	-	-	-	-	-	-	-
Chester Township, Precinct 1							
Polling	-	-	-	-	-	-	-
AVCB (if used)	-	-	-	-	-	-	-
Total	-	-	-	-	-	-	-
Corwith Township, Precinct 1							
Polling	-	-	-	-	-	-	-
AVCB (if used)	-	-	-	-	-	-	-
Total	-	-	-	-	-	-	-
Dover Township, Precinct 1							
Polling	-	-	-	-	-	-	-
AVCB (if used)	-	-	-	-	-	-	-
Total	-	-	-	-	-	-	-
Elmira Township, Precinct 1							
Polling	-	-	-	-	-	-	-
AVCB (if used)	-	-	-	-	-	-	-
Total	-	-	-	-	-	-	-
Hayes Township Precinct 1							
Polling	-	-	-	-	-	-	-
AVCB (if used)	-	-	-	-	-	-	-
Total	-	-	-	-	-	-	-
Livingston Twp Precinct 1							
Polling	2159	539	336	333 99.11%	3	0.89%	
AVCB (if used)	2159	0	0	0	0		
Total	2159	539	336	333 99.11%	3	0.89%	
Otsego Lake Twp Precinct 1							
Polling	-	-	-	-	-	-	-
AVCB (if used)	-	-	-	-	-	-	-
Total	-	-	-	-	-	-	-
ANTRIM Warner Twp P1							
Polling	-	-	-	-	-	-	-
AVCB (if used)	-	-	-	-	-	-	-
Total	-	-	-	-	-	-	-
CHARLEVOIX Chandler Twp P1V							
Polling	-	-	-	-	-	-	-

Statement of Votes Cast
Otsego County, MI
2016 General Primary

Date:08/03/16
Time:13:57:07
Page:98 of 257

SOVC For Jurisdiction Wide, All Counters, All Races

	REP Livingston Clerk						
	Reg. Voters	Times Counted	Total Votes	Elizabeth Mench (REP)	Write-In Votes		
AVCB (if used)	-	-	-	-	-	-	-
Total	-	-	-	-	-	-	-
CHARLEVOIX Hudson Twp P1V							
Polling	-	-	-	-	-	-	-
AVCB (if used)	-	-	-	-	-	-	-
Total	-	-	-	-	-	-	-
CHEBOYGAN Wilmot Twp P1V							
Polling	-	-	-	-	-	-	-
AVCB (if used)	-	-	-	-	-	-	-
Total	-	-	-	-	-	-	-
Total							
Polling	2159	539	336	333 99.11%	3	0.89%	
AVCB (if used)	2159	0	0	0	0		
Total	2159	539	336	333 99.11%	3	0.89%	

Statement of Votes Cast
Otsego County, MI
2016 General Primary

Date:08/03/16
Time:13:57:07
Page:99 of 257

SOVC For Jurisdiction Wide, All Counters, All Races

	REP Livingston Treasurer					
	Reg. Voters	Times Counted	Total Votes	Cheryl Prusakiewicz (REP)	Write-In Votes	
Jurisdiction Wide						
City of Gaylord, Ward 1, Precinct 1						
Polling	-	-	-	-	-	-
AVCB (if used)	-	-	-	-	-	-
Total	-	-	-	-	-	-
City of Gaylord, Ward 2, Precinct 2						
Polling	-	-	-	-	-	-
AVCB (if used)	-	-	-	-	-	-
Total	-	-	-	-	-	-
City of Gaylord, Ward 3, Precinct 3						
Polling	-	-	-	-	-	-
AVCB (if used)	-	-	-	-	-	-
Total	-	-	-	-	-	-
Bagley Township Precinct 1						
Polling	-	-	-	-	-	-
AVCB (if used)	-	-	-	-	-	-
Total	-	-	-	-	-	-
Bagley Township Precinct 2						
Polling	-	-	-	-	-	-
AVCB (if used)	-	-	-	-	-	-
Total	-	-	-	-	-	-
Charlton Township, Precinct 1						
Polling	-	-	-	-	-	-
AVCB (if used)	-	-	-	-	-	-
Total	-	-	-	-	-	-
Chester Township, Precinct 1						
Polling	-	-	-	-	-	-
AVCB (if used)	-	-	-	-	-	-
Total	-	-	-	-	-	-
Corwith Township, Precinct 1						
Polling	-	-	-	-	-	-
AVCB (if used)	-	-	-	-	-	-
Total	-	-	-	-	-	-
Dover Township, Precinct 1						
Polling	-	-	-	-	-	-
AVCB (if used)	-	-	-	-	-	-
Total	-	-	-	-	-	-
Elmira Township, Precinct 1						
Polling	-	-	-	-	-	-
AVCB (if used)	-	-	-	-	-	-
Total	-	-	-	-	-	-
Hayes Township Precinct 1						
Polling	-	-	-	-	-	-
AVCB (if used)	-	-	-	-	-	-
Total	-	-	-	-	-	-
Livingston Twp Precinct 1						
Polling	2159	539	362	361 99.72%	1 0.28%	
AVCB (if used)	2159	0	0	0 -	0 -	
Total	2159	539	362	361 99.72%	1 0.28%	
Otsego Lake Twp Precinct 1						
Polling	-	-	-	-	-	-
AVCB (if used)	-	-	-	-	-	-
Total	-	-	-	-	-	-
ANTRIM Warner Twp P1						
Polling	-	-	-	-	-	-
AVCB (if used)	-	-	-	-	-	-
Total	-	-	-	-	-	-
CHARLEVOIX Chandler Twp P1V						
Polling	-	-	-	-	-	-

Statement of Votes Cast
Otsego County, MI
2016 General Primary

Date:08/03/16
Time:13:57:07
Page:100 of 257

SOVC For Jurisdiction Wide, All Counters, All Races

	REP Livingston Treasurer					
	Reg. Voters	Times Counted	Total Votes	Cheryl Prusakiewicz (REP)	Write-In Votes	
AVCB (if used)	-	-	-	-	-	-
Total	-	-	-	-	-	-
CHARLEVOIX Hudson Twp P1V	-	-	-	-	-	-
Polling	-	-	-	-	-	-
AVCB (if used)	-	-	-	-	-	-
Total	-	-	-	-	-	-
CHEBOYGAN Wilmot Twp P1V	-	-	-	-	-	-
Polling	-	-	-	-	-	-
AVCB (if used)	-	-	-	-	-	-
Total	-	-	-	-	-	-
Total						
Polling	2159	539	362	361 99.72%	1	0.28%
AVCB (if used)	2159	0	0	0 -	0	-
Total	2159	539	362	361 99.72%	1	0.28%

SOVC For Jurisdiction Wide, All Counters, All Races

Date:08/03/16
Time:13:57:07
Page:101 of 257

[illegible]

Statement of Votes Cast
Otsego County, MI
2016 General Primary

Date:08/03/16
Time:13:57:07
Page:102 of 257

SOVC For Jurisdiction Wide, All Counters, All Races

	REP Livingston Trustee									
	Reg. Voters	Times Counted	Total Votes	Richard E. Carlson (REP)		Beth Dipzinski (REP)		Write-In Votes		
AVCB (if used)	-	-	-	-	-	-	-	-	-	-
Total	-	-	-	-	-	-	-	-	-	-
CHARLEVOIX Hudson Twp P1V										
Polling	-	-	-	-	-	-	-	-	-	-
AVCB (if used)	-	-	-	-	-	-	-	-	-	-
Total	-	-	-	-	-	-	-	-	-	-
CHEBOYGAN Wilmot Twp P1V										
Polling	-	-	-	-	-	-	-	-	-	-
AVCB (if used)	-	-	-	-	-	-	-	-	-	-
Total	-	-	-	-	-	-	-	-	-	-
Total										
Polling	2159	539	535	256	47.85%	278	51.96%	1	0.19%	
AVCB (if used)	2159	0	0	0	-	0	-	0	-	
Total	2159	539	535	256	47.85%	278	51.96%	1	0.19%	

Statement of Votes Cast
Otsego County, MI
2016 General Primary

Date:08/03/16
Time:13:57:07
Page:103 of 257

SOVC For Jurisdiction Wide, All Counters, All Races

	REP Otsego Lk Supervisor					
	Reg. Voters	Times Counted	Total Votes	Thomas H. Wagar (REP)	Write-In Votes	
Jurisdiction Wide						
City of Gaylord, Ward 1, Precinct 1						
Polling	-	-	-	-	-	-
AVCB (if used)	-	-	-	-	-	-
Total	-	-	-	-	-	-
City of Gaylord, Ward 2, Precinct 2						
Polling	-	-	-	-	-	-
AVCB (if used)	-	-	-	-	-	-
Total	-	-	-	-	-	-
City of Gaylord, Ward 3, Precinct 3						
Polling	-	-	-	-	-	-
AVCB (if used)	-	-	-	-	-	-
Total	-	-	-	-	-	-
Bagley Township Precinct 1						
Polling	-	-	-	-	-	-
AVCB (if used)	-	-	-	-	-	-
Total	-	-	-	-	-	-
Bagley Township Precinct 2						
Polling	-	-	-	-	-	-
AVCB (if used)	-	-	-	-	-	-
Total	-	-	-	-	-	-
Charlton Township, Precinct 1						
Polling	-	-	-	-	-	-
AVCB (if used)	-	-	-	-	-	-
Total	-	-	-	-	-	-
Chester Township, Precinct 1						
Polling	-	-	-	-	-	-
AVCB (if used)	-	-	-	-	-	-
Total	-	-	-	-	-	-
Corwith Township, Precinct 1						
Polling	-	-	-	-	-	-
AVCB (if used)	-	-	-	-	-	-
Total	-	-	-	-	-	-
Dover Township, Precinct 1						
Polling	-	-	-	-	-	-
AVCB (if used)	-	-	-	-	-	-
Total	-	-	-	-	-	-
Elmira Township, Precinct 1						
Polling	-	-	-	-	-	-
AVCB (if used)	-	-	-	-	-	-
Total	-	-	-	-	-	-
Hayes Township Precinct 1						
Polling	-	-	-	-	-	-
AVCB (if used)	-	-	-	-	-	-
Total	-	-	-	-	-	-
Livingston Twp Precinct 1						
Polling	-	-	-	-	-	-
AVCB (if used)	-	-	-	-	-	-
Total	-	-	-	-	-	-
Otsego Lake Twp Precinct 1						
Polling	2571	720	481	474 98.54%	7 1.46%	-
AVCB (if used)	2571	0	0	0 -	0 -	-
Total	2571	720	481	474 98.54%	7 1.46%	-
ANTRIM Warner Twp P1						
Polling	-	-	-	-	-	-
AVCB (if used)	-	-	-	-	-	-
Total	-	-	-	-	-	-
CHARLEVOIX Chandler Twp P1V						
Polling	-	-	-	-	-	-

Statement of Votes Cast
Otsego County, MI
2016 General Primary

Date:08/03/16
Time:13:57:07
Page:104 of 257

SOVC For Jurisdiction Wide, All Counters, All Races

	REP Otsego Lk Supervisor					
	Reg. Voters	Times Counted	Total Votes	Thomas H. Wagar (REP)	Write-In Votes	
AVCB (if used)	-	-	-	-	-	-
Total	-	-	-	-	-	-
CHARLEVOIX Hudson Twp P1V	-	-	-	-	-	-
Polling	-	-	-	-	-	-
AVCB (if used)	-	-	-	-	-	-
Total	-	-	-	-	-	-
CHEBOYGAN Wilmot Twp P1V	-	-	-	-	-	-
Polling	-	-	-	-	-	-
AVCB (if used)	-	-	-	-	-	-
Total	-	-	-	-	-	-
Total						
Polling	2571	720	481	474 98.54%	7 1.46%	
AVCB (if used)	2571	0	0	0 -	0 -	
Total	2571	720	481	474 98.54%	7 1.46%	

Date:08/03/16
Time:13:57:07
Page:105 of 257

[illegible]

Statement of Votes Cast
Otsego County, MI
2016 General Primary

Date:08/03/16
Time:13:57:07
Page:106 of 257

SOVC For Jurisdiction Wide, All Counters, All Races

	REP Otsego Lk Clerk									
	Reg. Voters	Times Counted	Total Votes	Margaret Black (REP)		Brooke Joyner (REP)		Write-In Votes		
AVCB (if used)	-	-	-	-	-	-	-	-	-	-
Total	-	-	-	-	-	-	-	-	-	-
CHARLEVOIX Hudson Twp P1V										
Polling	-	-	-	-	-	-	-	-	-	-
AVCB (if used)	-	-	-	-	-	-	-	-	-	-
Total	-	-	-	-	-	-	-	-	-	-
CHEBOYGAN Wilmot Twp P1V										
Polling	-	-	-	-	-	-	-	-	-	-
AVCB (if used)	-	-	-	-	-	-	-	-	-	-
Total	-	-	-	-	-	-	-	-	-	-
Total										
Polling	2571	720	550	388	70.55%	160	29.09%	2	0.36%	
AVCB (if used)	2571	0	0	0	-	0	-	0	-	
Total	2571	720	550	388	70.55%	160	29.09%	2	0.36%	

Statement of Votes Cast
Otsego County, MI
2016 General Primary

Date: 08/03/16
Time: 13:57:07
Page: 107 of 257

SOVC For Jurisdiction Wide, All Counters, All Races

	REP Otsego Lk Treasurer					
	Reg. Voters	Times Counted	Total Votes	Jerry L. Brown (REP)		Write-In Votes
Jurisdiction Wide						
City of Gaylord, Ward 1, Precinct 1						
Polling	-	-	-	-	-	-
AVCB (if used)	-	-	-	-	-	-
Total	-	-	-	-	-	-
City of Gaylord, Ward 2, Precinct 2						
Polling	-	-	-	-	-	-
AVCB (if used)	-	-	-	-	-	-
Total	-	-	-	-	-	-
City of Gaylord, Ward 3, Precinct 3						
Polling	-	-	-	-	-	-
AVCB (if used)	-	-	-	-	-	-
Total	-	-	-	-	-	-
Bagley Township Precinct 1						
Polling	-	-	-	-	-	-
AVCB (if used)	-	-	-	-	-	-
Total	-	-	-	-	-	-
Bagley Township Precinct 2						
Polling	-	-	-	-	-	-
AVCB (if used)	-	-	-	-	-	-
Total	-	-	-	-	-	-
Charlton Township, Precinct 1						
Polling	-	-	-	-	-	-
AVCB (if used)	-	-	-	-	-	-
Total	-	-	-	-	-	-
Chester Township, Precinct 1						
Polling	-	-	-	-	-	-
AVCB (if used)	-	-	-	-	-	-
Total	-	-	-	-	-	-
Corwith Township, Precinct 1						
Polling	-	-	-	-	-	-
AVCB (if used)	-	-	-	-	-	-
Total	-	-	-	-	-	-
Dover Township, Precinct 1						
Polling	-	-	-	-	-	-
AVCB (if used)	-	-	-	-	-	-
Total	-	-	-	-	-	-
Elmira Township, Precinct 1						
Polling	-	-	-	-	-	-
AVCB (if used)	-	-	-	-	-	-
Total	-	-	-	-	-	-
Hayes Township Precinct 1						
Polling	-	-	-	-	-	-
AVCB (if used)	-	-	-	-	-	-
Total	-	-	-	-	-	-
Livingston Twp Precinct 1						
Polling	-	-	-	-	-	-
AVCB (if used)	-	-	-	-	-	-
Total	-	-	-	-	-	-
Otsego Lake Twp Precinct 1						
Polling	2571	720	462	457	98.92%	5 1.08%
AVCB (if used)	2571	0	0	0	-	0 -
Total	2571	720	462	457	98.92%	5 1.08%
ANTRIM Warner Twp P1						
Polling	-	-	-	-	-	-
AVCB (if used)	-	-	-	-	-	-
Total	-	-	-	-	-	-
CHARLEVOIX Chandler Twp P1V						
Polling	-	-	-	-	-	-

Statement of Votes Cast
Otsego County, MI
2016 General Primary

Date:08/03/16
Time:13:57:07
Page:108 of 257

SOVC For Jurisdiction Wide, All Counters, All Races

	REP Otsego Lk Treasurer					
	Reg. Voters	Times Counted	Total Votes	Jerry L. Brown (REP)		Write-In Votes
AVCB (if used)	-	-	-	-	-	-
Total	-	-	-	-	-	-
CHARLEVOIX Hudson Twp P1V	-	-	-	-	-	-
Polling	-	-	-	-	-	-
AVCB (if used)	-	-	-	-	-	-
Total	-	-	-	-	-	-
CHEBOYGAN Wilmot Twp P1V	-	-	-	-	-	-
Polling	-	-	-	-	-	-
AVCB (if used)	-	-	-	-	-	-
Total	-	-	-	-	-	-
Total						
Polling	2571	720	462	457	98.92%	5 1.08%
AVCB (if used)	2571	0	0	0	-	0 -
Total	2571	720	462	457	98.92%	5 1.08%

Statement of Votes Cast
Otsego County, MI
2016 General Primary

Date:08/03/16
Time:13:57:07
Page:109 of 257

SOVC For Jurisdiction Wide, All Counters, All Races

	REP Otsego Lk Trustee							
	Reg. Voters	Times Counted	Total Votes	Mary Brown (REP)		Gary A. Johnson (REP)		Write-In Votes
Jurisdiction Wide								
City of Gaylord, Ward 1, Precinct 1								
Polling	-	-	-	-	-	-	-	-
AVCB (if used)	-	-	-	-	-	-	-	-
Total	-	-	-	-	-	-	-	-
City of Gaylord, Ward 2, Precinct 2								
Polling	-	-	-	-	-	-	-	-
AVCB (if used)	-	-	-	-	-	-	-	-
Total	-	-	-	-	-	-	-	-
City of Gaylord, Ward 3, Precinct 3								
Polling	-	-	-	-	-	-	-	-
AVCB (if used)	-	-	-	-	-	-	-	-
Total	-	-	-	-	-	-	-	-
Bagley Township Precinct 1								
Polling	-	-	-	-	-	-	-	-
AVCB (if used)	-	-	-	-	-	-	-	-
Total	-	-	-	-	-	-	-	-
Bagley Township Precinct 2								
Polling	-	-	-	-	-	-	-	-
AVCB (if used)	-	-	-	-	-	-	-	-
Total	-	-	-	-	-	-	-	-
Charlton Township, Precinct 1								
Polling	-	-	-	-	-	-	-	-
AVCB (if used)	-	-	-	-	-	-	-	-
Total	-	-	-	-	-	-	-	-
Chester Township, Precinct 1								
Polling	-	-	-	-	-	-	-	-
AVCB (if used)	-	-	-	-	-	-	-	-
Total	-	-	-	-	-	-	-	-
Corwith Township, Precinct 1								
Polling	-	-	-	-	-	-	-	-
AVCB (if used)	-	-	-	-	-	-	-	-
Total	-	-	-	-	-	-	-	-
Dover Township, Precinct 1								
Polling	-	-	-	-	-	-	-	-
AVCB (if used)	-	-	-	-	-	-	-	-
Total	-	-	-	-	-	-	-	-
Elmira Township, Precinct 1								
Polling	-	-	-	-	-	-	-	-
AVCB (if used)	-	-	-	-	-	-	-	-
Total	-	-	-	-	-	-	-	-
Hayes Township Precinct 1								
Polling	-	-	-	-	-	-	-	-
AVCB (if used)	-	-	-	-	-	-	-	-
Total	-	-	-	-	-	-	-	-
Livingston Twp Precinct 1								
Polling	-	-	-	-	-	-	-	-
AVCB (if used)	-	-	-	-	-	-	-	-
Total	-	-	-	-	-	-	-	-
Otsego Lake Twp Precinct 1								
Polling	2571	720	745	366	49.13%	375	50.34%	4 0.54%
AVCB (if used)	2571	0	0	0	-	0	-	0
Total	2571	720	745	366	49.13%	375	50.34%	4 0.54%
ANTRIM Warner Twp P1								
Polling	-	-	-	-	-	-	-	-
AVCB (if used)	-	-	-	-	-	-	-	-
Total	-	-	-	-	-	-	-	-
CHARLEVOIX Chandler Twp P1V								
Polling	-	-	-	-	-	-	-	-

Statement of Votes Cast
Otsego County, MI
2016 General Primary

Date:08/03/16
Time:13:57:07
Page:110 of 257

SOVC For Jurisdiction Wide, All Counters, All Races

	REP Otsego Lk Trustee									
	Reg. Voters	Times Counted	Total Votes	Mary Brown (REP)		Gary A. Johnson (REP)		Write-In Votes		
AVCB (if used)	-	-	-	-	-	-	-	-	-	-
Total	-	-	-	-	-	-	-	-	-	-
CHARLEVOIX Hudson Twp PIV	-	-	-	-	-	-	-	-	-	-
Polling	-	-	-	-	-	-	-	-	-	-
AVCB (if used)	-	-	-	-	-	-	-	-	-	-
Total	-	-	-	-	-	-	-	-	-	-
CHEBOYGAN Wilmot Twp PIV	-	-	-	-	-	-	-	-	-	-
Polling	-	-	-	-	-	-	-	-	-	-
AVCB (if used)	-	-	-	-	-	-	-	-	-	-
Total	-	-	-	-	-	-	-	-	-	-
Total										
Polling	2571	720	745	366	49.13%	375	50.34%	4	0.54%	
AVCB (if used)	2571	0	0	0	-	0	-	0	-	
Total	2571	720	745	366	49.13%	375	50.34%	4	0.54%	

Statement of Votes Cast
Otsego County, MI
2016 General Primary

Date:08/03/16
Time:13:57:07
Page:111 of 257

SOVC For Jurisdiction Wide, All Counters, All Races

	REP Otsego Lk Constable					
	Reg. Voters	Times Counted	Total Votes	Michael Coutant (REP)	Write-In Votes	
Jurisdiction Wide						
City of Gaylord, Ward 1, Precinct 1						
Polling	-	-	-	-	-	-
AVCB (if used)	-	-	-	-	-	-
Total	-	-	-	-	-	-
City of Gaylord, Ward 2, Precinct 2						
Polling	-	-	-	-	-	-
AVCB (if used)	-	-	-	-	-	-
Total	-	-	-	-	-	-
City of Gaylord, Ward 3, Precinct 3						
Polling	-	-	-	-	-	-
AVCB (if used)	-	-	-	-	-	-
Total	-	-	-	-	-	-
Bagley Township Precinct 1						
Polling	-	-	-	-	-	-
AVCB (if used)	-	-	-	-	-	-
Total	-	-	-	-	-	-
Bagley Township Precinct 2						
Polling	-	-	-	-	-	-
AVCB (if used)	-	-	-	-	-	-
Total	-	-	-	-	-	-
Charlton Township, Precinct 1						
Polling	-	-	-	-	-	-
AVCB (if used)	-	-	-	-	-	-
Total	-	-	-	-	-	-
Chester Township, Precinct 1						
Polling	-	-	-	-	-	-
AVCB (if used)	-	-	-	-	-	-
Total	-	-	-	-	-	-
Corwith Township, Precinct 1						
Polling	-	-	-	-	-	-
AVCB (if used)	-	-	-	-	-	-
Total	-	-	-	-	-	-
Dover Township, Precinct 1						
Polling	-	-	-	-	-	-
AVCB (if used)	-	-	-	-	-	-
Total	-	-	-	-	-	-
Elmira Township, Precinct 1						
Polling	-	-	-	-	-	-
AVCB (if used)	-	-	-	-	-	-
Total	-	-	-	-	-	-
Hayes Township Precinct 1						
Polling	-	-	-	-	-	-
AVCB (if used)	-	-	-	-	-	-
Total	-	-	-	-	-	-
Livingston Twp Precinct 1						
Polling	-	-	-	-	-	-
AVCB (if used)	-	-	-	-	-	-
Total	-	-	-	-	-	-
Otsego Lake Twp Precinct 1						
Polling	2571	720	445	442 99.33%	3	0.67%
AVCB (if used)	2571	0	0	0	0	
Total	2571	720	445	442 99.33%	3	0.67%
ANTRIM Warner Twp P1						
Polling	-	-	-	-	-	-
AVCB (if used)	-	-	-	-	-	-
Total	-	-	-	-	-	-
CHARLEVOIX Chandler Twp P1V						
Polling	-	-	-	-	-	-

Statement of Votes Cast
Otsego County, MI
2016 General Primary

Date:08/03/16
Time:13:57:07
Page:112 of 257

SOVC For Jurisdiction Wide, All Counters, All Races

	REP Otsego Lk Constable						
	Reg. Voters	Times Counted	Total Votes	Michael Coutant (REP)		Write-In Votes	
AVCB (if used)	-	-	-	-	-	-	-
Total	-	-	-	-	-	-	-
CHARLEVOIX Hudson Twp P1V	-	-	-	-	-	-	-
Polling	-	-	-	-	-	-	-
AVCB (if used)	-	-	-	-	-	-	-
Total	-	-	-	-	-	-	-
CHEBOYGAN Wilmot Twp P1V	-	-	-	-	-	-	-
Polling	-	-	-	-	-	-	-
AVCB (if used)	-	-	-	-	-	-	-
Total	-	-	-	-	-	-	-
Total							
Polling	2571	720	445	442	99.33%	3	0.67%
AVCB (if used)	2571	0	0	0	-	0	-
Total	2571	720	445	442	99.33%	3	0.67%

Statement of Votes Cast
Otsego County, MI
2016 General Primary

Date:08/03/16
Time:13:57:07
Page:113 of 257

SOVC For Jurisdiction Wide, All Counters, All Races

	REP Del C-Gaylord W1P1			
	Reg. Voters	Times Counted	Total Votes	Write-In Votes
Jurisdiction Wide				
City of Gaylord, Ward 1, Precinct 1				
Polling	1282	175	19	19 100.00%
AVCB (if used)	1282	0	0	0
Total	1282	175	19	19 100.00%
City of Gaylord, Ward 2, Precinct 2				
Polling	-	-	-	-
AVCB (if used)	-	-	-	-
Total	-	-	-	-
City of Gaylord, Ward 3, Precinct 3				
Polling	-	-	-	-
AVCB (if used)	-	-	-	-
Total	-	-	-	-
Bagley Township Precinct 1				
Polling	-	-	-	-
AVCB (if used)	-	-	-	-
Total	-	-	-	-
Bagley Township Precinct 2				
Polling	-	-	-	-
AVCB (if used)	-	-	-	-
Total	-	-	-	-
Charlton Township, Precinct 1				
Polling	-	-	-	-
AVCB (if used)	-	-	-	-
Total	-	-	-	-
Chester Township, Precinct 1				
Polling	-	-	-	-
AVCB (if used)	-	-	-	-
Total	-	-	-	-
Corwith Township, Precinct 1				
Polling	-	-	-	-
AVCB (if used)	-	-	-	-
Total	-	-	-	-
Dover Township, Precinct 1				
Polling	-	-	-	-
AVCB (if used)	-	-	-	-
Total	-	-	-	-
Elmira Township, Precinct 1				
Polling	-	-	-	-
AVCB (if used)	-	-	-	-
Total	-	-	-	-
Hayes Township Precinct 1				
Polling	-	-	-	-
AVCB (if used)	-	-	-	-
Total	-	-	-	-
Livingston Twp Precinct 1				
Polling	-	-	-	-
AVCB (if used)	-	-	-	-
Total	-	-	-	-
Otsego Lake Twp Precinct 1				
Polling	-	-	-	-
AVCB (if used)	-	-	-	-
Total	-	-	-	-
ANTRIM Warner Twp P1				
Polling	-	-	-	-
AVCB (if used)	-	-	-	-
Total	-	-	-	-
CHARLEVOIX Chandler Twp P1V				
Polling	-	-	-	-

Statement of Votes Cast
Otsego County, MI
2016 General Primary

Date:08/03/16
Time:13:57:07
Page:114 of 257

SOVC For Jurisdiction Wide, All Counters, All Races

REP Del C-Gaylord W1P1				
	Reg. Voters	Times Counted	Total Votes	Write-In Votes
AVCB (if used)	-	-	-	-
Total	-	-	-	-
CHARLEVOIX Hudson Twp P1V				
Polling	-	-	-	-
AVCB (if used)	-	-	-	-
Total	-	-	-	-
CHEBOYGAN Wilmot Twp P1V				
Polling	-	-	-	-
AVCB (if used)	-	-	-	-
Total	-	-	-	-
Total				
Polling	1282	175	19	19 100.00%
AVCB (if used)	1282	0	0	0
Total	1282	175	19	19 100.00%

Statement of Votes Cast

Otsego County, MI

2016 General Primary

SOVC For Jurisdiction Wide, All Counters, All Races

Date:08/03/16

Time:13:57:07

Page:115 of 257

	REP Del C-Gaylord W2P2					
	Reg. Voters	Times Counted	Total Votes	Ashley Hogge (REP)		Write-In Votes
Jurisdiction Wide						
City of Gaylord, Ward 1, Precinct 1						
Polling	-	-	-	-	-	-
AVCB (if used)	-	-	-	-	-	-
Total	-	-	-	-	-	-
City of Gaylord, Ward 2, Precinct 2						
Polling	1089	247	108	106	98.15%	2 1.85%
AVCB (if used)	1089	0	0	0	-	0
Total	1089	247	108	106	98.15%	2 1.85%
City of Gaylord, Ward 3, Precinct 3						
Polling	-	-	-	-	-	-
AVCB (if used)	-	-	-	-	-	-
Total	-	-	-	-	-	-
Bagley Township Precinct 1						
Polling	-	-	-	-	-	-
AVCB (if used)	-	-	-	-	-	-
Total	-	-	-	-	-	-
Bagley Township Precinct 2						
Polling	-	-	-	-	-	-
AVCB (if used)	-	-	-	-	-	-
Total	-	-	-	-	-	-
Charlton Township, Precinct 1						
Polling	-	-	-	-	-	-
AVCB (if used)	-	-	-	-	-	-
Total	-	-	-	-	-	-
Chester Township, Precinct 1						
Polling	-	-	-	-	-	-
AVCB (if used)	-	-	-	-	-	-
Total	-	-	-	-	-	-
Corwith Township, Precinct 1						
Polling	-	-	-	-	-	-
AVCB (if used)	-	-	-	-	-	-
Total	-	-	-	-	-	-
Dover Township, Precinct 1						
Polling	-	-	-	-	-	-
AVCB (if used)	-	-	-	-	-	-
Total	-	-	-	-	-	-
Elmira Township, Precinct 1						
Polling	-	-	-	-	-	-
AVCB (if used)	-	-	-	-	-	-
Total	-	-	-	-	-	-
Hayes Township Precinct 1						
Polling	-	-	-	-	-	-
AVCB (if used)	-	-	-	-	-	-
Total	-	-	-	-	-	-
Livingston Twp Precinct 1						
Polling	-	-	-	-	-	-
AVCB (if used)	-	-	-	-	-	-
Total	-	-	-	-	-	-
Otsego Lake Twp Precinct 1						
Polling	-	-	-	-	-	-
AVCB (if used)	-	-	-	-	-	-
Total	-	-	-	-	-	-
ANTRIM Warner Twp P1						
Polling	-	-	-	-	-	-
AVCB (if used)	-	-	-	-	-	-
Total	-	-	-	-	-	-
CHARLEVOIX Chandler Twp P1V						
Polling	-	-	-	-	-	-

Statement of Votes Cast
Otsego County, MI
2016 General Primary

Date:08/03/16
Time:13:57:08
Page:116 of 257

SOVC For Jurisdiction Wide, All Counters, All Races

REP Del C-Gaylord W2P2							
	Reg. Voters	Times Counted	Total Votes	Ashley Hogge (REP)		Write-In Votes	
AVCB (if used)	-	-	-	-	-	-	-
Total	-	-	-	-	-	-	-
CHARLEVOIX Hudson Twp P1V	-	-	-	-	-	-	-
Polling	-	-	-	-	-	-	-
AVCB (if used)	-	-	-	-	-	-	-
Total	-	-	-	-	-	-	-
CHEBOYGAN Wilmot Twp P1V	-	-	-	-	-	-	-
Polling	-	-	-	-	-	-	-
AVCB (if used)	-	-	-	-	-	-	-
Total	-	-	-	-	-	-	-
Total							
Polling	1089	247	108	106	98.15%	2	1.85%
AVCB (if used)	1089	0	0	0	-	0	-
Total	1089	247	108	106	98.15%	2	1.85%

SOVC For Jurisdiction Wide, All Counters, All Races

REP Del C-Gaylord W3P3

[illegible]

Statement of Votes Cast
Otsego County, MI
2016 General Primary
SOVC For Jurisdiction Wide, All Counters, All Races

Date:08/03/16
Time:13:57:08
Page:118 of 257

REP Del C-Gaylord W3P3											
	Reg. Voters	Times Counted	Total Votes	James M. Flint (REP)		Janet A. Flint (REP)		James Hogge (REP)		Write-In Votes	
AVCB (if used)	-	-	-	-	-	-	-	-	-	-	-
Total	-	-	-	-	-	-	-	-	-	-	-
CHARLEVOIX Hudson Twp P1V											
Polling	-	-	-	-	-	-	-	-	-	-	-
AVCB (if used)	-	-	-	-	-	-	-	-	-	-	-
Total	-	-	-	-	-	-	-	-	-	-	-
CHEBOYGAN Wilmot Twp P1V											
Polling	-	-	-	-	-	-	-	-	-	-	-
AVCB (if used)	-	-	-	-	-	-	-	-	-	-	-
Total	-	-	-	-	-	-	-	-	-	-	-
Total											
Polling	851	234	199	65	32.66%	72	36.18%	59	29.65%	3	1.51%
AVCB (if used)	851	0	0	0	-	0	-	0	-	0	-
Total	851	234	199	65	32.66%	72	36.18%	59	29.65%	3	1.51%

Statement of Votes Cast
Otsego County, MI
2016 General Primary

Date:08/03/16
Time:13:57:08
Page:119 of 257

SOVC For Jurisdiction Wide, All Counters, All Races

	REP Del Bagley 1			
	Reg. Voters	Times Counted	Total Votes	Write-In Votes
Jurisdiction Wide				
City of Gaylord, Ward 1, Precinct 1				
Polling	-	-	-	-
AVCB (if used)	-	-	-	-
Total	-	-	-	-
City of Gaylord, Ward 2, Precinct 2				
Polling	-	-	-	-
AVCB (if used)	-	-	-	-
Total	-	-	-	-
City of Gaylord, Ward 3, Precinct 3				
Polling	-	-	-	-
AVCB (if used)	-	-	-	-
Total	-	-	-	-
Bagley Township Precinct 1				
Polling	2253	425	2	2 100.00%
AVCB (if used)	2253	202	4	4 100.00%
Total	2253	627	6	6 100.00%
Bagley Township Precinct 2				
Polling	-	-	-	-
AVCB (if used)	-	-	-	-
Total	-	-	-	-
Charlton Township, Precinct 1				
Polling	-	-	-	-
AVCB (if used)	-	-	-	-
Total	-	-	-	-
Chester Township, Precinct 1				
Polling	-	-	-	-
AVCB (if used)	-	-	-	-
Total	-	-	-	-
Corwith Township, Precinct 1				
Polling	-	-	-	-
AVCB (if used)	-	-	-	-
Total	-	-	-	-
Dover Township, Precinct 1				
Polling	-	-	-	-
AVCB (if used)	-	-	-	-
Total	-	-	-	-
Elmira Township, Precinct 1				
Polling	-	-	-	-
AVCB (if used)	-	-	-	-
Total	-	-	-	-
Hayes Township Precinct 1				
Polling	-	-	-	-
AVCB (if used)	-	-	-	-
Total	-	-	-	-
Livingston Twp Precinct 1				
Polling	-	-	-	-
AVCB (if used)	-	-	-	-
Total	-	-	-	-
Otsego Lake Twp Precinct 1				
Polling	-	-	-	-
AVCB (if used)	-	-	-	-
Total	-	-	-	-
ANTRIM Warner Twp P1				
Polling	-	-	-	-
AVCB (if used)	-	-	-	-
Total	-	-	-	-
CHARLEVOIX Chandler Twp P1V				
Polling	-	-	-	-

Statement of Votes Cast
 Otsego County, MI
 2016 General Primary

Date:08/03/16
 Time:13:57:08
 Page:120 of 257

SOVC For Jurisdiction Wide, All Counters, All Races

	REP Del Bagley 1			
	Reg. Voters	Times Counted	Total Votes	Write-In Votes
AVCB (if used)	-	-	-	-
Total	-	-	-	-
CHARLEVOIX Hudson Twp P1V	-	-	-	-
Polling	-	-	-	-
AVCB (if used)	-	-	-	-
Total	-	-	-	-
CHEBOYGAN Wilmot Twp P1V	-	-	-	-
Polling	-	-	-	-
AVCB (if used)	-	-	-	-
Total	-	-	-	-
Total	-	-	-	-
Polling	2253	425	2	2 100.00%
AVCB (if used)	2253	202	4	4 100.00%
Total	2253	627	6	6 100.00%

Statement of Votes Cast
Otsego County, MI
2016 General Primary

Date:08/03/16
Time:13:57:08
Page:121 of 257

SOVC For Jurisdiction Wide, All Counters, All Races

	REP Del Bagley 2							
	Reg. Voters	Times Counted	Total Votes	Brenda Borton (REP)		Write-In Votes		
Jurisdiction Wide								
City of Gaylord, Ward 1, Precinct 1								
Polling	-	-	-	-	-	-	-	-
AVCB (if used)	-	-	-	-	-	-	-	-
Total	-	-	-	-	-	-	-	-
City of Gaylord, Ward 2, Precinct 2								
Polling	-	-	-	-	-	-	-	-
AVCB (if used)	-	-	-	-	-	-	-	-
Total	-	-	-	-	-	-	-	-
City of Gaylord, Ward 3, Precinct 3								
Polling	-	-	-	-	-	-	-	-
AVCB (if used)	-	-	-	-	-	-	-	-
Total	-	-	-	-	-	-	-	-
Bagley Township Precinct 1								
Polling	-	-	-	-	-	-	-	-
AVCB (if used)	-	-	-	-	-	-	-	-
Total	-	-	-	-	-	-	-	-
Bagley Township Precinct 2								
Polling	2622	316	184	181	98.37%	3	1.63%	
AVCB (if used)	2622	208	103	100	97.09%	3	2.91%	
Total	2622	524	287	281	97.91%	6	2.09%	
Charlton Township, Precinct 1								
Polling	-	-	-	-	-	-	-	-
AVCB (if used)	-	-	-	-	-	-	-	-
Total	-	-	-	-	-	-	-	-
Chester Township, Precinct 1								
Polling	-	-	-	-	-	-	-	-
AVCB (if used)	-	-	-	-	-	-	-	-
Total	-	-	-	-	-	-	-	-
Corwith Township, Precinct 1								
Polling	-	-	-	-	-	-	-	-
AVCB (if used)	-	-	-	-	-	-	-	-
Total	-	-	-	-	-	-	-	-
Dover Township, Precinct 1								
Polling	-	-	-	-	-	-	-	-
AVCB (if used)	-	-	-	-	-	-	-	-
Total	-	-	-	-	-	-	-	-
Elmira Township, Precinct 1								
Polling	-	-	-	-	-	-	-	-
AVCB (if used)	-	-	-	-	-	-	-	-
Total	-	-	-	-	-	-	-	-
Hayes Township Precinct 1								
Polling	-	-	-	-	-	-	-	-
AVCB (if used)	-	-	-	-	-	-	-	-
Total	-	-	-	-	-	-	-	-
Livingston Twp Precinct 1								
Polling	-	-	-	-	-	-	-	-
AVCB (if used)	-	-	-	-	-	-	-	-
Total	-	-	-	-	-	-	-	-
Otsego Lake Twp Precinct 1								
Polling	-	-	-	-	-	-	-	-
AVCB (if used)	-	-	-	-	-	-	-	-
Total	-	-	-	-	-	-	-	-
ANTRIM Warner Twp P1								
Polling	-	-	-	-	-	-	-	-
AVCB (if used)	-	-	-	-	-	-	-	-
Total	-	-	-	-	-	-	-	-
CHARLEVOIX Chandler Twp P1V								
Polling	-	-	-	-	-	-	-	-

Statement of Votes Cast
Otsego County, MI
2016 General Primary

Date:08/03/16
Time:13:57:08
Page:122 of 257

SOVC For Jurisdiction Wide, All Counters, All Races

	REP Del Bagley 2						
	Reg. Voters	Times Counted	Total Votes	Brenda Borton (REP)		Write-In Votes	
AVCB (if used)	-	-	-	-	-	-	-
Total	-	-	-	-	-	-	-
CHARLEVOIX Hudson Twp P1V	-	-	-	-	-	-	-
Polling	-	-	-	-	-	-	-
AVCB (if used)	-	-	-	-	-	-	-
Total	-	-	-	-	-	-	-
CHEBOYGAN Wilmot Twp P1V	-	-	-	-	-	-	-
Polling	-	-	-	-	-	-	-
AVCB (if used)	-	-	-	-	-	-	-
Total	-	-	-	-	-	-	-
Total							
Polling	2622	316	184	181	98.37%	3	1.63%
AVCB (if used)	2622	208	103	100	97.09%	3	2.91%
Total	2622	524	287	281	97.91%	6	2.09%

Statement of Votes Cast
Otsego County, MI
2016 General Primary

Date: 08/03/16
Time: 13:57:08
Page: 123 of 257

SOVC For Jurisdiction Wide, All Counters, All Races

	REP Del Charlton 1						
	Reg. Voters	Times Counted	Total Votes	Joel R. Butler (REP)		Write-In Votes	
Jurisdiction Wide							
City of Gaylord, Ward 1, Precinct 1							
Polling	-	-	-	-	-	-	-
AVCB (if used)	-	-	-	-	-	-	-
Total	-	-	-	-	-	-	-
City of Gaylord, Ward 2, Precinct 2							
Polling	-	-	-	-	-	-	-
AVCB (if used)	-	-	-	-	-	-	-
Total	-	-	-	-	-	-	-
City of Gaylord, Ward 3, Precinct 3							
Polling	-	-	-	-	-	-	-
AVCB (if used)	-	-	-	-	-	-	-
Total	-	-	-	-	-	-	-
Bagley Township Precinct 1							
Polling	-	-	-	-	-	-	-
AVCB (if used)	-	-	-	-	-	-	-
Total	-	-	-	-	-	-	-
Bagley Township Precinct 2							
Polling	-	-	-	-	-	-	-
AVCB (if used)	-	-	-	-	-	-	-
Total	-	-	-	-	-	-	-
Charlton Township, Precinct 1							
Polling	1212	401	233	232	99.57%	1	0.43%
AVCB (if used)	1212	0	0	0	-	0	-
Total	1212	401	233	232	99.57%	1	0.43%
Chester Township, Precinct 1							
Polling	-	-	-	-	-	-	-
AVCB (if used)	-	-	-	-	-	-	-
Total	-	-	-	-	-	-	-
Corwith Township, Precinct 1							
Polling	-	-	-	-	-	-	-
AVCB (if used)	-	-	-	-	-	-	-
Total	-	-	-	-	-	-	-
Dover Township, Precinct 1							
Polling	-	-	-	-	-	-	-
AVCB (if used)	-	-	-	-	-	-	-
Total	-	-	-	-	-	-	-
Elmira Township, Precinct 1							
Polling	-	-	-	-	-	-	-
AVCB (if used)	-	-	-	-	-	-	-
Total	-	-	-	-	-	-	-
Hayes Township Precinct 1							
Polling	-	-	-	-	-	-	-
AVCB (if used)	-	-	-	-	-	-	-
Total	-	-	-	-	-	-	-
Livingston Twp Precinct 1							
Polling	-	-	-	-	-	-	-
AVCB (if used)	-	-	-	-	-	-	-
Total	-	-	-	-	-	-	-
Otsego Lake Twp Precinct 1							
Polling	-	-	-	-	-	-	-
AVCB (if used)	-	-	-	-	-	-	-
Total	-	-	-	-	-	-	-
ANTRIM Warner Twp P1							
Polling	-	-	-	-	-	-	-
AVCB (if used)	-	-	-	-	-	-	-
Total	-	-	-	-	-	-	-
CHARLEVOIX Chandler Twp P1V							
Polling	-	-	-	-	-	-	-

Statement of Votes Cast
Otsego County, MI
2016 General Primary

Date:08/03/16
Time:13:57:08
Page:124 of 257

SOVC For Jurisdiction Wide, All Counters, All Races

REP Del Charlton 1							
	Reg. Voters	Times Counted	Total Votes	Joel R. Butler (REP)		Write-In Votes	
AVCB (if used)	-	-	-	-	-	-	-
Total	-	-	-	-	-	-	-
CHARLEVOIX Hudson Twp P1V							
Polling	-	-	-	-	-	-	-
AVCB (if used)	-	-	-	-	-	-	-
Total	-	-	-	-	-	-	-
CHEBOYGAN Wilmot Twp P1V							
Polling	-	-	-	-	-	-	-
AVCB (if used)	-	-	-	-	-	-	-
Total	-	-	-	-	-	-	-
Total							
Polling	1212	401	233	232	99.57%	1	0.43%
AVCB (if used)	1212	0	0	0	-	0	-
Total	1212	401	233	232	99.57%	1	0.43%

Statement of Votes Cast
Otsego County, MI
2016 General Primary

Date:08/03/16
Time:13:57:08
Page:125 of 257

SOVC For Jurisdiction Wide, All Counters, All Races

	REP Del Chester 1			
	Reg. Voters	Times Counted	Total Votes	Write-In Votes
Jurisdiction Wide				
City of Gaylord, Ward 1, Precinct 1				
Polling	-	-	-	-
AVCB (if used)	-	-	-	-
Total	-	-	-	-
City of Gaylord, Ward 2, Precinct 2				
Polling	-	-	-	-
AVCB (if used)	-	-	-	-
Total	-	-	-	-
City of Gaylord, Ward 3, Precinct 3				
Polling	-	-	-	-
AVCB (if used)	-	-	-	-
Total	-	-	-	-
Bagley Township Precinct 1				
Polling	-	-	-	-
AVCB (if used)	-	-	-	-
Total	-	-	-	-
Bagley Township Precinct 2				
Polling	-	-	-	-
AVCB (if used)	-	-	-	-
Total	-	-	-	-
Charlton Township, Precinct 1				
Polling	-	-	-	-
AVCB (if used)	-	-	-	-
Total	-	-	-	-
Chester Township, Precinct 1				
Polling	1170	299	5	5 100.00%
AVCB (if used)	1170	0	0	0
Total	1170	299	5	5 100.00%
Corwith Township, Precinct 1				
Polling	-	-	-	-
AVCB (if used)	-	-	-	-
Total	-	-	-	-
Dover Township, Precinct 1				
Polling	-	-	-	-
AVCB (if used)	-	-	-	-
Total	-	-	-	-
Elmira Township, Precinct 1				
Polling	-	-	-	-
AVCB (if used)	-	-	-	-
Total	-	-	-	-
Hayes Township Precinct 1				
Polling	-	-	-	-
AVCB (if used)	-	-	-	-
Total	-	-	-	-
Livingston Twp Precinct 1				
Polling	-	-	-	-
AVCB (if used)	-	-	-	-
Total	-	-	-	-
Otsego Lake Twp Precinct 1				
Polling	-	-	-	-
AVCB (if used)	-	-	-	-
Total	-	-	-	-
ANTRIM Warner Twp P1				
Polling	-	-	-	-
AVCB (if used)	-	-	-	-
Total	-	-	-	-
CHARLEVOIX Chandler Twp P1V				
Polling	-	-	-	-

Statement of Votes Cast
 Otsego County, MI
 2016 General Primary

Date:08/03/16
 Time:13:57:08
 Page:126 of 257

SOVC For Jurisdiction Wide, All Counters, All Races

	REP Del Chester 1			
	Reg. Voters	Times Counted	Total Votes	Write-In Votes
AVCB (if used)	-	-	-	-
Total	-	-	-	-
CHARLEVOIX Hudson Twp P1V	-	-	-	-
Polling	-	-	-	-
AVCB (if used)	-	-	-	-
Total	-	-	-	-
CHEBOYGAN Wilmot Twp P1V	-	-	-	-
Polling	-	-	-	-
AVCB (if used)	-	-	-	-
Total	-	-	-	-
Total	1170	299	5	5 100.00%
Polling	1170	0	0	0
AVCB (if used)	1170	0	0	0
Total	1170	299	5	5 100.00%

SOVC For Jurisdiction Wide, All Counters, All Races

SOVC For Jurisdiction Wide, All Counters, All Races

[illegible]

Statement of Votes Cast
Otsego County, MI
2016 General Primary

Date:08/03/16
Time:13:57:08
Page:128 of 257

SOVC For Jurisdiction Wide, All Counters, All Races

REP Del Corwith 1									
	Reg. Voters	Times Counted	Total Votes	Ronald H. Smith (REP)		Anna Marie Deeter		Write-In Votes	
AVCB (if used)	-	-	-	-	-	-	-	-	-
Total	-	-	-	-	-	-	-	-	-
CHARLEVOIX Hudson Twp P1V									
Polling	-	-	-	-	-	-	-	-	-
AVCB (if used)	-	-	-	-	-	-	-	-	-
Total	-	-	-	-	-	-	-	-	-
CHEBOYGAN Wilmot Twp P1V									
Polling	-	-	-	-	-	-	-	-	-
AVCB (if used)	-	-	-	-	-	-	-	-	-
Total	-	-	-	-	-	-	-	-	-
Total									
Polling	1487	478	267	258	96.63%	7	2.62%	2	0.75%
AVCB (if used)	1487	0	0	0	-	0	-	0	-
Total	1487	478	267	258	96.63%	7	2.62%	2	0.75%

Statement of Votes Cast
Otsego County, MI
2016 General Primary

Date:08/03/16
Time:13:57:08
Page:129 of 257

SOVC For Jurisdiction Wide, All Counters, All Races

	REP Del Dover 1			
	Reg. Voters	Times Counted	Total Votes	Write-In Votes
Jurisdiction Wide				
City of Gaylord, Ward 1, Precinct 1				
Polling	-	-	-	-
AVCB (if used)	-	-	-	-
Total	-	-	-	-
City of Gaylord, Ward 2, Precinct 2				
Polling	-	-	-	-
AVCB (if used)	-	-	-	-
Total	-	-	-	-
City of Gaylord, Ward 3, Precinct 3				
Polling	-	-	-	-
AVCB (if used)	-	-	-	-
Total	-	-	-	-
Bagley Township Precinct 1				
Polling	-	-	-	-
AVCB (if used)	-	-	-	-
Total	-	-	-	-
Bagley Township Precinct 2				
Polling	-	-	-	-
AVCB (if used)	-	-	-	-
Total	-	-	-	-
Charlton Township, Precinct 1				
Polling	-	-	-	-
AVCB (if used)	-	-	-	-
Total	-	-	-	-
Chester Township, Precinct 1				
Polling	-	-	-	-
AVCB (if used)	-	-	-	-
Total	-	-	-	-
Corwith Township, Precinct 1				
Polling	-	-	-	-
AVCB (if used)	-	-	-	-
Total	-	-	-	-
Dover Township, Precinct 1				
Polling	512	161	6	6 100.00%
AVCB (if used)	512	0	0	0
Total	512	161	6	6 100.00%
Elmira Township, Precinct 1				
Polling	-	-	-	-
AVCB (if used)	-	-	-	-
Total	-	-	-	-
Hayes Township Precinct 1				
Polling	-	-	-	-
AVCB (if used)	-	-	-	-
Total	-	-	-	-
Livingston Twp Precinct 1				
Polling	-	-	-	-
AVCB (if used)	-	-	-	-
Total	-	-	-	-
Otsego Lake Twp Precinct 1				
Polling	-	-	-	-
AVCB (if used)	-	-	-	-
Total	-	-	-	-
ANTRIM Warner Twp P1				
Polling	-	-	-	-
AVCB (if used)	-	-	-	-
Total	-	-	-	-
CHARLEVOIX Chandler Twp P1V				
Polling	-	-	-	-

Statement of Votes Cast
Otsego County, MI
2016 General Primary

Date:08/03/16
Time:13:57:08
Page:130 of 257

SOVC For Jurisdiction Wide, All Counters, All Races

REP Del Dover 1				
	Reg. Voters	Times Counted	Total Votes	Write-In Votes
AVCB (if used)	-	-	-	-
Total	-	-	-	-
CHARLEVOIX Hudson Twp P1V				
Polling	-	-	-	-
AVCB (if used)	-	-	-	-
Total	-	-	-	-
CHEBOYGAN Wilmot Twp P1V				
Polling	-	-	-	-
AVCB (if used)	-	-	-	-
Total	-	-	-	-
Total				
Polling	512	161	6	6 100.00%
AVCB (if used)	512	0	0	0
Total	512	161	6	6 100.00%

SOVC For Jurisdiction Wide, All Counters, All Races

REP Del Elmira 1

[illegible]

Statement of Votes Cast
Otsego County, MI
2016 General Primary

Date:08/03/16
Time:13:57:08
Page:132 of 257

SOVC For Jurisdiction Wide, All Counters, All Races

REP Del Elmira 1									
	Reg. Voters	Times Counted	Total Votes	Keisha Eckert (REP)		Stephenie Jacobson (REP)		Write-In Votes	
AVCB (if used)	-	-	-	-	-	-	-	-	-
Total	-	-	-	-	-	-	-	-	-
CHARLEVOIX Hudson Twp PIV	-	-	-	-	-	-	-	-	-
Polling	-	-	-	-	-	-	-	-	-
AVCB (if used)	-	-	-	-	-	-	-	-	-
Total	-	-	-	-	-	-	-	-	-
CHEBOYGAN Wilmot Twp PIV	-	-	-	-	-	-	-	-	-
Polling	-	-	-	-	-	-	-	-	-
AVCB (if used)	-	-	-	-	-	-	-	-	-
Total	-	-	-	-	-	-	-	-	-
Total	1383	359	291	140	48.11%	147	50.52%	4	1.37%
Polling	1383	0	0	0	-	0	-	0	-
AVCB (if used)	1383	0	0	0	-	0	-	0	-
Total	1383	359	291	140	48.11%	147	50.52%	4	1.37%

SOVC For Jurisdiction Wide, All Counters, All Races

SOVC For Jurisdiction Wide, All Counters, All Races

[illegible]

Statement of Votes Cast
Otsego County, MI
2016 General Primary

Date:08/03/16
Time:13:57:08
Page:134 of 257

SOVC For Jurisdiction Wide, All Counters, All Races

REP Del Hayes 1											
	Reg. Voters	Times Counted	Total Votes	Ken Borton (REP)		Sheldon B. Smith (REP)		Sue E. Wadel (REP)		Write-In Votes	
AVCB (if used)	-	-	-	-	-	-	-	-	-	-	-
Total	-	-	-	-	-	-	-	-	-	-	-
CHARLEVOIX Hudson Twp P1V											
Polling	-	-	-	-	-	-	-	-	-	-	-
AVCB (if used)	-	-	-	-	-	-	-	-	-	-	-
Total	-	-	-	-	-	-	-	-	-	-	-
CHEBOYGAN Wilmot Twp P1V											
Polling	-	-	-	-	-	-	-	-	-	-	-
AVCB (if used)	-	-	-	-	-	-	-	-	-	-	-
Total	-	-	-	-	-	-	-	-	-	-	-
Total											
Polling	2147	519	592	241	40.71%	164	27.70%	182	30.74%	5	0.84%
AVCB (if used)	2147	0	0	0	-	0	-	0	-	0	-
Total	2147	519	592	241	40.71%	164	27.70%	182	30.74%	5	0.84%

SOVC For Jurisdiction Wide, All Counters, All Races

REP Del Livingston 1

[illegible]

Statement of Votes Cast

Otsego County, MI

2016 General Primary

SOVC For Jurisdiction Wide, All Counters, All Races

Date:08/03/16

Time:13:57:08

Page:136 of 257

	REP Del Livingston 1										
	Reg. Voters	Times Counted	Total Votes	Lisa Huta (REP)		Robert Huta (REP)		Ethan Miracle (REP)		Shalyce Miracle (REP)	
AVCB (if used)	-	-	-	-	-	-	-	-	-	-	-
Total	-	-	-	-	-	-	-	-	-	-	-
CHARLEVOIX Hudson Twp P1V	-	-	-	-	-	-	-	-	-	-	-
Polling	-	-	-	-	-	-	-	-	-	-	-
AVCB (if used)	-	-	-	-	-	-	-	-	-	-	-
Total	-	-	-	-	-	-	-	-	-	-	-
CHEBOYGAN Wilmot Twp P1V	-	-	-	-	-	-	-	-	-	-	-
Polling	-	-	-	-	-	-	-	-	-	-	-
AVCB (if used)	-	-	-	-	-	-	-	-	-	-	-
Total	-	-	-	-	-	-	-	-	-	-	-
Total											
Polling	2159	539	862	211	24.48%	219	25.41%	213	24.71%	207	24.01%
AVCB (if used)	2159	0	0	0	-	0	-	0	-	0	-
Total	2159	539	862	211	24.48%	219	25.41%	213	24.71%	207	24.01%

Statement of Votes Cast
Otsego County, MI
2016 General Primary

Date:08/03/16
Time:13:57:08
Page:137 of 257

SOVC For Jurisdiction Wide, All Counters, All Races

	REP Del Livingston 1	
	Write-In Votes	
Jurisdiction Wide		
City of Gaylord, Ward 1, Precinct 1		
Polling	-	-
AVCB (if used)	-	-
Total	-	-
City of Gaylord, Ward 2, Precinct 2		
Polling	-	-
AVCB (if used)	-	-
Total	-	-
City of Gaylord, Ward 3, Precinct 3		
Polling	-	-
AVCB (if used)	-	-
Total	-	-
Bagley Township Precinct 1		
Polling	-	-
AVCB (if used)	-	-
Total	-	-
Bagley Township Precinct 2		
Polling	-	-
AVCB (if used)	-	-
Total	-	-
Charlton Township, Precinct 1		
Polling	-	-
AVCB (if used)	-	-
Total	-	-
Chester Township, Precinct 1		
Polling	-	-
AVCB (if used)	-	-
Total	-	-
Corwith Township, Precinct 1		
Polling	-	-
AVCB (if used)	-	-
Total	-	-
Dover Township, Precinct 1		
Polling	-	-
AVCB (if used)	-	-
Total	-	-
Elmira Township, Precinct 1		
Polling	-	-
AVCB (if used)	-	-
Total	-	-
Hayes Township Precinct 1		
Polling	-	-
AVCB (if used)	-	-
Total	-	-
Livingston Twp Precinct 1		
Polling	12	1.39%
AVCB (if used)	0	
Total	12	1.39%
Otsego Lake Twp Precinct 1		
Polling	-	-
AVCB (if used)	-	-
Total	-	-
ANTRIM Warner Twp P1		
Polling	-	-
AVCB (if used)	-	-
Total	-	-
CHARLEVOIX Chandler Twp P1V		
Polling	-	-

Statement of Votes Cast
 Otsego County, MI
 2016 General Primary

Date:08/03/16
 Time:13:57:08
 Page:138 of 257

SOVC For Jurisdiction Wide, All Counters, All Races

	REP Del Livingston		
	1		
	Write-In Votes		
AVCB (if used)	-		
Total	-		
CHARLEVOIX Hudson Twp P1V			
Polling	-		
AVCB (if used)	-		
Total	-		
CHEBOYGAN Wilmot Twp P1V			
Polling	-		
AVCB (if used)	-		
Total	-		
Total			
Polling	12	1.39%	
AVCB (if used)	0		
Total	12	1.39%	

SOVC For Jurisdiction Wide, All Counters, All Races

REP Del Otsego Lk 1

	REP Del Otsego Lk 1											
	Reg. Voters	Times Counted	Total Votes	Denise Pallarito (REP)		Robert Pallarito (REP)		Tony Sharkey (REP)		Daniel J. Blough		
Jurisdiction Wide												
City of Gaylord, Ward 1, Precinct 1												
Polling	-	-	-	-	-	-	-	-	-	-	-	
AVCB (if used)	-	-	-	-	-	-	-	-	-	-	-	
Total	-	-	-	-	-	-	-	-	-	-	-	
City of Gaylord, Ward 2, Precinct 2												
Polling	-	-	-	-	-	-	-	-	-	-	-	
AVCB (if used)	-	-	-	-	-	-	-	-	-	-	-	
Total	-	-	-	-	-	-	-	-	-	-	-	
City of Gaylord, Ward 3, Precinct 3												
Polling	-	-	-	-	-	-	-	-	-	-	-	
AVCB (if used)	-	-	-	-	-	-	-	-	-	-	-	
Total	-	-	-	-	-	-	-	-	-	-	-	
Bagley Township Precinct 1												
Polling	-	-	-	-	-	-	-	-	-	-	-	
AVCB (if used)	-	-	-	-	-	-	-	-	-	-	-	
Total	-	-	-	-	-	-	-	-	-	-	-	
Bagley Township Precinct 2												
Polling	-	-	-	-	-	-	-	-	-	-	-	
AVCB (if used)	-	-	-	-	-	-	-	-	-	-	-	
Total	-	-	-	-	-	-	-	-	-	-	-	
Charlton Township, Precinct 1												
Polling	-	-	-	-	-	-	-	-	-	-	-	
AVCB (if used)	-	-	-	-	-	-	-	-	-	-	-	
Total	-	-	-	-	-	-	-	-	-	-	-	
Chester Township, Precinct 1												
Polling	-	-	-	-	-	-	-	-	-	-	-	
AVCB (if used)	-	-	-	-	-	-	-	-	-	-	-	
Total	-	-	-	-	-	-	-	-	-	-	-	
Corwith Township, Precinct 1												
Polling	-	-	-	-	-	-	-	-	-	-	-	
AVCB (if used)	-	-	-	-	-	-	-	-	-	-	-	
Total	-	-	-	-	-	-	-	-	-	-	-	
Dover Township, Precinct 1												
Polling	-	-	-	-	-	-	-	-	-	-	-	
AVCB (if used)	-	-	-	-	-	-	-	-	-	-	-	
Total	-	-	-	-	-	-	-	-	-	-	-	
Elmira Township, Precinct 1												
Polling	-	-	-	-	-	-	-	-	-	-	-	
AVCB (if used)	-	-	-	-	-	-	-	-	-	-	-	
Total	-	-	-	-	-	-	-	-	-	-	-	
Hayes Township Precinct 1												
Polling	-	-	-	-	-	-	-	-	-	-	-	
AVCB (if used)	-	-	-	-	-	-	-	-	-	-	-	
Total	-	-	-	-	-	-	-	-	-	-	-	
Livingston Twp Precinct 1												
Polling	-	-	-	-	-	-	-	-	-	-	-	
AVCB (if used)	-	-	-	-	-	-	-	-	-	-	-	
Total	-	-	-	-	-	-	-	-	-	-	-	
Otsego Lake Twp Precinct 1												
Polling	2571	720	1087	341	31.37%	374	34.41%	355	32.66%	3	0.28%	
AVCB (if used)	2571	0	0	0	-	0	-	0	-	0	-	
Total	2571	720	1087	341	31.37%	374	34.41%	355	32.66%	3	0.28%	
ANTRIM Warner Twp P1												
Polling	-	-	-	-	-	-	-	-	-	-	-	
AVCB (if used)	-	-	-	-	-	-	-	-	-	-	-	
Total	-	-	-	-	-	-	-	-	-	-	-	
CHARLEVOIX Chandler Twp P1V												
Polling	-	-	-	-	-	-	-	-	-	-	-	

Statement of Votes Cast
Otsego County, MI
2016 General Primary

Date:08/03/16
Time:13:57:08
Page:140 of 257

SOVC For Jurisdiction Wide, All Counters, All Races

	REP Del Otsego Lk 1										
	Reg. Voters	Times Counted	Total Votes	Denise Pallarito (REP)		Robert Pallarito (REP)		Tony Sharkey (REP)		Daniel J. Blough	
AVCB (if used)	-	-	-	-	-	-	-	-	-	-	-
Total	-	-	-	-	-	-	-	-	-	-	-
CHARLEVOIX Hudson Twp P1V											
Polling	-	-	-	-	-	-	-	-	-	-	-
AVCB (if used)	-	-	-	-	-	-	-	-	-	-	-
Total	-	-	-	-	-	-	-	-	-	-	-
CHEBOYGAN Wilnot Twp P1V											
Polling	-	-	-	-	-	-	-	-	-	-	-
AVCB (if used)	-	-	-	-	-	-	-	-	-	-	-
Total	-	-	-	-	-	-	-	-	-	-	-
Total											
Polling	2571	720	1087	341	31.37%	374	34.41%	355	32.66%	3	0.28%
AVCB (if used)	2571	0	0	0	-	0	-	0	-	0	-
Total	2571	720	1087	341	31.37%	374	34.41%	355	32.66%	3	0.28%

Date:08/03/16
Time:13:57:08
Page:141 of 257

Date:08/03/16
Time:13:57:08
Page:141 of 257

	REP Del Otsego Lk 1		DEM D1 Rep in Congress									
			Write-In Votes	Reg. Voters	Times Counted	Total Votes	Jerry Cannon (DEM)		Lon Johnson (DEM)		Write-In Votes	
Jurisdiction Wide												
City of Gaylord, Ward 1, Precinct 1												
Polling	-	-	1282	175	34	16	47.06%	18	52.94%	0	0.00%	-
AVCB (if used)	-	-	1282	0	0	0	-	0	-	0	-	-
Total	-	-	1282	175	34	16	47.06%	18	52.94%	0	0.00%	-
City of Gaylord, Ward 2, Precinct 2												
Polling	-	-	1089	247	45	20	44.44%	25	55.56%	0	0.00%	-
AVCB (if used)	-	-	1089	0	0	0	-	0	-	0	-	-
Total	-	-	1089	247	45	20	44.44%	25	55.56%	0	0.00%	-
City of Gaylord, Ward 3, Precinct 3												
Polling	-	-	851	234	35	12	34.29%	22	62.86%	1	2.86%	-
AVCB (if used)	-	-	851	0	0	0	-	0	-	0	-	-
Total	-	-	851	234	35	12	34.29%	22	62.86%	1	2.86%	-
Bagley Township Precinct 1												
Polling	-	-	2253	425	50	12	24.00%	38	76.00%	0	0.00%	-
AVCB (if used)	-	-	2253	202	21	5	23.81%	16	76.19%	0	0.00%	-
Total	-	-	2253	627	71	17	23.94%	54	76.06%	0	0.00%	-
Bagley Township Precinct 2												
Polling	-	-	2622	316	48	16	33.33%	32	66.67%	0	0.00%	-
AVCB (if used)	-	-	2622	208	23	8	34.78%	15	65.22%	0	0.00%	-
Total	-	-	2622	524	71	24	33.80%	47	66.20%	0	0.00%	-
Charlton Township, Precinct 1												
Polling	-	-	1212	401	43	11	25.58%	32	74.42%	0	0.00%	-
AVCB (if used)	-	-	1212	0	0	0	-	0	-	0	-	-
Total	-	-	1212	401	43	11	25.58%	32	74.42%	0	0.00%	-
Chester Township, Precinct 1												
Polling	-	-	1170	299	43	20	46.51%	23	53.49%	0	0.00%	-
AVCB (if used)	-	-	1170	0	0	0	-	0	-	0	-	-
Total	-	-	1170	299	43	20	46.51%	23	53.49%	0	0.00%	-
Corwith Township, Precinct 1												
Polling	-	-	1487	478	50	12	24.00%	38	76.00%	0	0.00%	-
AVCB (if used)	-	-	1487	0	0	0	-	0	-	0	-	-
Total	-	-	1487	478	50	12	24.00%	38	76.00%	0	0.00%	-
Dover Township, Precinct 1												
Polling	-	-	512	161	12	4	33.33%	8	66.67%	0	0.00%	-
AVCB (if used)	-	-	512	0	0	0	-	0	-	0	-	-
Total	-	-	512	161	12	4	33.33%	8	66.67%	0	0.00%	-
Elmira Township, Precinct 1												
Polling	-	-	1383	359	72	22	30.56%	50	69.44%	0	0.00%	-
AVCB (if used)	-	-	1383	0	0	0	-	0	-	0	-	-
Total	-	-	1383	359	72	22	30.56%	50	69.44%	0	0.00%	-
Hayes Township Precinct 1												
Polling	-	-	2147	519	90	38	42.22%	52	57.78%	0	0.00%	-
AVCB (if used)	-	-	2147	0	0	0	-	0	-	0	-	-
Total	-	-	2147	519	90	38	42.22%	52	57.78%	0	0.00%	-
Livingston Twp Precinct 1												
Polling	-	-	2159	539	89	25	28.09%	64	71.91%	0	0.00%	-
AVCB (if used)	-	-	2159	0	0	0	-	0	-	0	-	-
Total	-	-	2159	539	89	25	28.09%	64	71.91%	0	0.00%	-
Otsego Lake Twp Precinct 1												
Polling	14	1.29%	2571	720	101	37	36.63%	64	63.37%	0	0.00%	-
AVCB (if used)	0	-	2571	0	0	0	-	0	-	0	-	-
Total	14	1.29%	2571	720	101	37	36.63%	64	63.37%	0	0.00%	-
ANTRIM Warner Twp P1												
Polling	-	-	-	-	-	-	-	-	-	-	-	-
AVCB (if used)	-	-	-	-	-	-	-	-	-	-	-	-
Total	-	-	-	-	-	-	-	-	-	-	-	-
CHARLEVOIX Chandler Twp P1V												
Polling	-	-	-	-	-	-	-	-	-	-	-	-

Statement of Votes Cast
Otsego County, MI
2016 General Primary

Date:08/03/16
Time:13:57:08
Page:142 of 257

SOVC For Jurisdiction Wide, All Counters, All Races

	REP Del Otsego Lk 1		DEM D1 Rep in Congress							
	Write-In Votes		Reg. Voters	Times Counted	Total Votes	Jerry Cannon (DEM)		Lon Johnson (DEM)		Write-In Votes
AVCB (if used)	-	-	-	-	-	-	-	-	-	-
Total	-	-	-	-	-	-	-	-	-	-
CHARLEVOIX Hudson Twp P1V	-	-	-	-	-	-	-	-	-	-
Polling	-	-	-	-	-	-	-	-	-	-
AVCB (if used)	-	-	-	-	-	-	-	-	-	-
Total	-	-	-	-	-	-	-	-	-	-
CHEBOYGAN Wilmot Twp P1V	-	-	-	-	-	-	-	-	-	-
Polling	-	-	-	-	-	-	-	-	-	-
AVCB (if used)	-	-	-	-	-	-	-	-	-	-
Total	-	-	-	-	-	-	-	-	-	-
Total	14	1.29%	20738	4873	712	245	34.41%	466	65.45%	1 0.14%
Polling	0	-	20738	410	44	13	29.55%	31	70.45%	0 0.00%
AVCB (if used)	0	-	20738	410	44	13	29.55%	31	70.45%	0 0.00%
Total	14	1.29%	20738	5283	756	258	34.13%	497	65.74%	1 0.13%

Statement of Votes Cast
Otsego County, MI
2016 General Primary

Date:08/03/16
Time:13:57:08
Page:143 of 257

SOVC For Jurisdiction Wide, All Counters, All Races

	DEM D105 Representative					
	Reg. Voters	Times Counted	Total Votes	Wyatt Knight (DEM)	Write-In Votes	
Jurisdiction Wide						
City of Gaylord, Ward 1, Precinct 1						
Polling	1282	175	30	30 100.00%	0	0.00%
AVCB (if used)	1282	0	0	0 -	0	-
Total	1282	175	30	30 100.00%	0	0.00%
City of Gaylord, Ward 2, Precinct 2						
Polling	1089	247	46	46 100.00%	0	0.00%
AVCB (if used)	1089	0	0	0 -	0	-
Total	1089	247	46	46 100.00%	0	0.00%
City of Gaylord, Ward 3, Precinct 3						
Polling	851	234	30	29 96.67%	1	3.33%
AVCB (if used)	851	0	0	0 -	0	-
Total	851	234	30	29 96.67%	1	3.33%
Bagley Township Precinct 1						
Polling	2253	425	42	42 100.00%	0	0.00%
AVCB (if used)	2253	202	19	19 100.00%	0	0.00%
Total	2253	627	61	61 100.00%	0	0.00%
Bagley Township Precinct 2						
Polling	2622	316	44	44 100.00%	0	0.00%
AVCB (if used)	2622	208	20	20 100.00%	0	0.00%
Total	2622	524	64	64 100.00%	0	0.00%
Charlton Township, Precinct 1						
Polling	1212	401	40	40 100.00%	0	0.00%
AVCB (if used)	1212	0	0	0 -	0	-
Total	1212	401	40	40 100.00%	0	0.00%
Chester Township, Precinct 1						
Polling	1170	299	38	38 100.00%	0	0.00%
AVCB (if used)	1170	0	0	0 -	0	-
Total	1170	299	38	38 100.00%	0	0.00%
Corwith Township, Precinct 1						
Polling	1487	478	42	40 95.24%	2	4.76%
AVCB (if used)	1487	0	0	0 -	0	-
Total	1487	478	42	40 95.24%	2	4.76%
Dover Township, Precinct 1						
Polling	512	161	10	10 100.00%	0	0.00%
AVCB (if used)	512	0	0	0 -	0	-
Total	512	161	10	10 100.00%	0	0.00%
Elmira Township, Precinct 1						
Polling	1383	359	60	60 100.00%	0	0.00%
AVCB (if used)	1383	0	0	0 -	0	-
Total	1383	359	60	60 100.00%	0	0.00%
Hayes Township Precinct 1						
Polling	2147	519	80	80 100.00%	0	0.00%
AVCB (if used)	2147	0	0	0 -	0	-
Total	2147	519	80	80 100.00%	0	0.00%
Livingston Twp Precinct 1						
Polling	2159	539	78	78 100.00%	0	0.00%
AVCB (if used)	2159	0	0	0 -	0	-
Total	2159	539	78	78 100.00%	0	0.00%
Otsego Lake Twp Precinct 1						
Polling	2571	720	91	91 100.00%	0	0.00%
AVCB (if used)	2571	0	0	0 -	0	-
Total	2571	720	91	91 100.00%	0	0.00%
ANTRIM Warner Twp P1						
Polling	-	-	-	- -	-	-
AVCB (if used)	-	-	-	- -	-	-
Total	-	-	-	- -	-	-
CHARLEVOIX Chandler Twp P1V						
Polling	-	-	-	- -	-	-

Statement of Votes Cast
Otsego County, MI
2016 General Primary

Date:08/03/16
Time:13:57:08
Page:144 of 257

SOVC For Jurisdiction Wide, All Counters, All Races

	DEM D105 Representative							
	Reg. Voters	Times Counted	Total Votes	Wyatt Knight (DEM)		Write-In Votes		
AVCB (if used)	-	-	-	-	-	-	-	-
Total	-	-	-	-	-	-	-	-
CHARLEVOIX Hudson Twp PIV								
Polling	-	-	-	-	-	-	-	-
AVCB (if used)	-	-	-	-	-	-	-	-
Total	-	-	-	-	-	-	-	-
CHEBOYGAN Wilmot Twp PIV								
Polling	-	-	-	-	-	-	-	-
AVCB (if used)	-	-	-	-	-	-	-	-
Total	-	-	-	-	-	-	-	-
Total								
Polling	20738	4873	631	628	99.52%	3	0.48%	
AVCB (if used)	20738	410	39	39	100.00%	0	0.00%	
Total	20738	5283	670	667	99.55%	3	0.45%	

Statement of Votes Cast
Otsego County, MI
2016 General Primary

Date:08/03/16
Time:13:57:08
Page:145 of 257

SOVC For Jurisdiction Wide, All Counters, All Races

	DEM Prosecuting Attorney				DEM County Sheriff			
	Reg. Voters	Times Counted	Total Votes	Write-In Votes	Reg. Voters	Times Counted	Total Votes	Write-In Votes
Jurisdiction Wide								
City of Gaylord, Ward 1, Precinct 1								
Polling	1282	175	4	4 100.00%	1282	175	4	4 100.00%
AVCB (if used)	1282	0	0	0 -	1282	0	0	0 -
Total	1282	175	4	4 100.00%	1282	175	4	4 100.00%
City of Gaylord, Ward 2, Precinct 2								
Polling	1089	247	10	10 100.00%	1089	247	8	8 100.00%
AVCB (if used)	1089	0	0	0 -	1089	0	0	0 -
Total	1089	247	10	10 100.00%	1089	247	8	8 100.00%
City of Gaylord, Ward 3, Precinct 3								
Polling	851	234	4	4 100.00%	851	234	4	4 100.00%
AVCB (if used)	851	0	0	0 -	851	0	0	0 -
Total	851	234	4	4 100.00%	851	234	4	4 100.00%
Bagley Township Precinct 1								
Polling	2253	425	2	2 100.00%	2253	425	2	2 100.00%
AVCB (if used)	2253	202	0	0 -	2253	202	0	0 -
Total	2253	627	2	2 100.00%	2253	627	2	2 100.00%
Bagley Township Precinct 2								
Polling	2622	316	3	3 100.00%	2622	316	3	3 100.00%
AVCB (if used)	2622	208	0	0 -	2622	208	0	0 -
Total	2622	524	3	3 100.00%	2622	524	3	3 100.00%
Charlton Township, Precinct 1								
Polling	1212	401	8	8 100.00%	1212	401	7	7 100.00%
AVCB (if used)	1212	0	0	0 -	1212	0	0	0 -
Total	1212	401	8	8 100.00%	1212	401	7	7 100.00%
Chester Township, Precinct 1								
Polling	1170	299	5	5 100.00%	1170	299	5	5 100.00%
AVCB (if used)	1170	0	0	0 -	1170	0	0	0 -
Total	1170	299	5	5 100.00%	1170	299	5	5 100.00%
Corwith Township, Precinct 1								
Polling	1487	478	1	1 100.00%	1487	478	0	0 -
AVCB (if used)	1487	0	0	0 -	1487	0	0	0 -
Total	1487	478	1	1 100.00%	1487	478	0	0 -
Dover Township, Precinct 1								
Polling	512	161	0	0 -	512	161	0	0 -
AVCB (if used)	512	0	0	0 -	512	0	0	0 -
Total	512	161	0	0 -	512	161	0	0 -
Elmira Township, Precinct 1								
Polling	1383	359	9	9 100.00%	1383	359	9	9 100.00%
AVCB (if used)	1383	0	0	0 -	1383	0	0	0 -
Total	1383	359	9	9 100.00%	1383	359	9	9 100.00%
Hayes Township Precinct 1								
Polling	2147	519	12	12 100.00%	2147	519	12	12 100.00%
AVCB (if used)	2147	0	0	0 -	2147	0	0	0 -
Total	2147	519	12	12 100.00%	2147	519	12	12 100.00%
Livingston Twp Precinct 1								
Polling	2159	539	6	6 100.00%	2159	539	5	5 100.00%
AVCB (if used)	2159	0	0	0 -	2159	0	0	0 -
Total	2159	539	6	6 100.00%	2159	539	5	5 100.00%
Otsego Lake Twp Precinct 1								
Polling	2571	720	11	11 100.00%	2571	720	10	10 100.00%
AVCB (if used)	2571	0	0	0 -	2571	0	0	0 -
Total	2571	720	11	11 100.00%	2571	720	10	10 100.00%
ANTRIM Warner Twp P1								
Polling	-	-	-	- -	-	-	-	- -
AVCB (if used)	-	-	-	- -	-	-	-	- -
Total	-	-	-	- -	-	-	-	- -
CHARLEVOIX Chandler Twp P1V								
Polling	-	-	-	- -	-	-	-	- -

Statement of Votes Cast
Otsego County, MI
2016 General Primary

Date:08/03/16
Time:13:57:08
Page:146 of 257

SOVC For Jurisdiction Wide, All Counters, All Races

	DEM Prosecuting Attorney				DEM County Sheriff			
	Reg. Voters	Times Counted	Total Votes	Write-In Votes	Reg. Voters	Times Counted	Total Votes	Write-In Votes
AVCB (if used)	-	-	-	-	-	-	-	-
Total	-	-	-	-	-	-	-	-
CHARLEVOIX Hudson Twp P1V								
Polling	-	-	-	-	-	-	-	-
AVCB (if used)	-	-	-	-	-	-	-	-
Total	-	-	-	-	-	-	-	-
CHEBOYGAN Wilmot Twp P1V								
Polling	-	-	-	-	-	-	-	-
AVCB (if used)	-	-	-	-	-	-	-	-
Total	-	-	-	-	-	-	-	-
Total								
Polling	20738	4873	75	75 100.00%	20738	4873	69	69 100.00%
AVCB (if used)	20738	410	0	0	20738	410	0	0
Total	20738	5283	75	75 100.00%	20738	5283	69	69 100.00%

Statement of Votes Cast
Otsego County, MI
2016 General Primary

Date:08/03/16
Time:13:57:08
Page:147 of 257

SOVC For Jurisdiction Wide, All Counters, All Races

	DEM County Clerk				DEM County Treasurer			
	Reg. Voters	Times Counted	Total Votes	Write-In Votes	Reg. Voters	Times Counted	Total Votes	Write-In Votes
Jurisdiction Wide								
City of Gaylord, Ward 1, Precinct 1								
Polling	1282	175	2	2 100.00%	1282	175	3	3 100.00%
AVCB (if used)	1282	0	0	0	1282	0	0	0
Total	1282	175	2	2 100.00%	1282	175	3	3 100.00%
City of Gaylord, Ward 2, Precinct 2								
Polling	1089	247	10	10 100.00%	1089	247	8	8 100.00%
AVCB (if used)	1089	0	0	0	1089	0	0	0
Total	1089	247	10	10 100.00%	1089	247	8	8 100.00%
City of Gaylord, Ward 3, Precinct 3								
Polling	851	234	4	4 100.00%	851	234	4	4 100.00%
AVCB (if used)	851	0	0	0	851	0	0	0
Total	851	234	4	4 100.00%	851	234	4	4 100.00%
Bagley Township Precinct 1								
Polling	2253	425	2	2 100.00%	2253	425	2	2 100.00%
AVCB (if used)	2253	202	0	0	2253	202	0	0
Total	2253	627	2	2 100.00%	2253	627	2	2 100.00%
Bagley Township Precinct 2								
Polling	2622	316	3	3 100.00%	2622	316	3	3 100.00%
AVCB (if used)	2622	208	0	0	2622	208	0	0
Total	2622	524	3	3 100.00%	2622	524	3	3 100.00%
Charlton Township, Precinct 1								
Polling	1212	401	6	6 100.00%	1212	401	7	7 100.00%
AVCB (if used)	1212	0	0	0	1212	0	0	0
Total	1212	401	6	6 100.00%	1212	401	7	7 100.00%
Chester Township, Precinct 1								
Polling	1170	299	5	5 100.00%	1170	299	5	5 100.00%
AVCB (if used)	1170	0	0	0	1170	0	0	0
Total	1170	299	5	5 100.00%	1170	299	5	5 100.00%
Corwith Township, Precinct 1								
Polling	1487	478	1	1 100.00%	1487	478	1	1 100.00%
AVCB (if used)	1487	0	0	0	1487	0	0	0
Total	1487	478	1	1 100.00%	1487	478	1	1 100.00%
Dover Township, Precinct 1								
Polling	512	161	0	0	512	161	0	0
AVCB (if used)	512	0	0	0	512	0	0	0
Total	512	161	0	0	512	161	0	0
Elmira Township, Precinct 1								
Polling	1383	359	6	6 100.00%	1383	359	7	7 100.00%
AVCB (if used)	1383	0	0	0	1383	0	0	0
Total	1383	359	6	6 100.00%	1383	359	7	7 100.00%
Hayes Township Precinct 1								
Polling	2147	519	12	12 100.00%	2147	519	11	11 100.00%
AVCB (if used)	2147	0	0	0	2147	0	0	0
Total	2147	519	12	12 100.00%	2147	519	11	11 100.00%
Livingston Twp Precinct 1								
Polling	2159	539	5	5 100.00%	2159	539	5	5 100.00%
AVCB (if used)	2159	0	0	0	2159	0	0	0
Total	2159	539	5	5 100.00%	2159	539	5	5 100.00%
Otsego Lake Twp Precinct 1								
Polling	2571	720	11	11 100.00%	2571	720	10	10 100.00%
AVCB (if used)	2571	0	0	0	2571	0	0	0
Total	2571	720	11	11 100.00%	2571	720	10	10 100.00%
ANTRIM Warner Twp P1								
Polling	-	-	-	-	-	-	-	-
AVCB (if used)	-	-	-	-	-	-	-	-
Total	-	-	-	-	-	-	-	-
CHARLEVOIX Chandler Twp P1V								
Polling	-	-	-	-	-	-	-	-

Statement of Votes Cast

Otsego County, MI

2016 General Primary

SOVC For Jurisdiction Wide, All Counters, All Races

Date:08/03/16

Time:13:57:08

Page:148 of 257

	DEM County Clerk				DEM County Treasurer			
	Reg. Voters	Times Counted	Total Votes	Write-In Votes	Reg. Voters	Times Counted	Total Votes	Write-In Votes
AVCB (if used)	-	-	-	-	-	-	-	-
Total	-	-	-	-	-	-	-	-
CHARLEVOIX Hudson Twp P1V								
Polling	-	-	-	-	-	-	-	-
AVCB (if used)	-	-	-	-	-	-	-	-
Total	-	-	-	-	-	-	-	-
CHEBOYGAN Wilmot Twp P1V								
Polling	-	-	-	-	-	-	-	-
AVCB (if used)	-	-	-	-	-	-	-	-
Total	-	-	-	-	-	-	-	-
Total								
Polling	20738	4873	67	67 100.00%	20738	4873	66	66 100.00%
AVCB (if used)	20738	410	0	0 -	20738	410	0	0 -
Total	20738	5283	67	67 100.00%	20738	5283	66	66 100.00%

Statement of Votes Cast
Otsego County, MI
2016 General Primary
SOVC For Jurisdiction Wide, All Counters, All Races

Date:08/03/16
Time:13:57:08
Page:149 of 257

	DEM Road Commissioner					
	Reg. Voters	Times Counted	Total Votes	Wm. Ed Tholl (DEM)	Write-In Votes	
Jurisdiction Wide						
City of Gaylord, Ward 1, Precinct 1						
Polling	1282	175	33	33 100.00%	0	0.00%
AVCB (if used)	1282	0	0	0 -	0	-
Total	1282	175	33	33 100.00%	0	0.00%
City of Gaylord, Ward 2, Precinct 2						
Polling	1089	247	46	46 100.00%	0	0.00%
AVCB (if used)	1089	0	0	0 -	0	-
Total	1089	247	46	46 100.00%	0	0.00%
City of Gaylord, Ward 3, Precinct 3						
Polling	851	234	29	29 100.00%	0	0.00%
AVCB (if used)	851	0	0	0 -	0	-
Total	851	234	29	29 100.00%	0	0.00%
Bagley Township Precinct 1						
Polling	2253	425	37	37 100.00%	0	0.00%
AVCB (if used)	2253	202	12	12 100.00%	0	0.00%
Total	2253	627	49	49 100.00%	0	0.00%
Bagley Township Precinct 2						
Polling	2622	316	34	34 100.00%	0	0.00%
AVCB (if used)	2622	208	16	16 100.00%	0	0.00%
Total	2622	524	50	50 100.00%	0	0.00%
Charlton Township, Precinct 1						
Polling	1212	401	30	30 100.00%	0	0.00%
AVCB (if used)	1212	0	0	0 -	0	-
Total	1212	401	30	30 100.00%	0	0.00%
Chester Township, Precinct 1						
Polling	1170	299	30	30 100.00%	0	0.00%
AVCB (if used)	1170	0	0	0 -	0	-
Total	1170	299	30	30 100.00%	0	0.00%
Corwith Township, Precinct 1						
Polling	1487	478	36	36 100.00%	0	0.00%
AVCB (if used)	1487	0	0	0 -	0	-
Total	1487	478	36	36 100.00%	0	0.00%
Dover Township, Precinct 1						
Polling	512	161	9	9 100.00%	0	0.00%
AVCB (if used)	512	0	0	0 -	0	-
Total	512	161	9	9 100.00%	0	0.00%
Elmira Township, Precinct 1						
Polling	1383	359	53	53 100.00%	0	0.00%
AVCB (if used)	1383	0	0	0 -	0	-
Total	1383	359	53	53 100.00%	0	0.00%
Hayes Township Precinct 1						
Polling	2147	519	66	66 100.00%	0	0.00%
AVCB (if used)	2147	0	0	0 -	0	-
Total	2147	519	66	66 100.00%	0	0.00%
Livingston Twp Precinct 1						
Polling	2159	539	70	70 100.00%	0	0.00%
AVCB (if used)	2159	0	0	0 -	0	-
Total	2159	539	70	70 100.00%	0	0.00%
Otsego Lake Twp Precinct 1						
Polling	2571	720	79	79 100.00%	0	0.00%
AVCB (if used)	2571	0	0	0 -	0	-
Total	2571	720	79	79 100.00%	0	0.00%
ANTRIM Warner Twp P1						
Polling	-	-	-	- -	-	-
AVCB (if used)	-	-	-	- -	-	-
Total	-	-	-	- -	-	-
CHARLEVOIX Chandler Twp P1V						
Polling	-	-	-	- -	-	-

Statement of Votes Cast
Otsego County, MI
2016 General Primary

Date:08/03/16
Time:13:57:08
Page:150 of 257

SOVC For Jurisdiction Wide, All Counters, All Races

	DEM Road Commissioner						
	Reg. Voters	Times Counted	Total Votes	Wm. Ed Tholl (DEM)	Write-In Votes		
AVCB (if used)	-	-	-	-	-	-	-
Total	-	-	-	-	-	-	-
CHARLEVOIX Hudson Twp P1V							
Polling	-	-	-	-	-	-	-
AVCB (if used)	-	-	-	-	-	-	-
Total	-	-	-	-	-	-	-
CHEBOYGAN Wilmot Twp P1V							
Polling	-	-	-	-	-	-	-
AVCB (if used)	-	-	-	-	-	-	-
Total	-	-	-	-	-	-	-
Total							
Polling	20738	4873	552	552 100.00%	0	0	0.00%
AVCB (if used)	20738	410	28	28 100.00%	0	0	0.00%
Total	20738	5283	580	580 100.00%	0	0	0.00%

Statement of Votes Cast
Otsego County, MI
2016 General Primary

Date:08/03/16
Time:13:57:08
Page:151 of 257

SOVC For Jurisdiction Wide, All Counters, All Races

	DEM County Surveyor				DEM D1 Commissioner			
	Reg. Voters	Times Counted	Total Votes	Write-In Votes	Reg. Voters	Times Counted	Total Votes	Write-In Votes
Jurisdiction Wide								
City of Gaylord, Ward 1, Precinct 1								
Polling	1282	175	3	3 100.00%	1282	175	3	3 100.00%
AVCB (if used)	1282	0	0	0 -	1282	0	0	0 -
Total	1282	175	3	3 100.00%	1282	175	3	3 100.00%
City of Gaylord, Ward 2, Precinct 2								
Polling	1089	247	9	9 100.00%	-	-	-	-
AVCB (if used)	1089	0	0	0 -	-	-	-	-
Total	1089	247	9	9 100.00%	-	-	-	-
City of Gaylord, Ward 3, Precinct 3								
Polling	851	234	4	4 100.00%	851	234	3	3 100.00%
AVCB (if used)	851	0	0	0 -	851	0	0	0 -
Total	851	234	4	4 100.00%	851	234	3	3 100.00%
Bagley Township Precinct 1								
Polling	2253	425	3	3 100.00%	-	-	-	-
AVCB (if used)	2253	202	0	0 -	-	-	-	-
Total	2253	627	3	3 100.00%	-	-	-	-
Bagley Township Precinct 2								
Polling	2622	316	2	2 100.00%	-	-	-	-
AVCB (if used)	2622	208	0	0 -	-	-	-	-
Total	2622	524	2	2 100.00%	-	-	-	-
Charlton Township, Precinct 1								
Polling	1212	401	7	7 100.00%	-	-	-	-
AVCB (if used)	1212	0	0	0 -	-	-	-	-
Total	1212	401	7	7 100.00%	-	-	-	-
Chester Township, Precinct 1								
Polling	1170	299	5	5 100.00%	-	-	-	-
AVCB (if used)	1170	0	0	0 -	-	-	-	-
Total	1170	299	5	5 100.00%	-	-	-	-
Corwith Township, Precinct 1								
Polling	1487	478	0	0 -	-	-	-	-
AVCB (if used)	1487	0	0	0 -	-	-	-	-
Total	1487	478	0	0 -	-	-	-	-
Dover Township, Precinct 1								
Polling	512	161	0	0 -	-	-	-	-
AVCB (if used)	512	0	0	0 -	-	-	-	-
Total	512	161	0	0 -	-	-	-	-
Elmira Township, Precinct 1								
Polling	1383	359	7	7 100.00%	-	-	-	-
AVCB (if used)	1383	0	0	0 -	-	-	-	-
Total	1383	359	7	7 100.00%	-	-	-	-
Hayes Township Precinct 1								
Polling	2147	519	12	12 100.00%	-	-	-	-
AVCB (if used)	2147	0	0	0 -	-	-	-	-
Total	2147	519	12	12 100.00%	-	-	-	-
Livingston Twp Precinct 1								
Polling	2159	539	6	6 100.00%	193	43	0	0
AVCB (if used)	2159	0	0	0 -	193	0	0	0
Total	2159	539	6	6 100.00%	193	43	0	0
Otsego Lake Twp Precinct 1								
Polling	2571	720	11	11 100.00%	-	-	-	-
AVCB (if used)	2571	0	0	0 -	-	-	-	-
Total	2571	720	11	11 100.00%	-	-	-	-
ANTRIM Warner Twp P1								
Polling	-	-	-	-	-	-	-	-
AVCB (if used)	-	-	-	-	-	-	-	-
Total	-	-	-	-	-	-	-	-
CHARLEVOIX Chandler Twp P1V								
Polling	-	-	-	-	-	-	-	-

Statement of Votes Cast
Otsego County, MI
2016 General Primary

Date: 08/03/16
Time: 13:57:08
Page: 152 of 257

SOVC For Jurisdiction Wide, All Counters, All Races

	DEM County Surveyor				DEM D1 Commissioner			
	Reg. Voters	Times Counted	Total Votes	Write-In Votes	Reg. Voters	Times Counted	Total Votes	Write-In Votes
AVCB (if used)	-	-	-	-	-	-	-	-
Total	-	-	-	-	-	-	-	-
CHARLEVOIX Hudson Twp P1V								
Polling	-	-	-	-	-	-	-	-
AVCB (if used)	-	-	-	-	-	-	-	-
Total	-	-	-	-	-	-	-	-
CHEBOYGAN Wilmot Twp P1V								
Polling	-	-	-	-	-	-	-	-
AVCB (if used)	-	-	-	-	-	-	-	-
Total	-	-	-	-	-	-	-	-
Total								
Polling	20738	4873	69	69 100.00%	2326	452	6	6 100.00%
AVCB (if used)	20738	410	0	0	2326	0	0	0
Total	20738	5283	69	69 100.00%	2326	452	6	6 100.00%

Statement of Votes Cast
Otsego County, MI
2016 General Primary

Date:08/03/16
Time:13:57:08
Page:153 of 257

SOVC For Jurisdiction Wide, All Counters, All Races

	DEM D2 Commissioner				DEM D3 Commissioner			
	Reg. Voters	Times Counted	Total Votes	Write-In Votes	Reg. Voters	Times Counted	Total Votes	Write-In Votes
Jurisdiction Wide								
City of Gaylord, Ward 1, Precinct 1								
Polling	-	-	-	-	-	-	-	-
AVCB (if used)	-	-	-	-	-	-	-	-
Total	-	-	-	-	-	-	-	-
City of Gaylord, Ward 2, Precinct 2								
Polling	1089	247	8	8 100.00%	-	-	-	-
AVCB (if used)	1089	0	0	0	-	-	-	-
Total	1089	247	8	8 100.00%	-	-	-	-
City of Gaylord, Ward 3, Precinct 3								
Polling	-	-	-	-	-	-	-	-
AVCB (if used)	-	-	-	-	-	-	-	-
Total	-	-	-	-	-	-	-	-
Bagley Township Precinct 1								
Polling	-	-	-	-	-	-	-	-
AVCB (if used)	-	-	-	-	-	-	-	-
Total	-	-	-	-	-	-	-	-
Bagley Township Precinct 2								
Polling	-	-	-	-	-	-	-	-
AVCB (if used)	-	-	-	-	-	-	-	-
Total	-	-	-	-	-	-	-	-
Charlton Township, Precinct 1								
Polling	-	-	-	-	-	-	-	-
AVCB (if used)	-	-	-	-	-	-	-	-
Total	-	-	-	-	-	-	-	-
Chester Township, Precinct 1								
Polling	-	-	-	-	-	-	-	-
AVCB (if used)	-	-	-	-	-	-	-	-
Total	-	-	-	-	-	-	-	-
Corwith Township, Precinct 1								
Polling	-	-	-	-	1487	478	1	1 100.00%
AVCB (if used)	-	-	-	-	1487	0	0	0
Total	-	-	-	-	1487	478	1	1 100.00%
Dover Township, Precinct 1								
Polling	-	-	-	-	512	161	0	0
AVCB (if used)	-	-	-	-	512	0	0	0
Total	-	-	-	-	512	161	0	0
Elmira Township, Precinct 1								
Polling	-	-	-	-	-	-	-	-
AVCB (if used)	-	-	-	-	-	-	-	-
Total	-	-	-	-	-	-	-	-
Hayes Township Precinct 1								
Polling	-	-	-	-	-	-	-	-
AVCB (if used)	-	-	-	-	-	-	-	-
Total	-	-	-	-	-	-	-	-
Livingston Twp Precinct 1								
Polling	1129	309	4	4 100.00%	145	46	1	1 100.00%
AVCB (if used)	1129	0	0	0	145	0	0	0
Total	1129	309	4	4 100.00%	145	46	1	1 100.00%
Otsego Lake Twp Precinct 1								
Polling	-	-	-	-	-	-	-	-
AVCB (if used)	-	-	-	-	-	-	-	-
Total	-	-	-	-	-	-	-	-
ANTRIM Warner Twp P1								
Polling	-	-	-	-	-	-	-	-
AVCB (if used)	-	-	-	-	-	-	-	-
Total	-	-	-	-	-	-	-	-
CHARLEVOIX Chandler Twp PIV								
Polling	-	-	-	-	-	-	-	-

Statement of Votes Cast

Otsego County, MI

2016 General Primary

SOVC For Jurisdiction Wide, All Counters, All Races

Date:08/03/16

Time:13:57:08

Page:154 of 257

	DEM D2 Commissioner				DEM D3 Commissioner			
	Reg. Voters	Times Counted	Total Votes	Write-In Votes	Reg. Voters	Times Counted	Total Votes	Write-In Votes
AVCB (if used)	-	-	-	-	-	-	-	-
Total	-	-	-	-	-	-	-	-
CHARLEVOIX Hudson Twp P1V								
Polling	-	-	-	-	-	-	-	-
AVCB (if used)	-	-	-	-	-	-	-	-
Total	-	-	-	-	-	-	-	-
CHEBOYGAN Wilmot Twp P1V								
Polling	-	-	-	-	-	-	-	-
AVCB (if used)	-	-	-	-	-	-	-	-
Total	-	-	-	-	-	-	-	-
Total								
Polling	2218	556	12	12 100.00%	2144	685	2	2 100.00%
AVCB (if used)	2218	0	0	0 -	2144	0	0	0 -
Total	2218	556	12	12 100.00%	2144	685	2	2 100.00%

Statement of Votes Cast
Otsego County, MI
2016 General Primary
SOVC For Jurisdiction Wide, All Counters, All Races

Date:08/03/16
Time:13:57:08
Page:155 of 257

	DEM D4 Commissioner				DEM D5 Commissioner			
	Reg. Voters	Times Counted	Total Votes	Write-In Votes	Reg. Voters	Times Counted	Total Votes	Write-In Votes
Jurisdiction Wide								
City of Gaylord, Ward 1, Precinct 1								
Polling	-	-	-	-	-	-	-	-
AVCB (if used)	-	-	-	-	-	-	-	-
Total	-	-	-	-	-	-	-	-
City of Gaylord, Ward 2, Precinct 2								
Polling	-	-	-	-	-	-	-	-
AVCB (if used)	-	-	-	-	-	-	-	-
Total	-	-	-	-	-	-	-	-
City of Gaylord, Ward 3, Precinct 3								
Polling	-	-	-	-	-	-	-	-
AVCB (if used)	-	-	-	-	-	-	-	-
Total	-	-	-	-	-	-	-	-
Bagley Township Precinct 1								
Polling	-	-	-	-	-	-	-	-
AVCB (if used)	-	-	-	-	-	-	-	-
Total	-	-	-	-	-	-	-	-
Bagley Township Precinct 2								
Polling	-	-	-	-	-	-	-	-
AVCB (if used)	-	-	-	-	-	-	-	-
Total	-	-	-	-	-	-	-	-
Charlton Township, Precinct 1								
Polling	1212	401	9	9 100.00%	-	-	-	-
AVCB (if used)	1212	0	0	0	-	-	-	-
Total	1212	401	9	9 100.00%	-	-	-	-
Chester Township, Precinct 1								
Polling	1170	299	5	5 100.00%	-	-	-	-
AVCB (if used)	1170	0	0	0	-	-	-	-
Total	1170	299	5	5 100.00%	-	-	-	-
Corwith Township, Precinct 1								
Polling	-	-	-	-	-	-	-	-
AVCB (if used)	-	-	-	-	-	-	-	-
Total	-	-	-	-	-	-	-	-
Dover Township, Precinct 1								
Polling	-	-	-	-	-	-	-	-
AVCB (if used)	-	-	-	-	-	-	-	-
Total	-	-	-	-	-	-	-	-
Elmira Township, Precinct 1								
Polling	-	-	-	-	-	-	-	-
AVCB (if used)	-	-	-	-	-	-	-	-
Total	-	-	-	-	-	-	-	-
Hayes Township Precinct 1								
Polling	-	-	-	-	-	-	-	-
AVCB (if used)	-	-	-	-	-	-	-	-
Total	-	-	-	-	-	-	-	-
Livingston Twp Precinct 1								
Polling	-	-	-	-	-	-	-	-
AVCB (if used)	-	-	-	-	-	-	-	-
Total	-	-	-	-	-	-	-	-
Otsego Lake Twp Precinct 1								
Polling	-	-	-	-	2571	720	11	11 100.00%
AVCB (if used)	-	-	-	-	2571	0	0	0
Total	-	-	-	-	2571	720	11	11 100.00%
ANTRIM Warner Twp P1								
Polling	-	-	-	-	-	-	-	-
AVCB (if used)	-	-	-	-	-	-	-	-
Total	-	-	-	-	-	-	-	-
CHARLEVOIX Chandler Twp P1V								
Polling	-	-	-	-	-	-	-	-

Statement of Votes Cast
Otsego County, MI
2016 General Primary

Date:08/03/16
Time:13:57:08
Page:156 of 257

SOVC For Jurisdiction Wide, All Counters, All Races

	DEM D4 Commissioner				DEM D5 Commissioner			
	Reg. Voters	Times Counted	Total Votes	Write-In Votes	Reg. Voters	Times Counted	Total Votes	Write-In Votes
AVCB (if used)	-	-	-	-	-	-	-	-
Total	-	-	-	-	-	-	-	-
CHARLEVOIX Hudson Twp P1V								
Polling	-	-	-	-	-	-	-	-
AVCB (if used)	-	-	-	-	-	-	-	-
Total	-	-	-	-	-	-	-	-
CHEBOYGAN Wilmot Twp P1V								
Polling	-	-	-	-	-	-	-	-
AVCB (if used)	-	-	-	-	-	-	-	-
Total	-	-	-	-	-	-	-	-
Total								
Polling	2382	700	14	14 100.00%	2571	720	11	11 100.00%
AVCB (if used)	2382	0	0	0	2571	0	0	0
Total	2382	700	14	14 100.00%	2571	720	11	11 100.00%

Statement of Votes Cast
Otsego County, MI
2016 General Primary

Date:08/03/16
Time:13:57:08
Page:157 of 257

SOVC For Jurisdiction Wide, All Counters, All Races

	DEM D6 Commissioner				DEM D7 Commissioner			
	Reg. Voters	Times Counted	Total Votes	Write-In Votes	Reg. Voters	Times Counted	Total Votes	Write-In Votes
Jurisdiction Wide								
City of Gaylord, Ward 1, Precinct 1								
Polling	-	-	-	-	-	-	-	-
AVCB (if used)	-	-	-	-	-	-	-	-
Total	-	-	-	-	-	-	-	-
City of Gaylord, Ward 2, Precinct 2								
Polling	-	-	-	-	-	-	-	-
AVCB (if used)	-	-	-	-	-	-	-	-
Total	-	-	-	-	-	-	-	-
City of Gaylord, Ward 3, Precinct 3								
Polling	-	-	-	-	-	-	-	-
AVCB (if used)	-	-	-	-	-	-	-	-
Total	-	-	-	-	-	-	-	-
Bagley Township Precinct 1								
Polling	153	15	0	0	2100	410	3	3 100.00%
AVCB (if used)	153	6	0	0	2100	196	0	0
Total	153	21	0	0	2100	606	3	3 100.00%
Bagley Township Precinct 2								
Polling	2154	263	3	3 100.00%	-	-	-	-
AVCB (if used)	2154	185	0	0	-	-	-	-
Total	2154	448	3	3 100.00%	-	-	-	-
Charlton Township, Precinct 1								
Polling	-	-	-	-	-	-	-	-
AVCB (if used)	-	-	-	-	-	-	-	-
Total	-	-	-	-	-	-	-	-
Chester Township, Precinct 1								
Polling	-	-	-	-	-	-	-	-
AVCB (if used)	-	-	-	-	-	-	-	-
Total	-	-	-	-	-	-	-	-
Corwith Township, Precinct 1								
Polling	-	-	-	-	-	-	-	-
AVCB (if used)	-	-	-	-	-	-	-	-
Total	-	-	-	-	-	-	-	-
Dover Township, Precinct 1								
Polling	-	-	-	-	-	-	-	-
AVCB (if used)	-	-	-	-	-	-	-	-
Total	-	-	-	-	-	-	-	-
Elmira Township, Precinct 1								
Polling	-	-	-	-	-	-	-	-
AVCB (if used)	-	-	-	-	-	-	-	-
Total	-	-	-	-	-	-	-	-
Hayes Township Precinct 1								
Polling	176	42	0	0	-	-	-	-
AVCB (if used)	176	0	0	0	-	-	-	-
Total	176	42	0	0	-	-	-	-
Livingston Twp Precinct 1								
Polling	-	-	-	-	-	-	-	-
AVCB (if used)	-	-	-	-	-	-	-	-
Total	-	-	-	-	-	-	-	-
Otsego Lake Twp Precinct 1								
Polling	-	-	-	-	-	-	-	-
AVCB (if used)	-	-	-	-	-	-	-	-
Total	-	-	-	-	-	-	-	-
ANTRIM Warner Twp P1								
Polling	-	-	-	-	-	-	-	-
AVCB (if used)	-	-	-	-	-	-	-	-
Total	-	-	-	-	-	-	-	-
CHARLEVOIX Chandler Twp P1V								
Polling	-	-	-	-	-	-	-	-

Statement of Votes Cast

Otsego County, MI

2016 General Primary

SOVC For Jurisdiction Wide, All Counters, All Races

Date:08/03/16

Time:13:57:08

Page:158 of 257

	DEM D6 Commissioner				DEM D7 Commissioner			
	Reg. Voters	Times Counted	Total Votes	Write-In Votes	Reg. Voters	Times Counted	Total Votes	Write-In Votes
AVCB (if used)	-	-	-	-	-	-	-	-
Total	-	-	-	-	-	-	-	-
CHARLEVOIX Hudson Twp P1V								
Polling	-	-	-	-	-	-	-	-
AVCB (if used)	-	-	-	-	-	-	-	-
Total	-	-	-	-	-	-	-	-
CHEBOYGAN Wilmot Twp P1V								
Polling	-	-	-	-	-	-	-	-
AVCB (if used)	-	-	-	-	-	-	-	-
Total	-	-	-	-	-	-	-	-
Total								
Polling	2483	320	3	3 100.00%	2100	410	3	3 100.00%
AVCB (if used)	2483	191	0	0	2100	196	0	0
Total	2483	511	3	3 100.00%	2100	606	3	3 100.00%

Statement of Votes Cast

Otsego County, MI

2016 General Primary

SOVC For Jurisdiction Wide, All Counters, All Races

Date:08/03/16

Time:13:57:08

Page:159 of 257

	DEM D8 Commissioner				DEM D9 Commissioner			
	Reg. Voters	Times Counted	Total Votes	Write-In Votes	Reg. Voters	Times Counted	Total Votes	Write-In Votes
Jurisdiction Wide								
City of Gaylord, Ward 1, Precinct 1								
Polling	-	-	-	-	-	-	-	-
AVCB (if used)	-	-	-	-	-	-	-	-
Total	-	-	-	-	-	-	-	-
City of Gaylord, Ward 2, Precinct 2								
Polling	-	-	-	-	-	-	-	-
AVCB (if used)	-	-	-	-	-	-	-	-
Total	-	-	-	-	-	-	-	-
City of Gaylord, Ward 3, Precinct 3								
Polling	-	-	-	-	-	-	-	-
AVCB (if used)	-	-	-	-	-	-	-	-
Total	-	-	-	-	-	-	-	-
Bagley Township Precinct 1								
Polling	-	-	-	-	-	-	-	-
AVCB (if used)	-	-	-	-	-	-	-	-
Total	-	-	-	-	-	-	-	-
Bagley Township Precinct 2								
Polling	468	53	0	0	-	-	-	-
AVCB (if used)	468	23	0	0	-	-	-	-
Total	468	76	0	0	-	-	-	-
Charlton Township, Precinct 1								
Polling	-	-	-	-	-	-	-	-
AVCB (if used)	-	-	-	-	-	-	-	-
Total	-	-	-	-	-	-	-	-
Chester Township, Precinct 1								
Polling	-	-	-	-	-	-	-	-
AVCB (if used)	-	-	-	-	-	-	-	-
Total	-	-	-	-	-	-	-	-
Corwith Township, Precinct 1								
Polling	-	-	-	-	-	-	-	-
AVCB (if used)	-	-	-	-	-	-	-	-
Total	-	-	-	-	-	-	-	-
Dover Township, Precinct 1								
Polling	-	-	-	-	-	-	-	-
AVCB (if used)	-	-	-	-	-	-	-	-
Total	-	-	-	-	-	-	-	-
Elmira Township, Precinct 1								
Polling	-	-	-	-	1383	359	7	7 100.00%
AVCB (if used)	-	-	-	-	1383	0	0	0
Total	-	-	-	-	1383	359	7	7 100.00%
Hayes Township Precinct 1								
Polling	1737	431	12	12 100.00%	234	46	0	0
AVCB (if used)	1737	0	0	0	234	0	0	0
Total	1737	431	12	12 100.00%	234	46	0	0
Livingston Twp Precinct 1								
Polling	-	-	-	-	692	141	1	1 100.00%
AVCB (if used)	-	-	-	-	692	0	0	0
Total	-	-	-	-	692	141	1	1 100.00%
Otsego Lake Twp Precinct 1								
Polling	-	-	-	-	-	-	-	-
AVCB (if used)	-	-	-	-	-	-	-	-
Total	-	-	-	-	-	-	-	-
ANTRIM Warner Twp P1								
Polling	-	-	-	-	-	-	-	-
AVCB (if used)	-	-	-	-	-	-	-	-
Total	-	-	-	-	-	-	-	-
CHARLEVOIX Chandler Twp P1V								
Polling	-	-	-	-	-	-	-	-

Statement of Votes Cast
Otsego County, MI
2016 General Primary

Date:08/03/16
Time:13:57:08
Page:160 of 257

SOVC For Jurisdiction Wide, All Counters, All Races

	DEM D8 Commissioner				DEM D9 Commissioner			
	Reg. Voters	Times Counted	Total Votes	Write-In Votes	Reg. Voters	Times Counted	Total Votes	Write-In Votes
AVCB (if used)	-	-	-	-	-	-	-	-
Total	-	-	-	-	-	-	-	-
CHARLEVOIX Hudson Twp P1V								
Polling	-	-	-	-	-	-	-	-
AVCB (if used)	-	-	-	-	-	-	-	-
Total	-	-	-	-	-	-	-	-
CHEBOYGAN Wilmot Twp P1V								
Polling	-	-	-	-	-	-	-	-
AVCB (if used)	-	-	-	-	-	-	-	-
Total	-	-	-	-	-	-	-	-
Total								
Polling	2205	484	12	12 100.00%	2309	546	8	8 100.00%
AVCB (if used)	2205	23	0	0	2309	0	0	0
Total	2205	507	12	12 100.00%	2309	546	8	8 100.00%

Statement of Votes Cast
Otsego County, MI
2016 General Primary

Date:08/03/16
Time:13:57:08
Page:161 of 257

SOVC For Jurisdiction Wide, All Counters, All Races

	DEM Bagley Supervisor				DEM Bagley Clerk			
	Reg. Voters	Times Counted	Total Votes	Write-In Votes	Reg. Voters	Times Counted	Total Votes	Write-In Votes
Jurisdiction Wide								
City of Gaylord, Ward 1, Precinct 1								
Polling	-	-	-	-	-	-	-	-
AVCB (if used)	-	-	-	-	-	-	-	-
Total	-	-	-	-	-	-	-	-
City of Gaylord, Ward 2, Precinct 2								
Polling	-	-	-	-	-	-	-	-
AVCB (if used)	-	-	-	-	-	-	-	-
Total	-	-	-	-	-	-	-	-
City of Gaylord, Ward 3, Precinct 3								
Polling	-	-	-	-	-	-	-	-
AVCB (if used)	-	-	-	-	-	-	-	-
Total	-	-	-	-	-	-	-	-
Bagley Township Precinct 1								
Polling	2253	425	3	3 100.00%	2253	425	3	3 100.00%
AVCB (if used)	2253	202	0	0	2253	202	0	0
Total	2253	627	3	3 100.00%	2253	627	3	3 100.00%
Bagley Township Precinct 2								
Polling	2622	316	5	5 100.00%	2622	316	5	5 100.00%
AVCB (if used)	2622	208	0	0	2622	208	0	0
Total	2622	524	5	5 100.00%	2622	524	5	5 100.00%
Charlton Township, Precinct 1								
Polling	-	-	-	-	-	-	-	-
AVCB (if used)	-	-	-	-	-	-	-	-
Total	-	-	-	-	-	-	-	-
Chester Township, Precinct 1								
Polling	-	-	-	-	-	-	-	-
AVCB (if used)	-	-	-	-	-	-	-	-
Total	-	-	-	-	-	-	-	-
Corwith Township, Precinct 1								
Polling	-	-	-	-	-	-	-	-
AVCB (if used)	-	-	-	-	-	-	-	-
Total	-	-	-	-	-	-	-	-
Dover Township, Precinct 1								
Polling	-	-	-	-	-	-	-	-
AVCB (if used)	-	-	-	-	-	-	-	-
Total	-	-	-	-	-	-	-	-
Elmira Township, Precinct 1								
Polling	-	-	-	-	-	-	-	-
AVCB (if used)	-	-	-	-	-	-	-	-
Total	-	-	-	-	-	-	-	-
Hayes Township Precinct 1								
Polling	-	-	-	-	-	-	-	-
AVCB (if used)	-	-	-	-	-	-	-	-
Total	-	-	-	-	-	-	-	-
Livingston Twp Precinct 1								
Polling	-	-	-	-	-	-	-	-
AVCB (if used)	-	-	-	-	-	-	-	-
Total	-	-	-	-	-	-	-	-
Otsego Lake Twp Precinct 1								
Polling	-	-	-	-	-	-	-	-
AVCB (if used)	-	-	-	-	-	-	-	-
Total	-	-	-	-	-	-	-	-
ANTRIM Warner Twp P1								
Polling	-	-	-	-	-	-	-	-
AVCB (if used)	-	-	-	-	-	-	-	-
Total	-	-	-	-	-	-	-	-
CHARLEVOIX Chandler Twp P1V								
Polling	-	-	-	-	-	-	-	-

Statement of Votes Cast

Otsego County, MI

2016 General Primary

SOVC For Jurisdiction Wide, All Counters, All Races

Date:08/03/16

Time:13:57:08

Page:162 of 257

	DEM Bagley Supervisor				DEM Bagley Clerk			
	Reg. Voters	Times Counted	Total Votes	Write-In Votes	Reg. Voters	Times Counted	Total Votes	Write-In Votes
AVCB (if used)	-	-	-	-	-	-	-	-
Total	-	-	-	-	-	-	-	-
CHARLEVOIX Hudson Twp P1V								
Polling	-	-	-	-	-	-	-	-
AVCB (if used)	-	-	-	-	-	-	-	-
Total	-	-	-	-	-	-	-	-
CHEBOYGAN Wilmot Twp P1V								
Polling	-	-	-	-	-	-	-	-
AVCB (if used)	-	-	-	-	-	-	-	-
Total	-	-	-	-	-	-	-	-
Total								
Polling	4875	741	8	8 100.00%	4875	741	8	8 100.00%
AVCB (if used)	4875	410	0	0	4875	410	0	0
Total	4875	1151	8	8 100.00%	4875	1151	8	8 100.00%

Statement of Votes Cast
Otsego County, MI
2016 General Primary
SOVC For Jurisdiction Wide, All Counters, All Races

Date:08/03/16
Time:13:57:08
Page:163 of 257

	DEM Bagley Treasurer				DEM Bagley Trustee			
	Reg. Voters	Times Counted	Total Votes	Write-In Votes	Reg. Voters	Times Counted	Total Votes	Write-In Votes
Jurisdiction Wide								
City of Gaylord, Ward 1, Precinct 1								
Polling	-	-	-	-	-	-	-	-
AVCB (if used)	-	-	-	-	-	-	-	-
Total	-	-	-	-	-	-	-	-
City of Gaylord, Ward 2, Precinct 2								
Polling	-	-	-	-	-	-	-	-
AVCB (if used)	-	-	-	-	-	-	-	-
Total	-	-	-	-	-	-	-	-
City of Gaylord, Ward 3, Precinct 3								
Polling	-	-	-	-	-	-	-	-
AVCB (if used)	-	-	-	-	-	-	-	-
Total	-	-	-	-	-	-	-	-
Bagley Township Precinct 1								
Polling	2253	425	2	2 100.00%	2253	425	2	2 100.00%
AVCB (if used)	2253	202	0	0	2253	202	0	0
Total	2253	627	2	2 100.00%	2253	627	2	2 100.00%
Bagley Township Precinct 2								
Polling	2622	316	5	5 100.00%	2622	316	7	7 100.00%
AVCB (if used)	2622	208	0	0	2622	208	0	0
Total	2622	524	5	5 100.00%	2622	524	7	7 100.00%
Charlton Township, Precinct 1								
Polling	-	-	-	-	-	-	-	-
AVCB (if used)	-	-	-	-	-	-	-	-
Total	-	-	-	-	-	-	-	-
Chester Township, Precinct 1								
Polling	-	-	-	-	-	-	-	-
AVCB (if used)	-	-	-	-	-	-	-	-
Total	-	-	-	-	-	-	-	-
Corwith Township, Precinct 1								
Polling	-	-	-	-	-	-	-	-
AVCB (if used)	-	-	-	-	-	-	-	-
Total	-	-	-	-	-	-	-	-
Dover Township, Precinct 1								
Polling	-	-	-	-	-	-	-	-
AVCB (if used)	-	-	-	-	-	-	-	-
Total	-	-	-	-	-	-	-	-
Elmira Township, Precinct 1								
Polling	-	-	-	-	-	-	-	-
AVCB (if used)	-	-	-	-	-	-	-	-
Total	-	-	-	-	-	-	-	-
Hayes Township Precinct 1								
Polling	-	-	-	-	-	-	-	-
AVCB (if used)	-	-	-	-	-	-	-	-
Total	-	-	-	-	-	-	-	-
Livingston Twp Precinct 1								
Polling	-	-	-	-	-	-	-	-
AVCB (if used)	-	-	-	-	-	-	-	-
Total	-	-	-	-	-	-	-	-
Otsego Lake Twp Precinct 1								
Polling	-	-	-	-	-	-	-	-
AVCB (if used)	-	-	-	-	-	-	-	-
Total	-	-	-	-	-	-	-	-
ANTRIM Warner Twp P1								
Polling	-	-	-	-	-	-	-	-
AVCB (if used)	-	-	-	-	-	-	-	-
Total	-	-	-	-	-	-	-	-
CHARLEVOIX Chandler Twp P1V								
Polling	-	-	-	-	-	-	-	-

Statement of Votes Cast
Otsego County, MI
2016 General Primary

Date:08/03/16
Time:13:57:08
Page:164 of 257

SOVC For Jurisdiction Wide, All Counters, All Races

	DEM Bagley Treasurer				DEM Bagley Trustee			
	Reg. Voters	Times Counted	Total Votes	Write-In Votes	Reg. Voters	Times Counted	Total Votes	Write-In Votes
AVCB (if used)	-	-	-	-	-	-	-	-
Total	-	-	-	-	-	-	-	-
CHARLEVOIX Hudson Twp P1V								
Polling	-	-	-	-	-	-	-	-
AVCB (if used)	-	-	-	-	-	-	-	-
Total	-	-	-	-	-	-	-	-
CHEBOYGAN Wilmot Twp P1V								
Polling	-	-	-	-	-	-	-	-
AVCB (if used)	-	-	-	-	-	-	-	-
Total	-	-	-	-	-	-	-	-
Total								
Polling	4875	741	7	7 100.00%	4875	741	9	9 100.00%
AVCB (if used)	4875	410	0	0	4875	410	0	0
Total	4875	1151	7	7 100.00%	4875	1151	9	9 100.00%

Statement of Votes Cast
Otsego County, MI
2016 General Primary

Date:08/03/16
Time:13:57:08
Page:165 of 257

SOVC For Jurisdiction Wide, All Counters, All Races

	DEM Charlton Supervisor				DEM Charlton Clerk			
	Reg. Voters	Times Counted	Total Votes	Write-In Votes	Reg. Voters	Times Counted	Total Votes	Write-In Votes
Jurisdiction Wide								
City of Gaylord, Ward 1, Precinct 1								
Polling	-	-	-	-	-	-	-	-
AVCB (if used)	-	-	-	-	-	-	-	-
Total	-	-	-	-	-	-	-	-
City of Gaylord, Ward 2, Precinct 2								
Polling	-	-	-	-	-	-	-	-
AVCB (if used)	-	-	-	-	-	-	-	-
Total	-	-	-	-	-	-	-	-
City of Gaylord, Ward 3, Precinct 3								
Polling	-	-	-	-	-	-	-	-
AVCB (if used)	-	-	-	-	-	-	-	-
Total	-	-	-	-	-	-	-	-
Bagley Township Precinct 1								
Polling	-	-	-	-	-	-	-	-
AVCB (if used)	-	-	-	-	-	-	-	-
Total	-	-	-	-	-	-	-	-
Bagley Township Precinct 2								
Polling	-	-	-	-	-	-	-	-
AVCB (if used)	-	-	-	-	-	-	-	-
Total	-	-	-	-	-	-	-	-
Charlton Township, Precinct 1								
Polling	1212	401	4	4 100.00%	1212	401	4	4 100.00%
AVCB (if used)	1212	0	0	0	1212	0	0	0
Total	1212	401	4	4 100.00%	1212	401	4	4 100.00%
Chester Township, Precinct 1								
Polling	-	-	-	-	-	-	-	-
AVCB (if used)	-	-	-	-	-	-	-	-
Total	-	-	-	-	-	-	-	-
Corwith Township, Precinct 1								
Polling	-	-	-	-	-	-	-	-
AVCB (if used)	-	-	-	-	-	-	-	-
Total	-	-	-	-	-	-	-	-
Dover Township, Precinct 1								
Polling	-	-	-	-	-	-	-	-
AVCB (if used)	-	-	-	-	-	-	-	-
Total	-	-	-	-	-	-	-	-
Elmira Township, Precinct 1								
Polling	-	-	-	-	-	-	-	-
AVCB (if used)	-	-	-	-	-	-	-	-
Total	-	-	-	-	-	-	-	-
Hayes Township Precinct 1								
Polling	-	-	-	-	-	-	-	-
AVCB (if used)	-	-	-	-	-	-	-	-
Total	-	-	-	-	-	-	-	-
Livingston Twp Precinct 1								
Polling	-	-	-	-	-	-	-	-
AVCB (if used)	-	-	-	-	-	-	-	-
Total	-	-	-	-	-	-	-	-
Otsego Lake Twp Precinct 1								
Polling	-	-	-	-	-	-	-	-
AVCB (if used)	-	-	-	-	-	-	-	-
Total	-	-	-	-	-	-	-	-
ANTRIM Warner Twp P1								
Polling	-	-	-	-	-	-	-	-
AVCB (if used)	-	-	-	-	-	-	-	-
Total	-	-	-	-	-	-	-	-
CHARLEVOIX Chandler Twp P1V								
Polling	-	-	-	-	-	-	-	-

Statement of Votes Cast

Otsego County, MI

2016 General Primary

SOVC For Jurisdiction Wide, All Counters, All Races

Date:08/03/16

Time:13:57:08

Page:166 of 257

	DEM Charlton Supervisor				DEM Charlton Clerk			
	Reg. Voters	Times Counted	Total Votes	Write-In Votes	Reg. Voters	Times Counted	Total Votes	Write-In Votes
AVCB (if used)	-	-	-	-	-	-	-	-
Total	-	-	-	-	-	-	-	-
CHARLEVOIX Hudson Twp P1V								
Polling	-	-	-	-	-	-	-	-
AVCB (if used)	-	-	-	-	-	-	-	-
Total	-	-	-	-	-	-	-	-
CHEBOYGAN Wilmot Twp P1V								
Polling	-	-	-	-	-	-	-	-
AVCB (if used)	-	-	-	-	-	-	-	-
Total	-	-	-	-	-	-	-	-
Total								
Polling	1212	401	4	4 100.00%	1212	401	4	4 100.00%
AVCB (if used)	1212	0	0	0 -	1212	0	0	0 -
Total	1212	401	4	4 100.00%	1212	401	4	4 100.00%

Statement of Votes Cast
Otsego County, MI
2016 General Primary
SOVC For Jurisdiction Wide, All Counters, All Races

Date:08/03/16
Time:13:57:08
Page:167 of 257

	DEM Charlton Treasurer				DEM Charlton Trustee			
	Reg. Voters	Times Counted	Total Votes	Write-In Votes	Reg. Voters	Times Counted	Total Votes	Write-In Votes
Jurisdiction Wide								
City of Gaylord, Ward 1, Precinct 1								
Polling	-	-	-	-	-	-	-	-
AVCB (if used)	-	-	-	-	-	-	-	-
Total	-	-	-	-	-	-	-	-
City of Gaylord, Ward 2, Precinct 2								
Polling	-	-	-	-	-	-	-	-
AVCB (if used)	-	-	-	-	-	-	-	-
Total	-	-	-	-	-	-	-	-
City of Gaylord, Ward 3, Precinct 3								
Polling	-	-	-	-	-	-	-	-
AVCB (if used)	-	-	-	-	-	-	-	-
Total	-	-	-	-	-	-	-	-
Bagley Township Precinct 1								
Polling	-	-	-	-	-	-	-	-
AVCB (if used)	-	-	-	-	-	-	-	-
Total	-	-	-	-	-	-	-	-
Bagley Township Precinct 2								
Polling	-	-	-	-	-	-	-	-
AVCB (if used)	-	-	-	-	-	-	-	-
Total	-	-	-	-	-	-	-	-
Charlton Township, Precinct 1								
Polling	1212	401	4	4 100.00%	1212	401	5	5 100.00%
AVCB (if used)	1212	0	0	0	1212	0	0	0
Total	1212	401	4	4 100.00%	1212	401	5	5 100.00%
Chester Township, Precinct 1								
Polling	-	-	-	-	-	-	-	-
AVCB (if used)	-	-	-	-	-	-	-	-
Total	-	-	-	-	-	-	-	-
Corwith Township, Precinct 1								
Polling	-	-	-	-	-	-	-	-
AVCB (if used)	-	-	-	-	-	-	-	-
Total	-	-	-	-	-	-	-	-
Dover Township, Precinct 1								
Polling	-	-	-	-	-	-	-	-
AVCB (if used)	-	-	-	-	-	-	-	-
Total	-	-	-	-	-	-	-	-
Elmira Township, Precinct 1								
Polling	-	-	-	-	-	-	-	-
AVCB (if used)	-	-	-	-	-	-	-	-
Total	-	-	-	-	-	-	-	-
Hayes Township Precinct 1								
Polling	-	-	-	-	-	-	-	-
AVCB (if used)	-	-	-	-	-	-	-	-
Total	-	-	-	-	-	-	-	-
Livingston Twp Precinct 1								
Polling	-	-	-	-	-	-	-	-
AVCB (if used)	-	-	-	-	-	-	-	-
Total	-	-	-	-	-	-	-	-
Otsego Lake Twp Precinct 1								
Polling	-	-	-	-	-	-	-	-
AVCB (if used)	-	-	-	-	-	-	-	-
Total	-	-	-	-	-	-	-	-
ANTRIM Warner Twp P1								
Polling	-	-	-	-	-	-	-	-
AVCB (if used)	-	-	-	-	-	-	-	-
Total	-	-	-	-	-	-	-	-
CHARLEVOIX Chaudler Twp P1V								
Polling	-	-	-	-	-	-	-	-

Statement of Votes Cast
Otsego County, MI
2016 General Primary

Date:08/03/16
Time:13:57:08
Page:168 of 257

SOVC For Jurisdiction Wide, All Counters, All Races

	DEM Charlton Treasurer				DEM Charlton Trustee			
	Reg. Voters	Times Counted	Total Votes	Write-In Votes	Reg. Voters	Times Counted	Total Votes	Write-In Votes
AVCB (if used)	-	-	-	-	-	-	-	-
Total	-	-	-	-	-	-	-	-
CHARLEVOIX Hudson Twp P1V								
Polling	-	-	-	-	-	-	-	-
AVCB (if used)	-	-	-	-	-	-	-	-
Total	-	-	-	-	-	-	-	-
CHEBOYGAN Wilmot Twp P1V								
Polling	-	-	-	-	-	-	-	-
AVCB (if used)	-	-	-	-	-	-	-	-
Total	-	-	-	-	-	-	-	-
Total								
Polling	1212	401	4	4 100.00%	1212	401	5	5 100.00%
AVCB (if used)	1212	0	0	0	1212	0	0	0
Total	1212	401	4	4 100.00%	1212	401	5	5 100.00%

Statement of Votes Cast
Otsego County, MI
2016 General Primary

Date:08/03/16
Time:13:57:08
Page:169 of 257

SOVC For Jurisdiction Wide, All Counters, All Races

	DEM Chester Supervisor				DEM Chester Clerk			
	Reg. Voters	Times Counted	Total Votes	Write-In Votes	Reg. Voters	Times Counted	Total Votes	Write-In Votes
Jurisdiction Wide								
City of Gaylord, Ward 1, Precinct 1								
Polling	-	-	-	-	-	-	-	-
AVCB (if used)	-	-	-	-	-	-	-	-
Total	-	-	-	-	-	-	-	-
City of Gaylord, Ward 2, Precinct 2								
Polling	-	-	-	-	-	-	-	-
AVCB (if used)	-	-	-	-	-	-	-	-
Total	-	-	-	-	-	-	-	-
City of Gaylord, Ward 3, Precinct 3								
Polling	-	-	-	-	-	-	-	-
AVCB (if used)	-	-	-	-	-	-	-	-
Total	-	-	-	-	-	-	-	-
Bagley Township Precinct 1								
Polling	-	-	-	-	-	-	-	-
AVCB (if used)	-	-	-	-	-	-	-	-
Total	-	-	-	-	-	-	-	-
Bagley Township Precinct 2								
Polling	-	-	-	-	-	-	-	-
AVCB (if used)	-	-	-	-	-	-	-	-
Total	-	-	-	-	-	-	-	-
Charlton Township, Precinct 1								
Polling	-	-	-	-	-	-	-	-
AVCB (if used)	-	-	-	-	-	-	-	-
Total	-	-	-	-	-	-	-	-
Chester Township, Precinct 1								
Polling	1170	299	5	5 100.00%	1170	299	5	5 100.00%
AVCB (if used)	1170	0	0	0	1170	0	0	0
Total	1170	299	5	5 100.00%	1170	299	5	5 100.00%
Corwith Township, Precinct 1								
Polling	-	-	-	-	-	-	-	-
AVCB (if used)	-	-	-	-	-	-	-	-
Total	-	-	-	-	-	-	-	-
Dover Township, Precinct 1								
Polling	-	-	-	-	-	-	-	-
AVCB (if used)	-	-	-	-	-	-	-	-
Total	-	-	-	-	-	-	-	-
Elmira Township, Precinct 1								
Polling	-	-	-	-	-	-	-	-
AVCB (if used)	-	-	-	-	-	-	-	-
Total	-	-	-	-	-	-	-	-
Hayes Township Precinct 1								
Polling	-	-	-	-	-	-	-	-
AVCB (if used)	-	-	-	-	-	-	-	-
Total	-	-	-	-	-	-	-	-
Livingston Twp Precinct 1								
Polling	-	-	-	-	-	-	-	-
AVCB (if used)	-	-	-	-	-	-	-	-
Total	-	-	-	-	-	-	-	-
Otsego Lake Twp Precinct 1								
Polling	-	-	-	-	-	-	-	-
AVCB (if used)	-	-	-	-	-	-	-	-
Total	-	-	-	-	-	-	-	-
ANTRIM Warner Twp P1								
Polling	-	-	-	-	-	-	-	-
AVCB (if used)	-	-	-	-	-	-	-	-
Total	-	-	-	-	-	-	-	-
CHARLEVOIX Chandler Twp P1V								
Polling	-	-	-	-	-	-	-	-

Statement of Votes Cast
Otsego County, MI
2016 General Primary

Date:08/03/16
Time:13:57:08
Page:170 of 257

SOVC For Jurisdiction Wide, All Counters, All Races

	DEM Chester Supervisor				DEM Chester Clerk			
	Reg. Voters	Times Counted	Total Votes	Write-In Votes	Reg. Voters	Times Counted	Total Votes	Write-In Votes
AVCB (if used)	-	-	-	-	-	-	-	-
Total	-	-	-	-	-	-	-	-
CHARLEVOIX Hudson Twp P1V								
Polling	-	-	-	-	-	-	-	-
AVCB (if used)	-	-	-	-	-	-	-	-
Total	-	-	-	-	-	-	-	-
CHEBOYGAN Wilmot Twp P1V								
Polling	-	-	-	-	-	-	-	-
AVCB (if used)	-	-	-	-	-	-	-	-
Total	-	-	-	-	-	-	-	-
Total								
Polling	1170	299	5	5 100.00%	1170	299	5	5 100.00%
AVCB (if used)	1170	0	0	0 -	1170	0	0	0 -
Total	1170	299	5	5 100.00%	1170	299	5	5 100.00%

Statement of Votes Cast

Otsego County, MI

2016 General Primary

SOVC For Jurisdiction Wide, All Counters, All Races

Date:08/03/16

Time:13:57:08

Page:171 of 257

	DEM Chester Treasurer			
	Reg. Voters	Times Counted	Total Votes	Write-In Votes
Jurisdiction Wide				
City of Gaylord, Ward 1, Precinct 1				
Polling	-	-	-	-
AVCB (if used)	-	-	-	-
Total	-	-	-	-
City of Gaylord, Ward 2, Precinct 2				
Polling	-	-	-	-
AVCB (if used)	-	-	-	-
Total	-	-	-	-
City of Gaylord, Ward 3, Precinct 3				
Polling	-	-	-	-
AVCB (if used)	-	-	-	-
Total	-	-	-	-
Bagley Township Precinct 1				
Polling	-	-	-	-
AVCB (if used)	-	-	-	-
Total	-	-	-	-
Bagley Township Precinct 2				
Polling	-	-	-	-
AVCB (if used)	-	-	-	-
Total	-	-	-	-
Charlton Township, Precinct 1				
Polling	-	-	-	-
AVCB (if used)	-	-	-	-
Total	-	-	-	-
Chester Township, Precinct 1				
Polling	1170	299	4	4 100.00%
AVCB (if used)	1170	0	0	0
Total	1170	299	4	4 100.00%
Corwith Township, Precinct 1				
Polling	-	-	-	-
AVCB (if used)	-	-	-	-
Total	-	-	-	-
Dover Township, Precinct 1				
Polling	-	-	-	-
AVCB (if used)	-	-	-	-
Total	-	-	-	-
Elmira Township, Precinct 1				
Polling	-	-	-	-
AVCB (if used)	-	-	-	-
Total	-	-	-	-
Hayes Township Precinct 1				
Polling	-	-	-	-
AVCB (if used)	-	-	-	-
Total	-	-	-	-
Livingston Twp Precinct 1				
Polling	-	-	-	-
AVCB (if used)	-	-	-	-
Total	-	-	-	-
Otsego Lake Twp Precinct 1				
Polling	-	-	-	-
AVCB (if used)	-	-	-	-
Total	-	-	-	-
ANTRIM Warner Twp P1				
Polling	-	-	-	-
AVCB (if used)	-	-	-	-
Total	-	-	-	-
CHARLEVOIX Chandler Twp P1V				
Polling	-	-	-	-

Statement of Votes Cast
Otsego County, MI
2016 General Primary

Date:08/03/16
Time:13:57:08
Page:172 of 257

SOVC For Jurisdiction Wide, All Counters, All Races

	DEM Chester Treasurer			
	Reg. Voters	Times Counted	Total Votes	Write-In Votes
AVCB (if used)	-	-	-	-
Total	-	-	-	-
CHARLEVOIX Hudson Twp P1V				
Polling	-	-	-	-
AVCB (if used)	-	-	-	-
Total	-	-	-	-
CHEBOYGAN Wilmot Twp P1V				
Polling	-	-	-	-
AVCB (if used)	-	-	-	-
Total	-	-	-	-
Total				
Polling	1170	299	4	4 100.00%
AVCB (if used)	1170	0	0	0
Total	1170	299	4	4 100.00%

Date:08/03/16
Time:13:57:09
Page:173 of 257

Date:08/03/16
Time:13:57:09
Page:173 of 257

[illegible]

Statement of Votes Cast
Otsego County, MI
2016 General Primary

Date:08/03/16
Time:13:57:09
Page:174 of 257

SOVC For Jurisdiction Wide, All Counters, All Races

	DEM Chester Trustee									
	Reg. Voters	Times Counted	Total Votes	Wanda J. Basinski (DEM)		Jack Marlette (DEM)		Write-In Votes		
AVCB (if used)	-	-	-	-	-	-	-	-	-	-
Total	-	-	-	-	-	-	-	-	-	-
CHARLEVOIX Hudson Twp P1V										
Polling	-	-	-	-	-	-	-	-	-	-
AVCB (if used)	-	-	-	-	-	-	-	-	-	-
Total	-	-	-	-	-	-	-	-	-	-
CHEBOYGAN Wilmot Twp P1V										
Polling	-	-	-	-	-	-	-	-	-	-
AVCB (if used)	-	-	-	-	-	-	-	-	-	-
Total	-	-	-	-	-	-	-	-	-	-
Total										
Polling	1170	299	49	27	55.10%	22	44.90%	0	0.00%	
AVCB (if used)	1170	0	0	0	-	0	-	0	0.00%	
Total	1170	299	49	27	55.10%	22	44.90%	0	0.00%	

Statement of Votes Cast
Otsego County, MI
2016 General Primary

Date:08/03/16
Time:13:57:09
Page:175 of 257

SOVC For Jurisdiction Wide, All Counters, All Races

	DEM Corwith Supervisor			
	Reg. Voters	Times Counted	Total Votes	Write-In Votes
Jurisdiction Wide				
City of Gaylord, Ward 1, Precinct 1				
Polling	-	-	-	-
AVCB (if used)	-	-	-	-
Total	-	-	-	-
City of Gaylord, Ward 2, Precinct 2				
Polling	-	-	-	-
AVCB (if used)	-	-	-	-
Total	-	-	-	-
City of Gaylord, Ward 3, Precinct 3				
Polling	-	-	-	-
AVCB (if used)	-	-	-	-
Total	-	-	-	-
Bagley Township Precinct 1				
Polling	-	-	-	-
AVCB (if used)	-	-	-	-
Total	-	-	-	-
Bagley Township Precinct 2				
Polling	-	-	-	-
AVCB (if used)	-	-	-	-
Total	-	-	-	-
Charlton Township, Precinct 1				
Polling	-	-	-	-
AVCB (if used)	-	-	-	-
Total	-	-	-	-
Chester Township, Precinct 1				
Polling	-	-	-	-
AVCB (if used)	-	-	-	-
Total	-	-	-	-
Corwith Township, Precinct 1				
Polling	1487	478	1	1 100.00%
AVCB (if used)	1487	0	0	0
Total	1487	478	1	1 100.00%
Dover Township, Precinct 1				
Polling	-	-	-	-
AVCB (if used)	-	-	-	-
Total	-	-	-	-
Elmira Township, Precinct 1				
Polling	-	-	-	-
AVCB (if used)	-	-	-	-
Total	-	-	-	-
Hayes Township Precinct 1				
Polling	-	-	-	-
AVCB (if used)	-	-	-	-
Total	-	-	-	-
Livingston Twp Precinct 1				
Polling	-	-	-	-
AVCB (if used)	-	-	-	-
Total	-	-	-	-
Otsego Lake Twp Precinct 1				
Polling	-	-	-	-
AVCB (if used)	-	-	-	-
Total	-	-	-	-
ANTRIM Warner Twp P1				
Polling	-	-	-	-
AVCB (if used)	-	-	-	-
Total	-	-	-	-
CHARLEVOIX Chandler Twp P1V				
Polling	-	-	-	-

Statement of Votes Cast
Otsego County, MI
2016 General Primary

Date:08/03/16
Time:13:57:09
Page:176 of 257

SOVC For Jurisdiction Wide, All Counters, All Races

	DEM Corwith Supervisor			
	Reg. Voters	Times Counted	Total Votes	Write-In Votes
AVCB (if used)	-	-	-	-
Total	-	-	-	-
CHARLEVOIX Hudson Twp P1V				
Polling	-	-	-	-
AVCB (if used)	-	-	-	-
Total	-	-	-	-
CHEBOYGAN Wilmot Twp P1V				
Polling	-	-	-	-
AVCB (if used)	-	-	-	-
Total	-	-	-	-
Total				
Polling	1487	478	1	1 100.00%
AVCB (if used)	1487	0	0	0
Total	1487	478	1	1 100.00%

Statement of Votes Cast
Otsego County, MI
2016 General Primary

Date:08/03/16
Time:13:57:09
Page:177 of 257

SOVC For Jurisdiction Wide, All Counters, All Races

	DEM Corwith Clerk					
	Reg. Voters	Times Counted	Total Votes	Debbie Whitman (DEM)	Write-In Votes	
Jurisdiction Wide						
City of Gaylord, Ward 1, Precinct 1						
Polling	-	-	-	-	-	-
AVCB (if used)	-	-	-	-	-	-
Total	-	-	-	-	-	-
City of Gaylord, Ward 2, Precinct 2						
Polling	-	-	-	-	-	-
AVCB (if used)	-	-	-	-	-	-
Total	-	-	-	-	-	-
City of Gaylord, Ward 3, Precinct 3						
Polling	-	-	-	-	-	-
AVCB (if used)	-	-	-	-	-	-
Total	-	-	-	-	-	-
Bagley Township Precinct 1						
Polling	-	-	-	-	-	-
AVCB (if used)	-	-	-	-	-	-
Total	-	-	-	-	-	-
Bagley Township Precinct 2						
Polling	-	-	-	-	-	-
AVCB (if used)	-	-	-	-	-	-
Total	-	-	-	-	-	-
Charlton Township, Precinct 1						
Polling	-	-	-	-	-	-
AVCB (if used)	-	-	-	-	-	-
Total	-	-	-	-	-	-
Chester Township, Precinct 1						
Polling	-	-	-	-	-	-
AVCB (if used)	-	-	-	-	-	-
Total	-	-	-	-	-	-
Corwith Township, Precinct 1						
Polling	1487	478	39	39 100.00%	0	0.00%
AVCB (if used)	1487	0	0	0	0	-
Total	1487	478	39	39 100.00%	0	0.00%
Dover Township, Precinct 1						
Polling	-	-	-	-	-	-
AVCB (if used)	-	-	-	-	-	-
Total	-	-	-	-	-	-
Elmira Township, Precinct 1						
Polling	-	-	-	-	-	-
AVCB (if used)	-	-	-	-	-	-
Total	-	-	-	-	-	-
Hayes Township Precinct 1						
Polling	-	-	-	-	-	-
AVCB (if used)	-	-	-	-	-	-
Total	-	-	-	-	-	-
Livingston Twp Precinct 1						
Polling	-	-	-	-	-	-
AVCB (if used)	-	-	-	-	-	-
Total	-	-	-	-	-	-
Otsego Lake Twp Precinct 1						
Polling	-	-	-	-	-	-
AVCB (if used)	-	-	-	-	-	-
Total	-	-	-	-	-	-
ANTRIM Warner Twp P1						
Polling	-	-	-	-	-	-
AVCB (if used)	-	-	-	-	-	-
Total	-	-	-	-	-	-
CHARLEVOIX Chandler Twp P1V						
Polling	-	-	-	-	-	-

Statement of Votes Cast
Otsego County, MI
2016 General Primary

Date:08/03/16
Time:13:57:09
Page:178 of 257

SOVC For Jurisdiction Wide, All Counters, All Races

	DEM Corwith Clerk					
	Reg. Voters	Times Counted	Total Votes	Debbie Whitman (DEM)	Write-In Votes	
AVCB (if used)	-	-	-	-	-	-
Total	-	-	-	-	-	-
CHARLEVOIX Hudson Twp P1V						
Polling	-	-	-	-	-	-
AVCB (if used)	-	-	-	-	-	-
Total	-	-	-	-	-	-
CHEBOYGAN Wilmot Twp P1V						
Polling	-	-	-	-	-	-
AVCB (if used)	-	-	-	-	-	-
Total	-	-	-	-	-	-
Total						
Polling	1487	478	39	39 100.00%	0	0.00%
AVCB (if used)	1487	0	0	0	0	-
Total	1487	478	39	39 100.00%	0	0.00%

Statement of Votes Cast
Otsego County, MI
2016 General Primary

Date:08/03/16
Time:13:57:09
Page:179 of 257

SOVC For Jurisdiction Wide, All Counters, All Races

	DEM Corwith Treasurer			
	Reg. Voters	Times Counted	Total Votes	Write-In Votes
Jurisdiction Wide				
City of Gaylord, Ward 1, Precinct 1				
Polling	-	-	-	-
AVCB (if used)	-	-	-	-
Total	-	-	-	-
City of Gaylord, Ward 2, Precinct 2				
Polling	-	-	-	-
AVCB (if used)	-	-	-	-
Total	-	-	-	-
City of Gaylord, Ward 3, Precinct 3				
Polling	-	-	-	-
AVCB (if used)	-	-	-	-
Total	-	-	-	-
Bagley Township Precinct 1				
Polling	-	-	-	-
AVCB (if used)	-	-	-	-
Total	-	-	-	-
Bagley Township Precinct 2				
Polling	-	-	-	-
AVCB (if used)	-	-	-	-
Total	-	-	-	-
Charlton Township, Precinct 1				
Polling	-	-	-	-
AVCB (if used)	-	-	-	-
Total	-	-	-	-
Chester Township, Precinct 1				
Polling	-	-	-	-
AVCB (if used)	-	-	-	-
Total	-	-	-	-
Corwith Township, Precinct 1				
Polling	1487	478	0	0
AVCB (if used)	1487	0	0	0
Total	1487	478	0	0
Dover Township, Precinct 1				
Polling	-	-	-	-
AVCB (if used)	-	-	-	-
Total	-	-	-	-
Elmira Township, Precinct 1				
Polling	-	-	-	-
AVCB (if used)	-	-	-	-
Total	-	-	-	-
Hayes Township Precinct 1				
Polling	-	-	-	-
AVCB (if used)	-	-	-	-
Total	-	-	-	-
Livingston Twp Precinct 1				
Polling	-	-	-	-
AVCB (if used)	-	-	-	-
Total	-	-	-	-
Otsego Lake Twp Precinct 1				
Polling	-	-	-	-
AVCB (if used)	-	-	-	-
Total	-	-	-	-
ANTRIM Warner Twp P1				
Polling	-	-	-	-
AVCB (if used)	-	-	-	-
Total	-	-	-	-
CHARLEVOIX Chandler Twp P1V				
Polling	-	-	-	-

Statement of Votes Cast
Otsego County, MI
2016 General Primary

Date:08/03/16
Time:13:57:09
Page:180 of 257

SOVC For Jurisdiction Wide, All Counters, All Races

	DEM Corwith Treasurer			
	Reg. Voters	Times Counted	Total Votes	Write-In Votes
AVCB (if used)	-	-	-	-
Total	-	-	-	-
CHARLEVOIX Hudson Twp P1V				
Polling	-	-	-	-
AVCB (if used)	-	-	-	-
Total	-	-	-	-
CHEBOYGAN Wilmot Twp P1V				
Polling	-	-	-	-
AVCB (if used)	-	-	-	-
Total	-	-	-	-
Total				
Polling	1487	478	0	0
AVCB (if used)	1487	0	0	0
Total	1487	478	0	0

Statement of Votes Cast
Otsego County, MI
2016 General Primary

Date:08/03/16
Time:13:57:09
Page:181 of 257

SOVC For Jurisdiction Wide, All Counters, All Races

	DEM Corwith Trustee					
	Reg. Voters	Times Counted	Total Votes	Patrick Coultres (DEM)	Write-In Votes	
Jurisdiction Wide						
City of Gaylord, Ward 1, Precinct 1						
Polling	-	-	-	-	-	-
AVCB (if used)	-	-	-	-	-	-
Total	-	-	-	-	-	-
City of Gaylord, Ward 2, Precinct 2						
Polling	-	-	-	-	-	-
AVCB (if used)	-	-	-	-	-	-
Total	-	-	-	-	-	-
City of Gaylord, Ward 3, Precinct 3						
Polling	-	-	-	-	-	-
AVCB (if used)	-	-	-	-	-	-
Total	-	-	-	-	-	-
Bagley Township Precinct 1						
Polling	-	-	-	-	-	-
AVCB (if used)	-	-	-	-	-	-
Total	-	-	-	-	-	-
Bagley Township Precinct 2						
Polling	-	-	-	-	-	-
AVCB (if used)	-	-	-	-	-	-
Total	-	-	-	-	-	-
Charlton Township, Precinct 1						
Polling	-	-	-	-	-	-
AVCB (if used)	-	-	-	-	-	-
Total	-	-	-	-	-	-
Chester Township, Precinct 1						
Polling	-	-	-	-	-	-
AVCB (if used)	-	-	-	-	-	-
Total	-	-	-	-	-	-
Corwith Township, Precinct 1						
Polling	1487	478	45	45 100.00%	0	0.00%
AVCB (if used)	1487	0	0	0 -	0	-
Total	1487	478	45	45 100.00%	0	0.00%
Dover Township, Precinct 1						
Polling	-	-	-	-	-	-
AVCB (if used)	-	-	-	-	-	-
Total	-	-	-	-	-	-
Elmira Township, Precinct 1						
Polling	-	-	-	-	-	-
AVCB (if used)	-	-	-	-	-	-
Total	-	-	-	-	-	-
Hayes Township Precinct 1						
Polling	-	-	-	-	-	-
AVCB (if used)	-	-	-	-	-	-
Total	-	-	-	-	-	-
Livingston Twp Precinct 1						
Polling	-	-	-	-	-	-
AVCB (if used)	-	-	-	-	-	-
Total	-	-	-	-	-	-
Otsego Lake Twp Precinct 1						
Polling	-	-	-	-	-	-
AVCB (if used)	-	-	-	-	-	-
Total	-	-	-	-	-	-
ANTRIM Warner Twp P1						
Polling	-	-	-	-	-	-
AVCB (if used)	-	-	-	-	-	-
Total	-	-	-	-	-	-
CHARLEVOIX Chandler Twp P1V						
Polling	-	-	-	-	-	-

Statement of Votes Cast
Otsego County, MI
2016 General Primary

Date:08/03/16
Time:13:57:09
Page:182 of 257

SOVC For Jurisdiction Wide, All Counters, All Races

	DEM Corwith Trustee					
	Reg. Voters	Times Counted	Total Votes	Patrick Coultres (DEM)	Write-In Votes	
AVCB (if used)	-	-	-	-	-	-
Total	-	-	-	-	-	-
CHARLEVOIX Hudson Twp P1V						
Polling	-	-	-	-	-	-
AVCB (if used)	-	-	-	-	-	-
Total	-	-	-	-	-	-
CHEBOYGAN Wilmot Twp P1V						
Polling	-	-	-	-	-	-
AVCB (if used)	-	-	-	-	-	-
Total	-	-	-	-	-	-
Total						
Polling	1487	478	45	45 100.00%	0	0.00%
AVCB (if used)	1487	0	0	0 -	0	-
Total	1487	478	45	45 100.00%	0	0.00%

Statement of Votes Cast
Otsego County, MI
2016 General Primary

Date:08/03/16
Time:13:57:09
Page:183 of 257

SOVC For Jurisdiction Wide, All Counters, All Races

	DEM Dover Supervisor			
	Reg. Voters	Times Counted	Total Votes	Write-In Votes
Jurisdiction Wide				
City of Gaylord, Ward 1, Precinct 1				
Polling	-	-	-	-
AVCB (if used)	-	-	-	-
Total	-	-	-	-
City of Gaylord, Ward 2, Precinct 2				
Polling	-	-	-	-
AVCB (if used)	-	-	-	-
Total	-	-	-	-
City of Gaylord, Ward 3, Precinct 3				
Polling	-	-	-	-
AVCB (if used)	-	-	-	-
Total	-	-	-	-
Bagley Township Precinct 1				
Polling	-	-	-	-
AVCB (if used)	-	-	-	-
Total	-	-	-	-
Bagley Township Precinct 2				
Polling	-	-	-	-
AVCB (if used)	-	-	-	-
Total	-	-	-	-
Charlton Township, Precinct 1				
Polling	-	-	-	-
AVCB (if used)	-	-	-	-
Total	-	-	-	-
Chester Township, Precinct 1				
Polling	-	-	-	-
AVCB (if used)	-	-	-	-
Total	-	-	-	-
Corwith Township, Precinct 1				
Polling	-	-	-	-
AVCB (if used)	-	-	-	-
Total	-	-	-	-
Dover Township, Precinct 1				
Polling	512	161	0	0
AVCB (if used)	512	0	0	0
Total	512	161	0	0
Elnira Township, Precinct 1				
Polling	-	-	-	-
AVCB (if used)	-	-	-	-
Total	-	-	-	-
Hayes Township Precinct 1				
Polling	-	-	-	-
AVCB (if used)	-	-	-	-
Total	-	-	-	-
Livingston Twp Precinct 1				
Polling	-	-	-	-
AVCB (if used)	-	-	-	-
Total	-	-	-	-
Otsego Lake Twp Precinct 1				
Polling	-	-	-	-
AVCB (if used)	-	-	-	-
Total	-	-	-	-
ANTRIM Warner Twp P1				
Polling	-	-	-	-
AVCB (if used)	-	-	-	-
Total	-	-	-	-
CHARLEVOIX Chandler Twp P1V				
Polling	-	-	-	-

Statement of Votes Cast

Date:08/03/16

Otsego County, MI

Time:13:57:09

2016 General Primary

Page:184 of 257

SOVC For Jurisdiction Wide, All Counters, All Races

	DEM Dover Supervisor			
	Reg. Voters	Times Counted	Total Votes	Write-In Votes
AVCB (if used)	-	-	-	-
Total	-	-	-	-
CHARLEVOIX Hudson Twp P1V	-	-	-	-
Polling	-	-	-	-
AVCB (if used)	-	-	-	-
Total	-	-	-	-
CHEBOYGAN Wilmot Twp P1V	-	-	-	-
Polling	-	-	-	-
AVCB (if used)	-	-	-	-
Total	-	-	-	-
Total	-	-	-	-
Polling	512	161	0	0
AVCB (if used)	512	0	0	0
Total	512	161	0	0

Statement of Votes Cast
Otsego County, MI
2016 General Primary

Date:08/03/16
Time:13:57:09
Page:185 of 257

SOVC For Jurisdiction Wide, All Counters, All Races

	DEM Dover Clerk					
	Reg. Voters	Times Counted	Total Votes	Janet C. Kwapis (DEM)	Write-In Votes	
Jurisdiction Wide						
City of Gaylord, Ward 1, Precinct 1						
Polling	-	-	-	-	-	-
AVCB (if used)	-	-	-	-	-	-
Total	-	-	-	-	-	-
City of Gaylord, Ward 2, Precinct 2						
Polling	-	-	-	-	-	-
AVCB (if used)	-	-	-	-	-	-
Total	-	-	-	-	-	-
City of Gaylord, Ward 3, Precinct 3						
Polling	-	-	-	-	-	-
AVCB (if used)	-	-	-	-	-	-
Total	-	-	-	-	-	-
Bagley Township Precinct 1						
Polling	-	-	-	-	-	-
AVCB (if used)	-	-	-	-	-	-
Total	-	-	-	-	-	-
Bagley Township Precinct 2						
Polling	-	-	-	-	-	-
AVCB (if used)	-	-	-	-	-	-
Total	-	-	-	-	-	-
Charlton Township, Precinct 1						
Polling	-	-	-	-	-	-
AVCB (if used)	-	-	-	-	-	-
Total	-	-	-	-	-	-
Chester Township, Precinct 1						
Polling	-	-	-	-	-	-
AVCB (if used)	-	-	-	-	-	-
Total	-	-	-	-	-	-
Corwith Township, Precinct 1						
Polling	-	-	-	-	-	-
AVCB (if used)	-	-	-	-	-	-
Total	-	-	-	-	-	-
Dover Township, Precinct 1						
Polling	512	161	14	14 100.00%	0	0.00%
AVCB (if used)	512	0	0	0	0	-
Total	512	161	14	14 100.00%	0	0.00%
Elmira Township, Precinct 1						
Polling	-	-	-	-	-	-
AVCB (if used)	-	-	-	-	-	-
Total	-	-	-	-	-	-
Hayes Township Precinct 1						
Polling	-	-	-	-	-	-
AVCB (if used)	-	-	-	-	-	-
Total	-	-	-	-	-	-
Livingston Twp Precinct 1						
Polling	-	-	-	-	-	-
AVCB (if used)	-	-	-	-	-	-
Total	-	-	-	-	-	-
Otsego Lake Twp Precinct 1						
Polling	-	-	-	-	-	-
AVCB (if used)	-	-	-	-	-	-
Total	-	-	-	-	-	-
ANTRIM Warner Twp P1						
Polling	-	-	-	-	-	-
AVCB (if used)	-	-	-	-	-	-
Total	-	-	-	-	-	-
CHARLEVOIX Chandler Twp P1V						
Polling	-	-	-	-	-	-

Statement of Votes Cast

Otsego County, MI

2016 General Primary

SOVC For Jurisdiction Wide, All Counters, All Races

Date:08/03/16

Time:13:57:09

Page:186 of 257

	DEM Dover Clerk					
	Reg. Voters	Times Counted	Total Votes	Janet C. Kwapis (DEM)	Write-In Votes	
AVCB (if used)	-	-	-	-	-	-
Total	-	-	-	-	-	-
CHARLEVOIX Hudson Twp P1V						
Polling	-	-	-	-	-	-
AVCB (if used)	-	-	-	-	-	-
Total	-	-	-	-	-	-
CHEBOYGAN Wilmot Twp P1V						
Polling	-	-	-	-	-	-
AVCB (if used)	-	-	-	-	-	-
Total	-	-	-	-	-	-
Total						
Polling	512	161	14	14 100.00%	0	0.00%
AVCB (if used)	512	0	0	0 -	0	-
Total	512	161	14	14 100.00%	0	0.00%

Statement of Votes Cast

Otsego County, MI

2016 General Primary

SOVC For Jurisdiction Wide, All Counters, All Races

Date:08/03/16

Time:13:57:09

Page:187 of 257

	DEM Dover Treasurer			
	Reg. Voters	Times Counted	Total Votes	Write-In Votes
Jurisdiction Wide				
City of Gaylord, Ward 1, Precinct 1				
Polling	-	-	-	-
AVCB (if used)	-	-	-	-
Total	-	-	-	-
City of Gaylord, Ward 2, Precinct 2				
Polling	-	-	-	-
AVCB (if used)	-	-	-	-
Total	-	-	-	-
City of Gaylord, Ward 3, Precinct 3				
Polling	-	-	-	-
AVCB (if used)	-	-	-	-
Total	-	-	-	-
Bagley Township Precinct 1				
Polling	-	-	-	-
AVCB (if used)	-	-	-	-
Total	-	-	-	-
Bagley Township Precinct 2				
Polling	-	-	-	-
AVCB (if used)	-	-	-	-
Total	-	-	-	-
Charlton Township, Precinct 1				
Polling	-	-	-	-
AVCB (if used)	-	-	-	-
Total	-	-	-	-
Chester Township, Precinct 1				
Polling	-	-	-	-
AVCB (if used)	-	-	-	-
Total	-	-	-	-
Corwith Township, Precinct 1				
Polling	-	-	-	-
AVCB (if used)	-	-	-	-
Total	-	-	-	-
Dover Township, Precinct 1				
Polling	512	161	0	0
AVCB (if used)	512	0	0	0
Total	512	161	0	0
Elmira Township, Precinct 1				
Polling	-	-	-	-
AVCB (if used)	-	-	-	-
Total	-	-	-	-
Hayes Township Precinct 1				
Polling	-	-	-	-
AVCB (if used)	-	-	-	-
Total	-	-	-	-
Livingston Twp Precinct 1				
Polling	-	-	-	-
AVCB (if used)	-	-	-	-
Total	-	-	-	-
Otsego Lake Twp Precinct 1				
Polling	-	-	-	-
AVCB (if used)	-	-	-	-
Total	-	-	-	-
ANTRIM Warner Twp P1				
Polling	-	-	-	-
AVCB (if used)	-	-	-	-
Total	-	-	-	-
CHARLEVOIX Chandler Twp P1V				
Polling	-	-	-	-

Statement of Votes Cast

Otsego County, MI

2016 General Primary

SOVC For Jurisdiction Wide, All Counters, All Races

Date:08/03/16

Time:13:57:09

Page:188 of 257

	DEM Dover Treasurer			
	Reg. Voters	Times Counted	Total Votes	Write-In Votes
AVCB (if used)	-	-	-	-
Total	-	-	-	-
CHARLEVOIX Hudson Twp P1V				
Polling	-	-	-	-
AVCB (if used)	-	-	-	-
Total	-	-	-	-
CHEBOYGAN Wilmot Twp P1V				
Polling	-	-	-	-
AVCB (if used)	-	-	-	-
Total	-	-	-	-
Total				
Polling	512	161	0	0
AVCB (if used)	512	0	0	0
Total	512	161	0	0

Statement of Votes Cast
Otsego County, MI
2016 General Primary

Date:08/03/16
Time:13:57:09
Page:189 of 257

SOVC For Jurisdiction Wide, All Counters, All Races

	DEM Dover Trustee					
	Reg. Voters	Times Counted	Total Votes	Rebecca House (DEM)	Write-In Votes	
Jurisdiction Wide						
City of Gaylord, Ward 1, Precinct 1						
Polling	-	-	-	-	-	-
AVCB (if used)	-	-	-	-	-	-
Total	-	-	-	-	-	-
City of Gaylord, Ward 2, Precinct 2						
Polling	-	-	-	-	-	-
AVCB (if used)	-	-	-	-	-	-
Total	-	-	-	-	-	-
City of Gaylord, Ward 3, Precinct 3						
Polling	-	-	-	-	-	-
AVCB (if used)	-	-	-	-	-	-
Total	-	-	-	-	-	-
Bagley Township Precinct 1						
Polling	-	-	-	-	-	-
AVCB (if used)	-	-	-	-	-	-
Total	-	-	-	-	-	-
Bagley Township Precinct 2						
Polling	-	-	-	-	-	-
AVCB (if used)	-	-	-	-	-	-
Total	-	-	-	-	-	-
Charlton Township, Precinct 1						
Polling	-	-	-	-	-	-
AVCB (if used)	-	-	-	-	-	-
Total	-	-	-	-	-	-
Chester Township, Precinct 1						
Polling	-	-	-	-	-	-
AVCB (if used)	-	-	-	-	-	-
Total	-	-	-	-	-	-
Corwith Township, Precinct 1						
Polling	-	-	-	-	-	-
AVCB (if used)	-	-	-	-	-	-
Total	-	-	-	-	-	-
Dover Township, Precinct 1						
Polling	512	161	13	13 100.00%	0	0.00%
AVCB (if used)	512	0	0	0	0	-
Total	512	161	13	13 100.00%	0	0.00%
Elmira Township, Precinct 1						
Polling	-	-	-	-	-	-
AVCB (if used)	-	-	-	-	-	-
Total	-	-	-	-	-	-
Hayes Township Precinct 1						
Polling	-	-	-	-	-	-
AVCB (if used)	-	-	-	-	-	-
Total	-	-	-	-	-	-
Livingston Twp Precinct 1						
Polling	-	-	-	-	-	-
AVCB (if used)	-	-	-	-	-	-
Total	-	-	-	-	-	-
Otsego Lake Twp Precinct 1						
Polling	-	-	-	-	-	-
AVCB (if used)	-	-	-	-	-	-
Total	-	-	-	-	-	-
ANTRIM Warner Twp P1						
Polling	-	-	-	-	-	-
AVCB (if used)	-	-	-	-	-	-
Total	-	-	-	-	-	-
CHARLEVOIX Chandler Twp P1V						
Polling	-	-	-	-	-	-

Statement of Votes Cast
 Otsego County, MI
 2016 General Primary

Date:08/03/16
 Time:13:57:09
 Page:190 of 257

SOVC For Jurisdiction Wide, All Counters, All Races

	DEM Dover Trustee					
	Reg. Voters	Times Counted	Total Votes	Rebecca House (DEM)	Write-In Votes	
AVCB (if used)	-	-	-	-	-	-
Total	-	-	-	-	-	-
CHARLEVOIX Hudson Twp PIV	-	-	-	-	-	-
Polling	-	-	-	-	-	-
AVCB (if used)	-	-	-	-	-	-
Total	-	-	-	-	-	-
CHEBOYGAN Wilmot Twp PIV	-	-	-	-	-	-
Polling	-	-	-	-	-	-
AVCB (if used)	-	-	-	-	-	-
Total	-	-	-	-	-	-
Total						
Polling	512	161	13	13 100.00%	0	0.00%
AVCB (if used)	512	0	0	0	0	-
Total	512	161	13	13 100.00%	0	0.00%

Statement of Votes Cast

Otsego County, MI

2016 General Primary

SOVC For Jurisdiction Wide, All Counters, All Races

Date:08/03/16

Time:13:57:09

Page:191 of 257

	DEM Elmira Supervisor				DEM Elmira Clerk			
	Reg. Voters	Times Counted	Total Votes	Write-In Votes	Reg. Voters	Times Counted	Total Votes	Write-In Votes
Jurisdiction Wide								
City of Gaylord, Ward 1, Precinct 1								
Polling	-	-	-	-	-	-	-	-
AVCB (if used)	-	-	-	-	-	-	-	-
Total	-	-	-	-	-	-	-	-
City of Gaylord, Ward 2, Precinct 2								
Polling	-	-	-	-	-	-	-	-
AVCB (if used)	-	-	-	-	-	-	-	-
Total	-	-	-	-	-	-	-	-
City of Gaylord, Ward 3, Precinct 3								
Polling	-	-	-	-	-	-	-	-
AVCB (if used)	-	-	-	-	-	-	-	-
Total	-	-	-	-	-	-	-	-
Bagley Township Precinct 1								
Polling	-	-	-	-	-	-	-	-
AVCB (if used)	-	-	-	-	-	-	-	-
Total	-	-	-	-	-	-	-	-
Bagley Township Precinct 2								
Polling	-	-	-	-	-	-	-	-
AVCB (if used)	-	-	-	-	-	-	-	-
Total	-	-	-	-	-	-	-	-
Charlton Township, Precinct 1								
Polling	-	-	-	-	-	-	-	-
AVCB (if used)	-	-	-	-	-	-	-	-
Total	-	-	-	-	-	-	-	-
Chester Township, Precinct 1								
Polling	-	-	-	-	-	-	-	-
AVCB (if used)	-	-	-	-	-	-	-	-
Total	-	-	-	-	-	-	-	-
Corwith Township, Precinct 1								
Polling	-	-	-	-	-	-	-	-
AVCB (if used)	-	-	-	-	-	-	-	-
Total	-	-	-	-	-	-	-	-
Dover Township, Precinct 1								
Polling	-	-	-	-	-	-	-	-
AVCB (if used)	-	-	-	-	-	-	-	-
Total	-	-	-	-	-	-	-	-
Elmira Township, Precinct 1								
Polling	1383	359	4	4 100.00%	1383	359	4	4 100.00%
AVCB (if used)	1383	0	0	0	1383	0	0	0
Total	1383	359	4	4 100.00%	1383	359	4	4 100.00%
Hayes Township Precinct 1								
Polling	-	-	-	-	-	-	-	-
AVCB (if used)	-	-	-	-	-	-	-	-
Total	-	-	-	-	-	-	-	-
Livingston Twp Precinct 1								
Polling	-	-	-	-	-	-	-	-
AVCB (if used)	-	-	-	-	-	-	-	-
Total	-	-	-	-	-	-	-	-
Otsego Lake Twp Precinct 1								
Polling	-	-	-	-	-	-	-	-
AVCB (if used)	-	-	-	-	-	-	-	-
Total	-	-	-	-	-	-	-	-
ANTRIM Warner Twp P1								
Polling	-	-	-	-	-	-	-	-
AVCB (if used)	-	-	-	-	-	-	-	-
Total	-	-	-	-	-	-	-	-
CHARLEVOIX Chandler Twp P1V								
Polling	-	-	-	-	-	-	-	-

Statement of Votes Cast
Otsego County, MI
2016 General Primary

Date:08/03/16
Time:13:57:09
Page:192 of 257

SOVC For Jurisdiction Wide, All Counters, All Races

	DEM Elmira Supervisor				DEM Elmira Clerk			
	Reg. Voters	Times Counted	Total Votes	Write-In Votes	Reg. Voters	Times Counted	Total Votes	Write-In Votes
AVCB (if used)	-	-	-	-	-	-	-	-
Total	-	-	-	-	-	-	-	-
CHARLEVOIX Hudson Twp P1V	-	-	-	-	-	-	-	-
Polling	-	-	-	-	-	-	-	-
AVCB (if used)	-	-	-	-	-	-	-	-
Total	-	-	-	-	-	-	-	-
CHEBOYGAN Wilmot Twp P1V	-	-	-	-	-	-	-	-
Polling	-	-	-	-	-	-	-	-
AVCB (if used)	-	-	-	-	-	-	-	-
Total	-	-	-	-	-	-	-	-
Total	-	-	-	-	-	-	-	-
Polling	1383	359	4	4 100.00%	1383	359	4	4 100.00%
AVCB (if used)	1383	0	0	0	1383	0	0	0
Total	1383	359	4	4 100.00%	1383	359	4	4 100.00%

Statement of Votes Cast
Otsego County, MI
2016 General Primary

Date:08/03/16
Time:13:57:09
Page:193 of 257

SOVC For Jurisdiction Wide, All Counters, All Races

	DEM Elmira Treasurer				DEM Elmira Trustee			
	Reg. Voters	Times Counted	Total Votes	Write-In Votes	Reg. Voters	Times Counted	Total Votes	Write-In Votes
Jurisdiction Wide								
City of Gaylord, Ward 1, Precinct 1								
Polling	-	-	-	-	-	-	-	-
AVCB (if used)	-	-	-	-	-	-	-	-
Total	-	-	-	-	-	-	-	-
City of Gaylord, Ward 2, Precinct 2								
Polling	-	-	-	-	-	-	-	-
AVCB (if used)	-	-	-	-	-	-	-	-
Total	-	-	-	-	-	-	-	-
City of Gaylord, Ward 3, Precinct 3								
Polling	-	-	-	-	-	-	-	-
AVCB (if used)	-	-	-	-	-	-	-	-
Total	-	-	-	-	-	-	-	-
Bagley Township Precinct 1								
Polling	-	-	-	-	-	-	-	-
AVCB (if used)	-	-	-	-	-	-	-	-
Total	-	-	-	-	-	-	-	-
Bagley Township Precinct 2								
Polling	-	-	-	-	-	-	-	-
AVCB (if used)	-	-	-	-	-	-	-	-
Total	-	-	-	-	-	-	-	-
Charlton Township, Precinct 1								
Polling	-	-	-	-	-	-	-	-
AVCB (if used)	-	-	-	-	-	-	-	-
Total	-	-	-	-	-	-	-	-
Chester Township, Precinct 1								
Polling	-	-	-	-	-	-	-	-
AVCB (if used)	-	-	-	-	-	-	-	-
Total	-	-	-	-	-	-	-	-
Corwith Township, Precinct 1								
Polling	-	-	-	-	-	-	-	-
AVCB (if used)	-	-	-	-	-	-	-	-
Total	-	-	-	-	-	-	-	-
Dover Township, Precinct 1								
Polling	-	-	-	-	-	-	-	-
AVCB (if used)	-	-	-	-	-	-	-	-
Total	-	-	-	-	-	-	-	-
Elmira Township, Precinct 1								
Polling	1383	359	4	4 100.00%	1383	359	4	4 100.00%
AVCB (if used)	1383	0	0	0	1383	0	0	0
Total	1383	359	4	4 100.00%	1383	359	4	4 100.00%
Hayes Township Precinct 1								
Polling	-	-	-	-	-	-	-	-
AVCB (if used)	-	-	-	-	-	-	-	-
Total	-	-	-	-	-	-	-	-
Livingston Twp Precinct 1								
Polling	-	-	-	-	-	-	-	-
AVCB (if used)	-	-	-	-	-	-	-	-
Total	-	-	-	-	-	-	-	-
Otsego Lake Twp Precinct 1								
Polling	-	-	-	-	-	-	-	-
AVCB (if used)	-	-	-	-	-	-	-	-
Total	-	-	-	-	-	-	-	-
ANTRIM Warner Twp P1								
Polling	-	-	-	-	-	-	-	-
AVCB (if used)	-	-	-	-	-	-	-	-
Total	-	-	-	-	-	-	-	-
CHARLEVOIX Chandler Twp P1V								
Polling	-	-	-	-	-	-	-	-

Statement of Votes Cast
Otsego County, MI
2016 General Primary

Date:08/03/16
Time:13:57:09
Page:194 of 257

SOVC For Jurisdiction Wide, All Counters, All Races

	DEM Elmira Treasurer				DEM Elmira Trustee			
	Reg. Voters	Times Counted	Total Votes	Write-In Votes	Reg. Voters	Times Counted	Total Votes	Write-In Votes
AVCB (if used)	-	-	-	-	-	-	-	-
Total	-	-	-	-	-	-	-	-
CHARLEVOIX Hudson Twp P1V	-	-	-	-	-	-	-	-
Polling	-	-	-	-	-	-	-	-
AVCB (if used)	-	-	-	-	-	-	-	-
Total	-	-	-	-	-	-	-	-
CHEBOYGAN Wilmot Twp P1V	-	-	-	-	-	-	-	-
Polling	-	-	-	-	-	-	-	-
AVCB (if used)	-	-	-	-	-	-	-	-
Total	-	-	-	-	-	-	-	-
Total	-	-	-	-	-	-	-	-
Polling	1383	359	4	4 100.00%	1383	359	4	4 100.00%
AVCB (if used)	1383	0	0	0	1383	0	0	0
Total	1383	359	4	4 100.00%	1383	359	4	4 100.00%

Statement of Votes Cast
Otsego County, MI
2016 General Primary

Date: 08/03/16
Time: 13:57:09
Page: 195 of 257

SOVC For Jurisdiction Wide, All Counters, All Races

	DEM Hayes Supervisor				DEM Hayes Clerk			
	Reg. Voters	Times Counted	Total Votes	Write-In Votes	Reg. Voters	Times Counted	Total Votes	Write-In Votes
Jurisdiction Wide								
City of Gaylord, Ward 1, Precinct 1								
Polling	-	-	-	-	-	-	-	-
AVCB (if used)	-	-	-	-	-	-	-	-
Total	-	-	-	-	-	-	-	-
City of Gaylord, Ward 2, Precinct 2								
Polling	-	-	-	-	-	-	-	-
AVCB (if used)	-	-	-	-	-	-	-	-
Total	-	-	-	-	-	-	-	-
City of Gaylord, Ward 3, Precinct 3								
Polling	-	-	-	-	-	-	-	-
AVCB (if used)	-	-	-	-	-	-	-	-
Total	-	-	-	-	-	-	-	-
Bagley Township Precinct 1								
Polling	-	-	-	-	-	-	-	-
AVCB (if used)	-	-	-	-	-	-	-	-
Total	-	-	-	-	-	-	-	-
Bagley Township Precinct 2								
Polling	-	-	-	-	-	-	-	-
AVCB (if used)	-	-	-	-	-	-	-	-
Total	-	-	-	-	-	-	-	-
Charlton Township, Precinct 1								
Polling	-	-	-	-	-	-	-	-
AVCB (if used)	-	-	-	-	-	-	-	-
Total	-	-	-	-	-	-	-	-
Chester Township, Precinct 1								
Polling	-	-	-	-	-	-	-	-
AVCB (if used)	-	-	-	-	-	-	-	-
Total	-	-	-	-	-	-	-	-
Corwith Township, Precinct 1								
Polling	-	-	-	-	-	-	-	-
AVCB (if used)	-	-	-	-	-	-	-	-
Total	-	-	-	-	-	-	-	-
Dover Township, Precinct 1								
Polling	-	-	-	-	-	-	-	-
AVCB (if used)	-	-	-	-	-	-	-	-
Total	-	-	-	-	-	-	-	-
Elmira Township, Precinct 1								
Polling	-	-	-	-	-	-	-	-
AVCB (if used)	-	-	-	-	-	-	-	-
Total	-	-	-	-	-	-	-	-
Hayes Township Precinct 1								
Polling	2147	519	11	11 100.00%	2147	519	11	11 100.00%
AVCB (if used)	2147	0	0	0	2147	0	0	0
Total	2147	519	11	11 100.00%	2147	519	11	11 100.00%
Livingston Twp Precinct 1								
Polling	-	-	-	-	-	-	-	-
AVCB (if used)	-	-	-	-	-	-	-	-
Total	-	-	-	-	-	-	-	-
Otsego Lake Twp Precinct 1								
Polling	-	-	-	-	-	-	-	-
AVCB (if used)	-	-	-	-	-	-	-	-
Total	-	-	-	-	-	-	-	-
ANTRIM Warner Twp P1								
Polling	-	-	-	-	-	-	-	-
AVCB (if used)	-	-	-	-	-	-	-	-
Total	-	-	-	-	-	-	-	-
CHARLEVOIX Chandler Twp P1V								
Polling	-	-	-	-	-	-	-	-

Statement of Votes Cast
Otsego County, MI
2016 General Primary

Date:08/03/16
Time:13:57:09
Page:196 of 257

SOVC For Jurisdiction Wide, All Counters, All Races

	DEM Hayes Supervisor				DEM Hayes Clerk			
	Reg. Voters	Times Counted	Total Votes	Write-In Votes	Reg. Voters	Times Counted	Total Votes	Write-In Votes
AVCB (if used)	-	-	-	-	-	-	-	-
Total	-	-	-	-	-	-	-	-
CHARLEVOIX Hudson Twp P1V								
Polling	-	-	-	-	-	-	-	-
AVCB (if used)	-	-	-	-	-	-	-	-
Total	-	-	-	-	-	-	-	-
CHEBOYGAN Wilmot Twp P1V								
Polling	-	-	-	-	-	-	-	-
AVCB (if used)	-	-	-	-	-	-	-	-
Total	-	-	-	-	-	-	-	-
Total								
Polling	2147	519	11	11 100.00%	2147	519	11	11 100.00%
AVCB (if used)	2147	0	0	0	2147	0	0	0
Total	2147	519	11	11 100.00%	2147	519	11	11 100.00%

Statement of Votes Cast
Otsego County, MI
2016 General Primary

Date:08/03/16
Time:13:57:09
Page:197 of 257

SOVC For Jurisdiction Wide, All Counters, All Races

	DEM Hayes Treasurer				DEM Hayes Trustee			
	Reg. Voters	Times Counted	Total Votes	Write-In Votes	Reg. Voters	Times Counted	Total Votes	Write-In Votes
Jurisdiction Wide								
City of Gaylord, Ward 1, Precinct 1								
Polling	-	-	-	-	-	-	-	-
AVCB (if used)	-	-	-	-	-	-	-	-
Total	-	-	-	-	-	-	-	-
City of Gaylord, Ward 2, Precinct 2								
Polling	-	-	-	-	-	-	-	-
AVCB (if used)	-	-	-	-	-	-	-	-
Total	-	-	-	-	-	-	-	-
City of Gaylord, Ward 3, Precinct 3								
Polling	-	-	-	-	-	-	-	-
AVCB (if used)	-	-	-	-	-	-	-	-
Total	-	-	-	-	-	-	-	-
Bagley Township Precinct 1								
Polling	-	-	-	-	-	-	-	-
AVCB (if used)	-	-	-	-	-	-	-	-
Total	-	-	-	-	-	-	-	-
Bagley Township Precinct 2								
Polling	-	-	-	-	-	-	-	-
AVCB (if used)	-	-	-	-	-	-	-	-
Total	-	-	-	-	-	-	-	-
Charlton Township, Precinct 1								
Polling	-	-	-	-	-	-	-	-
AVCB (if used)	-	-	-	-	-	-	-	-
Total	-	-	-	-	-	-	-	-
Chester Township, Precinct 1								
Polling	-	-	-	-	-	-	-	-
AVCB (if used)	-	-	-	-	-	-	-	-
Total	-	-	-	-	-	-	-	-
Corwith Township, Precinct 1								
Polling	-	-	-	-	-	-	-	-
AVCB (if used)	-	-	-	-	-	-	-	-
Total	-	-	-	-	-	-	-	-
Dover Township, Precinct 1								
Polling	-	-	-	-	-	-	-	-
AVCB (if used)	-	-	-	-	-	-	-	-
Total	-	-	-	-	-	-	-	-
Elmira Township, Precinct 1								
Polling	-	-	-	-	-	-	-	-
AVCB (if used)	-	-	-	-	-	-	-	-
Total	-	-	-	-	-	-	-	-
Hayes Township Precinct 1								
Polling	2147	519	11	11 100.00%	2147	519	10	10 100.00%
AVCB (if used)	2147	0	0	0	2147	0	0	0
Total	2147	519	11	11 100.00%	2147	519	10	10 100.00%
Livingston Twp Precinct 1								
Polling	-	-	-	-	-	-	-	-
AVCB (if used)	-	-	-	-	-	-	-	-
Total	-	-	-	-	-	-	-	-
Otsego Lake Twp Precinct 1								
Polling	-	-	-	-	-	-	-	-
AVCB (if used)	-	-	-	-	-	-	-	-
Total	-	-	-	-	-	-	-	-
ANTRIM Warner Twp P1								
Polling	-	-	-	-	-	-	-	-
AVCB (if used)	-	-	-	-	-	-	-	-
Total	-	-	-	-	-	-	-	-
CHARLEVOIX Chandler Twp P1V								
Polling	-	-	-	-	-	-	-	-

Statement of Votes Cast
Otsego County, MI
2016 General Primary

Date:08/03/16
Time:13:57:09
Page:198 of 257

SOVC For Jurisdiction Wide, All Counters, All Races

	DEM Hayes Treasurer				DEM Hayes Trustee			
	Reg. Voters	Times Counted	Total Votes	Write-In Votes	Reg. Voters	Times Counted	Total Votes	Write-In Votes
AVCB (if used)	-	-	-	-	-	-	-	-
Total	-	-	-	-	-	-	-	-
CHARLEVOIX Hudson Twp P1V								
Polling	-	-	-	-	-	-	-	-
AVCB (if used)	-	-	-	-	-	-	-	-
Total	-	-	-	-	-	-	-	-
CHEBOYGAN Wilmot Twp P1V								
Polling	-	-	-	-	-	-	-	-
AVCB (if used)	-	-	-	-	-	-	-	-
Total	-	-	-	-	-	-	-	-
Total								
Polling	2147	519	11	11 100.00%	2147	519	10	10 100.00%
AVCB (if used)	2147	0	0	0	2147	0	0	0
Total	2147	519	11	11 100.00%	2147	519	10	10 100.00%

Statement of Votes Cast
Otsego County, MI
2016 General Primary

Date:08/03/16
Time:13:57:09
Page:199 of 257

SOVC For Jurisdiction Wide, All Counters, All Races

	DEM Livingston Supervisor					
	Reg. Voters	Times Counted	Total Votes	Brian Morgan (DEM)	Write-In Votes	
Jurisdiction Wide						
City of Gaylord, Ward 1, Precinct 1						
Polling	-	-	-	-	-	-
AVCB (if used)	-	-	-	-	-	-
Total	-	-	-	-	-	-
City of Gaylord, Ward 2, Precinct 2						
Polling	-	-	-	-	-	-
AVCB (if used)	-	-	-	-	-	-
Total	-	-	-	-	-	-
City of Gaylord, Ward 3, Precinct 3						
Polling	-	-	-	-	-	-
AVCB (if used)	-	-	-	-	-	-
Total	-	-	-	-	-	-
Bagley Township Precinct 1						
Polling	-	-	-	-	-	-
AVCB (if used)	-	-	-	-	-	-
Total	-	-	-	-	-	-
Bagley Township Precinct 2						
Polling	-	-	-	-	-	-
AVCB (if used)	-	-	-	-	-	-
Total	-	-	-	-	-	-
Charlton Township, Precinct 1						
Polling	-	-	-	-	-	-
AVCB (if used)	-	-	-	-	-	-
Total	-	-	-	-	-	-
Chester Township, Precinct 1						
Polling	-	-	-	-	-	-
AVCB (if used)	-	-	-	-	-	-
Total	-	-	-	-	-	-
Corwith Township, Precinct 1						
Polling	-	-	-	-	-	-
AVCB (if used)	-	-	-	-	-	-
Total	-	-	-	-	-	-
Dover Township, Precinct 1						
Polling	-	-	-	-	-	-
AVCB (if used)	-	-	-	-	-	-
Total	-	-	-	-	-	-
Elmira Township, Precinct 1						
Polling	-	-	-	-	-	-
AVCB (if used)	-	-	-	-	-	-
Total	-	-	-	-	-	-
Hayes Township Precinct 1						
Polling	-	-	-	-	-	-
AVCB (if used)	-	-	-	-	-	-
Total	-	-	-	-	-	-
Livingston Twp Precinct 1						
Polling	2159	539	60	60 100.00%	0	0.00%
AVCB (if used)	2159	0	0	0	0	-
Total	2159	539	60	60 100.00%	0	0.00%
Otsego Lake Twp Precinct 1						
Polling	-	-	-	-	-	-
AVCB (if used)	-	-	-	-	-	-
Total	-	-	-	-	-	-
ANTRIM Warner Twp P1						
Polling	-	-	-	-	-	-
AVCB (if used)	-	-	-	-	-	-
Total	-	-	-	-	-	-
CHARLEVOIX Chandler Twp P1V						
Polling	-	-	-	-	-	-

Statement of Votes Cast
Otsego County, MI
2016 General Primary

Date:08/03/16
Time:13:57:09
Page:200 of 257

SOVC For Jurisdiction Wide, All Counters, All Races

	DEM Livingston Supervisor					
	Reg. Voters	Times Counted	Total Votes	Brian Morgan (DEM)	Write-In Votes	
AVCB (if used)	-	-	-	-	-	-
Total	-	-	-	-	-	-
CHARLEVOIX Hudson Twp P1V						
Polling	-	-	-	-	-	-
AVCB (if used)	-	-	-	-	-	-
Total	-	-	-	-	-	-
CHEBOYGAN Wilmot Twp P1V						
Polling	-	-	-	-	-	-
AVCB (if used)	-	-	-	-	-	-
Total	-	-	-	-	-	-
Total						
Polling	2159	539	60	60 100.00%	0	0.00%
AVCB (if used)	2159	0	0	0	0	-
Total	2159	539	60	60 100.00%	0	0.00%

Statement of Votes Cast
Otsego County, MI
2016 General Primary

Date:08/03/16
Time:13:57:09
Page:201 of 257

SOVC For Jurisdiction Wide, All Counters, All Races

	DEM Livingston Clerk				DEM Livingston Treasurer			
	Reg. Voters	Times Counted	Total Votes	Write-In Votes	Reg. Voters	Times Counted	Total Votes	Write-In Votes
Jurisdiction Wide								
City of Gaylord, Ward 1, Precinct 1								
Polling	-	-	-	-	-	-	-	-
AVCB (if used)	-	-	-	-	-	-	-	-
Total	-	-	-	-	-	-	-	-
City of Gaylord, Ward 2, Precinct 2								
Polling	-	-	-	-	-	-	-	-
AVCB (if used)	-	-	-	-	-	-	-	-
Total	-	-	-	-	-	-	-	-
City of Gaylord, Ward 3, Precinct 3								
Polling	-	-	-	-	-	-	-	-
AVCB (if used)	-	-	-	-	-	-	-	-
Total	-	-	-	-	-	-	-	-
Bagley Township Precinct 1								
Polling	-	-	-	-	-	-	-	-
AVCB (if used)	-	-	-	-	-	-	-	-
Total	-	-	-	-	-	-	-	-
Bagley Township Precinct 2								
Polling	-	-	-	-	-	-	-	-
AVCB (if used)	-	-	-	-	-	-	-	-
Total	-	-	-	-	-	-	-	-
Charlton Township, Precinct 1								
Polling	-	-	-	-	-	-	-	-
AVCB (if used)	-	-	-	-	-	-	-	-
Total	-	-	-	-	-	-	-	-
Chester Township, Precinct 1								
Polling	-	-	-	-	-	-	-	-
AVCB (if used)	-	-	-	-	-	-	-	-
Total	-	-	-	-	-	-	-	-
Corwith Township, Precinct 1								
Polling	-	-	-	-	-	-	-	-
AVCB (if used)	-	-	-	-	-	-	-	-
Total	-	-	-	-	-	-	-	-
Dover Township, Precinct 1								
Polling	-	-	-	-	-	-	-	-
AVCB (if used)	-	-	-	-	-	-	-	-
Total	-	-	-	-	-	-	-	-
Elmira Township, Precinct 1								
Polling	-	-	-	-	-	-	-	-
AVCB (if used)	-	-	-	-	-	-	-	-
Total	-	-	-	-	-	-	-	-
Hayes Township Precinct 1								
Polling	-	-	-	-	-	-	-	-
AVCB (if used)	-	-	-	-	-	-	-	-
Total	-	-	-	-	-	-	-	-
Livingston Twp Precinct 1								
Polling	2159	539	5	5 100.00%	2159	539	5	5 100.00%
AVCB (if used)	2159	0	0	0	2159	0	0	0
Total	2159	539	5	5 100.00%	2159	539	5	5 100.00%
Otsego Lake Twp Precinct 1								
Polling	-	-	-	-	-	-	-	-
AVCB (if used)	-	-	-	-	-	-	-	-
Total	-	-	-	-	-	-	-	-
ANTRIM Warner Twp P1								
Polling	-	-	-	-	-	-	-	-
AVCB (if used)	-	-	-	-	-	-	-	-
Total	-	-	-	-	-	-	-	-
CHARLEVOIX Chandler Twp P1V								
Polling	-	-	-	-	-	-	-	-

Statement of Votes Cast
Otsego County, MI
2016 General Primary

Date:08/03/16
Time:13:57:09
Page:202 of 257

SOVC For Jurisdiction Wide, All Counters, All Races

	DEM Livingston Clerk				DEM Livingston Treasurer			
	Reg. Voters	Times Counted	Total Votes	Write-In Votes	Reg. Voters	Times Counted	Total Votes	Write-In Votes
AVCB (if used)	-	-	-	-	-	-	-	-
Total	-	-	-	-	-	-	-	-
CHARLEVOIX Hudson Twp P1V								
Polling	-	-	-	-	-	-	-	-
AVCB (if used)	-	-	-	-	-	-	-	-
Total	-	-	-	-	-	-	-	-
CHEBOYGAN Wilmot Twp P1V								
Polling	-	-	-	-	-	-	-	-
AVCB (if used)	-	-	-	-	-	-	-	-
Total	-	-	-	-	-	-	-	-
Total								
Polling	2159	539	5	5 100.00%	2159	539	5	5 100.00%
AVCB (if used)	2159	0	0	0	2159	0	0	0
Total	2159	539	5	5 100.00%	2159	539	5	5 100.00%

Statement of Votes Cast
Otsego County, MI
2016 General Primary

Date:08/03/16
Time:13:57:09
Page:203 of 257

SOVC For Jurisdiction Wide, All Counters, All Races

	DEM Livingston Trustee				DEM Otsego Lk Supervisor			
	Reg. Voters	Times Counted	Total Votes	Write-In Votes	Reg. Voters	Times Counted	Total Votes	Write-In Votes
Jurisdiction Wide								
City of Gaylord, Ward 1, Precinct 1								
Polling	-	-	-	-	-	-	-	-
AVCB (if used)	-	-	-	-	-	-	-	-
Total	-	-	-	-	-	-	-	-
City of Gaylord, Ward 2, Precinct 2								
Polling	-	-	-	-	-	-	-	-
AVCB (if used)	-	-	-	-	-	-	-	-
Total	-	-	-	-	-	-	-	-
City of Gaylord, Ward 3, Precinct 3								
Polling	-	-	-	-	-	-	-	-
AVCB (if used)	-	-	-	-	-	-	-	-
Total	-	-	-	-	-	-	-	-
Bagley Township Precinct 1								
Polling	-	-	-	-	-	-	-	-
AVCB (if used)	-	-	-	-	-	-	-	-
Total	-	-	-	-	-	-	-	-
Bagley Township Precinct 2								
Polling	-	-	-	-	-	-	-	-
AVCB (if used)	-	-	-	-	-	-	-	-
Total	-	-	-	-	-	-	-	-
Charlton Township, Precinct 1								
Polling	-	-	-	-	-	-	-	-
AVCB (if used)	-	-	-	-	-	-	-	-
Total	-	-	-	-	-	-	-	-
Chester Township, Precinct 1								
Polling	-	-	-	-	-	-	-	-
AVCB (if used)	-	-	-	-	-	-	-	-
Total	-	-	-	-	-	-	-	-
Corwith Township, Precinct 1								
Polling	-	-	-	-	-	-	-	-
AVCB (if used)	-	-	-	-	-	-	-	-
Total	-	-	-	-	-	-	-	-
Dover Township, Precinct 1								
Polling	-	-	-	-	-	-	-	-
AVCB (if used)	-	-	-	-	-	-	-	-
Total	-	-	-	-	-	-	-	-
Elmira Township, Precinct 1								
Polling	-	-	-	-	-	-	-	-
AVCB (if used)	-	-	-	-	-	-	-	-
Total	-	-	-	-	-	-	-	-
Hayes Township Precinct 1								
Polling	-	-	-	-	-	-	-	-
AVCB (if used)	-	-	-	-	-	-	-	-
Total	-	-	-	-	-	-	-	-
Livingston Twp Precinct 1								
Polling	2159	539	5	5 100.00%	-	-	-	-
AVCB (if used)	2159	0	0	0	-	-	-	-
Total	2159	539	5	5 100.00%	-	-	-	-
Otsego Lake Twp Precinct 1								
Polling	-	-	-	-	2571	720	10	10 100.00%
AVCB (if used)	-	-	-	-	2571	0	0	0
Total	-	-	-	-	2571	720	10	10 100.00%
ANTRIM Warner Twp P1								
Polling	-	-	-	-	-	-	-	-
AVCB (if used)	-	-	-	-	-	-	-	-
Total	-	-	-	-	-	-	-	-
CHARLEVOIX Chandler Twp P1V								
Polling	-	-	-	-	-	-	-	-

Statement of Votes Cast
Otsego County, MI
2016 General Primary

Date:08/03/16
Time:13:57:09
Page:204 of 257

SOVC For Jurisdiction Wide, All Counters, All Races

	DEM Livingston Trustee				DEM Otsego Lk Supervisor			
	Reg. Voters	Times Counted	Total Votes	Write-In Votes	Reg. Voters	Times Counted	Total Votes	Write-In Votes
AVCB (if used)	-	-	-	-	-	-	-	-
Total	-	-	-	-	-	-	-	-
CHARLEVOIX Hudson Twp P1V								
Polling	-	-	-	-	-	-	-	-
AVCB (if used)	-	-	-	-	-	-	-	-
Total	-	-	-	-	-	-	-	-
CHEBOYGAN Wilmot Twp P1V								
Polling	-	-	-	-	-	-	-	-
AVCB (if used)	-	-	-	-	-	-	-	-
Total	-	-	-	-	-	-	-	-
Total								
Polling	2159	539	5	5 100.00%	2571	720	10	10 100.00%
AVCB (if used)	2159	0	0	0	2571	0	0	0
Total	2159	539	5	5 100.00%	2571	720	10	10 100.00%

Statement of Votes Cast
Otsego County, MI
2016 General Primary

Date:08/03/16
Time:13:57:09
Page:205 of 257

SOVC For Jurisdiction Wide, All Counters, All Races

	DEM Otsego Lk Clerk				DEM Otsego Lk Treasurer			
	Reg. Voters	Times Counted	Total Votes	Write-In Votes	Reg. Voters	Times Counted	Total Votes	Write-In Votes
Jurisdiction Wide								
City of Gaylord, Ward 1, Precinct 1								
Polling	-	-	-	-	-	-	-	-
AVCB (if used)	-	-	-	-	-	-	-	-
Total	-	-	-	-	-	-	-	-
City of Gaylord, Ward 2, Precinct 2								
Polling	-	-	-	-	-	-	-	-
AVCB (if used)	-	-	-	-	-	-	-	-
Total	-	-	-	-	-	-	-	-
City of Gaylord, Ward 3, Precinct 3								
Polling	-	-	-	-	-	-	-	-
AVCB (if used)	-	-	-	-	-	-	-	-
Total	-	-	-	-	-	-	-	-
Bagley Township Precinct 1								
Polling	-	-	-	-	-	-	-	-
AVCB (if used)	-	-	-	-	-	-	-	-
Total	-	-	-	-	-	-	-	-
Bagley Township Precinct 2								
Polling	-	-	-	-	-	-	-	-
AVCB (if used)	-	-	-	-	-	-	-	-
Total	-	-	-	-	-	-	-	-
Charlton Township, Precinct 1								
Polling	-	-	-	-	-	-	-	-
AVCB (if used)	-	-	-	-	-	-	-	-
Total	-	-	-	-	-	-	-	-
Chester Township, Precinct 1								
Polling	-	-	-	-	-	-	-	-
AVCB (if used)	-	-	-	-	-	-	-	-
Total	-	-	-	-	-	-	-	-
Corwith Township, Precinct 1								
Polling	-	-	-	-	-	-	-	-
AVCB (if used)	-	-	-	-	-	-	-	-
Total	-	-	-	-	-	-	-	-
Dover Township, Precinct 1								
Polling	-	-	-	-	-	-	-	-
AVCB (if used)	-	-	-	-	-	-	-	-
Total	-	-	-	-	-	-	-	-
Elmira Township, Precinct 1								
Polling	-	-	-	-	-	-	-	-
AVCB (if used)	-	-	-	-	-	-	-	-
Total	-	-	-	-	-	-	-	-
Hayes Township Precinct 1								
Polling	-	-	-	-	-	-	-	-
AVCB (if used)	-	-	-	-	-	-	-	-
Total	-	-	-	-	-	-	-	-
Livingston Twp Precinct 1								
Polling	-	-	-	-	-	-	-	-
AVCB (if used)	-	-	-	-	-	-	-	-
Total	-	-	-	-	-	-	-	-
Otsego Lake Twp Precinct 1								
Polling	2571	720	10	10 100.00%	2571	720	10	10 100.00%
AVCB (if used)	2571	0	0	0	2571	0	0	0
Total	2571	720	10	10 100.00%	2571	720	10	10 100.00%
ANTRIM Warner Twp P1								
Polling	-	-	-	-	-	-	-	-
AVCB (if used)	-	-	-	-	-	-	-	-
Total	-	-	-	-	-	-	-	-
CHARLEVOIX Chandler Twp P1V								
Polling	-	-	-	-	-	-	-	-

Statement of Votes Cast
Otsego County, MI
2016 General Primary

Date:08/03/16
Time:13:57:09
Page:206 of 257

SOVC For Jurisdiction Wide, All Counters, All Races

	DEM Otsego Lk Clerk				DEM Otsego Lk Treasurer			
	Reg. Voters	Times Counted	Total Votes	Write-In Votes	Reg. Voters	Times Counted	Total Votes	Write-In Votes
AVCB (if used)	-	-	-	-	-	-	-	-
Total	-	-	-	-	-	-	-	-
CHARLEVOIX Hudson Twp P1V								
Polling	-	-	-	-	-	-	-	-
AVCB (if used)	-	-	-	-	-	-	-	-
Total	-	-	-	-	-	-	-	-
CHEBOYGAN Wilmot Twp P1V								
Polling	-	-	-	-	-	-	-	-
AVCB (if used)	-	-	-	-	-	-	-	-
Total	-	-	-	-	-	-	-	-
Total								
Polling	2571	720	10	10 100.00%	2571	720	10	10 100.00%
AVCB (if used)	2571	0	0	0	2571	0	0	0
Total	2571	720	10	10 100.00%	2571	720	10	10 100.00%

Statement of Votes Cast
Otsego County, MI
2016 General Primary

Date:08/03/16
Time:13:57:09
Page:207 of 257

SOVC For Jurisdiction Wide, All Counters, All Races

	DEM Otsego Lk Trustee					
	Reg. Voters	Times Counted	Total Votes	Mariah McLeod (DEM)	Write-In Votes	
Jurisdiction Wide						
City of Gaylord, Ward 1, Precinct 1						
Polling	-	-	-	-	-	-
AVCB (if used)	-	-	-	-	-	-
Total	-	-	-	-	-	-
City of Gaylord, Ward 2, Precinct 2						
Polling	-	-	-	-	-	-
AVCB (if used)	-	-	-	-	-	-
Total	-	-	-	-	-	-
City of Gaylord, Ward 3, Precinct 3						
Polling	-	-	-	-	-	-
AVCB (if used)	-	-	-	-	-	-
Total	-	-	-	-	-	-
Bagley Township Precinct 1						
Polling	-	-	-	-	-	-
AVCB (if used)	-	-	-	-	-	-
Total	-	-	-	-	-	-
Bagley Township Precinct 2						
Polling	-	-	-	-	-	-
AVCB (if used)	-	-	-	-	-	-
Total	-	-	-	-	-	-
Charlton Township, Precinct 1						
Polling	-	-	-	-	-	-
AVCB (if used)	-	-	-	-	-	-
Total	-	-	-	-	-	-
Chester Township, Precinct 1						
Polling	-	-	-	-	-	-
AVCB (if used)	-	-	-	-	-	-
Total	-	-	-	-	-	-
Corwith Township, Precinct 1						
Polling	-	-	-	-	-	-
AVCB (if used)	-	-	-	-	-	-
Total	-	-	-	-	-	-
Dover Township, Precinct 1						
Polling	-	-	-	-	-	-
AVCB (if used)	-	-	-	-	-	-
Total	-	-	-	-	-	-
Elmira Township, Precinct 1						
Polling	-	-	-	-	-	-
AVCB (if used)	-	-	-	-	-	-
Total	-	-	-	-	-	-
Hayes Township Precinct 1						
Polling	-	-	-	-	-	-
AVCB (if used)	-	-	-	-	-	-
Total	-	-	-	-	-	-
Livingston Twp Precinct 1						
Polling	-	-	-	-	-	-
AVCB (if used)	-	-	-	-	-	-
Total	-	-	-	-	-	-
Otsego Lake Twp Precinct 1						
Polling	2571	720	73	72 98.63%	1	1.37%
AVCB (if used)	2571	0	0	0	0	-
Total	2571	720	73	72 98.63%	1	1.37%
ANTRIM Warner Twp P1						
Polling	-	-	-	-	-	-
AVCB (if used)	-	-	-	-	-	-
Total	-	-	-	-	-	-
CHARLEVOIX Chandler Twp P1V						
Polling	-	-	-	-	-	-

Statement of Votes Cast
Otsego County, MI
2016 General Primary

Date:08/03/16
Time:13:57:09
Page:208 of 257

SOVC For Jurisdiction Wide, All Counters, All Races

	DEM Otsego Lk Trustee					
	Reg. Voters	Times Counted	Total Votes	Mariah McLeod (DEM)	Write-In Votes	
AVCB (if used)	-	-	-	-	-	-
Total	-	-	-	-	-	-
CHARLEVOIX Hudson Twp P1V	-	-	-	-	-	-
Polling	-	-	-	-	-	-
AVCB (if used)	-	-	-	-	-	-
Total	-	-	-	-	-	-
CHEBOYGAN Wilmot Twp P1V	-	-	-	-	-	-
Polling	-	-	-	-	-	-
AVCB (if used)	-	-	-	-	-	-
Total	-	-	-	-	-	-
Total						
Polling	2571	720	73	72 98.63%	1	1.37%
AVCB (if used)	2571	0	0	0 -	0	-
Total	2571	720	73	72 98.63%	1	1.37%

Statement of Votes Cast

Otsego County, MI

2016 General Primary

SOVC For Jurisdiction Wide, All Counters, All Races

Date:08/03/16

Time:13:57:09

Page:209 of 257

	DEM Otsego Lk Constable				DEM Del Gaylord WIP1			
	Reg. Voters	Times Counted	Total Votes	Write-In Votes	Reg. Voters	Times Counted	Total Votes	Write-In Votes
Jurisdiction Wide								
City of Gaylord, Ward 1, Precinct 1								
Polling	-	-	-	-	1282	175	11	11 100.00%
AVCB (if used)	-	-	-	-	1282	0	0	0
Total	-	-	-	-	1282	175	11	11 100.00%
City of Gaylord, Ward 2, Precinct 2								
Polling	-	-	-	-	-	-	-	-
AVCB (if used)	-	-	-	-	-	-	-	-
Total	-	-	-	-	-	-	-	-
City of Gaylord, Ward 3, Precinct 3								
Polling	-	-	-	-	-	-	-	-
AVCB (if used)	-	-	-	-	-	-	-	-
Total	-	-	-	-	-	-	-	-
Bagley Township Precinct 1								
Polling	-	-	-	-	-	-	-	-
AVCB (if used)	-	-	-	-	-	-	-	-
Total	-	-	-	-	-	-	-	-
Bagley Township Precinct 2								
Polling	-	-	-	-	-	-	-	-
AVCB (if used)	-	-	-	-	-	-	-	-
Total	-	-	-	-	-	-	-	-
Charlton Township, Precinct 1								
Polling	-	-	-	-	-	-	-	-
AVCB (if used)	-	-	-	-	-	-	-	-
Total	-	-	-	-	-	-	-	-
Chester Township, Precinct 1								
Polling	-	-	-	-	-	-	-	-
AVCB (if used)	-	-	-	-	-	-	-	-
Total	-	-	-	-	-	-	-	-
Corwith Township, Precinct 1								
Polling	-	-	-	-	-	-	-	-
AVCB (if used)	-	-	-	-	-	-	-	-
Total	-	-	-	-	-	-	-	-
Dover Township, Precinct 1								
Polling	-	-	-	-	-	-	-	-
AVCB (if used)	-	-	-	-	-	-	-	-
Total	-	-	-	-	-	-	-	-
Elmira Township, Precinct 1								
Polling	-	-	-	-	-	-	-	-
AVCB (if used)	-	-	-	-	-	-	-	-
Total	-	-	-	-	-	-	-	-
Hayes Township Precinct 1								
Polling	-	-	-	-	-	-	-	-
AVCB (if used)	-	-	-	-	-	-	-	-
Total	-	-	-	-	-	-	-	-
Livingston Twp Precinct 1								
Polling	-	-	-	-	-	-	-	-
AVCB (if used)	-	-	-	-	-	-	-	-
Total	-	-	-	-	-	-	-	-
Otsego Lake Twp Precinct 1								
Polling	2571	720	8	8 100.00%	-	-	-	-
AVCB (if used)	2571	0	0	0	-	-	-	-
Total	2571	720	8	8 100.00%	-	-	-	-
ANTRIM Warner Twp P1								
Polling	-	-	-	-	-	-	-	-
AVCB (if used)	-	-	-	-	-	-	-	-
Total	-	-	-	-	-	-	-	-
CHARLEVOIX Chandler Twp P1V								
Polling	-	-	-	-	-	-	-	-

Statement of Votes Cast
Otsego County, MI
2016 General Primary

Date:08/03/16
Time:13:57:09
Page:210 of 257

SOVC For Jurisdiction Wide, All Counters, All Races

	DEM Otsego Lk Constable				DEM Del Gaylord WIP1			
	Reg. Voters	Times Counted	Total Votes	Write-In Votes	Reg. Voters	Times Counted	Total Votes	Write-In Votes
AVCB (if used)	-	-	-	-	-	-	-	-
Total	-	-	-	-	-	-	-	-
CHARLEVOIX Hudson Twp P1V	-	-	-	-	-	-	-	-
Polling	-	-	-	-	-	-	-	-
AVCB (if used)	-	-	-	-	-	-	-	-
Total	-	-	-	-	-	-	-	-
CHEBOYGAN Wilmot Twp P1V	-	-	-	-	-	-	-	-
Polling	-	-	-	-	-	-	-	-
AVCB (if used)	-	-	-	-	-	-	-	-
Total	-	-	-	-	-	-	-	-
Total	-	-	-	-	-	-	-	-
Polling	2571	720	8	8 100.00%	1282	175	11	11 100.00%
AVCB (if used)	2571	0	0	0	1282	0	0	0
Total	2571	720	8	8 100.00%	1282	175	11	11 100.00%

Statement of Votes Cast
Otsego County, MI
2016 General Primary

Date:08/03/16
Time:13:57:09
Page:211 of 257

SOVC For Jurisdiction Wide, All Counters, All Races

	DEM Del Gaylord W2P2				DEM Del Gaylord W3P3			
	Reg. Voters	Times Counted	Total Votes	Write-In Votes	Reg. Voters	Times Counted	Total Votes	Write-In Votes
Jurisdiction Wide								
City of Gaylord, Ward 1, Precinct 1								
Polling	-	-	-	-	-	-	-	-
AVCB (if used)	-	-	-	-	-	-	-	-
Total	-	-	-	-	-	-	-	-
City of Gaylord, Ward 2, Precinct 2								
Polling	1089	247	7	7 100.00%	-	-	-	-
AVCB (if used)	1089	0	0	0	-	-	-	-
Total	1089	247	7	7 100.00%	-	-	-	-
City of Gaylord, Ward 3, Precinct 3								
Polling	-	-	-	-	851	234	4	4 100.00%
AVCB (if used)	-	-	-	-	851	0	0	0
Total	-	-	-	-	851	234	4	4 100.00%
Bagley Township Precinct 1								
Polling	-	-	-	-	-	-	-	-
AVCB (if used)	-	-	-	-	-	-	-	-
Total	-	-	-	-	-	-	-	-
Bagley Township Precinct 2								
Polling	-	-	-	-	-	-	-	-
AVCB (if used)	-	-	-	-	-	-	-	-
Total	-	-	-	-	-	-	-	-
Charlton Township, Precinct 1								
Polling	-	-	-	-	-	-	-	-
AVCB (if used)	-	-	-	-	-	-	-	-
Total	-	-	-	-	-	-	-	-
Chester Township, Precinct 1								
Polling	-	-	-	-	-	-	-	-
AVCB (if used)	-	-	-	-	-	-	-	-
Total	-	-	-	-	-	-	-	-
Corwith Township, Precinct 1								
Polling	-	-	-	-	-	-	-	-
AVCB (if used)	-	-	-	-	-	-	-	-
Total	-	-	-	-	-	-	-	-
Dover Township, Precinct 1								
Polling	-	-	-	-	-	-	-	-
AVCB (if used)	-	-	-	-	-	-	-	-
Total	-	-	-	-	-	-	-	-
Elmira Township, Precinct 1								
Polling	-	-	-	-	-	-	-	-
AVCB (if used)	-	-	-	-	-	-	-	-
Total	-	-	-	-	-	-	-	-
Hayes Township Precinct 1								
Polling	-	-	-	-	-	-	-	-
AVCB (if used)	-	-	-	-	-	-	-	-
Total	-	-	-	-	-	-	-	-
Livingston Twp Precinct 1								
Polling	-	-	-	-	-	-	-	-
AVCB (if used)	-	-	-	-	-	-	-	-
Total	-	-	-	-	-	-	-	-
Otsego Lake Twp Precinct 1								
Polling	-	-	-	-	-	-	-	-
AVCB (if used)	-	-	-	-	-	-	-	-
Total	-	-	-	-	-	-	-	-
ANTRIM Warner Twp P1								
Polling	-	-	-	-	-	-	-	-
AVCB (if used)	-	-	-	-	-	-	-	-
Total	-	-	-	-	-	-	-	-
CHARLEVOIX Chandler Twp P1V								
Polling	-	-	-	-	-	-	-	-

Statement of Votes Cast
Otsego County, MI
2016 General Primary

Date:08/03/16
Time:13:57:09
Page:212 of 257

SOVC For Jurisdiction Wide, All Counters, All Races

	DEM Del Gaylord W2P2				DEM Del Gaylord W3P3			
	Reg. Voters	Times Counted	Total Votes	Write-In Votes	Reg. Voters	Times Counted	Total Votes	Write-In Votes
AVCB (if used)	-	-	-	-	-	-	-	-
Total	-	-	-	-	-	-	-	-
CHARLEVOIX Hudson Twp P1V								
Polling	-	-	-	-	-	-	-	-
AVCB (if used)	-	-	-	-	-	-	-	-
Total	-	-	-	-	-	-	-	-
CHEBOYGAN Wilmot Twp P1V								
Polling	-	-	-	-	-	-	-	-
AVCB (if used)	-	-	-	-	-	-	-	-
Total	-	-	-	-	-	-	-	-
Total								
Polling	1089	247	7	7 100.00%	851	234	4	4 100.00%
AVCB (if used)	1089	0	0	0	851	0	0	0
Total	1089	247	7	7 100.00%	851	234	4	4 100.00%

Statement of Votes Cast
Otsego County, MI
2016 General Primary

Date:08/03/16
Time:13:57:09
Page:213 of 257

SOVC For Jurisdiction Wide, All Counters, All Races

	DEM Del Bagley 1				DEM Del Bagley 2			
	Reg. Voters	Times Counted	Total Votes	Write-In Votes	Reg. Voters	Times Counted	Total Votes	Write-In Votes
Jurisdiction Wide								
City of Gaylord, Ward 1, Precinct 1								
Polling	-	-	-	-	-	-	-	-
AVCB (if used)	-	-	-	-	-	-	-	-
Total	-	-	-	-	-	-	-	-
City of Gaylord, Ward 2, Precinct 2								
Polling	-	-	-	-	-	-	-	-
AVCB (if used)	-	-	-	-	-	-	-	-
Total	-	-	-	-	-	-	-	-
City of Gaylord, Ward 3, Precinct 3								
Polling	-	-	-	-	-	-	-	-
AVCB (if used)	-	-	-	-	-	-	-	-
Total	-	-	-	-	-	-	-	-
Bagley Township Precinct 1								
Polling	2253	425	2	2 100.00%	-	-	-	-
AVCB (if used)	2253	202	0	0	-	-	-	-
Total	2253	627	2	2 100.00%	-	-	-	-
Bagley Township Precinct 2								
Polling	-	-	-	-	2622	316	6	6 100.00%
AVCB (if used)	-	-	-	-	2622	208	0	0
Total	-	-	-	-	2622	524	6	6 100.00%
Charlton Township, Precinct 1								
Polling	-	-	-	-	-	-	-	-
AVCB (if used)	-	-	-	-	-	-	-	-
Total	-	-	-	-	-	-	-	-
Chester Township, Precinct 1								
Polling	-	-	-	-	-	-	-	-
AVCB (if used)	-	-	-	-	-	-	-	-
Total	-	-	-	-	-	-	-	-
Corwith Township, Precinct 1								
Polling	-	-	-	-	-	-	-	-
AVCB (if used)	-	-	-	-	-	-	-	-
Total	-	-	-	-	-	-	-	-
Dover Township, Precinct 1								
Polling	-	-	-	-	-	-	-	-
AVCB (if used)	-	-	-	-	-	-	-	-
Total	-	-	-	-	-	-	-	-
Elmira Township, Precinct 1								
Polling	-	-	-	-	-	-	-	-
AVCB (if used)	-	-	-	-	-	-	-	-
Total	-	-	-	-	-	-	-	-
Hayes Township Precinct 1								
Polling	-	-	-	-	-	-	-	-
AVCB (if used)	-	-	-	-	-	-	-	-
Total	-	-	-	-	-	-	-	-
Livingston Twp Precinct 1								
Polling	-	-	-	-	-	-	-	-
AVCB (if used)	-	-	-	-	-	-	-	-
Total	-	-	-	-	-	-	-	-
Otsego Lake Twp Precinct 1								
Polling	-	-	-	-	-	-	-	-
AVCB (if used)	-	-	-	-	-	-	-	-
Total	-	-	-	-	-	-	-	-
ANTRIM Warner Twp P1								
Polling	-	-	-	-	-	-	-	-
AVCB (if used)	-	-	-	-	-	-	-	-
Total	-	-	-	-	-	-	-	-
CHARLEVOIX Chandler Twp P1V								
Polling	-	-	-	-	-	-	-	-

Statement of Votes Cast
Otsego County, MI
2016 General Primary

Date:08/03/16
Time:13:57:09
Page:214 of 257

SOVC For Jurisdiction Wide, All Counters, All Races

	DEM Del Bagley 1				DEM Del Bagley 2			
	Reg. Voters	Times Counted	Total Votes	Write-In Votes	Reg. Voters	Times Counted	Total Votes	Write-In Votes
AVCB (if used)	-	-	-	-	-	-	-	-
Total	-	-	-	-	-	-	-	-
CHARLEVOIX Hudson Twp P1V	-	-	-	-	-	-	-	-
Polling	-	-	-	-	-	-	-	-
AVCB (if used)	-	-	-	-	-	-	-	-
Total	-	-	-	-	-	-	-	-
CHEBOYGAN Wilmot Twp P1V	-	-	-	-	-	-	-	-
Polling	-	-	-	-	-	-	-	-
AVCB (if used)	-	-	-	-	-	-	-	-
Total	-	-	-	-	-	-	-	-
Total								
Polling	2253	425	2	2 100.00%	2622	316	6	6 100.00%
AVCB (if used)	2253	202	0	0	2622	208	0	0
Total	2253	627	2	2 100.00%	2622	524	6	6 100.00%

Statement of Votes Cast
Otsego County, MI
2016 General Primary

Date:08/03/16
Time:13:57:09
Page:215 of 257

SOVC For Jurisdiction Wide, All Counters, All Races

	DEM Del Charlton 1			
	Reg. Voters	Times Counted	Total Votes	Write-In Votes
Jurisdiction Wide				
City of Gaylord, Ward 1, Precinct 1				
Polling	-	-	-	-
AVCB (if used)	-	-	-	-
Total	-	-	-	-
City of Gaylord, Ward 2, Precinct 2				
Polling	-	-	-	-
AVCB (if used)	-	-	-	-
Total	-	-	-	-
City of Gaylord, Ward 3, Precinct 3				
Polling	-	-	-	-
AVCB (if used)	-	-	-	-
Total	-	-	-	-
Bagley Township Precinct 1				
Polling	-	-	-	-
AVCB (if used)	-	-	-	-
Total	-	-	-	-
Bagley Township Precinct 2				
Polling	-	-	-	-
AVCB (if used)	-	-	-	-
Total	-	-	-	-
Charlton Township, Precinct 1				
Polling	1212	401	5	5 100.00%
AVCB (if used)	1212	0	0	0
Total	1212	401	5	5 100.00%
Chester Township, Precinct 1				
Polling	-	-	-	-
AVCB (if used)	-	-	-	-
Total	-	-	-	-
Corwith Township, Precinct 1				
Polling	-	-	-	-
AVCB (if used)	-	-	-	-
Total	-	-	-	-
Dover Township, Precinct 1				
Polling	-	-	-	-
AVCB (if used)	-	-	-	-
Total	-	-	-	-
Elmira Township, Precinct 1				
Polling	-	-	-	-
AVCB (if used)	-	-	-	-
Total	-	-	-	-
Hayes Township Precinct 1				
Polling	-	-	-	-
AVCB (if used)	-	-	-	-
Total	-	-	-	-
Livingston Twp Precinct 1				
Polling	-	-	-	-
AVCB (if used)	-	-	-	-
Total	-	-	-	-
Otsego Lake Twp Precinct 1				
Polling	-	-	-	-
AVCB (if used)	-	-	-	-
Total	-	-	-	-
ANTRIM Warner Twp P1				
Polling	-	-	-	-
AVCB (if used)	-	-	-	-
Total	-	-	-	-
CHARLEVOIX Chandler Twp P1V				
Polling	-	-	-	-

Statement of Votes Cast
Otsego County, MI
2016 General Primary

Date:08/03/16
Time:13:57:09
Page:216 of 257

SOVC or Jurisdiction Wide, All Counters, All Races

DEM Del Charlton 1				
	Reg. Voters	Times Counted	Total Votes	Write-In Votes
AVCB (if used)	-	-	-	-
Total	-	-	-	-
CHARLEVOIX Hudson Twp P1V	-	-	-	-
Polling	-	-	-	-
AVCB (if used)	-	-	-	-
Total	-	-	-	-
CHEBOYGAN Wilmot Twp P1V	-	-	-	-
Polling	-	-	-	-
AVCB (if used)	-	-	-	-
Total	-	-	-	-
Total	1212	401	5	5 100.00%
Polling	1212	0	0	0
AVCB (if used)	1212	0	0	0
Total	1212	401	5	5 100.00%

Date:08/03/16
Time:13:57:09
Page:217 of 257

[illegible]

Statement of Votes Cast
Otsego County, MI
2016 General Primary

Date:08/03/16
Time:13:57:09
Page:218 of 257

SOVC For Jurisdiction Wide, All Counters, All Races

	DEM Del Chester 1									
	Reg. Voters	Times Counted	Total Votes	J. Calo (DEM)		William Light (DEM)		Write-In Votes		
AVCB (if used)	-	-	-	-	-	-	-	-	-	-
Total	-	-	-	-	-	-	-	-	-	-
CHARLEVOIX Hudson Twp P1V										
Polling	-	-	-	-	-	-	-	-	-	-
AVCB (if used)	-	-	-	-	-	-	-	-	-	-
Total	-	-	-	-	-	-	-	-	-	-
CHEBOYGAN Wilmot Twp P1V										
Polling	-	-	-	-	-	-	-	-	-	-
AVCB (if used)	-	-	-	-	-	-	-	-	-	-
Total	-	-	-	-	-	-	-	-	-	-
Total										
Polling	1170	299	38	15	39.47%	23	60.53%	0	0.00%	
AVCB (if used)	1170	0	0	0	-	0	-	0	0.00%	
Total	1170	299	38	15	39.47%	23	60.53%	0	0.00%	

Statement of Votes Cast
Otsego County, MI
2016 General Primary

Date:08/03/16
Time:13:57:09
Page:219 of 257

SOVC For Jurisdiction Wide, All Counters, All Races

	DEM Del Corwith 1				DEM Del Dover 1			
	Reg. Voters	Times Counted	Total Votes	Write-In Votes	Reg. Voters	Times Counted	Total Votes	Write-In Votes
Jurisdiction Wide								
City of Gaylord, Ward 1, Precinct 1								
Polling	-	-	-	-	-	-	-	-
AVCB (if used)	-	-	-	-	-	-	-	-
Total	-	-	-	-	-	-	-	-
City of Gaylord, Ward 2, Precinct 2								
Polling	-	-	-	-	-	-	-	-
AVCB (if used)	-	-	-	-	-	-	-	-
Total	-	-	-	-	-	-	-	-
City of Gaylord, Ward 3, Precinct 3								
Polling	-	-	-	-	-	-	-	-
AVCB (if used)	-	-	-	-	-	-	-	-
Total	-	-	-	-	-	-	-	-
Bagley Township Precinct 1								
Polling	-	-	-	-	-	-	-	-
AVCB (if used)	-	-	-	-	-	-	-	-
Total	-	-	-	-	-	-	-	-
Bagley Township Precinct 2								
Polling	-	-	-	-	-	-	-	-
AVCB (if used)	-	-	-	-	-	-	-	-
Total	-	-	-	-	-	-	-	-
Charlton Township, Precinct 1								
Polling	-	-	-	-	-	-	-	-
AVCB (if used)	-	-	-	-	-	-	-	-
Total	-	-	-	-	-	-	-	-
Chester Township, Precinct 1								
Polling	-	-	-	-	-	-	-	-
AVCB (if used)	-	-	-	-	-	-	-	-
Total	-	-	-	-	-	-	-	-
Corwith Township, Precinct 1								
Polling	1487	478	2	2 100.00%	-	-	-	-
AVCB (if used)	1487	0	0	0	-	-	-	-
Total	1487	478	2	2 100.00%	-	-	-	-
Dover Township, Precinct 1								
Polling	-	-	-	-	512	161	0	0
AVCB (if used)	-	-	-	-	512	0	0	0
Total	-	-	-	-	512	161	0	0
Elmira Township, Precinct 1								
Polling	-	-	-	-	-	-	-	-
AVCB (if used)	-	-	-	-	-	-	-	-
Total	-	-	-	-	-	-	-	-
Hayes Township Precinct 1								
Polling	-	-	-	-	-	-	-	-
AVCB (if used)	-	-	-	-	-	-	-	-
Total	-	-	-	-	-	-	-	-
Livingston Twp Precinct 1								
Polling	-	-	-	-	-	-	-	-
AVCB (if used)	-	-	-	-	-	-	-	-
Total	-	-	-	-	-	-	-	-
Otsego Lake Twp Precinct 1								
Polling	-	-	-	-	-	-	-	-
AVCB (if used)	-	-	-	-	-	-	-	-
Total	-	-	-	-	-	-	-	-
ANTRIM Warner Twp P1								
Polling	-	-	-	-	-	-	-	-
AVCB (if used)	-	-	-	-	-	-	-	-
Total	-	-	-	-	-	-	-	-
CHARLEVOIX Chandler Twp P1V								
Polling	-	-	-	-	-	-	-	-

Statement of Votes Cast
Otsego County, MI
2016 General Primary

Date:08/03/16
Time:13:57:09
Page:220 of 257

SOVC For Jurisdiction Wide, All Counters, All Races

	DEM Del Corwith 1				DEM Del Dover 1			
	Reg. Voters	Times Counted	Total Votes	Write-In Votes	Reg. Voters	Times Counted	Total Votes	Write-In Votes
AVCB (if used)	-	-	-	-	-	-	-	-
Total	-	-	-	-	-	-	-	-
CHARLEVOIX Hudson Twp P1V								
Polling	-	-	-	-	-	-	-	-
AVCB (if used)	-	-	-	-	-	-	-	-
Total	-	-	-	-	-	-	-	-
CHEBOYGAN Wilmot Twp P1V								
Polling	-	-	-	-	-	-	-	-
AVCB (if used)	-	-	-	-	-	-	-	-
Total	-	-	-	-	-	-	-	-
Total								
Polling	1487	478	2	2 100.00%	512	161	0	0
AVCB (if used)	1487	0	0	0	512	0	0	0
Total	1487	478	2	2 100.00%	512	161	0	0

Statement of Votes Cast
Otsego County, MI
2016 General Primary

Date:08/03/16
Time:13:57:09
Page:221 of 257

SOVC For Jurisdiction Wide, All Counters, All Races

	DEM Del Elmira 1			
	Reg. Voters	Times Counted	Total Votes	Write-In Votes
Jurisdiction Wide				
City of Gaylord, Ward 1, Precinct 1				
Polling	-	-	-	-
AVCB (if used)	-	-	-	-
Total	-	-	-	-
City of Gaylord, Ward 2, Precinct 2				
Polling	-	-	-	-
AVCB (if used)	-	-	-	-
Total	-	-	-	-
City of Gaylord, Ward 3, Precinct 3				
Polling	-	-	-	-
AVCB (if used)	-	-	-	-
Total	-	-	-	-
Bagley Township Precinct 1				
Polling	-	-	-	-
AVCB (if used)	-	-	-	-
Total	-	-	-	-
Bagley Township Precinct 2				
Polling	-	-	-	-
AVCB (if used)	-	-	-	-
Total	-	-	-	-
Charlton Township, Precinct 1				
Polling	-	-	-	-
AVCB (if used)	-	-	-	-
Total	-	-	-	-
Chester Township, Precinct 1				
Polling	-	-	-	-
AVCB (if used)	-	-	-	-
Total	-	-	-	-
Corwith Township, Precinct 1				
Polling	-	-	-	-
AVCB (if used)	-	-	-	-
Total	-	-	-	-
Dover Township, Precinct 1				
Polling	-	-	-	-
AVCB (if used)	-	-	-	-
Total	-	-	-	-
Elmira Township, Precinct 1				
Polling	1383	359	5	5 100.00%
AVCB (if used)	1383	0	0	0
Total	1383	359	5	5 100.00%
Hayes Township Precinct 1				
Polling	-	-	-	-
AVCB (if used)	-	-	-	-
Total	-	-	-	-
Livingston Twp Precinct 1				
Polling	-	-	-	-
AVCB (if used)	-	-	-	-
Total	-	-	-	-
Otsego Lake Twp Precinct 1				
Polling	-	-	-	-
AVCB (if used)	-	-	-	-
Total	-	-	-	-
ANTRIM Warner Twp P1				
Polling	-	-	-	-
AVCB (if used)	-	-	-	-
Total	-	-	-	-
CHARLEVOIX Chandler Twp P1V				
Polling	-	-	-	-

Statement of Votes Cast

Otsego County, MI

2016 General Primary

SOVC For Jurisdiction Wide, All Counters, All Races

Date:08/03/16

Time:13:57:09

Page:222 of 257

	DEM Del Elmira 1			
	Reg. Voters	Times Counted	Total Votes	Write-In Votes
AVCB (if used)	-	-	-	-
Total	-	-	-	-
CHARLEVOIX Hudson Twp P1V				
Polling	-	-	-	-
AVCB (if used)	-	-	-	-
Total	-	-	-	-
CHEBOYGAN Wilmot Twp P1V				
Polling	-	-	-	-
AVCB (if used)	-	-	-	-
Total	-	-	-	-
Total				
Polling	1383	359	5	5 100.00%
AVCB (if used)	1383	0	0	0 -
Total	1383	359	5	5 100.00%

Date:08/03/16
Time:13:57:09
Page:223 of 257

[illegible]

Statement of Votes Cast

Otsego County, MI

2016 General Primary

SOVC For Jurisdiction Wide, All Counters, All Races

Date:08/03/16

Time:13:57:09

Page:224 of 257

	DEM Del Hayes 1								
	Reg. Voters	Times Counted	Total Votes	Teresa Brightman (DEM)		Carol S. Leser (DEM)		Write-In Votes	
AVCB (if used)	-	-	-	-	-	-	-	-	-
Total	-	-	-	-	-	-	-	-	-
CHARLEVOIX Hudson Twp P1V									
Polling	-	-	-	-	-	-	-	-	-
AVCB (if used)	-	-	-	-	-	-	-	-	-
Total	-	-	-	-	-	-	-	-	-
CHEBOYGAN Wilmot Twp P1V									
Polling	-	-	-	-	-	-	-	-	-
AVCB (if used)	-	-	-	-	-	-	-	-	-
Total	-	-	-	-	-	-	-	-	-
Total									
Polling	2147	519	80	44	55.00%	34	42.50%	2	2.50%
AVCB (if used)	2147	0	0	0	-	0	-	0	-
Total	2147	519	80	44	55.00%	34	42.50%	2	2.50%

Statement of Votes Cast
Otsego County, MI
2016 General Primary

Date:08/03/16
Time:13:57:09
Page:225 of 257

SOVC For Jurisdiction Wide, All Counters, All Races

	DEM Del Livingston 1						
	Reg. Voters	Times Counted	Total Votes	William Wieske (DEM)	Write-In Votes		
Jurisdiction Wide							
City of Gaylord, Ward 1, Precinct 1							
Polling	-	-	-	-	-	-	-
AVCB (if used)	-	-	-	-	-	-	-
Total	-	-	-	-	-	-	-
City of Gaylord, Ward 2, Precinct 2							
Polling	-	-	-	-	-	-	-
AVCB (if used)	-	-	-	-	-	-	-
Total	-	-	-	-	-	-	-
City of Gaylord, Ward 3, Precinct 3							
Polling	-	-	-	-	-	-	-
AVCB (if used)	-	-	-	-	-	-	-
Total	-	-	-	-	-	-	-
Bagley Township Precinct 1							
Polling	-	-	-	-	-	-	-
AVCB (if used)	-	-	-	-	-	-	-
Total	-	-	-	-	-	-	-
Bagley Township Precinct 2							
Polling	-	-	-	-	-	-	-
AVCB (if used)	-	-	-	-	-	-	-
Total	-	-	-	-	-	-	-
Charlton Township, Precinct 1							
Polling	-	-	-	-	-	-	-
AVCB (if used)	-	-	-	-	-	-	-
Total	-	-	-	-	-	-	-
Chester Township, Precinct 1							
Polling	-	-	-	-	-	-	-
AVCB (if used)	-	-	-	-	-	-	-
Total	-	-	-	-	-	-	-
Corwith Township, Precinct 1							
Polling	-	-	-	-	-	-	-
AVCB (if used)	-	-	-	-	-	-	-
Total	-	-	-	-	-	-	-
Dover Township, Precinct 1							
Polling	-	-	-	-	-	-	-
AVCB (if used)	-	-	-	-	-	-	-
Total	-	-	-	-	-	-	-
Elmira Township, Precinct 1							
Polling	-	-	-	-	-	-	-
AVCB (if used)	-	-	-	-	-	-	-
Total	-	-	-	-	-	-	-
Hayes Township Precinct 1							
Polling	-	-	-	-	-	-	-
AVCB (if used)	-	-	-	-	-	-	-
Total	-	-	-	-	-	-	-
Livingston Twp Precinct 1							
Polling	2159	539	68	68 100.00%	0	0.00%	-
AVCB (if used)	2159	0	0	0	0	-	-
Total	2159	539	68	68 100.00%	0	0.00%	-
Otsego Lake Twp Precinct 1							
Polling	-	-	-	-	-	-	-
AVCB (if used)	-	-	-	-	-	-	-
Total	-	-	-	-	-	-	-
ANTRIM Warner Twp P1							
Polling	-	-	-	-	-	-	-
AVCB (if used)	-	-	-	-	-	-	-
Total	-	-	-	-	-	-	-
CHARLEVOIX Chandler Twp P1V							
Polling	-	-	-	-	-	-	-

Statement of Votes Cast

Otsego County, MI

2016 General Primary

SOVC For Jurisdiction Wide, All Counters, All Races

Date:08/03/16

Time:13:57:09

Page:226 of 257

	DEM Del Livingston 1					
	Reg. Voters	Times Counted	Total Votes	William Wieske (DEM)	Write-In Votes	
AVCB (if used)	-	-	-	-	-	-
Total	-	-	-	-	-	-
CHARLEVOIX Hudson Twp P1V						
Polling	-	-	-	-	-	-
AVCB (if used)	-	-	-	-	-	-
Total	-	-	-	-	-	-
CHEBOYGAN Wilnot Twp P1V						
Polling	-	-	-	-	-	-
AVCB (if used)	-	-	-	-	-	-
Total	-	-	-	-	-	-
Total						
Polling	2159	539	68	68 100.00%	0	0.00%
AVCB (if used)	2159	0	0	0	0	-
Total	2159	539	68	68 100.00%	0	0.00%

Statement of Votes Cast

Otsego County, MI

2016 General Primary

SOVC For Jurisdiction Wide, All Counters, All Races

Date:08/03/16

Time:13:57:09

Page:227 of 257

	DEM Del Otsego Lk 1					
	Reg. Voters	Times Counted	Total Votes	Denise Matteini (DEM)	Write-In Votes	
Jurisdiction Wide						
City of Gaylord, Ward 1, Precinct 1						
Polling	-	-	-	-	-	-
AVCB (if used)	-	-	-	-	-	-
Total	-	-	-	-	-	-
City of Gaylord, Ward 2, Precinct 2						
Polling	-	-	-	-	-	-
AVCB (if used)	-	-	-	-	-	-
Total	-	-	-	-	-	-
City of Gaylord, Ward 3, Precinct 3						
Polling	-	-	-	-	-	-
AVCB (if used)	-	-	-	-	-	-
Total	-	-	-	-	-	-
Bagley Township Precinct 1						
Polling	-	-	-	-	-	-
AVCB (if used)	-	-	-	-	-	-
Total	-	-	-	-	-	-
Bagley Township Precinct 2						
Polling	-	-	-	-	-	-
AVCB (if used)	-	-	-	-	-	-
Total	-	-	-	-	-	-
Charlton Township, Precinct 1						
Polling	-	-	-	-	-	-
AVCB (if used)	-	-	-	-	-	-
Total	-	-	-	-	-	-
Chester Township, Precinct 1						
Polling	-	-	-	-	-	-
AVCB (if used)	-	-	-	-	-	-
Total	-	-	-	-	-	-
Corwith Township, Precinct 1						
Polling	-	-	-	-	-	-
AVCB (if used)	-	-	-	-	-	-
Total	-	-	-	-	-	-
Dover Township, Precinct 1						
Polling	-	-	-	-	-	-
AVCB (if used)	-	-	-	-	-	-
Total	-	-	-	-	-	-
Elmira Township, Precinct 1						
Polling	-	-	-	-	-	-
AVCB (if used)	-	-	-	-	-	-
Total	-	-	-	-	-	-
Hayes Township Precinct 1						
Polling	-	-	-	-	-	-
AVCB (if used)	-	-	-	-	-	-
Total	-	-	-	-	-	-
Livingston Twp Precinct 1						
Polling	-	-	-	-	-	-
AVCB (if used)	-	-	-	-	-	-
Total	-	-	-	-	-	-
Otsego Lake Twp Precinct 1						
Polling	2571	720	81	81 100.00%	0	0.00%
AVCB (if used)	2571	0	0	0	0	-
Total	2571	720	81	81 100.00%	0	0.00%
ANTRIM Warner Twp P1						
Polling	-	-	-	-	-	-
AVCB (if used)	-	-	-	-	-	-
Total	-	-	-	-	-	-
CHARLEVOIX Chandler Twp P1V						
Polling	-	-	-	-	-	-

Statement of Votes Cast
Otsego County, MI
2016 General Primary

Date:08/03/16
Time:13:57:09
Page:228 of 257

SOVC For Jurisdiction Wide, All Counters, All Races

	DEM Del Otsego Lk 1					
	Reg. Voters	Times Counted	Total Votes	Denise Matteini (DEM)	Write-In Votes	
AVCB (if used)	-	-	-	-	-	-
Total	-	-	-	-	-	-
CHARLEVOIX Hudson Twp P1V	-	-	-	-	-	-
Polling	-	-	-	-	-	-
AVCB (if used)	-	-	-	-	-	-
Total	-	-	-	-	-	-
CHEBOYGAN Wilmot Twp P1V	-	-	-	-	-	-
Polling	-	-	-	-	-	-
AVCB (if used)	-	-	-	-	-	-
Total	-	-	-	-	-	-
Total						
Polling	2571	720	81	81 100.00%	0	0.00%
AVCB (if used)	2571	0	0	0	0	-
Total	2571	720	81	81 100.00%	0	0.00%

Date:08/03/16
Time:13:57:09
Page:229 of 257

	Judge 46th Circ Crt											
	Reg. Voters	Times Counted	Total Votes	Michael T. Edwards		Kevin L. Hesselink		Colin G. Hunter		Jason Thompson		
Jurisdiction Wide												
City of Gaylord, Ward 1, Precinct 1												
Polling	1282	175	145	50	34.48%	53	36.55%	19	13.10%	22	15.17%	
AVCB (if used)	1282	0	0	0	-	0	-	0	-	0	-	
Total	1282	175	145	50	34.48%	53	36.55%	19	13.10%	22	15.17%	
City of Gaylord, Ward 2, Precinct 2												
Polling	1089	247	207	54	26.09%	88	42.51%	34	16.43%	31	14.98%	
AVCB (if used)	1089	0	0	0	-	0	-	0	-	0	-	
Total	1089	247	207	54	26.09%	88	42.51%	34	16.43%	31	14.98%	
City of Gaylord, Ward 3, Precinct 3												
Polling	851	235	204	44	21.57%	92	45.10%	32	15.69%	34	16.67%	
AVCB (if used)	851	0	0	0	-	0	-	0	-	0	-	
Total	851	235	204	44	21.57%	92	45.10%	32	15.69%	34	16.67%	
Bagley Township Precinct 1												
Polling	2253	425	370	115	31.08%	150	40.54%	76	20.54%	29	7.84%	
AVCB (if used)	2253	202	169	54	31.95%	80	47.34%	17	10.06%	16	9.47%	
Total	2253	627	539	169	31.35%	230	42.67%	93	17.25%	45	8.35%	
Bagley Township Precinct 2												
Polling	2622	316	283	101	35.69%	109	38.52%	41	14.49%	31	10.95%	
AVCB (if used)	2622	208	184	58	31.52%	82	44.57%	24	13.04%	20	10.87%	
Total	2622	524	467	159	34.05%	191	40.90%	65	13.92%	51	10.92%	
Charlton Township, Precinct 1												
Polling	1212	401	343	106	30.90%	119	34.69%	60	17.49%	56	16.33%	
AVCB (if used)	1212	0	0	0	-	0	-	0	-	0	-	
Total	1212	401	343	106	30.90%	119	34.69%	60	17.49%	56	16.33%	
Chester Township, Precinct 1												
Polling	1170	299	247	70	28.34%	80	32.39%	52	21.05%	44	17.81%	
AVCB (if used)	1170	0	0	0	-	0	-	0	-	0	-	
Total	1170	299	247	70	28.34%	80	32.39%	52	21.05%	44	17.81%	
Corwith Township, Precinct 1												
Polling	1487	478	336	121	36.01%	101	30.06%	65	19.35%	48	14.29%	
AVCB (if used)	1487	0	0	0	-	0	-	0	-	0	-	
Total	1487	478	336	121	36.01%	101	30.06%	65	19.35%	48	14.29%	
Dover Township, Precinct 1												
Polling	512	161	136	39	28.68%	58	42.65%	15	11.03%	24	17.65%	
AVCB (if used)	512	0	0	0	-	0	-	0	-	0	-	
Total	512	161	136	39	28.68%	58	42.65%	15	11.03%	24	17.65%	
Elmira Township, Precinct 1												
Polling	1383	359	292	89	30.48%	116	39.73%	60	20.55%	26	8.90%	
AVCB (if used)	1383	0	0	0	-	0	-	0	-	0	-	
Total	1383	359	292	89	30.48%	116	39.73%	60	20.55%	26	8.90%	
Hayes Township Precinct 1												
Polling	2147	519	430	143	33.26%	169	39.30%	66	15.35%	50	11.63%	
AVCB (if used)	2147	0	0	0	-	0	-	0	-	0	-	
Total	2147	519	430	143	33.26%	169	39.30%	66	15.35%	50	11.63%	
Livingston Twp Precinct 1												
Polling	2159	539	454	160	35.24%	159	35.02%	93	20.48%	41	9.03%	
AVCB (if used)	2159	0	0	0	-	0	-	0	-	0	-	
Total	2159	539	454	160	35.24%	159	35.02%	93	20.48%	41	9.03%	
Otsego Lake Twp Precinct 1												
Polling	2571	720	621	199	32.05%	220	35.43%	93	14.98%	109	17.55%	
AVCB (if used)	2571	0	0	0	-	0	-	0	-	0	-	
Total	2571	720	621	199	32.05%	220	35.43%	93	14.98%	109	17.55%	
ANTRIM Warner Twp P1												
Polling	-	-	-	-	-	-	-	-	-	-	-	
AVCB (if used)	-	-	-	-	-	-	-	-	-	-	-	
Total	-	-	-	-	-	-	-	-	-	-	-	
CHARLEVOIX Chandler Twp P1V												
Polling	-	-	-	-	-	-	-	-	-	-	-	

Statement of Votes Cast

Otsego County, MI

2016 General Primary

SOVC For Jurisdiction Wide, All Counters, All Races

Date:08/03/16

Time:13:57:09

Page:230 of 257

	Judge 46th Circ Crt											
	Reg. Voters	Times Counted	Total Votes	Michael T. Edwards		Kevin L. Hesselink		Colin G. Hunter		Jason Thompson		
AVCB (if used)	-	-	-	-	-	-	-	-	-	-	-	
Total	-	-	-	-	-	-	-	-	-	-	-	
CHARLEVOIX Hudson Twp P1V												
Polling	-	-	-	-	-	-	-	-	-	-	-	
AVCB (if used)	-	-	-	-	-	-	-	-	-	-	-	
Total	-	-	-	-	-	-	-	-	-	-	-	
CHEBOYGAN Wilmot Twp P1V												
Polling	-	-	-	-	-	-	-	-	-	-	-	
AVCB (if used)	-	-	-	-	-	-	-	-	-	-	-	
Total	-	-	-	-	-	-	-	-	-	-	-	
Total												
Polling	20738	4874	4068	1291	31.74%	1514	37.22%	706	17.35%	545	13.40%	
AVCB (if used)	20738	410	353	112	31.73%	162	45.89%	41	11.61%	36	10.20%	
Total	20738	5284	4421	1403	31.73%	1676	37.91%	747	16.90%	581	13.14%	

Date:08/03/16
Time:13:57:10
Page:231 of 257

	Judge 46th Circ Crt		County Parks Prop						
	Write-In Votes		Reg. Voters	Times Counted	Total Votes	YES		NO	
Jurisdiction Wide									
City of Gaylord, Ward 1, Precinct 1									
Polling	1	0.69%	1282	175	146	104	71.23%	42	28.77%
AVCB (if used)	0	-	1282	0	0	0	-	0	-
Total	1	0.69%	1282	175	146	104	71.23%	42	28.77%
City of Gaylord, Ward 2, Precinct 2									
Polling	0	0.00%	1089	247	210	137	65.24%	73	34.76%
AVCB (if used)	0	-	1089	0	0	0	-	0	-
Total	0	0.00%	1089	247	210	137	65.24%	73	34.76%
City of Gaylord, Ward 3, Precinct 3									
Polling	2	0.98%	851	235	211	142	67.30%	69	32.70%
AVCB (if used)	0	-	851	0	0	0	-	0	-
Total	2	0.98%	851	235	211	142	67.30%	69	32.70%
Bagley Township Precinct 1									
Polling	0	0.00%	2253	425	372	265	71.24%	107	28.76%
AVCB (if used)	2	1.18%	2253	202	187	117	62.57%	70	37.43%
Total	2	0.37%	2253	627	559	382	68.34%	177	31.66%
Bagley Township Precinct 2									
Polling	1	0.35%	2622	316	287	207	72.13%	80	27.87%
AVCB (if used)	0	0.00%	2622	208	191	116	60.73%	75	39.27%
Total	1	0.21%	2622	524	478	323	67.57%	155	32.43%
Charlton Township, Precinct 1									
Polling	2	0.58%	1212	401	377	195	51.72%	182	48.28%
AVCB (if used)	0	-	1212	0	0	0	-	0	-
Total	2	0.58%	1212	401	377	195	51.72%	182	48.28%
Chester Township, Precinct 1									
Polling	1	0.40%	1170	299	257	141	54.86%	116	45.14%
AVCB (if used)	0	-	1170	0	0	0	-	0	-
Total	1	0.40%	1170	299	257	141	54.86%	116	45.14%
Corwith Township, Precinct 1									
Polling	1	0.30%	1487	478	380	161	42.37%	219	57.63%
AVCB (if used)	0	-	1487	0	0	0	-	0	-
Total	1	0.30%	1487	478	380	161	42.37%	219	57.63%
Dover Township, Precinct 1									
Polling	0	0.00%	512	161	144	75	52.08%	69	47.92%
AVCB (if used)	0	-	512	0	0	0	-	0	-
Total	0	0.00%	512	161	144	75	52.08%	69	47.92%
Elmira Township, Precinct 1									
Polling	1	0.34%	1383	359	311	195	62.70%	116	37.30%
AVCB (if used)	0	-	1383	0	0	0	-	0	-
Total	1	0.34%	1383	359	311	195	62.70%	116	37.30%
Hayes Township Precinct 1									
Polling	2	0.47%	2147	519	450	281	62.44%	169	37.56%
AVCB (if used)	0	-	2147	0	0	0	-	0	-
Total	2	0.47%	2147	519	450	281	62.44%	169	37.56%
Livingston Twp Precinct 1									
Polling	1	0.22%	2159	539	477	299	62.68%	178	37.32%
AVCB (if used)	0	-	2159	0	0	0	-	0	-
Total	1	0.22%	2159	539	477	299	62.68%	178	37.32%
Otsego Lake Twp Precinct 1									
Polling	0	0.00%	2571	720	660	447	67.73%	213	32.27%
AVCB (if used)	0	-	2571	0	0	0	-	0	-
Total	0	0.00%	2571	720	660	447	67.73%	213	32.27%
ANTRIM Warner Twp P1									
Polling	-	-	-	-	-	-	-	-	-
AVCB (if used)	-	-	-	-	-	-	-	-	-
Total	-	-	-	-	-	-	-	-	-
CHARLEVOIX Chandler Twp P1V									
Polling	-	-	-	-	-	-	-	-	-

Statement of Votes Cast
Otsego County, MI
2016 General Primary

Date:08/03/16
Time:13:57:10
Page:232 of 257

SOVC For Jurisdiction Wide, All Counters, All Races

	Judge 46th Circ Crt		County Parks Prop							
	Write-In Votes		Reg. Voters	Times Counted	Total Votes	YES		NO		
AVCB (if used)	-	-	-	-	-	-	-	-	-	-
Total	-	-	-	-	-	-	-	-	-	-
CHARLEVOIX Hudson Twp P1V										
Polling	-	-	-	-	-	-	-	-	-	-
AVCB (if used)	-	-	-	-	-	-	-	-	-	-
Total	-	-	-	-	-	-	-	-	-	-
CHEBOYGAN Wilmot Twp P1V										
Polling	-	-	-	-	-	-	-	-	-	-
AVCB (if used)	-	-	-	-	-	-	-	-	-	-
Total	-	-	-	-	-	-	-	-	-	-
Total										
Polling	12	0.29%	20738	4874	4282	2649	61.86%	1633	38.14%	
AVCB (if used)	2	0.57%	20738	410	378	233	61.64%	145	38.36%	
Total	14	0.32%	20738	5284	4660	2882	61.85%	1778	38.15%	

Statement of Votes Cast

Otsego County, MI

2016 General Primary

SOVC For Jurisdiction Wide, All Counters, All Races

Date:08/03/16

Time:13:57:10

Page:233 of 257

	Charlton PIEG Prop						
	Reg. Voters	Times Counted	Total Votes	YES		NO	
Jurisdiction Wide							
City of Gaylord, Ward 1, Precinct 1							
Polling	-	-	-	-	-	-	-
AVCB (if used)	-	-	-	-	-	-	-
Total	-	-	-	-	-	-	-
City of Gaylord, Ward 2, Precinct 2							
Polling	-	-	-	-	-	-	-
AVCB (if used)	-	-	-	-	-	-	-
Total	-	-	-	-	-	-	-
City of Gaylord, Ward 3, Precinct 3							
Polling	-	-	-	-	-	-	-
AVCB (if used)	-	-	-	-	-	-	-
Total	-	-	-	-	-	-	-
Bagley Township Precinct 1							
Polling	-	-	-	-	-	-	-
AVCB (if used)	-	-	-	-	-	-	-
Total	-	-	-	-	-	-	-
Bagley Township Precinct 2							
Polling	-	-	-	-	-	-	-
AVCB (if used)	-	-	-	-	-	-	-
Total	-	-	-	-	-	-	-
Charlton Township, Precinct 1							
Polling	1212	401	351	244	69.52%	107	30.48%
AVCB (if used)	1212	0	0	0	-	0	-
Total	1212	401	351	244	69.52%	107	30.48%
Chester Township, Precinct 1							
Polling	-	-	-	-	-	-	-
AVCB (if used)	-	-	-	-	-	-	-
Total	-	-	-	-	-	-	-
Corwith Township, Precinct 1							
Polling	-	-	-	-	-	-	-
AVCB (if used)	-	-	-	-	-	-	-
Total	-	-	-	-	-	-	-
Dover Township, Precinct 1							
Polling	-	-	-	-	-	-	-
AVCB (if used)	-	-	-	-	-	-	-
Total	-	-	-	-	-	-	-
Elmira Township, Precinct 1							
Polling	-	-	-	-	-	-	-
AVCB (if used)	-	-	-	-	-	-	-
Total	-	-	-	-	-	-	-
Hayes Township Precinct 1							
Polling	-	-	-	-	-	-	-
AVCB (if used)	-	-	-	-	-	-	-
Total	-	-	-	-	-	-	-
Livingston Twp Precinct 1							
Polling	-	-	-	-	-	-	-
AVCB (if used)	-	-	-	-	-	-	-
Total	-	-	-	-	-	-	-
Otsego Lake Twp Precinct 1							
Polling	-	-	-	-	-	-	-
AVCB (if used)	-	-	-	-	-	-	-
Total	-	-	-	-	-	-	-
ANTRIM Warner Twp P1							
Polling	-	-	-	-	-	-	-
AVCB (if used)	-	-	-	-	-	-	-
Total	-	-	-	-	-	-	-
CHARLEVOIX Chandler Twp P1V							
Polling	-	-	-	-	-	-	-

Statement of Votes Cast
Otsego County, MI
2016 General Primary

Date:08/03/16
Time:13:57:10
Page:234 of 257

SOVC For Jurisdiction Wide, All Counters, All Races

	Charlton PIEG Prop						
	Reg. Voters	Times Counted	Total Votes	YES		NO	
AVCB (if used)	-	-	-	-	-	-	-
Total	-	-	-	-	-	-	-
CHARLEVOIX Hudson Twp P1V	-	-	-	-	-	-	-
Polling	-	-	-	-	-	-	-
AVCB (if used)	-	-	-	-	-	-	-
Total	-	-	-	-	-	-	-
CHEBOYGAN Wilmot Twp P1V	-	-	-	-	-	-	-
Polling	-	-	-	-	-	-	-
AVCB (if used)	-	-	-	-	-	-	-
Total	-	-	-	-	-	-	-
Total							
Polling	1212	401	351	244	69.52%	107	30.48%
AVCB (if used)	1212	0	0	0	-	0	-
Total	1212	401	351	244	69.52%	107	30.48%

Statement of Votes Cast
Otsego County, MI
2016 General Primary

Date:08/03/16
Time:13:57:10
Page:235 of 257

SOVC For Jurisdiction Wide, All Counters, All Races

	Corwith Tw Fire Prop						
	Reg. Voters	Times Counted	Total Votes	YES		NO	
Jurisdiction Wide							
City of Gaylord, Ward 1, Precinct 1							
Polling	-	-	-	-	-	-	-
AVCB (if used)	-	-	-	-	-	-	-
Total	-	-	-	-	-	-	-
City of Gaylord, Ward 2, Precinct 2							
Polling	-	-	-	-	-	-	-
AVCB (if used)	-	-	-	-	-	-	-
Total	-	-	-	-	-	-	-
City of Gaylord, Ward 3, Precinct 3							
Polling	-	-	-	-	-	-	-
AVCB (if used)	-	-	-	-	-	-	-
Total	-	-	-	-	-	-	-
Bagley Township Precinct 1							
Polling	-	-	-	-	-	-	-
AVCB (if used)	-	-	-	-	-	-	-
Total	-	-	-	-	-	-	-
Bagley Township Precinct 2							
Polling	-	-	-	-	-	-	-
AVCB (if used)	-	-	-	-	-	-	-
Total	-	-	-	-	-	-	-
Charlton Township, Precinct 1							
Polling	-	-	-	-	-	-	-
AVCB (if used)	-	-	-	-	-	-	-
Total	-	-	-	-	-	-	-
Chester Township, Precinct 1							
Polling	-	-	-	-	-	-	-
AVCB (if used)	-	-	-	-	-	-	-
Total	-	-	-	-	-	-	-
Corwith Township, Precinct 1							
Polling	1487	478	406	262	64.53%	144	35.47%
AVCB (if used)	1487	0	0	0	-	0	-
Total	1487	478	406	262	64.53%	144	35.47%
Dover Township, Precinct 1							
Polling	-	-	-	-	-	-	-
AVCB (if used)	-	-	-	-	-	-	-
Total	-	-	-	-	-	-	-
Elmira Township, Precinct 1							
Polling	-	-	-	-	-	-	-
AVCB (if used)	-	-	-	-	-	-	-
Total	-	-	-	-	-	-	-
Hayes Township Precinct 1							
Polling	-	-	-	-	-	-	-
AVCB (if used)	-	-	-	-	-	-	-
Total	-	-	-	-	-	-	-
Livingston Twp Precinct 1							
Polling	-	-	-	-	-	-	-
AVCB (if used)	-	-	-	-	-	-	-
Total	-	-	-	-	-	-	-
Otsego Lake Twp Precinct 1							
Polling	-	-	-	-	-	-	-
AVCB (if used)	-	-	-	-	-	-	-
Total	-	-	-	-	-	-	-
ANTRIM Warner Twp P1							
Polling	-	-	-	-	-	-	-
AVCB (if used)	-	-	-	-	-	-	-
Total	-	-	-	-	-	-	-
CHARLEVOIX Chandler Twp P1V							
Polling	-	-	-	-	-	-	-

Statement of Votes Cast

Otsego County, MI

2016 General Primary

SOVC For Jurisdiction Wide, All Counters, All Races

Date:08/03/16

Time:13:57:10

Page:236 of 257

	Corwith Tw Fire Prop						
	Reg. Voters	Times Counted	Total Votes	YES		NO	
AVCB (if used)	-	-	-	-	-	-	-
Total	-	-	-	-	-	-	-
CHARLEVOIX Hudson Twp PIV							
Polling	-	-	-	-	-	-	-
AVCB (if used)	-	-	-	-	-	-	-
Total	-	-	-	-	-	-	-
CHEBOYGAN Wilmot Twp PIV							
Polling	-	-	-	-	-	-	-
AVCB (if used)	-	-	-	-	-	-	-
Total	-	-	-	-	-	-	-
Total							
Polling	1487	478	406	262	64.53%	144	35.47%
AVCB (if used)	1487	0	0	0	-	0	-
Total	1487	478	406	262	64.53%	144	35.47%

Statement of Votes Cast
Otsego County, MI
2016 General Primary

Date:08/03/16
Time:13:57:10
Page:237 of 257

SOVC For Jurisdiction Wide, All Counters, All Races

	Elmira Twp Fire Prop						
	Reg. Voters	Times Counted	Total Votes	YES		NO	
Jurisdiction Wide							
City of Gaylord, Ward 1, Precinct 1							
Polling	-	-	-	-	-	-	-
AVCB (if used)	-	-	-	-	-	-	-
Total	-	-	-	-	-	-	-
City of Gaylord, Ward 2, Precinct 2							
Polling	-	-	-	-	-	-	-
AVCB (if used)	-	-	-	-	-	-	-
Total	-	-	-	-	-	-	-
City of Gaylord, Ward 3, Precinct 3							
Polling	-	-	-	-	-	-	-
AVCB (if used)	-	-	-	-	-	-	-
Total	-	-	-	-	-	-	-
Bagley Township Precinct 1							
Polling	-	-	-	-	-	-	-
AVCB (if used)	-	-	-	-	-	-	-
Total	-	-	-	-	-	-	-
Bagley Township Precinct 2							
Polling	-	-	-	-	-	-	-
AVCB (if used)	-	-	-	-	-	-	-
Total	-	-	-	-	-	-	-
Charlton Township, Precinct 1							
Polling	-	-	-	-	-	-	-
AVCB (if used)	-	-	-	-	-	-	-
Total	-	-	-	-	-	-	-
Chester Township, Precinct 1							
Polling	-	-	-	-	-	-	-
AVCB (if used)	-	-	-	-	-	-	-
Total	-	-	-	-	-	-	-
Corwith Township, Precinct 1							
Polling	-	-	-	-	-	-	-
AVCB (if used)	-	-	-	-	-	-	-
Total	-	-	-	-	-	-	-
Dover Township, Precinct 1							
Polling	-	-	-	-	-	-	-
AVCB (if used)	-	-	-	-	-	-	-
Total	-	-	-	-	-	-	-
Elmira Township, Precinct 1							
Polling	1383	359	282	214	75.89%	68	24.11%
AVCB (if used)	1383	0	0	0	-	0	-
Total	1383	359	282	214	75.89%	68	24.11%
Hayes Township Precinct 1							
Polling	-	-	-	-	-	-	-
AVCB (if used)	-	-	-	-	-	-	-
Total	-	-	-	-	-	-	-
Livingston Twp Precinct 1							
Polling	-	-	-	-	-	-	-
AVCB (if used)	-	-	-	-	-	-	-
Total	-	-	-	-	-	-	-
Otsego Lake Twp Precinct 1							
Polling	-	-	-	-	-	-	-
AVCB (if used)	-	-	-	-	-	-	-
Total	-	-	-	-	-	-	-
ANTRIM Warner Twp P1							
Polling	182	75	65	45	69.23%	20	30.77%
AVCB (if used)	182	0	0	0	-	0	-
Total	182	75	65	45	69.23%	20	30.77%
CHARLEVOIX Chandler Twp P1V							
Polling	-	-	-	-	-	-	-

Statement of Votes Cast

Otsego County, MI

2016 General Primary

SOVC For Jurisdiction Wide, All Counters, All Races

Date:08/03/16

Time:13:57:10

Page:238 of 257

Elmira Twp Fire Prop							
	Reg. Voters	Times Counted	Total Votes	YES		NO	
AVCB (if used)	-	-	-	-	-	-	-
Total	-	-	-	-	-	-	-
CHARLEVOIX Hudson Twp P1V							
Polling	-	-	-	-	-	-	-
AVCB (if used)	-	-	-	-	-	-	-
Total	-	-	-	-	-	-	-
CHEBOYGAN Wilmot Twp P1V							
Polling	-	-	-	-	-	-	-
AVCB (if used)	-	-	-	-	-	-	-
Total	-	-	-	-	-	-	-
Total							
Polling	1565	434	347	259	74.64%	88	25.36%
AVCB (if used)	1565	0	0	0	-	0	-
Total	1565	434	347	259	74.64%	88	25.36%

Statement of Votes Cast
Otsego County, MI
2016 General Primary

Date:08/03/16
Time:13:57:10
Page:239 of 257

SOVC For Jurisdiction Wide, All Counters, All Races

	Vanderbilt Schl Prop						
	Reg. Voters	Times Counted	Total Votes	YES		NO	
Jurisdiction Wide							
City of Gaylord, Ward 1, Precinct 1							
Polling	-	-	-	-	-	-	-
AVCB (if used)	-	-	-	-	-	-	-
Total	-	-	-	-	-	-	-
City of Gaylord, Ward 2, Precinct 2							
Polling	-	-	-	-	-	-	-
AVCB (if used)	-	-	-	-	-	-	-
Total	-	-	-	-	-	-	-
City of Gaylord, Ward 3, Precinct 3							
Polling	-	-	-	-	-	-	-
AVCB (if used)	-	-	-	-	-	-	-
Total	-	-	-	-	-	-	-
Bagley Township Precinct 1							
Polling	-	-	-	-	-	-	-
AVCB (if used)	-	-	-	-	-	-	-
Total	-	-	-	-	-	-	-
Bagley Township Precinct 2							
Polling	-	-	-	-	-	-	-
AVCB (if used)	-	-	-	-	-	-	-
Total	-	-	-	-	-	-	-
Charlton Township, Precinct 1							
Polling	-	-	-	-	-	-	-
AVCB (if used)	-	-	-	-	-	-	-
Total	-	-	-	-	-	-	-
Chester Township, Precinct 1							
Polling	-	-	-	-	-	-	-
AVCB (if used)	-	-	-	-	-	-	-
Total	-	-	-	-	-	-	-
Corwith Township, Precinct 1							
Polling	1487	478	413	211	51.09%	202	48.91%
AVCB (if used)	1487	0	0	0	-	0	-
Total	1487	478	413	211	51.09%	202	48.91%
Dover Township, Precinct 1							
Polling	9	4	4	1	25.00%	3	75.00%
AVCB (if used)	9	0	0	0	-	0	-
Total	9	4	4	1	25.00%	3	75.00%
Elmira Township, Precinct 1							
Polling	-	-	-	-	-	-	-
AVCB (if used)	-	-	-	-	-	-	-
Total	-	-	-	-	-	-	-
Hayes Township Precinct 1							
Polling	-	-	-	-	-	-	-
AVCB (if used)	-	-	-	-	-	-	-
Total	-	-	-	-	-	-	-
Livingston Twp Precinct 1							
Polling	60	15	13	5	38.46%	8	61.54%
AVCB (if used)	60	0	0	0	-	0	-
Total	60	15	13	5	38.46%	8	61.54%
Otsego Lake Twp Precinct 1							
Polling	-	-	-	-	-	-	-
AVCB (if used)	-	-	-	-	-	-	-
Total	-	-	-	-	-	-	-
ANTRIM Warner Twp P1							
Polling	-	-	-	-	-	-	-
AVCB (if used)	-	-	-	-	-	-	-
Total	-	-	-	-	-	-	-
CHARLEVOIX Chandler Twp P1V							
Polling	62	21	20	2	10.00%	18	90.00%

Statement of Votes Cast
Otsego County, MI
2016 General Primary

Date:08/03/16
Time:13:57:10
Page:240 of 257

SOVC For Jurisdiction Wide, All Counters, All Races

Vanderbilt Schl Prop								
	Reg. Voters	Times Counted	Total Votes	YES			NO	
AVCB (if used)	62	0	0	0	-	0	-	-
Total	62	21	20	2	10.00%	18	90.00%	-
CHARLEVOIX Hudson Twp P1V								
Polling	125	22	19	13	68.42%	6	31.58%	-
AVCB (if used)	125	0	0	0	-	0	-	-
Total	125	22	19	13	68.42%	6	31.58%	-
CHEBOYGAN Wilmot Twp P1V								
Polling	37	10	9	5	55.56%	4	44.44%	-
AVCB (if used)	37	0	0	0	-	0	-	-
Total	37	10	9	5	55.56%	4	44.44%	-
Total								
Polling	1780	550	478	237	49.58%	241	50.42%	-
AVCB (if used)	1780	0	0	0	-	0	-	-
Total	1780	550	478	237	49.58%	241	50.42%	-

Statement of Votes Cast
Otsego County, MI
2016 General Primary
SOVC For Jurisdiction Wide, All Counters, All Races

Date:08/03/16
Time:13:57:10
Page:241 of 257

THE WHOLE NUMBER OF VOTES GIVEN: REP D1 Rep in Congress
WAS 3917 (OF WHICH)

Jason Allen (REP)	RECEIVED	1322
Jack Bergman (REP)	RECEIVED	1581
Tom Casperson (REP)	RECEIVED	996
Write-In Votes	RECEIVED	18

THE WHOLE NUMBER OF VOTES GIVEN: REP D105 Representative
WAS 3391 (OF WHICH)

Triston S. Cole (REP)	RECEIVED	3357
Write-In Votes	RECEIVED	34

THE WHOLE NUMBER OF VOTES GIVEN: REP Prosecuting Attorney
WAS 3931 (OF WHICH)

Brendan Curran (REP)	RECEIVED	2024
Mike Rola (REP)	RECEIVED	1903
Write-In Votes	RECEIVED	4

THE WHOLE NUMBER OF VOTES GIVEN: REP County Sheriff
WAS 3626 (OF WHICH)

Matthew J. Nowicki (REP)	RECEIVED	3607
Write-In Votes	RECEIVED	19

THE WHOLE NUMBER OF VOTES GIVEN: REP County Clerk
WAS 3498 (OF WHICH)

Susan I. DeFeyter (REP)	RECEIVED	3477
Write-In Votes	RECEIVED	21

THE WHOLE NUMBER OF VOTES GIVEN: REP County Treasurer
WAS 3377 (OF WHICH)

Diann Axford (REP)	RECEIVED	3351
Write-In Votes	RECEIVED	26

THE WHOLE NUMBER OF VOTES GIVEN: REP Road Commissioner
WAS 3754 (OF WHICH)

David M. Bennett (REP)	RECEIVED	936
Troy Huff (REP)	RECEIVED	1500
Bret A. Miller (REP)	RECEIVED	970
Larry Miller (REP)	RECEIVED	334
Write-In Votes	RECEIVED	14

THE WHOLE NUMBER OF VOTES GIVEN: REP County Surveyor
WAS 178 (OF WHICH)

Statement of Votes Cast
Otsego County, MI
2016 General Primary

Date:08/03/16
Time:13:57:10
Page:242 of 257

SOVC For Jurisdiction Wide, All Counters, All Races

Ronald C. Brand	RECEIVED	30
Write-In Votes	RECEIVED	148

THE WHOLE NUMBER OF VOTES GIVEN: REP D1 Commissioner
WAS 288 (OF WHICH)

Julie Powers-Gehman (REP)	RECEIVED	283
Write-In Votes	RECEIVED	5

THE WHOLE NUMBER OF VOTES GIVEN: REP D2 Commissioner
WAS 316 (OF WHICH)

Paul M. Beachnau (REP)	RECEIVED	312
Write-In Votes	RECEIVED	4

THE WHOLE NUMBER OF VOTES GIVEN: REP D3 Commissioner
WAS 500 (OF WHICH)

Paul Liss (REP)	RECEIVED	297
Ronald H. Smith (REP)	RECEIVED	202
Write-In Votes	RECEIVED	1

THE WHOLE NUMBER OF VOTES GIVEN: REP D4 Commissioner
WAS 513 (OF WHICH)

Jeff Borowiak (REP)	RECEIVED	126
Robert H. Harkness (REP)	RECEIVED	142
Duane Switalski (REP)	RECEIVED	243
Write-In Votes	RECEIVED	2

THE WHOLE NUMBER OF VOTES GIVEN: REP D5 Commissioner
WAS 525 (OF WHICH)

Bruce Fasel (REP)	RECEIVED	166
Robert Pallarito (REP)	RECEIVED	217
Randy Stults (REP)	RECEIVED	141
Write-In Votes	RECEIVED	1

THE WHOLE NUMBER OF VOTES GIVEN: REP D6 Commissioner
WAS 272 (OF WHICH)

Kenneth R. Glasser (REP)	RECEIVED	269
Write-In Votes	RECEIVED	3

THE WHOLE NUMBER OF VOTES GIVEN: REP D7 Commissioner
WAS 397 (OF WHICH)

Douglas Johnson (REP)	RECEIVED	396
Write-In Votes	RECEIVED	1

THE WHOLE NUMBER OF VOTES GIVEN: REP D8 Commissioner
WAS 312 (OF WHICH)

Statement of Votes Cast
Otsego County, MI
2016 General Primary
SOVC For Jurisdiction Wide, All Counters, All Races

Date:08/03/16
Time:13:57:10
Page:243 of 257

Ken Borton (REP)	RECEIVED	303
Write-In Votes	RECEIVED	9

THE WHOLE NUMBER OF VOTES GIVEN: REP D9 Commissioner
WAS 329 (OF WHICH)

Bruce Brown (REP)	RECEIVED	328
Write-In Votes	RECEIVED	1

THE WHOLE NUMBER OF VOTES GIVEN: REP Bagley Supervisor
WAS 805 (OF WHICH)

Bill Giles (REP)	RECEIVED	388
Michelle Noirot (REP)	RECEIVED	414
Write-In Votes	RECEIVED	3

THE WHOLE NUMBER OF VOTES GIVEN: REP Bagley Clerk
WAS 745 (OF WHICH)

James E. Szymanski (REP)	RECEIVED	740
Write-In Votes	RECEIVED	5

THE WHOLE NUMBER OF VOTES GIVEN: REP Bagley Treasurer
WAS 750 (OF WHICH)

Mary L. Yager (REP)	RECEIVED	748
Write-In Votes	RECEIVED	2

THE WHOLE NUMBER OF VOTES GIVEN: REP Bagley Trustee
WAS 1351 (OF WHICH)

Fred T. Burns (REP)	RECEIVED	369
Tim Baker (REP)	RECEIVED	155
James Camiller (REP)	RECEIVED	196
Thomas Roach (REP)	RECEIVED	224
Celeste M. Szymanski (REP)	RECEIVED	405
Write-In Votes	RECEIVED	2

THE WHOLE NUMBER OF VOTES GIVEN: REP Charlton Supervisor
WAS 316 (OF WHICH)

Matthew J. Nowak (REP)	RECEIVED	169
George Pewinski (REP)	RECEIVED	147
Write-In Votes	RECEIVED	0

THE WHOLE NUMBER OF VOTES GIVEN: REP Charlton Clerk
WAS 282 (OF WHICH)

Ivan H. Maschke (REP)	RECEIVED	282
Write-In Votes	RECEIVED	0

THE WHOLE NUMBER OF VOTES GIVEN: REP Charlton Treasurer
WAS 280 (OF WHICH)

Statement of Votes Cast

Date:08/03/16

Otsego County, MI

Time:13:57:10

2016 General Primary

Page:244 of 257

SOVC For Jurisdiction Wide, All Counters, All Races

Kimberly Samkowiak (REP)	RECEIVED	277
Write-In Votes	RECEIVED	3

THE WHOLE NUMBER OF VOTES GIVEN: REP Charlton Trustee
WAS 425 (OF WHICH)

R. Keith Huff (REP)	RECEIVED	216
Michael McCarthy (REP)	RECEIVED	209
Write-In Votes	RECEIVED	0

THE WHOLE NUMBER OF VOTES GIVEN: REP Chester Supervisor
WAS 172 (OF WHICH)

Bonny T. Miller (REP)	RECEIVED	171
Write-In Votes	RECEIVED	1

THE WHOLE NUMBER OF VOTES GIVEN: REP Chester Clerk
WAS 172 (OF WHICH)

Melissa L. Szymanski (REP)	RECEIVED	171
Write-In Votes	RECEIVED	1

THE WHOLE NUMBER OF VOTES GIVEN: REP Chester Treasurer
WAS 178 (OF WHICH)

Barbara Lewandowski (REP)	RECEIVED	177
Write-In Votes	RECEIVED	1

THE WHOLE NUMBER OF VOTES GIVEN: REP Chester Trustee
WAS 158 (OF WHICH)

Jacqueline Keyser (REP)	RECEIVED	157
Write-In Votes	RECEIVED	1

THE WHOLE NUMBER OF VOTES GIVEN: REP Corwith Supervisor
WAS 398 (OF WHICH)

Vernon J. Kassuba (REP)	RECEIVED	210
Hugo Andrew Noeske (REP)	RECEIVED	186
Write-In Votes	RECEIVED	2

THE WHOLE NUMBER OF VOTES GIVEN: REP Corwith Clerk
WAS 17 (OF WHICH)

Write-In Votes	RECEIVED	17
----------------	----------	----

THE WHOLE NUMBER OF VOTES GIVEN: REP Corwith Treasurer
WAS 285 (OF WHICH)

Lori L. Bush (REP)	RECEIVED	284
Write-In Votes	RECEIVED	1

Statement of Votes Cast
 Otsego County, MI
 2016 General Primary
 SOVC For Jurisdiction Wide, All Counters, All Races

Date:08/03/16
 Time:13:57:10
 Page:245 of 257

THE WHOLE NUMBER OF VOTES GIVEN: REP Corwith Trustee
 WAS 290 (OF WHICH)

Thomas R. Loshaw (REP)	RECEIVED	284
Write-In Votes	RECEIVED	6

THE WHOLE NUMBER OF VOTES GIVEN: REP Dover Supervisor
 WAS 105 (OF WHICH)

Thomas Murphy (REP)	RECEIVED	105
Write-In Votes	RECEIVED	0

THE WHOLE NUMBER OF VOTES GIVEN: REP Dover Clerk
 WAS 5 (OF WHICH)

Write-In Votes	RECEIVED	5
----------------	----------	---

THE WHOLE NUMBER OF VOTES GIVEN: REP Dover Treasurer
 WAS 112 (OF WHICH)

Diane M. House (REP)	RECEIVED	112
Write-In Votes	RECEIVED	0

THE WHOLE NUMBER OF VOTES GIVEN: REP Dover Trustee
 WAS 108 (OF WHICH)

Robert Klee (REP)	RECEIVED	108
Write-In Votes	RECEIVED	0

THE WHOLE NUMBER OF VOTES GIVEN: REP Elmira Supervisor
 WAS 216 (OF WHICH)

Diane J. Franckowiak (REP)	RECEIVED	212
Write-In Votes	RECEIVED	4

THE WHOLE NUMBER OF VOTES GIVEN: REP Elmira Clerk
 WAS 212 (OF WHICH)

Susan Schaedig (REP)	RECEIVED	210
Write-In Votes	RECEIVED	2

THE WHOLE NUMBER OF VOTES GIVEN: REP Elmira Treasurer
 WAS 216 (OF WHICH)

Diane Purgiel (REP)	RECEIVED	212
Write-In Votes	RECEIVED	4

THE WHOLE NUMBER OF VOTES GIVEN: REP Elmira Trustee
 WAS 343 (OF WHICH)

Dale Holzschu (REP)	RECEIVED	174
Leonard Skop (REP)	RECEIVED	167
Write-In Votes	RECEIVED	2

Statement of Votes Cast
Otsego County, MI
2016 General Primary
SOVC For Jurisdiction Wide, All Counters, All Races

Date:08/03/16
Time:13:57:10
Page:246 of 257

THE WHOLE NUMBER OF VOTES GIVEN: REP Hayes Supervisor
WAS 319 (OF WHICH)

Mary M. Sanders (REP)	RECEIVED	319
Write-In Votes	RECEIVED	0

THE WHOLE NUMBER OF VOTES GIVEN: REP Hayes Clerk
WAS 304 (OF WHICH)

Richard Ross (REP)	RECEIVED	301
Write-In Votes	RECEIVED	3

THE WHOLE NUMBER OF VOTES GIVEN: REP Hayes Treasurer
WAS 362 (OF WHICH)

Jessie Geiger (REP)	RECEIVED	211
Dana Stubli (REP)	RECEIVED	148
Write-In Votes	RECEIVED	3

THE WHOLE NUMBER OF VOTES GIVEN: REP Hayes Trustee
WAS 443 (OF WHICH)

Brad M. Kibourn (REP)	RECEIVED	193
Daniel F. Wagar (REP)	RECEIVED	248
Write-In Votes	RECEIVED	2

THE WHOLE NUMBER OF VOTES GIVEN: REP Livingston Supervisor
WAS 350 (OF WHICH)

Norman L Brecheisen (REP)	RECEIVED	348
Write-In Votes	RECEIVED	2

THE WHOLE NUMBER OF VOTES GIVEN: REP Livingston Clerk
WAS 336 (OF WHICH)

Elizabeth Mench (REP)	RECEIVED	333
Write-In Votes	RECEIVED	3

THE WHOLE NUMBER OF VOTES GIVEN: REP Livingston Treasurer
WAS 362 (OF WHICH)

Cheryl Prusakiewicz (REP)	RECEIVED	361
Write-In Votes	RECEIVED	1

THE WHOLE NUMBER OF VOTES GIVEN: REP Livingston Trustee
WAS 535 (OF WHICH)

Richard E. Carlson (REP)	RECEIVED	256
Beth Dipzinski (REP)	RECEIVED	278
Write-In Votes	RECEIVED	1

THE WHOLE NUMBER OF VOTES GIVEN: REP Otsego Lk Supervisor

Statement of Votes Cast
Otsego County, MI
2016 General Primary
SOVC For Jurisdiction Wide, All Counters, All Races

Date:08/03/16
Time:13:57:10
Page:247 of 257

WAS 481 (OF WHICH)

Thomas H. Wagar (REP)	RECEIVED	474
Write-In Votes	RECEIVED	7

THE WHOLE NUMBER OF VOTES GIVEN: REP Otsego Lk Clerk
WAS 550 (OF WHICH)

Margaret Black (REP)	RECEIVED	388
Brooke Joyner (REP)	RECEIVED	160
Write-In Votes	RECEIVED	2

THE WHOLE NUMBER OF VOTES GIVEN: REP Otsego Lk Treasurer
WAS 462 (OF WHICH)

Jerry L. Brown (REP)	RECEIVED	457
Write-In Votes	RECEIVED	5

THE WHOLE NUMBER OF VOTES GIVEN: REP Otsego Lk Trustee
WAS 745 (OF WHICH)

Mary Brown (REP)	RECEIVED	366
Gary A. Johnson (REP)	RECEIVED	375
Write-In Votes	RECEIVED	4

THE WHOLE NUMBER OF VOTES GIVEN: REP Otsego Lk Constable
WAS 445 (OF WHICH)

Michael Coutant (REP)	RECEIVED	442
Write-In Votes	RECEIVED	3

THE WHOLE NUMBER OF VOTES GIVEN: REP Del C-Gaylord W1P1
WAS 19 (OF WHICH)

Write-In Votes	RECEIVED	19
----------------	----------	----

THE WHOLE NUMBER OF VOTES GIVEN: REP Del C-Gaylord W2P2
WAS 108 (OF WHICH)

Ashley Hogge (REP)	RECEIVED	106
Write-In Votes	RECEIVED	2

THE WHOLE NUMBER OF VOTES GIVEN: REP Del C-Gaylord W3P3
WAS 199 (OF WHICH)

James M. Flint (REP)	RECEIVED	65
Janet A. Flint (REP)	RECEIVED	72
James Hogge (REP)	RECEIVED	59
Write-In Votes	RECEIVED	3

THE WHOLE NUMBER OF VOTES GIVEN: REP Del Bagley 1
WAS 6 (OF WHICH)

Statement of Votes Cast
Otsego County, MI
2016 General Primary
SOVC For Jurisdiction Wide, All Counters, All Races

Date:08/03/16
Time:13:57:10
Page:248 of 257

Write-In Votes RECEIVED 6

THE WHOLE NUMBER OF VOTES GIVEN: REP Del Bagley 2
WAS 287 (OF WHICH)

Brenda Borton (REP) RECEIVED 281
Write-In Votes RECEIVED 6

THE WHOLE NUMBER OF VOTES GIVEN: REP Del Charlton 1
WAS 233 (OF WHICH)

Joel R. Butler (REP) RECEIVED 232
Write-In Votes RECEIVED 1

THE WHOLE NUMBER OF VOTES GIVEN: REP Del Chester 1
WAS 5 (OF WHICH)

Write-In Votes RECEIVED 5

THE WHOLE NUMBER OF VOTES GIVEN: REP Del Corwith 1
WAS 267 (OF WHICH)

Ronald H. Smith (REP) RECEIVED 258
Anna Marie Deeter RECEIVED 7
Write-In Votes RECEIVED 2

THE WHOLE NUMBER OF VOTES GIVEN: REP Del Dover 1
WAS 6 (OF WHICH)

Write-In Votes RECEIVED 6

THE WHOLE NUMBER OF VOTES GIVEN: REP Del Elmira 1
WAS 291 (OF WHICH)

Keisha Eckert (REP) RECEIVED 140
Stephenie Jacobson (REP) RECEIVED 147
Write-In Votes RECEIVED 4

THE WHOLE NUMBER OF VOTES GIVEN: REP Del Hayes 1
WAS 592 (OF WHICH)

Ken Borton (REP) RECEIVED 241
Sheldon B. Smith (REP) RECEIVED 164
Sue E. Wadel (REP) RECEIVED 182
Write-In Votes RECEIVED 5

THE WHOLE NUMBER OF VOTES GIVEN: REP Del Livingston 1
WAS 862 (OF WHICH)

Lisa Huta (REP) RECEIVED 211
Robert Huta (REP) RECEIVED 219
Ethan Miracle (REP) RECEIVED 213
Shalyce Miracle (REP) RECEIVED 207

Statement of Votes Cast
Otsego County, MI
2016 General Primary
SOVC For Jurisdiction Wide, All Counters, All Races

Date:08/03/16
Time:13:57:10
Page:249 of 257

Write-In Votes	RECEIVED	12
----------------	----------	----

THE WHOLE NUMBER OF VOTES GIVEN: REP Del Otsego Lk 1
WAS 1087 (OF WHICH)

Denise Pallarito (REP)	RECEIVED	341
Robert Pallarito (REP)	RECEIVED	374
Tony Sharkey (REP)	RECEIVED	355
Daniel J. Blough	RECEIVED	3
Write-In Votes	RECEIVED	14

THE WHOLE NUMBER OF VOTES GIVEN: DEM D1 Rep in Congress
WAS 756 (OF WHICH)

Jerry Cannon (DEM)	RECEIVED	258
Lon Johnson (DEM)	RECEIVED	497
Write-In Votes	RECEIVED	1

THE WHOLE NUMBER OF VOTES GIVEN: DEM D105 Representative
WAS 670 (OF WHICH)

Wyatt Knight (DEM)	RECEIVED	667
Write-In Votes	RECEIVED	3

THE WHOLE NUMBER OF VOTES GIVEN: DEM Prosecuting Attorney
WAS 75 (OF WHICH)

Write-In Votes	RECEIVED	75
----------------	----------	----

THE WHOLE NUMBER OF VOTES GIVEN: DEM County Sheriff
WAS 69 (OF WHICH)

Write-In Votes	RECEIVED	69
----------------	----------	----

THE WHOLE NUMBER OF VOTES GIVEN: DEM County Clerk
WAS 67 (OF WHICH)

Write-In Votes	RECEIVED	67
----------------	----------	----

THE WHOLE NUMBER OF VOTES GIVEN: DEM County Treasurer
WAS 66 (OF WHICH)

Write-In Votes	RECEIVED	66
----------------	----------	----

THE WHOLE NUMBER OF VOTES GIVEN: DEM Road Commissioner
WAS 580 (OF WHICH)

Wm. Ed Tholl (DEM)	RECEIVED	580
Write-In Votes	RECEIVED	0

THE WHOLE NUMBER OF VOTES GIVEN: DEM County Surveyor
WAS 69 (OF WHICH)

Statement of Votes Cast
Otsego County, MI
2016 General Primary
SOVC For Jurisdiction Wide, All Counters, All Races

Date:08/03/16
Time:13:57:10
Page:250 of 257

Write-In Votes RECEIVED 69

THE WHOLE NUMBER OF VOTES GIVEN: DEM D1 Commissioner
WAS 6 (OF WHICH)

Write-In Votes RECEIVED 6

THE WHOLE NUMBER OF VOTES GIVEN: DEM D2 Commissioner
WAS 12 (OF WHICH)

Write-In Votes RECEIVED 12

THE WHOLE NUMBER OF VOTES GIVEN: DEM D3 Commissioner
WAS 2 (OF WHICH)

Write-In Votes RECEIVED 2

THE WHOLE NUMBER OF VOTES GIVEN: DEM D4 Commissioner
WAS 14 (OF WHICH)

Write-In Votes RECEIVED 14

THE WHOLE NUMBER OF VOTES GIVEN: DEM D5 Commissioner
WAS 11 (OF WHICH)

Write-In Votes RECEIVED 11

THE WHOLE NUMBER OF VOTES GIVEN: DEM D6 Commissioner
WAS 3 (OF WHICH)

Write-In Votes RECEIVED 3

THE WHOLE NUMBER OF VOTES GIVEN: DEM D7 Commissioner
WAS 3 (OF WHICH)

Write-In Votes RECEIVED 3

THE WHOLE NUMBER OF VOTES GIVEN: DEM D8 Commissioner
WAS 12 (OF WHICH)

Write-In Votes RECEIVED 12

THE WHOLE NUMBER OF VOTES GIVEN: DEM D9 Commissioner
WAS 8 (OF WHICH)

Write-In Votes RECEIVED 8

THE WHOLE NUMBER OF VOTES GIVEN: DEM Bagley Supervisor
WAS 8 (OF WHICH)

Write-In Votes RECEIVED 8

THE WHOLE NUMBER OF VOTES GIVEN: DEM Bagley Clerk

Statement of Votes Cast
Otsego County, MI
2016 General Primary
SOVC For Jurisdiction Wide, All Counters, All Races

Date:08/03/16
Time:13:57:10
Page:251 of 257

WAS 8 (OF WHICH)

Write-In Votes RECEIVED 8

THE WHOLE NUMBER OF VOTES GIVEN: DEM Bagley Treasurer
WAS 7 (OF WHICH)

Write-In Votes RECEIVED 7

THE WHOLE NUMBER OF VOTES GIVEN: DEM Bagley Trustee
WAS 9 (OF WHICH)

Write-In Votes RECEIVED 9

THE WHOLE NUMBER OF VOTES GIVEN: DEM Charlton Supervisor
WAS 4 (OF WHICH)

Write-In Votes RECEIVED 4

THE WHOLE NUMBER OF VOTES GIVEN: DEM Charlton Clerk
WAS 4 (OF WHICH)

Write-In Votes RECEIVED 4

THE WHOLE NUMBER OF VOTES GIVEN: DEM Charlton Treasurer
WAS 4 (OF WHICH)

Write-In Votes RECEIVED 4

THE WHOLE NUMBER OF VOTES GIVEN: DEM Charlton Trustee
WAS 5 (OF WHICH)

Write-In Votes RECEIVED 5

THE WHOLE NUMBER OF VOTES GIVEN: DEM Chester Supervisor
WAS 5 (OF WHICH)

Write-In Votes RECEIVED 5

THE WHOLE NUMBER OF VOTES GIVEN: DEM Chester Clerk
WAS 5 (OF WHICH)

Write-In Votes RECEIVED 5

THE WHOLE NUMBER OF VOTES GIVEN: DEM Chester Treasurer
WAS 4 (OF WHICH)

Write-In Votes RECEIVED 4

THE WHOLE NUMBER OF VOTES GIVEN: DEM Chester Trustee
WAS 49 (OF WHICH)

Wanda J. Basinski (DEM) RECEIVED 27

Statement of Votes Cast

Otsego County, MI

2016 General Primary

SOVC For Jurisdiction Wide, All Counters, All Races

Date:08/03/16

Time:13:57:10

Page:252 of 257

Jack Marlette (DEM)	RECEIVED	22
Write-In Votes	RECEIVED	0

THE WHOLE NUMBER OF VOTES GIVEN: DEM Corwith Supervisor
WAS 1 (OF WHICH)

Write-In Votes	RECEIVED	1
----------------	----------	---

THE WHOLE NUMBER OF VOTES GIVEN: DEM Corwith Clerk
WAS 39 (OF WHICH)

Debbie Whitman (DEM)	RECEIVED	39
Write-In Votes	RECEIVED	0

THE WHOLE NUMBER OF VOTES GIVEN: DEM Corwith Treasurer
WAS 0 (OF WHICH)

Write-In Votes	RECEIVED	0
----------------	----------	---

THE WHOLE NUMBER OF VOTES GIVEN: DEM Corwith Trustee
WAS 45 (OF WHICH)

Patrick Coultres (DEM)	RECEIVED	45
Write-In Votes	RECEIVED	0

THE WHOLE NUMBER OF VOTES GIVEN: DEM Dover Supervisor
WAS 0 (OF WHICH)

Write-In Votes	RECEIVED	0
----------------	----------	---

THE WHOLE NUMBER OF VOTES GIVEN: DEM Dover Clerk
WAS 14 (OF WHICH)

Janet C. Kwapis (DEM)	RECEIVED	14
Write-In Votes	RECEIVED	0

THE WHOLE NUMBER OF VOTES GIVEN: DEM Dover Treasurer
WAS 0 (OF WHICH)

Write-In Votes	RECEIVED	0
----------------	----------	---

THE WHOLE NUMBER OF VOTES GIVEN: DEM Dover Trustee
WAS 13 (OF WHICH)

Rebecca House (DEM)	RECEIVED	13
Write-In Votes	RECEIVED	0

THE WHOLE NUMBER OF VOTES GIVEN: DEM Elmira Supervisor
WAS 4 (OF WHICH)

Write-In Votes	RECEIVED	4
----------------	----------	---

THE WHOLE NUMBER OF VOTES GIVEN: DEM Elmira Clerk

Statement of Votes Cast
Otsego County, MI
2016 General Primary
SOVC For Jurisdiction Wide, All Counters, All Races

Date:08/03/16
Time:13:57:10
Page:253 of 257

WAS 4 (OF WHICH)

Write-In Votes	RECEIVED	4
----------------	----------	---

THE WHOLE NUMBER OF VOTES GIVEN: DEM Elmira Treasurer
WAS 4 (OF WHICH)

Write-In Votes	RECEIVED	4
----------------	----------	---

THE WHOLE NUMBER OF VOTES GIVEN: DEM Elmira Trustee
WAS 4 (OF WHICH)

Write-In Votes	RECEIVED	4
----------------	----------	---

THE WHOLE NUMBER OF VOTES GIVEN: DEM Hayes Supervisor
WAS 11 (OF WHICH)

Write-In Votes	RECEIVED	11
----------------	----------	----

THE WHOLE NUMBER OF VOTES GIVEN: DEM Hayes Clerk
WAS 11 (OF WHICH)

Write-In Votes	RECEIVED	11
----------------	----------	----

THE WHOLE NUMBER OF VOTES GIVEN: DEM Hayes Treasurer
WAS 11 (OF WHICH)

Write-In Votes	RECEIVED	11
----------------	----------	----

THE WHOLE NUMBER OF VOTES GIVEN: DEM Hayes Trustee
WAS 10 (OF WHICH)

Write-In Votes	RECEIVED	10
----------------	----------	----

THE WHOLE NUMBER OF VOTES GIVEN: DEM Livingston Supervisor
WAS 60 (OF WHICH)

Brian Morgan (DEM)	RECEIVED	60
Write-In Votes	RECEIVED	0

THE WHOLE NUMBER OF VOTES GIVEN: DEM Livingston Clerk
WAS 5 (OF WHICH)

Write-In Votes	RECEIVED	5
----------------	----------	---

THE WHOLE NUMBER OF VOTES GIVEN: DEM Livingston Treasurer
WAS 5 (OF WHICH)

Write-In Votes	RECEIVED	5
----------------	----------	---

THE WHOLE NUMBER OF VOTES GIVEN: DEM Livingston Trustee
WAS 5 (OF WHICH)

Statement of Votes Cast
Otsego County, MI
2016 General Primary
SOVC For Jurisdiction Wide, All Counters, All Races

Date:08/03/16
Time:13:57:10
Page:254 of 257

Write-In Votes RECEIVED 5

THE WHOLE NUMBER OF VOTES GIVEN: DEM Otsego Lk Supervisor
WAS 10 (OF WHICH)

Write-In Votes RECEIVED 10

THE WHOLE NUMBER OF VOTES GIVEN: DEM Otsego Lk Clerk
WAS 10 (OF WHICH)

Write-In Votes RECEIVED 10

THE WHOLE NUMBER OF VOTES GIVEN: DEM Otsego Lk Treasurer
WAS 10 (OF WHICH)

Write-In Votes RECEIVED 10

THE WHOLE NUMBER OF VOTES GIVEN: DEM Otsego Lk Trustee
WAS 73 (OF WHICH)

Mariah McLeod (DEM)	RECEIVED	72
Write-In Votes	RECEIVED	1

THE WHOLE NUMBER OF VOTES GIVEN: DEM Otsego Lk Constable
WAS 8 (OF WHICH)

Write-In Votes RECEIVED 8

THE WHOLE NUMBER OF VOTES GIVEN: DEM Del Gaylord W1P1
WAS 11 (OF WHICH)

Write-In Votes RECEIVED 11

THE WHOLE NUMBER OF VOTES GIVEN: DEM Del Gaylord W2P2
WAS 7 (OF WHICH)

Write-In Votes RECEIVED 7

THE WHOLE NUMBER OF VOTES GIVEN: DEM Del Gaylord W3P3
WAS 4 (OF WHICH)

Write-In Votes RECEIVED 4

THE WHOLE NUMBER OF VOTES GIVEN: DEM Del Bagley 1
WAS 2 (OF WHICH)

Write-In Votes RECEIVED 2

THE WHOLE NUMBER OF VOTES GIVEN: DEM Del Bagley 2
WAS 6 (OF WHICH)

Write-In Votes RECEIVED 6

Statement of Votes Cast
Otsego County, MI
2016 General Primary
SOVC For Jurisdiction Wide, All Counters, All Races

Date:08/03/16
Time:13:57:10
Page:255 of 257

THE WHOLE NUMBER OF VOTES GIVEN: DEM Del Charlton 1
WAS 5 (OF WHICH)

Write-In Votes	RECEIVED	5
----------------	----------	---

THE WHOLE NUMBER OF VOTES GIVEN: DEM Del Chester 1
WAS 38 (OF WHICH)

J. Calo (DEM)	RECEIVED	15
William Light (DEM)	RECEIVED	23
Write-In Votes	RECEIVED	0

THE WHOLE NUMBER OF VOTES GIVEN: DEM Del Corwith 1
WAS 2 (OF WHICH)

Write-In Votes	RECEIVED	2
----------------	----------	---

THE WHOLE NUMBER OF VOTES GIVEN: DEM Del Dover 1
WAS 0 (OF WHICH)

Write-In Votes	RECEIVED	0
----------------	----------	---

THE WHOLE NUMBER OF VOTES GIVEN: DEM Del Elmira 1
WAS 5 (OF WHICH)

Write-In Votes	RECEIVED	5
----------------	----------	---

THE WHOLE NUMBER OF VOTES GIVEN: DEM Del Hayes 1
WAS 80 (OF WHICH)

Teresa Brightman (DEM)	RECEIVED	44
Carol S. Leser (DEM)	RECEIVED	34
Write-In Votes	RECEIVED	2

THE WHOLE NUMBER OF VOTES GIVEN: DEM Del Livingston 1
WAS 68 (OF WHICH)

William Wieske (DEM)	RECEIVED	68
Write-In Votes	RECEIVED	0

THE WHOLE NUMBER OF VOTES GIVEN: DEM Del Otsego Lk 1
WAS 81 (OF WHICH)

Denise Matteini (DEM)	RECEIVED	81
Write-In Votes	RECEIVED	0

THE WHOLE NUMBER OF VOTES GIVEN: Judge 46th Circ Crt
WAS 4421 (OF WHICH)

Michael T. Edwards	RECEIVED	1403
Kevin L. Hesselink	RECEIVED	1676
Colin G. Hunter	RECEIVED	747
Jason Thompson	RECEIVED	581

Statement of Votes Cast

Otsego County, MI

2016 General Primary

SOVC For Jurisdiction Wide, All Counters, All Races

Date:08/03/16

Time:13:57:10

Page:256 of 257

Write-In Votes	RECEIVED	14
----------------	----------	----

THE WHOLE NUMBER OF VOTES GIVEN: County Parks Prop
WAS 4660 (OF WHICH)

YES	RECEIVED	2882
NO	RECEIVED	1778

THE WHOLE NUMBER OF VOTES GIVEN: Charlton PIE&G Prop
WAS 351 (OF WHICH)

YES	RECEIVED	244
NO	RECEIVED	107

THE WHOLE NUMBER OF VOTES GIVEN: Corwith Tw Fire Prop
WAS 406 (OF WHICH)

YES	RECEIVED	262
NO	RECEIVED	144


THE WHOLE NUMBER OF VOTES GIVEN: Elmira Twp Fire Prop
WAS 347 (OF WHICH)

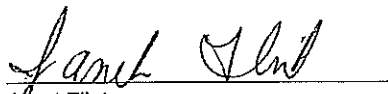
YES	RECEIVED	259
NO	RECEIVED	88

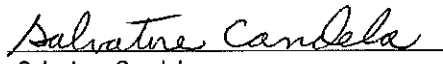
THE WHOLE NUMBER OF VOTES GIVEN: Vanderbilt Schl Prop
WAS 478 (OF WHICH)

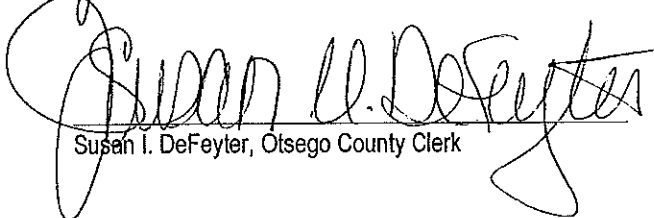
YES	RECEIVED	237
NO	RECEIVED	241


Larry Corell


William Light


Janet Flint


Salvatore Candela


Susan I. DeFeyter, Otsego County Clerk

Statement of Votes Cast

Date:08/03/16

Otsego County, MI

Time:13:57:10

2016 General Primary

Page:257 of 257

SOVC For Jurisdiction Wide, All Counters, All Races



COUNTY OF OTTAWA
CLERK / REGISTER OF DEEDS
*mi***Ottawa.org/ClerkROD**

Justin F. Roebuck
County Clerk / Register of Deeds

Sherri A. Sayles
Chief Deputy County Clerk

Rachel A. Sanchez
Chief Deputy Register of Deeds

August 10, 2016

Michigan Department of State
Bureau of Elections
P.O. Box 20126
Lansing, Michigan 48901

To Whom It May Concern:

Enclosed please find the signed Summary of County Canvassers Statement for Ottawa County in the August 2, 2016 Primary Election.

Also enclosed is an official canvass of the precinct by precinct totals for Ottawa County.

Please feel free to contact our office if you have any further questions or concerns.

Sincerely,

Justin F. Roebuck
County Clerk/Register of Deeds

Enc: \

2016 AUG 16 PM 9:27
CLERK OF DEEDS
OTTAWA COUNTY, MI

NUMBERED KEY CANVASS

RUN DATE:08/10/16 10:49 AM

PRIMARY ELECTION
OTTAWA COUNTY, MICHIGAN
AUGUST 2, 2016
STATISTICS

OFFICIAL RESULTS

REPORT-EL52

PAGE 0001

	TOTAL	PERCENT		TOTAL	PERCENT
01 = REGISTERED VOTERS - TOTAL	191,625		05 = 003 BALLOTS CAST - NONPARTISAN	2,564	6.06
02 = BALLOTS CAST - TOTAL	42,331		06 = 004 BALLOTS CAST - Crossover	1,575	3.72
03 = 001 BALLOTS CAST - Republican	33,461	79.05	07 = VOTER TURNOUT - TOTAL		22.09
04 = 002 BALLOTS CAST - Democratic	6,306	14.90			

	01	02	03	04	05	06	07
0101 CITY OF COOPERSVILLE P1	1546	161	124	32	5	1	10.41
0102 CITY OF COOPERSVILLE P2	1556	245	187	39	19	11	15.75
0201 CITY OF FERRYSBURG P1	2431	534	371	121	42	26	21.97
0301 CITY OF GRAND HAVEN P1	1533	265	166	87	12	5	17.29
0302 CITY OF GRAND HAVEN P2	1869	474	274	168	32	16	25.36
0303 CITY OF GRAND HAVEN P3	2559	458	309	102	47	34	17.90
0304 CITY OF GRAND HAVEN P4	2497	264	166	85	13	10	10.57
0401 CITY OF HOLLAND W1 P1	1139	352	226	99	27	10	30.90
0402 CITY OF HOLLAND W1 P2	1798	345	239	81	25	14	19.19
0403 CITY OF HOLLAND W1 P3	1776	447	334	71	42	25	25.17
0404 CITY OF HOLLAND W2 P4	1233	349	222	90	37	18	28.30
0405 CITY OF HOLLAND W2 P5	1632	439	191	199	49	20	26.90
0406 CITY OF HOLLAND W3 P6	2022	414	175	160	79	36	20.47
0407 CITY OF HOLLAND W3 P7	1708	233	131	60	42	31	13.64
0408 CITY OF HOLLAND W4 P8	1889	619	406	150	63	28	32.77
0410 CITY OF HOLLAND W4 P10	1595	348	202	110	36	14	21.82
0414 CITY OF HOLLAND W6 P14	2133	332	160	121	51	31	15.56
0415 CITY OF HOLLAND W6 P15	1898	660	354	249	57	28	34.77
0501 CITY OF HUDSONVILLE W1 P1	1956	325	289	28	8	6	16.62
0502 CITY OF HUDSONVILLE W2 P1	1374	257	233	17	7	5	18.70
0503 CITY OF HUDSONVILLE W3	1952	427	369	46	12	5	21.88
0601 CITY OF ZEELAND P1	752	166	143	16	7	6	22.07
0602 CITY OF ZEELAND P2	778	159	122	28	9	9	20.44
0603 CITY OF ZEELAND P3	999	157	124	22	11	8	15.72
0604 CITY OF ZEELAND P4	1505	624	544	52	28	25	41.46
0701 ALLENDALE TWP P1	2135	771	697	32	42	39	36.11
0702 ALLENDALE TWP P2	2228	673	622	19	32	30	30.21
0703 ALLENDALE TWP P3	1440	480	445	20	15	14	33.33
0704 ALLENDALE TWP P4	2036	381	334	28	19	18	18.71
0705 ALLENDALE TWP P5	1467	184	164	12	8	6	12.54
0801 BLENDON TWP P1	1142	303	285	13	5	3	26.53
0802 BLENDON TWP P2	1418	305	290	11	4	4	21.51
0803 BLENDON TWP P3	2138	532	497	21	14	12	24.88
0901 CHESTER TWP P1	1433	265	190	42	33	21	18.49
1001 CROCKERY TWP P1	2217	259	165	67	27	21	11.68
1002 CROCKERY TWP P2	1066	210	166	33	11	10	19.70
1101 GEORGETOWN TWP P1	1838	319	279	28	12	8	17.36
1102 GEORGETOWN TWP P2	2422	569	501	51	17	12	23.49
1103 GEORGETOWN TWP P3	1668	304	265	23	16	14	18.23
1104 GEORGETOWN TWP P4	2346	614	534	62	18	13	26.17
1105 GEORGETOWN TWP P5	2356	631	542	60	29	23	26.78
1106 GEORGETOWN TWP P6	2419	651	565	49	37	28	26.91
1107 GEORGETOWN TWP P7	1898	347	310	32	5	4	18.28
1108 GEORGETOWN TWP P8	2208	320	277	20	23	22	14.49
1109 GEORGETOWN TWP P9	2231	488	411	60	17	15	21.87
1110 GEORGETOWN TWP P10	2141	536	457	58	21	16	25.04
1111 GEORGETOWN TWP P11	2473	548	475	36	37	28	22.16
1112 GEORGETOWN TWP P12	2170	395	355	26	14	11	18.20
1113 GEORGETOWN TWP P13	2396	409	367	25	17	12	17.07
1114 GEORGETOWN TWP P14	2085	388	335	26	27	21	18.61
1115 GEORGETOWN TWP P15	2394	619	528	58	33	31	25.86
1116 GEORGETOWN TWP P16	2583	393	338	39	16	10	15.21
1201 GRAND HAVEN TWP P1	2097	457	358	59	40	33	21.79

NUMBERED KEY CANVASS

RUN DATE:08/10/16 10:49 AM

PRIMARY ELECTION
OTTAWA COUNTY, MICHIGAN
AUGUST 2, 2016
STATISTICS

OFFICIAL RESULTS

REPORT-EL52

PAGE 0002

	TOTAL	PERCENT		TOTAL	PERCENT
01 = REGISTERED VOTERS - TOTAL	191,625		05 = 003 BALLOTS CAST - NONPARTISAN	2,564	6.06
02 = BALLOTS CAST - TOTAL	42,331		06 = 004 BALLOTS CAST - Crossover	1,575	3.72
03 = 001 BALLOTS CAST - Republican	33,461	79.05	07 = VOTER TURNOUT - TOTAL		22.09
04 = 002 BALLOTS CAST - Democratic	6,306	14.90			

(CONTINUED FROM PREVIOUS PAGE)

	01	02	03	04	05	06	07
1202 GRAND HAVEN TWP P2	1814	368	273	71	24	17	20.29
1203 GRAND HAVEN TWP P3	1690	492	375	74	43	27	29.11
1204 GRAND HAVEN TWP P4	1215	199	151	37	11	7	16.38
1205 GRAND HAVEN TWP P5	2024	571	414	103	54	44	28.21
1206 GRAND HAVEN TWP P6	2042	224	178	37	9	7	10.97
1207 GRAND HAVEN TWP P7	1668	385	310	53	22	16	23.08
1301 HOLLAND TWP P1	1486	305	202	80	23	10	20.52
1302 HOLLAND TWP P2	1409	219	155	45	19	8	15.54
1303 HOLLAND TWP P3	2071	498	359	109	30	12	24.05
1304 HOLLAND TWP P4	2229	413	295	92	26	9	18.53
1305 HOLLAND TWP P5	2076	551	470	44	37	28	26.54
1306 HOLLAND TWP P6	1969	276	191	64	21	7	14.02
1307 HOLLAND TWP P7	2334	337	240	72	25	7	14.44
1308 HOLLAND TWP P8	1597	194	127	49	18	9	12.15
1309 HOLLAND TWP P9	2397	511	412	62	37	21	21.32
1310 HOLLAND TWP P10	1566	216	149	40	27	18	13.79
1311 HOLLAND TWP P11	1542	172	120	41	11	3	11.15
1312 HOLLAND TWP P12	1714	395	335	40	20	14	23.05
1401 JAMESTOWN TWP P1	2065	587	545	23	19	13	28.43
1402 JAMESTOWN TWP P2	1495	519	507	7	5	4	34.72
1403 JAMESTOWN TWP P3	2023	521	500	14	7	7	25.75
1501 OLIVE TWP P1	1153	219	193	21	5	3	18.99
1502 OLIVE TWP P2	1577	308	282	17	9	5	19.53
1601 PARK TWP P1	1377	497	394	71	32	18	36.09
1602 PARK TWP P2	1061	354	263	73	18	12	33.36
1603 PARK TWP P3	1577	684	523	114	47	11	43.37
1604 PARK TWP P4	1423	510	372	113	25	15	35.84
1605 PARK TWP P5	1741	596	446	115	35	15	34.23
1606 PARK TWP P6	1307	445	324	90	31	14	34.05
1607 PARK TWP P7	1539	514	381	108	25	11	33.40
1608 PARK TWP P8	1327	280	206	50	24	11	21.10
1609 PARK TWP P9	1586	431	337	73	21	6	27.18
1610 PARK TWP P10	1241	438	342	63	33	16	35.29
1701 POLKTON TWP P1	1794	402	329	49	24	12	22.41
1801 PORT SHELDON TWP P1	2162	509	393	79	37	25	23.54
1802 PORT SHELDON TWP P2	1439	244	157	64	23	17	16.96
1901 ROBINSON TWP P1	1865	307	239	48	20	12	16.46
1902 ROBINSON TWP P2	1347	221	176	34	11	5	16.41
1903 ROBINSON TWP P3	1322	209	179	19	11	7	15.81
2001 SPRING LAKE TWP P1	2215	439	322	84	33	18	19.82
2002 SPRING LAKE TWP P2	1430	296	251	32	13	8	20.70
2003 SPRING LAKE TWP P3	2613	527	427	71	29	24	20.17
2004 SPRING LAKE TWP P4	2171	510	371	118	21	13	23.49
2005 SPRING LAKE TWP P5	2334	549	440	79	30	17	23.52
2006 SPRING LAKE TWP P6	1278	192	143	35	14	12	15.02
2101 TALLMADGE TWP P1	2425	440	345	69	26	0	18.14
2102 TALLMADGE TWP P2	2069	477	394	62	21	1	23.05
2103 TALLMADGE TWP P3	1502	292	251	34	7	2	19.44
2201 WRIGHT TWP P1	1281	340	306	25	9	3	26.54
2202 WRIGHT TWP P2	1107	269	226	16	27	21	24.30
2301 ZEELAND TWP P1	2104	320	296	18	6	4	15.21
2302 ZEELAND TWP P2	2852	636	569	44	23	16	22.30
2303 ZEELAND TWP P3	2405	518	463	18	37	32	21.54

NUMBERED KEY CANVASS

RUN DATE:08/10/16 10:49 AM

PRIMARY ELECTION
OTTAWA COUNTY, MICHIGAN
AUGUST 2, 2016
Republican

OFFICIAL RESULTS

REPORT-EL52

PAGE 0003

005 REP - REPRESENTATIVE IN CONGRESS 2ND DISTRICT
Vote for not more than 1
01 = Bill Huizenga 29,878 99.39
02 = WRITE-IN 184 .61

	01	02
0101 CITY OF COOPERSVILLE P1	115	0
0102 CITY OF COOPERSVILLE P2	175	0
0201 CITY OF FERRYSBURG P1	317	1
0301 CITY OF GRAND HAVEN P1	134	1
0302 CITY OF GRAND HAVEN P2	228	5
0303 CITY OF GRAND HAVEN P3	266	1
0304 CITY OF GRAND HAVEN P4	145	2
0401 CITY OF HOLLAND W1 P1	205	0
0402 CITY OF HOLLAND W1 P2	219	2
0403 CITY OF HOLLAND W1 P3	316	1
0404 CITY OF HOLLAND W2 P4	199	0
0405 CITY OF HOLLAND W2 P5	149	8
0406 CITY OF HOLLAND W3 P6	139	2
0407 CITY OF HOLLAND W3 P7	117	0
0408 CITY OF HOLLAND W4 P8	367	2
0410 CITY OF HOLLAND W4 P10	177	5
0414 CITY OF HOLLAND W6 P14	146	3
0415 CITY OF HOLLAND W6 P15	318	2
0501 CITY OF HUDSONVILLE W1 P1	277	1
0502 CITY OF HUDSONVILLE W2 P1	219	0
0503 CITY OF HUDSONVILLE W3	354	0
0601 CITY OF ZEELAND P1	133	0
0602 CITY OF ZEELAND P2	116	0
0603 CITY OF ZEELAND P3	113	1
0604 CITY OF ZEELAND P4	525	3
0701 ALLENDALE TWP P1	624	2
0702 ALLENDALE TWP P2	568	2
0703 ALLENDALE TWP P3	402	2
0704 ALLENDALE TWP P4	298	3
0705 ALLENDALE TWP P5	145	1
0801 BLENDON TWP P1	269	1
0802 BLENDON TWP P2	278	2
0803 BLENDON TWP P3	458	2
0901 CHESTER TWP P1	173	1
1001 CROCKERY TWP P1	144	0
1002 CROCKERY TWP P2	129	0
1101 GEORGETOWN TWP P1	253	1
1102 GEORGETOWN TWP P2	435	5
1103 GEORGETOWN TWP P3	239	1
1104 GEORGETOWN TWP P4	462	5
1105 GEORGETOWN TWP P5	471	3
1106 GEORGETOWN TWP P6	513	3
1107 GEORGETOWN TWP P7	280	2
1108 GEORGETOWN TWP P8	247	3
1109 GEORGETOWN TWP P9	362	4
1110 GEORGETOWN TWP P10	412	4
1111 GEORGETOWN TWP P11	437	3
1112 GEORGETOWN TWP P12	330	1
1113 GEORGETOWN TWP P13	341	1
1114 GEORGETOWN TWP P14	320	0
1115 GEORGETOWN TWP P15	480	2
1116 GEORGETOWN TWP P16	311	1
1201 GRAND HAVEN TWP P1	298	2

NUMBERED KEY CANVASS

RUN DATE:08/10/16 10:49 AM

PRIMARY ELECTION
OTTAWA COUNTY, MICHIGAN
AUGUST 2, 2016
Republican

OFFICIAL RESULTS

REPORT-EL52

PAGE 0004

005 REP - REPRESENTATIVE IN CONGRESS 2ND DISTRICT
Vote for not more than 1
01 = Bill Huizenga 29,878 99.39
02 = WRITE-IN 184 .61

VOTES PERCENT

(CONTINUED FROM PREVIOUS PAGE)

	01	02
1202 GRAND HAVEN TWP P2	229	1
1203 GRAND HAVEN TWP P3	304	3
1204 GRAND HAVEN TWP P4	120	3
1205 GRAND HAVEN TWP P5	342	4
1206 GRAND HAVEN TWP P6	150	1
1207 GRAND HAVEN TWP P7	260	3
1301 HOLLAND TWP P1	182	3
1302 HOLLAND TWP P2	147	2
1303 HOLLAND TWP P3	334	1
1304 HOLLAND TWP P4	283	0
1305 HOLLAND TWP P5	427	3
1306 HOLLAND TWP P6	168	1
1307 HOLLAND TWP P7	221	1
1308 HOLLAND TWP P8	121	0
1309 HOLLAND TWP P9	388	1
1310 HOLLAND TWP P10	138	0
1311 HOLLAND TWP P11	107	0
1312 HOLLAND TWP P12	311	2
1401 JAMESTOWN TWP P1	494	1
1402 JAMESTOWN TWP P2	458	0
1403 JAMESTOWN TWP P3	467	0
1501 OLIVE TWP P1	184	1
1502 OLIVE TWP P2	260	2
1601 PARK TWP P1	345	2
1602 PARK TWP P2	227	2
1603 PARK TWP P3	410	7
1604 PARK TWP P4	323	3
1605 PARK TWP P5	395	3
1606 PARK TWP P6	277	4
1607 PARK TWP P7	322	3
1608 PARK TWP P8	182	1
1609 PARK TWP P9	300	1
1610 PARK TWP P10	283	3
1701 POLKTON TWP P1	301	2
1801 PORT SHELDON TWP P1	359	1
1802 PORT SHELDON TWP P2	137	3
1901 ROBINSON TWP P1	212	2
1902 ROBINSON TWP P2	156	1
1903 ROBINSON TWP P3	151	2
2001 SPRING LAKE TWP P1	282	0
2002 SPRING LAKE TWP P2	223	1
2003 SPRING LAKE TWP P3	376	1
2004 SPRING LAKE TWP P4	305	2
2005 SPRING LAKE TWP P5	356	2
2006 SPRING LAKE TWP P6	127	2
2101 TALLMADGE TWP P1	310	0
2102 TALLMADGE TWP P2	344	0
2103 TALLMADGE TWP P3	225	1
2201 WRIGHT TWP P1	265	0
2202 WRIGHT TWP P2	177	0
2301 ZEELAND TWP P1	287	2
2302 ZEELAND TWP P2	541	2
2303 ZEELAND TWP P3	437	1

NUMBERED KEY CANVASS

RUN DATE:08/10/16 10:49 AM

PRIMARY ELECTION
OTTAWA COUNTY, MICHIGAN
AUGUST 2, 2016
Republican

OFFICIAL RESULTS

REPORT-EL52

PAGE 0005

010 REP - STATE REPRESENTATIVE 88TH DISTRICT

Vote for not more than 1

01 = Roger Victory

02 = WRITE-IN

VOTES PERCENT

9,898	99.63
37	.37

01 02

0101 CITY OF COOPERSVILLE P1	114	0
0102 CITY OF COOPERSVILLE P2	177	0
0701 ALLENDALE TWP P1	614	2
0702 ALLENDALE TWP P2	566	2
0703 ALLENDALE TWP P3	398	2
0704 ALLENDALE TWP P4	291	1
0705 ALLENDALE TWP P5	143	0
0901 CHESTER TWP P1	176	0
1101 GEORGETOWN TWP P1	251	1
1102 GEORGETOWN TWP P2	422	4
1103 GEORGETOWN TWP P3	236	0
1104 GEORGETOWN TWP P4	459	5
1105 GEORGETOWN TWP P5	460	1
1106 GEORGETOWN TWP P6	510	2
1107 GEORGETOWN TWP P7	273	1
1108 GEORGETOWN TWP P8	245	3
1109 GEORGETOWN TWP P9	362	2
1110 GEORGETOWN TWP P10	411	2
1111 GEORGETOWN TWP P11	425	3
1112 GEORGETOWN TWP P12	328	0
1113 GEORGETOWN TWP P13	337	1
1114 GEORGETOWN TWP P14	315	0
1115 GEORGETOWN TWP P15	484	1
1116 GEORGETOWN TWP P16	300	1
1701 POLKTON TWP P1	298	3
2101 TALLMADGE TWP P1	307	0
2102 TALLMADGE TWP P2	342	0
2103 TALLMADGE TWP P3	227	0
2201 WRIGHT TWP P1	256	0
2202 WRIGHT TWP P2	171	0

NUMBERED KEY CANVASS

RUN DATE:08/10/16 10:49 AM

PRIMARY ELECTION
OTTAWA COUNTY, MICHIGAN
AUGUST 2, 2016
Republican

OFFICIAL RESULTS

REPORT-EL52

PAGE 0006

	VOTES	PERCENT		VOTES	PERCENT
011 REP - STATE REPRESENTATIVE 89TH DISTRICT					
Vote for not more than 1					
01 = Brandon M. Hall	872	7.96	03 = Tracy Stille-Mulligan	3,335	30.46
02 = Jim Lilly	6,720	61.38	04 = WRITE-IN	22	.20
	01	02	03	04	
0201 CITY OF FERRYSBURG P1	12	229	116	0	
0301 CITY OF GRAND HAVEN P1	7	79	69	0	
0302 CITY OF GRAND HAVEN P2	11	115	140	0	
0303 CITY OF GRAND HAVEN P3	17	166	115	0	
0304 CITY OF GRAND HAVEN P4	8	85	66	0	
0801 BLENDON TWP P1	32	165	62	2	
0802 BLENDON TWP P2	46	197	35	0	
0803 BLENDON TWP P3	57	354	62	1	
1001 CROCKERY TWP P1	17	84	53	2	
1002 CROCKERY TWP P2	1	99	55	0	
1201 GRAND HAVEN TWP P1	18	204	96	2	
1202 GRAND HAVEN TWP P2	11	149	99	0	
1203 GRAND HAVEN TWP P3	23	216	103	0	
1204 GRAND HAVEN TWP P4	9	77	52	0	
1205 GRAND HAVEN TWP P5	10	213	147	2	
1206 GRAND HAVEN TWP P6	12	89	61	1	
1207 GRAND HAVEN TWP P7	30	168	90	2	
1501 OLIVE TWP P1	29	131	22	0	
1502 OLIVE TWP P2	29	181	55	0	
1601 PARK TWP P1	28	260	58	1	
1602 PARK TWP P2	16	188	37	2	
1603 PARK TWP P3	39	288	105	0	
1604 PARK TWP P4	22	225	73	1	
1605 PARK TWP P5	39	242	126	1	
1606 PARK TWP P6	32	201	51	0	
1607 PARK TWP P7	23	239	65	2	
1608 PARK TWP P8	29	102	49	0	
1609 PARK TWP P9	34	209	50	1	
1610 PARK TWP P10	22	215	61	0	
1801 PORT SHELDON TWP P1	32	251	85	0	
1802 PORT SHELDON TWP P2	24	79	43	0	
1901 ROBINSON TWP P1	15	119	100	0	
1902 ROBINSON TWP P2	11	81	80	0	
1903 ROBINSON TWP P3	5	108	59	0	
2001 SPRING LAKE TWP P1	16	162	130	0	
2002 SPRING LAKE TWP P2	17	104	119	0	
2003 SPRING LAKE TWP P3	25	201	168	1	
2004 SPRING LAKE TWP P4	22	168	159	0	
2005 SPRING LAKE TWP P5	26	209	165	1	
2006 SPRING LAKE TWP P6	16	68	54	0	

NUMBERED KEY CANVASS

RUN DATE:08/10/16 10:49 AM

PRIMARY ELECTION
OTTAWA COUNTY, MICHIGAN
AUGUST 2, 2016
Republican

OFFICIAL RESULTS

REPORT-EL52

PAGE 0007

	VOTES PERCENT			VOTES PERCENT	
012 REP - STATE REPRESENTATIVE 90TH DISTRICT					
Vote for not more than 1					
01 = Orlando J. Estrada	1,666	16.97			
02 = Daniela Garcia	8,128	82.80	03 = WRITE-IN	23	.23
	01	02	03		
0401 CITY OF HOLLAND W1 P1	32	180	1		
0402 CITY OF HOLLAND W1 P2	34	194	1		
0403 CITY OF HOLLAND W1 P3	48	269	3		
0404 CITY OF HOLLAND W2 P4	22	193	1		
0405 CITY OF HOLLAND W2 P5	62	122	0		
0406 CITY OF HOLLAND W3 P6	41	127	0		
0407 CITY OF HOLLAND W3 P7	36	83	0		
0408 CITY OF HOLLAND W4 P8	42	338	0		
0410 CITY OF HOLLAND W4 P10	30	155	1		
0414 CITY OF HOLLAND W6 P14	33	120	0		
0415 CITY OF HOLLAND W6 P15	49	284	1		
0501 CITY OF HUDSONVILLE W1 P1	38	247	0		
0502 CITY OF HUDSONVILLE W2 P1	39	187	0		
0503 CITY OF HUDSONVILLE W3	53	299	1		
0601 CITY OF ZEELAND P1	22	109	0		
0602 CITY OF ZEELAND P2	14	104	0		
0603 CITY OF ZEELAND P3	24	96	0		
0604 CITY OF ZEELAND P4	51	483	0		
1301 HOLLAND TWP P1	45	143	2		
1302 HOLLAND TWP P2	23	120	0		
1303 HOLLAND TWP P3	57	282	1		
1304 HOLLAND TWP P4	39	238	1		
1305 HOLLAND TWP P5	64	373	1		
1306 HOLLAND TWP P6	32	143	0		
1307 HOLLAND TWP P7	50	163	1		
1308 HOLLAND TWP P8	35	89	1		
1309 HOLLAND TWP P9	59	323	5		
1310 HOLLAND TWP P10	25	119	0		
1311 HOLLAND TWP P11	33	84	1		
1312 HOLLAND TWP P12	48	262	0		
1401 JAMESTOWN TWP P1	142	351	0		
1402 JAMESTOWN TWP P2	82	372	0		
1403 JAMESTOWN TWP P3	96	378	1		
2301 ZEELAND TWP P1	49	235	0		
2302 ZEELAND TWP P2	81	461	0		
2303 ZEELAND TWP P3	36	402	0		

NUMBERED KEY CANVASS

RUN DATE:08/10/16 10:49 AM

PRIMARY ELECTION
OTTAWA COUNTY, MICHIGAN
AUGUST 2, 2016
Democratic

OFFICIAL RESULTS

REPORT-EL52

PAGE 0008

314 DEM - REPRESENTATIVE IN CONGRESS 2ND DISTRICT
Vote for not more than 1
01 = Dennis B. Murphy 6,172 99.79
02 = WRITE-IN 13 .21

	01	02
0101 CITY OF COOPERSVILLE P1	31	0
0102 CITY OF COOPERSVILLE P2	39	0
0201 CITY OF FERRYSBURG P1	119	0
0301 CITY OF GRAND HAVEN P1	86	0
0302 CITY OF GRAND HAVEN P2	159	1
0303 CITY OF GRAND HAVEN P3	100	0
0304 CITY OF GRAND HAVEN P4	80	0
0401 CITY OF HOLLAND W1 P1	96	0
0402 CITY OF HOLLAND W1 P2	80	0
0403 CITY OF HOLLAND W1 P3	69	1
0404 CITY OF HOLLAND W2 P4	89	0
0405 CITY OF HOLLAND W2 P5	192	2
0406 CITY OF HOLLAND W3 P6	154	0
0407 CITY OF HOLLAND W3 P7	59	0
0408 CITY OF HOLLAND W4 P8	146	1
0410 CITY OF HOLLAND W4 P10	108	1
0414 CITY OF HOLLAND W6 P14	119	0
0415 CITY OF HOLLAND W6 P15	239	0
0501 CITY OF HUDSONVILLE W1 P1	27	0
0502 CITY OF HUDSONVILLE W2 P1	17	0
0503 CITY OF HUDSONVILLE W3	46	0
0601 CITY OF ZEELAND P1	16	0
0602 CITY OF ZEELAND P2	28	0
0603 CITY OF ZEELAND P3	22	0
0604 CITY OF ZEELAND P4	51	0
0701 ALLENDALE TWP P1	32	0
0702 ALLENDALE TWP P2	19	0
0703 ALLENDALE TWP P3	20	0
0704 ALLENDALE TWP P4	28	0
0705 ALLENDALE TWP P5	12	0
0801 BLENDON TWP P1	13	0
0802 BLENDON TWP P2	11	0
0803 BLENDON TWP P3	21	0
0901 CHESTER TWP P1	40	0
1001 CROCKERY TWP P1	66	0
1002 CROCKERY TWP P2	32	0
1101 GEORGETOWN TWP P1	28	0
1102 GEORGETOWN TWP P2	49	0
1103 GEORGETOWN TWP P3	23	0
1104 GEORGETOWN TWP P4	62	0
1105 GEORGETOWN TWP P5	59	0
1106 GEORGETOWN TWP P6	47	1
1107 GEORGETOWN TWP P7	32	0
1108 GEORGETOWN TWP P8	20	0
1109 GEORGETOWN TWP P9	59	0
1110 GEORGETOWN TWP P10	56	0
1111 GEORGETOWN TWP P11	35	0
1112 GEORGETOWN TWP P12	26	0
1113 GEORGETOWN TWP P13	25	0
1114 GEORGETOWN TWP P14	26	0
1115 GEORGETOWN TWP P15	56	0
1116 GEORGETOWN TWP P16	39	0
1201 GRAND HAVEN TWP P1	59	0
1202 GRAND HAVEN TWP P2	65	0

NUMBERED KEY CANVASS

RUN DATE:08/10/16 10:49 AM

PRIMARY ELECTION
OTTAWA COUNTY, MICHIGAN
AUGUST 2, 2016
Democratic

OFFICIAL RESULTS

REPORT-EL52

PAGE 0009

314 DEM - REPRESENTATIVE IN CONGRESS 2ND DISTRICT
Vote for not more than 1
01 = Dennis B. Murphy 6,172 99.79
02 = WRITE-IN 13 .21

(CONTINUED FROM PREVIOUS PAGE)

	01	02
1203 GRAND HAVEN TWP P3	72	0
1204 GRAND HAVEN TWP P4	37	0
1205 GRAND HAVEN TWP P5	98	0
1206 GRAND HAVEN TWP P6	36	0
1207 GRAND HAVEN TWP P7	52	0
1301 HOLLAND TWP P1	79	0
1302 HOLLAND TWP P2	44	1
1303 HOLLAND TWP P3	108	1
1304 HOLLAND TWP P4	91	0
1305 HOLLAND TWP P5	44	0
1306 HOLLAND TWP P6	63	0
1307 HOLLAND TWP P7	71	0
1308 HOLLAND TWP P8	47	0
1309 HOLLAND TWP P9	62	0
1310 HOLLAND TWP P10	39	0
1311 HOLLAND TWP P11	41	0
1312 HOLLAND TWP P12	40	0
1401 JAMESTOWN TWP P1	23	0
1402 JAMESTOWN TWP P2	7	0
1403 JAMESTOWN TWP P3	14	0
1501 OLIVE TWP P1	21	0
1502 OLIVE TWP P2	17	0
1601 PARK TWP P1	70	0
1602 PARK TWP P2	73	0
1603 PARK TWP P3	112	1
1604 PARK TWP P4	109	1
1605 PARK TWP P5	114	0
1606 PARK TWP P6	89	0
1607 PARK TWP P7	105	0
1608 PARK TWP P8	48	0
1609 PARK TWP P9	73	0
1610 PARK TWP P10	63	0
1701 POLKTON TWP P1	49	0
1801 PORT SHELDON TWP P1	79	0
1802 PORT SHELDON TWP P2	62	0
1901 ROBINSON TWP P1	46	0
1902 ROBINSON TWP P2	33	0
1903 ROBINSON TWP P3	18	0
2001 SPRING LAKE TWP P1	83	0
2002 SPRING LAKE TWP P2	32	0
2003 SPRING LAKE TWP P3	71	0
2004 SPRING LAKE TWP P4	111	1
2005 SPRING LAKE TWP P5	76	0
2006 SPRING LAKE TWP P6	35	0
2101 TALLMADGE TWP P1	69	0
2102 TALLMADGE TWP P2	61	0
2103 TALLMADGE TWP P3	34	0
2201 WRIGHT TWP P1	25	0
2202 WRIGHT TWP P2	16	0
2301 ZEELAND TWP P1	17	0
2302 ZEELAND TWP P2	43	1
2303 ZEELAND TWP P3	18	0

VOTES PERCENT

318 DEM - STATE REPRESENTATIVE 88TH DISTRICT

Vote for not more than 1

01 = Kim Nagy

02 = WRITE-IN

1,114 100.00

0

	01	02
0101 CITY OF COOPERSVILLE P1	32	0
0102 CITY OF COOPERSVILLE P2	38	0
0701 ALLENDALE TWP P1	32	0
0702 ALLENDALE TWP P2	19	0
0703 ALLENDALE TWP P3	20	0
0704 ALLENDALE TWP P4	28	0
0705 ALLENDALE TWP P5	12	0
0901 CHESTER TWP P1	41	0
1101 GEORGETOWN TWP P1	27	0
1102 GEORGETOWN TWP P2	51	0
1103 GEORGETOWN TWP P3	23	0
1104 GEORGETOWN TWP P4	60	0
1105 GEORGETOWN TWP P5	59	0
1106 GEORGETOWN TWP P6	46	0
1107 GEORGETOWN TWP P7	32	0
1108 GEORGETOWN TWP P8	20	0
1109 GEORGETOWN TWP P9	60	0
1110 GEORGETOWN TWP P10	56	0
1111 GEORGETOWN TWP P11	36	0
1112 GEORGETOWN TWP P12	25	0
1113 GEORGETOWN TWP P13	25	0
1114 GEORGETOWN TWP P14	26	0
1115 GEORGETOWN TWP P15	58	0
1116 GEORGETOWN TWP P16	39	0
1701 POLKTON TWP P1	47	0
2101 TALLMADGE TWP P1	67	0
2102 TALLMADGE TWP P2	61	0
2103 TALLMADGE TWP P3	34	0
2201 WRIGHT TWP P1	24	0
2202 WRIGHT TWP P2	16	0

NUMBERED KEY CANVASS

RUN DATE:08/10/16 10:49 AM

PRIMARY ELECTION
OTTAWA COUNTY, MICHIGAN
AUGUST 2, 2016
Democratic

OFFICIAL RESULTS

REPORT-EL52

PAGE 0010

317 DEM - STATE REPRESENTATIVE 89TH DISTRICT

Vote for not more than 1

01 = Tim Meyer

02 = WRITE-IN

VOTES PERCENT

2,647 99.92
2 .08

	01	02
0201 CITY OF FERRYSBURG P1	117	0
0301 CITY OF GRAND HAVEN P1	86	0
0302 CITY OF GRAND HAVEN P2	166	0
0303 CITY OF GRAND HAVEN P3	101	0
0304 CITY OF GRAND HAVEN P4	82	0
0801 BLENDON TWP P1	13	0
0802 BLENDON TWP P2	10	0
0803 BLENDON TWP P3	21	0
1001 CROCKERY TWP P1	66	0
1002 CROCKERY TWP P2	32	0
1201 GRAND HAVEN TWP P1	58	0
1202 GRAND HAVEN TWP P2	70	0
1203 GRAND HAVEN TWP P3	71	0
1204 GRAND HAVEN TWP P4	37	0
1205 GRAND HAVEN TWP P5	102	0
1206 GRAND HAVEN TWP P6	37	0
1207 GRAND HAVEN TWP P7	53	0
1501 OLIVE TWP P1	21	0
1502 OLIVE TWP P2	17	0
1601 PARK TWP P1	70	0
1602 PARK TWP P2	72	0
1603 PARK TWP P3	110	0
1604 PARK TWP P4	107	0
1605 PARK TWP P5	113	0
1606 PARK TWP P6	88	0
1607 PARK TWP P7	103	0
1608 PARK TWP P8	48	1
1609 PARK TWP P9	70	0
1610 PARK TWP P10	62	0
1801 PORT SHELTON TWP P1	79	0
1802 PORT SHELTON TWP P2	64	0
1901 ROBINSON TWP P1	46	0
1902 ROBINSON TWP P2	34	0
1903 ROBINSON TWP P3	19	0
2001 SPRING LAKE TWP P1	80	0
2002 SPRING LAKE TWP P2	31	0
2003 SPRING LAKE TWP P3	69	0
2004 SPRING LAKE TWP P4	113	0
2005 SPRING LAKE TWP P5	76	0
2006 SPRING LAKE TWP P6	33	1

319 DEM - STATE REPRESENTATIVE 90TH DISTRICT

Vote for not more than 1

01 = Mary M. Yedinak

02 = WRITE-IN

VOTES PERCENT

2,363	99.83
4	.17

	01	02
0401 CITY OF HOLLAND W1 P1	96	0
0402 CITY OF HOLLAND W1 P2	79	0
0403 CITY OF HOLLAND W1 P3	68	0
0404 CITY OF HOLLAND W2 P4	86	0
0405 CITY OF HOLLAND W2 P5	183	2
0406 CITY OF HOLLAND W3 P6	152	0
0407 CITY OF HOLLAND W3 P7	56	0
0408 CITY OF HOLLAND W4 P8	142	1
0410 CITY OF HOLLAND W4 P10	108	0
0414 CITY OF HOLLAND W6 P14	115	1
0415 CITY OF HOLLAND W6 P15	233	0
0501 CITY OF HUDSONVILLE W1 P1	27	0
0502 CITY OF HUDSONVILLE W2 P1	17	0
0503 CITY OF HUDSONVILLE W3	44	0
0601 CITY OF ZEELAND P1	14	0
0602 CITY OF ZEELAND P2	28	0
0603 CITY OF ZEELAND P3	22	0
0604 CITY OF ZEELAND P4	51	0
1301 HOLLAND TWP P1	78	0
1302 HOLLAND TWP P2	42	0
1303 HOLLAND TWP P3	107	0
1304 HOLLAND TWP P4	89	0
1305 HOLLAND TWP P5	44	0
1306 HOLLAND TWP P6	64	0
1307 HOLLAND TWP P7	71	0
1308 HOLLAND TWP P8	46	0
1309 HOLLAND TWP P9	62	0
1310 HOLLAND TWP P10	37	0
1311 HOLLAND TWP P11	41	0
1312 HOLLAND TWP P12	39	0
1401 JAMESTOWN TWP P1	23	0
1402 JAMESTOWN TWP P2	7	0
1403 JAMESTOWN TWP P3	14	0
2301 ZEELAND TWP P1	17	0
2302 ZEELAND TWP P2	44	0
2303 ZEELAND TWP P3	17	0

NUMBERED KEY CANVASS

RUN DATE:08/10/16 10:49 AM

PRIMARY ELECTION
OTTAWA COUNTY, MICHIGAN
AUGUST 2, 2016

OFFICIAL RESULTS

REPORT-EL52 PAGE 0013

			VOTES	PERCENT			VOTES	PERCENT
521 NONPARTISAN - JUDGE OF CIRCUIT COURT 20TH CIRCUIT								
Vote for not more than 1								
01 = Dan Martin			7,934	23.40	04 = Thomas Daniel Siver		4,661	13.75
02 = Karen Jongekrijg Miedema			10,808	31.88	05 = Chris Wirth		6,017	17.75
03 = Robert L. Mol			4,403	12.99	06 = WRITE-IN		82	.24

			01	02	03	04	05	06

0101 CITY OF COOPERSVILLE P1			20	34	27	42	21	0
0102 CITY OF COOPERSVILLE P2			23	54	32	72	25	0
0201 CITY OF FERRYSBURG P1			164	139	79	36	30	0
0301 CITY OF GRAND HAVEN P1			108	64	29	6	17	0
0302 CITY OF GRAND HAVEN P2			215	114	42	14	31	2
0303 CITY OF GRAND HAVEN P3			130	128	42	38	45	1
0304 CITY OF GRAND HAVEN P4			75	70	32	16	35	1
0401 CITY OF HOLLAND W1 P1			68	93	40	20	35	1
0402 CITY OF HOLLAND W1 P2			51	96	25	29	54	0
0403 CITY OF HOLLAND W1 P3			86	120	40	32	70	1
0404 CITY OF HOLLAND W2 P4			59	100	41	17	50	4
0405 CITY OF HOLLAND W2 P5			68	129	44	30	46	4
0406 CITY OF HOLLAND W3 P6			46	107	27	29	52	5
0407 CITY OF HOLLAND W3 P7			39	54	13	28	17	1
0408 CITY OF HOLLAND W4 P8			143	154	41	60	68	2
0410 CITY OF HOLLAND W4 P10			90	106	22	19	24	3
0414 CITY OF HOLLAND W6 P14			44	112	24	27	30	4
0415 CITY OF HOLLAND W6 P15			122	187	79	40	78	1
0501 CITY OF HUDSONVILLE W1 P1			36	107	42	45	53	0
0502 CITY OF HUDSONVILLE W2 P1			25	64	31	52	58	0
0503 CITY OF HUDSONVILLE W3			57	109	81	54	77	0
0601 CITY OF ZEELAND P1			9	31	12	50	53	0
0602 CITY OF ZEELAND P2			13	31	12	16	68	0
0603 CITY OF ZEELAND P3			9	45	11	25	45	0
0604 CITY OF ZEELAND P4			51	186	32	74	161	1
0701 ALLENDALE TWP P1			189	175	60	79	92	1
0702 ALLENDALE TWP P2			114	179	73	84	63	0
0703 ALLENDALE TWP P3			110	97	44	52	67	1
0704 ALLENDALE TWP P4			84	82	31	40	52	0
0705 ALLENDALE TWP P5			42	35	14	18	30	0
0801 BLENDON TWP P1			36	137	21	22	41	1
0802 BLENDON TWP P2			39	89	32	43	53	0
0803 BLENDON TWP P3			85	126	85	72	89	1
0901 CHESTER TWP P1			37	62	38	23	35	0
1001 CROCKERY TWP P1			55	74	28	27	25	1
1002 CROCKERY TWP P2			47	53	26	21	24	0
1101 GEORGETOWN TWP P1			46	72	30	57	57	0
1102 GEORGETOWN TWP P2			57	120	64	163	83	1
1103 GEORGETOWN TWP P3			36	63	54	43	56	1
1104 GEORGETOWN TWP P4			78	128	66	158	72	0
1105 GEORGETOWN TWP P5			122	124	68	110	95	2
1106 GEORGETOWN TWP P6			83	130	108	104	109	1
1107 GEORGETOWN TWP P7			37	64	46	74	79	0
1108 GEORGETOWN TWP P8			50	66	52	30	74	0
1109 GEORGETOWN TWP P9			78	91	81	59	104	0
1110 GEORGETOWN TWP P10			99	130	71	41	103	2
1111 GEORGETOWN TWP P11			84	129	75	102	71	1
1112 GEORGETOWN TWP P12			34	91	41	114	73	0
1113 GEORGETOWN TWP P13			44	102	62	52	91	0
1114 GEORGETOWN TWP P14			65	78	67	46	65	0
1115 GEORGETOWN TWP P15			114	151	88	101	82	2
1116 GEORGETOWN TWP P16			46	91	74	46	56	0
1201 GRAND HAVEN TWP P1			142	120	40	31	43	0
1202 GRAND HAVEN TWP P2			116	108	37	30	29	0

VOTES PERCENT							VOTES	PERCENT
521 NONPARTISAN - JUDGE OF CIRCUIT COURT 20TH CIRCUIT								
Vote for not more than 1								
01 = Dan Martin		7,934	23.40	04 = Thomas Daniel Siver			4,661	13.75
02 = Karen Jongekrijg Miedema		10,808	31.88	05 = Chris Wirth			6,017	17.75
03 = Robert L. Mol		4,403	12.99	06 = WRITE-IN			82	.24
(CONTINUEO FROM PREVIOUS PAGE)		01	02	03	04	05	06	
1203 GRAND HAVEN TWP P3		204	134	36	21	39	1	
1204 GRAND HAVEN TWP P4		62	42	23	9	26	0	
1205 GRAND HAVEN TWP P5		257	146	26	19	48	1	
1206 GRAND HAVEN TWP P6		86	49	22	14	22	0	
1207 GRAND HAVEN TWP P7		106	96	36	35	43	0	
1301 HOLLAND TWP P1		50	90	17	39	46	2	
1302 HOLLAND TWP P2		31	55	9	29	41	1	
1303 HOLLAND TWP P3		83	152	50	50	67	3	
1304 HOLLAND TWP P4		53	112	40	35	58	0	
1305 HOLLAND TWP P5		91	170	23	36	138	1	
1306 HOLLAND TWP P6		37	79	20	24	49	0	
1307 HOLLAND TWP P7		36	67	35	26	51	0	
1308 HOLLAND TWP P8		19	64	16	30	23	1	
1309 HOLLAND TWP P9		75	133	51	27	103	4	
1310 HOLLAND TWP P10		32	70	11	27	20	1	
1311 HOLLAND TWP P11		20	62	14	22	24	0	
1312 HOLLAND TWP P12		63	111	17	41	97	0	
1401 JAMESTOWN TWP P1		58	116	90	93	82	0	
1402 JAMESTOWN TWP P2		41	120	62	88	80	0	
1403 JAMESTOWN TWP P3		56	98	56	127	89	0	
1501 OLIVE TWP P1		45	79	13	19	22	2	
1502 OLIVE TWP P2		34	162	15	31	30	1	
1601 PARK TWP P1		104	136	46	43	57	0	
1602 PARK TWP P2		81	103	31	27	43	1	
1603 PARK TWP P3		180	161	40	47	85	1	
1604 PARK TWP P4		148	114	39	33	65	2	
1605 PARK TWP P5		139	155	43	45	79	0	
1606 PARK TWP P6		64	124	39	49	53	0	
1607 PARK TWP P7		125	106	42	57	60	0	
1608 PARK TWP P8		36	77	23	39	35	2	
1609 PARK TWP P9		113	118	34	23	44	1	
1610 PARK TWP P10		108	86	32	40	65	2	
1701 POLKTON TWP P1		54	78	64	57	53	2	
1801 PORT SHELTON TWP P1		84	155	66	41	69	0	
1802 PORT SHELTON TWP P2		65	90	23	12	20	0	
1901 ROBINSON TWP P1		85	73	20	21	42	0	
1902 ROBINSON TWP P2		53	58	20	23	29	0	
1903 ROBINSON TWP P3		38	59	17	18	30	0	
2001 SPRING LAKE TWP P1		99	109	101	29	33	0	
2002 SPRING LAKE TWP P2		64	87	23	16	37	0	
2003 SPRING LAKE TWP P3		123	121	59	55	64	2	
2004 SPRING LAKE TWP P4		97	149	84	27	48	0	
2005 SPRING LAKE TWP P5		99	208	58	18	48	2	
2006 SPRING LAKE TWP P6		38	43	37	19	18	0	
2101 TALLMADGE TWP P1		68	107	43	26	70	0	
2102 TALLMADGE TWP P2		102	90	55	33	59	0	
2103 TALLMADGE TWP P3		58	77	35	26	36	0	
2201 WRIGHT TWP P1		48	81	34	33	38	0	
2202 WRIGHT TWP P2		29	55	39	22	23	1	
2301 ZEELAND TWP P1		25	97	20	60	78	0	
2302 ZEELAND TWP P2		84	144	50	104	144	1	
2303 ZEELAND TWP P3		64	139	28	63	138	1	

NUMBERED KEY CANVASS

RUN DATE:08/10/16 10:49 AM

PRIMARY ELECTION
OTTAWA COUNTY, MICHIGAN
AUGUST 2, 2016

OFFICIAL RESULTS

REPORT-EL52

PAGE 0015

522 NONPARTISAN - JUDGE OF DISTRICT COURT 58TH DISTRICT

Vote for not more than 1

01 = Vernon D. Helder

02 = Craig A. Jenison

VOTES PERCENT

13,125 38.78

8,459 24.99

03 = Judy K. Mulder

04 = WRITE-IN

VOTES PERCENT

12,170 35.96

93 .27

	01	02	03	04
0101 CITY OF COOPERSVILLE P1	84	22	43	0
0102 CITY OF COOPERSVILLE P2	76	36	87	0
0201 CITY OF FERRYSBURG P1	136	76	221	0
0301 CITY OF GRAND HAVEN P1	42	32	127	0
0302 CITY OF GRANO HAVEN P2	90	83	209	2
0303 CITY OF GRAND HAVEN P3	121	66	181	1
0304 CITY OF GRAND HAVEN P4	61	45	111	0
0401 CITY OF HOLLAND W1 P1	122	42	95	1
0402 CITY OF HOLLAND W1 P2	110	37	112	1
0403 CITY OF HOLLAND W1 P3	170	50	129	1
0404 CITY OF HOLLAND W2 P4	86	47	136	4
0405 CITY OF HOLLAND W2 P5	80	43	176	4
0406 CITY OF HOLLAND W3 P6	88	29	144	5
0407 CITY OF HOLLAND W3 P7	53	30	72	2
0408 CITY OF HOLLAND W4 P8	221	59	181	2
0410 CITY OF HOLLAND W4 P10	100	35	122	3
0414 CITY OF HOLLAND W6 P14	83	39	122	2
0415 CITY OF HOLLAND W6 P15	196	59	241	3
0501 CITY OF HUDSONVILLE W1 P1	98	102	84	0
0502 CITY OF HUDSONVILLE W2 P1	94	93	50	1
0503 CITY OF HUDSONVILLE W3	151	143	90	0
0601 CITY OF ZEELAND P1	78	33	39	0
0602 CITY OF ZEELAND P2	63	25	48	0
0603 CITY OF ZEELAND P3	62	13	61	0
0604 CITY OF ZEELAND P4	281	64	161	2
0701 ALLENDALE TWP P1	216	179	207	1
0702 ALLENDALE TWP P2	169	164	187	0
0703 ALLENDALE TWP P3	130	106	124	0
0704 ALLENDALE TWP P4	112	73	104	1
0705 ALLENDALE TWP P5	56	49	37	0
0801 BLENDON TWP P1	100	50	105	1
0802 BLENDON TWP P2	101	78	78	0
0803 BLENDON TWP P3	153	217	102	1
0901 CHESTER TWP P1	68	49	74	1
1001 CROCKERY TWP P1	63	29	114	0
1002 CROCKERY TWP P2	69	24	79	0
1101 GEORGETOWN TWP P1	80	142	62	0
1102 GEORGETOWN TWP P2	137	264	100	1
1103 GEORGETOWN TWP P3	95	122	44	1
1104 GEORGETOWN TWP P4	121	262	143	0
1105 GEORGETOWN TWP P5	149	263	126	2
1106 GEORGETOWN TWP P6	226	230	103	1
1107 GEORGETOWN TWP P7	89	116	91	0
1108 GEORGETOWN TWP P8	116	119	53	0
1109 GEORGETOWN TWP P9	139	218	81	0
1110 GEORGETOWN TWP P10	121	264	95	2
1111 GEORGETOWN TWP P11	124	274	77	2
1112 GEORGETOWN TWP P12	117	154	85	0
1113 GEORGETOWN TWP P13	130	149	85	0
1114 GEORGETOWN TWP P14	125	141	61	0
1115 GEORGETOWN TWP P15	180	243	128	1
1116 GEORGETOWN TWP P16	115	149	69	0
1201 GRAND HAVEN TWP P1	104	69	182	0
1202 GRAND HAVEN TWP P2	109	48	137	0
1203 GRAND HAVEN TWP P3	135	61	191	2

01

02

03

04

0101 CITY OF COOPERSVILLE P1

0102 CITY OF COOPERSVILLE P2

0201 CITY OF FERRYSBURG P1

0301 CITY OF GRAND HAVEN P1

0302 CITY OF GRANO HAVEN P2

0303 CITY OF GRAND HAVEN P3

0304 CITY OF GRAND HAVEN P4

0401 CITY OF HOLLAND W1 P1

0402 CITY OF HOLLAND W1 P2

0403 CITY OF HOLLAND W1 P3

0404 CITY OF HOLLAND W2 P4

0405 CITY OF HOLLAND W2 P5

0406 CITY OF HOLLAND W3 P6

0407 CITY OF HOLLAND W3 P7

0408 CITY OF HOLLAND W4 P8

0410 CITY OF HOLLAND W4 P10

0414 CITY OF HOLLAND W6 P14

0415 CITY OF HOLLAND W6 P15

0501 CITY OF HUDSONVILLE W1 P1

0502 CITY OF HUDSONVILLE W2 P1

0503 CITY OF HUDSONVILLE W3

0601 CITY OF ZEELAND P1

0602 CITY OF ZEELAND P2

0603 CITY OF ZEELAND P3

0604 CITY OF ZEELAND P4

0701 ALLENDALE TWP P1

0702 ALLENDALE TWP P2

0703 ALLENDALE TWP P3

0704 ALLENDALE TWP P4

0705 ALLENDALE TWP P5

0801 BLENDON TWP P1

0802 BLENDON TWP P2

0803 BLENDON TWP P3

0901 CHESTER TWP P1

1001 CROCKERY TWP P1

1002 CROCKERY TWP P2

1101 GEORGETOWN TWP P1

1102 GEORGETOWN TWP P2

1103 GEORGETOWN TWP P3

1104 GEORGETOWN TWP P4

1105 GEORGETOWN TWP P5

1106 GEORGETOWN TWP P6

1107 GEORGETOWN TWP P7

1108 GEORGETOWN TWP P8

1109 GEORGETOWN TWP P9

1110 GEORGETOWN TWP P10

1111 GEORGETOWN TWP P11

1112 GEORGETOWN TWP P12

1113 GEORGETOWN TWP P13

1114 GEORGETOWN TWP P14

1115 GEORGETOWN TWP P15

1116 GEORGETOWN TWP P16

1201 GRAND HAVEN TWP P1

1202 GRAND HAVEN TWP P2

1203 GRAND HAVEN TWP P3

NUMBERED KEY CANVASS

RUN DATE:08/10/16 10:49 AM

PRIMARY ELECTION
OTTAWA COUNTY, MICHIGAN
AUGUST 2, 2016

OFFICIAL RESULTS

REPORT-EL52 PAGE 0016

522 NONPARTISAN - JUDGE OF DISTRICT COURT 58TH DISTRICT

Vote for not more than 1

01 = Vernon D. Helder

02 = Craig A. Jenison

13,125 38.78

8,459 24.99

03 = Judy K. Mulder

04 = WRITE-IN

VOTES PERCENT

12,170 35.96

93 .27

(CONTINUED FROM PREVIOUS PAGE)

	01	02	03	04
1204 GRAND HAVEN TWP P4	41	38	77	1
1205 GRAND HAVEN TWP P5	129	81	239	2
1206 GRAND HAVEN TWP P6	53	44	91	0
1207 GRAND HAVEN TWP P7	97	60	142	0
1301 HOLLAND TWP P1	118	37	90	2
1302 HOLLAND TWP P2	64	37	65	2
1303 HOLLAND TWP P3	176	54	172	0
1304 HOLLAND TWP P4	127	48	125	0
1305 HOLLAND TWP P5	218	61	168	1
1306 HOLLAND TWP P6	92	37	78	0
1307 HOLLAND TWP P7	96	42	82	0
1308 HOLLAND TWP P8	59	29	65	0
1309 HOLLAND TWP P9	214	46	125	5
1310 HOLLAND TWP P10	87	27	56	0
1311 HOLLAND TWP P11	54	28	55	1
1312 HOLLAND TWP P12	167	43	124	0
1401 JAMESTOWN TWP P1	219	166	67	1
1402 JAMESTOWN TWP P2	188	134	74	2
1403 JAMESTOWN TWP P3	172	147	113	1
1501 OLIVE TWP P1	106	23	50	2
1502 OLIVE TWP P2	102	48	123	1
1601 PARK TWP P1	196	41	149	0
1602 PARK TWP P2	103	34	129	1
1603 PARK TWP P3	254	62	180	1
1604 PARK TWP P4	185	56	144	1
1605 PARK TWP P5	275	54	147	1
1606 PARK TWP P6	154	40	130	0
1607 PARK TWP P7	192	60	129	1
1608 PARK TWP P8	99	25	84	3
1609 PARK TWP P9	163	39	132	1
1610 PARK TWP P10	172	25	118	2
1701 POLKTON TWP P1	150	68	94	1
1801 PORT SHELDON TWP P1	189	69	162	1
1802 PORT SHELDON TWP P2	73	31	102	0
1901 ROBINSON TWP P1	86	52	93	0
1902 ROBINSON TWP P2	57	50	76	0
1903 ROBINSON TWP P3	61	34	63	0
2001 SPRING LAKE TWP P1	105	47	188	0
2002 SPRING LAKE TWP P2	49	48	120	0
2003 SPRING LAKE TWP P3	143	67	199	1
2004 SPRING LAKE TWP P4	128	75	188	0
2005 SPRING LAKE TWP P5	125	63	230	2
2006 SPRING LAKE TWP P6	48	18	83	0
2101 TALLMADGE TWP P1	110	101	119	0
2102 TALLMADGE TWP P2	115	113	125	1
2103 TALLMADGE TWP P3	82	62	97	0
2201 WRIGHT TWP P1	113	49	83	0
2202 WRIGHT TWP P2	60	38	73	1
2301 ZEELAND TWP P1	106	50	118	0
2302 ZEELAND TWP P2	304	76	153	1
2303 ZEELAND TWP P3	254	73	115	2

Statement of Votes Cast
Presque Isle County, MI
2016 General Primary

Date:08/09/16
Time:14:58:49
Page:75 of 163

SOVC For Jurisdiction Wide, All Counters, All Races

	DEM DI Congress							
	Reg. Voters	Times Counted	Total Votes	Jerry Cannon (DEM)		Lon Johnson (DEM)		Write-In Votes
Jurisdiction Wide								
Allis Township, Precinct 1	770	256	97	37	38.14%	60	61.86%	0 0.00%
Bearinger Township, Precinct 1	342	135	23	10	43.48%	13	56.52%	0 0.00%
Belknap Township, Precinct 1	564	211	18	7	38.89%	10	55.56%	1 5.56%
Bismarck Township, Precinct 1	328	108	21	10	47.62%	11	52.38%	0 0.00%
Case Township, Precinct 1	645	188	40	18	45.00%	22	55.00%	0 0.00%
Krakov Township, Precinct 1	580	185	53	16	30.19%	37	69.81%	0 0.00%
Metz Township, Precinct 1	219	79	19	10	52.63%	9	47.37%	0 0.00%
Moltke Township, Precinct 1	240	124	20	7	35.00%	13	65.00%	0 0.00%
North Allis Township, Precinct 1	402	109	31	13	41.94%	18	58.06%	0 0.00%
Ocqueoc Township, Precinct 1	542	185	52	17	32.69%	35	67.31%	0 0.00%
Posen Township, Precinct 1	622	204	52	19	36.54%	33	63.46%	0 0.00%
Presque Isle Township, Precinct 1	1602	530	133	33	24.81%	100	75.19%	0 0.00%
Pulawski Township, Precinct 1	243	90	32	16	50.00%	16	50.00%	0 0.00%
Rogers Township, Precinct 1	811	374	43	17	39.53%	26	60.47%	0 0.00%
City of Onaway, Precinct 1	644	144	34	24	70.59%	10	29.41%	0 0.00%
City of Rogers City, Precinct 1	1104	479	80	20	25.00%	60	75.00%	0 0.00%
City of Rogers City, Precinct 2	1088	461	69	26	37.68%	43	62.32%	0 0.00%
Total	10746	3862	817	300	36.72%	516	63.16%	1 0.12%

RECEIVED/FILED
MICHIGAN SECRETARY OF STATE
2016 AUG 19 AM 9:50
ELECTIONS/GREAT SEAL

Statement of Votes Cast
Presque Isle County, MI
2016 General Primary

Date:08/09/16
Time:14:58:49
Page:76 of 163

SOVC For Jurisdiction Wide, All Counters, All Races

DEM D106 St Rep									
	Reg. Voters	Times Counted	Total Votes	Robert Kennedy (DEM)		Erin Kieliszewski (DEM)		Write-In Votes	
Jurisdiction Wide									
Allis Township, Precinct 1	770	256	96	56	58.33%	39	40.63%	1	1.04%
Bearinger Township, Precinct 1	342	135	22	12	54.55%	10	45.45%	0	0.00%
Belknap Township, Precinct 1	564	211	17	7	41.18%	10	58.82%	0	0.00%
Bismarck Township, Precinct 1	328	108	21	10	47.62%	11	52.38%	0	0.00%
Case Township, Precinct 1	645	188	41	24	58.54%	16	39.02%	1	2.44%
Krakow Township, Precinct 1	580	185	55	27	49.09%	28	50.91%	0	0.00%
Metz Township, Precinct 1	219	79	22	14	63.64%	8	36.36%	0	0.00%
Moltke Township, Precinct 1	240	124	22	11	50.00%	11	50.00%	0	0.00%
North Allis Township, Precinct 1	402	109	33	22	66.67%	11	33.33%	0	0.00%
Ocqueoc Township, Precinct 1	542	185	51	29	56.86%	21	41.18%	1	1.96%
Posen Township, Precinct 1	622	204	58	17	29.31%	41	70.69%	0	0.00%
Presque Isle Township, Precinct 1	1602	530	146	69	47.26%	77	52.74%	0	0.00%
Pulawski Township, Precinct 1	243	90	37	16	43.24%	21	56.76%	0	0.00%
Rogers Township, Precinct 1	811	374	43	17	39.53%	25	58.14%	1	2.33%
City of Onaway, Precinct 1	644	144	38	26	68.42%	12	31.58%	0	0.00%
City of Rogers City, Precinct 1	1104	479	93	41	44.09%	52	55.91%	0	0.00%
City of Rogers City, Precinct 2	1088	461	74	40	54.05%	34	45.95%	0	0.00%
Total	10746	3862	869	438	50.40%	427	49.14%	4	0.46%

Statement of Votes Cast
Presque Isle County, MI
2016 General Primary

Date:08/09/16
Time:14:58:49
Page:2 of 163

SOVC For Jurisdiction Wide, All Counters, All Races

	REP D1 Congress									
	Reg. Voters	Times Counted	Total Votes	Jason Allen (REP)		Jack Bergman (REP)		Tom Casperson (REP)		Write-In Votes
Jurisdiction Wide										
Allis Township, Precinct 1	770	256	100	28	28.00%	47	47.00%	25	25.00%	0 0.00%
Bearinger Township, Precinct 1	342	135	109	21	19.27%	66	60.55%	21	19.27%	1 0.92%
Belknap Township, Precinct 1	564	211	178	58	32.58%	79	44.38%	40	22.47%	1 0.56%
Bismarck Township, Precinct 1	328	108	79	31	39.24%	34	43.04%	14	17.72%	0 0.00%
Case Township, Precinct 1	645	188	130	35	26.92%	74	56.92%	20	15.38%	1 0.77%
Krakow Township, Precinct 1	580	185	118	43	36.44%	44	37.29%	31	26.27%	0 0.00%
Metz Township, Precinct 1	219	79	52	18	34.62%	21	40.38%	13	25.00%	0 0.00%
Moltke Township, Precinct 1	240	124	93	21	22.58%	42	45.16%	30	32.26%	0 0.00%
North Allis Township, Precinct 1	402	109	63	20	31.75%	28	44.44%	15	23.81%	0 0.00%
Ocqueoc Township, Precinct 1	542	185	114	36	31.58%	51	44.74%	27	23.68%	0 0.00%
Posen Township, Precinct 1	622	204	133	69	51.88%	35	26.32%	29	21.80%	0 0.00%
Presque Isle Township, Precinct 1	1602	530	330	109	33.03%	144	43.64%	74	22.42%	3 0.91%
Pulawski Township, Precinct 1	243	90	45	18	40.00%	16	35.56%	11	24.44%	0 0.00%
Rogers Township, Precinct 1	811	374	297	90	30.30%	134	45.12%	72	24.24%	1 0.34%
City of Onaway, Precinct 1	644	144	90	28	31.11%	40	44.44%	22	24.44%	0 0.00%
City of Rogers City, Precinct 1	1104	479	340	147	43.24%	144	42.35%	48	14.12%	1 0.29%
City of Rogers City, Precinct 2	1088	461	353	125	35.41%	155	43.91%	69	19.55%	4 1.13%
Total	10746	3862	2624	897	34.18%	1154	43.98%	561	21.38%	12 0.46%

Statement of Votes Cast
Presque Isle County, MI
2016 General Primary

Date:08/09/16
Time:14:58:49
Page:3 of 163

SOVC For Jurisdiction Wide, All Counters, All Races

	REP D106 St Rep										
	Reg. Voters	Times Counted	Total Votes	Sue Allor (REP)		David Ladd Chandler (REP)		Jackie Krawczak (REP)		Jesse Osmer (REP)	
Jurisdiction Wide											
Allis Township, Precinct 1	770	256	98	51	52.04%	12	12.24%	16	16.33%	16	16.33%
Bearinger Township, Precinct 1	342	135	105	69	65.71%	15	14.29%	13	12.38%	8	7.62%
Belknap Township, Precinct 1	564	211	177	42	23.73%	10	5.65%	92	51.98%	32	18.08%
Bismarck Township, Precinct 1	328	108	78	29	37.18%	6	7.69%	32	41.03%	11	14.10%
Case Township, Precinct 1	645	188	123	63	51.22%	10	8.13%	35	28.46%	14	11.38%
Krakow Township, Precinct 1	580	185	121	37	30.58%	1	0.83%	67	55.37%	16	13.22%
Metz Township, Precinct 1	219	79	52	16	30.77%	2	3.85%	30	57.69%	4	7.69%
Moltke Township, Precinct 1	240	124	92	31	33.70%	6	6.52%	33	35.87%	22	23.91%
North Allis Township, Precinct 1	402	109	61	41	67.21%	5	8.20%	9	14.75%	6	9.84%
Ocqueoc Township, Precinct 1	542	185	109	58	53.21%	11	10.09%	23	21.10%	17	15.60%
Posen Township, Precinct 1	622	204	131	17	12.98%	6	4.58%	92	70.23%	16	12.21%
Presque Isle Township, Precinct 1	1602	530	338	90	26.63%	18	5.33%	149	44.08%	80	23.67%
Pulawski Township, Precinct 1	243	90	47	8	17.02%	3	6.38%	30	63.83%	5	10.64%
Rogers Township, Precinct 1	811	374	280	80	28.57%	22	7.86%	138	49.29%	39	13.93%
City of Onaway, Precinct 1	644	144	87	24	27.59%	14	16.09%	31	35.63%	18	20.69%
City of Rogers City, Precinct 1	1104	479	338	65	19.23%	14	4.14%	194	57.40%	64	18.93%
City of Rogers City, Precinct 2	1088	461	328	78	23.78%	19	5.79%	193	58.84%	37	11.28%
Total	10746	3862	2565	799	31.15%	174	6.78%	1177	45.89%	405	15.79%

Statement of Votes Cast
Presque Isle County, MI
2016 General Primary

Date:08/09/16
Time:14:58:49
Page:4 of 163

SOVC For Jurisdiction Wide, All Counters, All Races

	REP D106 St Rep		REP Co Pros Atty							
	Write-In Votes		Reg. Voters	Times Counted	Total Votes	Melissa Goodrich (REP)		Kenneth A. Radzibon (REP)		Write-In Votes
Jurisdiction Wide										
Allis Township, Precinct 1	3	3.06%	770	256	106	34	32.08%	72	67.92%	0 0.00%
Bearinger Township, Precinct 1	0	0.00%	342	135	99	57	57.58%	42	42.42%	0 0.00%
Belknap Township, Precinct 1	1	0.56%	564	211	187	69	36.90%	118	63.10%	0 0.00%
Bismarck Township, Precinct 1	0	0.00%	328	108	81	35	43.21%	46	56.79%	0 0.00%
Case Township, Precinct 1	1	0.81%	645	188	132	60	45.45%	72	54.55%	0 0.00%
Krakow Township, Precinct 1	0	0.00%	580	185	122	58	47.54%	64	52.46%	0 0.00%
Metz Township, Precinct 1	0	0.00%	219	79	52	30	57.69%	22	42.31%	0 0.00%
Moltke Township, Precinct 1	0	0.00%	240	124	93	28	30.11%	65	69.89%	0 0.00%
North Allis Township, Precinct 1	0	0.00%	402	109	65	18	27.69%	47	72.31%	0 0.00%
Ocqueoc Township, Precinct 1	0	0.00%	542	185	116	66	56.90%	50	43.10%	0 0.00%
Posen Township, Precinct 1	0	0.00%	622	204	138	50	36.23%	88	63.77%	0 0.00%
Presque Isle Township, Precinct 1	1	0.30%	1602	530	325	146	44.92%	178	54.77%	1 0.31%
Pulawski Township, Precinct 1	1	2.13%	243	90	47	23	48.94%	24	51.06%	0 0.00%
Rogers Township, Precinct 1	1	0.36%	811	374	311	150	48.23%	161	51.77%	0 0.00%
City of Onaway, Precinct 1	0	0.00%	644	144	97	49	50.52%	48	49.48%	0 0.00%
City of Rogers City, Precinct 1	1	0.30%	1104	479	369	156	42.28%	213	57.72%	0 0.00%
City of Rogers City, Precinct 2	1	0.30%	1088	461	366	174	47.54%	192	52.46%	0 0.00%
Total	10	0.39%	10746	3862	2706	1203	44.46%	1502	55.51%	1 0.04%

Election Summary Report
Presque Isle County, MI
2016 General Primary

Date:08/09/16
Time:14:51:47
Page:1 of 31

Summary For Jurisdiction Wide, All Counters, All Races

Registered Voters 10746 - Cards Cast 3862 35.94%

Num. Report Precinct 17 - Num. Reporting 17 100.00%

REP D1 Congress		REP	Total	
Number of Precincts			17	
Precincts Reporting			17	100.0 %
Times Counted			3862/10746	35.9 %
Total Votes			2624	
Jason Allen	REP	897	34.18%	
Jack Bergman	REP	1154	43.98%	
Tom Casperson	REP	561	21.38%	
Write-in Votes		12	0.46%	

REP D106 St Rep		REP	Total	
Number of Precincts			17	
Precincts Reporting			17	100.0 %
Times Counted			3862/10746	35.9 %
Total Votes			2565	
Sue Allor	REP	799	31.15%	
David Ladd Chandler	REP	174	6.78%	
Jackie Krawczak	REP	1177	45.89%	
Jesse Osmer	REP	405	15.79%	
Write-in Votes		10	0.39%	

REP Co Pros Atty		REP	Total	
Number of Precincts			17	
Precincts Reporting			17	100.0 %
Times Counted			3862/10746	35.9 %
Total Votes			2706	
Melissa Goodrich	REP	1203	44.46%	
Kenneth A. Radzibon	REP	1502	55.51%	
Write-in Votes		1	0.04%	

REP Co Sheriff		REP	Total	
Number of Precincts			17	
Precincts Reporting			17	100.0 %
Times Counted			3862/10746	35.9 %
Total Votes			2783	
Nathan Hentkowski	REP	385	13.83%	
Keilan E. Nims	REP	696	25.01%	
Robert W. Paschke	REP	1699	61.05%	
Write-in Votes		3	0.11%	

REP Co Clerk		REP	Total	
Number of Precincts			17	
Precincts Reporting			17	100.0 %
Times Counted			3862/10746	35.9 %
Total Votes			124	
Write-in Votes			124	100.00%

Election Summary Report
Presque Isle County, MI
2016 General Primary

Date:08/09/16
Time:14:51:47
Page:16 of 31

Summary For Jurisdiction Wide, All Counters, All Races

Registered Voters 10746 - Cards Cast 3862 35.94%

Num. Report Precinct 17 - Num. Reporting 17 100.00%

DEM D1 Congress		DEM	Total	
Number of Precincts			17	
Precincts Reporting			17	100.0 %
Times Counted			3862/10746	35.9 %
Total Votes			817	
Jerry Cannon	DEM	300	36.72%	
Lon Johnson	DEM	516	63.16%	
Write-in Votes		1	0.12%	

DEM D106 St Rep		DEM	Total	
Number of Precincts			17	
Precincts Reporting			17	100.0 %
Times Counted			3862/10746	35.9 %
Total Votes			869	
Robert Kennedy	DEM	438	50.40%	
Erin Kieliszewski	DEM	427	49.14%	
Write-in Votes		4	0.46%	

DEM Co Pros Atty		DEM	Total	
Number of Precincts			17	
Precincts Reporting			17	100.0 %
Times Counted			3862/10746	35.9 %
Total Votes			70	
Write-in Votes			70	100.00%

DEM Co Sheriff		DEM	Total	
Number of Precincts			17	
Precincts Reporting			17	100.0 %
Times Counted			3862/10746	35.9 %
Total Votes			527	
James Gibson	DEM	510	96.77%	
Write-in Votes		17	3.23%	

DEM Co Clerk		DEM	Total	
Number of Precincts			17	
Precincts Reporting			17	100.0 %
Times Counted			3862/10746	35.9 %
Total Votes			861	
Rachel Romel Galer	DEM	379	44.02%	
Ann Marie Main	DEM	482	55.98%	
Write-in Votes		0	0.00%	

Statement of Votes Cast
Roscommon County, MI
2016 General Primary

Date:08/04/16
Time:13:36:39
Page:1 of 152

SOVC For Jurisdiction Wide, All Counters, All Races

	TURN OUT			REP D4 Rep in Congress					
	Reg. Voters	Cards Cast	% Turnout	Reg. Voters	Times Counted	Total Votes	John Moolenaar (REP)	Write-In Votes	
Jurisdiction Wide									
AuSable Township, Precinct 1	221	50	22.62%	221	50	26	26 100.00%	0	0.00%
Backus Township, Precinct 1	252	56	22.22%	252	56	33	32 96.97%	1	3.03%
Denton Township, Precinct 1	2621	823	31.40%	2621	823	476	475 99.79%	1	0.21%
Denton Township, Precinct 2	2262	633	27.98%	2262	633	402	399 99.25%	3	0.75%
Gerrish Township, Precinct 1	2677	1208	45.13%	2677	1208	788	782 99.24%	6	0.76%
Higgins Township, Precinct 1	1592	353	22.17%	1592	353	215	214 99.53%	1	0.47%
Lake Township, Precinct 1	1171	411	35.10%	1171	411	202	201 99.50%	1	0.50%
Lyon Township, Precinct 1	1316	392	29.79%	1316	392	215	215 100.00%	0	0.00%
Markey Township, Precinct 1	2082	660	31.70%	2082	660	356	355 99.72%	1	0.28%
Nester Township, Precinct 1	273	73	26.74%	273	73	49	49 100.00%	0	0.00%
Richfield Township, Precinct 1	1768	557	31.50%	1768	557	208	208 100.00%	0	0.00%
Richfield Township, Precinct 2	1460	446	30.55%	1460	446	194	193 99.48%	1	0.52%
Roscommon Township, Precinct 1	1480	331	22.36%	1480	331	211	211 100.00%	0	0.00%
Roscommon Township, Precinct 2	2319	544	23.46%	2319	544	329	328 99.70%	1	0.30%
Total	21494	6537	30.41%	21494	6537	3704	3688 99.57%	16	0.43%

Statement of Votes Cast
Roscommon County, MI
2016 General Primary

Date:08/04/16
Time:13:36:40
Page:71 of 152

SOVC For Jurisdiction Wide, All Counters, All Races

	DEM D103 Representative							
	Reg. Voters	Times Counted	Total Votes	R Pillinger Daniels (DEM)	Brad Richards (DEM)	Tim Schaiberger (DEM)	Jordan Stancil (DEM)	
Jurisdiction Wide								
AuSable Township, Precinct 1	221	50	11	0 0.00%	5 45.45%	2 18.18%	4 36.36%	
Backus Township, Precinct 1	252	56	8	1 12.50%	1 12.50%	3 37.50%	3 37.50%	
Denton Township, Precinct 1	2621	823	194	70 36.08%	34 17.53%	44 22.68%	45 23.20%	
Denton Township, Precinct 2	2262	633	106	28 26.42%	27 25.47%	11 10.38%	40 37.74%	
Gerrish Township, Precinct 1	2677	1208	117	23 19.66%	15 12.82%	16 13.68%	63 53.85%	
Higgins Township, Precinct 1	1592	353	65	12 18.46%	10 15.38%	11 16.92%	32 49.23%	
Lake Township, Precinct 1	1171	411	99	37 37.37%	13 13.13%	14 14.14%	34 34.34%	
Lyon Township, Precinct 1	1316	392	92	21 22.83%	13 14.13%	13 14.13%	45 48.91%	
Markey Township, Precinct 1	2082	660	141	42 29.79%	32 22.70%	20 14.18%	45 31.91%	
Nester Township, Precinct 1	273	73	9	4 44.44%	3 33.33%	1 11.11%	1 11.11%	
Richfield Township, Precinct 1	1768	557	198	27 13.64%	41 20.71%	46 23.23%	83 41.92%	
Richfield Township, Precinct 2	1460	446	152	47 30.92%	31 20.39%	19 12.50%	54 35.53%	
Roscommon Township, Precinct 1	1480	331	67	22 32.84%	8 11.94%	9 13.43%	28 41.79%	
Roscommon Township, Precinct 2	2319	544	97	32 32.99%	21 21.65%	23 23.71%	21 21.65%	
Total	21494	6537	1356	366 26.99%	254 18.73%	232 17.11%	498 36.73%	

Statement of Votes Cast
Roscommon County, MI
2016 General Primary

Date:08/04/16
Time:13:36:40
Page:135 of 152

SOVC For Jurisdiction Wide, All Counters, All Races

THE WHOLE NUMBER OF VOTES GIVEN: REP D4 Rep in Congress
WAS 3704 (OF WHICH)

John Moolenaar (REP)	RECEIVED	3688
Write-In Votes	RECEIVED	16

THE WHOLE NUMBER OF VOTES GIVEN: REP D103 Representative
WAS 4129 (OF WHICH)

Vijay Kumar (REP)	RECEIVED	672
Daire L. Rendon (REP)	RECEIVED	3447
Write-In Votes	RECEIVED	10

THE WHOLE NUMBER OF VOTES GIVEN: REP Prosecuting Attorney
WAS 3665 (OF WHICH)

Mark D. Jernigan (REP)	RECEIVED	3636
Write-In Votes	RECEIVED	29

THE WHOLE NUMBER OF VOTES GIVEN: REP Sheriff
WAS 4081 (OF WHICH)

Edward Stern (REP)	RECEIVED	4067
Write-In Votes	RECEIVED	14

THE WHOLE NUMBER OF VOTES GIVEN: REP Clerk-Reg Deeds
WAS 4318 (OF WHICH)

Carole S. Ostling (REP)	RECEIVED	1554
Michelle M Stevenson (REP)	RECEIVED	2760
Write-In Votes	RECEIVED	4

THE WHOLE NUMBER OF VOTES GIVEN: REP Treasurer
WAS 3612 (OF WHICH)

Rebecca A. Ragan (REP)	RECEIVED	3598
Write-In Votes	RECEIVED	14

THE WHOLE NUMBER OF VOTES GIVEN: REP Road Commissioner
WAS 6012 (OF WHICH)

John Earley (REP)	RECEIVED	1761
Ray Good (REP)	RECEIVED	991
Thomas Mark McGinnis (REP)	RECEIVED	1395
Brian L. Vaughn (REP)	RECEIVED	1853
Write-In Votes	RECEIVED	12

THE WHOLE NUMBER OF VOTES GIVEN: REP Drain Commissioner
WAS 3365 (OF WHICH)

Rex Wolfson (REP)	RECEIVED	3344
-------------------	----------	------

Statement of Votes Cast
Roscommon County, MI
2016 General Primary
SOVC For Jurisdiction Wide, All Counters, All Races

Date:08/04/16
Time:13:36:40
Page:143 of 152

THE WHOLE NUMBER OF VOTES GIVEN: REP Delegate Richfield 1
WAS 9 (OF WHICH)

Write-In Votes	RECEIVED	9
----------------	----------	---

THE WHOLE NUMBER OF VOTES GIVEN: REP Delegate Richfield 2
WAS 260 (OF WHICH)

Connie M. Dusseau (REP)	RECEIVED	133
Dennis R. Dusseau (REP)	RECEIVED	122
Write-In Votes	RECEIVED	5

THE WHOLE NUMBER OF VOTES GIVEN: REP Delegate Rosco 1
WAS 471 (OF WHICH)

Garrett Heise (REP)	RECEIVED	132
John J. Kozma (REP)	RECEIVED	95
Judy A. Kozma (REP)	RECEIVED	84
Dick Pastula (REP)	RECEIVED	160
Write-In Votes	RECEIVED	0

THE WHOLE NUMBER OF VOTES GIVEN: REP Delegate Rosco 2
WAS 18 (OF WHICH)

Write-In Votes	RECEIVED	18
----------------	----------	----

THE WHOLE NUMBER OF VOTES GIVEN: DEM D4 Rep in Congress
WAS 441 (OF WHICH)

Write-In Votes	RECEIVED	441
----------------	----------	-----

THE WHOLE NUMBER OF VOTES GIVEN: DEM D103 Representative
WAS 1356 (OF WHICH)

R Pillinger Daniels (DEM)	RECEIVED	366
Brad Richards (DEM)	RECEIVED	254
Tim Schaiberger (DEM)	RECEIVED	232
Jordan Stancil (DEM)	RECEIVED	498
Write-In Votes	RECEIVED	6

THE WHOLE NUMBER OF VOTES GIVEN: DEM Prosecuting Attorney
WAS 230 (OF WHICH)

Write-In Votes	RECEIVED	230
----------------	----------	-----

THE WHOLE NUMBER OF VOTES GIVEN: DEM Sheriff
WAS 1302 (OF WHICH)

Tom Kelley (DEM)	RECEIVED	808
Carlee M. Robbins (DEM)	RECEIVED	483
Write-In Votes	RECEIVED	11

[illegible]

[illegible]

Saginaw County_Aug0216_E

August 2, 2016

Summary Report

Saginaw Co

Registration & Turnout	150,033	Voters
Election Day Turnout	16,747	11.16%
AV Polling Turnout	5,744	3.83%
Election Day Manual Entry Turnout	3	0.09%
SPR Host Turnout	3,782	2.52%
Total ...	26,276	17.51%
REP - US REPRESENTATIVE - 4TH DIST	13/13	100.00%
John Moolenaar	4,381	99.64%
Write-In	16	0.36%
Total ...	4,397	100.00%
REP - US REPRESENTATIVE - 5TH DIST	38/38	100.00%
Al Hardwick	1,916	99.53%
Write-In	9	0.47%
Total ...	1,925	100.00%
REP - STATE REPRESENTATIVE - 85TH DIST	0/0	0.00%
Hartmann Frederick Aue	119	8.11%
Robert Cottrell	142	9.68%
Ben Frederick	1,168	79.62%
George Sode	34	2.32%
Write-In	4	0.27%
Total ...	1,467	100.00%
REP - STATE REPRESENTATIVE - 94TH DIST	25/25	100.00%
Tim Kelly	4,056	99.80%
Write-In	8	0.20%
Total ...	4,064	100.00%
REP - STATE REPRESENTATIVE - 95TH DIST	26/26	100.00%
Dorothy Tanner	893	99.11%
Write-In	8	0.89%
Total ...	901	100.00%
REP - PROSECUTING ATTORNEY	51/51	100.00%
Write-In	475	100.00%
Total ...	475	100.00%
REP - SHERIFF	51/51	100.00%
Write-In	425	100.00%
Total ...	425	100.00%
REP - CLERK	51/51	100.00%
Amy R Carl	5,830	99.64%
Write-In	21	0.36%
Total ...	5,851	100.00%
REP - TREASURER	51/51	100.00%
Heather McLeod	5,854	99.61%
Write-In	23	0.39%
Total ...	5,877	100.00%
REP - REGISTER OF DEEDS	51/51	100.00%
Karen E Gerhardt	5,865	99.68%
Write-In	19	0.32%
Total ...	5,884	100.00%
REP - PUBLIC WORKS COMMISSIONER	51/51	100.00%
Richard Riebschleger	5,721	99.72%
Write-In	16	0.28%
Total ...	5,737	100.00%
REP - COUNTY COMMISSIONER DISTRICT 1	3/3	100.00%
Kathy Dwan	558	53.86%
Peter Willse	478	45.95%
Write-In	2	0.19%
Total ...	1,036	100.00%
REP - COUNTY COMMISSIONER DISTRICT 2	3/3	100.00%
Write-In	27	100.00%
Total ...	27	100.00%
REP - COUNTY COMMISSIONER DISTRICT 3	7/7	100.00%
Kirk Kilpatrick	409	61.14%
Michael Lash	259	38.71%
Write-In	1	0.15%
Total ...	669	100.00%
REP - COUNTY COMMISSIONER DISTRICT 4	5/5	100.00%
James M Graham	310	64.45%
Ursula A Steckert	170	35.34%
Write-In	1	0.21%
Total ...	481	100.00%
REP - COUNTY COMMISSIONER DISTRICT 5	6/6	100.00%
Jim Theisen	1,129	98.47%
Write-In	6	0.53%
Total ...	1,135	100.00%
REP - COUNTY COMMISSIONER DISTRICT 6	0/0	0.00%
Matthew E Gronda	322	34.04%
Kyle R Harris	620	65.54%
Write-In	4	0.42%
Total ...	946	100.00%
REP - COUNTY COMMISSIONER DISTRICT 7	2/2	100.00%
Write-In	32	100.00%
Total ...	32	100.00%
REP - COUNTY COMMISSIONER DISTRICT 8	6/6	100.00%
Dennis Krafft	784	100.00%
Write-In	0	0.00%
Total ...	784	100.00%
REP - COUNTY COMMISSIONER DISTRICT 9	8/8	100.00%
Write-In	4	100.00%
Total ...	4	100.00%
REP - COUNTY COMMISSIONER DISTRICT 10	5/5	100.00%
Write-In	12	100.00%
Total ...	12	100.00%
REP - COUNTY COMMISSIONER DISTRICT 11	6/6	100.00%
Mark Johnston	335	99.70%
Write-In	1	0.30%
Total ...	336	100.00%
REP - ALBEE TOWNSHIP SUPERVISOR	0/0	0.00%
Write-In	2	100.00%
Total ...	2	100.00%

August 2, 2016

Summary Report
Saginaw Co

REP - ALBEE TOWNSHIP CLERK	0/0	0.00%
Write-In	4	100.00%
Total ...	4	100.00%
REP - ALBEE TOWNSHIP TREASURER	0/0	0.00%
Write-In	3	100.00%
Total ...	3	100.00%
REP - ALBEE TOWNSHIP TRUSTEES	0/0	0.00%
Write-In	2	100.00%
Total ...	2	100.00%
REP - BIRCH RUN TOWNSHIP SUPERVISOR	0/0	0.00%
Raymond Letterman	192	100.00%
Write-In	0	0.00%
Total ...	192	100.00%
REP - BIRCH RUN TOWNSHIP CLERK	0/0	0.00%
Write-In	9	100.00%
Total ...	9	100.00%
REP - BIRCH RUN TOWNSHIP TREASURER	0/0	0.00%
Karen Parfberg	194	99.49%
Write-In	1	0.51%
Total ...	195	100.00%
REP - BIRCH RUN TOWNSHIP TRUSTEES	0/0	0.00%
Kurt W Kiessling	160	25.20%
Pam Moore	160	25.20%
Carleton J Norris	143	22.52%
Fred Sheridan	172	27.09%
Write-In	0	0.00%
Total ...	635	100.00%
REP - BLUMFIELD TOWNSHIP SUPERVISOR	0/0	0.00%
Wesley Reinbold	90	100.00%
Write-In	0	0.00%
Total ...	90	100.00%
REP - BLUMFIELD TOWNSHIP CLERK	0/0	0.00%
Lisa Roethlisberger	91	100.00%
Write-In	0	0.00%
Total ...	91	100.00%
REP - BLUMFIELD TOWNSHIP TREASURER	0/0	0.00%
Sandra Daenzer	92	100.00%
Write-In	0	0.00%
Total ...	92	100.00%
REP - BLUMFIELD TOWNSHIP TRUSTEES	0/0	0.00%
Eric Frahm	83	50.61%
Kenneth Huber	81	49.39%
Write-In	0	0.00%
Total ...	164	100.00%
REP - BRADY TOWNSHIP SUPERVISOR	0/0	0.00%
Steven Kienitz	79	97.53%
Write-In	2	2.47%
Total ...	81	100.00%
REP - BRADY TOWNSHIP CLERK	0/0	0.00%
Write-In	2	100.00%
Total ...	2	100.00%
REP - BRADY TOWNSHIP TREASURER	0/0	0.00%
Write-In	1	100.00%
Total ...	1	100.00%
REP - BRADY TOWNSHIP TRUSTEES	0/0	0.00%
Glen Reeves	80	100.00%
Write-In	0	0.00%
Total ...	80	100.00%
REP - BRANT TOWNSHIP SUPERVISOR	0/0	0.00%
Robert Fowler	99	96.12%
Write-In	4	3.88%
Total ...	103	100.00%
REP - BRANT TOWNSHIP CLERK	0/0	0.00%
Theresa K Morris	114	98.13%
Write-In	1	0.87%
Total ...	115	100.00%
REP - BRANT TOWNSHIP TREASURER	0/0	0.00%
Paula J Cooper	117	100.00%
Write-In	0	0.00%
Total ...	117	100.00%
REP - BRANT TOWNSHIP TRUSTEES	0/0	0.00%
Barbara Fowler	108	98.18%
Write-In	2	1.82%
Total ...	110	100.00%
REP - BRIDGEPORT TOWNSHIP SUPERVISOR	5/5	100.00%
Write-In	14	100.00%
Total ...	14	100.00%
REP - BRIDGEPORT TOWNSHIP CLERK	5/5	100.00%
Write-In	12	100.00%
Total ...	12	100.00%
REP - BRIDGEPORT TOWNSHIP TREASURER	5/5	100.00%
Write-In	12	100.00%
Total ...	12	100.00%
REP - BRIDGEPORT TOWNSHIP TRUSTEES	5/5	100.00%
Write-In	36	100.00%
Total ...	36	100.00%
REP - BUENA VISTA TOWNSHIP SUPERVISOR	5/5	100.00%
Write-In	3	100.00%
Total ...	3	100.00%
REP - BUENA VISTA TOWNSHIP CLERK	5/5	100.00%
Write-In	3	100.00%
Total ...	3	100.00%
REP - BUENA VISTA TOWNSHIP TREASURER	5/5	100.00%
Write-In	3	100.00%
Total ...	3	100.00%

August 2, 2016

Summary Report
Saginaw Co

REP - BUENA VISTA TOWNSHIP TRUSTEES	5/5	100.00%
Write-In	12	100.00%
Total ...	12	100.00%
REP - CARROLLTON TOWNSHIP SUPERVISOR	0/0	0.00%
Write-In	7	100.00%
Total ...	7	100.00%
REP - CARROLLTON TOWNSHIP CLERK	0/0	0.00%
Write-In	7	100.00%
Total ...	7	100.00%
REP - CARROLLTON TOWNSHIP TREASURER	0/0	0.00%
Write-In	7	100.00%
Total ...	7	100.00%
REP - CARROLLTON TOWNSHIP TRUSTEES	0/0	0.00%
Write-In	10	100.00%
Total ...	10	100.00%
REP - CHAPIN TOWNSHIP SUPERVISOR	0/0	0.00%
Robb C Maynard	114	67.06%
Dallas Suttiff	55	32.94%
Write-In	0	0.00%
Total ...	170	100.00%
REP - CHAPIN TOWNSHIP CLERK	0/0	0.00%
Write-In	8	100.00%
Total ...	8	100.00%
REP - CHAPIN TOWNSHIP TREASURER	0/0	0.00%
Cynthia j Campbell	99	60.37%
Michelle Kettler	63	38.41%
Write-In	2	1.22%
Total ...	164	100.00%
REP - CHAPIN TOWNSHIP TRUSTEES	0/0	0.00%
Jason Keck	131	61.79%
Brenda Kay Radabaugh	80	37.74%
Write-In	1	0.47%
Total ...	212	100.00%
REP - CHESANING TOWNSHIP SUPERVISOR	0/0	0.00%
Write-In	0	0.00%
Total ...	0	0.00%
REP - CHESANING TOWNSHIP CLERK	0/0	0.00%
Write-In	0	0.00%
Total ...	0	0.00%
REP - CHESANING TOWNSHIP TREASURER	0/0	0.00%
Write-In	0	0.00%
Total ...	0	0.00%
REP - CHESANING TOWNSHIP TRUSTEES	0/0	0.00%
Write-In	0	0.00%
Total ...	0	0.00%
REP - FRANKENMUTH TOWNSHIP SUPERVISOR	0/0	0.00%
Tim Hildner	174	100.00%
Write-In	0	0.00%
Total ...	174	100.00%
REP - FRANKENMUTH TOWNSHIP CLERK	0/0	0.00%
Luci Valone	163	100.00%
Write-In	0	0.00%
Total ...	163	100.00%
REP - FRANKENMUTH TOWNSHIP TREASURER	0/0	0.00%
Kathy Marshall	165	100.00%
Write-In	0	0.00%
Total ...	165	100.00%
REP - FRANKENMUTH TOWNSHIP TRUSTEES	0/0	0.00%
Thomas J Bierlein	132	37.71%
Jeff Frahm	139	39.71%
John D Wamick	79	22.57%
Write-In	0	0.00%
Total ...	350	100.00%
REP - FREMONT TOWNSHIP SUPERVISOR	0/0	0.00%
Donald LaClair	122	100.00%
Write-In	0	0.00%
Total ...	122	100.00%
REP - FREMONT TOWNSHIP CLERK	0/0	0.00%
Write-In	5	100.00%
Total ...	5	100.00%
REP - FREMONT TOWNSHIP TREASURER	0/0	0.00%
Mary Kay Savage	118	99.16%
Write-In	1	0.84%
Total ...	119	100.00%
REP - FREMONT TOWNSHIP TRUSTEES	0/0	0.00%
Richard G Kushion	90	47.62%
Matthew D Sobieski	99	52.38%
Write-In	0	0.00%
Total ...	189	100.00%
REP - JAMES TOWNSHIP SUPERVISOR	0/0	0.00%
Write-In	1	100.00%
Total ...	1	100.00%
REP - JAMES TOWNSHIP CLERK	0/0	0.00%
Thomas J Dierich	72	100.00%
Write-In	0	0.00%
Total ...	72	100.00%
REP - JAMES TOWNSHIP TREASURER	0/0	0.00%
Joanne E Boehler	70	100.00%
Write-In	0	0.00%
Total ...	70	100.00%
REP - JAMES TOWNSHIP TRUSTEES	0/0	0.00%
Kathy A Hoepfner	70	100.00%
Write-In	0	0.00%
Total ...	70	100.00%
REP - JAMES TOWNSHIP PARKS COMMISSION	0/0	0.00%
Shari Avila Bohn	51	44.74%
Jessica Taylor	62	54.39%

Saginaw County_Aug0216_E

August 2, 2016

Summary Report
Saginaw Co

REP - JAMES TOWNSHIP PARKS COMMISSION (continued...)	0/0	0.00%
Write-In	1	0.88%
Total ...	114	100.00%
REP - JONESFIELD TOWNSHIP SUPERVISOR	0/0	0.00%
Larry Tibbits	78	98.73%
Write-In	1	1.27%
Total ...	79	100.00%
REP - JONESFIELD TOWNSHIP CLERK	0/0	0.00%
Rochelle Siler	86	98.85%
Write-In	1	1.15%
Total ...	87	100.00%
REP - JONESFIELD TOWNSHIP TREASURER	0/0	0.00%
Mildred Parker	79	98.75%
Write-In	1	1.25%
Total ...	80	100.00%
REP - JONESFIELD TOWNSHIP TRUSTEES	0/0	0.00%
Julie Foye	71	51.45%
Kathy Nock	65	47.10%
Write-In	2	1.45%
Total ...	138	100.00%
REP - KOCHVILLE TOWNSHIP SUPERVISOR	0/0	0.00%
Write-In	1	100.00%
Total ...	1	100.00%
REP - KOCHVILLE TOWNSHIP CLERK	0/0	0.00%
Write-In	1	100.00%
Total ...	1	100.00%
REP - KOCHVILLE TOWNSHIP TREASURER	0/0	0.00%
Lyle D Brewster	60	98.36%
Write-In	1	1.64%
Total ...	61	100.00%
REP - KOCHVILLE TOWNSHIP TRUSTEES	0/0	0.00%
Edward C Thon	63	100.00%
Write-In	0	0.00%
Total ...	63	100.00%
REP - LAKEFIELD TOWNSHIP SUPERVISOR	0/0	0.00%
Terry T Crevia	50	100.00%
Write-In	0	0.00%
Total ...	50	100.00%
REP - LAKEFIELD TOWNSHIP CLERK	0/0	0.00%
Tracey L Slodowski	46	100.00%
Write-In	0	0.00%
Total ...	46	100.00%
REP - LAKEFIELD TOWNSHIP TREASURER	0/0	0.00%
Mary Lou Fischer	47	100.00%
Write-In	0	0.00%
Total ...	47	100.00%
REP - LAKEFIELD TOWNSHIP TRUSTEES	0/0	0.00%
Donald F Rohn Jr	49	100.00%
Write-In	0	0.00%
Total ...	49	100.00%
REP - MAPLE GROVE TOWNSHIP SUPERVISOR	0/0	0.00%
Write-In	4	100.00%
Total ...	4	100.00%
REP - MAPLE GROVE TOWNSHIP CLERK	0/0	0.00%
Write-In	4	100.00%
Total ...	4	100.00%
REP - MAPLE GROVE TOWNSHIP TREASURER	0/0	0.00%
Write-In	5	100.00%
Total ...	5	100.00%
REP - MAPLE GROVE TOWNSHIP TRUSTEES	0/0	0.00%
Write-In	4	100.00%
Total ...	4	100.00%
REP - MARION TOWNSHIP SUPERVISOR	0/0	0.00%
Ray Sholtz	62	98.41%
Write-In	1	1.59%
Total ...	63	100.00%
REP - MARION TOWNSHIP CLERK	0/0	0.00%
Seth Goschka	61	96.83%
Write-In	2	3.17%
Total ...	63	100.00%
REP - MARION TOWNSHIP TREASURER	0/0	0.00%
Heidi Behnke	62	100.00%
Write-In	0	0.00%
Total ...	62	100.00%
REP - MARION TOWNSHIP TRUSTEES	0/0	0.00%
Brad A Becker	47	47.00%
Gerald Starke	53	53.00%
Write-In	0	0.00%
Total ...	100	100.00%
REP - RICHLAND TOWNSHIP SUPERVISOR	0/0	0.00%
Brian R Frederick	271	50.00%
Joel F Wardin	271	50.00%
Write-In	0	0.00%
Total ...	542	100.00%
REP - RICHLAND TOWNSHIP CLERK	0/0	0.00%
Renee R Herhold	322	61.80%
Bernard Neuenfeldt	199	38.20%
Write-In	0	0.00%
Total ...	521	100.00%
REP - RICHLAND TOWNSHIP TREASURER	0/0	0.00%
David B Earley	281	52.13%
Daniel R Preuss	258	47.87%
Write-In	0	0.00%
Total ...	539	100.00%
REP - RICHLAND TOWNSHIP TRUSTEES	0/0	0.00%
Susan K Neuenfeldt	415	99.28%

August 2, 2016

Summary Report
Saginaw Co

REP - RICHLAND TOWNSHIP TRUSTEES (continued...)	0/0	0.00%
Write-In	3	0.72%
Total ...	418	100.00%
REP - RICHLAND TOWNSHIP PARK BOARD	0/0	0.00%
Carol L Conger	302	13.70%
Lisa Smith Hagarty	337	15.28%
Mark Hingston	375	17.01%
Chuck Koons	306	13.88%
Virginia A Lisik	310	14.06%
Matthew G Lockwood	282	12.79%
Greg Mallek	293	13.29%
Write-In	0	0.00%
Total ...	2,205	100.00%
REP - SAGINAW TOWNSHIP SUPERVISOR	16/16	100.00%
Write-In	87	100.00%
Total ...	87	100.00%
REP - SAGINAW TOWNSHIP CLERK	16/16	100.00%
Shirley M Wazny	1,366	99.78%
Write-In	3	0.22%
Total ...	1,369	100.00%
REP - SAGINAW TOWNSHIP TREASURER	16/16	100.00%
Steven G Gerhardt	1,301	99.77%
Write-In	3	0.23%
Total ...	1,304	100.00%
REP - SAGINAW TOWNSHIP TRUSTEES	16/16	100.00%
Florence P Connolly	1,139	24.84%
Beverly J Dorion	1,101	24.01%
Jon R Howell	1,116	24.34%
James S Kelly	1,228	26.78%
Write-In	1	0.02%
Total ...	4,585	100.00%
REP - SAGINAW TOWNSHIP PARKS COMMISSION	16/16	100.00%
David J Biver	1,072	24.06%
Jack P Cleveland	1,135	25.48%
Peter Ryan	1,141	25.61%
Mike Whelton	1,093	24.53%
Write-In	14	0.31%
Total ...	4,455	100.00%
REP - SPAULDING TOWNSHIP SUPERVISOR	0/0	0.00%
Richard E Leach	54	100.00%
Write-In	0	0.00%
Total ...	54	100.00%
REP - SPAULDING TOWNSHIP CLERK	0/0	0.00%
Jerry Fish	51	100.00%
Write-In	0	0.00%
Total ...	51	100.00%
REP - SPAULDING TOWNSHIP TREASURER	0/0	0.00%
Write-In	2	100.00%
Total ...	2	100.00%
REP - SPAULDING TOWNSHIP TRUSTEES	0/0	0.00%
Donald Sutto II	52	100.00%
Write-In	0	0.00%
Total ...	52	100.00%
REP - ST CHARLES TOWNSHIP SUPERVISOR	0/0	0.00%
Tom Sargent	95	97.94%
Write-In	2	2.06%
Total ...	97	100.00%
REP - ST CHARLES TOWNSHIP CLERK	0/0	0.00%
Write-In	4	100.00%
Total ...	4	100.00%
REP - ST CHARLES TOWNSHIP TREASURER	0/0	0.00%
Write-In	4	100.00%
Total ...	4	100.00%
REP - ST CHARLES TOWNSHIP TRUSTEES	0/0	0.00%
Louis P Butko III	70	48.95%
Charles Mick Levens Jr	73	51.05%
Write-In	0	0.00%
Total ...	143	100.00%
REP - SWAN CREEK TOWNSHIP SUPERVISOR	0/0	0.00%
Write-In	3	100.00%
Total ...	3	100.00%
REP - SWAN CREEK TOWNSHIP CLERK	0/0	0.00%
Timothy Krzeszewski	88	100.00%
Write-In	0	0.00%
Total ...	88	100.00%
REP - SWAN CREEK TOWNSHIP TREASURER	0/0	0.00%
Thomas A Krzeszewski	87	100.00%
Write-In	0	0.00%
Total ...	87	100.00%
REP - SWAN CREEK TOWNSHIP TRUSTEES	0/0	0.00%
Andrew R Kushion	90	100.00%
Write-In	0	0.00%
Total ...	90	100.00%
REP - TAYMOUTH TOWNSHIP SUPERVISOR	0/0	0.00%
Dennis A Fent	125	98.43%
Write-In	2	1.57%
Total ...	127	100.00%
REP - TAYMOUTH TOWNSHIP CLERK	0/0	0.00%
Write-In	11	100.00%
Total ...	11	100.00%
REP - TAYMOUTH TOWNSHIP TREASURER	0/0	0.00%
Write-In	8	100.00%
Total ...	8	100.00%
REP - TAYMOUTH TOWNSHIP TRUSTEES	0/0	0.00%
Nadine L Bosley	97	48.26%
Thomas A Latty Jr	103	51.24%
Write-In	1	0.50%
Total ...	201	100.00%
REP - THOMAS TOWNSHIP SUPERVISOR	7/7	100.00%
Robert A Weise	719	99.86%

Saginaw County_Aug0216_E
August 2, 2016
Summary Report
Saginaw Co

REP - THOMAS TOWNSHIP SUPERVISOR (continued...)	7/7	100.00%
Write-In	1	0.14%
Total ...	720	100.00%
REP - THOMAS TOWNSHIP CLERK	7/7	100.00%
Edward Brosowski	708	100.00%
Write-In	0	0.00%
Total ...	708	100.00%
REP - THOMAS TOWNSHIP TREASURER	7/7	100.00%
Vern Weber	695	100.00%
Write-In	0	0.00%
Total ...	695	100.00%
REP - THOMAS TOWNSHIP TRUSTEES	7/7	100.00%
Thomas Radewahn	629	25.82%
Ellen Ryder-Petre	587	24.10%
David A Sommers	603	24.75%
Michael Thayer	613	25.16%
Write-In	4	0.16%
Total ...	2,436	100.00%
REP - THOMAS TOWNSHIP PARKS REC	7/7	100.00%
Angela Meattle Alworden	426	10.86%
Scott Branch	520	13.26%
Tara DeLine	459	11.71%
Craig J Monahan	562	14.33%
Bryan G Mrozinski	512	13.06%
Carly Rusch	443	11.30%
Dean Rusch	489	12.47%
Stephanie Wirtz	508	12.96%
Write-In	2	0.05%
Total ...	3,921	100.00%
REP - TITTABAWASSEE TOWNSHIP SUPERVISOR	0/0	0.00%
Rick Hayes	478	99.17%
Write-In	4	0.83%
Total ...	482	100.00%
REP - TITTABAWASSEE TOWNSHIP CLERK	0/0	0.00%
Write-In	22	100.00%
Total ...	22	100.00%
REP - TITTABAWASSEE TOWNSHIP TREASURER	0/0	0.00%
Tracy L Reimus	445	99.55%
Write-In	2	0.45%
Total ...	447	100.00%
REP - TITTABAWASSEE TOWNSHIP TRUSTEES	0/0	0.00%
Wayne V King	298	18.08%
Thomas Metiva	363	22.03%
Carl Neuenfeldt	342	20.75%
Scott A Schroder	248	15.05%
Paul S Vasold	396	24.03%
Write-In	1	0.06%
Total ...	1,648	100.00%
REP - ZILWAUKEE TOWNSHIP SUPERVISOR	0/0	0.00%
Scott Clark	7	100.00%
Write-In	0	0.00%
Total ...	7	100.00%
REP - ZILWAUKEE TOWNSHIP CLERK	0/0	0.00%
Patricia Bradt	5	100.00%
Write-In	0	0.00%
Total ...	5	100.00%
REP - ZILWAUKEE TOWNSHIP TREASURER	0/0	0.00%
Kristin M Schanck	6	100.00%
Write-In	0	0.00%
Total ...	6	100.00%
REP - ZILWAUKEE TOWNSHIP TRUSTEES	0/0	0.00%
Catherine VanGiarcom	6	100.00%
Write-In	0	0.00%
Total ...	6	100.00%
REP - ALBEE TWP PCT DELEGATE - REP	0/0	0.00%
Suzanne Giuliani	30	100.00%
Write-In	0	0.00%
Total ...	30	100.00%
REP - BIRCH RUN TWP PCT 1 DELEGATE - REP	0/0	0.00%
Write-In	11	100.00%
Total ...	11	100.00%
REP - BIRCH RUN TWP PCT 2 DELEGATE - REP	0/0	0.00%
Ryan McReynolds	19	100.00%
Write-In	0	0.00%
Total ...	19	100.00%
REP - BIRCH RUN TWP PCT 3 DELEGATE - REP	0/0	0.00%
Suzanne Hall	68	98.65%
Write-In	1	1.45%
Total ...	69	100.00%
REP - BLUMFIELD TWP PCT DELEGATE - REP	0/0	0.00%
Write-In	15	100.00%
Total ...	15	100.00%
REP - BRADY TWP PCT DELEGATE - REP	0/0	0.00%
Write-In	0	0.00%
Total ...	0	0.00%
REP - BRANT TWP PCT DELEGATE - REP	0/0	0.00%
Mike Goschka	107	61.85%
Dennis S Lichen	65	37.57%
Write-In	1	0.58%
Total ...	173	100.00%
REP - BRIDGEPORT TWP PCT 1 DELEGATE - REP	1/1	100.00%
Write-In	12	100.00%
Total ...	12	100.00%
REP - BRIDGEPORT TWP PCT 2 DELEGATE - REP	1/1	100.00%
Write-In	4	100.00%
Total ...	4	100.00%
REP - BRIDGEPORT TWP PCT 3 DELEGATE - REP	1/1	100.00%
Write-In	20	100.00%
Total ...	20	100.00%

Saginaw County_Aug0216_E
August 2, 2016
Summary Report
Saginaw Co

REP - BRIDGEPORT TWP PCT 4 DELEGATE - REP	1/1	100.00%
Anne Marie Leonard	21	84.00%
Write-In	4	16.00%
Total ...	25	100.00%
REP - BRIDGEPORT TWP PCT 5 DELEGATE - REP	1/1	100.00%
Write-In	8	100.00%
Total ...	8	100.00%
REP - BUENA VISTA TWP PCT 1 DELEGATE - REP	1/1	100.00%
Write-In	4	100.00%
Total ...	4	100.00%
REP - BUENA VISTA TWP PCT 2 DELEGATE - REP	1/1	100.00%
Write-In	2	100.00%
Total ...	2	100.00%
REP - BUENA VISTA TWP PCT 3 DELEGATE - REP	0/1	0.00%
Write-In	0	0.00%
Total ...	0	0.00%
REP - BUENA VISTA TWP PCT 4 DELEGATE - REP	0/1	0.00%
Write-In	0	0.00%
Total ...	0	0.00%
REP - BUENA VISTA TWP PCT 5 DELEGATE - REP	0/1	0.00%
Write-In	0	0.00%
Total ...	0	0.00%
REP - CARROLLTON TWP PCT 1 DELEGATE - REP	0/0	0.00%
Naomi Ramon Krzyzaniak	30	100.00%
Write-In	0	0.00%
Total ...	30	100.00%
REP - CARROLLTON TWP PCT 2 DELEGATE - REP	0/0	0.00%
Phil Platko	40	100.00%
Write-In	0	0.00%
Total ...	40	100.00%
REP - CHAPIN TWP PCT DELEGATE - REP	0/0	0.00%
Write-In	11	100.00%
Total ...	11	100.00%
REP - CHESAMING TWP PCT 1 DELEGATE - REP	0/0	0.00%
Write-In	4	100.00%
Total ...	4	100.00%
REP - CHESAMING TWP PCT 2 DELEGATE - REP	0/0	0.00%
Kyle R Harris	105	98.33%
Write-In	4	3.67%
Total ...	109	100.00%
REP - FRANKENMUTH TWP PCT 1 DELEGATE - REP	0/0	0.00%
Write-In	0	0.00%
Total ...	0	0.00%
REP - FRANKENMUTH TWP PCT 2 DELEGATE - REP	0/0	0.00%
Write-In	1	100.00%
Total ...	1	100.00%
REP - FREMONT TWP PCT DELEGATE - REP	0/0	0.00%
Roselyn D Argyle	103	92.79%
Write-In	8	7.21%
Total ...	111	100.00%
REP - JAMES TWP PCT DELEGATE - REP	0/0	0.00%
Gary Kopta	65	100.00%
Write-In	0	0.00%
Total ...	65	100.00%
REP - JONESFIELD TWP PCT DELEGATE - REP	0/0	0.00%
Paul E Strasel	63	88.73%
Write-In	8	11.27%
Total ...	71	100.00%
REP - KOCHVILLE TWP PCT DELEGATE - REP	0/0	0.00%
Write-In	0	0.00%
Total ...	0	0.00%
REP - LAKEFIELD TWP PCT DELEGATE - REP	0/0	0.00%
Kenneth L Bigelow Jr	46	95.83%
Write-In	2	4.17%
Total ...	48	100.00%
REP - MAPLE GROVE TWP PCT DELEGATE - REP	0/0	0.00%
David L Gillie	53	100.00%
Write-In	0	0.00%
Total ...	53	100.00%
REP - MARION TWP PCT DELEGATE - REP	0/0	0.00%
Write-In	3	100.00%
Total ...	3	100.00%
REP - RICHLAND TWP PCT 1 DELEGATE - REP	0/0	0.00%
Write-In	9	100.00%
Total ...	9	100.00%
REP - RICHLAND TWP PCT 2 DELEGATE - REP	0/0	0.00%
Carl Hubinger	131	46.95%
Sarah Wurtzel-Brooks	145	51.97%
Write-In	3	1.08%
Total ...	279	100.00%
REP - SAGINAW TWP PCT 1 DELEGATE - REP	1/1	100.00%
Florence P Connolly	46	97.87%
Write-In	1	2.13%
Total ...	47	100.00%
REP - SAGINAW TWP PCT 2 DELEGATE - REP	1/1	100.00%
Debbie Bula	78	22.87%
Steven G Gerhardt	84	24.63%
Stone Kelly	74	21.70%
Tim Kelly	102	29.91%
Write-In	3	0.88%
Total ...	341	100.00%
REP - SAGINAW TWP PCT 3 DELEGATE - REP	1/1	100.00%
Charles A Asiala	73	32.88%
Erva J Asiala	75	33.78%
Henry William Wolf	74	33.33%

August 2, 2016

Summary Report
Saginaw Co

REP - SAGINAW TWP PCT 3 DELEGATE - REP (continued...)	0/1	0.00%
Write-In	0	0.00%
Total ...	222	100.00%
REP - SAGINAW TWP PCT 4 DELEGATE - REP	1/1	100.00%
Write-In	8	100.00%
Total ...	8	100.00%
REP - SAGINAW TWP PCT 5 DELEGATE - REP	1/1	100.00%
Marcella Jodway	73	32.16%
Constance Reppuhn	79	34.80%
Rich Spitzer	75	33.04%
Write-In	0	0.00%
Total ...	227	100.00%
REP - SAGINAW TWP PCT 6 DELEGATE - REP	1/1	100.00%
Sharon E Coffey	121	52.16%
Leona A Perry	108	46.55%
Write-In	3	1.29%
Total ...	232	100.00%
REP - SAGINAW TWP PCT 7 DELEGATE - REP	1/1	100.00%
Gloria Hansen	96	34.66%
Herbert Hansen	91	32.85%
Eva Roberts	90	32.49%
Write-In	0	0.00%
Total ...	277	100.00%
REP - SAGINAW TWP PCT 8 DELEGATE - REP	1/1	100.00%
Write-In	1	100.00%
Total ...	1	100.00%
REP - SAGINAW TWP PCT 9 DELEGATE - REP	1/1	100.00%
Janet Lichon	96	50.00%
Jim Lisee	92	47.92%
Write-In	4	2.08%
Total ...	192	100.00%
REP - SAGINAW TWP PCT 10 DELEGATE - REP	1/1	100.00%
Jan L Tolley	78	100.00%
Write-In	0	0.00%
Total ...	78	100.00%
REP - SAGINAW TWP PCT 11 DELEGATE - REP	1/1	100.00%
Write-In	2	100.00%
Total ...	2	100.00%
REP - SAGINAW TWP PCT 12 DELEGATE - REP	1/1	100.00%
Ruth A Braun	68	100.00%
Write-In	0	0.00%
Total ...	68	100.00%
REP - SAGINAW TWP PCT 13 DELEGATE - REP	1/1	100.00%
Matthew Serube	62	34.44%
Cassandra Moffitt	58	32.22%
Thom Moffitt	59	32.78%
Write-In	1	0.56%
Total ...	180	100.00%
REP - SAGINAW TWP PCT 14 DELEGATE - REP	1/1	100.00%
Write-In	17	100.00%
Total ...	17	100.00%
REP - SAGINAW TWP PCT 15 DELEGATE - REP	1/1	100.00%
Write-In	15	100.00%
Total ...	15	100.00%
REP - SAGINAW TWP PCT 16 DELEGATE - REP	1/1	100.00%
Felicia D Horton	98	22.95%
Sandra Kahn	118	27.63%
Myrna Lehr	101	23.65%
Michelle McGill	110	25.78%
Write-In	0	0.00%
Total ...	427	100.00%
REP - SPAULDING TWP PCT DELEGATE - REP	0/0	0.00%
Heather McLeod	53	62.35%
Rachel Murdock	31	36.47%
Write-In	1	1.18%
Total ...	85	100.00%
REP - ST CHARLES TWP PCT 1 DELEGATE - REP	0/0	0.00%
Rachel Hart	35	52.24%
Mary L Moylan	31	46.27%
Write-In	1	1.49%
Total ...	67	100.00%
REP - ST CHARLES TWP PCT 2 DELEGATE - REP	0/0	0.00%
Write-In	5	100.00%
Total ...	5	100.00%
REP - SWAN CREEK TWP PCT DELEGATE - REP	0/0	0.00%
Write-In	24	100.00%
Total ...	24	100.00%
REP - TAYMOUTH TWP PCT 1 DELEGATE - REP	0/0	0.00%
Write-In	8	100.00%
Total ...	8	100.00%
REP - TAYMOUTH TWP PCT 2 DELEGATE - REP	0/0	0.00%
Joyce Savage Bartholomew	49	52.13%
Kenneth J Snyder	45	47.67%
Write-In	0	0.00%
Total ...	94	100.00%
REP - THOMAS TWP PCT 1 DELEGATE - REP	1/1	100.00%
Helene Wiltse	101	22.95%
Peter Wiltse	109	24.77%
Alice M Wurtzel	107	24.32%
Patrick Wurtzel	116	26.36%
Write-In	7	1.59%
Total ...	440	100.00%
REP - THOMAS TWP PCT 2 DELEGATE - REP	1/1	100.00%
R Scott Gilmore	69	45.94%
Lisa Beth Heinz	77	52.38%
Write-In	1	0.68%
Total ...	147	100.00%
REP - THOMAS TWP PCT 3 DELEGATE - REP	1/1	100.00%
Write-In	4	100.00%
Total ...	4	100.00%

August 2, 2016

Summary Report
Saginaw Co

REP - THOMAS TWP PCT 4 DELEGATE - REP	1/1	100.00%
Richard Blazejewski	78	52.00%
Sally Jo Rusch	72	48.00%
Write-In	0	0.00%
Total ...	150	100.00%
REP - THOMAS TWP PCT 5 DELEGATE - REP	1/1	100.00%
Write-In	11	100.00%
Total ...	11	100.00%
REP - THOMAS TWP PCT 6 DELEGATE - REP	1/1	100.00%
Geary S Morrill	104	31.61%
Stefanie A Simmet	106	32.22%
Robert A Weise	117	35.56%
Write-In	2	0.61%
Total ...	329	100.00%
REP - THOMAS TWP PCT 7 DELEGATE - REP	1/1	100.00%
Nancy M Dillon	67	34.18%
Donald Dale Milne	66	33.67%
Marjorie Thompson	63	32.14%
Write-In	0	0.00%
Total ...	196	100.00%
REP - TITTABAWASSEE TWP PCT 1 DELEGATE - REP	0/0	0.00%
Carl Neuenfeldt	101	99.02%
Write-In	1	0.98%
Total ...	102	100.00%
REP - TITTABAWASSEE TWP PCT 2 DELEGATE - REP	0/0	0.00%
Jeffrey J Dwan	105	15.67%
Kathy Dwan	122	18.21%
Rick Hayes	118	17.61%
James Newvine	96	14.33%
Kathleen J Vasold	117	17.46%
Warren W Vasold	110	16.42%
Write-In	2	0.30%
Total ...	670	100.00%
REP - TITTABAWASSEE TWP PCT 3 DELEGATE - REP	0/0	0.00%
Robert Anderson	60	33.52%
Catherine L Zemanek	61	34.08%
Tom Zemanek	57	31.84%
Write-In	1	0.56%
Total ...	179	100.00%
REP - TITTABAWASSEE TWP PCT 4 DELEGATE - REP	0/0	0.00%
John VanDaele	113	99.12%
Write-In	1	0.88%
Total ...	114	100.00%
REP - ZILWAUKEE TWP PCT DELEGATE - REP	0/0	0.00%
Write-In	0	0.00%
Total ...	0	0.00%
REP - CITY OF FRANKENMUTH PCT 1 DELEGATE - REP	1/1	100.00%
Veronica Horn	170	52.15%
Amy R Carl	151	46.32%
Write-In	5	1.53%
Total ...	326	100.00%
REP - CITY OF FRANKENMUTH PCT 2 DELEGATE - REP	1/1	100.00%
Karen Louise Martin	102	41.63%
William Rummel	139	56.73%
Write-In	4	1.63%
Total ...	245	100.00%
REP - CITY OF SAGINAW PCT 1 DELEGATE - REP	0/1	0.00%
Write-In	0	0.00%
Total ...	0	0.00%
REP - CITY OF SAGINAW PCT 2 DELEGATE - REP	0/1	0.00%
Write-In	0	0.00%
Total ...	0	0.00%
REP - CITY OF SAGINAW PCT 3 DELEGATE - REP	1/1	100.00%
Write-In	1	100.00%
Total ...	1	100.00%
REP - CITY OF SAGINAW PCT 4 DELEGATE - REP	1/1	100.00%
Write-In	1	100.00%
Total ...	1	100.00%
REP - CITY OF SAGINAW PCT 5 DELEGATE - REP	0/1	0.00%
Write-In	0	0.00%
Total ...	0	0.00%
REP - CITY OF SAGINAW PCT 6 DELEGATE - REP	0/1	0.00%
Write-In	0	0.00%
Total ...	0	0.00%
REP - CITY OF SAGINAW PCT 7 DELEGATE - REP	1/1	100.00%
Write-In	6	100.00%
Total ...	6	100.00%
REP - CITY OF SAGINAW PCT 8 DELEGATE - REP	0/1	0.00%
Write-In	0	0.00%
Total ...	0	0.00%
REP - CITY OF SAGINAW PCT 9 DELEGATE - REP	1/1	100.00%
Write-In	9	100.00%
Total ...	9	100.00%
REP - CITY OF SAGINAW PCT 10 DELEGATE - REP	1/1	100.00%
Mark Johnston	30	33.71%
Gregory Carl Schmid	31	34.83%
Ryan Zamora	27	30.34%
Write-In	1	1.12%
Total ...	89	100.00%
REP - CITY OF SAGINAW PCT 11 DELEGATE - REP	1/1	100.00%
Jim Berghoff	28	100.00%
Write-In	0	0.00%
Total ...	28	100.00%
REP - CITY OF SAGINAW PCT 12 DELEGATE - REP	1/1	100.00%
John J Milne	24	51.06%
Sharon L Potts	22	46.81%
Write-In	1	2.13%
Total ...	47	100.00%
REP - CITY OF SAGINAW PCT 13 DELEGATE - REP	1/1	100.00%
Amanda B Rambo	30	50.00%

Saginaw County_Aug0216_E

August 2, 2016

Summary Report
Saginaw Co

REP - CITY OF SAGINAW PCT 13 DELEGATE - REP (continued...)	1/1	100.00%
Matthew Rambo	28	46.67%
Write-In	2	3.33%
Total ...	50	100.00%
REP - CITY OF SAGINAW PCT 14 DELEGATE - REP	1/1	100.00%
Shari DeFore-Crozier	43	100.00%
Write-In	0	0.00%
Total ...	43	100.00%
REP - CITY OF SAGINAW PCT 15 DELEGATE - REP	1/1	100.00%
Write-In	8	100.00%
Total ...	8	100.00%
REP - CITY OF SAGINAW PCT 16 DELEGATE - REP	1/1	100.00%
Write-In	22	100.00%
Total ...	22	100.00%
REP - CITY OF ZILWAUKEE PCT 1 DELEGATE REP	0/0	0.00%
Write-In	2	100.00%
Total ...	2	100.00%
DEM - US REPRESENTATIVE - 4TH DIST	13/13	100.00%
Write-In	1,269	100.00%
Total ...	1,269	100.00%
DEM - US REPRESENTATIVE - 5TH DIST	38/38	100.00%
Daniel T Kildee	8,972	99.29%
Write-In	64	0.71%
Total ...	9,036	100.00%
DEM - STATE REPRESENTATIVE - 85TH DIST	0/0	0.00%
John Horvath	349	36.39%
Anthony David Karhoff	203	21.17%
Joyce Surprenant	291	30.34%
John W Vincent	111	11.57%
Write-In	5	0.52%
Total ...	959	100.00%
DEM - STATE REPRESENTATIVE - 94TH DIST	25/25	100.00%
Kevin C Seamon	5,767	99.38%
Write-In	36	0.62%
Total ...	5,803	100.00%
DEM - STATE REPRESENTATIVE - 95TH DIST	26/26	100.00%
Vanessa Guerra	6,476	99.39%
Write-In	40	0.61%
Total ...	6,516	100.00%
DEM - PROSECUTING ATTORNEY	51/51	100.00%
John A McColgan Jr	13,242	99.22%
Write-In	104	0.78%
Total ...	13,346	100.00%
DEM - SHERIFF	51/51	100.00%
Brian D Booker	2,958	16.65%
William L Federspiel	7,826	44.06%
Bill Gutzwiller	5,532	31.14%
Robert Karl	1,437	8.08%
Write-In	11	0.06%
Total ...	17,764	100.00%
DEM - CLERK	51/51	100.00%
Tammy Bleszke	5,252	34.60%
Michael J Hanley	9,878	65.07%
Write-In	51	0.34%
Total ...	15,181	100.00%
DEM - TREASURER	51/51	100.00%
Tim Novak	13,620	99.38%
Write-In	85	0.62%
Total ...	13,705	100.00%
DEM - REGISTER OF DEEDS	51/51	100.00%
Katie Albosta Kelly	13,451	99.40%
Write-In	81	0.60%
Total ...	13,532	100.00%
DEM - PUBLIC WORKS COMMISSIONER	51/51	100.00%
Brian J Wendling	13,269	98.27%
Write-In	98	0.73%
Total ...	13,367	100.00%
DEM - COUNTY COMMISSIONER DISTRICT 1	3/3	100.00%
Ruth M Averill	928	99.46%
Write-In	5	0.54%
Total ...	933	100.00%
DEM - COUNTY COMMISSIONER DISTRICT 2	3/3	100.00%
Chuck Stack	1,380	99.21%
Write-In	11	0.79%
Total ...	1,391	100.00%
DEM - COUNTY COMMISSIONER DISTRICT 3	7/7	100.00%
Write-In	146	100.00%
Total ...	146	100.00%
DEM - COUNTY COMMISSIONER DISTRICT 4	5/5	100.00%
Susan McInerney	1,364	99.06%
Write-In	13	0.94%
Total ...	1,377	100.00%
DEM - COUNTY COMMISSIONER DISTRICT 5	6/6	100.00%
Lisa M Prakash	1,025	99.42%
Write-In	6	0.58%
Total ...	1,031	100.00%
DEM - COUNTY COMMISSIONER DISTRICT 6	0/0	0.00%
Dave Adams	875	77.50%
Hunter L Koch	252	22.32%
Write-In	2	0.18%
Total ...	1,129	100.00%
DEM - COUNTY COMMISSIONER DISTRICT 7	2/2	100.00%
Cheryl M Hadsall	1,467	99.12%
Write-In	13	0.88%
Total ...	1,480	100.00%
DEM - COUNTY COMMISSIONER DISTRICT 8	6/6	100.00%
Write-In	79	100.00%
Total ...	79	100.00%

Saginaw County_Aug0216_E

August 2, 2016

Summary Report
Saginaw Co

DEM - COUNTY COMMISSIONER DISTRICT 9	8/8	100.00%
Al Napier	388	21.01%
Amos O'Neal	1,446	78.29%
Write-In	13	0.70%
Total ...	1,847	100.00%
DEM - COUNTY COMMISSIONER DISTRICT 10	5/5	100.00%
Wilmer Ham-McZee	317	28.71%
Carl E Ruth	785	71.11%
Write-In	2	0.18%
Total ...	1,104	100.00%
DEM - COUNTY COMMISSIONER DISTRICT 11	6/6	100.00%
Michael Webster	1,216	99.18%
Write-In	10	0.82%
Total ...	1,226	100.00%
DEM - ALBEE TOWNSHIP SUPERVISOR	0/0	0.00%
Leon Turnwald	106	96.36%
Write-In	4	3.64%
Total ...	110	100.00%
DEM - ALBEE TOWNSHIP CLERK	0/0	0.00%
Thomas Gasser	111	98.23%
Write-In	2	1.77%
Total ...	113	100.00%
DEM - ALBEE TOWNSHIP TREASURER	0/0	0.00%
Ronald K Kulhanek	109	98.20%
Write-In	2	1.80%
Total ...	111	100.00%
DEM - ALBEE TOWNSHIP TRUSTEES	0/0	0.00%
Gary Briggs	82	46.86%
Joseph Wasmiller	82	52.57%
Write-In	1	0.57%
Total ...	175	100.00%
DEM - BIRCH RUN TOWNSHIP SUPERVISOR	0/0	0.00%
Write-In	20	100.00%
Total ...	20	100.00%
DEM - BIRCH RUN TOWNSHIP CLERK	0/0	0.00%
Corey Trinklein	269	99.63%
Write-In	1	0.37%
Total ...	270	100.00%
DEM - BIRCH RUN TOWNSHIP TREASURER	0/0	0.00%
Connie Mazur	235	99.58%
Write-In	1	0.42%
Total ...	236	100.00%
DEM - BIRCH RUN TOWNSHIP TRUSTEES	0/0	0.00%
DeAnna D Geisenhaver	170	26.23%
Brady Totten	239	36.88%
Dale Trinklein Jr	235	36.27%
Write-In	4	0.62%
Total ...	648	100.00%
DEM - BLUMFIELD TOWNSHIP SUPERVISOR	0/0	0.00%
Write-In	1	100.00%
Total ...	1	100.00%
DEM - BLUMFIELD TOWNSHIP CLERK	0/0	0.00%
Write-In	1	100.00%
Total ...	1	100.00%
DEM - BLUMFIELD TOWNSHIP TREASURER	0/0	0.00%
Write-In	1	100.00%
Total ...	1	100.00%
DEM - BLUMFIELD TOWNSHIP TRUSTEES	0/0	0.00%
Write-In	1	100.00%
Total ...	1	100.00%
DEM - BRADY TOWNSHIP SUPERVISOR	0/0	0.00%
Write-In	10	100.00%
Total ...	10	100.00%
OEM - BRADY TOWNSHIP CLERK	0/0	0.00%
Beverly Wenzlick	96	98.97%
Write-In	1	1.03%
Total ...	97	100.00%
DEM - BRADY TOWNSHIP TREASURER	0/0	0.00%
Patricia A Goodrich	95	98.96%
Write-In	1	1.04%
Total ...	96	100.00%
DEM - BRADY TOWNSHIP TRUSTEES	0/0	0.00%
Dennis Cook	81	100.00%
Write-In	0	0.00%
Total ...	81	100.00%
DEM - BRANT TOWNSHIP SUPERVISOR	0/0	0.00%
Write-In	12	100.00%
Total ...	12	100.00%
DEM - BRANT TOWNSHIP CLERK	0/0	0.00%
Write-In	10	100.00%
Total ...	10	100.00%
DEM - BRANT TOWNSHIP TREASURER	0/0	0.00%
Write-In	11	100.00%
Total ...	11	100.00%
DEM - BRANT TOWNSHIP TRUSTEES	0/0	0.00%
Ken Smith	103	98.10%
Write-In	2	1.90%
Total ...	105	100.00%
DEM - BRIDGEPORT TOWNSHIP SUPERVISOR	5/5	100.00%
Augie Tausend	897	99.01%
Write-In	9	0.99%
Total ...	906	100.00%
DEM - BRIDGEPORT TOWNSHIP CLERK	5/5	100.00%
Tom Coats	530	49.26%
Darlene Miller	545	50.65%
Write-In	1	0.09%
Total ...	1,076	100.00%

Saginaw County_Aug0216_E
August 2, 2016
Summary Report
Saginaw Co

DEM - BRIDGEPORT TOWNSHIP TREASURER	5/5	100.00%
James R Secord	889	99.44%
Write-In	5	0.56%
Total ...	894	100.00%
DEM - BRIDGEPORT TOWNSHIP TRUSTEES	5/5	100.00%
Jennifer Gutierrez	721	27.24%
Darrell Thayer	587	22.18%
Calvin Williams	666	25.16%
Heather Wilson	660	24.93%
Write-In	13	0.49%
Total ...	2,847	100.00%
DEM - BUENA VISTA TOWNSHIP SUPERVISOR	5/5	100.00%
Chris Dillard	545	57.98%
Dwayne A Parker	391	41.60%
Write-In	4	0.43%
Total ...	940	100.00%
DEM - BUENA VISTA TOWNSHIP CLERK	5/5	100.00%
Gregory K Carter	347	36.91%
Barbara A Montgomery	362	38.51%
Gloria Platko	226	24.04%
Write-In	5	0.53%
Total ...	940	100.00%
DEM - BUENA VISTA TOWNSHIP TREASURER	5/5	100.00%
Desmond Bibbs	325	35.68%
Frances L Hayes	257	28.21%
Tommie Orange Jr	325	35.68%
Write-In	4	0.44%
Total ...	911	100.00%
DEM - BUENA VISTA TOWNSHIP TRUSTEES	5/5	100.00%
Vannessa Curry	462	16.85%
Craig Gotham	246	8.97%
Alvin Jernigan Jr	482	17.58%
Bruce L McKinney	387	14.11%
Cheryl Payton-Merrill	490	17.87%
Cedric Townsel	347	12.65%
Demick Wyatt	324	11.82%
Write-In	4	0.15%
Total ...	2,742	100.00%
DEM - CARROLLTON TOWNSHIP SUPERVISOR	0/0	0.00%
Phillip Abney	257	35.74%
Marv Kozara	238	33.10%
Staci Murlink-Nauerburg	116	16.13%
David Norman	105	14.60%
Write-In	3	0.42%
Total ...	719	100.00%
DEM - CARROLLTON TOWNSHIP CLERK	0/0	0.00%
Jerry Fritz	617	99.52%
Write-In	3	0.48%
Total ...	620	100.00%
DEM - CARROLLTON TOWNSHIP TREASURER	0/0	0.00%
Shellene Petrowski	598	100.00%
Write-In	0	0.00%
Total ...	598	100.00%
DEM - CARROLLTON TOWNSHIP TRUSTEES	0/0	0.00%
Craig Douglas	573	59.50%
Jamie Westphal	385	39.98%
Write-In	5	0.52%
Total ...	963	100.00%
DEM - CHAPIN TOWNSHIP SUPERVISOR	0/0	0.00%
Write-In	4	100.00%
Total ...	4	100.00%
DEM - CHAPIN TOWNSHIP CLERK	0/0	0.00%
Write-In	5	100.00%
Total ...	5	100.00%
DEM - CHAPIN TOWNSHIP TREASURER	0/0	0.00%
Write-In	5	100.00%
Total ...	5	100.00%
DEM - CHAPIN TOWNSHIP TRUSTEES	0/0	0.00%
Write-In	7	100.00%
Total ...	7	100.00%
DEM - CHESANING TOWNSHIP SUPERVISOR	0/0	0.00%
Robert Corrin	258	100.00%
Write-In	0	0.00%
Total ...	258	100.00%
DEM - CHESANING TOWNSHIP CLERK	0/0	0.00%
Frances Kukulis	255	100.00%
Write-In	0	0.00%
Total ...	255	100.00%
DEM - CHESANING TOWNSHIP TREASURER	0/0	0.00%
Cathy Gross	261	100.00%
Write-In	0	0.00%
Total ...	261	100.00%
DEM - CHESANING TOWNSHIP TRUSTEES	0/0	0.00%
Kevin Carlton	203	24.31%
Bill Hedrich	223	26.71%
Peter Hemgesberg	224	26.83%
Kenneth Hornak	185	22.16%
Write-In	0	0.00%
Total ...	835	100.00%
DEM - FRANKENMUTH TOWNSHIP SUPERVISOR	0/0	0.00%
Write-In	3	100.00%
Total ...	3	100.00%
DEM - FRANKENMUTH TOWNSHIP CLERK	0/0	0.00%
Write-In	3	100.00%
Total ...	3	100.00%
DEM - FRANKENMUTH TOWNSHIP TREASURER	0/0	0.00%
Write-In	3	100.00%
Total ...	3	100.00%
DEM - FRANKENMUTH TOWNSHIP TRUSTEES	0/0	0.00%
Write-In	4	100.00%
Total ...	4	100.00%

August 2, 2016

Summary Report
Saginaw Co

DEM - FREMONT TOWNSHIP SUPERVISOR	0/0	0.00%
Write-In	8	100.00%
Total ...	8	100.00%
DEM - FREMONT TOWNSHIP CLERK	0/0	0.00%
Tracey Kushion	106	98.07%
Write-In	1	0.93%
Total ...	107	100.00%
DEM - FREMONT TOWNSHIP TREASURER	0/0	0.00%
Write-In	7	100.00%
Total ...	7	100.00%
DEM - FREMONT TOWNSHIP TRUSTEES	0/0	0.00%
Write-In	12	100.00%
Total ...	12	100.00%
DEM - JAMES TOWNSHIP SUPERVISOR	0/0	0.00%
Edward Hak	176	99.44%
Write-In	1	0.56%
Total ...	177	100.00%
DEM - JAMES TOWNSHIP CLERK	0/0	0.00%
Write-In	12	100.00%
Total ...	12	100.00%
DEM - JAMES TOWNSHIP TREASURER	0/0	0.00%
Write-In	10	100.00%
Total ...	10	100.00%
DEM - JAMES TOWNSHIP TRUSTEES	0/0	0.00%
Gary G Hakes	158	98.75%
Write-In	2	1.25%
Total ...	160	100.00%
DEM - JAMES TOWNSHIP PARKS COMMISSION	0/0	0.00%
Sherri Balliosh-Hancock	135	51.53%
Sarah M Johnson	127	48.47%
Write-In	0	0.00%
Total ...	262	100.00%
DEM - JONESFIELD TOWNSHIP SUPERVISOR	0/0	0.00%
Write-In	4	100.00%
Total ...	4	100.00%
DEM - JONESFIELD TOWNSHIP CLERK	0/0	0.00%
Write-In	2	100.00%
Total ...	2	100.00%
DEM - JONESFIELD TOWNSHIP TREASURER	0/0	0.00%
Write-In	2	100.00%
Total ...	2	100.00%
DEM - JONESFIELD TOWNSHIP TRUSTEES	0/0	0.00%
Write-In	4	100.00%
Total ...	4	100.00%
DEM - KOCHVILLE TOWNSHIP SUPERVISOR	0/0	0.00%
Jim Loiacano	115	98.29%
Write-In	2	1.71%
Total ...	117	100.00%
DEM - KOCHVILLE TOWNSHIP CLERK	0/0	0.00%
Kevin E Machata	123	99.19%
Write-In	1	0.81%
Total ...	124	100.00%
DEM - KOCHVILLE TOWNSHIP TREASURER	0/0	0.00%
Sandy David	121	99.18%
Write-In	1	0.82%
Total ...	122	100.00%
DEM - KOCHVILLE TOWNSHIP TRUSTEES	0/0	0.00%
Rhonda A Ferrell	118	99.16%
Write-In	1	0.84%
Total ...	119	100.00%
DEM - LAKEFIELD TOWNSHIP SUPERVISOR	0/0	0.00%
Write-In	7	100.00%
Total ...	7	100.00%
DEM - LAKEFIELD TOWNSHIP CLERK	0/0	0.00%
Write-In	6	100.00%
Total ...	6	100.00%
DEM - LAKEFIELD TOWNSHIP TREASURER	0/0	0.00%
Write-In	5	100.00%
Total ...	5	100.00%
DEM - LAKEFIELD TOWNSHIP TRUSTEES	0/0	0.00%
Write-In	7	100.00%
Total ...	7	100.00%
DEM - MAPLE GROVE TOWNSHIP SUPERVISOR	0/0	0.00%
Write-In	10	100.00%
Total ...	10	100.00%
DEM - MAPLE GROVE TOWNSHIP CLERK	0/0	0.00%
Tish Yaros	156	100.00%
Write-In	0	0.00%
Total ...	156	100.00%
DEM - MAPLE GROVE TOWNSHIP TREASURER	0/0	0.00%
Write-In	7	100.00%
Total ...	7	100.00%
DEM - MAPLE GROVE TOWNSHIP TRUSTEES	0/0	0.00%
Martin Anderson	171	100.00%
Write-In	0	0.00%
Total ...	171	100.00%
DEM - MARION TOWNSHIP SUPERVISOR	0/0	0.00%
Write-In	5	100.00%
Total ...	5	100.00%
DEM - MARION TOWNSHIP CLERK	0/0	0.00%
Write-In	6	100.00%
Total ...	6	100.00%

Saginaw County_Aug0216_E

August 2, 2016

Summary Report

Saginaw Co

DEM - MARION TOWNSHIP TREASURER	0/0	0.00%
Write-In	5	100.00%
Total ...	5	100.00%
DEM - MARION TOWNSHIP TRUSTEES	0/0	0.00%
Write-In	7	100.00%
Total ...	7	100.00%
DEM - RICHLAND TOWNSHIP SUPERVISOR	0/0	0.00%
Write-In	10	100.00%
Total ...	10	100.00%
DEM - RICHLAND TOWNSHIP CLERK	0/0	0.00%
Write-In	9	100.00%
Total ...	9	100.00%
DEM - RICHLAND TOWNSHIP TREASURER	0/0	0.00%
Write-In	9	100.00%
Total ...	9	100.00%
DEM - RICHLAND TOWNSHIP TRUSTEES	0/0	0.00%
Write-In	14	100.00%
Total ...	14	100.00%
DEM - RICHLAND TOWNSHIP PARK BOARD	0/0	0.00%
Write-In	32	100.00%
Total ...	32	100.00%
DEM - SAGINAW TOWNSHIP SUPERVISOR	16/16	100.00%
Timothy J Braun	3,240	99.39%
Write-In	20	0.61%
Total ...	3,260	100.00%
DEM - SAGINAW TOWNSHIP CLERK	18/16	100.00%
Write-In	193	100.00%
Total ...	193	100.00%
DEM - SAGINAW TOWNSHIP TREASURER	16/16	100.00%
Write-In	161	100.00%
Total ...	161	100.00%
DEM - SAGINAW TOWNSHIP TRUSTEES	16/16	100.00%
Lori L Gomey	2,842	98.00%
Write-In	58	2.00%
Total ...	2,900	100.00%
DEM - SAGINAW TOWNSHIP PARKS COMMISSION	16/16	100.00%
Write-In	222	100.00%
Total ...	222	100.00%
DEM - SPAULDING TOWNSHIP SUPERVISOR	0/0	0.00%
Ed Masters	188	97.92%
Write-In	4	2.08%
Total ...	192	100.00%
DEM - SPAULDING TOWNSHIP CLERK	0/0	0.00%
Patricia Davidson	54	20.07%
Mark L Seamon	146	54.28%
Tara R Stinson	69	25.65%
Write-In	0	0.00%
Total ...	269	100.00%
DEM - SPAULDING TOWNSHIP TREASURER	0/0	0.00%
Tiffany Fortier	203	99.02%
Write-In	2	0.98%
Total ...	205	100.00%
DEM - SPAULDING TOWNSHIP TRUSTEES	0/0	0.00%
Tracie Prueter	185	93.43%
Write-In	13	6.57%
Total ...	198	100.00%
DEM - ST CHARLES TOWNSHIP SUPERVISOR	0/0	0.00%
Donald L Ackerman	170	98.42%
Write-In	1	0.58%
Total ...	171	100.00%
DEM - ST CHARLES TOWNSHIP CLERK	0/0	0.00%
Joseph A Krawczyk	195	99.49%
Write-In	1	0.51%
Total ...	196	100.00%
DEM - ST CHARLES TOWNSHIP TREASURER	0/0	0.00%
Kathleen M Klein	190	99.48%
Write-In	1	0.52%
Total ...	191	100.00%
DEM - ST CHARLES TOWNSHIP TRUSTEES	0/0	0.00%
Jaime Browne Faughnan	123	45.56%
Bonnie Kay Hemgesberg	147	54.44%
Write-In	0	0.00%
Total ...	270	100.00%
DEM - SWAN CREEK TOWNSHIP SUPERVISOR	0/0	0.00%
Roland G Niederstadt	231	99.57%
Write-In	1	0.43%
Total ...	232	100.00%
DEM - SWAN CREEK TOWNSHIP CLERK	0/0	0.00%
Write-In	17	100.00%
Total ...	17	100.00%
DEM - SWAN CREEK TOWNSHIP TREASURER	0/0	0.00%
Write-In	15	100.00%
Total ...	15	100.00%
DEM - SWAN CREEK TOWNSHIP TRUSTEES	0/0	0.00%
Phillip Schilling	221	99.55%
Write-In	1	0.45%
Total ...	222	100.00%
DEM - TAYMOUTH TOWNSHIP SUPERVISOR	0/0	0.00%
Douglas E James	176	29.93%
Timothy G Mazur	90	15.31%
Larry Smith	167	28.40%
Thomas Thompson	152	25.85%
Write-In	3	0.51%
Total ...	588	100.00%
DEM - TAYMOUTH TOWNSHIP CLERK	0/0	0.00%
Gail A Basner	438	99.32%

August 2, 2016

Summary Report
Saginaw Co

DEM - TAYMOUTH TOWNSHIP CLERK (continued...)	0/0	0.00%
Write-In	3	0.68%
Total ...	441	100.00%
DEM - TAYMOUTH TOWNSHIP TREASURER	0/0	0.00%
Janell Dodak	449	99.78%
Write-In	1	0.22%
Total ...	450	100.00%
DEM - TAYMOUTH TOWNSHIP TRUSTEES	0/0	0.00%
Dean Burditt	187	20.30%
Mary M Cassiday	207	22.48%
Matthew John Severn	130	14.12%
William G Shappee Jr	278	30.18%
Martin Tackabury	118	12.81%
Write-In	1	0.11%
Total ...	921	100.00%
DEM - THOMAS TOWNSHIP SUPERVISOR	7/7	100.00%
Write-In	48	100.00%
Total ...	48	100.00%
DEM - THOMAS TOWNSHIP CLERK	7/7	100.00%
Write-In	41	100.00%
Total ...	41	100.00%
DEM - THOMAS TOWNSHIP TREASURER	7/7	100.00%
Write-In	40	100.00%
Total ...	40	100.00%
DEM - THOMAS TOWNSHIP TRUSTEES	7/7	100.00%
Write-In	66	100.00%
Total ...	66	100.00%
DEM - THOMAS TOWNSHIP PARKS REC	7/7	100.00%
Craig Blower	851	93.93%
Write-In	55	6.07%
Total ...	906	100.00%
DEM - TITTABAWASSEE TOWNSHIP SUPERVISOR	0/0	0.00%
Write-In	44	100.00%
Total ...	44	100.00%
DEM - TITTABAWASSEE TOWNSHIP CLERK	0/0	0.00%
Robert DuCharme	408	99.76%
Write-In	1	0.24%
Total ...	409	100.00%
DEM - TITTABAWASSEE TOWNSHIP TREASURER	0/0	0.00%
Write-In	35	100.00%
Total ...	35	100.00%
DEM - TITTABAWASSEE TOWNSHIP TRUSTEES	0/0	0.00%
Don Hemgesberg	402	97.81%
Write-In	9	2.19%
Total ...	411	100.00%
DEM - ZILWAUKEE TOWNSHIP SUPERVISOR	0/0	0.00%
Write-In	0	0.00%
Total ...	0	0.00%
DEM - ZILWAUKEE TOWNSHIP CLERK	0/0	0.00%
Write-In	0	0.00%
Total ...	0	0.00%
DEM - ZILWAUKEE TOWNSHIP TREASURER	0/0	0.00%
Write-In	0	0.00%
Total ...	0	0.00%
DEM - ZILWAUKEE TOWNSHIP TRUSTEES	0/0	0.00%
David Bradt	5	100.00%
Write-In	0	0.00%
Total ...	5	100.00%
OEM - ALBEE TWP PCT DELEGATE - DEM	0/0	0.00%
Write-In	15	100.00%
Total ...	15	100.00%
DEM - BIRCH RUN TWP PCT 1 DELEGATE - DEM	0/0	0.00%
Write-In	13	100.00%
Total ...	13	100.00%
DEM - BIRCH RUN TWP PCT 2 DELEGATE - DEM	0/0	0.00%
Write-In	2	100.00%
Total ...	2	100.00%
DEM - BIRCH RUN TWP PCT 3 DELEGATE - DEM	0/0	0.00%
Write-In	5	100.00%
Total ...	5	100.00%
DEM - BLUMFIELD TWP PCT DELEGATE - DEM	0/0	0.00%
Write-In	1	100.00%
Total ...	1	100.00%
DEM - BRADY TWP PCT DELEGATE - DEM	0/0	0.00%
Write-In	2	100.00%
Total ...	2	100.00%
DEM - BRANT TWP PCT DELEGATE - DEM	0/0	0.00%
Write-In	11	100.00%
Total ...	11	100.00%
DEM - BRIDGEPORT TWP PCT 1 DELEGATE - DEM	1/1	100.00%
Write-In	13	100.00%
Total ...	13	100.00%
DEM - BRIDGEPORT TWP PCT 2 DELEGATE - DEM	1/1	100.00%
Write-In	31	100.00%
Total ...	31	100.00%
DEM - BRIDGEPORT TWP PCT 3 DELEGATE - DEM	1/1	100.00%
Write-In	1	100.00%
Total ...	1	100.00%
DEM - BRIDGEPORT TWP PCT 4 DELEGATE - DEM	1/1	100.00%
Phelan Johnson	309	95.96%
Write-In	13	4.04%
Total ...	322	100.00%
DEM - BRIDGEPORT TWP PCT 5 DELEGATE - DEM	1/1	100.00%
Barbara Kemp-Lauria	116	51.56%

Saginaw County_Aug0216_E

August 2, 2016

Summary Report

Saginaw Co

DEM - BRIDGEPORT TWP PCT 5 DELEGATE - DEM (continued...)	1/1	100.00%
Robert C Lauria	108	48.00%
Write-In	1	0.44%
Total ...	225	100.00%
DEM - BUENA VISTA TWP PCT 1 DELEGATE - DEM	1/1	100.00%
Write-In	5	100.00%
Total ...	5	100.00%
DEM - BUENA VISTA TWP PCT 2 DELEGATE - DEM	1/1	100.00%
Richard Myron	206	90.75%
Write-In	21	9.25%
Total ...	227	100.00%
DEM - BUENA VISTA TWP PCT 3 DELEGATE - DEM	1/1	100.00%
Thomas H Bryson Jr	154	91.12%
Write-In	15	8.88%
Total ...	169	100.00%
DEM - BUENA VISTA TWP PCT 4 DELEGATE - DEM	1/1	100.00%
Write-In	11	100.00%
Total ...	11	100.00%
DEM - BUENA VISTA TWP PCT 5 DELEGATE - DEM	1/1	100.00%
Brenda Beard	246	96.85%
Write-In	8	3.15%
Total ...	254	100.00%
DEM - CARROLLTON TWP PCT 1 DELEGATE - DEM	0/0	0.00%
Write-In	15	100.00%
Total ...	15	100.00%
DEM - CARROLLTON TWP PCT 2 DELEGATE - DEM	0/0	0.00%
Write-In	19	100.00%
Total ...	19	100.00%
DEM - CHAPIN TWP PCT DELEGATE - DEM	0/0	0.00%
Write-In	5	100.00%
Total ...	5	100.00%
DEM - CHESANING TWP PCT 1 DELEGATE - DEM	0/0	0.00%
Ellen Rodman	118	100.00%
Write-In	0	0.00%
Total ...	118	100.00%
DEM - CHESANING TWP PCT 2 DELEGATE - DEM	0/0	0.00%
Write-In	3	100.00%
Total ...	3	100.00%
DEM - FRANKENMUTH TWP PCT 1 DELEGATE - DEM	0/0	0.00%
Write-In	0	0.00%
Total ...	0	0.00%
DEM - FRANKENMUTH TWP PCT 2 DELEGATE - DEM	0/0	0.00%
Write-In	3	100.00%
Total ...	3	100.00%
DEM - FREMONT TWP PCT DELEGATE - DEM	0/0	0.00%
Write-In	13	100.00%
Total ...	13	100.00%
DEM - JAMES TWP PCT DELEGATE - DEM	0/0	0.00%
Virginia Ann Thibodeau	146	97.33%
Write-In	4	2.67%
Total ...	150	100.00%
DEM - JONESFIELD TWP PCT DELEGATE - DEM	0/0	0.00%
Write-In	2	100.00%
Total ...	2	100.00%
DEM - KOCHVILLE TWP PCT DELEGATE - DEM	0/0	0.00%
Write-In	13	100.00%
Total ...	13	100.00%
DEM - LAKEFIELD TWP PCT DELEGATE - DEM	0/0	0.00%
Write-In	5	100.00%
Total ...	5	100.00%
DEM - MAPLE GROVE TWP PCT DELEGATE - DEM	0/0	0.00%
Write-In	12	100.00%
Total ...	12	100.00%
DEM - MARION TWP PCT DELEGATE - DEM	0/0	0.00%
Write-In	4	100.00%
Total ...	4	100.00%
DEM - RICHLAND TWP PCT 1 DELEGATE - DEM	0/0	0.00%
Write-In	5	100.00%
Total ...	5	100.00%
DEM - RICHLAND TWP PCT 2 DELEGATE - DEM	0/0	0.00%
Write-In	9	100.00%
Total ...	9	100.00%
DEM - SAGINAW TWP PCT 1 DELEGATE - DEM	1/1	100.00%
Write-In	12	100.00%
Total ...	12	100.00%
DEM - SAGINAW TWP PCT 2 DELEGATE - DEM	1/1	100.00%
Bob Claffone	127	40.58%
Paul Purcell	186	59.42%
Write-In	0	0.00%
Total ...	313	100.00%
DEM - SAGINAW TWP PCT 3 DELEGATE - DEM	1/1	100.00%
Write-In	13	100.00%
Total ...	13	100.00%
DEM - SAGINAW TWP PCT 4 DELEGATE - DEM	1/1	100.00%
Joanne Mosca	116	95.87%
Write-In	5	4.13%
Total ...	121	100.00%
DEM - SAGINAW TWP PCT 5 DELEGATE - DEM	1/1	100.00%
Richard Honig	189	95.94%
Write-In	8	4.06%
Total ...	197	100.00%

August 2, 2016

Summary Report
Saginaw Co

DEM - SAGINAW TWP PCT 6 DELEGATE - DEM	1/1	100.00%
Write-In	12	100.00%
Total ...	12	100.00%
DEM - SAGINAW TWP PCT 7 DELEGATE - DEM	1/1	100.00%
Dominick M Burns	239	98.76%
Write-In	3	1.24%
Total ...	242	100.00%
DEM - SAGINAW TWP PCT 8 DELEGATE - DEM	1/1	100.00%
Write-In	6	100.00%
Total ...	6	100.00%
DEM - SAGINAW TWP PCT 9 DELEGATE - DEM	1/1	100.00%
Judith Lincoln	186	35.03%
Kathy Novak	171	32.20%
Tim Novak	173	32.58%
Write-In	1	0.19%
Total ...	531	100.00%
DEM - SAGINAW TWP PCT 10 DELEGATE - DEM	1/1	100.00%
Write-In	11	100.00%
Total ...	11	100.00%
DEM - SAGINAW TWP PCT 11 DELEGATE - DEM	1/1	100.00%
Larry Benjamin	157	94.01%
Write-In	10	5.99%
Total ...	167	100.00%
DEM - SAGINAW TWP PCT 12 DELEGATE - DEM	1/1	100.00%
Write-In	11	100.00%
Total ...	11	100.00%
DEM - SAGINAW TWP PCT 13 DELEGATE - DEM	1/1	100.00%
Betty Clatt	160	51.61%
Andrew Ramos	141	45.48%
Write-In	9	2.90%
Total ...	310	100.00%
DEM - SAGINAW TWP PCT 14 DELEGATE - DEM	1/1	100.00%
Write-In	23	100.00%
Total ...	23	100.00%
DEM - SAGINAW TWP PCT 15 DELEGATE - DEM	1/1	100.00%
Write-In	9	100.00%
Total ...	9	100.00%
DEM - SAGINAW TWP PCT 16 DELEGATE - DEM	1/1	100.00%
Carol Chisholm	183	97.34%
Write-In	5	2.66%
Total ...	188	100.00%
DEM - SPAULDING TWP PCT DELEGATE - DEM	0/0	0.00%
Write-In	20	100.00%
Total ...	20	100.00%
DEM - ST CHARLES TWP PCT 1 DELEGATE - DEM	0/0	0.00%
Write-In	12	100.00%
Total ...	12	100.00%
DEM - ST CHARLES TWP PCT 2 DELEGATE - DEM	0/0	0.00%
Write-In	4	100.00%
Total ...	4	100.00%
DEM - SWAN CREEK TWP PCT DELEGATE - DEM	0/0	0.00%
Hunter L Koch	178	97.27%
Write-In	5	2.73%
Total ...	183	100.00%
DEM - TAYMOUTH TWP PCT 1 DELEGATE - DEM	0/0	0.00%
Write-In	11	100.00%
Total ...	11	100.00%
DEM - TAYMOUTH TWP PCT 2 DELEGATE - DEM	0/0	0.00%
David M Kelly	235	97.92%
Write-In	5	2.08%
Total ...	240	100.00%
DEM - THOMAS TWP PCT 1 DELEGATE - DEM	1/1	100.00%
Write-In	4	100.00%
Total ...	4	100.00%
DEM - THOMAS TWP PCT 2 DELEGATE - DEM	1/1	100.00%
Write-In	12	100.00%
Total ...	12	100.00%
DEM - THOMAS TWP PCT 3 DELEGATE - DEM	1/1	100.00%
Deb Kestner	167	98.24%
Write-In	3	1.76%
Total ...	170	100.00%
DEM - THOMAS TWP PCT 4 DELEGATE - DEM	1/1	100.00%
Write-In	5	100.00%
Total ...	5	100.00%
DEM - THOMAS TWP PCT 5 DELEGATE - DEM	1/1	100.00%
Write-In	8	100.00%
Total ...	8	100.00%
DEM - THOMAS TWP PCT 6 DELEGATE - DEM	1/1	100.00%
Jeannetta F Hoy-Nash	132	99.25%
Write-In	1	0.75%
Total ...	133	100.00%
DEM - THOMAS TWP PCT 7 DELEGATE - DEM	1/1	100.00%
Write-In	3	100.00%
Total ...	3	100.00%
DEM - TITTABAWASSEE TWP PCT 1 DELEGATE - DEM	0/0	0.00%
Write-In	17	100.00%
Total ...	17	100.00%
DEM - TITTABAWASSEE TWP PCT 2 DELEGATE - DEM	0/0	0.00%
Ruth M Averill	109	100.00%
Write-In	0	0.00%
Total ...	109	100.00%
DEM - TITTABAWASSEE TWP PCT 3 DELEGATE - DEM	0/0	0.00%
Write-In	4	100.00%
Total ...	4	100.00%

Saginaw County_Aug0216_E
August 2, 2016
Summary Report
Saginaw Co

DEM - TITTABAWASSEE TWP PCT 4 DELEGATE - DEM	0/0	0.00%
Write-In	14	100.00%
Total ...	14	100.00%
DEM - ZILWAUKEE TWP PCT DELEGATE - DEM	0/0	0.00%
Write-In	0	0.00%
Total ...	0	0.00%
DEM - CITY OF FRANKENMUTH PCT 1 DELEGATE - DEM	1/1	100.00%
Write-In	15	100.00%
Total ...	15	100.00%
DEM - CITY OF FRANKENMUTH PCT 2 DELEGATE - DEM	1/1	100.00%
Write-In	7	100.00%
Total ...	7	100.00%
DEM - CITY OF SAGINAW PCT 1 DELEGATE - DEM	1/1	100.00%
Write-In	73	100.00%
Total ...	73	100.00%
DEM - CITY OF SAGINAW PCT 2 DELEGATE - DEM	1/1	100.00%
Write-In	28	100.00%
Total ...	28	100.00%
DEM - CITY OF SAGINAW PCT 3 DELEGATE - DEM	1/1	100.00%
Write-In	19	100.00%
Total ...	19	100.00%
DEM - CITY OF SAGINAW PCT 4 DELEGATE - DEM	1/1	100.00%
Write-In	31	100.00%
Total ...	31	100.00%
DEM - CITY OF SAGINAW PCT 5 DELEGATE - DEM	1/1	100.00%
Write-In	29	100.00%
Total ...	29	100.00%
DEM - CITY OF SAGINAW PCT 6 DELEGATE - DEM	1/1	100.00%
Write-In	110	100.00%
Total ...	110	100.00%
DEM - CITY OF SAGINAW PCT 7 DELEGATE - DEM	1/1	100.00%
Eric Hinojosa	86	30.94%
Donald Ray Stuckey Jr	188	67.63%
Write-In	4	1.44%
Total ...	278	100.00%
DEM - CITY OF SAGINAW PCT 8 DELEGATE - DEM	1/1	100.00%
Tamera N Sangster	162	98.78%
Write-In	2	1.22%
Total ...	164	100.00%
DEM - CITY OF SAGINAW PCT 9 DELEGATE - DEM	1/1	100.00%
Santino Daniel Acevedo	112	93.33%
Write-In	8	6.67%
Total ...	120	100.00%
DEM - CITY OF SAGINAW PCT 10 DELEGATE - DEM	1/1	100.00%
Kyle A Bostwick	143	52.57%
Zachary James Reinhardt	127	46.69%
Write-In	2	0.74%
Total ...	272	100.00%
DEM - CITY OF SAGINAW PCT 11 DELEGATE - DEM	1/1	100.00%
William B Poineau Jr	151	99.34%
Write-In	1	0.66%
Total ...	152	100.00%
DEM - CITY OF SAGINAW PCT 12 DELEGATE - DEM	1/1	100.00%
DeAndrea Stuckey	80	51.95%
Donald Ray Stuckey Jr	73	47.40%
Write-In	1	0.65%
Total ...	154	100.00%
DEM - CITY OF SAGINAW PCT 13 DELEGATE - DEM	1/1	100.00%
Willis Stuckey Jr	148	96.73%
Write-In	5	3.27%
Total ...	153	100.00%
DEM - CITY OF SAGINAW PCT 14 DELEGATE - DEM	1/1	100.00%
Ruth Ann Knapp	304	99.02%
Write-In	3	0.98%
Total ...	307	100.00%
DEM - CITY OF SAGINAW PCT 15 DELEGATE - DEM	1/1	100.00%
Eve A Perry	130	87.84%
Write-In	18	12.16%
Total ...	148	100.00%
DEM - CITY OF SAGINAW PCT 16 DELEGATE - DEM	1/1	100.00%
Louis M Rocha	259	55.94%
Mac Prudencio Rodriguez	196	42.33%
Write-In	8	1.73%
Total ...	463	100.00%
DEM - CITY OF ZILWAUKEE PCT 1 DELEGATE DEM	0/0	0.00%
Eugene C Jolin	122	100.00%
Write-In	0	0.00%
Total ...	122	100.00%
Saginaw County Sheriff Services Millage	51/51	100.00%
YES	14,175	61.75%
NO	8,781	38.25%
Total ...	22,956	100.00%
Chapin Township Millage Proposal	0/0	0.00%
YES	135	75.42%
NO	44	24.58%
Total ...	179	100.00%
Frankenmuth Township Road Maintenance	0/0	0.00%
YES	261	82.33%
NO	56	17.67%
Total ...	317	100.00%
Spaulding Township Fire Protection Millage	0/0	0.00%
YES	235	71.65%
NO	93	28.35%
Total ...	328	100.00%
Taymouth Township Road Repair Millage	0/0	0.00%
YES	352	45.19%

Saginaw County_Aug0216_E
August 2, 2016
Summary Report
Saginaw Co

Taymouth Township Road Repair Millage (continued...)		0/0	0.00%
NO		427	54.81%
	Total ...	779	100.00%
City of Zilwaukee Community Center Millage		0/0	0.00%
YES		120	39.22%
NO		186	60.78%
	Total ...	306	100.00%
Ashley Community Schools Operating Millage		0/0	0.00%
YES		44	60.27%
NO		29	39.73%
	Total ...	73	100.00%
Freeland Community Schools		1/1	100.00%
YES		1,077	64.88%
NO		583	35.12%
	Total ...	1,660	100.00%
Merrill District Library		0/0	0.00%
YES		191	61.41%
NO		120	38.59%
	Total ...	311	100.00%
Genesee ISD Operating Millage		0/0	0.00%
YES		4	40.00%
NO		6	60.00%
	Total ...	10	100.00%

Saginaw County_Aug0216_E

August 2, 2016

Precinct Report

Saginaw Co

Albee Township Precinct 1

Registration & Turnout		1,600	
Election Day Turnout	0	0.00%	
AV Polling Turnout	0	0.00%	
Election Day Manual Entry Turnout	0	0.00%	
SPR Host Turnout	213	13.31%	
Total...	213	13.31%	
REP - US REPRESENTATIVE - 4TH DIST			
John Moolenaar	37	100.00%	
Write-In	0	0.00%	
Total...	37	0.00%	
REP - STATE REPRESENTATIVE - 94TH DIST			
Tim Kelly	36	100.00%	
Write-In	0	0.00%	
Total...	36	0.00%	
REP - PROSECUTING ATTORNEY			
Write-In	4	100.00%	
Total...	4	100.00%	
REP - SHERIFF			
Write-In	4	100.00%	
Total...	4	100.00%	
REP - CLERK			
Amy R Carl	33	100.00%	
Write-In	0	0.00%	
Total...	33	0.00%	
REP - TREASURER			
Heather McLeod	33	100.00%	
Write-In	0	0.00%	
Total...	33	0.00%	
REP - REGISTER OF DEEDS			
Karen E Gerhardt	34	100.00%	
Write-In	0	0.00%	
Total...	34	0.00%	
REP - PUBLIC WORKS COMMISSIONER			
Richard Riebschleger	32	100.00%	
Write-In	0	0.00%	
Total...	32	0.00%	
REP - COUNTY COMMISSIONER DISTRICT 7			
Write-In	4	100.00%	
Total...	4	100.00%	
REP - ALBEE TOWNSHIP SUPERVISOR			
Write-In	2	100.00%	
Total...	2	100.00%	
REP - ALBEE TOWNSHIP CLERK			
Write-In	4	100.00%	
Total...	4	100.00%	
REP - ALBEE TOWNSHIP TREASURER			
Write-In	3	100.00%	
Total...	3	100.00%	
REP - ALBEE TOWNSHIP TRUSTEES			
Write-In	2	100.00%	
Total...	2	100.00%	

2016 AUG -02 AM 10:17
ELECTIONS/CLEAR SEAL

Saginaw County_Aug0216_E

August 2, 2016

Precinct Report

Saginaw Co

Albee Township Precinct 1

REP - ALBEE TWP PCT DELEGATE - REP

Suzanne Giuliani	30	100.00%
Write-In	0	0.00%
Total...	30	0.00%

DEM - US REPRESENTATIVE - 4TH DIST

Write-In	38	100.00%
Total...	38	100.00%

DEM - STATE REPRESENTATIVE - 94TH DIST

Kevin C Seamon	104	99.05%
Write-In	1	0.95%
Total...	105	100.00%

DEM - PROSECUTING ATTORNEY

John A McColgan Jr	103	99.04%
Write-In	1	0.96%
Total...	104	100.00%

DEM - SHERIFF

Brian D Booker	5	3.09%
William L Federspiel	91	56.17%
Bill Gutzwiller	62	38.27%
Robert Karl	4	2.47%
Write-In	0	0.00%
Total...	162	0.00%

DEM - CLERK

Tammy Bieszke	58	42.65%
Michael J Hanley	77	56.62%
Write-In	1	0.74%
Total...	136	100.00%

DEM - TREASURER

Tim Novak	115	99.14%
Write-In	1	0.86%
Total...	116	100.00%

DEM - REGISTER OF DEEDS

Katie Albosta Kelly	119	99.17%
Write-In	1	0.83%
Total...	120	100.00%

DEM - PUBLIC WORKS COMMISSIONER

Brian J Wendling	115	99.14%
Write-In	1	0.86%
Total...	116	100.00%

DEM - COUNTY COMMISSIONER DISTRICT 7

Cheryl M Hadsall	112	97.39%
Write-In	3	2.61%
Total...	115	100.00%

DEM - ALBEE TOWNSHIP SUPERVISOR

Leon Turnwald	106	96.36%
Write-In	4	3.64%
Total...	110	100.00%

DEM - ALBEE TOWNSHIP CLERK

Thomas Gasser	111	98.23%
Write-In	2	1.77%
Total...	113	100.00%

Saginaw County_Aug0216_E

August 2, 2016

Precinct Report

Saginaw Co

Albee Township Precinct 1

DEM - ALBEE TOWNSHIP TREASURER

Ronald K Kulhanek	109	98.20%
Write-In	2	1.80%
Total...	111	100.00%

DEM - ALBEE TOWNSHIP TRUSTEES

Gary Briggs	82	46.86%
Joseph Wasmiller	92	52.57%
Write-In	1	0.57%
Total...	175	100.00%

DEM - ALBEE TWP PCT DELEGATE - DEM

Write-In	15	100.00%
Total...	15	100.00%

Saginaw County Sheriff Services Millage

YES	121	63.02%
NO	71	36.98%
Total...	192	100.00%

Birch Run Township Precinct 1

Registration & Turnout 2,019

Election Day Turnout	0	0.00%
AV Polling Turnout	0	0.00%
Election Day Manual Entry Turnout	0	0.00%
SPR Host Turnout	293	14.51%
Total...	293	14.51%

REP - US REPRESENTATIVE - 4TH DIST

John Moolenaar	96	98.97%
Write-In	1	1.03%
Total...	97	100.00%

REP - STATE REPRESENTATIVE - 94TH DIST

Tim Kelly	96	100.00%
Write-In	0	0.00%
Total...	96	0.00%

REP - PROSECUTING ATTORNEY

Write-In	5	100.00%
Total...	5	100.00%

REP - SHERIFF

Write-In	3	100.00%
Total...	3	100.00%

REP - CLERK

Amy R Carl	97	100.00%
Write-In	0	0.00%
Total...	97	0.00%

REP - TREASURER

Heather McLeod	92	100.00%
Write-In	0	0.00%
Total...	92	0.00%

REP - REGISTER OF DEEDS

Karen E Gerhardt	93	100.00%
Write-In	0	0.00%
Total...	93	0.00%

REP - PUBLIC WORKS COMMISSIONER

Richard Riebschleger	88	100.00%
----------------------	----	---------

Saginaw County_Aug0216_E

August 2, 2016

Precinct Report

Saginaw Co

Birch Run Township Precinct 1

REP - PUBLIC WORKS COMMISSIONER

Write-In		0	0.00%
	Total...	88	0.00%

REP - COUNTY COMMISSIONER DISTRICT 7

Write-In		3	100.00%
	Total...	3	100.00%

REP - BIRCH RUN TOWNSHIP SUPERVISOR

Raymond Letterman		92	100.00%
Write-In		0	0.00%
	Total...	92	0.00%

REP - BIRCH RUN TOWNSHIP CLERK

Write-In		3	100.00%
	Total...	3	100.00%

REP - BIRCH RUN TOWNSHIP TREASURER

Karen Parlberg		91	98.91%
Write-In		1	1.09%
	Total...	92	100.00%

REP - BIRCH RUN TOWNSHIP TRUSTEES

Kurt W Kiessling		76	26.12%
Pam Moore		74	25.43%
Carleton J Norris		64	21.99%
Fred Sheridan		77	26.46%
Write-In		0	0.00%
	Total...	291	0.00%

REP - BIRCH RUN TWP PCT 1 DELEGATE - REP

Write-In		11	100.00%
	Total...	11	100.00%

DEM - US REPRESENTATIVE - 4TH DIST

Write-In		34	100.00%
	Total...	34	100.00%

DEM - STATE REPRESENTATIVE - 94TH DIST

Kevin C Seamon		123	98.40%
Write-In		2	1.60%
	Total...	125	100.00%

DEM - PROSECUTING ATTORNEY

John A McColgan Jr		119	98.35%
Write-In		2	1.65%
	Total...	121	100.00%

DEM - SHERIFF

Brian D Booker		9	5.52%
William L Federspiel		98	60.12%
Bill Gutzwiller		50	30.67%
Robert Karl		6	3.68%
Write-In		0	0.00%
	Total...	163	0.00%

DEM - CLERK

Tammy Bleszke		73	50.00%
Michael J Hanley		71	48.63%
Write-In		2	1.37%
	Total...	146	100.00%

DEM - TREASURER

Tim Novak		124	98.41%
-----------	--	-----	--------

Saginaw County_Aug0216_E

August 2, 2016

Precinct Report

Saginaw Co

Birch Run Township Precinct 1

DEM - TREASURER

Write-In	2	1.59%
Total...	126	100.00%

DEM - REGISTER OF DEEDS

Katie Albosta Kelly	125	97.66%
Write-In	3	2.34%
Total...	128	100.00%

DEM - PUBLIC WORKS COMMISSIONER

Brian J Wendling	121	98.37%
Write-In	2	1.63%
Total...	123	100.00%

DEM - COUNTY COMMISSIONER DISTRICT 7

Cheryl M Hadsall	136	98.55%
Write-In	2	1.45%
Total...	138	100.00%

DEM - BIRCH RUN TOWNSHIP SUPERVISOR

Write-In	9	100.00%
Total...	9	100.00%

DEM - BIRCH RUN TOWNSHIP CLERK

Corey Trinklein	134	99.26%
Write-In	1	0.74%
Total...	135	100.00%

DEM - BIRCH RUN TOWNSHIP TREASURER

Connie Mazur	113	99.12%
Write-In	1	0.88%
Total...	114	100.00%

DEM - BIRCH RUN TOWNSHIP TRUSTEES

DeAnna D Geisenhaver	83	25.62%
Brady Totten	116	35.80%
Dale Trinklein Jr	122	37.65%
Write-In	3	0.93%
Total...	324	100.00%

DEM - BIRCH RUN TWP PCT 1 DELEGATE - DEM

Write-In	13	100.00%
Total...	13	100.00%

Saginaw County Sheriff Services Millage

YES	149	56.87%
NO	113	43.13%
Total...	262	100.00%

Genesee ISD Operating Millage

YES	1	50.00%
NO	1	50.00%
Total...	2	100.00%

Birch Run Township Precinct 2

Registration & Turnout

	1,092	
Election Day Turnout	0	0.00%
AV Polling Turnout	0	0.00%
Election Day Manual Entry Turnout	0	0.00%
SPR Host Turnout	146	13.37%
Total...	146	13.37%

REP - US REPRESENTATIVE - 4TH DIST

John Moolenaar	30	96.77%
----------------	----	--------

Saginaw County_Aug0216_E

August 2, 2016

Precinct Report

Saginaw Co

Birch Run Township Precinct 2

REP - US REPRESENTATIVE - 4TH DIST

Write-In	1	3.23%
Total...	31	100.00%

REP - STATE REPRESENTATIVE - 94TH DIST

Tim Kelly	31	100.00%
Write-In	0	0.00%
Total...	31	0.00%

REP - PROSECUTING ATTORNEY

Write-In	0	0.00%
Total...	0	0.00%

REP - SHERIFF

Write-In	0	0.00%
Total...	0	0.00%

REP - CLERK

Amy R Carl	29	100.00%
Write-In	0	0.00%
Total...	29	0.00%

REP - TREASURER

Heather McLeod	30	100.00%
Write-In	0	0.00%
Total...	30	0.00%

REP - REGISTER OF DEEDS

Karen E Gerhardt	28	100.00%
Write-In	0	0.00%
Total...	28	0.00%

REP - PUBLIC WORKS COMMISSIONER

Richard Riebschleger	27	100.00%
Write-In	0	0.00%
Total...	27	0.00%

REP - COUNTY COMMISSIONER DISTRICT 7

Write-In	0	0.00%
Total...	0	0.00%

REP - BIRCH RUN TOWNSHIP SUPERVISOR

Raymond Letterman	28	100.00%
Write-In	0	0.00%
Total...	28	0.00%

REP - BIRCH RUN TOWNSHIP CLERK

Write-In	0	0.00%
Total...	0	0.00%

REP - BIRCH RUN TOWNSHIP TREASURER

Karen Parlborg	31	100.00%
Write-In	0	0.00%
Total...	31	0.00%

REP - BIRCH RUN TOWNSHIP TRUSTEES

Kurt W Kiessling	20	23.53%
Pam Moore	23	27.06%
Carleton J Norris	17	20.00%
Fred Sheridan	25	29.41%
Write-In	0	0.00%
Total...	85	0.00%

REP - BIRCH RUN TWP PCT 2 DELEGATE - REP

Ryan McReynolds	19	100.00%
-----------------	----	---------

Saginaw County_Aug0216_E

August 2, 2016

Precinct Report

Saginaw Co

Birch Run Township Precinct 2

REP - BIRCH RUN TWP PCT 2 DELEGATE - REP

Write-In	0	0.00%
Total...	19	0.00%

DEM - US REPRESENTATIVE - 4TH DIST

Write-In	21	100.00%
Total...	21	100.00%

DEM - STATE REPRESENTATIVE - 94TH DIST

Kevin C Seamon	71	100.00%
Write-In	0	0.00%
Total...	71	0.00%

DEM - PROSECUTING ATTORNEY

John A McColgan Jr	73	97.33%
Write-In	2	2.67%
Total...	75	100.00%

DEM - SHERIFF

Brian D Booker	2	2.15%
William L Federspiel	46	49.46%
Bill Gutzwiller	37	39.78%
Robert Karl	8	8.60%
Write-In	0	0.00%
Total...	93	0.00%

DEM - CLERK

Tammy Bieszke	28	33.73%
Michael J Hanley	55	66.27%
Write-In	0	0.00%
Total...	83	0.00%

DEM - TREASURER

Tim Novak	78	100.00%
Write-In	0	0.00%
Total...	78	0.00%

DEM - REGISTER OF DEEDS

Katie Albosta Kelly	73	100.00%
Write-In	0	0.00%
Total...	73	0.00%

DEM - PUBLIC WORKS COMMISSIONER

Brian J Wendling	75	100.00%
Write-In	0	0.00%
Total...	75	0.00%

DEM - COUNTY COMMISSIONER DISTRICT 7

Cheryl M Hadsall	83	100.00%
Write-In	0	0.00%
Total...	83	0.00%

DEM - BIRCH RUN TOWNSHIP SUPERVISOR

Write-In	7	100.00%
Total...	7	100.00%

DEM - BIRCH RUN TOWNSHIP CLERK

Corey Trinklein	74	100.00%
Write-In	0	0.00%
Total...	74	0.00%

DEM - BIRCH RUN TOWNSHIP TREASURER

Connie Mazur	68	100.00%
--------------	----	---------

Saginaw County_Aug0216_E

August 2, 2016

Precinct Report

Saginaw Co

Birch Run Township Precinct 2

DEM - BIRCH RUN TOWNSHIP TREASURER

Write-In	0	0.00%
Total...	68	0.00%

DEM - BIRCH RUN TOWNSHIP TRUSTEES

DeAnna D Geisenhaver	44	26.04%
Brady Totten	64	37.87%
Dale Trinklein Jr	61	36.09%
Write-In	0	0.00%
Total...	169	0.00%

DEM - BIRCH RUN TWP PCT 2 DELEGATE - DEM

Write-In	2	100.00%
Total...	2	100.00%

Saginaw County Sheriff Services Millage

YES	65	56.03%
NO	51	43.97%
Total...	116	100.00%

Birch Run Township Precinct 3

Registration & Turnout 1,471

Election Day Turnout	0	0.00%
AV Polling Turnout	0	0.00%
Election Day Manual Entry Turnout	0	0.00%
SPR Host Turnout	206	14.00%
Total...	206	14.00%

REP - US REPRESENTATIVE - 4TH DIST

John Moolenaar	75	100.00%
Write-In	0	0.00%
Total...	75	0.00%

REP - STATE REPRESENTATIVE - 94TH DIST

Tim Kelly	74	100.00%
Write-In	0	0.00%
Total...	74	0.00%

REP - PROSECUTING ATTORNEY

Write-In	5	100.00%
Total...	5	100.00%

REP - SHERIFF

Write-In	6	100.00%
Total...	6	100.00%

REP - CLERK

Amy R Carl	73	100.00%
Write-In	0	0.00%
Total...	73	0.00%

REP - TREASURER

Heather McLeod	73	100.00%
Write-In	0	0.00%
Total...	73	0.00%

REP - REGISTER OF DEEDS

Karen E Gerhardt	74	98.67%
Write-In	1	1.33%
Total...	75	100.00%

REP - PUBLIC WORKS COMMISSIONER

Richard Riebschleger	72	100.00%
----------------------	----	---------

Saginaw County_Aug0216_E

August 2, 2016

Precinct Report

Saginaw Co

Birch Run Township Precinct 3

REP - PUBLIC WORKS COMMISSIONER

Write-In		0	0.00%
	Total...	72	0.00%

REP - COUNTY COMMISSIONER DISTRICT 8

Dennis Krafft		72	100.00%
Write-In		0	0.00%
	Total...	72	0.00%

REP - BIRCH RUN TOWNSHIP SUPERVISOR

Raymond Letterman		72	100.00%
Write-In		0	0.00%
	Total...	72	0.00%

REP - BIRCH RUN TOWNSHIP CLERK

Write-In		6	100.00%
	Total...	6	100.00%

REP - BIRCH RUN TOWNSHIP TREASURER

Karen Parlborg		72	100.00%
Write-In		0	0.00%
	Total...	72	0.00%

REP - BIRCH RUN TOWNSHIP TRUSTEES

Kurt W Kiessling		64	24.71%
Pam Moore		63	24.32%
Carleton J Norris		62	23.94%
Fred Sheridan		70	27.03%
Write-In		0	0.00%
	Total...	259	0.00%

REP - BIRCH RUN TWP PCT 3 DELEGATE - REP

Suzanne Hall		68	98.55%
Write-In		1	1.45%
	Total...	69	100.00%

DEM - US REPRESENTATIVE - 4TH DIST

Write-In		13	100.00%
	Total...	13	100.00%

DEM - STATE REPRESENTATIVE - 94TH DIST

Kevin C Seamon		56	100.00%
Write-In		0	0.00%
	Total...	56	0.00%

DEM - PROSECUTING ATTORNEY

John A McColgan Jr		57	100.00%
Write-In		0	0.00%
	Total...	57	0.00%

DEM - SHERIFF

Brian D Booker		6	5.26%
William L Federspiel		57	50.00%
Bill Gutzwiller		51	44.74%
Robert Karl		0	0.00%
Write-In		0	0.00%
	Total...	114	0.00%

DEM - CLERK

Tammy Bleszke		28	39.44%
Michael J Hanley		43	60.56%
Write-In		0	0.00%
	Total...	71	0.00%

Saginaw County_Aug0216_E

August 2, 2016

Precinct Report

Saginaw Co

Birch Run Township Precinct 3

DEM - TREASURER

Tim Novak	55	100.00%
Write-In	0	0.00%
Total...	55	0.00%

DEM - REGISTER OF DEEDS

Katie Albosta Kelly	61	100.00%
Write-In	0	0.00%
Total...	61	0.00%

DEM - PUBLIC WORKS COMMISSIONER

Brian J Wendling	57	98.28%
Write-In	1	1.72%
Total...	58	100.00%

DEM - COUNTY COMMISSIONER DISTRICT 8

Write-In	5	100.00%
Total...	5	100.00%

DEM - BIRCH RUN TOWNSHIP SUPERVISOR

Write-In	4	100.00%
Total...	4	100.00%

DEM - BIRCH RUN TOWNSHIP CLERK

Corey Trinklein	61	100.00%
Write-In	0	0.00%
Total...	61	0.00%

DEM - BIRCH RUN TOWNSHIP TREASURER

Connie Mazur	54	100.00%
Write-In	0	0.00%
Total...	54	0.00%

DEM - BIRCH RUN TOWNSHIP TRUSTEES

DeAnna D Geisenhaver	43	27.74%
Brady Totten	59	38.06%
Dale Trinklein Jr	52	33.55%
Write-In	1	0.65%
Total...	155	100.00%

DEM - BIRCH RUN TWP PCT 3 DELEGATE - DEM

Write-In	5	100.00%
Total...	5	100.00%

Saginaw County Sheriff Services Millage

YES	116	68.24%
NO	54	31.76%
Total...	170	100.00%

Blumfield Township Precinct 1

Registration & Turnout 1,548

Election Day Turnout	214	13.82%
AV Polling Turnout	0	0.00%
Election Day Manual Entry Turnout	0	0.00%
SPR Host Turnout	0	0.00%
Total...	214	13.82%

REP - US REPRESENTATIVE - 5TH DIST

Al Hardwick	96	100.00%
Write-In	0	0.00%
Total...	96	0.00%

REP - STATE REPRESENTATIVE - 94TH DIST

Tim Kelly	98	100.00%
-----------	----	---------

Saginaw County_Aug0216_E

August 2, 2016

Precinct Report

Saginaw Co

Blumfield Township Precinct 1

REP - STATE REPRESENTATIVE - 94TH DIST

Write-In		0	0.00%
	Total...	98	0.00%

REP - PROSECUTING ATTORNEY

Write-In		4	100.00%
	Total...	4	100.00%

REP - SHERIFF

Write-In		4	100.00%
	Total...	4	100.00%

REP - CLERK

Amy R Carl		94	100.00%
Write-In		0	0.00%
	Total...	94	0.00%

REP - TREASURER

Heather McLeod		93	100.00%
Write-In		0	0.00%
	Total...	93	0.00%

REP - REGISTER OF DEEDS

Karen E Gerhardt		90	100.00%
Write-In		0	0.00%
	Total...	90	0.00%

REP - PUBLIC WORKS COMMISSIONER

Richard Riebschleger		95	100.00%
Write-In		0	0.00%
	Total...	95	0.00%

REP - COUNTY COMMISSIONER DISTRICT 8

Dennis Krafft		100	100.00%
Write-In		0	0.00%
	Total...	100	0.00%

REP - BLUMFIELD TOWNSHIP SUPERVISOR

Wesley Reinbold		90	100.00%
Write-In		0	0.00%
	Total...	90	0.00%

REP - BLUMFIELD TOWNSHIP CLERK

Lisa Roethlisberger		91	100.00%
Write-In		0	0.00%
	Total...	91	0.00%

REP - BLUMFIELD TOWNSHIP TREASURER

Sandra Daenzer		92	100.00%
Write-In		0	0.00%
	Total...	92	0.00%

REP - BLUMFIELD TOWNSHIP TRUSTEES

Eric Frahm		83	50.61%
Kenneth Huber		81	49.39%
Write-In		0	0.00%
	Total...	164	0.00%

REP - BLUMFIELD TWP PCT DELEGATE - REP

Write-In		15	100.00%
	Total...	15	100.00%

DEM - US REPRESENTATIVE - 5TH DIST

Daniel T Kildee		65	100.00%
-----------------	--	----	---------

Saginaw County_Aug0216_E

August 2, 2016

Precinct Report

Saginaw Co

Blumfield Township Precinct 1

DEM - US REPRESENTATIVE - 5TH DIST

Write-In	0	0.00%
Total...	65	0.00%

DEM - STATE REPRESENTATIVE - 94TH DIST

Kevin C Seamon	58	100.00%
Write-In	0	0.00%
Total...	58	0.00%

DEM - PROSECUTING ATTORNEY

John A McColgan Jr	61	100.00%
Write-In	0	0.00%
Total...	61	0.00%

DEM - SHERIFF

Brian D Booker	4	3.81%
William L Federspiel	46	43.81%
Bill Gutzwiller	47	44.76%
Robert Karl	8	7.62%
Write-In	0	0.00%
Total...	105	0.00%

DEM - CLERK

Tammy Bieszke	32	40.51%
Michael J Hanley	47	59.49%
Write-In	0	0.00%
Total...	79	0.00%

DEM - TREASURER

Tim Novak	65	100.00%
Write-In	0	0.00%
Total...	65	0.00%

DEM - REGISTER OF DEEDS

Katie Albosta Kelly	63	100.00%
Write-In	0	0.00%
Total...	63	0.00%

DEM - PUBLIC WORKS COMMISSIONER

Brian J Wendling	64	100.00%
Write-In	0	0.00%
Total...	64	0.00%

DEM - COUNTY COMMISSIONER DISTRICT 8

Write-In	4	100.00%
Total...	4	100.00%

DEM - BLUMFIELD TOWNSHIP SUPERVISOR

Write-In	1	100.00%
Total...	1	100.00%

DEM - BLUMFIELD TOWNSHIP CLERK

Write-In	1	100.00%
Total...	1	100.00%

DEM - BLUMFIELD TOWNSHIP TREASURER

Write-In	1	100.00%
Total...	1	100.00%

DEM - BLUMFIELD TOWNSHIP TRUSTEES

Write-In	1	100.00%
Total...	1	100.00%

Saginaw County_Aug0216_E

August 2, 2016

Precinct Report

Saginaw Co

Blumfield Township Precinct 1

DEM - BLUMFIELD TWP PCT DELEGATE - DEM

Write-In	1	100.00%
Total...	1	100.00%

Saginaw County Sheriff Services Millage

YES	114	59.07%
NO	79	40.93%
Total...	193	100.00%

Brady Township Precinct 1

Registration & Turnout 1,671

Election Day Turnout	0	0.00%
AV Polling Turnout	0	0.00%
Election Day Manual Entry Turnout	0	0.00%
SPR Host Turnout	234	14.00%
Total...	234	14.00%

REP - US REPRESENTATIVE - 4TH DIST

John Moolenaar	96	100.00%
Write-In	0	0.00%
Total...	96	0.00%

REP - STATE REPRESENTATIVE - 85TH DIST

Hartmann Frederick Aue	9	9.28%
Robert Cottrell	5	5.15%
Ben Frederick	79	81.44%
George Sode	4	4.12%
Write-In	0	0.00%
Total...	97	0.00%

REP - PROSECUTING ATTORNEY

Write-In	2	100.00%
Total...	2	100.00%

REP - SHERIFF

Write-In	3	100.00%
Total...	3	100.00%

REP - CLERK

Amy R Carl	78	100.00%
Write-In	0	0.00%
Total...	78	0.00%

REP - TREASURER

Heather McLeod	80	100.00%
Write-In	0	0.00%
Total...	80	0.00%

REP - REGISTER OF DEEDS

Karen E Gerhardt	78	100.00%
Write-In	0	0.00%
Total...	78	0.00%

REP - PUBLIC WORKS COMMISSIONER

Richard Riebschleger	82	100.00%
Write-In	0	0.00%
Total...	82	0.00%

REP - COUNTY COMMISSIONER DISTRICT 6

Matthew E Gronda	30	32.97%
Kyle R Harris	61	67.03%
Write-In	0	0.00%
Total...	91	0.00%

Saginaw County_Aug0216_E

August 2, 2016

Precinct Report

Saginaw Co

Brady Township Precinct 1

REP - BRADY TOWNSHIP SUPERVISOR

Steven Kienitz	79	97.53%
Write-In	2	2.47%
Total...	81	100.00%

REP - BRADY TOWNSHIP CLERK

Write-In	2	100.00%
Total...	2	100.00%

REP - BRADY TOWNSHIP TREASURER

Write-In	1	100.00%
Total...	1	100.00%

REP - BRADY TOWNSHIP TRUSTEES

Glen Reeves	80	100.00%
Write-In	0	0.00%
Total...	80	0.00%

REP - BRADY TWP PCT DELEGATE - REP

Write-In	0	0.00%
Total...	0	0.00%

DEM - US REPRESENTATIVE - 4TH DIST

Write-In	19	100.00%
Total...	19	100.00%

DEM - STATE REPRESENTATIVE - 85TH DIST

John Horvath	45	45.45%
Anthony David Karhoff	15	15.15%
Joyce Surprenant	22	22.22%
John W Vincent	16	16.16%
Write-In	1	1.01%
Total...	99	100.00%

DEM - PROSECUTING ATTORNEY

John A McColgan Jr	92	100.00%
Write-In	0	0.00%
Total...	92	0.00%

DEM - SHERIFF

Brian D Booker	9	7.69%
William L Federspiel	62	52.99%
Bill Gutzwiller	42	35.90%
Robert Karl	4	3.42%
Write-In	0	0.00%
Total...	117	0.00%

DEM - CLERK

Tammy Bieszke	49	48.51%
Michael J Hanley	52	51.49%
Write-In	0	0.00%
Total...	101	0.00%

DEM - TREASURER

Tim Novak	99	100.00%
Write-In	0	0.00%
Total...	99	0.00%

DEM - REGISTER OF DEEDS

Katie Albosta Kelly	100	100.00%
Write-In	0	0.00%
Total...	100	0.00%

Saginaw County_Aug0216_E

August 2, 2016

Precinct Report

Saginaw Co

Brady Township Precinct 1

DEM - PUBLIC WORKS COMMISSIONER

Brian J Wendling	100	100.00%
Write-In	0	0.00%
Total...	100	0.00%

DEM - COUNTY COMMISSIONER DISTRICT 6

Dave Adams	75	73.53%
Hunter L Koch	27	26.47%
Write-In	0	0.00%
Total...	102	0.00%

DEM - BRADY TOWNSHIP SUPERVISOR

Write-In	10	100.00%
Total...	10	100.00%

DEM - BRADY TOWNSHIP CLERK

Beverly Wenzlick	96	98.97%
Write-In	1	1.03%
Total...	97	100.00%

DEM - BRADY TOWNSHIP TREASURER

Patricia A Goodrich	95	98.96%
Write-In	1	1.04%
Total...	96	100.00%

DEM - BRADY TOWNSHIP TRUSTEES

Dennis Cook	81	100.00%
Write-In	0	0.00%
Total...	81	0.00%

DEM - BRADY TWP PCT DELEGATE - DEM

Write-In	2	100.00%
Total...	2	100.00%

Saginaw County Sheriff Services Millage

YES	106	55.21%
NO	86	44.79%
Total...	192	100.00%

Brant Township Precinct 1

Registration & Turnout 1,504

Election Day Turnout	293	19.48%
AV Polling Turnout	0	0.00%
Election Day Manual Entry Turnout	0	0.00%
SPR Host Turnout	0	0.00%
Total...	293	19.48%

REP - US REPRESENTATIVE - 4TH DIST

John Moolenaar	118	99.16%
Write-In	1	0.84%
Total...	119	100.00%

REP - STATE REPRESENTATIVE - 85TH DIST

Hartmann Frederick Aue	10	7.75%
Robert Cottrell	12	9.30%
Ben Frederick	105	81.40%
George Sode	1	0.78%
Write-In	1	0.78%
Total...	129	100.00%

REP - PROSECUTING ATTORNEY

Write-In	5	100.00%
Total...	5	100.00%

Saginaw County_Aug0216_E

August 2, 2016

Precinct Report

Saginaw Co

Brant Township Precinct 1

REP - SHERIFF

Write-In	6	100.00%
Total...	6	100.00%

REP - CLERK

Amy R Carl	106	100.00%
Write-In	0	0.00%
Total...	106	0.00%

REP - TREASURER

Heather McLeod	102	99.03%
Write-In	1	0.97%
Total...	103	100.00%

REP - REGISTER OF DEEDS

Karen E Gerhardt	106	100.00%
Write-In	0	0.00%
Total...	106	0.00%

REP - PUBLIC WORKS COMMISSIONER

Richard Riebschleger	102	100.00%
Write-In	0	0.00%
Total...	102	0.00%

REP - COUNTY COMMISSIONER DISTRICT 6

Matthew E Gronda	36	29.27%
Kyle R Harris	87	70.73%
Write-In	0	0.00%
Total...	123	0.00%

REP - BRANT TOWNSHIP SUPERVISOR

Robert Fowler	99	96.12%
Write-In	4	3.88%
Total...	103	100.00%

REP - BRANT TOWNSHIP CLERK

Theresa K Morris	114	99.13%
Write-In	1	0.87%
Total...	115	100.00%

REP - BRANT TOWNSHIP TREASURER

Paula J Cooper	117	100.00%
Write-In	0	0.00%
Total...	117	0.00%

REP - BRANT TOWNSHIP TRUSTEES

Barbara Fowler	108	98.18%
Write-In	2	1.82%
Total...	110	100.00%

REP - BRANT TWP PCT DELEGATE - REP

Mike Goschka	107	61.85%
Dennis S Lichon	65	37.57%
Write-In	1	0.58%
Total...	173	100.00%

DEM - US REPRESENTATIVE - 4TH DIST

Write-In	33	100.00%
Total...	33	100.00%

DEM - STATE REPRESENTATIVE - 85TH DIST

John Horvath	34	31.19%
Anthony David Karhoff	22	20.18%
Joyce Surprenant	38	34.86%

Saginaw County_Aug0216_E

August 2, 2016

Precinct Report

Saginaw Co

Brant Township Precinct 1

DEM - STATE REPRESENTATIVE - 85TH DIST

John W Vincent	13	11.93%
Write-In	2	1.83%
Total...	109	100.00%

DEM - PROSECUTING ATTORNEY

John A McColgan Jr	104	98.11%
Write-In	2	1.89%
Total...	106	100.00%

DEM - SHERIFF

Brian D Booker	0	0.00%
William L Federspiel	79	52.67%
Bill Gutzwiller	60	40.00%
Robert Karl	11	7.33%
Write-In	0	0.00%
Total...	150	0.00%

DEM - CLERK

Tammy Bleszke	68	51.91%
Michael J Hanley	62	47.33%
Write-In	1	0.76%
Total...	131	100.00%

DEM - TREASURER

Tim Novak	111	99.11%
Write-In	1	0.89%
Total...	112	100.00%

DEM - REGISTER OF DEEDS

Katie Albosta Kelly	113	99.12%
Write-In	1	0.88%
Total...	114	100.00%

DEM - PUBLIC WORKS COMMISSIONER

Brian J Wendling	116	99.15%
Write-In	1	0.85%
Total...	117	100.00%

DEM - COUNTY COMMISSIONER DISTRICT 6

Dave Adams	105	79.55%
Hunter L Koch	26	19.70%
Write-In	1	0.76%
Total...	132	100.00%

DEM - BRANT TOWNSHIP SUPERVISOR

Write-In	12	100.00%
Total...	12	100.00%

DEM - BRANT TOWNSHIP CLERK

Write-In	10	100.00%
Total...	10	100.00%

DEM - BRANT TOWNSHIP TREASURER

Write-In	11	100.00%
Total...	11	100.00%

DEM - BRANT TOWNSHIP TRUSTEES

Ken Smith	103	98.10%
Write-In	2	1.90%
Total...	105	100.00%

Saginaw County_Aug0216_E

August 2, 2016

Precinct Report

Saginaw Co

Brant Township Precinct 1

DEM - BRANT TWP PCT DELEGATE - DEM

Write-In	11	100.00%
Total...	11	100.00%

Saginaw County Sheriff Services Millage

YES	156	58.43%
NO	111	41.57%
Total...	267	100.00%

Bridgeport Twp Pre 1

Registration & Turnout 930

Election Day Turnout	133	14.30%
AV Polling Turnout	63	6.77%
Election Day Manual Entry Turnout	0	0.00%
SPR Host Turnout	0	0.00%
Total...	196	21.08%

REP - US REPRESENTATIVE - 5TH DIST (Final)

Al Hardwick	37	100.00%
Write-In	0	0.00%
Total...	37	0.00%

REP - STATE REPRESENTATIVE - 95TH DIST (Final)

Dorothy Tanner	37	100.00%
Write-In	0	0.00%
Total...	37	0.00%

REP - PROSECUTING ATTORNEY (Final)

Write-In	1	100.00%
Total...	1	100.00%

REP - SHERIFF (Final)

Write-In	3	100.00%
Total...	3	100.00%

REP - CLERK (Final)

Amy R Carl	36	100.00%
Write-In	0	0.00%
Total...	36	0.00%

REP - TREASURER (Final)

Heather McLeod	39	100.00%
Write-In	0	0.00%
Total...	39	0.00%

REP - REGISTER OF DEEDS (Final)

Karen E Gerhardt	35	100.00%
Write-In	0	0.00%
Total...	35	0.00%

REP - PUBLIC WORKS COMMISSIONER (Final)

Richard Riebschleger	36	100.00%
Write-In	0	0.00%
Total...	36	0.00%

REP - COUNTY COMMISSIONER DISTRICT 8 (Final)

Dennis Krafft	35	100.00%
Write-In	0	0.00%
Total...	35	0.00%

REP - BRIDGEPORT TOWNSHIP SUPERVISOR (Final)

Write-In	3	100.00%
Total...	3	100.00%

Saginaw County_Aug0216_E

August 2, 2016

Precinct Report

Saginaw Co

Bridgeport Twp Pre 1

REP - BRIDGEPORT TOWNSHIP CLERK (Final)

Write-In	2	100.00%
Total...	2	100.00%

REP - BRIDGEPORT TOWNSHIP TREASURER (Final)

Write-In	3	100.00%
Total...	3	100.00%

REP - BRIDGEPORT TOWNSHIP TRUSTEES (Final)

Write-In	12	100.00%
Total...	12	100.00%

REP - BRIDGEPORT TWP PCT 1 DELEGATE - REP (Final)

Write-In	12	100.00%
Total...	12	100.00%

DEM - US REPRESENTATIVE - 5TH DIST (Final)

Daniel T Kildee	122	100.00%
Write-In	0	0.00%
Total...	122	0.00%

DEM - STATE REPRESENTATIVE - 95TH DIST (Final)

Vanessa Guerra	122	99.19%
Write-In	1	0.81%
Total...	123	100.00%

DEM - PROSECUTING ATTORNEY (Final)

John A McColgan Jr	114	99.13%
Write-In	1	0.87%
Total...	115	100.00%

DEM - SHERIFF (Final)

Brian D Booker	40	28.99%
William L Federspiel	64	46.38%
Bill Gutzwiller	28	20.29%
Robert Karl	6	4.35%
Write-In	0	0.00%
Total...	138	0.00%

DEM - CLERK (Final)

Tammy Bieszke	50	40.32%
Michael J Hanley	74	59.68%
Write-In	0	0.00%
Total...	124	0.00%

DEM - TREASURER (Final)

Tim Novak	111	100.00%
Write-In	0	0.00%
Total...	111	0.00%

DEM - REGISTER OF DEEDS (Final)

Katie Albosta Kelly	113	100.00%
Write-In	0	0.00%
Total...	113	0.00%

DEM - PUBLIC WORKS COMMISSIONER (Final)

Brian J Wendling	116	100.00%
Write-In	0	0.00%
Total...	116	0.00%

DEM - COUNTY COMMISSIONER DISTRICT 8 (Final)

Write-In	12	100.00%
Total...	12	100.00%

Saginaw County_Aug0216_E

August 2, 2016

Precinct Report

Saginaw Co

Bridgeport Twp Pre 1

DEM - BRIDGEPORT TOWNSHIP SUPERVISOR (Final)

Augie Tausend	114	99.13%
Write-In	1	0.87%
Total...	115	100.00%

DEM - BRIDGEPORT TOWNSHIP CLERK (Final)

Tom Coats	64	48.12%
Darlene Miller	69	51.88%
Write-In	0	0.00%
Total...	133	0.00%

DEM - BRIDGEPORT TOWNSHIP TREASURER (Final)

James R Secord	109	100.00%
Write-In	0	0.00%
Total...	109	0.00%

DEM - BRIDGEPORT TOWNSHIP TRUSTEES (Final)

Jennifer Gutierrez	89	26.97%
Darrell Thayer	72	21.82%
Calvin Williams	84	25.45%
Heather Wilson	85	25.76%
Write-In	0	0.00%
Total...	330	0.00%

DEM - BRIDGEPORT TWP PCT 1 DELEGATE - DEM (Final)

Write-In	13	100.00%
Total...	13	100.00%

Saginaw County Sheriff Services Millage (Final)

YES	99	58.93%
NO	69	41.07%
Total...	168	100.00%

Bridgeport Twp Pre 2

Registration & Turnout 1,549

Election Day Turnout	141	9.10%
AV Polling Turnout	78	5.04%
Election Day Manual Entry Turnout	0	0.00%
SPR Host Turnout	0	0.00%
Total...	219	14.14%

REP - US REPRESENTATIVE - 5TH DIST (Final)

Al Hardwick	12	100.00%
Write-In	0	0.00%
Total...	12	0.00%

REP - STATE REPRESENTATIVE - 95TH DIST (Final)

Dorothy Tanner	12	100.00%
Write-In	0	0.00%
Total...	12	0.00%

REP - PROSECUTING ATTORNEY (Final)

Write-In	2	100.00%
Total...	2	100.00%

REP - SHERIFF (Final)

Write-In	1	100.00%
Total...	1	100.00%

REP - CLERK (Final)

Amy R Carl	12	100.00%
Write-In	0	0.00%
Total...	12	0.00%

Saginaw County_Aug0216_E

August 2, 2016

Precinct Report

Saginaw Co

Bridgeport Twp Pre 2

REP - TREASURER		(Final)	
Heather McLeod	12	100.00%	
Write-In	0	0.00%	
Total...	12	0.00%	
REP - REGISTER OF DEEDS		(Final)	
Karen E Gerhardt	11	100.00%	
Write-In	0	0.00%	
Total...	11	0.00%	
REP - PUBLIC WORKS COMMISSIONER		(Final)	
Richard Riebschleger	12	100.00%	
Write-In	0	0.00%	
Total...	12	0.00%	
REP - COUNTY COMMISSIONER DISTRICT 8		(Final)	
Dennis Krafft	12	100.00%	
Write-In	0	0.00%	
Total...	12	0.00%	
REP - BRIDGEPORT TOWNSHIP SUPERVISOR		(Final)	
Write-In	3	100.00%	
Total...	3	100.00%	
REP - BRIDGEPORT TOWNSHIP CLERK		(Final)	
Write-In	3	100.00%	
Total...	3	100.00%	
REP - BRIDGEPORT TOWNSHIP TREASURER		(Final)	
Write-In	3	100.00%	
Total...	3	100.00%	
REP - BRIDGEPORT TOWNSHIP TRUSTEES		(Final)	
Write-In	5	100.00%	
Total...	5	100.00%	
REP - BRIDGEPORT TWP PCT 2 DELEGATE - REP		(Final)	
Write-In	4	100.00%	
Total...	4	100.00%	
DEM - US REPRESENTATIVE - 5TH DIST		(Final)	
Daniel T Kildee	155	97.48%	
Write-In	4	2.52%	
Total...	159	100.00%	
DEM - STATE REPRESENTATIVE - 95TH DIST		(Final)	
Vanessa Guerra	148	96.73%	
Write-In	5	3.27%	
Total...	153	100.00%	
DEM - PROSECUTING ATTORNEY		(Final)	
John A McColgan Jr	137	95.14%	
Write-In	7	4.86%	
Total...	144	100.00%	
DEM - SHERIFF		(Final)	
Brian D Booker	50	27.03%	
William L Federspiel	82	44.32%	
Bill Gutzwiller	44	23.78%	
Robert Karl	9	4.86%	
Write-In	0	0.00%	
Total...	185	0.00%	
DEM - CLERK		(Final)	
Tammy Bleszke	85	49.42%	

Saginaw County_Aug0216_E

August 2, 2016

Precinct Report

Saginaw Co

Bridgeport Twp Pre 2

DEM - CLERK (Final)

Michael J Hanley	85	49.42%
Write-In	2	1.16%
Total...	172	100.00%

DEM - TREASURER (Final)

Tim Novak	144	97.30%
Write-In	4	2.70%
Total...	148	100.00%

DEM - REGISTER OF DEEDS (Final)

Katie Albosta Kelly	147	96.71%
Write-In	5	3.29%
Total...	152	100.00%

DEM - PUBLIC WORKS COMMISSIONER (Final)

Brian J Wendling	143	95.97%
Write-In	6	4.03%
Total...	149	100.00%

DEM - COUNTY COMMISSIONER DISTRICT 8 (Final)

Write-In	19	100.00%
Total...	19	100.00%

DEM - BRIDGEPORT TOWNSHIP SUPERVISOR (Final)

Augie Tausend	132	97.78%
Write-In	3	2.22%
Total...	135	100.00%

DEM - BRIDGEPORT TOWNSHIP CLERK (Final)

Tom Coats	66	40.00%
Darlene Miller	99	60.00%
Write-In	0	0.00%
Total...	165	0.00%

DEM - BRIDGEPORT TOWNSHIP TREASURER (Final)

James R Secord	132	97.06%
Write-In	4	2.94%
Total...	136	100.00%

DEM - BRIDGEPORT TOWNSHIP TRUSTEES (Final)

Jennifer Gutierrez	95	26.03%
Darrell Thayer	76	20.82%
Calvin Williams	90	24.68%
Heather Wilson	94	25.75%
Write-In	10	2.74%
Total...	365	100.00%

DEM - BRIDGEPORT TWP PCT 2 DELEGATE - DEM (Final)

Write-In	31	100.00%
Total...	31	100.00%

Saginaw County Sheriff Services Millage (Final)

YES	115	59.59%
NO	78	40.41%
Total...	193	100.00%

Bridgeport Twp Pre 3

Registration & Turnout 1,883

Election Day Turnout	247	13.12%
AV Polling Turnout	111	5.89%
Election Day Manual Entry Turnout	0	0.00%

Saginaw County_Aug0216_E

August 2, 2016

Precinct Report

Saginaw Co

Bridgeport Twp Pre 3

Registration & Turnout		1,883	
SPR Host Turnout	0	0.00%	
Total...	358	19.01%	
REP - US REPRESENTATIVE - 5TH DIST		(Final)	
Al Hardwick	69	100.00%	
Write-In	0	0.00%	
Total...	69	0.00%	
REP - STATE REPRESENTATIVE - 95TH DIST		(Final)	
Dorothy Tanner	70	100.00%	
Write-In	0	0.00%	
Total...	70	0.00%	
REP - PROSECUTING ATTORNEY		(Final)	
Write-In	5	100.00%	
Total...	5	100.00%	
REP - SHERIFF		(Final)	
Write-In	5	100.00%	
Total...	5	100.00%	
REP - CLERK		(Final)	
Amy R Carl	73	100.00%	
Write-In	0	0.00%	
Total...	73	0.00%	
REP - TREASURER		(Final)	
Heather McLeod	75	100.00%	
Write-In	0	0.00%	
Total...	75	0.00%	
REP - REGISTER OF DEEDS		(Final)	
Karen E Gerhardt	73	100.00%	
Write-In	0	0.00%	
Total...	73	0.00%	
REP - PUBLIC WORKS COMMISSIONER		(Final)	
Richard Riebschleger	70	100.00%	
Write-In	0	0.00%	
Total...	70	0.00%	
REP - COUNTY COMMISSIONER DISTRICT 7		(Final)	
Write-In	5	100.00%	
Total...	5	100.00%	
REP - BRIDGEPORT TOWNSHIP SUPERVISOR		(Final)	
Write-In	4	100.00%	
Total...	4	100.00%	
REP - BRIDGEPORT TOWNSHIP CLERK		(Final)	
Write-In	3	100.00%	
Total...	3	100.00%	
REP - BRIDGEPORT TOWNSHIP TREASURER		(Final)	
Write-In	3	100.00%	
Total...	3	100.00%	
REP - BRIDGEPORT TOWNSHIP TRUSTEES		(Final)	
Write-In	9	100.00%	
Total...	9	100.00%	
REP - BRIDGEPORT TWP PCT 3 DELEGATE - REP		(Final)	
Write-In	20	100.00%	
Total...	20	100.00%	

Saginaw County_Aug0216_E

August 2, 2016

Precinct Report

Saginaw Co

Bridgeport Twp Pre 3

DEM - US REPRESENTATIVE - 5TH DIST		(Final)
Daniel T Kildee	203	99.51%
Write-In	1	0.49%
Total...	204	100.00%
DEM - STATE REPRESENTATIVE - 95TH DIST		(Final)
Vanessa Guerra	201	99.50%
Write-In	1	0.50%
Total...	202	100.00%
DEM - PROSECUTING ATTORNEY		(Final)
John A McColgan Jr	191	98.96%
Write-In	2	1.04%
Total...	193	100.00%
DEM - SHERIFF		(Final)
Brian D Booker	8	3.09%
William L Federspiel	135	52.12%
Bill Gutzwiller	97	37.45%
Robert Karl	19	7.34%
Write-In	0	0.00%
Total...	259	0.00%
DEM - CLERK		(Final)
Tammy Bleszke	87	39.55%
Michael J Hanley	133	60.45%
Write-In	0	0.00%
Total...	220	0.00%
DEM - TREASURER		(Final)
Tim Novak	201	100.00%
Write-In	0	0.00%
Total...	201	0.00%
DEM - REGISTER OF DEEDS		(Final)
Katie Albosta Kelly	192	100.00%
Write-In	0	0.00%
Total...	192	0.00%
DEM - PUBLIC WORKS COMMISSIONER		(Final)
Brian J Wendling	198	100.00%
Write-In	0	0.00%
Total...	198	0.00%
DEM - COUNTY COMMISSIONER DISTRICT 7		(Final)
Cheryl M Hadsall	199	99.50%
Write-In	1	0.50%
Total...	200	100.00%
DEM - BRIDGEPORT TOWNSHIP SUPERVISOR		(Final)
Augie Tausend	179	100.00%
Write-In	0	0.00%
Total...	179	0.00%
DEM - BRIDGEPORT TOWNSHIP CLERK		(Final)
Tom Coats	136	58.62%
Darlene Miller	96	41.38%
Write-In	0	0.00%
Total...	232	0.00%
DEM - BRIDGEPORT TOWNSHIP TREASURER		(Final)
James R Secord	191	100.00%

Saginaw County_Aug0216_E

August 2, 2016

Precinct Report

Saginaw Co

Bridgeport Twp Pre 3

DEM - BRIDGEPORT TOWNSHIP TREASURER (Final)

Write-In	0	0.00%
Total...	191	0.00%

DEM - BRIDGEPORT TOWNSHIP TRUSTEES (Final)

Jennifer Gutierrez	150	26.69%
Darrell Thayer	139	24.73%
Calvin Williams	127	22.60%
Heather Wilson	146	25.98%
Write-In	0	0.00%
Total...	562	0.00%

DEM - BRIDGEPORT TWP PCT 3 DELEGATE - DEM (Final)

Write-In	1	100.00%
Total...	1	100.00%

Saginaw County Sheriff Services Millage (Final)

YES	164	52.23%
NO	150	47.77%
Total...	314	100.00%

Bridgeport Twp Pre 4

Registration & Turnout 2,481

Election Day Turnout	296	11.93%
AV Polling Turnout	157	6.33%
Election Day Manual Entry Turnout	0	0.00%
SPR Host Turnout	0	0.00%
Total...	453	18.26%

REP - US REPRESENTATIVE - 5TH DIST (Final)

Al Hardwick	24	100.00%
Write-In	0	0.00%
Total...	24	0.00%

REP - STATE REPRESENTATIVE - 95TH DIST (Final)

Dorothy Tanner	24	100.00%
Write-In	0	0.00%
Total...	24	0.00%

REP - PROSECUTING ATTORNEY (Final)

Write-In	4	100.00%
Total...	4	100.00%

REP - SHERIFF (Final)

Write-In	3	100.00%
Total...	3	100.00%

REP - CLERK (Final)

Amy R Carl	23	100.00%
Write-In	0	0.00%
Total...	23	0.00%

REP - TREASURER (Final)

Heather McLeod	23	100.00%
Write-In	0	0.00%
Total...	23	0.00%

REP - REGISTER OF DEEDS (Final)

Karen E Gerhardt	22	100.00%
Write-In	0	0.00%
Total...	22	0.00%

REP - PUBLIC WORKS COMMISSIONER (Final)

Richard Riebschleger	22	100.00%
----------------------	----	---------

Saginaw County_Aug0216_E

August 2, 2016

Precinct Report

Saginaw Co

Bridgeport Twp Pre 4

REP - PUBLIC WORKS COMMISSIONER		(Final)	
Write-In	0	0.00%	
Total...	22	0.00%	
REP - COUNTY COMMISSIONER DISTRICT 7		(Final)	
Write-In	2	100.00%	
Total...	2	100.00%	
REP - BRIDGEPORT TOWNSHIP SUPERVISOR		(Final)	
Write-In	2	100.00%	
Total...	2	100.00%	
REP - BRIDGEPORT TOWNSHIP CLERK		(Final)	
Write-In	2	100.00%	
Total...	2	100.00%	
REP - BRIDGEPORT TOWNSHIP TREASURER		(Final)	
Write-In	1	100.00%	
Total...	1	100.00%	
REP - BRIDGEPORT TOWNSHIP TRUSTEES		(Final)	
Write-In	5	100.00%	
Total...	5	100.00%	
REP - BRIDGEPORT TWP PCT 4 DELEGATE - REP		(Final)	
Anne Marie Leonard	21	84.00%	
Write-In	4	16.00%	
Total...	25	100.00%	
DEM - US REPRESENTATIVE - 5TH DIST		(Final)	
Daniel T Kildee	369	100.00%	
Write-In	0	0.00%	
Total...	369	0.00%	
DEM - STATE REPRESENTATIVE - 95TH DIST		(Final)	
Vanessa Guerra	368	99.73%	
Write-In	1	0.27%	
Total...	369	100.00%	
DEM - PROSECUTING ATTORNEY		(Final)	
John A McColgan Jr	343	99.71%	
Write-In	1	0.29%	
Total...	344	100.00%	
DEM - SHERIFF		(Final)	
Brian D Booker	177	43.49%	
William L Federspiel	154	37.84%	
Bill Gutzwiller	59	14.50%	
Robert Karl	16	3.93%	
Write-In	1	0.25%	
Total...	407	100.00%	
DEM - CLERK		(Final)	
Tammy Bieszke	133	35.00%	
Michael J Hanley	246	64.74%	
Write-In	1	0.26%	
Total...	380	100.00%	
DEM - TREASURER		(Final)	
Tim Novak	350	99.43%	
Write-In	2	0.57%	
Total...	352	100.00%	
DEM - REGISTER OF DEEDS		(Final)	
Katie Albosta Kelly	349	99.71%	

Saginaw County_Aug0216_E

August 2, 2016

Precinct Report

Saginaw Co

Bridgeport Twp Pre 4

DEM - REGISTER OF DEEDS (Final)

Write-In	1	0.29%
Total...	350	100.00%

DEM - PUBLIC WORKS COMMISSIONER (Final)

Brian J Wendling	349	99.71%
Write-In	1	0.29%
Total...	350	100.00%

DEM - COUNTY COMMISSIONER DISTRICT 7 (Final)

Cheryl M Hadsall	339	99.12%
Write-In	3	0.88%
Total...	342	100.00%

DEM - BRIDGEPORT TOWNSHIP SUPERVISOR (Final)

Augie Tausend	322	98.77%
Write-In	4	1.23%
Total...	326	100.00%

DEM - BRIDGEPORT TOWNSHIP CLERK (Final)

Tom Coats	158	44.13%
Darlene Miller	199	55.59%
Write-In	1	0.28%
Total...	358	100.00%

DEM - BRIDGEPORT TOWNSHIP TREASURER (Final)

James R Secord	313	99.68%
Write-In	1	0.32%
Total...	314	100.00%

DEM - BRIDGEPORT TOWNSHIP TRUSTEES (Final)

Jennifer Gutierrez	257	27.49%
Darrell Thayer	194	20.75%
Calvin Williams	261	27.91%
Heather Wilson	221	23.64%
Write-In	2	0.21%
Total...	935	100.00%

DEM - BRIDGEPORT TWP PCT 4 DELEGATE - DEM (Final)

Phelan Johnson	309	95.96%
Write-In	13	4.04%
Total...	322	100.00%

Saginaw County Sheriff Services Millage (Final)

YES	176	46.93%
NO	199	53.07%
Total...	375	100.00%

Bridgeport Twp Pre 5

Registration & Turnout 1,257

Election Day Turnout	170	13.52%
AV Polling Turnout	118	9.39%
Election Day Manual Entry Turnout	0	0.00%
SPR Host Turnout	0	0.00%
Total...	288	22.91%

REP - US REPRESENTATIVE - 5TH DIST (Final)

Al Hardwick	44	100.00%
Write-In	0	0.00%
Total...	44	0.00%

REP - STATE REPRESENTATIVE - 95TH DIST (Final)

Dorothy Tanner	43	100.00%
----------------	----	---------

Saginaw County_Aug0216_E

August 2, 2016

Precinct Report

Saginaw Co

Bridgeport Twp Pre 5

REP - STATE REPRESENTATIVE - 95TH DIST		(Final)	
Write-In		0	0.00%
	Total...	43	0.00%
REP - PROSECUTING ATTORNEY		(Final)	
Write-In		3	100.00%
	Total...	3	100.00%
REP - SHERIFF		(Final)	
Write-In		2	100.00%
	Total...	2	100.00%
REP - CLERK		(Final)	
Amy R Carl		42	100.00%
Write-In		0	0.00%
	Total...	42	0.00%
REP - TREASURER		(Final)	
Heather McLeod		42	100.00%
Write-In		0	0.00%
	Total...	42	0.00%
REP - REGISTER OF DEEDS		(Final)	
Karen E Gerhardt		43	100.00%
Write-In		0	0.00%
	Total...	43	0.00%
REP - PUBLIC WORKS COMMISSIONER		(Final)	
Richard Riebschleger		43	100.00%
Write-In		0	0.00%
	Total...	43	0.00%
REP - COUNTY COMMISSIONER DISTRICT 8		(Final)	
Dennis Krafft		43	100.00%
Write-In		0	0.00%
	Total...	43	0.00%
REP - BRIDGEPORT TOWNSHIP SUPERVISOR		(Final)	
Write-In		2	100.00%
	Total...	2	100.00%
REP - BRIDGEPORT TOWNSHIP CLERK		(Final)	
Write-In		2	100.00%
	Total...	2	100.00%
REP - BRIDGEPORT TOWNSHIP TREASURER		(Final)	
Write-In		2	100.00%
	Total...	2	100.00%
REP - BRIDGEPORT TOWNSHIP TRUSTEES		(Final)	
Write-In		5	100.00%
	Total...	5	100.00%
REP - BRIDGEPORT TWP PCT 5 DELEGATE - REP		(Final)	
Write-In		8	100.00%
	Total...	8	100.00%
DEM - US REPRESENTATIVE - 5TH DIST		(Final)	
Daniel T Kildee		154	99.35%
Write-In		1	0.65%
	Total...	155	100.00%
DEM - STATE REPRESENTATIVE - 95TH DIST		(Final)	
Vanessa Guerra		158	99.37%
Write-In		1	0.63%
	Total...	159	100.00%

Saginaw County_Aug0216_E

August 2, 2016

Precinct Report

Saginaw Co

Bridgeport Twp Pre 5

DEM - PROSECUTING ATTORNEY (Final)

John A McColgan Jr	150	99.34%
Write-In	1	0.66%
Total...	151	100.00%

DEM - SHERIFF (Final)

Brian D Booker	11	5.09%
William L Federspiel	124	57.41%
Bill Gutzwiller	62	28.70%
Robert Karl	18	8.33%
Write-In	1	0.46%
Total...	216	100.00%

DEM - CLERK (Final)

Tammy Bieszke	66	38.82%
Michael J Hanley	103	60.59%
Write-In	1	0.59%
Total...	170	100.00%

DEM - TREASURER (Final)

Tim Novak	145	99.32%
Write-In	1	0.68%
Total...	146	100.00%

DEM - REGISTER OF DEEDS (Final)

Katie Albosta Kelly	143	99.31%
Write-In	1	0.69%
Total...	144	100.00%

DEM - PUBLIC WORKS COMMISSIONER (Final)

Brian J Wendling	147	99.32%
Write-In	1	0.68%
Total...	148	100.00%

DEM - COUNTY COMMISSIONER DISTRICT 8 (Final)

Write-In	7	100.00%
Total...	7	100.00%

DEM - BRIDGEPORT TOWNSHIP SUPERVISOR (Final)

Augie Tausend	150	99.34%
Write-In	1	0.66%
Total...	151	100.00%

DEM - BRIDGEPORT TOWNSHIP CLERK (Final)

Tom Coats	106	56.38%
Darlene Miller	82	43.62%
Write-In	0	0.00%
Total...	188	0.00%

DEM - BRIDGEPORT TOWNSHIP TREASURER (Final)

James R Secord	144	100.00%
Write-In	0	0.00%
Total...	144	0.00%

DEM - BRIDGEPORT TOWNSHIP TRUSTEES (Final)

Jennifer Gutierrez	130	28.57%
Darrell Thayer	106	23.30%
Calvin Williams	104	22.86%
Heather Wilson	114	25.05%
Write-In	1	0.22%
Total...	455	100.00%

Saginaw County_Aug0216_E

August 2, 2016

Precinct Report

Saginaw Co

Bridgeport Twp Pre 5

DEM - BRIDGEPORT TWP PCT 5 DELEGATE - DEM (Final)

Barbara Kemp-Lauria	116	51.56%
Robert C Lauria	108	48.00%
Write-In	1	0.44%
Total...	225	100.00%

Saginaw County Sheriff Services Millage (Final)

YES	153	59.77%
NO	103	40.23%
Total...	256	100.00%

Buena Vista Twp Pre 1

Registration & Turnout 1,128

Election Day Turnout	74	6.56%
AV Polling Turnout	24	2.13%
Election Day Manual Entry Turnout	0	0.00%
SPR Host Turnout	0	0.00%
Total...	98	8.69%

REP - US REPRESENTATIVE - 5TH DIST (Final)

Al Hardwick	10	100.00%
Write-In	0	0.00%
Total...	10	0.00%

REP - STATE REPRESENTATIVE - 95TH DIST (Final)

Dorothy Tanner	10	100.00%
Write-In	0	0.00%
Total...	10	0.00%

REP - PROSECUTING ATTORNEY (Final)

Write-In	1	100.00%
Total...	1	100.00%

REP - SHERIFF (Final)

Write-In	1	100.00%
Total...	1	100.00%

REP - CLERK (Final)

Amy R Carl	10	100.00%
Write-In	0	0.00%
Total...	10	0.00%

REP - TREASURER (Final)

Heather McLeod	10	100.00%
Write-In	0	0.00%
Total...	10	0.00%

REP - REGISTER OF DEEDS (Final)

Karen E Gerhardt	10	100.00%
Write-In	0	0.00%
Total...	10	0.00%

REP - PUBLIC WORKS COMMISSIONER (Final)

Richard Riebschleger	10	100.00%
Write-In	0	0.00%
Total...	10	0.00%

REP - COUNTY COMMISSIONER DISTRICT 8 (Final)

Dennis Krafft	10	100.00%
Write-In	0	0.00%
Total...	10	0.00%

Saginaw County_Aug0216_E

August 2, 2016

Precinct Report

Saginaw Co

Buena Vista Twp Pre 1

REP - BUENA VISTA TOWNSHIP SUPERVISOR				(Final)
Write-In		1	100.00%	
	Total...	1	100.00%	
REP - BUENA VISTA TOWNSHIP CLERK				(Final)
Write-In		1	100.00%	
	Total...	1	100.00%	
REP - BUENA VISTA TOWNSHIP TREASURER				(Final)
Write-In		1	100.00%	
	Total...	1	100.00%	
REP - BUENA VISTA TOWNSHIP TRUSTEES				(Final)
Write-In		4	100.00%	
	Total...	4	100.00%	
REP - BUENA VISTA TWP PCT 1 DELEGATE - REP				(Final)
Write-In		4	100.00%	
	Total...	4	100.00%	
DEM - US REPRESENTATIVE - 5TH DIST				(Final)
Daniel T Kildee		68	100.00%	
Write-In		0	0.00%	
	Total...	68	0.00%	
DEM - STATE REPRESENTATIVE - 95TH DIST				(Final)
Vanessa Guerra		67	100.00%	
Write-In		0	0.00%	
	Total...	67	0.00%	
DEM - PROSECUTING ATTORNEY				(Final)
John A McColgan Jr		66	100.00%	
Write-In		0	0.00%	
	Total...	66	0.00%	
DEM - SHERIFF				(Final)
Brian D Booker		13	15.29%	
William L Federspiel		36	42.35%	
Bill Gutzwiller		31	36.47%	
Robert Karl		5	5.88%	
Write-In		0	0.00%	
	Total...	85	0.00%	
DEM - CLERK				(Final)
Tammy Bieszke		25	33.78%	
Michael J Hanley		49	66.22%	
Write-In		0	0.00%	
	Total...	74	0.00%	
DEM - TREASURER				(Final)
Tim Novak		68	98.55%	
Write-In		1	1.45%	
	Total...	69	100.00%	
DEM - REGISTER OF DEEDS				(Final)
Katie Albosta Kelly		66	98.51%	
Write-In		1	1.49%	
	Total...	67	100.00%	
DEM - PUBLIC WORKS COMMISSIONER				(Final)
Brian J Wendling		67	98.53%	
Write-In		1	1.47%	
	Total...	68	100.00%	

Saginaw County_Aug0216_E

August 2, 2016

Precinct Report

Saginaw Co

Buena Vista Twp Pre 1

DEM - COUNTY COMMISSIONER DISTRICT 8 (Final)

Write-In	9	100.00%
Total...	9	100.00%

DEM - BUENA VISTA TOWNSHIP SUPERVISOR (Final)

Chris Dillard	39	54.93%
Dwayne A Parker	32	45.07%
Write-In	0	0.00%
Total...	71	0.00%

DEM - BUENA VISTA TOWNSHIP CLERK (Final)

Gregory K Carter	22	29.33%
Barbara A Montgomery	17	22.67%
Gloria Platko	36	48.00%
Write-In	0	0.00%
Total...	75	0.00%

DEM - BUENA VISTA TOWNSHIP TREASURER (Final)

Desmond Bibbs	22	30.99%
Frances L Hayes	30	42.25%
Tommie Orange Jr	19	26.76%
Write-In	0	0.00%
Total...	71	0.00%

DEM - BUENA VISTA TOWNSHIP TRUSTEES (Final)

Vannessa Curry	28	14.00%
Craig Gotham	42	21.00%
Alvin Jernigan Jr	18	9.00%
Bruce L McKinney	38	19.00%
Cheryl Payton-Merrill	35	17.50%
Cedric Townsel	18	9.00%
Derrick Wyatt	21	10.50%
Write-In	0	0.00%
Total...	200	0.00%

DEM - BUENA VISTA TWP PCT 1 DELEGATE - DEM (Final)

Write-In	5	100.00%
Total...	5	100.00%

Saginaw County Sheriff Services Millage (Final)

YES	45	60.00%
NO	30	40.00%
Total...	75	100.00%

Buena Vista Twp Pre 2

Registration & Turnout 1,549

Election Day Turnout	198	12.78%
AV Polling Turnout	81	5.23%
Election Day Manual Entry Turnout	0	0.00%
SPR Host Turnout	0	0.00%
Total...	279	18.01%

REP - US REPRESENTATIVE - 5TH DIST (Final)

Al Hardwick	3	75.00%
Write-In	1	25.00%
Total...	4	100.00%

REP - STATE REPRESENTATIVE - 95TH DIST (Final)

Dorothy Tanner	3	75.00%
Write-In	1	25.00%
Total...	4	100.00%

Saginaw County_Aug0216_E

August 2, 2016

Precinct Report

Saginaw Co

Buena Vista Twp Pre 2

REP - PROSECUTING ATTORNEY		(Final)	
Write-In		2	100.00%
	Total...	2	100.00%
REP - SHERIFF		(Final)	
Write-In		2	100.00%
	Total...	2	100.00%
REP - CLERK		(Final)	
Amy R Carl		3	75.00%
Write-In		1	25.00%
	Total...	4	100.00%
REP - TREASURER		(Final)	
Heather McLeod		3	75.00%
Write-In		1	25.00%
	Total...	4	100.00%
REP - REGISTER OF DEEDS		(Final)	
Karen E Gerhardt		3	75.00%
Write-In		1	25.00%
	Total...	4	100.00%
REP - PUBLIC WORKS COMMISSIONER		(Final)	
Richard Riebschleger		3	75.00%
Write-In		1	25.00%
	Total...	4	100.00%
REP - COUNTY COMMISSIONER DISTRICT 9		(Final)	
Write-In		2	100.00%
	Total...	2	100.00%
REP - BUENA VISTA TOWNSHIP SUPERVISOR		(Final)	
Write-In		2	100.00%
	Total...	2	100.00%
REP - BUENA VISTA TOWNSHIP CLERK		(Final)	
Write-In		2	100.00%
	Total...	2	100.00%
REP - BUENA VISTA TOWNSHIP TREASURER		(Final)	
Write-In		2	100.00%
	Total...	2	100.00%
REP - BUENA VISTA TOWNSHIP TRUSTEES		(Final)	
Write-In		8	100.00%
	Total...	8	100.00%
REP - BUENA VISTA TWP PCT 2 DELEGATE - REP		(Final)	
Write-In		2	100.00%
	Total...	2	100.00%
DEM - US REPRESENTATIVE - 5TH DIST		(Final)	
Daniel T Kildee		245	99.19%
Write-In		2	0.81%
	Total...	247	100.00%
DEM - STATE REPRESENTATIVE - 95TH DIST		(Final)	
Vanessa Guerra		246	100.00%
Write-In		0	0.00%
	Total...	246	0.00%
DEM - PROSECUTING ATTORNEY		(Final)	
John A McColgan Jr		218	99.09%
Write-In		2	0.91%
	Total...	220	100.00%

Saginaw County_Aug0216_E

August 2, 2016

Precinct Report

Saginaw Co

Buena Vista Twp Pre 2

DEM - SHERIFF (Final)

Brian D Booker	156	60.23%
William L Federspiel	66	25.48%
Bill Gutzwiller	33	12.74%
Robert Karl	4	1.54%
Write-In	0	0.00%
Total...	259	0.00%

DEM - CLERK (Final)

Tammy Bieszke	58	24.27%
Michael J Hanley	178	74.48%
Write-In	3	1.26%
Total...	239	100.00%

DEM - TREASURER (Final)

Tim Novak	225	98.68%
Write-In	3	1.32%
Total...	228	100.00%

DEM - REGISTER OF DEEDS (Final)

Katie Albosta Kelly	218	99.54%
Write-In	1	0.46%
Total...	219	100.00%

DEM - PUBLIC WORKS COMMISSIONER (Final)

Brian J Wendling	218	99.54%
Write-In	1	0.46%
Total...	219	100.00%

DEM - COUNTY COMMISSIONER DISTRICT 9 (Final)

Al Napier	50	20.33%
Amos O'Neal	195	79.27%
Write-In	1	0.41%
Total...	246	100.00%

DEM - BUENA VISTA TOWNSHIP SUPERVISOR (Final)

Chris Dillard	144	55.38%
Dwayne A Parker	115	44.23%
Write-In	1	0.38%
Total...	260	100.00%

DEM - BUENA VISTA TOWNSHIP CLERK (Final)

Gregory K Carter	102	39.38%
Barbara A Montgomery	112	43.24%
Gloria Platko	45	17.37%
Write-In	0	0.00%
Total...	259	0.00%

DEM - BUENA VISTA TOWNSHIP TREASURER (Final)

Desmond Bibbs	90	35.16%
Frances L Hayes	80	31.25%
Tommie Orange Jr	85	33.20%
Write-In	1	0.39%
Total...	256	100.00%

DEM - BUENA VISTA TOWNSHIP TRUSTEES (Final)

Vannessa Curry	142	18.56%
Craig Gotham	56	7.32%
Alvin Jernigan Jr	152	19.87%
Bruce L McKinney	100	13.07%
Cheryl Payton-Merrill	130	16.99%

Saginaw County_Aug0216_E

August 2, 2016

Precinct Report

Saginaw Co

Buena Vista Twp Pre 2

DEM - BUENA VISTA TOWNSHIP TRUSTEES (Final)

Cedric Townsel	93	12.16%
Derrick Wyatt	91	11.90%
Write-In	1	0.13%
Total...	765	100.00%

DEM - BUENA VISTA TWP PCT 2 DELEGATE - DEM (Final)

Richard Myron	206	90.75%
Write-In	21	9.25%
Total...	227	100.00%

Saginaw County Sheriff Services Millage (Final)

YES	96	45.71%
NO	114	54.29%
Total...	210	100.00%

Buena Vista Twp Pre 3

Registration & Turnout 1,745

Election Day Turnout	144	8.25%
AV Polling Turnout	71	4.07%
Election Day Manual Entry Turnout	0	0.00%
SPR Host Turnout	0	0.00%
Total...	215	12.32%

REP - US REPRESENTATIVE - 5TH DIST (Final)

Al Hardwick	0	0.00%
Write-In	0	0.00%
Total...	0	0.00%

REP - STATE REPRESENTATIVE - 95TH DIST (Final)

Dorothy Tanner	0	0.00%
Write-In	0	0.00%
Total...	0	0.00%

REP - PROSECUTING ATTORNEY (Final)

Write-In	0	0.00%
Total...	0	0.00%

REP - SHERIFF (Final)

Write-In	0	0.00%
Total...	0	0.00%

REP - CLERK (Final)

Amy R Carl	0	0.00%
Write-In	0	0.00%
Total...	0	0.00%

REP - TREASURER (Final)

Heather McLeod	0	0.00%
Write-In	0	0.00%
Total...	0	0.00%

REP - REGISTER OF DEEDS (Final)

Karen E Gerhardt	0	0.00%
Write-In	0	0.00%
Total...	0	0.00%

REP - PUBLIC WORKS COMMISSIONER (Final)

Richard Riebschleger	0	0.00%
Write-In	0	0.00%
Total...	0	0.00%

Saginaw County_Aug0216_E

August 2, 2016

Precinct Report

Saginaw Co

Buena Vista Twp Pre 3

REP - COUNTY COMMISSIONER DISTRICT 9		(Final)	
Write-In	0	0.00%	
Total...	0	0.00%	
REP - BUENA VISTA TOWNSHIP SUPERVISOR		(Final)	
Write-In	0	0.00%	
Total...	0	0.00%	
REP - BUENA VISTA TOWNSHIP CLERK		(Final)	
Write-In	0	0.00%	
Total...	0	0.00%	
REP - BUENA VISTA TOWNSHIP TREASURER		(Final)	
Write-In	0	0.00%	
Total...	0	0.00%	
REP - BUENA VISTA TOWNSHIP TRUSTEES		(Final)	
Write-In	0	0.00%	
Total...	0	0.00%	
REP - BUENA VISTA TWP PCT 3 DELEGATE - REP		(Final)	
Write-In	0	0.00%	
Total...	0	0.00%	
DEM - US REPRESENTATIVE - 5TH DIST		(Final)	
Daniel T Kildee	187	97.91%	
Write-In	4	2.09%	
Total...	191	100.00%	
DEM - STATE REPRESENTATIVE - 95TH DIST		(Final)	
Vanessa Guerra	178	97.80%	
Write-In	4	2.20%	
Total...	182	100.00%	
DEM - PROSECUTING ATTORNEY		(Final)	
John A McColgan Jr	160	97.56%	
Write-In	4	2.44%	
Total...	164	100.00%	
DEM - SHERIFF		(Final)	
Brian D Booker	126	62.69%	
William L Federspiel	44	21.89%	
Bill Gutzwiller	26	12.94%	
Robert Karl	5	2.49%	
Write-In	0	0.00%	
Total...	201	0.00%	
DEM - CLERK		(Final)	
Tammy Bieszke	40	22.35%	
Michael J Hanley	136	75.98%	
Write-In	3	1.68%	
Total...	179	100.00%	
DEM - TREASURER		(Final)	
Tim Novak	163	98.19%	
Write-In	3	1.81%	
Total...	166	100.00%	
DEM - REGISTER OF DEEDS		(Final)	
Katie Albosta Kelly	157	98.74%	
Write-In	2	1.26%	
Total...	159	100.00%	
DEM - PUBLIC WORKS COMMISSIONER		(Final)	
Brian J Wendling	157	96.91%	

Saginaw County_Aug0216_E

August 2, 2016

Precinct Report

Saginaw Co

Buena Vista Twp Pre 3

DEM - PUBLIC WORKS COMMISSIONER (Final)

Write-In	5	3.09%
Total...	162	100.00%

DEM - COUNTY COMMISSIONER DISTRICT 9 (Final)

Al Napier	33	16.67%
Amos O'Neal	163	82.32%
Write-In	2	1.01%
Total...	198	100.00%

DEM - BUENA VISTA TOWNSHIP SUPERVISOR (Final)

Chris Dillard	120	59.11%
Dwayne A Parker	82	40.39%
Write-In	1	0.49%
Total...	203	100.00%

DEM - BUENA VISTA TOWNSHIP CLERK (Final)

Gregory K Carter	65	33.51%
Barbara A Montgomery	80	41.24%
Gloria Platko	46	23.71%
Write-In	3	1.55%
Total...	194	100.00%

DEM - BUENA VISTA TOWNSHIP TREASURER (Final)

Desmond Bibbs	56	29.17%
Frances L Hayes	53	27.60%
Tommie Orange Jr	81	42.19%
Write-In	2	1.04%
Total...	192	100.00%

DEM - BUENA VISTA TOWNSHIP TRUSTEES (Final)

Vannessa Curry	101	18.20%
Craig Gotham	43	7.75%
Alvin Jernigan Jr	120	21.62%
Bruce L McKinney	58	10.45%
Cheryl Payton-Merrill	112	20.18%
Cedric Townsel	68	12.25%
Derrick Wyatt	53	9.55%
Write-In	0	0.00%
Total...	555	0.00%

DEM - BUENA VISTA TWP PCT 3 DELEGATE - DEM (Final)

Thomas H Bryson Jr	154	91.12%
Write-In	15	8.88%
Total...	169	100.00%

Saginaw County Sheriff Services Millage (Final)

YES	85	53.13%
NO	75	46.88%
Total...	160	100.00%

Buena Vista Twp Pre 4

Registration & Turnout 1,682

Election Day Turnout	85	5.05%
AV Polling Turnout	25	1.49%
Election Day Manual Entry Turnout	0	0.00%
SPR Host Turnout	0	0.00%
Total...	110	6.54%

REP - US REPRESENTATIVE - 5TH DIST (Final)

Al Hardwick	2	100.00%
-------------	---	---------