Maple River Township, Precinct 1

Statistics

	TOTAL
Registered Voters - Total	1,024
Registered Voters - Democratic	0
Registered Voters - Republican	0
Registered Voters - Nonpartisan	1,024
Ballots Cast - Total	368
Ballots Cast - Democratic	80
Ballots Cast - Republican	265
Ballots Cast - Nonpartisan	23
Ballots Cast - CrossOver	22
Ballots Cast - Blank	0
Voter Turnout - Total	35.94%

DEM United States Senator
Vote For 1

	TOTAL
Gary Peters	76
Write-In Totals	0
Not Assigned	0
Total Votes Cast	**76**

DEM Representative in Congress
Vote For 1

	TOTAL
Dana Ferguson	48
Linda O'Dell	32
Write-In Totals	0
Not Assigned	0
Total Votes Cast	**80**

DEM Representative in State Legislature
Vote For 1

	TOTAL
Jim Page	62
Kurt Perron	18
Write-In Totals	0
Not Assigned	0
Total Votes Cast	**80**

DEM Prosecuting Attorney
Vote For 1

	TOTAL
Write-In Totals	7
Not Assigned	7
Total Votes Cast	**7**

Report generated with Electionware Copyright © 2007-2019

Maple River Township, Precinct 1

DEM Sheriff
Vote For 1

	TOTAL
Write-In Totals	7
Not Assigned	7
Total Votes Cast	**7**

DEM Clerk
Vote For 1

	TOTAL
Write-In Totals	7
Not Assigned	7
Total Votes Cast	**7**

DEM Treasurer
Vote For 1

	TOTAL
Write-In Totals	7
Not Assigned	7
Total Votes Cast	**7**

DEM Register of Deeds
Vote For 1

	TOTAL
Write-In Totals	7
Not Assigned	7
Total Votes Cast	**7**

DEM Drain Commissioner
Vote For 1

	TOTAL
Write-In Totals	6
Not Assigned	6
Total Votes Cast	**6**

DEM County Commissioner 2nd District
Vote For 1

	TOTAL
Write-In Totals	7
Not Assigned	7
Total Votes Cast	**7**

DEM Supervisor Maple River Township
Vote For 1

	TOTAL
Write-In Totals	7
Not Assigned	7
Total Votes Cast	**7**

Report generated with Electionware Copyright © 2007-2019

Maple River Township, Precinct 1

DEM Clerk Maple River Township
Vote For 1

	TOTAL
Write-In Totals	7
Not Assigned	7
Total Votes Cast	**7**

DEM Treasurer Maple River Township
Vote For 1

	TOTAL
Write-In Totals	7
Not Assigned	7
Total Votes Cast	**7**

DEM Trustee Maple River Township
Vote For 2

	TOTAL
Write-In Totals	12
Not Assigned	12
Total Votes Cast	**12**

DEM Delegate to County Convention Maple River Township, Precinct 1
Vote For 3

	TOTAL
Write-In Totals	18
Not Assigned	18
Total Votes Cast	**18**

REP United States Senator
Vote For 1

	TOTAL
John James	229
Write-In Totals	0
Not Assigned	0
Total Votes Cast	**229**

REP Representative in Congress
Vote For 1

	TOTAL
Jack Bergman	226
Write-In Totals	1
Not Assigned	1
Total Votes Cast	**227**

Report generated with Electionware Copyright © 2007-2019

Maple River Township, Precinct 1

REP Representative in State Legislature
Vote For 1

	TOTAL
Tana Baldwin	7
John N. Damoose	157
Sue Fisher	18
Terry Lamb	13
David James Laughbaum	31
Damon Lieurance	4
Kathy Twardy	6
Write-In Totals	0
Not Assigned	0
Total Votes Cast	**236**

REP Prosecuting Attorney
Vote For 1

	TOTAL
Stuart L. Fenton	103
James R. Linderman	149
Write-In Totals	0
Not Assigned	0
Total Votes Cast	**252**

REP Sheriff
Vote For 1

	TOTAL
Peter A. Wallin	220
Write-In Totals	4
Not Assigned	4
Total Votes Cast	**224**

REP Clerk
Vote For 1

	TOTAL
Jackie Bunker	104
Suzanne R. Kanine	142
Write-In Totals	1
Not Assigned	1
Total Votes Cast	**247**

REP Treasurer
Vote For 1

	TOTAL
Mary Mitchell	213
Write-In Totals	1
Not Assigned	1
Total Votes Cast	**214**

Report generated with Electionware Copyright © 2007-2019

Maple River Township, Precinct 1

REP Register of Deeds
Vote For 1

	TOTAL
Karen Cosens	212
Write-In Totals	0
Not Assigned	0
Total Votes Cast	**212**

REP Drain Commissioner
Vote For 1

	TOTAL
Arden J. Bawkey	207
Write-In Totals	1
Not Assigned	1
Total Votes Cast	**208**

REP County Commissioner 2nd District
Vote For 1

	TOTAL
Neil W. Ahrens	203
Write-In Totals	2
Not Assigned	2
Total Votes Cast	**205**

REP Supervisor Maple River Township
Vote For 1

	TOTAL
John M. Eby	205
Write-In Totals	0
Not Assigned	0
Total Votes Cast	**205**

REP Clerk Maple River Township
Vote For 1

	TOTAL
Tammy S. Gregory	220
Write-In Totals	0
Not Assigned	0
Total Votes Cast	**220**

REP Treasurer Maple River Township
Vote For 1

	TOTAL
Nancy Salar	215
Write-In Totals	0
Not Assigned	0
Total Votes Cast	**215**

Report generated with Electionware Copyright © 2007-2019

Maple River Township, Precinct 1

REP Trustee Maple River Township
Vote For 2

	TOTAL
Charles A. Blumke	195
Stanley K. Wekwert	139
Write-In Totals	2
Not Assigned	2
Total Votes Cast	**336**

REP Delegate to County Convention Maple River Township, Precinct 1
Vote For 4

	TOTAL
Write-In Totals	7
Not Assigned	7
Total Votes Cast	**7**

Separate Tax Limitation
Vote For 1

	TOTAL
Yes	171
No	125
Total Votes Cast	**296**

Report generated with Electionware Copyright © 2007-2019

McKinley Township, Precinct 1

Statistics

	TOTAL
Registered Voters - Total	1,051
Registered Voters - Democratic	0
Registered Voters - Republican	0
Registered Voters - Nonpartisan	1,051
Ballots Cast - Total	267
Ballots Cast - Democratic	46
Ballots Cast - Republican	203
Ballots Cast - Nonpartisan	18
Ballots Cast - CrossOver	18
Ballots Cast - Blank	0
Voter Turnout - Total	25.40%

DEM United States Senator
Vote For 1

	TOTAL
Gary Peters	46
Write-In Totals	0
Not Assigned	0
Total Votes Cast	**46**

DEM Representative in Congress
Vote For 1

	TOTAL
Dana Ferguson	24
Linda O'Dell	18
Write-In Totals	0
Not Assigned	0
Total Votes Cast	**42**

DEM Representative in State Legislature
Vote For 1

	TOTAL
Jim Page	34
Kurt Perron	9
Write-In Totals	0
Not Assigned	0
Total Votes Cast	**43**

DEM Prosecuting Attorney
Vote For 1

	TOTAL
Write-In Totals	12
Not Assigned	12
Total Votes Cast	**12**

Report generated with Electionware Copyright © 2007-2019

McKinley Township, Precinct 1

DEM Sheriff
Vote For 1

	TOTAL
Write-In Totals	11
Not Assigned	11
Total Votes Cast	**11**

DEM Clerk
Vote For 1

	TOTAL
Write-In Totals	10
Not Assigned	10
Total Votes Cast	**10**

DEM Treasurer
Vote For 1

	TOTAL
Write-In Totals	10
Not Assigned	10
Total Votes Cast	**10**

DEM Register of Deeds
Vote For 1

	TOTAL
Write-In Totals	10
Not Assigned	10
Total Votes Cast	**10**

DEM Drain Commissioner
Vote For 1

	TOTAL
Write-In Totals	10
Not Assigned	10
Total Votes Cast	**10**

DEM County Commissioner 1st District
Vote For 1

	TOTAL
Write-In Totals	11
Not Assigned	11
Total Votes Cast	**11**

DEM Supervisor McKinley Township
Vote For 1

	TOTAL
Write-In Totals	9
Not Assigned	9
Total Votes Cast	**9**

Report generated with Electionware Copyright © 2007-2019

McKinley Township, Precinct 1

DEM Clerk McKinley Township
Vote For 1

	TOTAL
Write-In Totals	9
Not Assigned	9
Total Votes Cast	**9**

DEM Treasurer McKinley Township
Vote For 1

	TOTAL
Write-In Totals	9
Not Assigned	9
Total Votes Cast	**9**

DEM Trustee McKinley Township
Vote For 2

	TOTAL
Write-In Totals	15
Not Assigned	15
Total Votes Cast	**15**

DEM Constable McKinley Township
Vote For 1

	TOTAL
Write-In Totals	7
Not Assigned	7
Total Votes Cast	**7**

DEM Delegate to County Convention McKinley Township, Precinct 1
Vote For 2

	TOTAL
Mike Adams	38
Write-In Totals	4
Write-In: Jacqueline Marie Pierce	1
Write-In: Invalid Write-in	3
Not Assigned	0
Total Votes Cast	**42**

REP United States Senator
Vote For 1

	TOTAL
John James	182
Write-In Totals	1
Not Assigned	1
Total Votes Cast	**183**

Report generated with Electionware Copyright © 2007-2019

McKinley Township, Precinct 1

REP Representative in Congress
Vote For 1

	TOTAL
Jack Bergman	180
Write-In Totals	0
Not Assigned	0
Total Votes Cast	**180**

REP Representative in State Legislature
Vote For 1

	TOTAL
Tana Baldwin	8
John N. Damoose	94
Sue Fisher	14
Terry Lamb	14
David James Laughbaum	50
Damon Lieurance	2
Kathy Twardy	7
Write-In Totals	0
Not Assigned	0
Total Votes Cast	**189**

REP Prosecuting Attorney
Vote For 1

	TOTAL
Stuart L. Fenton	64
James R. Linderman	133
Write-In Totals	0
Not Assigned	0
Total Votes Cast	**197**

REP Sheriff
Vote For 1

	TOTAL
Peter A. Wallin	187
Write-In Totals	0
Not Assigned	0
Total Votes Cast	**187**

REP Clerk
Vote For 1

	TOTAL
Jackie Bunker	94
Suzanne R. Kanine	94
Write-In Totals	0
Not Assigned	0
Total Votes Cast	**188**

Report generated with Electionware Copyright © 2007-2019

McKinley Township, Precinct 1

REP Treasurer
Vote For 1

	TOTAL
Mary Mitchell	177
Write-In Totals	0
Not Assigned	0
Total Votes Cast	**177**

REP Register of Deeds
Vote For 1

	TOTAL
Karen Cosens	175
Write-In Totals	0
Not Assigned	0
Total Votes Cast	**175**

REP Drain Commissioner
Vote For 1

	TOTAL
Arden J. Bawkey	168
Write-In Totals	0
Not Assigned	0
Total Votes Cast	**168**

REP County Commissioner 1st District
Vote For 1

	TOTAL
Toni M. Drier	177
Write-In Totals	2
Not Assigned	2
Total Votes Cast	**179**

REP Supervisor McKinley Township
Vote For 1

	TOTAL
Mark Drier	179
Write-In Totals	1
Not Assigned	1
Total Votes Cast	**180**

REP Clerk McKinley Township
Vote For 1

	TOTAL
Alicia L. Morrow	180
Write-In Totals	0
Not Assigned	0
Total Votes Cast	**180**

Report generated with Electionware Copyright © 2007-2019

McKinley Township, Precinct 1

REP Treasurer McKinley Township
Vote For 1

	TOTAL
Elizabeth A. Readmond	177
Write-In Totals	0
Not Assigned	0
Total Votes Cast	**177**

REP Trustee McKinley Township
Vote For 2

	TOTAL
Michael L. Bohn	147
Lyle Spierling	133
Write-In Totals	0
Not Assigned	0
Total Votes Cast	**280**

REP Constable McKinley Township
Vote For 1

	TOTAL
Reginald C. Ostwald	158
Write-In Totals	1
Not Assigned	1
Total Votes Cast	**159**

REP Delegate to County Convention McKinley Township, Precinct 1
Vote For 4

	TOTAL
Write-In Totals	16
Not Assigned	16
Total Votes Cast	**16**

Separate Tax Limitation
Vote For 1

	TOTAL
Yes	111
No	104
Total Votes Cast	**215**

Report generated with Electionware Copyright © 2007-2019

City of Petoskey, Ward 1, Precinct 1

Statistics

	TOTAL
Registered Voters - Total	1,108
Registered Voters - Democratic	0
Registered Voters - Republican	0
Registered Voters - Nonpartisan	1,108
Ballots Cast - Total	394
Ballots Cast - Democratic	146
Ballots Cast - Republican	222
Ballots Cast - Nonpartisan	26
Ballots Cast - CrossOver	25
Ballots Cast - Blank	0
Voter Turnout - Total	35.56%

DEM United States Senator
Vote For 1

	TOTAL
Gary Peters	139
Write-In Totals	1
Not Assigned	1
Total Votes Cast	**140**

DEM Representative in Congress
Vote For 1

	TOTAL
Dana Ferguson	85
Linda O'Dell	57
Write-In Totals	0
Not Assigned	0
Total Votes Cast	**142**

DEM Representative in State Legislature
Vote For 1

	TOTAL
Jim Page	118
Kurt Perron	17
Write-In Totals	0
Not Assigned	0
Total Votes Cast	**135**

DEM Prosecuting Attorney
Vote For 1

	TOTAL
Write-In Totals	9
Not Assigned	9
Total Votes Cast	**9**

Report generated with Electionware Copyright © 2007-2019

City of Petoskey, Ward 1, Precinct 1

DEM Sheriff
Vote For 1

	TOTAL
Write-In Totals	8
Not Assigned	8
Total Votes Cast	**8**

DEM Clerk
Vote For 1

	TOTAL
Write-In Totals	8
Not Assigned	8
Total Votes Cast	**8**

DEM Treasurer
Vote For 1

	TOTAL
Write-In Totals	7
Not Assigned	7
Total Votes Cast	**7**

DEM Register of Deeds
Vote For 1

	TOTAL
Write-In Totals	7
Not Assigned	7
Total Votes Cast	**7**

DEM Drain Commissioner
Vote For 1

	TOTAL
Write-In Totals	7
Not Assigned	7
Total Votes Cast	**7**

DEM County Commissioner 7th District
Vote For 1

	TOTAL
Matt Koontz	125
Write-In Totals	0
Not Assigned	0
Total Votes Cast	**125**

Report generated with Electionware Copyright © 2007-2019

City of Petoskey, Ward 1, Precinct 1

DEM Delegate to County Convention City of Petoskey, Ward 1, Precinct 1
Vote For 4

	TOTAL
Peter Gillard	105
Denise Petoskey	109
Anne Srigley	115
Write-In Totals	1
Not Assigned	1
Total Votes Cast	**330**

REP United States Senator
Vote For 1

	TOTAL
John James	168
Write-In Totals	2
Not Assigned	2
Total Votes Cast	**170**

REP Representative in Congress
Vote For 1

	TOTAL
Jack Bergman	166
Write-In Totals	3
Not Assigned	3
Total Votes Cast	**169**

REP Representative in State Legislature
Vote For 1

	TOTAL
Tana Baldwin	18
John N. Damoose	98
Sue Fisher	16
Terry Lamb	14
David James Laughbaum	6
Damon Lieurance	0
Kathy Twardy	27
Write-In Totals	1
Not Assigned	1
Total Votes Cast	**180**

REP Prosecuting Attorney
Vote For 1

	TOTAL
Stuart L. Fenton	125
James R. Linderman	90
Write-In Totals	0
Not Assigned	0
Total Votes Cast	**215**

Report generated with Electionware Copyright © 2007-2019

City of Petoskey, Ward 1, Precinct 1

REP Sheriff
Vote For 1

	TOTAL
Peter A. Wallin	176
Write-In Totals	0
Not Assigned	0
Total Votes Cast	**176**

REP Clerk
Vote For 1

	TOTAL
Jackie Bunker	33
Suzanne R. Kanine	164
Write-In Totals	0
Not Assigned	0
Total Votes Cast	**197**

REP Treasurer
Vote For 1

	TOTAL
Mary Mitchell	165
Write-In Totals	0
Not Assigned	0
Total Votes Cast	**165**

REP Register of Deeds
Vote For 1

	TOTAL
Karen Cosens	167
Write-In Totals	0
Not Assigned	0
Total Votes Cast	**167**

REP Drain Commissioner
Vote For 1

	TOTAL
Arden J. Bawkey	161
Write-In Totals	1
Not Assigned	1
Total Votes Cast	**162**

REP County Commissioner 7th District
Vote For 1

	TOTAL
William Fraser	158
Write-In Totals	0
Not Assigned	0
Total Votes Cast	**158**

Report generated with Electionware Copyright © 2007-2019

City of Petoskey, Ward 1, Precinct 1

REP Delegate to County Convention City of Petoskey, Ward 1, Precinct 1

Vote For 3

	TOTAL
Write-In Totals	38
Not Assigned	38
Total Votes Cast	**38**

Separate Tax Limitation

Vote For 1

	TOTAL
Yes	236
No	74
Total Votes Cast	**310**

Report generated with Electionware Copyright © 2007-2019

City of Petoskey, Ward 2, Precinct 1

Statistics

	TOTAL
Registered Voters - Total	1,147
Registered Voters - Democratic	0
Registered Voters - Republican	0
Registered Voters - Nonpartisan	1,147
Ballots Cast - Total	526
Ballots Cast - Democratic	201
Ballots Cast - Republican	274
Ballots Cast - Nonpartisan	51
Ballots Cast - CrossOver	50
Ballots Cast - Blank	0
Voter Turnout - Total	45.86%

DEM United States Senator

Vote For 1

	TOTAL
Gary Peters	196
Write-In Totals	0
Not Assigned	0
Total Votes Cast	**196**

DEM Representative in Congress

Vote For 1

	TOTAL
Dana Ferguson	96
Linda O'Dell	92
Write-In Totals	0
Not Assigned	0
Total Votes Cast	**188**

DEM Representative in State Legislature

Vote For 1

	TOTAL
Jim Page	142
Kurt Perron	44
Write-In Totals	0
Not Assigned	0
Total Votes Cast	**186**

DEM Prosecuting Attorney

Vote For 1

	TOTAL
Write-In Totals	11
Not Assigned	11
Total Votes Cast	**11**

Report generated with Electionware Copyright © 2007-2019

City of Petoskey, Ward 2, Precinct 1

DEM Sheriff
Vote For 1

	TOTAL
Write-In Totals	10
Not Assigned	10
Total Votes Cast	10

DEM Clerk
Vote For 1

	TOTAL
Write-In Totals	9
Not Assigned	9
Total Votes Cast	9

DEM Treasurer
Vote For 1

	TOTAL
Write-In Totals	10
Not Assigned	10
Total Votes Cast	10

DEM Register of Deeds
Vote For 1

	TOTAL
Write-In Totals	10
Not Assigned	10
Total Votes Cast	10

DEM Drain Commissioner
Vote For 1

	TOTAL
Write-In Totals	9
Not Assigned	9
Total Votes Cast	9

DEM County Commissioner 7th District
Vote For 1

	TOTAL
Matt Koontz	174
Write-In Totals	0
Not Assigned	0
Total Votes Cast	174

Report generated with Electionware Copyright © 2007-2019

City of Petoskey, Ward 2, Precinct 1

DEM Delegate to County Convention City of Petoskey, Ward 2, Precinct 1

Vote For 5

	TOTAL
Deborah Cadieux	136
Jill Fairhurst Hall	135
Robert G. Hall	94
Bret Huntman	112
Cynthia Linn Robson	145
George B. Robson	98
Write-In Totals	0
Not Assigned	0
Total Votes Cast	**720**

REP United States Senator

Vote For 1

	TOTAL
John James	194
Write-In Totals	1
Not Assigned	1
Total Votes Cast	**195**

REP Representative in Congress

Vote For 1

	TOTAL
Jack Bergman	193
Write-In Totals	0
Not Assigned	0
Total Votes Cast	**193**

REP Representative in State Legislature

Vote For 1

	TOTAL
Tana Baldwin	18
John N. Damoose	137
Sue Fisher	20
Terry Lamb	15
David James Laughbaum	6
Damon Lieurance	4
Kathy Twardy	21
Write-In Totals	0
Not Assigned	0
Total Votes Cast	**221**

Report generated with Electionware Copyright © 2007-2019

City of Petoskey, Ward 2, Precinct 1

REP Prosecuting Attorney
Vote For 1

	TOTAL
Stuart L. Fenton	157
James R. Linderman	112
Write-In Totals	0
Not Assigned	0
Total Votes Cast	**269**

REP Sheriff
Vote For 1

	TOTAL
Peter A. Wallin	204
Write-In Totals	3
Not Assigned	3
Total Votes Cast	**207**

REP Clerk
Vote For 1

	TOTAL
Jackie Bunker	24
Suzanne R. Kanine	234
Write-In Totals	0
Not Assigned	0
Total Votes Cast	**258**

REP Treasurer
Vote For 1

	TOTAL
Mary Mitchell	197
Write-In Totals	0
Not Assigned	0
Total Votes Cast	**197**

REP Register of Deeds
Vote For 1

	TOTAL
Karen Cosens	203
Write-In Totals	1
Not Assigned	1
Total Votes Cast	**204**

REP Drain Commissioner
Vote For 1

	TOTAL
Arden J. Bawkey	192
Write-In Totals	1
Not Assigned	1
Total Votes Cast	**193**

Report generated with Electionware Copyright © 2007-2019

City of Petoskey, Ward 2, Precinct 1

REP County Commissioner 7th District
Vote For 1

	TOTAL
William Fraser	201
Write-In Totals	1
Not Assigned	1
Total Votes Cast	**202**

REP Delegate to County Convention City of Petoskey, Ward 2, Precinct 1
Vote For 4

	TOTAL
Izzy Lyman	195
Write-In Totals	2
Not Assigned	2
Total Votes Cast	**197**

Separate Tax Limitation
Vote For 1

	TOTAL
Yes	309
No	111
Total Votes Cast	**420**

Report generated with Electionware Copyright © 2007-2019

City of Petoskey, Ward 3, Precinct 1

Statistics

	TOTAL
Registered Voters - Total	1,639
Registered Voters - Democratic	0
Registered Voters - Republican	0
Registered Voters - Nonpartisan	1,639
Ballots Cast - Total	563
Ballots Cast - Democratic	204
Ballots Cast - Republican	316
Ballots Cast - Nonpartisan	43
Ballots Cast - CrossOver	43
Ballots Cast - Blank	0
Voter Turnout - Total	34.35%

DEM United States Senator
Vote For 1

	TOTAL
Gary Peters	196
Write-In Totals	1
Not Assigned	1
Total Votes Cast	**197**

DEM Representative in Congress
Vote For 1

	TOTAL
Dana Ferguson	106
Linda O'Dell	90
Write-In Totals	0
Not Assigned	0
Total Votes Cast	**196**

DEM Representative in State Legislature
Vote For 1

	TOTAL
Jim Page	154
Kurt Perron	26
Write-In Totals	0
Not Assigned	0
Total Votes Cast	**180**

DEM Prosecuting Attorney
Vote For 1

	TOTAL
Write-In Totals	23
Not Assigned	23
Total Votes Cast	**23**

Report generated with Electionware Copyright © 2007-2019

City of Petoskey, Ward 3, Precinct 1

DEM Sheriff
Vote For 1

	TOTAL
Write-In Totals	21
Not Assigned	21
Total Votes Cast	**21**

DEM Clerk
Vote For 1

	TOTAL
Write-In Totals	21
Not Assigned	21
Total Votes Cast	**21**

DEM Treasurer
Vote For 1

	TOTAL
Write-In Totals	21
Not Assigned	21
Total Votes Cast	**21**

DEM Register of Deeds
Vote For 1

	TOTAL
Write-In Totals	20
Not Assigned	20
Total Votes Cast	**20**

DEM Drain Commissioner
Vote For 1

	TOTAL
Write-In Totals	19
Not Assigned	19
Total Votes Cast	**19**

DEM County Commissioner 6th District
Vote For 1

	TOTAL
Brad Hall	161
Write-In Totals	1
Not Assigned	1
Total Votes Cast	**162**

Report generated with Electionware Copyright © 2007-2019

City of Petoskey, Ward 3, Precinct 1

DEM Delegate to County Convention City of Petoskey, Ward 3, Precinct 1
Vote For 4

	TOTAL
Carolyn L. Bourland	158
Gordon E. Bourland	155
Denise Evans	157
Janet M. Mancinelli	166
Write-In Totals	4
Not Assigned	4
Total Votes Cast	**640**

REP United States Senator
Vote For 1

	TOTAL
John James	283
Write-In Totals	1
Not Assigned	1
Total Votes Cast	**284**

REP Representative in Congress
Vote For 1

	TOTAL
Jack Bergman	281
Write-In Totals	3
Not Assigned	3
Total Votes Cast	**284**

REP Representative in State Legislature
Vote For 1

	TOTAL
Tana Baldwin	17
John N. Damoose	175
Sue Fisher	28
Terry Lamb	22
David James Laughbaum	18
Damon Lieurance	6
Kathy Twardy	15
Write-In Totals	0
Not Assigned	0
Total Votes Cast	**281**

REP Prosecuting Attorney
Vote For 1

	TOTAL
Stuart L. Fenton	160
James R. Linderman	145
Write-In Totals	0
Not Assigned	0
Total Votes Cast	**305**

Report generated with Electionware Copyright © 2007-2019

City of Petoskey, Ward 3, Precinct 1

REP Sheriff
Vote For 1

	TOTAL
Peter A. Wallin	283
Write-In Totals	0
Not Assigned	0
Total Votes Cast	**283**

REP Clerk
Vote For 1

	TOTAL
Jackie Bunker	86
Suzanne R. Kanine	200
Write-In Totals	1
Not Assigned	1
Total Votes Cast	**287**

REP Treasurer
Vote For 1

	TOTAL
Mary Mitchell	265
Write-In Totals	1
Not Assigned	1
Total Votes Cast	**266**

REP Register of Deeds
Vote For 1

	TOTAL
Karen Cosens	266
Write-In Totals	0
Not Assigned	0
Total Votes Cast	**266**

REP Drain Commissioner
Vote For 1

	TOTAL
Arden J. Bawkey	267
Write-In Totals	1
Not Assigned	1
Total Votes Cast	**268**

REP County Commissioner 6th District
Vote For 1

	TOTAL
David White	266
Write-In Totals	0
Not Assigned	0
Total Votes Cast	**266**

Report generated with Electionware Copyright © 2007-2019

City of Petoskey, Ward 3, Precinct 1

REP Delegate to County Convention City of Petoskey, Ward 3, Precinct 1

Vote For 5

	TOTAL
Robert Igielski	259
Write-In Totals	7
Not Assigned	7
Total Votes Cast	**266**

Separate Tax Limitation

Vote For 1

	TOTAL
Yes	315
No	134
Total Votes Cast	**449**

Report generated with Electionware Copyright © 2007-2019

City of Petoskey, Ward 4, Precinct 1

Statistics

	TOTAL
Registered Voters - Total	1,231
Registered Voters - Democratic	0
Registered Voters - Republican	0
Registered Voters - Nonpartisan	1,231
Ballots Cast - Total	364
Ballots Cast - Democratic	153
Ballots Cast - Republican	166
Ballots Cast - Nonpartisan	45
Ballots Cast - CrossOver	45
Ballots Cast - Blank	0
Voter Turnout - Total	29.57%

DEM United States Senator
Vote For 1

	TOTAL
Gary Peters	153
Write-In Totals	0
Not Assigned	0
Total Votes Cast	**153**

DEM Representative in Congress
Vote For 1

	TOTAL
Dana Ferguson	74
Linda O'Dell	76
Write-In Totals	1
Not Assigned	1
Total Votes Cast	**151**

DEM Representative in State Legislature
Vote For 1

	TOTAL
Jim Page	107
Kurt Perron	34
Write-In Totals	3
Not Assigned	3
Total Votes Cast	**144**

DEM Prosecuting Attorney
Vote For 1

	TOTAL
Write-In Totals	16
Not Assigned	16
Total Votes Cast	**16**

Report generated with Electionware Copyright © 2007-2019

City of Petoskey, Ward 4, Precinct 1

DEM Sheriff
Vote For 1

	TOTAL
Write-In Totals	14
Not Assigned	14
Total Votes Cast	**14**

DEM Clerk
Vote For 1

	TOTAL
Write-In Totals	14
Not Assigned	14
Total Votes Cast	**14**

DEM Treasurer
Vote For 1

	TOTAL
Write-In Totals	13
Not Assigned	13
Total Votes Cast	**13**

DEM Register of Deeds
Vote For 1

	TOTAL
Write-In Totals	13
Not Assigned	13
Total Votes Cast	**13**

DEM Drain Commissioner
Vote For 1

	TOTAL
Write-In Totals	14
Not Assigned	14
Total Votes Cast	**14**

DEM County Commissioner 7th District
Vote For 1

	TOTAL
Matt Koontz	131
Write-In Totals	1
Not Assigned	1
Total Votes Cast	**132**

Report generated with Electionware Copyright © 2007-2019

City of Petoskey, Ward 4, Precinct 1

DEM Delegate to County Convention City of Petoskey, Ward 4, Precinct 1
Vote For 4

	TOTAL
Dorothy M. Hawthorne	119
Frank W. Hawthorne	104
John Lennon	114
Write-In Totals	3
Not Assigned	3
Total Votes Cast	**340**

REP United States Senator
Vote For 1

	TOTAL
John James	142
Write-In Totals	3
Not Assigned	3
Total Votes Cast	**145**

REP Representative in Congress
Vote For 1

	TOTAL
Jack Bergman	143
Write-In Totals	4
Not Assigned	4
Total Votes Cast	**147**

REP Representative in State Legislature
Vote For 1

	TOTAL
Tana Baldwin	9
John N. Damoose	100
Sue Fisher	22
Terry Lamb	11
David James Laughbaum	7
Damon Lieurance	1
Kathy Twardy	4
Write-In Totals	0
Not Assigned	0
Total Votes Cast	**154**

REP Prosecuting Attorney
Vote For 1

	TOTAL
Stuart L. Fenton	86
James R. Linderman	74
Write-In Totals	0
Not Assigned	0
Total Votes Cast	**160**

Report generated with Electionware Copyright © 2007-2019

City of Petoskey, Ward 4, Precinct 1

REP Sheriff
Vote For 1

	TOTAL
Peter A. Wallin	141
Write-In Totals	1
Not Assigned	1
Total Votes Cast	**142**

REP Clerk
Vote For 1

	TOTAL
Jackie Bunker	38
Suzanne R. Kanine	118
Write-In Totals	0
Not Assigned	0
Total Votes Cast	**156**

REP Treasurer
Vote For 1

	TOTAL
Mary Mitchell	140
Write-In Totals	0
Not Assigned	0
Total Votes Cast	**140**

REP Register of Deeds
Vote For 1

	TOTAL
Karen Cosens	140
Write-In Totals	1
Not Assigned	1
Total Votes Cast	**141**

REP Drain Commissioner
Vote For 1

	TOTAL
Arden J. Bawkey	135
Write-In Totals	1
Not Assigned	1
Total Votes Cast	**136**

REP County Commissioner 7th District
Vote For 1

	TOTAL
William Fraser	138
Write-In Totals	1
Not Assigned	1
Total Votes Cast	**139**

Report generated with Electionware Copyright © 2007-2019

City of Petoskey, Ward 4, Precinct 1

REP Delegate to County Convention City of Petoskey, Ward 4, Precinct 1

Vote For 3

	TOTAL
Write-In Totals	23
Not Assigned	23
Total Votes Cast	**23**

Separate Tax Limitation

Vote For 1

	TOTAL
Yes	218
No	89
Total Votes Cast	**307**

Report generated with Electionware Copyright © 2007-2019

Pleasantview Township, Precinct 1

Statistics

	TOTAL
Registered Voters - Total	842
Registered Voters - Democratic	0
Registered Voters - Republican	0
Registered Voters - Nonpartisan	842
Ballots Cast - Total	339
Ballots Cast - Democratic	109
Ballots Cast - Republican	205
Ballots Cast - Nonpartisan	25
Ballots Cast - CrossOver	24
Ballots Cast - Blank	0
Voter Turnout - Total	40.26%

DEM United States Senator

Vote For 1

	TOTAL
Gary Peters	105
Write-In Totals	0
Not Assigned	0
Total Votes Cast	**105**

DEM Representative in Congress

Vote For 1

	TOTAL
Dana Ferguson	53
Linda O'Dell	53
Write-In Totals	0
Not Assigned	0
Total Votes Cast	**106**

DEM Representative in State Legislature

Vote For 1

	TOTAL
Jim Page	88
Kurt Perron	13
Write-In Totals	0
Not Assigned	0
Total Votes Cast	**101**

DEM Prosecuting Attorney

Vote For 1

	TOTAL
Write-In Totals	7
Not Assigned	7
Total Votes Cast	**7**

Report generated with Electionware Copyright © 2007-2019

Pleasantview Township, Precinct 1

DEM Sheriff
Vote For 1

	TOTAL
Write-In Totals	3
Not Assigned	3
Total Votes Cast	**3**

DEM Clerk
Vote For 1

	TOTAL
Write-In Totals	3
Not Assigned	3
Total Votes Cast	**3**

DEM Treasurer
Vote For 1

	TOTAL
Write-In Totals	2
Not Assigned	2
Total Votes Cast	**2**

DEM Register of Deeds
Vote For 1

	TOTAL
Write-In Totals	3
Not Assigned	3
Total Votes Cast	**3**

DEM Drain Commissioner
Vote For 1

	TOTAL
Write-In Totals	3
Not Assigned	3
Total Votes Cast	**3**

DEM County Commissioner 2nd District
Vote For 1

	TOTAL
Write-In Totals	3
Not Assigned	3
Total Votes Cast	**3**

DEM Supervisor Pleasantview Township
Vote For 1

	TOTAL
Write-In Totals	4
Not Assigned	4
Total Votes Cast	**4**

Report generated with Electionware Copyright © 2007-2019

Pleasantview Township, Precinct 1

DEM Clerk Pleasantview Township
Vote For 1

	TOTAL
Write-In Totals	4
Not Assigned	4
Total Votes Cast	**4**

DEM Treasurer Pleasantview Township
Vote For 1

	TOTAL
Write-In Totals	4
Not Assigned	4
Total Votes Cast	**4**

DEM Trustee Pleasantview Township
Vote For 2

	TOTAL
Write-In Totals	8
Not Assigned	8
Total Votes Cast	**8**

DEM Delegate to County Convention Pleasantview Township, Precinct 1
Vote For 2

	TOTAL
Julie A. Hinterman	97
Michael J. Hinterman	90
Write-In Totals	0
Not Assigned	0
Total Votes Cast	**187**

REP United States Senator
Vote For 1

	TOTAL
John James	185
Write-In Totals	0
Not Assigned	0
Total Votes Cast	**185**

REP Representative in Congress
Vote For 1

	TOTAL
Jack Bergman	188
Write-In Totals	0
Not Assigned	0
Total Votes Cast	**188**

Report generated with Electionware Copyright © 2007-2019

Pleasantview Township, Precinct 1

REP Representative in State Legislature
Vote For 1

	TOTAL
Tana Baldwin	10
John N. Damoose	135
Sue Fisher	9
Terry Lamb	17
David James Laughbaum	8
Damon Lieurance	3
Kathy Twardy	6
Write-In Totals	0
Not Assigned	0
Total Votes Cast	**188**

REP Prosecuting Attorney
Vote For 1

	TOTAL
Stuart L. Fenton	82
James R. Linderman	116
Write-In Totals	0
Not Assigned	0
Total Votes Cast	**198**

REP Sheriff
Vote For 1

	TOTAL
Peter A. Wallin	185
Write-In Totals	0
Not Assigned	0
Total Votes Cast	**185**

REP Clerk
Vote For 1

	TOTAL
Jackie Bunker	59
Suzanne R. Kanine	123
Write-In Totals	0
Not Assigned	0
Total Votes Cast	**182**

REP Treasurer
Vote For 1

	TOTAL
Mary Mitchell	184
Write-In Totals	0
Not Assigned	0
Total Votes Cast	**184**

Report generated with Electionware Copyright © 2007-2019

Pleasantview Township, Precinct 1

REP Register of Deeds
Vote For 1

	TOTAL
Karen Cosens	182
Write-In Totals	0
Not Assigned	0
Total Votes Cast	**182**

REP Drain Commissioner
Vote For 1

	TOTAL
Arden J. Bawkey	179
Write-In Totals	0
Not Assigned	0
Total Votes Cast	**179**

REP County Commissioner 2nd District
Vote For 1

	TOTAL
Neil W. Ahrens	174
Write-In Totals	1
Not Assigned	1
Total Votes Cast	**175**

REP Supervisor Pleasantview Township
Vote For 1

	TOTAL
Robert Rogier	169
Write-In Totals	0
Not Assigned	0
Total Votes Cast	**169**

REP Clerk Pleasantview Township
Vote For 1

	TOTAL
Debbie Bosma	177
Write-In Totals	0
Not Assigned	0
Total Votes Cast	**177**

REP Treasurer Pleasantview Township
Vote For 1

	TOTAL
Maureen T. Barkley	174
Write-In Totals	0
Not Assigned	0
Total Votes Cast	**174**

Report generated with Electionware Copyright © 2007-2019

Pleasantview Township, Precinct 1

REP Trustee Pleasantview Township
Vote For 2

	TOTAL
Leslie Bosma	153
Robert D. Wurst	141
Write-In Totals	0
Not Assigned	0
Total Votes Cast	**294**

REP Delegate to County Convention Pleasantview Township, Precinct 1
Vote For 3

	TOTAL
Jenny Nolan	166
Write-In Totals	2
Not Assigned	2
Total Votes Cast	**168**

Separate Tax Limitation
Vote For 1

	TOTAL
Yes	195
No	84
Total Votes Cast	**279**

Report generated with Electionware Copyright © 2007-2019

Readmond Township, Precinct 1

Statistics

	TOTAL
Registered Voters - Total	552
Registered Voters - Democratic	0
Registered Voters - Republican	0
Registered Voters - Nonpartisan	552
Ballots Cast - Total	244
Ballots Cast - Democratic	75
Ballots Cast - Republican	162
Ballots Cast - Nonpartisan	7
Ballots Cast - CrossOver	7
Ballots Cast - Blank	0
Voter Turnout - Total	44.20%

DEM United States Senator

Vote For 1

	TOTAL
Gary Peters	73
Write-In Totals	0
Not Assigned	0
Total Votes Cast	**73**

DEM Representative in Congress

Vote For 1

	TOTAL
Dana Ferguson	27
Linda O'Dell	44
Write-In Totals	0
Not Assigned	0
Total Votes Cast	**71**

DEM Representative in State Legislature

Vote For 1

	TOTAL
Jim Page	53
Kurt Perron	13
Write-In Totals	0
Not Assigned	0
Total Votes Cast	**66**

DEM Prosecuting Attorney

Vote For 1

	TOTAL
Write-In Totals	1
Not Assigned	1
Total Votes Cast	**1**

Report generated with Electionware Copyright © 2007-2019

Readmond Township, Precinct 1

DEM Sheriff
Vote For 1

	TOTAL
Write-In Totals	1
Not Assigned	1
Total Votes Cast	**1**

DEM Clerk
Vote For 1

	TOTAL
Write-In Totals	1
Not Assigned	1
Total Votes Cast	**1**

DEM Treasurer
Vote For 1

	TOTAL
Write-In Totals	1
Not Assigned	1
Total Votes Cast	**1**

DEM Register of Deeds
Vote For 1

	TOTAL
Write-In Totals	1
Not Assigned	1
Total Votes Cast	**1**

DEM Drain Commissioner
Vote For 1

	TOTAL
Write-In Totals	1
Not Assigned	1
Total Votes Cast	**1**

DEM County Commissioner 1st District
Vote For 1

	TOTAL
Write-In Totals	1
Not Assigned	1
Total Votes Cast	**1**

DEM Supervisor Readmond Township
Vote For 1

	TOTAL
Write-In Totals	1
Not Assigned	1
Total Votes Cast	**1**

Report generated with Electionware Copyright © 2007-2019

Readmond Township, Precinct 1

DEM Clerk Readmond Township
Vote For 1

	TOTAL
Sarah Krupa	66
Write-In Totals	0
Not Assigned	0
Total Votes Cast	**66**

DEM Treasurer Readmond Township
Vote For 1

	TOTAL
Write-In Totals	0
Not Assigned	0
Total Votes Cast	**0**

DEM Trustee Readmond Township
Vote For 2

	TOTAL
Robert A. Kruzel	67
Write-In Totals	0
Not Assigned	0
Total Votes Cast	**67**

DEM Delegate to County Convention Readmond Township, Precinct 1
Vote For 2

	TOTAL
Richard Scott	60
Write-In Totals	0
Not Assigned	0
Total Votes Cast	**60**

REP United States Senator
Vote For 1

	TOTAL
John James	137
Write-In Totals	1
Not Assigned	1
Total Votes Cast	**138**

REP Representative in Congress
Vote For 1

	TOTAL
Jack Bergman	141
Write-In Totals	0
Not Assigned	0
Total Votes Cast	**141**

Report generated with Electionware Copyright © 2007-2019

Readmond Township, Precinct 1

REP Representative in State Legislature
Vote For 1

	TOTAL
Tana Baldwin	1
John N. Damoose	99
Sue Fisher	15
Terry Lamb	16
David James Laughbaum	8
Damon Lieurance	3
Kathy Twardy	13
Write-In Totals	0
Not Assigned	0
Total Votes Cast	**155**

REP Prosecuting Attorney
Vote For 1

	TOTAL
Stuart L. Fenton	67
James R. Linderman	86
Write-In Totals	0
Not Assigned	0
Total Votes Cast	**153**

REP Sheriff
Vote For 1

	TOTAL
Peter A. Wallin	142
Write-In Totals	0
Not Assigned	0
Total Votes Cast	**142**

REP Clerk
Vote For 1

	TOTAL
Jackie Bunker	39
Suzanne R. Kanine	99
Write-In Totals	0
Not Assigned	0
Total Votes Cast	**138**

REP Treasurer
Vote For 1

	TOTAL
Mary Mitchell	125
Write-In Totals	0
Not Assigned	0
Total Votes Cast	**125**

Report generated with Electionware Copyright © 2007-2019

Readmond Township, Precinct 1

REP Register of Deeds
Vote For 1

	TOTAL
Karen Cosens	128
Write-In Totals	0
Not Assigned	0
Total Votes Cast	**128**

REP Drain Commissioner
Vote For 1

	TOTAL
Arden J. Bawkey	126
Write-In Totals	1
Not Assigned	1
Total Votes Cast	**127**

REP County Commissioner 1st District
Vote For 1

	TOTAL
Toni M. Drier	130
Write-In Totals	0
Not Assigned	0
Total Votes Cast	**130**

REP Supervisor Readmond Township
Vote For 1

	TOTAL
Lisa A. Fineout	138
Write-In Totals	0
Not Assigned	0
Total Votes Cast	**138**

REP Clerk Readmond Township
Vote For 1

	TOTAL
Write-In Totals	8
Not Assigned	8
Total Votes Cast	**8**

REP Treasurer Readmond Township
Vote For 1

	TOTAL
Janet Hendricks	137
Write-In Totals	1
Not Assigned	1
Total Votes Cast	**138**

Report generated with Electionware Copyright © 2007-2019

Readmond Township, Precinct 1

REP Trustee Readmond Township
Vote For 2

	TOTAL
Gordon G. Kruskie	132
Write-In Totals	8
Not Assigned	8
Total Votes Cast	**140**

REP Delegate to County Convention Readmond Township, Precinct 1
Vote For 2

	TOTAL
Robert W. Hannah	123
Write-In Totals	2
Not Assigned	2
Total Votes Cast	**125**

Separate Tax Limitation
Vote For 1

	TOTAL
Yes	113
No	66
Total Votes Cast	**179**

Report generated with Electionware Copyright © 2007-2019

Resort Township, Precinct 1

Statistics

	TOTAL
Registered Voters - Total	2,488
Registered Voters - Democratic	0
Registered Voters - Republican	0
Registered Voters - Nonpartisan	2,488
Ballots Cast - Total	1,138
Ballots Cast - Democratic	256
Ballots Cast - Republican	789
Ballots Cast - Nonpartisan	93
Ballots Cast - CrossOver	84
Ballots Cast - Blank	0
Voter Turnout - Total	45.74%

DEM United States Senator
Vote For 1

	TOTAL
Gary Peters	249
Write-In Totals	0
Not Assigned	0
Total Votes Cast	**249**

DEM Representative in Congress
Vote For 1

	TOTAL
Dana Ferguson	146
Linda O'Dell	96
Write-In Totals	0
Not Assigned	0
Total Votes Cast	**242**

DEM Representative in State Legislature
Vote For 1

	TOTAL
Jim Page	167
Kurt Perron	59
Write-In Totals	0
Not Assigned	0
Total Votes Cast	**226**

DEM Prosecuting Attorney
Vote For 1

	TOTAL
Write-In Totals	14
Not Assigned	14
Total Votes Cast	**14**

Report generated with Electionware Copyright © 2007-2019

Resort Township, Precinct 1

DEM Sheriff
Vote For 1

	TOTAL
Write-In Totals	7
Not Assigned	7
Total Votes Cast	**7**

DEM Clerk
Vote For 1

	TOTAL
Write-In Totals	10
Not Assigned	10
Total Votes Cast	**10**

DEM Treasurer
Vote For 1

	TOTAL
Write-In Totals	7
Not Assigned	7
Total Votes Cast	**7**

DEM Register of Deeds
Vote For 1

	TOTAL
Write-In Totals	8
Not Assigned	8
Total Votes Cast	**8**

DEM Drain Commissioner
Vote For 1

	TOTAL
Write-In Totals	7
Not Assigned	7
Total Votes Cast	**7**

DEM County Commissioner 6th District
Vote For 1

	TOTAL
Brad Hall	199
Write-In Totals	1
Not Assigned	1
Total Votes Cast	**200**

DEM Supervisor Resort Township
Vote For 1

	TOTAL
Write-In Totals	6
Not Assigned	6
Total Votes Cast	**6**

Report generated with Electionware Copyright © 2007-2019

Resort Township, Precinct 1

DEM Clerk Resort Township
Vote For 1

	TOTAL
Write-In Totals	4
Not Assigned	4
Total Votes Cast	4

DEM Treasurer Resort Township
Vote For 1

	TOTAL
Write-In Totals	5
Not Assigned	5
Total Votes Cast	**5**

DEM Trustee Resort Township
Vote For 2

	TOTAL
Write-In Totals	10
Not Assigned	10
Total Votes Cast	**10**

DEM Delegate to County Convention Resort Township, Precinct 1
Vote For 4

	TOTAL
Brad Hall	191
Eileen T. Thorp	177
John M. Thorp	170
Write-In Totals	4
Not Assigned	4
Total Votes Cast	**542**

REP United States Senator
Vote For 1

	TOTAL
John James	663
Write-In Totals	7
Not Assigned	7
Total Votes Cast	**670**

REP Representative in Congress
Vote For 1

	TOTAL
Jack Bergman	664
Write-In Totals	3
Not Assigned	3
Total Votes Cast	**667**

Report generated with Electionware Copyright © 2007-2019

Resort Township, Precinct 1

REP Representative in State Legislature
Vote For 1

	TOTAL
Tana Baldwin	51
John N. Damoose	417
Sue Fisher	57
Terry Lamb	55
David James Laughbaum	60
Damon Lieurance	8
Kathy Twardy	31
Write-In Totals	3
Not Assigned	3
Total Votes Cast	**682**

REP Prosecuting Attorney
Vote For 1

	TOTAL
Stuart L. Fenton	386
James R. Linderman	360
Write-In Totals	1
Not Assigned	1
Total Votes Cast	**747**

REP Sheriff
Vote For 1

	TOTAL
Peter A. Wallin	680
Write-In Totals	2
Not Assigned	2
Total Votes Cast	**682**

REP Clerk
Vote For 1

	TOTAL
Jackie Bunker	141
Suzanne R. Kanine	584
Write-In Totals	0
Not Assigned	0
Total Votes Cast	**725**

REP Treasurer
Vote For 1

	TOTAL
Mary Mitchell	627
Write-In Totals	0
Not Assigned	0
Total Votes Cast	**627**

Report generated with Electionware Copyright © 2007-2019

Resort Township, Precinct 1

REP Register of Deeds
Vote For 1

	TOTAL
Karen Cosens	642
Write-In Totals	0
Not Assigned	0
Total Votes Cast	**642**

REP Drain Commissioner
Vote For 1

	TOTAL
Arden J. Bawkey	617
Write-In Totals	1
Not Assigned	1
Total Votes Cast	**618**

REP County Commissioner 6th District
Vote For 1

	TOTAL
David White	622
Write-In Totals	1
Not Assigned	1
Total Votes Cast	**623**

REP Supervisor Resort Township
Vote For 1

	TOTAL
Robert Wheaton	652
Write-In Totals	2
Not Assigned	2
Total Votes Cast	**654**

REP Clerk Resort Township
Vote For 1

	TOTAL
Kathleen M. Crandell	288
Lucy Eppler	422
Write-In Totals	0
Not Assigned	0
Total Votes Cast	**710**

REP Treasurer Resort Township
Vote For 1

	TOTAL
Suzanne F. Coveyou	667
Write-In Totals	1
Not Assigned	1
Total Votes Cast	**668**

Report generated with Electionware Copyright © 2007-2019

Resort Township, Precinct 1

REP Trustee Resort Township
Vote For 2

	TOTAL
Holly Angileri	448
Paul A. Schemanski	375
Frank Tarquini	333
Write-In Totals	2
Not Assigned	2
Total Votes Cast	**1,158**

REP Delegate to County Convention Resort Township, Precinct 1
Vote For 10

	TOTAL
Write-In Totals	32
Not Assigned	32
Total Votes Cast	**32**

Separate Tax Limitation
Vote For 1

	TOTAL
Yes	684
No	357
Total Votes Cast	**1,041**

Resort Fire Millage Renewal
Vote For 1

	TOTAL
Yes	805
No	275
Total Votes Cast	**1,080**

Resort Township Library Services Agreement Resort Township
Vote For 1

	TOTAL
Yes	783
No	311
Total Votes Cast	**1,094**

Report generated with Electionware Copyright © 2007-2019

Springvale Township, Precinct 1

Statistics

	TOTAL
Registered Voters - Total	1,784
Registered Voters - Democratic	0
Registered Voters - Republican	0
Registered Voters - Nonpartisan	1,784
Ballots Cast - Total	714
Ballots Cast - Democratic	153
Ballots Cast - Republican	497
Ballots Cast - Nonpartisan	64
Ballots Cast - CrossOver	54
Ballots Cast - Blank	2
Voter Turnout - Total	40.02%

DEM United States Senator

Vote For 1

	TOTAL
Gary Peters	151
Write-In Totals	0
Not Assigned	0
Total Votes Cast	**151**

DEM Representative in Congress

Vote For 1

	TOTAL
Dana Ferguson	75
Linda O'Dell	74
Write-In Totals	0
Not Assigned	0
Total Votes Cast	**149**

DEM Representative in State Legislature

Vote For 1

	TOTAL
Jim Page	107
Kurt Perron	37
Write-In Totals	1
Not Assigned	1
Total Votes Cast	**145**

DEM Prosecuting Attorney

Vote For 1

	TOTAL
Write-In Totals	13
Not Assigned	13
Total Votes Cast	**13**

Report generated with Electionware Copyright © 2007-2019

Springvale Township, Precinct 1

DEM Sheriff
Vote For 1

	TOTAL
Write-In Totals	12
Not Assigned	12
Total Votes Cast	**12**

DEM Clerk
Vote For 1

	TOTAL
Write-In Totals	12
Not Assigned	12
Total Votes Cast	**12**

DEM Treasurer
Vote For 1

	TOTAL
Write-In Totals	12
Not Assigned	12
Total Votes Cast	**12**

DEM Register of Deeds
Vote For 1

	TOTAL
Write-In Totals	13
Not Assigned	13
Total Votes Cast	**13**

DEM Drain Commissioner
Vote For 1

	TOTAL
Write-In Totals	12
Not Assigned	12
Total Votes Cast	**12**

DEM County Commissioner 4th District
Vote For 1

	TOTAL
Write-In Totals	11
Not Assigned	11
Total Votes Cast	**11**

DEM Supervisor Springvale Township
Vote For 1

	TOTAL
Write-In Totals	11
Not Assigned	11
Total Votes Cast	**11**

Report generated with Electionware Copyright © 2007-2019

Springvale Township, Precinct 1

DEM Clerk Springvale Township
Vote For 1

	TOTAL
Write-In Totals	10
Not Assigned	10
Total Votes Cast	**10**

DEM Treasurer Springvale Township
Vote For 1

	TOTAL
Write-In Totals	11
Not Assigned	11
Total Votes Cast	**11**

DEM Trustee Springvale Township
Vote For 2

	TOTAL
Write-In Totals	15
Not Assigned	15
Total Votes Cast	**15**

DEM Delegate to County Convention Springvale Township, Precinct 1
Vote For 4

	TOTAL
Robert J. Harold	111
Donald Priest	104
Write-In Totals	0
Not Assigned	0
Total Votes Cast	**215**

REP United States Senator
Vote For 1

	TOTAL
John James	435
Write-In Totals	1
Not Assigned	1
Total Votes Cast	**436**

REP Representative in Congress
Vote For 1

	TOTAL
Jack Bergman	428
Write-In Totals	1
Not Assigned	1
Total Votes Cast	**429**

Report generated with Electionware Copyright © 2007-2019

Springvale Township, Precinct 1

REP Representative in State Legislature
Vote For 1

	TOTAL
Tana Baldwin	30
John N. Damoose	269
Sue Fisher	52
Terry Lamb	23
David James Laughbaum	32
Damon Lieurance	14
Kathy Twardy	19
Write-In Totals	1
Not Assigned	1
Total Votes Cast	**440**

REP Prosecuting Attorney
Vote For 1

	TOTAL
Stuart L. Fenton	194
James R. Linderman	284
Write-In Totals	0
Not Assigned	0
Total Votes Cast	**478**

REP Sheriff
Vote For 1

	TOTAL
Peter A. Wallin	427
Write-In Totals	2
Not Assigned	2
Total Votes Cast	**429**

REP Clerk
Vote For 1

	TOTAL
Jackie Bunker	108
Suzanne R. Kanine	346
Write-In Totals	0
Not Assigned	0
Total Votes Cast	**454**

REP Treasurer
Vote For 1

	TOTAL
Mary Mitchell	399
Write-In Totals	0
Not Assigned	0
Total Votes Cast	**399**

Report generated with Electionware Copyright © 2007-2019

Springvale Township, Precinct 1

REP Register of Deeds
Vote For 1

	TOTAL
Karen Cosens	411
Write-In Totals	0
Not Assigned	0
Total Votes Cast	**411**

REP Drain Commissioner
Vote For 1

	TOTAL
Arden J. Bawkey	398
Write-In Totals	2
Not Assigned	2
Total Votes Cast	**400**

REP County Commissioner 4th District
Vote For 1

	TOTAL
Mike Wargel	396
Write-In Totals	2
Not Assigned	2
Total Votes Cast	**398**

REP Supervisor Springvale Township
Vote For 1

	TOTAL
Randy McCune	388
Write-In Totals	0
Not Assigned	0
Total Votes Cast	**388**

REP Clerk Springvale Township
Vote For 1

	TOTAL
Patricia McCune	390
Write-In Totals	0
Not Assigned	0
Total Votes Cast	**390**

REP Treasurer Springvale Township
Vote For 1

	TOTAL
Dawn DeRue	394
Write-In Totals	0
Not Assigned	0
Total Votes Cast	**394**

Report generated with Electionware Copyright © 2007-2019

Springvale Township, Precinct 1

REP Trustee Springvale Township
Vote For 2

	TOTAL
Becky L. Fettig	314
Sherry Sedore	157
Kyle Ulrich	173
Write-In Totals	0
Not Assigned	0
Total Votes Cast	**644**

REP Delegate to County Convention Springvale Township, Precinct 1
Vote For 7

	TOTAL
Herb Friske	360
Write-In Totals	16
Write-In: Rich A Ginop	6
Write-In: Invalid Write-in	5
Not Assigned	5
Total Votes Cast	**376**

Separate Tax Limitation
Vote For 1

	TOTAL
Yes	401
No	245
Total Votes Cast	**646**

Springvale Fire Operation Millage
Vote For 1

	TOTAL
Yes	590
No	95
Total Votes Cast	**685**

Springvale Township Road Millage
Vote For 1

	TOTAL
Yes	545
No	138
Total Votes Cast	**683**

Springvale Township Library Proposal
Vote For 1

	TOTAL
Yes	498
No	185
Total Votes Cast	**683**

Report generated with Electionware Copyright © 2007-2019

Wawatam Township, Precinct 1

Statistics

	TOTAL
Registered Voters - Total	600
Registered Voters - Democratic	0
Registered Voters - Republican	0
Registered Voters - Nonpartisan	600
Ballots Cast - Total	249
Ballots Cast - Democratic	88
Ballots Cast - Republican	153
Ballots Cast - Nonpartisan	8
Ballots Cast - CrossOver	6
Ballots Cast - Blank	0
Voter Turnout - Total	41.50%

DEM United States Senator
Vote For 1

	TOTAL
Gary Peters	86
Write-In Totals	1
Not Assigned	1
Total Votes Cast	**87**

DEM Representative in Congress
Vote For 1

	TOTAL
Dana Ferguson	57
Linda O'Dell	25
Write-In Totals	1
Not Assigned	1
Total Votes Cast	**83**

DEM Representative in State Legislature
Vote For 1

	TOTAL
Jim Page	57
Kurt Perron	22
Write-In Totals	0
Not Assigned	0
Total Votes Cast	**79**

DEM Prosecuting Attorney
Vote For 1

	TOTAL
Write-In Totals	11
Not Assigned	11
Total Votes Cast	**11**

Report generated with Electionware Copyright © 2007-2019

Wawatam Township, Precinct 1

DEM Sheriff
Vote For 1

	TOTAL
Write-In Totals	12
Not Assigned	12
Total Votes Cast	**12**

DEM Clerk
Vote For 1

	TOTAL
Write-In Totals	12
Not Assigned	12
Total Votes Cast	**12**

DEM Treasurer
Vote For 1

	TOTAL
Write-In Totals	12
Not Assigned	12
Total Votes Cast	**12**

DEM Register of Deeds
Vote For 1

	TOTAL
Write-In Totals	12
Not Assigned	12
Total Votes Cast	**12**

DEM Drain Commissioner
Vote For 1

	TOTAL
Write-In Totals	11
Not Assigned	11
Total Votes Cast	**11**

DEM County Commissioner 1st District
Vote For 1

	TOTAL
Write-In Totals	12
Not Assigned	12
Total Votes Cast	**12**

DEM Supervisor Wawatam Township
Vote For 1

	TOTAL
Write-In Totals	12
Not Assigned	12
Total Votes Cast	**12**

Report generated with Electionware Copyright © 2007-2019

Wawatam Township, Precinct 1

DEM Clerk Wawatam Township
Vote For 1

	TOTAL
Write-In Totals	12
Not Assigned	12
Total Votes Cast	**12**

DEM Treasurer Wawatam Township
Vote For 1

	TOTAL
Write-In Totals	12
Not Assigned	12
Total Votes Cast	**12**

DEM Trustee Wawatam Township
Vote For 2

	TOTAL
Write-In Totals	20
Not Assigned	20
Total Votes Cast	**20**

DEM Delegate to County Convention Wawatam Township, Precinct 1
Vote For 2

	TOTAL
Write-In Totals	19
Not Assigned	19
Total Votes Cast	**19**

REP United States Senator
Vote For 1

	TOTAL
John James	140
Write-In Totals	0
Not Assigned	0
Total Votes Cast	**140**

REP Representative in Congress
Vote For 1

	TOTAL
Jack Bergman	138
Write-In Totals	0
Not Assigned	0
Total Votes Cast	**138**

Report generated with Electionware Copyright © 2007-2019

Wawatam Township, Precinct 1

REP Representative in State Legislature
Vote For 1

	TOTAL
Tana Baldwin	2
John N. Damoose	82
Sue Fisher	20
Terry Lamb	9
David James Laughbaum	7
Damon Lieurance	2
Kathy Twardy	16
Write-In Totals	0
Not Assigned	0
Total Votes Cast	**138**

REP Prosecuting Attorney
Vote For 1

	TOTAL
Stuart L. Fenton	51
James R. Linderman	82
Write-In Totals	0
Not Assigned	0
Total Votes Cast	**133**

REP Sheriff
Vote For 1

	TOTAL
Peter A. Wallin	131
Write-In Totals	1
Not Assigned	1
Total Votes Cast	**132**

REP Clerk
Vote For 1

	TOTAL
Jackie Bunker	65
Suzanne R. Kanine	68
Write-In Totals	0
Not Assigned	0
Total Votes Cast	**133**

REP Treasurer
Vote For 1

	TOTAL
Mary Mitchell	124
Write-In Totals	0
Not Assigned	0
Total Votes Cast	**124**

Report generated with Electionware Copyright © 2007-2019

Wawatam Township, Precinct 1

REP Register of Deeds
Vote For 1

	TOTAL
Karen Cosens	119
Write-In Totals	0
Not Assigned	0
Total Votes Cast	**119**

REP Drain Commissioner
Vote For 1

	TOTAL
Arden J. Bawkey	117
Write-In Totals	0
Not Assigned	0
Total Votes Cast	**117**

REP County Commissioner 1st District
Vote For 1

	TOTAL
Toni M. Drier	122
Write-In Totals	0
Not Assigned	0
Total Votes Cast	**122**

REP Supervisor Wawatam Township
Vote For 1

	TOTAL
Roger W. Moore	126
Write-In Totals	0
Not Assigned	0
Total Votes Cast	**126**

REP Clerk Wawatam Township
Vote For 1

	TOTAL
Meghan Michalak	129
Write-In Totals	0
Not Assigned	0
Total Votes Cast	**129**

REP Treasurer Wawatam Township
Vote For 1

	TOTAL
Elaine L. Desy	128
Write-In Totals	0
Not Assigned	0
Total Votes Cast	**128**

Report generated with Electionware Copyright © 2007-2019

Wawatam Township, Precinct 1

REP Trustee Wawatam Township
Vote For 2

	TOTAL
Roy Cole	122
Robert (Bob) Desy	106
Write-In Totals	2
Not Assigned	2
Total Votes Cast	**230**

REP Delegate to County Convention Wawatam Township, Precinct 1
Vote For 3

	TOTAL
Write-In Totals	5
Not Assigned	5
Total Votes Cast	**5**

Separate Tax Limitation
Vote For 1

	TOTAL
Yes	134
No	68
Total Votes Cast	**202**

Wawatam Township Fire Protection
Vote For 1

	TOTAL
Yes	143
No	61
Total Votes Cast	**204**

Report generated with Electionware Copyright © 2007-2019

West Traverse Township, Precinct 1

Statistics

	TOTAL
Registered Voters - Total	1,718
Registered Voters - Democratic	0
Registered Voters - Republican	0
Registered Voters - Nonpartisan	1,718
Ballots Cast - Total	904
Ballots Cast - Democratic	279
Ballots Cast - Republican	567
Ballots Cast - Nonpartisan	58
Ballots Cast - CrossOver	56
Ballots Cast - Blank	0
Voter Turnout - Total	52.62%

DEM United States Senator
Vote For 1

	TOTAL
Gary Peters	272
Write-In Totals	0
Not Assigned	0
Total Votes Cast	**272**

DEM Representative in Congress
Vote For 1

	TOTAL
Dana Ferguson	104
Linda O'Dell	154
Write-In Totals	0
Not Assigned	0
Total Votes Cast	**258**

DEM Representative in State Legislature
Vote For 1

	TOTAL
Jim Page	190
Kurt Perron	48
Write-In Totals	0
Not Assigned	0
Total Votes Cast	**238**

DEM Prosecuting Attorney
Vote For 1

	TOTAL
Write-In Totals	13
Not Assigned	13
Total Votes Cast	**13**

Report generated with Electionware Copyright © 2007-2019

West Traverse Township, Precinct 1

DEM Sheriff
Vote For 1

	TOTAL
Write-In Totals	10
Not Assigned	10
Total Votes Cast	**10**

DEM Clerk
Vote For 1

	TOTAL
Write-In Totals	10
Not Assigned	10
Total Votes Cast	**10**

DEM Treasurer
Vote For 1

	TOTAL
Write-In Totals	10
Not Assigned	10
Total Votes Cast	**10**

DEM Register of Deeds
Vote For 1

	TOTAL
Write-In Totals	10
Not Assigned	10
Total Votes Cast	**10**

DEM Drain Commissioner
Vote For 1

	TOTAL
Write-In Totals	10
Not Assigned	10
Total Votes Cast	**10**

DEM County Commissioner 2nd District
Vote For 1

	TOTAL
Write-In Totals	9
Not Assigned	9
Total Votes Cast	**9**

DEM Supervisor West Traverse Township
Vote For 1

	TOTAL
Write-In Totals	11
Not Assigned	11
Total Votes Cast	**11**

Report generated with Electionware Copyright © 2007-2019

West Traverse Township, Precinct 1

DEM Clerk West Traverse Township
Vote For 1

	TOTAL
Write-In Totals	9
Not Assigned	9
Total Votes Cast	**9**

DEM Treasurer West Traverse Township
Vote For 1

	TOTAL
Write-In Totals	10
Not Assigned	10
Total Votes Cast	**10**

DEM Trustee West Traverse Township
Vote For 2

	TOTAL
Dixon Dudderar	100
Joe Graham	126
Eva Lauer	187
Write-In Totals	0
Not Assigned	0
Total Votes Cast	**413**

DEM Delegate to County Convention West Traverse Township, Precinct 1
Vote For 4

	TOTAL
Dixon H. Dudderar	179
Martha Lancaster	226
Write-In Totals	1
Not Assigned	1
Total Votes Cast	**406**

REP United States Senator
Vote For 1

	TOTAL
John James	513
Write-In Totals	4
Not Assigned	4
Total Votes Cast	**517**

REP Representative in Congress
Vote For 1

	TOTAL
Jack Bergman	501
Write-In Totals	4
Not Assigned	4
Total Votes Cast	**505**

Report generated with Electionware Copyright © 2007-2019

West Traverse Township, Precinct 1

REP Representative in State Legislature
Vote For 1

	TOTAL
Tana Baldwin	13
John N. Damoose	445
Sue Fisher	24
Terry Lamb	18
David James Laughbaum	12
Damon Lieurance	2
Kathy Twardy	17
Write-In Totals	1
Not Assigned	1
Total Votes Cast	**532**

REP Prosecuting Attorney
Vote For 1

	TOTAL
Stuart L. Fenton	186
James R. Linderman	347
Write-In Totals	1
Not Assigned	1
Total Votes Cast	**534**

REP Sheriff
Vote For 1

	TOTAL
Peter A. Wallin	507
Write-In Totals	3
Not Assigned	3
Total Votes Cast	**510**

REP Clerk
Vote For 1

	TOTAL
Jackie Bunker	119
Suzanne R. Kanine	382
Write-In Totals	1
Not Assigned	1
Total Votes Cast	**502**

REP Treasurer
Vote For 1

	TOTAL
Mary Mitchell	473
Write-In Totals	2
Not Assigned	2
Total Votes Cast	**475**

Report generated with Electionware Copyright © 2007-2019

West Traverse Township, Precinct 1

REP Register of Deeds
Vote For 1

	TOTAL
Karen Cosens	472
Write-In Totals	2
Not Assigned	2
Total Votes Cast	**474**

REP Drain Commissioner
Vote For 1

	TOTAL
Arden J. Bawkey	462
Write-In Totals	5
Not Assigned	5
Total Votes Cast	**467**

REP County Commissioner 2nd District
Vote For 1

	TOTAL
Neil W. Ahrens	457
Write-In Totals	2
Not Assigned	2
Total Votes Cast	**459**

REP Supervisor West Traverse Township
Vote For 1

	TOTAL
James R. Bartlett	464
Write-In Totals	2
Not Assigned	2
Total Votes Cast	**466**

REP Clerk West Traverse Township
Vote For 1

	TOTAL
Cindy J. Baiardi	460
Write-In Totals	1
Not Assigned	1
Total Votes Cast	**461**

REP Treasurer West Traverse Township
Vote For 1

	TOTAL
Kristi Hollingsworth	460
Write-In Totals	1
Not Assigned	1
Total Votes Cast	**461**

Report generated with Electionware Copyright © 2007-2019

West Traverse Township, Precinct 1

REP Trustee West Traverse Township
Vote For 2

	TOTAL
David Green	384
Annie R. Mooradian	375
Write-In Totals	2
Not Assigned	2
Total Votes Cast	**761**

REP Delegate to County Convention West Traverse Township, Precinct 1
Vote For 8

	TOTAL
Kristen Carey	352
June B. Jackson	342
Louis R. Zako	377
Mary Jane Zako	375
Write-In Totals	14
Write-In: Carolyn R. Whittle	7
Write-In: Invalid Write-In	5
Not Assigned	2
Total Votes Cast	**1,460**

Separate Tax Limitation
Vote For 1

	TOTAL
Yes	579
No	215
Total Votes Cast	**794**

Thorne Swift Millage Proposal
Vote For 1

	TOTAL
Yes	667
No	155
Total Votes Cast	**822**

Report generated with Electionware Copyright © 2007-2019

United States Senator - Democratic Party - Vote for not more than 1

Precinct	Election Day Voting Ballots Cast	Total Ballots Cast	Registered Voters	Turnout Percentage
Argentine Township, Precinct 1	760	760	2202	34.51 %
Argentine Township, Precinct 2	731	731	2339	31.25 %
Argentine Township, Precinct 3	207	207	672	30.80 %
Atlas Township, Precinct 1	778	778	1847	42.12 %
Atlas Township, Precinct 2	523	523	1059	49.39 %
Atlas Township, Precinct 3	861	861	1875	45.92 %
Atlas Township, Precinct 4	621	621	1326	46.83 %
City of Burton, Precinct 1	568	568	2061	27.56 %
City of Burton, Precinct 2	415	415	2035	20.39 %
City of Burton, Precinct 3	711	711	2570	27.67 %
City of Burton, Precinct 4	389	389	2503	15.54 %
City of Burton, Precinct 5	434	434	1629	26.64 %
City of Burton, Precinct 6	260	260	1852	14.04 %
City of Burton, Precinct 7	482	482	2131	22.62 %
City of Burton, Precinct 8	798	798	1849	43.16 %
City of Burton, Precinct 9	310	310	961	32.26 %
City of Burton, Precinct 10	795	795	2640	30.11 %
City of Burton, Precinct 11	489	489	1533	31.90 %
City of Burton, Precinct 12	509	509	1614	31.54 %
Clayton Township, Precinct 1	805	805	1935	41.60 %
Clayton Township, Precinct 2	597	597	1630	36.63 %

Genesee County, Michigan

Primary Election, Tuesday, August 4, 2020

8/4/2020

United States Senator - Democratic Party - Vote for not more than 1

Precinct	[illegible]	[illegible]	[illegible]	[illegible]	[illegible]	[illegible]	[illegible]	Election Day Hand Paper Ballots Cast	Total Ballots Cast	Registered Voters	Turnout Percentage
Clayton Township, Precinct 3	217	217	27	0	12	2	0	383	383	1113	34.41 %
Clayton Township, Precinct 4	175	175	25	0	12	0	0	344	344	1221	28.17 %
City of Clio, Precinct 1	278	278	29	0	12	0	0	500	500	1947	25.68 %
City of Davison, Precinct 1	160	160	14	0	7	0	0	282	282	995	28.34 %
City of Davison, Precinct 2	172	172	5	0	5	0	0	278	278	1028	27.04 %
City of Davison, Precinct 3	218	218	22	0	12	1	0	405	405	1200	33.75 %
City of Davison, Precinct 4	188	188	17	0	8	0	0	336	336	990	33.94 %
Davison Township, Precinct 1	308	308	34	0	18	1	0	666	666	1907	34.92 %
Davison Township, Precinct 2	396	396	17	0	34	1	0	766	766	1773	43.20 %
Davison Township, Precinct 3	235	235	37	0	23	0	0	549	549	1429	38.42 %
Davison Township, Precinct 4	446	446	25	0	28	0	0	787	787	1839	42.79 %
Davison Township, Precinct 5	224	224	13	0	12	0	0	410	410	1950	21.03 %
Davison Township, Precinct 6	321	321	10	0	26	1	0	518	518	2286	22.66 %
Davison Township, Precinct 7	204	204	29	0	19	1	0	497	497	1476	33.67 %
Davison Township, Precinct 8	204	204	15	0	11	0	0	462	462	1010	45.74 %
Davison Township, Precinct 9	297	297	18	1	25	1	0	552	552	1615	34.18 %
City of Fenton, Precinct 1	272	272	27	0	19	2	0	537	537	1890	28.41 %
City of Fenton, Precinct 2	292	292	18	0	24	0	0	596	596	1839	32.41 %
City of Fenton, Precinct 3	280	280	20	0	13	1	0	504	504	1515	33.27 %
City of Fenton, Precinct 4	232	232	21	0	16	0	0	473	473	2272	20.82 %
City of Fenton, Precinct 5	206	206	16	0	17	0	0	410	410	2005	20.45 %

United States Senator - Democratic Party - Vote for not more than 1

Precinct	[illegible]	[illegible]	[illegible]	[illegible]	[illegible]	[illegible]	[illegible]	Election Day Voting Ballots Cast	Total Ballots Cast	Registered Voters	Turnout Percentage
Fenton Township, Precinct 1	383	383	56	1	29	2	0	897	897	1840	48.75 %
Fenton Township, Precinct 2	418	418	36	0	21	0	0	927	927	1708	54.27 %
Fenton Township, Precinct 3	314	314	24	0	13	0	0	743	743	2509	29.61 %
Fenton Township, Precinct 4	291	291	26	0	8	0	0	692	692	1450	47.72 %
Fenton Township, Precinct 5	320	320	33	0	11	1	0	732	732	838	87.35 %
Fenton Township, Precinct 6	395	395	49	0	22	1	0	907	907	1627	55.75 %
City of Flint, Precinct 1	392	392	19	0	15	4	0	434	434	1771	24.51 %
City of Flint, Precinct 2	349	349	9	0	10	3	0	376	376	1675	22.45 %
City of Flint, Precinct 3	137	137	9	0	4	0	0	153	153	913	16.76 %
City of Flint, Precinct 4	345	345	19	0	12	2	0	383	383	1923	19.92 %
City of Flint, Precinct 5	223	223	10	0	5	0	0	240	240	1503	15.97 %
City of Flint, Precinct 6	270	270	14	0	14	0	0	304	304	1509	20.15 %
City of Flint, Precinct 7	100	100	7	0	5	1	0	115	115	789	14.58 %
City of Flint, Precinct 8	341	341	19	0	10	1	0	372	372	1349	27.58 %
City of Flint, Precinct 9	172	172	11	0	9	2	0	200	200	852	23.47 %
City of Flint, Precinct 10	204	204	3	0	12	0	0	223	223	1338	16.67 %
City of Flint, Precinct 11	241	241	13	0	6	3	0	273	273	1259	21.68 %
City of Flint, Precinct 12	242	242	8	0	11	3	0	265	265	1026	25.83 %
City of Flint, Precinct 13	15	15	0	0	2	0	0	18	18	126	14.29 %
City of Flint, Precinct 14	244	244	14	0	15	1	0	278	278	1412	19.69 %
City of Flint, Precinct 15	107	107	2	0	1	1	0	111	111	686	16.18 %

United States Senator - Democratic Party - Vote for not more than 1

Precinct	[illegible]	[illegible]	[illegible]	[illegible]	[illegible]	[illegible]	[illegible]	Election Day Voting Ballots Cast	Total Ballots Cast	Registered Voters	Turnout Percentage
City of Flint, Precinct 16	274	274	17	0	11	3	0	310	310	1772	17.49 %
City of Flint, Precinct 17	141	141	6	1	2	2	0	154	154	1047	14.71 %
City of Flint, Precinct 18	90	90	7	0	4	0	0	104	104	666	15.62 %
City of Flint, Precinct 19	71	71	0	0	2	1	0	91	91	1043	8.72 %
City of Flint, Precinct 20	153	153	7	0	5	2	0	190	190	1163	16.34 %
City of Flint, Precinct 21	81	81	10	0	7	0	0	106	106	1200	8.83 %
City of Flint, Precinct 22	287	287	12	1	14	1	0	397	397	1900	20.89 %
City of Flint, Precinct 23	77	77	3	0	7	1	0	110	110	1276	8.62 %
City of Flint, Precinct 24	113	113	4	0	5	1	0	146	146	1253	11.65 %
City of Flint, Precinct 25	201	201	12	0	14	1	0	300	300	1805	16.62 %
City of Flint, Precinct 26	103	103	1	0	4	1	0	141	141	1168	12.07 %
City of Flint, Precinct 27	27	27	2	0	0	0	0	32	32	269	11.90 %
City of Flint, Precinct 28	238	238	14	0	15	1	0	279	279	1447	19.28 %
City of Flint, Precinct 29	393	393	26	0	12	2	0	444	444	1940	22.89 %
City of Flint, Precinct 30	12	12	0	0	1	0	0	21	21	239	8.79 %
City of Flint, Precinct 31	139	139	12	0	7	0	0	165	165	1507	10.95 %
City of Flint, Precinct 32	75	75	4	0	2	1	0	98	98	567	17.28 %
City of Flint, Precinct 33	27	27	3	0	0	1	0	37	37	353	10.48 %
City of Flint, Precinct 34	17	17	1	0	0	0	0	25	25	206	12.14 %
City of Flint, Precinct 35	42	42	3	0	0	1	0	49	49	295	16.61 %
City of Flint, Precinct 36	6	6	1	0	0	0	0	9	9	101	8.91 %

United States Senator - Democratic Party - Vote for not more than 1

Precinct	Gary Peters	Cast Votes	Undervotes	Overvotes	Blank Votes	Rejected Write-In Votes	Unresolved Write-In Votes	Election Day Voting Ballots Cast	Total Ballots Cast	Registered Voters	Turnout Percentage
City of Flint, Precinct 37	156	156	17	0	8	1	0	184	184	1080	17.04 %
City of Flint, Precinct 38	27	27	3	0	2	0	0	40	40	369	10.84 %
City of Flint, Precinct 39	224	224	15	0	10	1	0	254	254	1203	21.11 %
City of Flint, Precinct 40	546	546	21	0	10	4	0	593	593	1783	33.26 %
City of Flint, Precinct 41	199	199	8	0	8	1	0	227	227	1255	18.09 %
City of Flint, Precinct 42	290	290	34	0	8	4	0	383	383	1254	30.54 %
City of Flint, Precinct 43	48	48	5	0	2	0	0	63	63	502	12.55 %
City of Flint, Precinct 44	257	257	19	0	6	1	0	306	306	1428	21.43 %
City of Flint, Precinct 45	469	469	20	1	22	2	0	549	549	2289	23.98 %
City of Flint, Precinct 46	326	326	50	1	2	0	0	454	454	1225	37.06 %
City of Flint, Precinct 47	129	129	2	0	1	0	0	141	141	600	23.50 %
City of Flint, Precinct 48	401	401	22	0	8	1	0	462	462	1253	36.87 %
City of Flint, Precinct 49	632	632	37	0	31	0	0	710	710	2095	33.89 %
City of Flint, Precinct 50	397	397	25	0	7	1	0	432	432	1799	24.01 %
City of Flint, Precinct 51	322	322	26	1	4	3	0	466	466	1394	33.43 %
City of Flint, Precinct 52	205	205	16	0	10	0	0	283	283	1721	16.44 %
City of Flint, Precinct 53	176	176	10	0	8	5	0	251	251	1535	16.35 %
City of Flint, Precinct 54	85	85	4	0	3	1	0	112	112	539	20.78 %
City of Flint, Precinct 55	165	165	12	1	15	1	0	245	245	1708	14.34 %
City of Flint, Precinct 56	568	568	25	0	12	3	0	657	657	2057	31.94 %
City of Flint, Precinct 57	300	300	18	0	13	5	0	404	404	2094	19.29 %

United States Senator - Democratic Party - Vote for not more than 1

Precinct	Gary Peters	[illegible]	[illegible]	[illegible]	[illegible]	[illegible]	[illegible]	Election Day Voting Ballots Cast	Total Ballots Cast	Registered Voters	Turnout Percentage
City of Flint, Precinct 58	192	192	6	0	40	2	0	294	294	1903	15.45 %
City of Flint, Precinct 59	95	95	8	0	10	1	0	136	136	1071	12.70 %
City of Flint, Precinct 60	402	402	31	0	16	3	0	501	501	1964	25.51 %
City of Flint, Precinct 61	51	51	4	0	1	0	0	62	62	1465	4.23 %
Flint Township, Precinct 1	647	647	65	0	6	1	0	839	839	1821	46.07 %
Flint Township, Precinct 2	383	383	32	0	10	0	0	492	492	1401	35.12 %
Flint Township, Precinct 3	402	402	50	1	17	3	0	677	677	2143	31.59 %
Flint Township, Precinct 4	652	652	46	0	25	4	0	837	837	2256	37.10 %
Flint Township, Precinct 5	547	547	62	0	21	1	0	787	787	2023	38.90 %
Flint Township, Precinct 6	376	376	39	0	14	3	0	554	554	2859	19.38 %
Flint Township, Precinct 7	502	502	22	0	21	0	0	561	561	1848	30.36 %
Flint Township, Precinct 8	20	20	0	0	0	0	0	30	30	169	17.75 %
Flint Township, Precinct 9	260	260	14	0	17	2	0	332	332	2576	12.89 %
Flint Township, Precinct 10	247	247	27	0	6	0	0	347	347	1066	32.55 %
Flint Township, Precinct 11	253	253	15	0	16	1	0	343	343	1093	31.38 %
Flint Township, Precinct 12	249	249	24	0	6	2	0	400	400	1520	26.32 %
Flint Township, Precinct 13	231	231	29	0	4	0	0	357	357	997	35.81 %
Flint Township, Precinct 14	327	327	23	1	11	1	0	485	485	1828	26.53 %
Flint Township, Precinct 15	297	297	31	1	19	1	0	470	470	1604	29.30 %
City of Flushing, Precinct 1	249	249	42	0	2	2	0	419	419	1093	38.33 %
City of Flushing, Precinct 2	277	277	37	0	8	1	0	473	473	1106	42.77 %

Genesee County, Michigan

Primary Election, Tuesday, August 4, 2020

8/4/2020

United States Senator - Democratic Party - Vote for not more than 1

Precinct	Gary Peters	[illegible]	[illegible]	Overvotes	[illegible]	[illegible]	[illegible]	Election Day Voting Ballots Cast	Total Ballots Cast	Registered Voters	Turnout Percentage
City of Flushing, Precinct 3	365	365	42	0	12	0	0	612	612	1414	43.28 %
City of Flushing, Precinct 4	324	324	49	0	11	1	0	595	595	1454	40.92 %
City of Flushing, Precinct 5	331	331	37	0	17	1	0	578	578	1594	36.26 %
Flushing Township, Precinct 1	283	283	21	0	25	0	0	563	563	1976	28.49 %
Flushing Township, Precinct 2	284	284	25	0	27	2	0	572	572	1666	34.33 %
Flushing Township, Precinct 3	485	485	54	0	50	2	0	944	944	2489	37.93 %
Flushing Township, Precinct 4	419	419	30	0	25	1	0	742	742	2016	36.81 %
Flushing Township, Precinct 5	79	79	11	0	9	0	0	194	194	609	31.86 %
Forest Township, Precinct 1	151	151	16	0	4	1	0	307	307	960	31.98 %
Forest Township, Precinct 2	282	282	19	0	13	0	0	541	541	1317	41.08 %
Forest Township, Precinct 3	211	211	20	1	11	0	0	400	400	1251	31.97 %
Gaines Township, Precinct 1	286	286	36	0	19	0	0	605	605	1564	38.68 %
Gaines Township, Precinct 2	189	189	21	0	11	0	0	362	362	1132	31.98 %
Gaines Township, Precinct 3	131	131	22	0	8	0	0	306	306	841	36.39 %
Gaines Township, Precinct 4	270	270	32	0	16	1	0	566	566	1735	32.62 %
Genesee Township, Precinct 1	198	198	13	0	9	0	0	319	319	1418	22.50 %
Genesee Township, Precinct 2	258	258	9	0	3	0	0	288	288	1542	18.68 %
Genesee Township, Precinct 3	230	230	17	0	13	1	0	377	377	1449	26.02 %
Genesee Township, Precinct 4	388	388	49	0	12	3	0	642	642	1959	32.77 %
Genesee Township, Precinct 5	199	199	27	0	14	0	0	348	348	1217	28.59 %
Genesee Township, Precinct 6	298	298	25	0	8	3	0	465	465	2341	19.86 %

United States Senator - Democratic Party - Vote for not more than 1

Precinct	Rejected write-in votes	Unresolved write-in votes	Election Day Voting Ballots Cast	Total Ballots Cast	Registered Voters	Turnout Percentage
Genesee Township, Precinct 7	0	0	521	521	1649	31.59 %
Genesee Township, Precinct 8	1	0	756	756	2420	31.24 %
Genesee Township, Precinct 9	1	0	560	560	2022	27.70 %
City of Grand Blanc, Precinct 1	1	0	510	510	1189	42.89 %
City of Grand Blanc, Precinct 2	0	0	499	499	1349	36.99 %
City of Grand Blanc, Precinct 3	0	0	599	599	1522	39.36 %
City of Grand Blanc, Precinct 4	1	0	636	636	2059	30.89 %
Grand Blanc Township, Precinct 1	2	0	836	836	2296	36.41 %
Grand Blanc Township, Precinct 2	2	0	369	369	1306	28.25 %
Grand Blanc Township, Precinct 3	0	0	459	459	1466	31.31 %
Grand Blanc Township, Precinct 4	0	0	626	626	1961	31.92 %
Grand Blanc Township, Precinct 5	0	0	464	464	2489	18.64 %
Grand Blanc Township, Precinct 6	0	0	730	730	2768	26.37 %
Grand Blanc Township, Precinct 7	0	0	514	514	1197	42.94 %
Grand Blanc Township, Precinct 8	0	0	947	947	2189	43.26 %
Grand Blanc Township, Precinct 9	1	0	771	771	1830	42.13 %
Grand Blanc Township, Precinct 10	1	0	767	767	1297	59.14 %

United States Senator - Democratic Party - Vote for not more than 1

Precinct	[illegible]	[illegible]	[illegible]	[illegible]	[illegible]	[illegible]	[illegible]	Election Day Hand Ballots Cast	Total Ballots Cast	Registered Voters	Turnout Percentage
Grand Blanc Township, Precinct 11	215	215	5	1	18	0	0	344	344	1477	23.29 %
Grand Blanc Township, Precinct 12	218	218	10	0	16	1	0	342	342	1513	22.60 %
Grand Blanc Township, Precinct 13	272	272	13	0	24	0	0	516	516	1436	35.93 %
Grand Blanc Township, Precinct 14	407	407	38	1	27	0	0	779	779	2136	36.47 %
Grand Blanc Township, Precinct 15	329	329	28	0	25	1	0	748	748	1696	44.10 %
Grand Blanc Township, Precinct 16	241	241	10	0	13	1	0	338	338	1458	23.18 %
Grand Blanc Township, Precinct 17	362	362	23	1	40	0	0	743	743	2098	35.41 %
City of Linden, Precinct 1	230	230	12	0	22	0	0	510	510	1258	40.54 %
City of Linden, Precinct 2	251	251	16	0	23	1	0	601	601	1740	34.54 %
City of Montrose, Precinct 1	179	179	13	0	11	0	0	310	310	1303	23.79 %
Montrose Township, Precinct 1	162	162	28	0	0	1	0	288	288	1180	24.41 %
Montrose Township, Precinct 2	141	141	10	0	3	0	0	264	264	1062	24.86 %
Montrose Township, Precinct 3	181	181	23	0	5	0	0	340	340	1301	26.13 %
Montrose Township, Precinct 4	188	188	26	0	3	1	0	358	358	1235	28.99 %
City of Mt. Morris, Precinct 1	110	110	9	0	3	0	0	167	167	932	17.92 %
City of Mt. Morris, Precinct 2	178	178	14	0	6	0	0	265	265	1441	18.39 %
Mt. Morris Township, Precinct 1	135	135	18	0	14	0	0	216	216	993	21.75 %

United States Senator - Democratic Party - Vote for not more than 1

Precinct	[illegible]	[illegible]	[illegible]	[illegible]	[illegible]	Rejected write-in votes	Unresolved write-in votes	Election Day Voting Ballots Cast	Total Ballots Cast	Registered Voters	Turnout Percentage
Mt. Morris Township, Precinct 2	251	251	48	0	6	1	0	462	462	1423	32.47 %
Mt. Morris Township, Precinct 3	219	219	31	0	6	2	0	333	333	1519	21.92 %
Mt. Morris Township, Precinct 4	395	395	44	0	10	3	0	604	604	1972	30.63 %
Mt. Morris Township, Precinct 5	260	260	28	0	4	1	0	346	346	1187	29.15 %
Mt. Morris Township, Precinct 6	245	245	26	0	13	1	0	335	335	2075	16.14 %
Mt. Morris Township, Precinct 7	460	460	29	0	3	1	0	506	506	1475	34.31 %
Mt. Morris Township, Precinct 8	237	237	12	0	6	0	0	266	266	1261	21.09 %
Mt. Morris Township, Precinct 9	284	284	8	0	11	3	0	340	340	2251	15.10 %
Mt. Morris Township, Precinct 10	219	219	9	0	7	3	0	252	252	1216	20.72 %
Mt. Morris Township, Precinct 11	298	298	11	0	8	3	0	328	328	1367	23.99 %
Mundy Township, Precinct 1	461	461	45	1	18	1	0	742	742	2142	34.64 %
Mundy Township, Precinct 2	245	245	30	0	19	0	0	435	435	1372	31.71 %
Mundy Township, Precinct 3	303	303	31	0	19	0	0	537	537	1320	40.68 %
Mundy Township, Precinct 4	274	274	28	1	16	1	0	494	494	1262	39.14 %
Mundy Township, Precinct 5	147	147	23	0	7	0	0	289	289	742	38.95 %
Mundy Township, Precinct 6	305	305	19	0	23	1	0	506	506	1532	33.03 %
Mundy Township, Precinct 7	270	270	16	0	12	2	0	465	465	1398	33.26 %

United States Senator - Democratic Party - Vote for not more than 1

Precinct	[illegible]	[illegible]	[illegible]	[illegible]	[illegible]	[illegible]	[illegible]	Election Day Voting Ballots Cast	Total Ballots Cast	Registered Voters	Turnout Percentage
Mundy Township, Precinct 8	221	221	17	0	17	0	0	402	402	1213	33.14 %
Mundy Township, Precinct 9	132	132	11	0	11	0	0	311	311	958	32.46 %
Richfield Township, Precinct 1	385	385	38	1	9	0	0	655	655	2017	32.47 %
Richfield Township, Precinct 2	536	536	59	0	16	1	0	978	978	2522	38.78 %
Richfield Township, Precinct 3	349	349	48	0	15	4	0	723	723	2149	33.64 %
City of Swartz Creek, Precinct 1	227	227	24	0	7	1	0	402	402	1136	35.39 %
City of Swartz Creek, Precinct 2	207	207	16	0	6	0	0	340	340	1134	29.98 %
City of Swartz Creek, Precinct 3	165	165	12	0	7	0	0	256	256	1094	23.40 %
City of Swartz Creek, Precinct 4	346	346	33	0	14	2	0	585	585	1235	47.37 %
Thetford Township, Precinct 1	197	197	30	0	23	4	0	418	418	1756	23.80 %
Thetford Township, Precinct 2	153	153	33	0	6	0	0	294	294	781	37.64 %
Thetford Township, Precinct 3	220	220	40	0	13	6	0	460	460	1367	33.65 %
Thetford Township, Precinct 4	236	236	38	0	22	3	0	506	506	1633	30.99 %
Vienna Township, Precinct 1	454	454	25	0	12	1	0	801	801	2182	36.71 %
Vienna Township, Precinct 2	338	338	35	0	12	1	0	610	610	2079	29.34 %
Vienna Township, Precinct 3	429	429	29	0	12	1	0	745	745	2636	28.26 %
Vienna Township, Precinct 4	365	365	34	0	15	0	0	631	631	2097	30.09 %
Vienna Township, Precinct 5	263	263	40	0	13	1	0	506	506	1372	36.88 %
Totals	**57262**	**57262**	**4752**	**30**	**3004**	**227**	**0**	**95643**	**95643**	**325959**	**29.34 %**

Representative in Congress 5th District - Democratic Party - Vote for not more than 1

Precinct	[illegible]	[illegible]	[illegible]	[illegible]	[illegible]	[illegible]	[illegible]	Election Day Voting Ballots Cast	Total Ballots Cast	Registered Voters	Turnout Percentage
Argentine Township, Precinct 1	290	290	30	0	37	1	0	760	760	2202	34.51 %
Argentine Township, Precinct 2	309	309	24	0	46	1	0	731	731	2339	31.25 %
Argentine Township, Precinct 3	77	77	4	0	18	0	0	207	207	672	30.80 %
Atlas Township, Precinct 1	225	225	28	0	35	1	0	778	778	1847	42.12 %
Atlas Township, Precinct 2	123	123	13	0	26	0	0	523	523	1059	49.39 %
Atlas Township, Precinct 3	189	189	21	0	48	0	0	861	861	1875	45.92 %
Atlas Township, Precinct 4	199	199	19	0	34	0	0	621	621	1326	46.83 %
City of Burton, Precinct 1	369	369	20	0	11	1	0	568	568	2061	27.56 %
City of Burton, Precinct 2	258	258	10	0	11	2	0	415	415	2035	20.39 %
City of Burton, Precinct 3	414	414	28	0	27	1	0	711	711	2570	27.67 %
City of Burton, Precinct 4	244	244	8	0	12	0	0	389	389	2503	15.54 %
City of Burton, Precinct 5	281	281	17	0	11	0	0	434	434	1629	26.64 %
City of Burton, Precinct 6	192	192	5	0	8	3	0	260	260	1852	14.04 %
City of Burton, Precinct 7	325	325	20	0	12	1	0	482	482	2131	22.62 %
City of Burton, Precinct 8	449	449	38	0	32	2	0	798	798	1849	43.16 %
City of Burton, Precinct 9	182	182	12	0	6	0	0	310	310	961	32.26 %
City of Burton, Precinct 10	491	491	25	0	25	0	0	795	795	2640	30.11 %
City of Burton, Precinct 11	293	293	18	0	10	1	0	489	489	1533	31.90 %
City of Burton, Precinct 12	294	294	21	0	16	0	0	509	509	1614	31.54 %
Clayton Township, Precinct 1	451	451	43	0	39	2	0	805	805	1935	41.60 %
Clayton Township, Precinct 2	315	315	35	0	36	0	0	597	597	1630	36.63 %

Representative in Congress 5th District - Democratic Party - Vote for not more than 1

Precinct	[illegible]	[illegible]	[illegible]	[illegible]	[illegible]	[illegible]	[illegible]	Election Day Voting Ballots Cast	Total Ballots Cast	Registered Voters	Turnout Percentage
Clayton Township, Precinct 3	219	219	25	0	15	2	0	383	383	1113	34.41 %
Clayton Township, Precinct 4	178	178	22	0	13	0	0	344	344	1221	28.17 %
City of Clio, Precinct 1	287	287	20	0	15	0	0	500	500	1947	25.68 %
City of Davison, Precinct 1	162	162	12	0	9	0	0	282	282	995	28.34 %
City of Davison, Precinct 2	173	173	4	0	6	0	0	278	278	1028	27.04 %
City of Davison, Precinct 3	223	223	18	0	14	0	0	405	405	1200	33.75 %
City of Davison, Precinct 4	188	188	17	0	8	0	0	336	336	990	33.94 %
Davison Township, Precinct 1	307	307	35	0	24	1	0	666	666	1907	34.92 %
Davison Township, Precinct 2	399	399	14	0	33	1	0	766	766	1773	43.20 %
Davison Township, Precinct 3	238	238	34	0	22	0	0	549	549	1429	38.42 %
Davison Township, Precinct 4	447	447	23	0	33	1	0	787	787	1839	42.79 %
Davison Township, Precinct 5	227	227	10	0	13	0	0	410	410	1950	21.03 %
Davison Township, Precinct 6	323	323	8	0	27	1	0	518	518	2286	22.66 %
Davison Township, Precinct 7	204	204	30	0	20	0	0	497	497	1476	33.67 %
Davison Township, Precinct 8	207	207	12	0	9	0	0	462	462	1010	45.74 %
Davison Township, Precinct 9	298	298	17	0	29	2	0	552	552	1615	34.18 %
City of Fenton, Precinct 1	278	278	22	0	21	1	0	537	537	1890	28.41 %
City of Fenton, Precinct 2	289	289	20	0	24	1	0	596	596	1839	32.41 %
City of Fenton, Precinct 3	281	281	20	0	14	0	0	504	504	1515	33.27 %
City of Fenton, Precinct 4	233	233	19	0	19	1	0	473	473	2272	20.82 %
City of Fenton, Precinct 5	210	210	11	0	17	1	0	410	410	2005	20.45 %

Representative in Congress 5th District - Democratic Party - Vote for not more than 1

Precinct	Daniel T. Kildee	Cast Votes	[illegible]	[illegible]	[illegible]	[illegible]	[illegible]	Election Day Voting Ballots Cast	Total Ballots Cast	Registered Voters	Turnout Percentage
Fenton Township, Precinct 1	387	387	52	1	29	2	0	897	897	1840	48.75 %
Fenton Township, Precinct 2	417	417	37	0	23	0	0	927	927	1708	54.27 %
Fenton Township, Precinct 3	319	319	19	0	11	0	0	743	743	2509	29.61 %
Fenton Township, Precinct 4	291	291	25	0	9	1	0	692	692	1450	47.72 %
Fenton Township, Precinct 5	320	320	32	0	14	2	0	732	732	838	87.35 %
Fenton Township, Precinct 6	404	404	40	0	20	1	0	907	907	1627	55.75 %
City of Flint, Precinct 1	398	398	14	0	14	3	0	434	434	1771	24.51 %
City of Flint, Precinct 2	347	347	9	0	10	5	0	376	376	1675	22.45 %
City of Flint, Precinct 3	135	135	11	0	4	0	0	153	153	913	16.76 %
City of Flint, Precinct 4	353	353	10	0	12	3	0	383	383	1923	19.92 %
City of Flint, Precinct 5	222	222	9	0	6	2	0	240	240	1503	15.97 %
City of Flint, Precinct 6	273	273	10	0	15	1	0	304	304	1509	20.15 %
City of Flint, Precinct 7	105	105	3	0	5	0	0	115	115	789	14.58 %
City of Flint, Precinct 8	347	347	14	0	9	0	0	372	372	1349	27.58 %
City of Flint, Precinct 9	176	176	7	0	15	2	0	200	200	852	23.47 %
City of Flint, Precinct 10	201	201	5	0	13	1	0	223	223	1338	16.67 %
City of Flint, Precinct 11	250	250	6	0	6	1	0	273	273	1259	21.68 %
City of Flint, Precinct 12	242	242	9	0	10	2	0	265	265	1026	25.83 %
City of Flint, Precinct 13	14	14	0	0	2	1	0	18	18	126	14.29 %
City of Flint, Precinct 14	249	249	10	0	18	0	0	278	278	1412	19.69 %
City of Flint, Precinct 15	103	103	5	0	1	2	0	111	111	686	16.18 %

Representative in Congress 5th District - Democratic Party - Vote for not more than 1

Precinct	[illegible]	[illegible]	[illegible]	[illegible]	[illegible]	[illegible]	[illegible]	Election Day Voting Ballots Cast	Total Ballots Cast	Registered Voters	Turnout Percentage
City of Flint, Precinct 16	282	282	10	0	11	2	0	310	310	1772	17.49 %
City of Flint, Precinct 17	144	144	5	0	2	1	0	154	154	1047	14.71 %
City of Flint, Precinct 18	96	96	1	0	4	0	0	104	104	666	15.62 %
City of Flint, Precinct 19	71	71	0	0	2	1	0	91	91	1043	8.72 %
City of Flint, Precinct 20	156	156	6	0	5	0	0	190	190	1163	16.34 %
City of Flint, Precinct 21	84	84	6	0	7	1	0	106	106	1200	8.83 %
City of Flint, Precinct 22	289	289	10	0	15	2	0	397	397	1900	20.89 %
City of Flint, Precinct 23	77	77	4	0	7	0	0	110	110	1276	8.62 %
City of Flint, Precinct 24	111	111	5	0	5	2	0	146	146	1253	11.65 %
City of Flint, Precinct 25	206	206	6	0	17	2	0	300	300	1805	16.62 %
City of Flint, Precinct 26	103	103	2	0	5	0	0	141	141	1168	12.07 %
City of Flint, Precinct 27	27	27	2	0	0	0	0	32	32	269	11.90 %
City of Flint, Precinct 28	246	246	7	0	18	0	0	279	279	1447	19.28 %
City of Flint, Precinct 29	406	406	15	0	12	0	0	444	444	1940	22.89 %
City of Flint, Precinct 30	11	11	1	0	1	0	0	21	21	239	8.79 %
City of Flint, Precinct 31	140	140	11	0	6	0	0	165	165	1507	10.95 %
City of Flint, Precinct 32	77	77	0	1	2	2	0	98	98	567	17.28 %
City of Flint, Precinct 33	30	30	1	0	0	0	0	37	37	353	10.48 %
City of Flint, Precinct 34	16	16	2	0	1	0	0	25	25	206	12.14 %
City of Flint, Precinct 35	45	45	0	0	0	1	0	49	49	295	16.61 %
City of Flint, Precinct 36	7	7	0	0	0	0	0	9	9	101	8.91 %

Representative in Congress 5th District - Democratic Party - Vote for not more than 1

Precinct	[illegible]	[illegible]	[illegible]	[illegible]	[illegible]	[illegible]	[illegible]	Election Day Voting Ballots Cast	Total Ballots Cast	Registered Voters	Turnout Percentage
City of Flint, Precinct 37	166	166	8	0	7	0	0	184	184	1080	17.04 %
City of Flint, Precinct 38	27	27	3	0	3	0	0	40	40	369	10.84 %
City of Flint, Precinct 39	228	228	10	0	11	2	0	254	254	1203	21.11 %
City of Flint, Precinct 40	552	552	18	0	10	1	0	593	593	1783	33.26 %
City of Flint, Precinct 41	202	202	6	0	10	0	0	227	227	1255	18.09 %
City of Flint, Precinct 42	298	298	26	0	11	4	0	383	383	1254	30.54 %
City of Flint, Precinct 43	49	49	3	0	2	1	0	63	63	502	12.55 %
City of Flint, Precinct 44	262	262	15	0	6	0	0	306	306	1428	21.43 %
City of Flint, Precinct 45	475	475	14	1	22	2	0	549	549	2289	23.98 %
City of Flint, Precinct 46	339	339	37	0	4	1	0	454	454	1225	37.06 %
City of Flint, Precinct 47	128	128	3	0	2	0	0	141	141	600	23.50 %
City of Flint, Precinct 48	404	404	19	0	6	1	0	462	462	1253	36.87 %
City of Flint, Precinct 49	639	639	29	0	30	1	0	710	710	2095	33.89 %
City of Flint, Precinct 50	406	406	15	0	5	2	0	432	432	1799	24.01 %
City of Flint, Precinct 51	328	328	22	1	5	1	0	466	466	1394	33.43 %
City of Flint, Precinct 52	209	209	11	0	12	1	0	283	283	1721	16.44 %
City of Flint, Precinct 53	183	183	8	0	7	0	0	251	251	1535	16.35 %
City of Flint, Precinct 54	87	87	2	0	3	1	0	112	112	539	20.78 %
City of Flint, Precinct 55	172	172	7	0	15	0	0	245	245	1708	14.34 %
City of Flint, Precinct 56	584	584	11	1	13	0	0	657	657	2057	31.94 %
City of Flint, Precinct 57	306	306	15	0	14	2	0	404	404	2094	19.29 %

Representative in Congress 5th District - Democratic Party - Vote for not more than 1

Precinct	[illegible]	[illegible]	[illegible]	[illegible]	[illegible]	[illegible]	Unresolved write-in votes	Election Day Voting Ballots Cast	Total Ballots Cast	Registered Voters	Turnout Percentage
City of Flint, Precinct 58	190	190	10	0	45	0	0	294	294	1903	15.45 %
City of Flint, Precinct 59	100	100	4	0	12	0	0	136	136	1071	12.70 %
City of Flint, Precinct 60	418	418	17	0	18	1	0	501	501	1964	25.51 %
City of Flint, Precinct 61	54	54	1	0	2	0	0	62	62	1465	4.23 %
Flint Township, Precinct 1	657	657	55	0	10	1	0	839	839	1821	46.07 %
Flint Township, Precinct 2	391	391	24	0	12	0	0	492	492	1401	35.12 %
Flint Township, Precinct 3	410	410	45	0	18	1	0	677	677	2143	31.59 %
Flint Township, Precinct 4	668	668	32	0	28	2	0	837	837	2256	37.10 %
Flint Township, Precinct 5	575	575	34	0	27	1	0	787	787	2023	38.90 %
Flint Township, Precinct 6	386	386	31	0	20	1	0	554	554	2859	19.38 %
Flint Township, Precinct 7	508	508	16	0	21	0	0	561	561	1848	30.36 %
Flint Township, Precinct 8	20	20	0	0	1	0	0	30	30	169	17.75 %
Flint Township, Precinct 9	265	265	11	0	17	0	0	332	332	2576	12.89 %
Flint Township, Precinct 10	255	255	19	0	8	0	0	347	347	1066	32.55 %
Flint Township, Precinct 11	254	254	14	0	18	1	0	343	343	1093	31.38 %
Flint Township, Precinct 12	251	251	22	0	12	2	0	400	400	1520	26.32 %
Flint Township, Precinct 13	234	234	25	0	7	1	0	357	357	997	35.81 %
Flint Township, Precinct 14	330	330	21	1	12	0	0	485	485	1828	26.53 %
Flint Township, Precinct 15	304	304	24	0	21	2	0	470	470	1604	29.30 %
City of Flushing, Precinct 1	259	259	32	0	4	2	0	419	419	1093	38.33 %
City of Flushing, Precinct 2	281	281	33	0	10	1	0	473	473	1106	42.77 %

Representative in Congress 5th District - Democratic Party - Vote for not more than 1

Precinct	[illegible]	[illegible]	[illegible]	[illegible]	[illegible]	[illegible]	[illegible]	Election Day Voting Ballots Cast	Total Ballots Cast	Registered Voters	Turnout Percentage
City of Flushing, Precinct 3	376	376	30	0	16	1	0	612	612	1414	43.28 %
City of Flushing, Precinct 4	333	333	41	0	13	0	0	595	595	1454	40.92 %
City of Flushing, Precinct 5	339	339	29	0	15	1	0	578	578	1594	36.26 %
Flushing Township, Precinct 1	289	289	15	0	26	0	0	563	563	1976	28.49 %
Flushing Township, Precinct 2	285	285	26	0	30	0	0	572	572	1666	34.33 %
Flushing Township, Precinct 3	491	491	47	0	49	3	0	944	944	2489	37.93 %
Flushing Township, Precinct 4	416	416	33	0	27	1	0	742	742	2016	36.81 %
Flushing Township, Precinct 5	78	78	11	0	11	1	0	194	194	609	31.86 %
Forest Township, Precinct 1	151	151	15	0	5	2	0	307	307	960	31.98 %
Forest Township, Precinct 2	279	279	21	0	11	1	0	541	541	1317	41.08 %
Forest Township, Precinct 3	212	212	20	0	9	0	0	400	400	1251	31.97 %
Gaines Township, Precinct 1	293	293	28	0	21	1	0	605	605	1564	38.68 %
Gaines Township, Precinct 2	192	192	18	0	9	0	0	362	362	1132	31.98 %
Gaines Township, Precinct 3	135	135	18	0	11	0	0	306	306	841	36.39 %
Gaines Township, Precinct 4	271	271	32	0	19	0	0	566	566	1735	32.62 %
Genesee Township, Precinct 1	201	201	10	0	7	0	0	319	319	1418	22.50 %
Genesee Township, Precinct 2	261	261	6	0	3	0	0	288	288	1542	18.68 %
Genesee Township, Precinct 3	236	236	10	0	14	2	0	377	377	1449	26.02 %
Genesee Township, Precinct 4	397	397	42	0	11	1	0	642	642	1959	32.77 %
Genesee Township, Precinct 5	205	205	20	0	15	1	0	348	348	1217	28.59 %
Genesee Township, Precinct 6	306	306	19	0	12	1	0	465	465	2341	19.86 %

Representative in Congress 5th District - Democratic Party - Vote for not more than 1

Precinct	Daniel T. Kildee	[illegible]	[illegible]	[illegible]	[illegible]	[illegible]	[illegible]	Election Day Voting Ballots Cast	Total Ballots Cast	Registered Voters	Turnout Percentage
Genesee Township, Precinct 7	293	293	27	0	7	2	0	521	521	1649	31.59 %
Genesee Township, Precinct 8	464	464	30	1	20	0	0	756	756	2420	31.24 %
Genesee Township, Precinct 9	377	377	22	0	23	3	0	560	560	2022	27.70 %
City of Grand Blanc, Precinct 1	277	277	40	0	6	1	0	510	510	1189	42.89 %
City of Grand Blanc, Precinct 2	311	311	11	0	14	1	0	499	499	1349	36.99 %
City of Grand Blanc, Precinct 3	359	359	12	0	8	0	0	599	599	1522	39.36 %
City of Grand Blanc, Precinct 4	393	393	24	0	20	0	0	636	636	2059	30.89 %
Grand Blanc Township, Precinct 1	485	485	29	0	49	2	0	836	836	2296	36.41 %
Grand Blanc Township, Precinct 2	204	204	8	0	17	0	0	369	369	1306	28.25 %
Grand Blanc Township, Precinct 3	216	216	15	0	36	0	0	459	459	1466	31.31 %
Grand Blanc Township, Precinct 4	355	355	23	0	27	0	0	626	626	1961	31.92 %
Grand Blanc Township, Precinct 5	234	234	13	0	18	0	0	464	464	2489	18.64 %
Grand Blanc Township, Precinct 6	378	378	24	0	31	0	0	730	730	2768	26.37 %
Grand Blanc Township, Precinct 7	369	369	15	0	19	0	0	514	514	1197	42.94 %
Grand Blanc Township, Precinct 8	432	432	31	0	39	0	0	947	947	2189	43.26 %
Grand Blanc Township, Precinct 9	442	442	24	0	37	3	0	771	771	1830	42.13 %
Grand Blanc Township, Precinct 10	303	303	24	0	31	0	0	767	767	1297	59.14 %

Representative in Congress 5th District - Democratic Party - Vote for not more than 1

Precinct	[illegible]	[illegible]	[illegible]	[illegible]	Invalid Votes	[illegible]	[illegible]	Election Day Voting Ballots Cast	Total Ballots Cast	Registered Voters	Turnout Percentage
Grand Blanc Township, Precinct 11	214	214	6	0	18	1	0	344	344	1477	23.29 %
Grand Blanc Township, Precinct 12	219	219	9	0	16	1	0	342	342	1513	22.60 %
Grand Blanc Township, Precinct 13	272	272	12	0	24	1	0	516	516	1436	35.93 %
Grand Blanc Township, Precinct 14	420	420	26	0	26	0	0	779	779	2136	36.47 %
Grand Blanc Township, Precinct 15	332	332	25	0	26	1	0	748	748	1696	44.10 %
Grand Blanc Township, Precinct 16	241	241	10	0	14	1	0	338	338	1458	23.18 %
Grand Blanc Township, Precinct 17	361	361	25	0	45	0	0	743	743	2098	35.41 %
City of Linden, Precinct 1	232	232	10	0	23	0	0	510	510	1258	40.54 %
City of Linden, Precinct 2	250	250	16	0	27	2	0	601	601	1740	34.54 %
City of Montrose, Precinct 1	178	178	14	0	10	0	0	310	310	1303	23.79 %
Montrose Township, Precinct 1	161	161	29	0	0	1	0	288	288	1180	24.41 %
Montrose Township, Precinct 2	144	144	7	0	2	0	0	264	264	1062	24.86 %
Montrose Township, Precinct 3	186	186	18	0	5	0	0	340	340	1301	26.13 %
Montrose Township, Precinct 4	191	191	24	0	2	0	0	358	358	1235	28.99 %
City of Mt. Morris, Precinct 1	111	111	8	0	3	0	0	167	167	932	17.92 %
City of Mt. Morris, Precinct 2	183	183	9	0	7	0	0	265	265	1441	18.39 %
Mt. Morris Township, Precinct 1	139	139	13	0	16	1	0	216	216	993	21.75 %

Representative in Congress 5th District - Democratic Party - Vote for not more than 1

Precinct	[illegible]	[illegible]	[illegible]	[illegible]	Invalid Votes	Rejected write-in votes	Unresolved write-in votes	Election Day Voting Ballots Cast	Total Ballots Cast	Registered Voters	Turnout Percentage
Mt. Morris Township, Precinct 2	264	264	36	0	8	0	0	462	462	1423	32.47 %
Mt. Morris Township, Precinct 3	229	229	23	0	7	0	0	333	333	1519	21.92 %
Mt. Morris Township, Precinct 4	400	400	41	0	10	1	0	604	604	1972	30.63 %
Mt. Morris Township, Precinct 5	267	267	22	0	5	0	0	346	346	1187	29.15 %
Mt. Morris Township, Precinct 6	252	252	20	0	15	0	0	335	335	2075	16.14 %
Mt. Morris Township, Precinct 7	465	465	24	0	4	1	0	506	506	1475	34.31 %
Mt. Morris Township, Precinct 8	242	242	7	0	6	0	0	266	266	1261	21.09 %
Mt. Morris Township, Precinct 9	288	288	7	0	12	0	0	340	340	2251	15.10 %
Mt. Morris Township, Precinct 10	224	224	3	1	7	3	0	252	252	1216	20.72 %
Mt. Morris Township, Precinct 11	304	304	8	0	7	0	0	328	328	1367	23.99 %
Mundy Township, Precinct 1	469	469	39	0	19	0	0	742	742	2142	34.64 %
Mundy Township, Precinct 2	249	249	26	0	18	0	0	435	435	1372	31.71 %
Mundy Township, Precinct 3	300	300	33	0	20	1	0	537	537	1320	40.68 %
Mundy Township, Precinct 4	281	281	22	0	16	1	0	494	494	1262	39.14 %
Mundy Township, Precinct 5	150	150	19	1	7	0	0	289	289	742	38.95 %
Mundy Township, Precinct 6	307	307	17	0	22	1	0	506	506	1532	33.03 %
Mundy Township, Precinct 7	268	268	18	0	13	2	0	465	465	1398	33.26 %

Representative in Congress 5th District - Democratic Party - Vote for not more than 1

Precinct	Daniel T. Kildee	[illegible]	[illegible]	[illegible]	[illegible]	[illegible]	[illegible]	Election Day Voting Ballots Cast	Total Ballots Cast	Registered Voters	Turnout Percentage
Mundy Township, Precinct 8	217	217	21	0	20	0	0	402	402	1213	33.14 %
Mundy Township, Precinct 9	135	135	8	0	13	0	0	311	311	958	32.46 %
Richfield Township, Precinct 1	389	389	35	0	8	0	0	655	655	2017	32.47 %
Richfield Township, Precinct 2	556	556	39	0	26	1	0	978	978	2522	38.78 %
Richfield Township, Precinct 3	356	356	43	0	16	2	0	723	723	2149	33.64 %
City of Swartz Creek, Precinct 1	230	230	22	0	5	0	0	402	402	1136	35.39 %
City of Swartz Creek, Precinct 2	217	217	6	0	7	0	0	340	340	1134	29.98 %
City of Swartz Creek, Precinct 3	169	169	8	0	6	0	0	256	256	1094	23.40 %
City of Swartz Creek, Precinct 4	352	352	27	1	15	1	0	585	585	1235	47.37 %
Thetford Township, Precinct 1	203	203	26	0	25	2	0	418	418	1756	23.80 %
Thetford Township, Precinct 2	153	153	33	0	2	0	0	294	294	781	37.64 %
Thetford Township, Precinct 3	222	222	41	0	14	3	0	460	460	1367	33.65 %
Thetford Township, Precinct 4	242	242	34	0	22	1	0	506	506	1633	30.99 %
Vienna Township, Precinct 1	455	455	25	0	16	0	0	801	801	2182	36.71 %
Vienna Township, Precinct 2	338	338	34	0	19	2	0	610	610	2079	29.34 %
Vienna Township, Precinct 3	424	424	33	0	13	2	0	745	745	2636	28.26 %
Vienna Township, Precinct 4	359	359	40	0	14	0	0	631	631	2097	30.09 %
Vienna Township, Precinct 5	264	264	39	0	18	1	0	506	506	1372	36.88 %
Totals	**58084**	**58084**	**4008**	**10**	**3227**	**169**	**0**	**95643**	**95643**	**325959**	**29.34 %**

Representative in State Legislature 34th District - Democratic Party - Vote for not more than 1

Precinct	DelTonya Burns	Cynthia R. Neeley	Claudia Perkins-Milton	Diana A. Phillips	Arthur Woodson	Cast Votes	Undervotes	Overvotes	[illegible]	[illegible]	[illegible]	Election Day Voting Ballots Cast	Total Ballots Cast	Registered Voters	Turnout Percentage
City of Flint, Precinct 1	24	273	57	6	50	410	4	1	15	0	0	434	434	1771	24.51 %
City of Flint, Precinct 2	12	257	45	5	31	350	6	4	10	1	0	376	376	1675	22.45 %
City of Flint, Precinct 3	9	92	28	1	13	143	3	0	4	0	0	153	153	913	16.76 %
City of Flint, Precinct 4	15	246	37	7	52	357	7	1	13	1	0	383	383	1923	19.92 %
City of Flint, Precinct 5	11	151	46	2	22	232	0	1	6	0	0	240	240	1503	15.97 %
City of Flint, Precinct 6	18	195	33	1	30	277	4	2	15	1	0	304	304	1509	20.15 %
City of Flint, Precinct 7	4	76	5	1	16	102	4	2	5	0	0	115	115	789	14.58 %
City of Flint, Precinct 8	12	241	60	3	35	351	10	0	11	0	0	372	372	1349	27.58 %
City of Flint, Precinct 9	8	124	20	0	29	181	3	0	14	1	0	200	200	852	23.47 %
City of Flint, Precinct 10	11	143	15	9	26	204	3	0	13	0	0	223	223	1338	16.67 %
City of Flint, Precinct 11	9	158	36	3	46	252	4	0	6	1	0	273	273	1259	21.68 %
City of Flint, Precinct 12	12	163	35	5	34	249	2	2	9	0	0	265	265	1026	25.83 %
City of Flint, Precinct 13	0	7	6	1	1	15	0	0	2	0	0	18	18	126	14.29 %
City of Flint, Precinct 14	11	178	34	5	31	259	0	0	17	0	0	278	278	1412	19.69 %
City of Flint, Precinct 15	4	74	6	0	23	107	3	0	1	0	0	111	111	686	16.18 %
City of Flint, Precinct 16	23	183	36	8	36	286	6	1	10	1	0	310	310	1772	17.49 %
City of Flint, Precinct 17	5	103	20	2	14	144	4	2	2	0	0	154	154	1047	14.71 %
City of Flint, Precinct 18	4	66	20	0	7	97	0	0	5	0	0	104	104	666	15.62 %
City of Flint, Precinct 19	2	45	1	10	10	68	2	2	2	0	0	91	91	1043	8.72 %
City of Flint, Precinct 20	6	111	12	11	20	160	2	0	5	0	0	190	190	1163	16.34 %
City of Flint, Precinct 21	1	56	15	4	11	87	2	2	8	0	0	106	106	1200	8.83 %

Representative in State Legislature 34th District - Democratic Party - Vote for not more than 1

Precinct	DelTonya Burns	Cynthia R. Neeley	Claudia Perkins-Milton	Diana A. Phillips	Arthur Woodson	Cast Votes	Undervotes	[illegible]	[illegible]	[illegible]	[illegible]	Election Day Voting Ballots Cast	Total Ballots Cast	Registered Voters	Turnout Percentage
City of Flint, Precinct 22	6	213	23	29	16	287	8	5	16	1	0	397	397	1900	20.89 %
City of Flint, Precinct 23	2	56	5	6	9	78	2	1	7	0	0	110	110	1276	8.62 %
City of Flint, Precinct 24	3	78	6	8	20	115	2	1	6	0	0	146	146	1253	11.65 %
City of Flint, Precinct 25	5	131	12	26	28	202	10	1	15	1	0	300	300	1805	16.62 %
City of Flint, Precinct 26	6	71	3	9	14	103	0	2	5	0	0	141	141	1168	12.07 %
City of Flint, Precinct 28	9	178	15	6	40	248	1	2	21	2	0	279	279	1447	19.28 %
City of Flint, Precinct 29	13	272	56	11	64	416	3	2	13	0	0	444	444	1940	22.89 %
City of Flint, Precinct 30	0	9	0	2	1	12	0	0	1	0	0	21	21	239	8.79 %
City of Flint, Precinct 31	8	78	20	15	26	147	4	0	6	0	0	165	165	1507	10.95 %
City of Flint, Precinct 35	4	18	6	7	8	43	3	0	0	0	0	49	49	295	16.61 %
City of Flint, Precinct 36	0	2	4	0	0	6	0	1	0	0	0	9	9	101	8.91 %
City of Flint, Precinct 37	6	126	16	2	20	170	3	0	9	1	0	184	184	1080	17.04 %
City of Flint, Precinct 39	14	173	17	5	26	235	4	1	12	0	0	254	254	1203	21.11 %
City of Flint, Precinct 40	45	353	57	12	96	563	7	1	11	0	0	593	593	1783	33.26 %
City of Flint, Precinct 41	19	118	29	4	35	205	2	0	11	1	0	227	227	1255	18.09 %
City of Flint, Precinct 42	10	229	20	17	44	320	6	0	12	2	0	383	383	1254	30.54 %
City of Flint, Precinct 44	12	171	34	19	32	268	6	3	9	0	0	306	306	1428	21.43 %
City of Flint, Precinct 47	2	88	8	15	15	128	3	0	2	0	0	141	141	600	23.50 %
City of Flint, Precinct 48	11	279	28	37	48	403	20	1	7	0	0	462	462	1253	36.87 %
City of Flint, Precinct 49	69	431	86	10	62	658	7	4	33	0	0	710	710	2095	33.89 %
City of Flint, Precinct 50	18	276	67	3	52	416	2	4	7	1	0	432	432	1799	24.01 %

Representative in State Legislature 34th District - Democratic Party - Vote for not more than 1

Precinct	DelTonya Burns	Cynthia R. Neeley	Claudia Perkins-Milton	Diana A. Phillips	Arthur Woodson	Cast Votes	Undervotes	Overvotes	Invalid Votes	[illegible]	[illegible]	Election Day Voting Ballots Cast	Total Ballots Cast	Registered Voters	Turnout Percentage
City of Flint, Precinct 52	2	143	23	22	18	208	11	0	13	2	0	283	283	1721	16.44 %
City of Flint, Precinct 53	6	124	10	27	13	180	10	1	7	0	0	251	251	1535	16.35 %
City of Flint, Precinct 57	11	204	16	25	50	306	14	2	15	1	0	404	404	2094	19.29 %
City of Flint, Precinct 58	6	131	7	24	25	193	6	1	45	0	0	294	294	1903	15.45 %
City of Flint, Precinct 59	2	66	10	6	14	98	6	0	10	0	0	136	136	1071	12.70 %
City of Flint, Precinct 60	21	282	51	21	46	421	13	2	21	0	0	501	501	1964	25.51 %
City of Flint, Precinct 61	3	39	6	2	1	51	3	1	2	0	0	62	62	1465	4.23 %
Totals	**514**	**7281**	**1202**	**454**	**1360**	**10811**	**225**	**56**	**489**	**18**	**0**	**12384**	**12384**	**63456**	**19.52 %**

Representative in State Legislature 48th District - Democratic Party - Vote for not more than 1

Precinct	[illegible]	[illegible]	[illegible]	[illegible]	[illegible]	[illegible]	Rejected write-in votes	Unresolved write-in votes	Election Day Voting Ballots Cast	Total Ballots Cast	Registered Voters	Turnout Percentage
City of Clio, Precinct 1	262	18	280	26	0	13	1	0	500	500	1947	25.68 %
City of Davison, Precinct 1	146	16	162	12	0	9	0	0	282	282	995	28.34 %
City of Davison, Precinct 2	160	12	172	5	0	4	0	0	278	278	1028	27.04 %
City of Davison, Precinct 3	218	13	231	9	1	12	0	0	405	405	1200	33.75 %
City of Davison, Precinct 4	171	19	190	13	1	11	1	0	336	336	990	33.94 %
Davison Township, Precinct 1	291	24	315	28	0	20	0	0	666	666	1907	34.92 %
Davison Township, Precinct 2	381	20	401	12	1	33	0	0	766	766	1773	43.20 %
Davison Township, Precinct 3	229	15	244	27	1	16	0	0	549	549	1429	38.42 %
Davison Township, Precinct 4	411	36	447	23	1	24	0	0	787	787	1839	42.79 %
Davison Township, Precinct 5	184	36	220	16	1	15	0	0	410	410	1950	21.03 %
Davison Township, Precinct 6	284	31	315	16	1	26	0	0	518	518	2286	22.66 %
Davison Township, Precinct 7	181	29	210	24	0	19	0	0	497	497	1476	33.67 %
Davison Township, Precinct 8	189	12	201	16	2	9	0	0	462	462	1010	45.74 %
Davison Township, Precinct 9	274	29	303	13	1	28	0	0	552	552	1615	34.18 %
Forest Township, Precinct 1	139	13	152	16	0	4	0	0	307	307	960	31.98 %
Forest Township, Precinct 2	270	19	289	12	0	9	0	0	541	541	1317	41.08 %
Forest Township, Precinct 3	202	14	216	16	0	6	0	0	400	400	1251	31.97 %
Genesee Township, Precinct 1	171	26	197	13	1	9	0	0	319	319	1418	22.50 %
Genesee Township, Precinct 2	208	42	250	16	1	3	0	0	288	288	1542	18.68 %
Genesee Township, Precinct 3	207	24	231	14	3	12	0	0	377	377	1449	26.02 %
Genesee Township, Precinct 4	363	29	392	47	0	11	1	0	642	642	1959	32.77 %

Representative in State Legislature 48th District - Democratic Party - Vote for not more than 1

Precinct	[illegible]	[illegible]	[illegible]	[illegible]	[illegible]	[illegible]	Rejected write-in votes	Unresolved write-in votes	Election Day Voting Ballots Cast	Total Ballots Cast	Registered Voters	Turnout Percentage
Genesee Township, Precinct 5	183	16	199	27	0	15	0	0	348	348	1217	28.59 %
Genesee Township, Precinct 6	276	24	300	25	0	10	1	0	465	465	2341	19.86 %
Genesee Township, Precinct 7	268	23	291	28	1	4	2	0	521	521	1649	31.59 %
Genesee Township, Precinct 8	406	47	453	40	2	20	0	0	756	756	2420	31.24 %
Genesee Township, Precinct 9	323	44	367	33	2	20	0	0	560	560	2022	27.70 %
City of Montrose, Precinct 1	159	18	177	15	0	8	0	0	310	310	1303	23.79 %
Montrose Township, Precinct 1	150	16	166	25	0	0	0	0	288	288	1180	24.41 %
Montrose Township, Precinct 2	124	17	141	10	0	2	0	0	264	264	1062	24.86 %
Montrose Township, Precinct 3	160	20	180	23	1	5	0	0	340	340	1301	26.13 %
Montrose Township, Precinct 4	181	8	189	26	0	2	0	0	358	358	1235	28.99 %
Richfield Township, Precinct 1	354	43	397	23	2	12	2	0	655	655	2017	32.47 %
Richfield Township, Precinct 2	509	39	548	48	0	25	0	0	978	978	2522	38.78 %
Richfield Township, Precinct 3	333	40	373	25	2	16	1	0	723	723	2149	33.64 %
Thetford Township, Precinct 1	177	21	198	31	2	20	0	0	418	418	1756	23.80 %
Thetford Township, Precinct 2	143	19	162	24	0	1	0	0	294	294	781	37.64 %
Thetford Township, Precinct 3	209	15	224	42	0	17	0	0	460	460	1367	33.65 %
Thetford Township, Precinct 4	221	28	249	25	2	21	1	0	506	506	1633	30.99 %
Vienna Township, Precinct 1	421	25	446	33	0	17	1	0	801	801	2182	36.71 %
Vienna Township, Precinct 2	317	26	343	28	2	16	1	0	610	610	2079	29.34 %
Vienna Township, Precinct 3	400	32	432	26	0	14	1	0	745	745	2636	28.26 %
Vienna Township, Precinct 4	320	36	356	43	0	12	0	0	631	631	2097	30.09 %

Representative in State Legislature 48th District - Democratic Party - Vote for not more than 1

Precinct	Sheryl Y. Kennedy	Andalib Odulate	Cast Votes	[illegible]	[illegible]	[illegible]	[illegible]	[illegible]	Election Day Voting Ballots Cast	Total Ballots Cast	Registered Voters	Turnout Percentage
Vienna Township, Precinct 5	249	16	265	38	1	17	0	0	506	506	1372	36.88 %
Totals	**10824**	**1050**	**11874**	**1012**	**32**	**567**	**13**	**0**	**21419**	**21419**	**69662**	**30.75 %**

Representative in State Legislature 49th District - Democratic Party - Vote for not more than 1

Precinct	John G. Clark	Cory Vasut	Democratic	Democratic	Total Votes	Election Day Voting Ballots Cast	Total Ballots Cast	Registered Voters	Turnout Percentage
City of Flint, Precinct 27	26	26	3	0	0	0	0	32	32	269	11.90 %
City of Flint, Precinct 32	78	78	2	0	1	0	0	98	98	567	17.28 %
City of Flint, Precinct 33	28	28	3	0	0	0	0	37	37	353	10.48 %
City of Flint, Precinct 34	15	15	3	0	1	0	0	25	25	206	12.14 %
City of Flint, Precinct 38	27	27	3	0	2	0	0	40	40	369	10.84 %
City of Flint, Precinct 43	44	44	7	0	2	2	0	63	63	502	12.55 %
City of Flint, Precinct 45	459	459	27	1	20	5	0	549	549	2289	23.98 %
City of Flint, Precinct 46	338	338	38	0	3	1	0	454	454	1225	37.06 %
City of Flint, Precinct 51	324	324	28	0	4	0	0	466	466	1394	33.43 %
City of Flint, Precinct 54	81	81	7	0	3	2	0	112	112	539	20.78 %
City of Flint, Precinct 55	165	165	14	0	15	0	0	245	245	1708	14.34 %
City of Flint, Precinct 56	562	562	32	0	13	2	0	657	657	2057	31.94 %
Flint Township, Precinct 1	640	640	71	0	9	2	0	839	839	1821	46.07 %
Flint Township, Precinct 2	383	383	32	0	12	0	0	492	492	1401	35.12 %
Flint Township, Precinct 3	407	407	48	0	17	1	0	677	677	2143	31.59 %
Flint Township, Precinct 4	652	652	48	0	32	2	0	837	837	2256	37.10 %
Flint Township, Precinct 5	556	556	54	0	26	0	0	787	787	2023	38.90 %
Flint Township, Precinct 6	380	380	37	0	16	1	0	554	554	2859	19.38 %
Flint Township, Precinct 7	494	494	29	0	20	1	0	561	561	1848	30.36 %
Flint Township, Precinct 8	20	20	0	0	0	0	0	30	30	169	17.75 %
Flint Township, Precinct 9	261	261	14	0	18	1	0	332	332	2576	12.89 %

Representative in State Legislature 49th District - Democratic Party - Vote for not more than 1

Precinct	John D. Cherry	[illegible]	[illegible]	[illegible]	[illegible]	[illegible]	[illegible]	Election Day Voting Ballots Cast	Total Ballots Cast	Registered Voters	Turnout Percentage
Flint Township, Precinct 10	251	251	23	0	7	0	0	347	347	1066	32.55 %
Flint Township, Precinct 11	251	251	15	0	16	3	0	343	343	1093	31.38 %
Flint Township, Precinct 12	246	246	27	0	14	2	0	400	400	1520	26.32 %
Flint Township, Precinct 13	233	233	27	0	7	0	0	357	357	997	35.81 %
Flint Township, Precinct 14	324	324	26	1	9	1	0	485	485	1828	26.53 %
Flint Township, Precinct 15	296	296	33	0	14	1	0	470	470	1604	29.30 %
City of Flushing, Precinct 1	243	243	49	0	3	1	0	419	419	1093	38.33 %
City of Flushing, Precinct 2	273	273	42	0	10	0	0	473	473	1106	42.77 %
City of Flushing, Precinct 3	365	365	41	0	12	1	0	612	612	1414	43.28 %
City of Flushing, Precinct 4	323	323	51	0	11	0	0	595	595	1454	40.92 %
City of Flushing, Precinct 5	330	330	38	0	17	1	0	578	578	1594	36.26 %
City of Mt. Morris, Precinct 1	110	110	9	0	3	0	0	167	167	932	17.92 %
City of Mt. Morris, Precinct 2	179	179	13	0	6	0	0	265	265	1441	18.39 %
Mt. Morris Township, Precinct 1	138	138	15	0	16	0	0	216	216	993	21.75 %
Mt. Morris Township, Precinct 2	254	254	46	0	11	0	0	462	462	1423	32.47 %
Mt. Morris Township, Precinct 3	229	229	23	0	8	0	0	333	333	1519	21.92 %
Mt. Morris Township, Precinct 4	391	391	50	0	9	1	0	604	604	1972	30.63 %
Mt. Morris Township, Precinct 5	263	263	26	0	6	0	0	346	346	1187	29.15 %

Representative in State Legislature 49th District - Democratic Party - Vote for not more than 1

Precinct	John G. Clark	Cast Votes	Undervotes	Overvotes	Write-In Votes	Registered Write-In Votes	Unregistered Write-In Votes	Election Day Voting Ballots Cast	Total Ballots Cast	Registered Voters	Turnout Percentage
Mt. Morris Township, Precinct 6	249	249	22	0	12	1	0	335	335	2075	16.14 %
Mt. Morris Township, Precinct 7	450	450	40	0	3	0	0	506	506	1475	34.31 %
Mt. Morris Township, Precinct 8	232	232	17	0	5	0	0	266	266	1261	21.09 %
Mt. Morris Township, Precinct 9	283	283	11	0	13	1	0	340	340	2251	15.10 %
Mt. Morris Township, Precinct 10	221	221	8	0	7	2	0	252	252	1216	20.72 %
Mt. Morris Township, Precinct 11	294	294	15	0	7	3	0	328	328	1367	23.99 %
City of Swartz Creek, Precinct 1	229	229	23	0	7	0	0	402	402	1136	35.39 %
City of Swartz Creek, Precinct 2	213	213	10	0	7	0	0	340	340	1134	29.98 %
City of Swartz Creek, Precinct 3	167	167	10	0	8	0	0	256	256	1094	23.40 %
City of Swartz Creek, Precinct 4	344	344	35	1	11	1	0	585	585	1235	47.37 %
Totals	**13321**	**13321**	**1245**	**3**	**473**	**39**	**0**	**18969**	**18969**	**67054**	**28.29 %**

Representative in State Legislature 50th District - Democratic Party - Vote for not more than 1

Precinct	Raymond Freiberger	[illegible]	[illegible]	[illegible]	[illegible]	Invalid Votes	Rejected write-in votes	Unresolved write-in votes	Election Day Voting Ballots Cast	Total Ballots Cast	Registered Voters	Turnout Percentage
City of Burton, Precinct 1	108	240	348	38	3	12	1	0	568	568	2061	27.56 %
City of Burton, Precinct 2	30	217	247	19	2	10	2	0	415	415	2035	20.39 %
City of Burton, Precinct 3	87	324	411	31	0	24	1	0	711	711	2570	27.67 %
City of Burton, Precinct 4	58	176	234	16	2	13	0	0	389	389	2503	15.54 %
City of Burton, Precinct 5	76	197	273	25	0	10	0	0	434	434	1629	26.64 %
City of Burton, Precinct 6	58	129	187	12	0	6	1	0	260	260	1852	14.04 %
City of Burton, Precinct 7	79	238	317	28	1	11	0	0	482	482	2131	22.62 %
City of Burton, Precinct 8	59	379	438	48	0	21	3	0	798	798	1849	43.16 %
City of Burton, Precinct 9	37	142	179	15	0	5	0	0	310	310	961	32.26 %
City of Burton, Precinct 10	87	391	478	37	1	27	0	0	795	795	2640	30.11 %
City of Burton, Precinct 11	56	232	288	23	0	8	1	0	489	489	1533	31.90 %
City of Burton, Precinct 12	61	223	284	29	1	12	1	0	509	509	1614	31.54 %
City of Grand Blanc, Precinct 1	60	214	274	43	0	6	1	0	510	510	1189	42.89 %
City of Grand Blanc, Precinct 2	60	222	282	40	1	10	0	0	499	499	1349	36.99 %
City of Grand Blanc, Precinct 3	57	277	334	37	0	10	0	0	599	599	1522	39.36 %
City of Grand Blanc, Precinct 4	53	324	377	39	1	16	0	0	636	636	2059	30.89 %
Grand Blanc Township, Precinct 1	114	349	463	52	1	46	0	0	836	836	2296	36.41 %
Grand Blanc Township, Precinct 2	52	144	196	16	0	14	0	0	369	369	1306	28.25 %
Grand Blanc Township, Precinct 3	60	151	211	20	0	33	0	0	459	459	1466	31.31 %

Representative in State Legislature 50th District - Democratic Party - Vote for not more than 1

Precinct	Rejected write-in votes	Election Day Voting Ballots Cast	Total Ballots Cast	Registered Voters	Turnout Percentage
Grand Blanc Township, Precinct 4	0	626	626	1961	31.92 %
Grand Blanc Township, Precinct 5	0	464	464	2489	18.64 %
Grand Blanc Township, Precinct 6	0	730	730	2768	26.37 %
Grand Blanc Township, Precinct 7	0	514	514	1197	42.94 %
Grand Blanc Township, Precinct 8	0	947	947	2189	43.26 %
Grand Blanc Township, Precinct 9	0	771	771	1830	42.13 %
Grand Blanc Township, Precinct 10	0	767	767	1297	59.14 %
Grand Blanc Township, Precinct 11	0	344	344	1477	23.29 %
Grand Blanc Township, Precinct 12	0	342	342	1513	22.60 %
Grand Blanc Township, Precinct 13	0	516	516	1436	35.93 %
Grand Blanc Township, Precinct 14	0	779	779	2136	36.47 %
Grand Blanc Township, Precinct 15	1	748	748	1696	44.10 %
Grand Blanc Township, Precinct 16	0	338	338	1458	23.18 %
Grand Blanc Township, Precinct 17	4	743	743	2098	35.41 %
Mundy Township, Precinct 1	0	742	742	2142	34.64 %

Representative in State Legislature 50th District - Democratic Party - Vote for not more than 1

Precinct	Raymond Freiberger	Tim Sheller	Cast Votes	Undervotes	Overvotes	Invalid Votes	Rejected write-in votes	Unresolved write-in votes	Election Day Voting Ballots Cast	Total Ballots Cast	Registered Voters	Turnout Percentage
Mundy Township, Precinct 2	61	172	233	41	0	15	1	0	435	435	1372	31.71 %
Mundy Township, Precinct 3	49	235	284	49	1	19	0	0	537	537	1320	40.68 %
Mundy Township, Precinct 4	65	189	254	48	1	10	1	0	494	494	1262	39.14 %
Mundy Township, Precinct 5	39	106	145	25	0	6	0	0	289	289	742	38.95 %
Mundy Township, Precinct 6	76	217	293	32	0	20	0	0	506	506	1532	33.03 %
Mundy Township, Precinct 7	40	215	255	30	0	11	3	0	465	465	1398	33.26 %
Mundy Township, Precinct 8	55	152	207	30	1	14	0	0	402	402	1213	33.14 %
Mundy Township, Precinct 9	32	95	127	16	0	13	0	0	311	311	958	32.46 %
Totals	**2612**	**9741**	**12353**	**1443**	**28**	**740**	**21**	**0**	**22878**	**22878**	**72049**	**31.75 %**

Representative in State Legislature 51st District - Democratic Party - Vote for not more than 1

Precinct	[redacted]	[redacted]	[redacted]	[redacted]	[redacted]	[redacted]	Rejected write-in votes	Unresolved write-in votes	Election Day Voting Ballots Cast	Total Ballots Cast	Registered Voters	Turnout Percentage
Argentine Township, Precinct 1	159	101	260	61	0	25	0	0	760	760	2202	34.51 %
Argentine Township, Precinct 2	144	134	278	55	0	30	1	0	731	731	2339	31.25 %
Argentine Township, Precinct 3	36	29	65	16	0	15	0	0	207	207	672	30.80 %
Atlas Township, Precinct 1	100	96	196	56	1	25	1	0	778	778	1847	42.12 %
Atlas Township, Precinct 2	65	41	106	30	0	19	0	0	523	523	1059	49.39 %
Atlas Township, Precinct 3	73	89	162	48	0	34	0	0	861	861	1875	45.92 %
Atlas Township, Precinct 4	108	69	177	41	0	26	0	0	621	621	1326	46.83 %
Clayton Township, Precinct 1	178	199	377	119	0	23	0	0	805	805	1935	41.60 %
Clayton Township, Precinct 2	147	110	257	90	2	24	1	0	597	597	1630	36.63 %
Clayton Township, Precinct 3	95	103	198	48	0	10	0	0	383	383	1113	34.41 %
Clayton Township, Precinct 4	88	57	145	54	1	10	0	0	344	344	1221	28.17 %
City of Fenton, Precinct 1	138	114	252	48	0	14	1	0	537	537	1890	28.41 %
City of Fenton, Precinct 2	153	97	250	59	1	17	0	0	596	596	1839	32.41 %
City of Fenton, Precinct 3	147	100	247	53	1	6	0	0	504	504	1515	33.27 %
City of Fenton, Precinct 4	126	75	201	51	0	7	1	0	473	473	2272	20.82 %
City of Fenton, Precinct 5	98	84	182	40	0	11	0	0	410	410	2005	20.45 %
Fenton Township, Precinct 1	215	139	354	87	0	23	1	0	897	897	1840	48.75 %
Fenton Township, Precinct 2	178	169	347	104	2	13	1	0	927	927	1708	54.27 %
Fenton Township, Precinct 3	188	96	284	52	2	9	0	0	743	743	2509	29.61 %
Fenton Township, Precinct 4	137	103	240	74	3	5	0	0	692	692	1450	47.72 %
Fenton Township, Precinct 5	183	106	289	64	1	7	0	0	732	732	838	87.35 %

Representative in State Legislature 51st District - Democratic Party - Vote for not more than 1

Precinct	Brad May	Conner Wallace	[illegible]	[illegible]	[illegible]	[illegible]	[illegible]	Unresolved write-in votes	Election Day Voting Ballots Cast	Total Ballots Cast	Registered Voters	Turnout Percentage
Fenton Township, Precinct 6	161	157	318	126	0	18	1	0	907	907	1627	55.75 %
Flushing Township, Precinct 1	144	102	246	57	1	21	0	0	563	563	1976	28.49 %
Flushing Township, Precinct 2	113	149	262	48	1	19	0	0	572	572	1666	34.33 %
Flushing Township, Precinct 3	248	163	411	127	0	46	3	0	944	944	2489	37.93 %
Flushing Township, Precinct 4	163	193	356	93	0	18	1	0	742	742	2016	36.81 %
Flushing Township, Precinct 5	32	33	65	25	0	8	0	0	194	194	609	31.86 %
Gaines Township, Precinct 1	117	127	244	78	0	17	0	0	605	605	1564	38.68 %
Gaines Township, Precinct 2	104	73	177	32	1	5	0	0	362	362	1132	31.98 %
Gaines Township, Precinct 3	65	47	112	41	0	3	0	0	306	306	841	36.39 %
Gaines Township, Precinct 4	141	94	235	66	1	7	1	0	566	566	1735	32.62 %
City of Linden, Precinct 1	108	97	205	37	0	12	0	0	510	510	1258	40.54 %
City of Linden, Precinct 2	128	77	205	61	1	19	1	0	601	601	1740	34.54 %
Totals	**4280**	**3423**	**7703**	**2041**	**19**	**546**	**14**	**0**	**19993**	**19993**	**53738**	**37.20 %**

United States Senator - Republican Party - Vote for not more than 1

Precinct	[illegible]	[illegible]	[illegible]	[illegible]	[illegible]	[illegible]	[illegible]	Election Day Voting Ballots Cast	Total Ballots Cast	Registered Voters	Turnout Percentage
Argentine Township, Precinct 1	343	343	19	0	19	1	0	760	760	2202	34.51 %
Argentine Township, Precinct 2	306	306	11	0	22	0	0	731	731	2339	31.25 %
Argentine Township, Precinct 3	92	92	4	0	11	0	0	207	207	672	30.80 %
Atlas Township, Precinct 1	404	404	54	1	16	0	0	778	778	1847	42.12 %
Atlas Township, Precinct 2	279	279	55	0	16	1	0	523	523	1059	49.39 %
Atlas Township, Precinct 3	481	481	92	0	20	1	0	861	861	1875	45.92 %
Atlas Township, Precinct 4	280	280	71	0	7	2	0	621	621	1326	46.83 %
City of Burton, Precinct 1	141	141	9	0	17	2	0	568	568	2061	27.56 %
City of Burton, Precinct 2	119	119	1	0	18	0	0	415	415	2035	20.39 %
City of Burton, Precinct 3	212	212	6	0	23	1	0	711	711	2570	27.67 %
City of Burton, Precinct 4	105	105	4	0	11	2	0	389	389	2503	15.54 %
City of Burton, Precinct 5	102	102	3	0	15	3	0	434	434	1629	26.64 %
City of Burton, Precinct 6	44	44	0	0	11	1	0	260	260	1852	14.04 %
City of Burton, Precinct 7	100	100	4	0	21	0	0	482	482	2131	22.62 %
City of Burton, Precinct 8	236	236	7	0	40	0	0	798	798	1849	43.16 %
City of Burton, Precinct 9	100	100	2	0	6	0	0	310	310	961	32.26 %
City of Burton, Precinct 10	216	216	8	0	34	1	0	795	795	2640	30.11 %
City of Burton, Precinct 11	150	150	2	0	12	1	0	489	489	1533	31.90 %
City of Burton, Precinct 12	160	160	5	0	12	0	0	509	509	1614	31.54 %
Clayton Township, Precinct 1	236	236	7	0	22	0	0	805	805	1935	41.60 %
Clayton Township, Precinct 2	182	182	8	0	23	0	0	597	597	1630	36.63 %

United States Senator - Republican Party - Vote for not more than 1

Precinct	[illegible]	[illegible]	[illegible]	[illegible]	[illegible]	[illegible]	[illegible]	Election Day Voting Ballots Cast	Total Ballots Cast	Registered Voters	Turnout Percentage
Clayton Township, Precinct 3	106	106	4	0	9	0	0	383	383	1113	34.41 %
Clayton Township, Precinct 4	108	108	7	0	12	0	0	344	344	1221	28.17 %
City of Clio, Precinct 1	162	162	1	0	19	0	0	500	500	1947	25.68 %
City of Davison, Precinct 1	92	92	3	0	6	1	0	282	282	995	28.34 %
City of Davison, Precinct 2	85	85	4	0	3	0	0	278	278	1028	27.04 %
City of Davison, Precinct 3	139	139	4	0	8	1	0	405	405	1200	33.75 %
City of Davison, Precinct 4	105	105	2	0	14	1	0	336	336	990	33.94 %
Davison Township, Precinct 1	254	254	24	0	22	0	0	666	666	1907	34.92 %
Davison Township, Precinct 2	274	274	23	0	14	1	0	766	766	1773	43.20 %
Davison Township, Precinct 3	219	219	16	0	16	0	0	549	549	1429	38.42 %
Davison Township, Precinct 4	245	245	16	0	25	0	0	787	787	1839	42.79 %
Davison Township, Precinct 5	137	137	9	0	13	0	0	410	410	1950	21.03 %
Davison Township, Precinct 6	132	132	13	0	10	0	0	518	518	2286	22.66 %
Davison Township, Precinct 7	208	208	13	0	19	1	0	497	497	1476	33.67 %
Davison Township, Precinct 8	198	198	14	0	19	1	0	462	462	1010	45.74 %
Davison Township, Precinct 9	171	171	19	0	15	0	0	552	552	1615	34.18 %
City of Fenton, Precinct 1	193	193	2	0	19	0	0	537	537	1890	28.41 %
City of Fenton, Precinct 2	223	223	11	0	29	1	0	596	596	1839	32.41 %
City of Fenton, Precinct 3	169	169	6	0	10	1	0	504	504	1515	33.27 %
City of Fenton, Precinct 4	175	175	6	0	13	1	0	473	473	2272	20.82 %
City of Fenton, Precinct 5	154	154	3	0	10	0	0	410	410	2005	20.45 %

United States Senator - Republican Party - Vote for not more than 1

Precinct	[illegible]	[illegible]	[illegible]	[illegible]	[illegible]	[illegible]	[illegible]	Election Day Voting Ballots Cast	Total Ballots Cast	Registered Voters	Turnout Percentage
Fenton Township, Precinct 1	374	374	15	1	20	2	0	897	897	1840	48.75 %
Fenton Township, Precinct 2	385	385	19	1	25	2	0	927	927	1708	54.27 %
Fenton Township, Precinct 3	349	349	10	0	17	1	0	743	743	2509	29.61 %
Fenton Township, Precinct 4	333	333	13	0	14	0	0	692	692	1450	47.72 %
Fenton Township, Precinct 5	328	328	9	0	17	2	0	732	732	838	87.35 %
Fenton Township, Precinct 6	389	389	22	0	13	2	0	907	907	1627	55.75 %
City of Flint, Precinct 1	2	2	0	0	9	0	0	434	434	1771	24.51 %
City of Flint, Precinct 2	5	5	0	0	7	0	0	376	376	1675	22.45 %
City of Flint, Precinct 3	2	2	0	0	0	0	0	153	153	913	16.76 %
City of Flint, Precinct 4	2	2	0	0	6	0	0	383	383	1923	19.92 %
City of Flint, Precinct 5	0	0	0	0	4	0	0	240	240	1503	15.97 %
City of Flint, Precinct 6	4	4	0	0	9	0	0	304	304	1509	20.15 %
City of Flint, Precinct 7	1	1	0	0	3	0	0	115	115	789	14.58 %
City of Flint, Precinct 8	0	0	0	0	7	0	0	372	372	1349	27.58 %
City of Flint, Precinct 9	0	0	0	0	11	0	0	200	200	852	23.47 %
City of Flint, Precinct 10	1	1	0	0	12	0	0	223	223	1338	16.67 %
City of Flint, Precinct 11	8	8	0	0	5	0	0	273	273	1259	21.68 %
City of Flint, Precinct 12	1	1	0	0	6	0	0	265	265	1026	25.83 %
City of Flint, Precinct 13	0	0	0	0	1	0	0	18	18	126	14.29 %
City of Flint, Precinct 14	1	1	0	0	12	0	0	278	278	1412	19.69 %
City of Flint, Precinct 15	0	0	0	0	1	0	0	111	111	686	16.18 %

United States Senator - Republican Party - Vote for not more than 1

Precinct	[illegible]	[illegible]	[illegible]	[illegible]	[illegible]	[illegible]	Unresolved write-in votes	Election Day Voting Ballots Cast	Total Ballots Cast	Registered Voters	Turnout Percentage
City of Flint, Precinct 16	4	4	0	0	8	0	0	310	310	1772	17.49 %
City of Flint, Precinct 17	0	0	0	0	4	0	0	154	154	1047	14.71 %
City of Flint, Precinct 18	2	2	0	0	1	0	0	104	104	666	15.62 %
City of Flint, Precinct 19	15	15	1	0	0	0	0	91	91	1043	8.72 %
City of Flint, Precinct 20	23	23	0	0	4	0	0	190	190	1163	16.34 %
City of Flint, Precinct 21	6	6	0	0	6	0	0	106	106	1200	8.83 %
City of Flint, Precinct 22	77	77	1	0	10	0	0	397	397	1900	20.89 %
City of Flint, Precinct 23	18	18	2	0	8	0	0	110	110	1276	8.62 %
City of Flint, Precinct 24	18	18	0	0	7	0	0	146	146	1253	11.65 %
City of Flint, Precinct 25	67	67	0	0	8	1	0	300	300	1805	16.62 %
City of Flint, Precinct 26	29	29	0	0	4	0	0	141	141	1168	12.07 %
City of Flint, Precinct 27	2	2	0	0	1	0	0	32	32	269	11.90 %
City of Flint, Precinct 28	3	3	0	0	15	0	0	279	279	1447	19.28 %
City of Flint, Precinct 29	10	10	0	0	9	0	0	444	444	1940	22.89 %
City of Flint, Precinct 30	5	5	0	0	4	0	0	21	21	239	8.79 %
City of Flint, Precinct 31	6	6	0	0	6	0	0	165	165	1507	10.95 %
City of Flint, Precinct 32	13	13	0	0	2	0	0	98	98	567	17.28 %
City of Flint, Precinct 33	5	5	0	0	0	0	0	37	37	353	10.48 %
City of Flint, Precinct 34	6	6	0	0	0	0	0	25	25	206	12.14 %
City of Flint, Precinct 35	3	3	0	0	0	0	0	49	49	295	16.61 %
City of Flint, Precinct 36	1	1	0	0	1	0	0	9	9	101	8.91 %

United States Senator - Republican Party - Vote for not more than 1

Precinct	John James	Carl Marlinga	Doug Alexander	Dan Stamas	Fredrick Jordan	Rejected write-in votes	Unresolved write-in votes	Election Day Voting Ballots Cast	Total Ballots Cast	Registered Voters	Turnout Percentage
City of Flint, Precinct 37	1	1	0	0	4	0	0	184	184	1080	17.04 %
City of Flint, Precinct 38	7	7	0	0	2	0	0	40	40	369	10.84 %
City of Flint, Precinct 39	2	2	0	0	4	0	0	254	254	1203	21.11 %
City of Flint, Precinct 40	9	9	0	0	5	0	0	593	593	1783	33.26 %
City of Flint, Precinct 41	7	7	0	0	11	0	0	227	227	1255	18.09 %
City of Flint, Precinct 42	33	33	0	0	14	1	0	383	383	1254	30.54 %
City of Flint, Precinct 43	7	7	0	0	2	0	0	63	63	502	12.55 %
City of Flint, Precinct 44	15	15	1	0	6	0	0	306	306	1428	21.43 %
City of Flint, Precinct 45	30	30	1	0	9	0	0	549	549	2289	23.98 %
City of Flint, Precinct 46	65	65	1	0	6	0	0	454	454	1225	37.06 %
City of Flint, Precinct 47	7	7	1	0	2	0	0	141	141	600	23.50 %
City of Flint, Precinct 48	27	27	0	0	3	0	0	462	462	1253	36.87 %
City of Flint, Precinct 49	5	5	1	0	20	0	0	710	710	2095	33.89 %
City of Flint, Precinct 50	2	2	0	0	2	0	0	432	432	1799	24.01 %
City of Flint, Precinct 51	97	97	0	0	9	0	0	466	466	1394	33.43 %
City of Flint, Precinct 52	44	44	0	0	14	0	0	283	283	1721	16.44 %
City of Flint, Precinct 53	50	50	0	0	5	0	0	251	251	1535	16.35 %
City of Flint, Precinct 54	15	15	0	0	4	0	0	112	112	539	20.78 %
City of Flint, Precinct 55	41	41	0	0	18	0	0	245	245	1708	14.34 %
City of Flint, Precinct 56	40	40	0	0	11	1	0	657	657	2057	31.94 %
City of Flint, Precinct 57	55	55	2	0	12	0	0	404	404	2094	19.29 %

United States Senator - Republican Party - Vote for not more than 1

Precinct	John James	Cast Votes	Undervotes	Overvotes	Blank Votes	Rejected Write-In Votes	Unresolved Write-In Votes	Election Day Voting Ballots Cast	Total Ballots Cast	Registered Voters	Turnout Percentage
City of Flint, Precinct 58	37	37	0	0	26	0	0	294	294	1903	15.45 %
City of Flint, Precinct 59	14	14	2	0	12	1	0	136	136	1071	12.70 %
City of Flint, Precinct 60	40	40	1	0	14	0	0	501	501	1964	25.51 %
City of Flint, Precinct 61	4	4	1	0	2	0	0	62	62	1465	4.23 %
Flint Township, Precinct 1	97	97	1	0	20	0	0	839	839	1821	46.07 %
Flint Township, Precinct 2	58	58	0	0	12	0	0	492	492	1401	35.12 %
Flint Township, Precinct 3	167	167	6	0	28	1	0	677	677	2143	31.59 %
Flint Township, Precinct 4	89	89	1	0	25	0	0	837	837	2256	37.10 %
Flint Township, Precinct 5	123	123	1	0	32	0	0	787	787	2023	38.90 %
Flint Township, Precinct 6	98	98	1	0	23	1	0	554	554	2859	19.38 %
Flint Township, Precinct 7	12	12	0	0	13	0	0	561	561	1848	30.36 %
Flint Township, Precinct 8	6	6	1	0	0	0	0	30	30	169	17.75 %
Flint Township, Precinct 9	33	33	0	0	12	0	0	332	332	2576	12.89 %
Flint Township, Precinct 10	47	47	2	0	17	1	0	347	347	1066	32.55 %
Flint Township, Precinct 11	45	45	0	0	17	1	0	343	343	1093	31.38 %
Flint Township, Precinct 12	92	92	7	0	19	0	0	400	400	1520	26.32 %
Flint Township, Precinct 13	74	74	0	0	15	0	0	357	357	997	35.81 %
Flint Township, Precinct 14	98	98	4	0	19	1	0	485	485	1828	26.53 %
Flint Township, Precinct 15	96	96	1	0	19	1	0	470	470	1604	29.30 %
City of Flushing, Precinct 1	109	109	2	0	4	1	0	419	419	1093	38.33 %
City of Flushing, Precinct 2	128	128	3	0	14	0	0	473	473	1106	42.77 %

United States Senator - Republican Party - Vote for not more than 1

Precinct	John James	Cast Votes	Undervotes	Overvotes	Invalid Votes	Rejected write-in votes	Unresolved write-in votes	Election Day Voting Ballots Cast	Total Ballots Cast	Registered Voters	Turnout Percentage
City of Flushing, Precinct 3	169	169	2	0	25	1	0	612	612	1414	43.28 %
City of Flushing, Precinct 4	172	172	8	0	25	1	0	595	595	1454	40.92 %
City of Flushing, Precinct 5	170	170	6	0	13	0	0	578	578	1594	36.26 %
Flushing Township, Precinct 1	212	212	10	0	10	0	0	563	563	1976	28.49 %
Flushing Township, Precinct 2	189	189	12	0	23	2	0	572	572	1666	34.33 %
Flushing Township, Precinct 3	310	310	8	0	32	1	0	944	944	2489	37.93 %
Flushing Township, Precinct 4	244	244	9	0	9	1	0	742	742	2016	36.81 %
Flushing Township, Precinct 5	86	86	3	0	4	0	0	194	194	609	31.86 %
Forest Township, Precinct 1	109	109	5	0	20	0	0	307	307	960	31.98 %
Forest Township, Precinct 2	200	200	10	0	12	1	0	541	541	1317	41.08 %
Forest Township, Precinct 3	137	137	6	0	13	1	0	400	400	1251	31.97 %
Gaines Township, Precinct 1	220	220	8	0	22	0	0	605	605	1564	38.68 %
Gaines Township, Precinct 2	128	128	2	0	3	2	0	362	362	1132	31.98 %
Gaines Township, Precinct 3	124	124	9	0	3	0	0	306	306	841	36.39 %
Gaines Township, Precinct 4	225	225	7	0	14	0	0	566	566	1735	32.62 %
Genesee Township, Precinct 1	88	88	3	0	9	0	0	319	319	1418	22.50 %
Genesee Township, Precinct 2	15	15	1	0	3	0	0	288	288	1542	18.68 %
Genesee Township, Precinct 3	99	99	3	0	12	1	0	377	377	1449	26.02 %
Genesee Township, Precinct 4	166	166	4	0	20	0	0	642	642	1959	32.77 %
Genesee Township, Precinct 5	95	95	2	0	11	0	0	348	348	1217	28.59 %
Genesee Township, Precinct 6	112	112	5	0	12	0	0	465	465	2341	19.86 %

United States Senator - Republican Party - Vote for not more than 1

Precinct	[illegible]	[illegible]	[illegible]	[illegible]	[illegible]	[illegible]	[illegible]	Election Day Voting Ballots Cast	Total Ballots Cast	Registered Voters	Turnout Percentage
Genesee Township, Precinct 7	167	167	3	1	13	0	0	521	521	1649	31.59 %
Genesee Township, Precinct 8	218	218	6	1	21	1	0	756	756	2420	31.24 %
Genesee Township, Precinct 9	119	119	2	0	16	0	0	560	560	2022	27.70 %
City of Grand Blanc, Precinct 1	168	168	1	1	8	0	0	510	510	1189	42.89 %
City of Grand Blanc, Precinct 2	127	127	2	0	24	0	0	499	499	1349	36.99 %
City of Grand Blanc, Precinct 3	200	200	2	0	15	0	0	599	599	1522	39.36 %
City of Grand Blanc, Precinct 4	170	170	5	0	24	0	0	636	636	2059	30.89 %
Grand Blanc Township, Precinct 1	224	224	22	0	15	1	0	836	836	2296	36.41 %
Grand Blanc Township, Precinct 2	124	124	10	0	5	0	0	369	369	1306	28.25 %
Grand Blanc Township, Precinct 3	173	173	7	1	10	0	0	459	459	1466	31.31 %
Grand Blanc Township, Precinct 4	189	189	20	0	12	0	0	626	626	1961	31.92 %
Grand Blanc Township, Precinct 5	169	169	15	0	10	0	0	464	464	2489	18.64 %
Grand Blanc Township, Precinct 6	256	256	13	0	21	0	0	730	730	2768	26.37 %
Grand Blanc Township, Precinct 7	101	101	4	0	9	0	0	514	514	1197	42.94 %
Grand Blanc Township, Precinct 8	385	385	34	0	28	1	0	947	947	2189	43.26 %
Grand Blanc Township, Precinct 9	216	216	16	0	28	0	0	771	771	1830	42.13 %
Grand Blanc Township, Precinct 10	353	353	31	0	13	0	0	767	767	1297	59.14 %

United States Senator - Republican Party - Vote for not more than 1

Precinct	[illegible]	[illegible]	[illegible]	[illegible]	[illegible]	[illegible]	[illegible]	Election Day Voting Ballots Cast	Total Ballots Cast	Registered Voters	Turnout Percentage
Grand Blanc Township, Precinct 11	85	85	12	0	8	0	0	344	344	1477	23.29 %
Grand Blanc Township, Precinct 12	83	83	8	0	4	0	0	342	342	1513	22.60 %
Grand Blanc Township, Precinct 13	177	177	14	0	8	3	0	516	516	1436	35.93 %
Grand Blanc Township, Precinct 14	252	252	31	0	22	1	0	779	779	2136	36.47 %
Grand Blanc Township, Precinct 15	322	322	13	0	21	1	0	748	748	1696	44.10 %
Grand Blanc Township, Precinct 16	62	62	2	0	10	0	0	338	338	1458	23.18 %
Grand Blanc Township, Precinct 17	262	262	30	0	17	2	0	743	743	2098	35.41 %
City of Linden, Precinct 1	204	204	13	0	22	2	0	510	510	1258	40.54 %
City of Linden, Precinct 2	241	241	10	2	54	1	0	601	601	1740	34.54 %
City of Montrose, Precinct 1	92	92	0	0	17	0	0	310	310	1303	23.79 %
Montrose Township, Precinct 1	88	88	2	0	3	0	0	288	288	1180	24.41 %
Montrose Township, Precinct 2	94	94	5	0	8	0	0	264	264	1062	24.86 %
Montrose Township, Precinct 3	113	113	4	0	14	0	0	340	340	1301	26.13 %
Montrose Township, Precinct 4	132	132	3	0	1	0	0	358	358	1235	28.99 %
City of Mt. Morris, Precinct 1	42	42	0	0	1	0	0	167	167	932	17.92 %
City of Mt. Morris, Precinct 2	62	62	1	0	7	0	0	265	265	1441	18.39 %
Mt. Morris Township, Precinct 1	39	39	1	0	6	0	0	216	216	993	21.75 %

United States Senator - Republican Party - Vote for not more than 1

Precinct	John James	Cast Votes	Undervotes	Overvotes	Write-In Votes	Registered write-in votes	Unregistered write-in votes	Election Day Voting Ballots Cast	Total Ballots Cast	Registered Voters	Turnout Percentage
Mt. Morris Township, Precinct 2	123	123	6	0	19	0	0	462	462	1423	32.47 %
Mt. Morris Township, Precinct 3	65	65	0	0	13	0	0	333	333	1519	21.92 %
Mt. Morris Township, Precinct 4	125	125	4	0	21	0	0	604	604	1972	30.63 %
Mt. Morris Township, Precinct 5	46	46	2	0	7	0	0	346	346	1187	29.15 %
Mt. Morris Township, Precinct 6	36	36	0	0	14	0	0	335	335	2075	16.14 %
Mt. Morris Township, Precinct 7	12	12	0	0	3	0	0	506	506	1475	34.31 %
Mt. Morris Township, Precinct 8	11	11	0	0	4	0	0	266	266	1261	21.09 %
Mt. Morris Township, Precinct 9	21	21	0	0	18	0	0	340	340	2251	15.10 %
Mt. Morris Township, Precinct 10	11	11	0	0	6	0	0	252	252	1216	20.72 %
Mt. Morris Township, Precinct 11	7	7	1	0	5	0	0	328	328	1367	23.99 %
Mundy Township, Precinct 1	188	188	2	0	25	1	0	742	742	2142	34.64 %
Mundy Township, Precinct 2	125	125	0	0	13	0	0	435	435	1372	31.71 %
Mundy Township, Precinct 3	149	149	2	0	36	0	0	537	537	1320	40.68 %
Mundy Township, Precinct 4	151	151	9	0	12	1	0	494	494	1262	39.14 %
Mundy Township, Precinct 5	102	102	1	0	8	0	0	289	289	742	38.95 %
Mundy Township, Precinct 6	143	143	4	0	12	0	0	506	506	1532	33.03 %
Mundy Township, Precinct 7	128	128	3	0	34	0	0	465	465	1398	33.26 %

United States Senator - Republican Party - Vote for not more than 1

Precinct	[illegible]	[illegible]	[illegible]	[illegible]	[illegible]	[illegible]	[illegible]	Election Day Voting Ballots Cast	Total Ballots Cast	Registered Voters	Turnout Percentage
Mundy Township, Precinct 8	128	128	2	0	19	0	0	402	402	1213	33.14 %
Mundy Township, Precinct 9	131	131	1	0	23	0	0	311	311	958	32.46 %
Richfield Township, Precinct 1	189	189	9	0	15	1	0	655	655	2017	32.47 %
Richfield Township, Precinct 2	314	314	1	0	41	0	0	978	978	2522	38.78 %
Richfield Township, Precinct 3	271	271	8	0	29	0	0	723	723	2149	33.64 %
City of Swartz Creek, Precinct 1	124	124	8	0	8	0	0	402	402	1136	35.39 %
City of Swartz Creek, Precinct 2	103	103	1	0	10	0	0	340	340	1134	29.98 %
City of Swartz Creek, Precinct 3	65	65	1	0	7	2	0	256	256	1094	23.40 %
City of Swartz Creek, Precinct 4	167	167	3	0	11	0	0	585	585	1235	47.37 %
Thetford Township, Precinct 1	140	140	12	0	11	1	0	418	418	1756	23.80 %
Thetford Township, Precinct 2	89	89	7	0	4	1	0	294	294	781	37.64 %
Thetford Township, Precinct 3	151	151	16	0	11	1	0	460	460	1367	33.65 %
Thetford Township, Precinct 4	183	183	8	0	15	0	0	506	506	1633	30.99 %
Vienna Township, Precinct 1	269	269	5	0	28	2	0	801	801	2182	36.71 %
Vienna Township, Precinct 2	187	187	2	0	23	1	0	610	610	2079	29.34 %
Vienna Township, Precinct 3	232	232	8	0	21	0	0	745	745	2636	28.26 %
Vienna Township, Precinct 4	183	183	6	0	19	2	0	631	631	2097	30.09 %
Vienna Township, Precinct 5	148	148	6	0	25	0	0	506	506	1372	36.88 %
Totals	**25857**	**25857**	**1308**	**9**	**2844**	**82**	**0**	**95643**	**95643**	**325959**	**29.34 %**

Representative in Congress 5th District - Republican Party - Vote for not more than 1

Precinct	Tim Kelly	Earl Lackie	[illegible]	[illegible]	Overvotes	[illegible]	[illegible]	[illegible]	Election Day Voting Ballots Cast	Total Ballots Cast	Registered Voters	Turnout Percentage
Argentine Township, Precinct 1	266	61	327	35	1	25	0	0	760	760	2202	34.51 %
Argentine Township, Precinct 2	215	78	293	24	0	27	0	0	731	731	2339	31.25 %
Argentine Township, Precinct 3	80	8	88	8	0	10	0	0	207	207	672	30.80 %
Atlas Township, Precinct 1	282	83	365	94	0	17	0	0	778	778	1847	42.12 %
Atlas Township, Precinct 2	197	48	245	89	0	17	1	0	523	523	1059	49.39 %
Atlas Township, Precinct 3	331	99	430	141	2	15	1	0	861	861	1875	45.92 %
Atlas Township, Precinct 4	205	42	247	105	1	5	0	0	621	621	1326	46.83 %
City of Burton, Precinct 1	98	40	138	14	0	13	0	0	568	568	2061	27.56 %
City of Burton, Precinct 2	99	14	113	5	2	16	0	0	415	415	2035	20.39 %
City of Burton, Precinct 3	141	65	206	13	0	21	0	0	711	711	2570	27.67 %
City of Burton, Precinct 4	87	17	104	5	1	14	1	0	389	389	2503	15.54 %
City of Burton, Precinct 5	66	31	97	10	1	18	0	0	434	434	1629	26.64 %
City of Burton, Precinct 6	36	7	43	2	0	14	0	0	260	260	1852	14.04 %
City of Burton, Precinct 7	74	24	98	6	0	22	0	0	482	482	2131	22.62 %
City of Burton, Precinct 8	185	33	218	23	1	30	1	0	798	798	1849	43.16 %
City of Burton, Precinct 9	66	24	90	11	1	4	0	0	310	310	961	32.26 %
City of Burton, Precinct 10	162	47	209	14	1	33	1	0	795	795	2640	30.11 %
City of Burton, Precinct 11	108	33	141	10	0	7	2	0	489	489	1533	31.90 %
City of Burton, Precinct 12	118	41	159	5	1	12	0	0	509	509	1614	31.54 %
Clayton Township, Precinct 1	168	55	223	20	0	18	0	0	805	805	1935	41.60 %
Clayton Township, Precinct 2	137	37	174	16	0	18	0	0	597	597	1630	36.63 %

Representative in Congress 5th District - Republican Party - Vote for not more than 1

Precinct	Tim Kelly	Earl Lackie	[illegible]	[illegible]	[illegible]	[illegible]	[illegible]	[illegible]	Election Day Voting Ballots Cast	Total Ballots Cast	Registered Voters	Turnout Percentage
Clayton Township, Precinct 3	81	20	101	7	2	9	0	0	383	383	1113	34.41 %
Clayton Township, Precinct 4	82	23	105	9	0	13	1	0	344	344	1221	28.17 %
City of Clio, Precinct 1	115	39	154	9	0	15	0	0	500	500	1947	25.68 %
City of Davison, Precinct 1	74	11	85	9	2	4	0	0	282	282	995	28.34 %
City of Davison, Precinct 2	50	26	76	13	0	5	0	0	278	278	1028	27.04 %
City of Davison, Precinct 3	108	33	141	2	0	5	1	0	405	405	1200	33.75 %
City of Davison, Precinct 4	78	21	99	9	0	15	0	0	336	336	990	33.94 %
Davison Township, Precinct 1	195	55	250	26	2	17	0	0	666	666	1907	34.92 %
Davison Township, Precinct 2	217	54	271	27	0	15	0	0	766	766	1773	43.20 %
Davison Township, Precinct 3	173	38	211	23	1	21	0	0	549	549	1429	38.42 %
Davison Township, Precinct 4	182	54	236	24	1	22	0	0	787	787	1839	42.79 %
Davison Township, Precinct 5	112	22	134	11	1	9	0	0	410	410	1950	21.03 %
Davison Township, Precinct 6	94	37	131	12	1	10	1	0	518	518	2286	22.66 %
Davison Township, Precinct 7	171	33	204	17	1	17	0	0	497	497	1476	33.67 %
Davison Township, Precinct 8	142	33	175	38	0	18	0	0	462	462	1010	45.74 %
Davison Township, Precinct 9	130	30	160	29	1	11	0	0	552	552	1615	34.18 %
City of Fenton, Precinct 1	132	48	180	15	0	16	0	0	537	537	1890	28.41 %
City of Fenton, Precinct 2	172	31	203	30	1	28	1	0	596	596	1839	32.41 %
City of Fenton, Precinct 3	120	34	154	21	1	9	0	0	504	504	1515	33.27 %
City of Fenton, Precinct 4	116	44	160	21	1	9	0	0	473	473	2272	20.82 %
City of Fenton, Precinct 5	103	35	138	16	3	9	0	0	410	410	2005	20.45 %

Representative in Congress 5th District - Republican Party - Vote for not more than 1

Precinct	Tim Kelly	Earl Lackie	[illegible]	[illegible]	Overvotes	[illegible]	[illegible]	[illegible]	Election Day Voting Ballots Cast	Total Ballots Cast	Registered Voters	Turnout Percentage
Fenton Township, Precinct 1	273	59	332	58	1	20	1	0	897	897	1840	48.75 %
Fenton Township, Precinct 2	273	84	357	48	2	23	0	0	927	927	1708	54.27 %
Fenton Township, Precinct 3	255	55	310	48	2	17	0	0	743	743	2509	29.61 %
Fenton Township, Precinct 4	234	73	307	38	1	12	0	0	692	692	1450	47.72 %
Fenton Township, Precinct 5	274	35	309	27	2	15	1	0	732	732	838	87.35 %
Fenton Township, Precinct 6	266	77	343	68	1	14	1	0	907	907	1627	55.75 %
City of Flint, Precinct 1	1	0	1	1	0	10	0	0	434	434	1771	24.51 %
City of Flint, Precinct 2	3	2	5	0	0	7	0	0	376	376	1675	22.45 %
City of Flint, Precinct 3	1	1	2	0	0	2	0	0	153	153	913	16.76 %
City of Flint, Precinct 4	1	0	1	1	0	3	0	0	383	383	1923	19.92 %
City of Flint, Precinct 5	0	0	0	0	0	3	0	0	240	240	1503	15.97 %
City of Flint, Precinct 6	3	1	4	0	0	9	0	0	304	304	1509	20.15 %
City of Flint, Precinct 7	1	0	1	0	0	4	0	0	115	115	789	14.58 %
City of Flint, Precinct 8	0	0	0	0	0	6	0	0	372	372	1349	27.58 %
City of Flint, Precinct 9	0	0	0	0	0	7	0	0	200	200	852	23.47 %
City of Flint, Precinct 10	1	0	1	0	0	11	0	0	223	223	1338	16.67 %
City of Flint, Precinct 11	6	2	8	0	0	6	0	0	273	273	1259	21.68 %
City of Flint, Precinct 12	0	0	0	1	0	7	0	0	265	265	1026	25.83 %
City of Flint, Precinct 13	0	0	0	0	0	2	0	0	18	18	126	14.29 %
City of Flint, Precinct 14	0	1	1	0	0	8	0	0	278	278	1412	19.69 %
City of Flint, Precinct 15	0	0	0	0	0	1	0	0	111	111	686	16.18 %

Representative in Congress 5th District - Republican Party - Vote for not more than 1

Precinct	Tim Kelly	Earl Lackie	Cast Votes	Undervotes	[illegible]	[illegible]	[illegible]	[illegible]	Election Day Voting Ballots Cast	Total Ballots Cast	Registered Voters	Turnout Percentage
City of Flint, Precinct 16	3	1	4	0	0	7	0	0	310	310	1772	17.49 %
City of Flint, Precinct 17	0	0	0	0	0	4	0	0	154	154	1047	14.71 %
City of Flint, Precinct 18	2	0	2	0	0	2	0	0	104	104	666	15.62 %
City of Flint, Precinct 19	15	1	16	0	0	0	0	0	91	91	1043	8.72 %
City of Flint, Precinct 20	13	8	21	0	1	5	1	0	190	190	1163	16.34 %
City of Flint, Precinct 21	2	4	6	0	0	6	0	0	106	106	1200	8.83 %
City of Flint, Precinct 22	51	21	72	6	0	10	0	0	397	397	1900	20.89 %
City of Flint, Precinct 23	9	9	18	2	0	8	0	0	110	110	1276	8.62 %
City of Flint, Precinct 24	13	5	18	0	0	8	0	0	146	146	1253	11.65 %
City of Flint, Precinct 25	45	17	62	5	0	6	1	0	300	300	1805	16.62 %
City of Flint, Precinct 26	23	4	27	2	0	2	0	0	141	141	1168	12.07 %
City of Flint, Precinct 27	0	2	2	0	0	1	0	0	32	32	269	11.90 %
City of Flint, Precinct 28	2	0	2	1	0	13	0	0	279	279	1447	19.28 %
City of Flint, Precinct 29	6	4	10	0	0	10	0	0	444	444	1940	22.89 %
City of Flint, Precinct 30	4	1	5	0	0	4	0	0	21	21	239	8.79 %
City of Flint, Precinct 31	3	3	6	0	0	5	0	0	165	165	1507	10.95 %
City of Flint, Precinct 32	7	3	10	3	0	2	0	0	98	98	567	17.28 %
City of Flint, Precinct 33	4	1	5	0	0	0	0	0	37	37	353	10.48 %
City of Flint, Precinct 34	5	1	6	0	0	0	0	0	25	25	206	12.14 %
City of Flint, Precinct 35	2	1	3	0	0	0	0	0	49	49	295	16.61 %
City of Flint, Precinct 36	1	0	1	0	0	1	0	0	9	9	101	8.91 %

Representative in Congress 5th District - Republican Party - Vote for not more than 1

Precinct	Tim Kelly	Earl Lackie	Cast Votes	Undervotes	[illegible]	[illegible]	[illegible]	[illegible]	Election Day Voting Ballots Cast	Total Ballots Cast	Registered Voters	Turnout Percentage
City of Flint, Precinct 37	1	0	1	0	0	4	0	0	184	184	1080	17.04 %
City of Flint, Precinct 38	5	2	7	0	0	1	0	0	40	40	369	10.84 %
City of Flint, Precinct 39	2	0	2	0	0	7	0	0	254	254	1203	21.11 %
City of Flint, Precinct 40	7	1	8	1	0	5	0	0	593	593	1783	33.26 %
City of Flint, Precinct 41	4	3	7	0	0	9	0	0	227	227	1255	18.09 %
City of Flint, Precinct 42	20	13	33	1	0	11	0	0	383	383	1254	30.54 %
City of Flint, Precinct 43	7	0	7	0	0	1	0	0	63	63	502	12.55 %
City of Flint, Precinct 44	12	2	14	2	0	8	0	0	306	306	1428	21.43 %
City of Flint, Precinct 45	20	4	24	7	0	8	0	0	549	549	2289	23.98 %
City of Flint, Precinct 46	43	15	58	8	0	4	0	0	454	454	1225	37.06 %
City of Flint, Precinct 47	8	0	8	0	0	0	0	0	141	141	600	23.50 %
City of Flint, Precinct 48	19	6	25	2	0	4	0	0	462	462	1253	36.87 %
City of Flint, Precinct 49	5	1	6	0	0	23	0	0	710	710	2095	33.89 %
City of Flint, Precinct 50	1	1	2	0	0	4	0	0	432	432	1799	24.01 %
City of Flint, Precinct 51	81	12	93	2	2	7	0	0	466	466	1394	33.43 %
City of Flint, Precinct 52	34	10	44	0	0	12	0	0	283	283	1721	16.44 %
City of Flint, Precinct 53	35	12	47	3	0	6	0	0	251	251	1535	16.35 %
City of Flint, Precinct 54	9	6	15	0	0	3	0	0	112	112	539	20.78 %
City of Flint, Precinct 55	26	13	39	2	0	20	0	0	245	245	1708	14.34 %
City of Flint, Precinct 56	33	6	39	2	0	9	0	0	657	657	2057	31.94 %
City of Flint, Precinct 57	43	9	52	4	1	11	0	0	404	404	2094	19.29 %

Representative in Congress 5th District - Republican Party - Vote for not more than 1

Precinct	Tim Kelly	Earl Lackie	[illegible]	[illegible]	[illegible]	[illegible]	[illegible]	[illegible]	Election Day Voting Ballots Cast	Total Ballots Cast	Registered Voters	Turnout Percentage
City of Flint, Precinct 58	22	13	35	2	0	23	0	0	294	294	1903	15.45 %
City of Flint, Precinct 59	9	5	14	3	0	9	0	0	136	136	1071	12.70 %
City of Flint, Precinct 60	28	8	36	5	0	14	0	0	501	501	1964	25.51 %
City of Flint, Precinct 61	3	2	5	0	0	1	0	0	62	62	1465	4.23 %
Flint Township, Precinct 1	65	19	84	13	0	19	1	0	839	839	1821	46.07 %
Flint Township, Precinct 2	41	11	52	6	0	11	0	0	492	492	1401	35.12 %
Flint Township, Precinct 3	106	53	159	13	1	26	1	0	677	677	2143	31.59 %
Flint Township, Precinct 4	63	16	79	11	0	17	0	0	837	837	2256	37.10 %
Flint Township, Precinct 5	90	22	112	12	0	30	0	0	787	787	2023	38.90 %
Flint Township, Precinct 6	73	22	95	5	0	23	0	0	554	554	2859	19.38 %
Flint Township, Precinct 7	4	5	9	3	0	10	0	0	561	561	1848	30.36 %
Flint Township, Precinct 8	3	3	6	1	0	2	0	0	30	30	169	17.75 %
Flint Township, Precinct 9	24	7	31	1	1	14	0	0	332	332	2576	12.89 %
Flint Township, Precinct 10	41	8	49	1	0	14	0	0	347	347	1066	32.55 %
Flint Township, Precinct 11	28	11	39	6	1	18	0	0	343	343	1093	31.38 %
Flint Township, Precinct 12	78	12	90	9	0	11	0	0	400	400	1520	26.32 %
Flint Township, Precinct 13	48	20	68	6	0	13	0	0	357	357	997	35.81 %
Flint Township, Precinct 14	76	20	96	6	0	17	1	0	485	485	1828	26.53 %
Flint Township, Precinct 15	66	27	93	5	0	19	0	0	470	470	1604	29.30 %
City of Flushing, Precinct 1	93	12	105	7	0	4	0	0	419	419	1093	38.33 %
City of Flushing, Precinct 2	98	25	123	8	0	11	0	0	473	473	1106	42.77 %

Representative in Congress 5th District - Republican Party - Vote for not more than 1

Precinct	Tim Kelly	Earl Lackie	Cast Votes	[illegible]	[illegible]	[illegible]	[illegible]	Unresolved write-in votes	Election Day Voting Ballots Cast	Total Ballots Cast	Registered Voters	Turnout Percentage
City of Flushing, Precinct 3	126	32	158	14	0	19	0	0	612	612	1414	43.28 %
City of Flushing, Precinct 4	122	39	161	19	0	23	1	0	595	595	1454	40.92 %
City of Flushing, Precinct 5	133	27	160	16	0	15	0	0	578	578	1594	36.26 %
Flushing Township, Precinct 1	157	51	208	14	0	10	0	0	563	563	1976	28.49 %
Flushing Township, Precinct 2	146	29	175	28	0	22	0	0	572	572	1666	34.33 %
Flushing Township, Precinct 3	219	64	283	35	1	32	0	0	944	944	2489	37.93 %
Flushing Township, Precinct 4	194	32	226	27	0	9	1	0	742	742	2016	36.81 %
Flushing Township, Precinct 5	67	16	83	6	0	3	0	0	194	194	609	31.86 %
Forest Township, Precinct 1	87	23	110	4	0	14	0	0	307	307	960	31.98 %
Forest Township, Precinct 2	123	60	183	28	0	14	0	0	541	541	1317	41.08 %
Forest Township, Precinct 3	105	28	133	10	1	15	0	0	400	400	1251	31.97 %
Gaines Township, Precinct 1	149	43	192	34	2	17	0	0	605	605	1564	38.68 %
Gaines Township, Precinct 2	92	29	121	11	0	3	0	0	362	362	1132	31.98 %
Gaines Township, Precinct 3	80	32	112	20	1	2	0	0	306	306	841	36.39 %
Gaines Township, Precinct 4	184	31	215	13	3	12	1	0	566	566	1735	32.62 %
Genesee Township, Precinct 1	54	30	84	6	1	9	0	0	319	319	1418	22.50 %
Genesee Township, Precinct 2	11	5	16	0	0	3	0	0	288	288	1542	18.68 %
Genesee Township, Precinct 3	75	20	95	5	1	13	2	0	377	377	1449	26.02 %
Genesee Township, Precinct 4	122	37	159	9	2	21	0	0	642	642	1959	32.77 %
Genesee Township, Precinct 5	59	32	91	6	0	11	0	0	348	348	1217	28.59 %
Genesee Township, Precinct 6	84	25	109	7	1	11	0	0	465	465	2341	19.86 %

Representative in Congress 5th District - Republican Party - Vote for not more than 1

Precinct	Tim Kelly	Earl Lackie	[illegible]	[illegible]	Overvotes	[illegible]	[illegible]	[illegible]	Election Day Voting Ballots Cast	Total Ballots Cast	Registered Voters	Turnout Percentage
Genesee Township, Precinct 7	106	52	158	12	0	13	1	0	521	521	1649	31.59 %
Genesee Township, Precinct 8	171	40	211	15	0	22	0	0	756	756	2420	31.24 %
Genesee Township, Precinct 9	80	37	117	4	0	16	0	0	560	560	2022	27.70 %
City of Grand Blanc, Precinct 1	132	22	154	15	1	6	0	0	510	510	1189	42.89 %
City of Grand Blanc, Precinct 2	84	32	116	13	0	25	0	0	499	499	1349	36.99 %
City of Grand Blanc, Precinct 3	159	21	180	22	0	12	0	0	599	599	1522	39.36 %
City of Grand Blanc, Precinct 4	122	38	160	15	0	20	0	0	636	636	2059	30.89 %
Grand Blanc Township, Precinct 1	180	38	218	27	1	15	1	0	836	836	2296	36.41 %
Grand Blanc Township, Precinct 2	77	42	119	14	1	7	0	0	369	369	1306	28.25 %
Grand Blanc Township, Precinct 3	130	33	163	18	0	8	0	0	459	459	1466	31.31 %
Grand Blanc Township, Precinct 4	136	36	172	35	2	9	0	0	626	626	1961	31.92 %
Grand Blanc Township, Precinct 5	127	29	156	28	0	9	0	0	464	464	2489	18.64 %
Grand Blanc Township, Precinct 6	184	46	230	38	1	19	0	0	730	730	2768	26.37 %
Grand Blanc Township, Precinct 7	83	11	94	11	0	7	0	0	514	514	1197	42.94 %
Grand Blanc Township, Precinct 8	272	61	333	85	1	20	1	0	947	947	2189	43.26 %
Grand Blanc Township, Precinct 9	156	44	200	31	1	28	0	0	771	771	1830	42.13 %
Grand Blanc Township, Precinct 10	264	58	322	60	2	12	0	0	767	767	1297	59.14 %

Representative in Congress 5th District - Republican Party - Vote for not more than 1

Precinct	Tim Kelly	Earl Lackie	Cast Votes	Undervotes	[illegible]	[illegible]	[illegible]	[illegible]	Election Day Voting Ballots Cast	Total Ballots Cast	Registered Voters	Turnout Percentage
Grand Blanc Township, Precinct 11	67	22	89	8	0	9	0	0	344	344	1477	23.29 %
Grand Blanc Township, Precinct 12	68	11	79	12	0	6	0	0	342	342	1513	22.60 %
Grand Blanc Township, Precinct 13	129	35	164	28	0	7	2	0	516	516	1436	35.93 %
Grand Blanc Township, Precinct 14	165	71	236	47	1	21	0	0	779	779	2136	36.47 %
Grand Blanc Township, Precinct 15	251	36	287	48	1	17	0	0	748	748	1696	44.10 %
Grand Blanc Township, Precinct 16	44	15	59	3	0	11	2	0	338	338	1458	23.18 %
Grand Blanc Township, Precinct 17	205	43	248	46	0	14	0	0	743	743	2098	35.41 %
City of Linden, Precinct 1	129	60	189	29	1	17	0	0	510	510	1258	40.54 %
City of Linden, Precinct 2	169	47	216	35	1	50	2	0	601	601	1740	34.54 %
City of Montrose, Precinct 1	72	13	85	6	1	18	0	0	310	310	1303	23.79 %
Montrose Township, Precinct 1	67	15	82	8	0	3	0	0	288	288	1180	24.41 %
Montrose Township, Precinct 2	64	27	91	7	1	8	0	0	264	264	1062	24.86 %
Montrose Township, Precinct 3	88	16	104	10	2	11	1	0	340	340	1301	26.13 %
Montrose Township, Precinct 4	85	34	119	15	0	2	1	0	358	358	1235	28.99 %
City of Mt. Morris, Precinct 1	27	12	39	3	0	2	0	0	167	167	932	17.92 %
City of Mt. Morris, Precinct 2	31	28	59	4	0	7	0	0	265	265	1441	18.39 %
Mt. Morris Township, Precinct 1	24	10	34	6	0	4	0	0	216	216	993	21.75 %

Representative in Congress 5th District - Republican Party - Vote for not more than 1

Precinct	Tim Kelly	Earl Lackie	Cast Votes	Undervotes	[illegible]	[illegible]	[illegible]	[illegible]	Election Day Voting Ballots Cast	Total Ballots Cast	Registered Voters	Turnout Percentage
Mt. Morris Township, Precinct 2	90	29	119	10	0	16	0	0	462	462	1423	32.47 %
Mt. Morris Township, Precinct 3	39	17	56	8	0	11	1	0	333	333	1519	21.92 %
Mt. Morris Township, Precinct 4	92	29	121	8	0	19	0	0	604	604	1972	30.63 %
Mt. Morris Township, Precinct 5	36	9	45	3	0	7	0	0	346	346	1187	29.15 %
Mt. Morris Township, Precinct 6	22	12	34	2	0	12	0	0	335	335	2075	16.14 %
Mt. Morris Township, Precinct 7	6	6	12	0	0	1	0	0	506	506	1475	34.31 %
Mt. Morris Township, Precinct 8	7	4	11	0	0	4	0	0	266	266	1261	21.09 %
Mt. Morris Township, Precinct 9	14	4	18	2	1	18	0	0	340	340	2251	15.10 %
Mt. Morris Township, Precinct 10	5	6	11	0	0	6	0	0	252	252	1216	20.72 %
Mt. Morris Township, Precinct 11	5	3	8	0	0	6	0	0	328	328	1367	23.99 %
Mundy Township, Precinct 1	121	48	169	22	0	26	0	0	742	742	2142	34.64 %
Mundy Township, Precinct 2	84	26	110	15	0	15	0	0	435	435	1372	31.71 %
Mundy Township, Precinct 3	108	37	145	5	0	31	1	0	537	537	1320	40.68 %
Mundy Township, Precinct 4	132	21	153	8	0	11	0	0	494	494	1262	39.14 %
Mundy Township, Precinct 5	70	28	98	5	0	7	0	0	289	289	742	38.95 %
Mundy Township, Precinct 6	108	26	134	12	0	12	1	0	506	506	1532	33.03 %
Mundy Township, Precinct 7	84	40	124	7	0	31	0	0	465	465	1398	33.26 %

Representative in Congress 5th District - Republican Party - Vote for not more than 1

Precinct	Tim Kelly	Earl Lackie	Cast Votes	Undervotes	[illegible]	[illegible]	[illegible]	[illegible]	Election Day Voting Ballots Cast	Total Ballots Cast	Registered Voters	Turnout Percentage
Mundy Township, Precinct 8	85	26	111	19	0	14	0	0	402	402	1213	33.14 %
Mundy Township, Precinct 9	86	30	116	16	0	19	0	0	311	311	958	32.46 %
Richfield Township, Precinct 1	155	34	189	10	0	15	0	0	655	655	2017	32.47 %
Richfield Township, Precinct 2	228	57	285	28	1	32	1	0	978	978	2522	38.78 %
Richfield Township, Precinct 3	200	51	251	25	2	25	1	0	723	723	2149	33.64 %
City of Swartz Creek, Precinct 1	99	26	125	7	0	7	0	0	402	402	1136	35.39 %
City of Swartz Creek, Precinct 2	82	19	101	3	0	7	0	0	340	340	1134	29.98 %
City of Swartz Creek, Precinct 3	53	11	64	4	0	8	0	0	256	256	1094	23.40 %
City of Swartz Creek, Precinct 4	126	20	146	24	0	9	0	0	585	585	1235	47.37 %
Thetford Township, Precinct 1	82	43	125	26	1	7	1	0	418	418	1756	23.80 %
Thetford Township, Precinct 2	56	27	83	14	0	7	0	0	294	294	781	37.64 %
Thetford Township, Precinct 3	102	46	148	19	0	10	1	0	460	460	1367	33.65 %
Thetford Township, Precinct 4	130	37	167	22	2	13	0	0	506	506	1633	30.99 %
Vienna Township, Precinct 1	178	68	246	27	2	25	1	0	801	801	2182	36.71 %
Vienna Township, Precinct 2	143	35	178	11	1	16	0	0	610	610	2079	29.34 %
Vienna Township, Precinct 3	152	65	217	20	2	17	1	0	745	745	2636	28.26 %
Vienna Township, Precinct 4	131	33	164	23	2	20	2	0	631	631	2097	30.09 %
Vienna Township, Precinct 5	101	41	142	12	0	19	0	0	506	506	1372	36.88 %
Totals	**18793**	**5355**	**24148**	**2971**	**91**	**2613**	**46**	**0**	**95643**	**95643**	**325959**	**29.34 %**

Representative in State Legislature 34th District - Republican Party - Vote for not more than 1

Precinct	[illegible]	[illegible]	[illegible]	[illegible]	[illegible]	[illegible]	Unresolved write-in votes	Election Day Voting Ballots Cast	Total Ballots Cast	Registered Voters	Turnout Percentage
City of Flint, Precinct 1	1	1	1	0	10	0	0	434	434	1771	24.51 %
City of Flint, Precinct 2	5	5	0	0	6	0	0	376	376	1675	22.45 %
City of Flint, Precinct 3	2	2	0	0	3	0	0	153	153	913	16.76 %
City of Flint, Precinct 4	2	2	0	0	3	0	0	383	383	1923	19.92 %
City of Flint, Precinct 5	0	0	0	0	3	0	0	240	240	1503	15.97 %
City of Flint, Precinct 6	4	4	0	0	11	0	0	304	304	1509	20.15 %
City of Flint, Precinct 7	1	1	0	0	3	0	0	115	115	789	14.58 %
City of Flint, Precinct 8	0	0	0	0	6	0	0	372	372	1349	27.58 %
City of Flint, Precinct 9	0	0	0	0	7	0	0	200	200	852	23.47 %
City of Flint, Precinct 10	1	1	0	0	11	0	0	223	223	1338	16.67 %
City of Flint, Precinct 11	8	8	0	0	6	0	0	273	273	1259	21.68 %
City of Flint, Precinct 12	0	0	1	0	6	0	0	265	265	1026	25.83 %
City of Flint, Precinct 13	0	0	0	0	1	0	0	18	18	126	14.29 %
City of Flint, Precinct 14	1	1	0	0	8	0	0	278	278	1412	19.69 %
City of Flint, Precinct 15	0	0	0	0	1	0	0	111	111	686	16.18 %
City of Flint, Precinct 16	4	4	0	0	8	0	0	310	310	1772	17.49 %
City of Flint, Precinct 17	0	0	0	0	4	0	0	154	154	1047	14.71 %
City of Flint, Precinct 18	2	2	0	0	2	0	0	104	104	666	15.62 %
City of Flint, Precinct 19	16	16	0	0	0	0	0	91	91	1043	8.72 %
City of Flint, Precinct 20	22	22	0	0	4	1	0	190	190	1163	16.34 %
City of Flint, Precinct 21	5	5	0	1	6	0	0	106	106	1200	8.83 %

Representative in State Legislature 34th District - Republican Party - Vote for not more than 1

Precinct	[illegible]	[illegible]	[illegible]	[illegible]	[illegible]	[illegible]	Unresolved write-in votes	Election Day Voting Ballots Cast	Total Ballots Cast	Registered Voters	Turnout Percentage
City of Flint, Precinct 22	70	70	8	0	12	0	0	397	397	1900	20.89 %
City of Flint, Precinct 23	17	17	3	0	8	0	0	110	110	1276	8.62 %
City of Flint, Precinct 24	16	16	2	0	7	0	0	146	146	1253	11.65 %
City of Flint, Precinct 25	62	62	4	0	8	2	0	300	300	1805	16.62 %
City of Flint, Precinct 26	27	27	2	0	1	0	0	141	141	1168	12.07 %
City of Flint, Precinct 28	1	1	2	0	12	0	0	279	279	1447	19.28 %
City of Flint, Precinct 29	9	9	0	0	9	1	0	444	444	1940	22.89 %
City of Flint, Precinct 30	4	4	1	0	3	0	0	21	21	239	8.79 %
City of Flint, Precinct 31	5	5	1	0	5	0	0	165	165	1507	10.95 %
City of Flint, Precinct 35	3	3	0	0	0	0	0	49	49	295	16.61 %
City of Flint, Precinct 36	1	1	0	0	1	0	0	9	9	101	8.91 %
City of Flint, Precinct 37	1	1	0	0	3	0	0	184	184	1080	17.04 %
City of Flint, Precinct 39	2	2	0	0	6	0	0	254	254	1203	21.11 %
City of Flint, Precinct 40	7	7	2	0	5	0	0	593	593	1783	33.26 %
City of Flint, Precinct 41	6	6	1	0	8	0	0	227	227	1255	18.09 %
City of Flint, Precinct 42	31	31	3	0	10	0	0	383	383	1254	30.54 %
City of Flint, Precinct 44	14	14	2	0	6	0	0	306	306	1428	21.43 %
City of Flint, Precinct 47	7	7	1	0	0	0	0	141	141	600	23.50 %
City of Flint, Precinct 48	24	24	3	0	3	0	0	462	462	1253	36.87 %
City of Flint, Precinct 49	5	5	1	0	18	0	0	710	710	2095	33.89 %
City of Flint, Precinct 50	2	2	0	0	4	0	0	432	432	1799	24.01 %

Representative in State Legislature 34th District - Republican Party - Vote for not more than 1

Precinct	James Miraglia	[illegible]	[illegible]	[illegible]	[illegible]	[illegible]	Unresolved write-in votes	Election Day Voting Ballots Cast	Total Ballots Cast	Registered Voters	Turnout Percentage
City of Flint, Precinct 52	43	43	1	0	11	0	0	283	283	1721	16.44 %
City of Flint, Precinct 53	45	45	5	0	5	0	0	251	251	1535	16.35 %
City of Flint, Precinct 57	49	49	8	0	9	0	0	404	404	2094	19.29 %
City of Flint, Precinct 58	33	33	4	0	18	0	0	294	294	1903	15.45 %
City of Flint, Precinct 59	14	14	3	0	9	0	0	136	136	1071	12.70 %
City of Flint, Precinct 60	35	35	6	0	12	0	0	501	501	1964	25.51 %
City of Flint, Precinct 61	5	5	0	0	0	0	0	62	62	1465	4.23 %
Totals	**612**	**612**	**65**	**1**	**302**	**4**	**0**	**12384**	**12384**	**63456**	**19.52 %**

Representative in State Legislature 48th District - Republican Party - Vote for not more than 1

Precinct	Sherri J. Cross	David W. Martin	[illegible]	[illegible]	[illegible]	[illegible]	[illegible]	[illegible]	Election Day Voting Ballots Cast	Total Ballots Cast	Registered Voters	Turnout Percentage
City of Clio, Precinct 1	61	91	152	11	0	18	0	0	500	500	1947	25.68 %
City of Davison, Precinct 1	35	51	86	10	0	6	0	0	282	282	995	28.34 %
City of Davison, Precinct 2	33	53	86	3	0	6	0	0	278	278	1028	27.04 %
City of Davison, Precinct 3	29	113	142	2	0	7	0	0	405	405	1200	33.75 %
City of Davison, Precinct 4	37	66	103	5	0	14	0	0	336	336	990	33.94 %
Davison Township, Precinct 1	84	164	248	28	2	19	0	0	666	666	1907	34.92 %
Davison Township, Precinct 2	96	171	267	30	1	15	0	0	766	766	1773	43.20 %
Davison Township, Precinct 3	43	170	213	22	0	24	0	0	549	549	1429	38.42 %
Davison Township, Precinct 4	89	153	242	18	0	29	1	0	787	787	1839	42.79 %
Davison Township, Precinct 5	46	86	132	14	0	9	0	0	410	410	1950	21.03 %
Davison Township, Precinct 6	43	93	136	8	0	9	1	0	518	518	2286	22.66 %
Davison Township, Precinct 7	57	148	205	17	0	18	0	0	497	497	1476	33.67 %
Davison Township, Precinct 8	68	113	181	32	0	18	0	0	462	462	1010	45.74 %
Davison Township, Precinct 9	39	127	166	24	0	13	0	0	552	552	1615	34.18 %
Forest Township, Precinct 1	45	63	108	6	0	18	0	0	307	307	960	31.98 %
Forest Township, Precinct 2	59	126	185	25	1	18	0	0	541	541	1317	41.08 %
Forest Township, Precinct 3	52	85	137	7	0	17	0	0	400	400	1251	31.97 %
Genesee Township, Precinct 1	23	63	86	5	0	8	0	0	319	319	1418	22.50 %
Genesee Township, Precinct 2	10	6	16	0	0	3	0	0	288	288	1542	18.68 %
Genesee Township, Precinct 3	35	59	94	8	0	16	1	0	377	377	1449	26.02 %
Genesee Township, Precinct 4	58	100	158	10	2	23	0	0	642	642	1959	32.77 %

Representative in State Legislature 48th District - Republican Party - Vote for not more than 1

Precinct	Sam J. Cain	David W. Martin	[illegible]	[illegible]	[illegible]	[illegible]	[illegible]	[illegible]	Election Day Voting Ballots Cast	Total Ballots Cast	Registered Voters	Turnout Percentage
Genesee Township, Precinct 5	36	55	91	6	0	12	0	0	348	348	1217	28.59 %
Genesee Township, Precinct 6	42	68	110	5	2	10	0	0	465	465	2341	19.86 %
Genesee Township, Precinct 7	46	113	159	11	0	14	1	0	521	521	1649	31.59 %
Genesee Township, Precinct 8	87	128	215	9	2	21	0	0	756	756	2420	31.24 %
Genesee Township, Precinct 9	48	69	117	4	0	18	0	0	560	560	2022	27.70 %
City of Montrose, Precinct 1	38	51	89	3	0	18	0	0	310	310	1303	23.79 %
Montrose Township, Precinct 1	36	47	83	7	0	3	0	0	288	288	1180	24.41 %
Montrose Township, Precinct 2	44	45	89	10	0	9	0	0	264	264	1062	24.86 %
Montrose Township, Precinct 3	38	69	107	8	1	10	1	0	340	340	1301	26.13 %
Montrose Township, Precinct 4	48	68	116	19	0	2	0	0	358	358	1235	28.99 %
Richfield Township, Precinct 1	56	126	182	15	1	14	1	0	655	655	2017	32.47 %
Richfield Township, Precinct 2	93	194	287	28	0	35	0	0	978	978	2522	38.78 %
Richfield Township, Precinct 3	74	179	253	26	0	24	0	0	723	723	2149	33.64 %
Thetford Township, Precinct 1	61	63	124	28	0	10	1	0	418	418	1756	23.80 %
Thetford Township, Precinct 2	23	59	82	15	0	9	0	0	294	294	781	37.64 %
Thetford Township, Precinct 3	63	84	147	21	0	5	0	0	460	460	1367	33.65 %
Thetford Township, Precinct 4	58	108	166	25	0	13	0	0	506	506	1633	30.99 %
Vienna Township, Precinct 1	78	161	239	34	2	26	1	0	801	801	2182	36.71 %
Vienna Township, Precinct 2	63	116	179	9	2	14	0	0	610	610	2079	29.34 %
Vienna Township, Precinct 3	91	126	217	22	0	16	1	0	745	745	2636	28.26 %
Vienna Township, Precinct 4	50	115	165	24	0	24	2	0	631	631	2097	30.09 %

Representative in State Legislature 48th District - Republican Party - Vote for not more than 1

Precinct	Sheryl J. Cross	David W. Martin	Cast Votes	Undervotes	Overvotes	Invalid Votes	Rejected write-in votes	Unresolved write-in votes	Election Day Voting Ballots Cast	Total Ballots Cast	Registered Voters	Turnout Percentage
Vienna Township, Precinct 5	57	81	138	15	0	21	1	0	506	506	1372	36.88 %
Totals	**2272**	**4226**	**6498**	**629**	**16**	**636**	**12**	**0**	**21419**	**21419**	**69662**	**30.75 %**

Representative in State Legislature 49th District - Republican Party - Vote for not more than 1

Precinct	Bryan Lutz	Cast Votes	Undervotes	Overvotes	[illegible]	[illegible]	[illegible]	Election Day Voting Ballots Cast	Total Ballots Cast	Registered Voters	Turnout Percentage
City of Flint, Precinct 27	2	2	0	0	1	0	0	32	32	269	11.90 %
City of Flint, Precinct 32	9	9	4	0	2	0	0	98	98	567	17.28 %
City of Flint, Precinct 33	5	5	0	0	0	0	0	37	37	353	10.48 %
City of Flint, Precinct 34	6	6	0	0	0	0	0	25	25	206	12.14 %
City of Flint, Precinct 38	7	7	0	0	2	0	0	40	40	369	10.84 %
City of Flint, Precinct 43	7	7	0	0	2	0	0	63	63	502	12.55 %
City of Flint, Precinct 45	25	25	6	0	9	0	0	549	549	2289	23.98 %
City of Flint, Precinct 46	58	58	8	0	2	0	0	454	454	1225	37.06 %
City of Flint, Precinct 51	93	93	4	0	9	0	0	466	466	1394	33.43 %
City of Flint, Precinct 54	15	15	0	0	3	0	0	112	112	539	20.78 %
City of Flint, Precinct 55	38	38	3	0	17	0	0	245	245	1708	14.34 %
City of Flint, Precinct 56	39	39	2	0	9	0	0	657	657	2057	31.94 %
Flint Township, Precinct 1	87	87	11	0	18	0	0	839	839	1821	46.07 %
Flint Township, Precinct 2	50	50	8	0	10	0	0	492	492	1401	35.12 %
Flint Township, Precinct 3	156	156	17	0	23	1	0	677	677	2143	31.59 %
Flint Township, Precinct 4	82	82	8	0	15	0	0	837	837	2256	37.10 %
Flint Township, Precinct 5	112	112	12	0	25	0	0	787	787	2023	38.90 %
Flint Township, Precinct 6	94	94	6	0	22	0	0	554	554	2859	19.38 %
Flint Township, Precinct 7	9	9	2	0	8	1	0	561	561	1848	30.36 %
Flint Township, Precinct 8	6	6	1	0	0	0	0	30	30	169	17.75 %
Flint Township, Precinct 9	33	33	0	0	12	0	0	332	332	2576	12.89 %

Representative in State Legislature 49th District - Republican Party - Vote for not more than 1

Precinct	[illegible]	[illegible]	[illegible]	[illegible]	[illegible]	[illegible]	[illegible]	Election Day Voting Ballots Cast	Total Ballots Cast	Registered Voters	Turnout Percentage
Flint Township, Precinct 10	46	46	4	0	15	0	0	347	347	1066	32.55 %
Flint Township, Precinct 11	43	43	3	0	16	0	0	343	343	1093	31.38 %
Flint Township, Precinct 12	86	86	13	0	8	0	0	400	400	1520	26.32 %
Flint Township, Precinct 13	71	71	3	0	10	0	0	357	357	997	35.81 %
Flint Township, Precinct 14	97	97	5	0	20	1	0	485	485	1828	26.53 %
Flint Township, Precinct 15	90	90	8	0	23	0	0	470	470	1604	29.30 %
City of Flushing, Precinct 1	100	100	12	0	3	0	0	419	419	1093	38.33 %
City of Flushing, Precinct 2	121	121	10	0	13	0	0	473	473	1106	42.77 %
City of Flushing, Precinct 3	152	152	20	0	22	0	0	612	612	1414	43.28 %
City of Flushing, Precinct 4	156	156	24	0	21	1	0	595	595	1454	40.92 %
City of Flushing, Precinct 5	147	147	28	0	11	1	0	578	578	1594	36.26 %
City of Mt. Morris, Precinct 1	39	39	3	0	1	0	0	167	167	932	17.92 %
City of Mt. Morris, Precinct 2	57	57	5	0	8	1	0	265	265	1441	18.39 %
Mt. Morris Township, Precinct 1	33	33	6	0	5	1	0	216	216	993	21.75 %
Mt. Morris Township, Precinct 2	114	114	14	0	12	1	0	462	462	1423	32.47 %
Mt. Morris Township, Precinct 3	58	58	6	0	10	1	0	333	333	1519	21.92 %
Mt. Morris Township, Precinct 4	117	117	12	0	21	0	0	604	604	1972	30.63 %
Mt. Morris Township, Precinct 5	45	45	3	0	6	0	0	346	346	1187	29.15 %

Representative in State Legislature 49th District - Republican Party - Vote for not more than 1

Precinct	[illegible]	[illegible]	[illegible]	[illegible]	[illegible]	[illegible]	Unresolved write-in votes	Election Day Voting Ballots Cast	Total Ballots Cast	Registered Voters	Turnout Percentage
Mt. Morris Township, Precinct 6	35	35	1	0	15	0	0	335	335	2075	16.14 %
Mt. Morris Township, Precinct 7	9	9	3	0	2	0	0	506	506	1475	34.31 %
Mt. Morris Township, Precinct 8	11	11	0	0	3	0	0	266	266	1261	21.09 %
Mt. Morris Township, Precinct 9	19	19	2	0	18	0	0	340	340	2251	15.10 %
Mt. Morris Township, Precinct 10	10	10	1	0	7	0	0	252	252	1216	20.72 %
Mt. Morris Township, Precinct 11	8	8	0	0	4	0	0	328	328	1367	23.99 %
City of Swartz Creek, Precinct 1	115	115	17	0	6	0	0	402	402	1136	35.39 %
City of Swartz Creek, Precinct 2	97	97	7	0	9	0	0	340	340	1134	29.98 %
City of Swartz Creek, Precinct 3	62	62	4	0	5	2	0	256	256	1094	23.40 %
City of Swartz Creek, Precinct 4	147	147	22	0	12	1	0	585	585	1235	47.37 %
Totals	**3018**	**3018**	**328**	**0**	**495**	**12**	**0**	**18969**	**18969**	**67054**	**28.29 %**

Representative in State Legislature 50th District - Republican Party - Vote for not more than 1

Precinct	Christina Fitchett-Hickson	Lynne Freiberger	Lynn S. Hukee	[illegible]	[illegible]	Overvotes	Invalid Votes	[illegible]	[illegible]	Election Day Voting Ballots Cast	Total Ballots Cast	Registered Voters	Turnout Percentage
City of Burton, Precinct 1	54	47	33	134	18	0	15	0	0	568	568	2061	27.56 %
City of Burton, Precinct 2	43	40	30	113	5	1	15	1	0	415	415	2035	20.39 %
City of Burton, Precinct 3	62	87	49	198	19	1	29	1	0	711	711	2570	27.67 %
City of Burton, Precinct 4	50	33	22	105	5	0	13	1	0	389	389	2503	15.54 %
City of Burton, Precinct 5	36	40	22	98	10	0	17	0	0	434	434	1629	26.64 %
City of Burton, Precinct 6	13	18	12	43	2	0	15	0	0	260	260	1852	14.04 %
City of Burton, Precinct 7	42	36	13	91	10	3	21	0	0	482	482	2131	22.62 %
City of Burton, Precinct 8	82	81	45	208	33	0	37	2	0	798	798	1849	43.16 %
City of Burton, Precinct 9	37	29	22	88	14	0	5	0	0	310	310	961	32.26 %
City of Burton, Precinct 10	78	88	41	207	17	0	35	1	0	795	795	2640	30.11 %
City of Burton, Precinct 11	45	53	38	136	16	0	10	1	0	489	489	1533	31.90 %
City of Burton, Precinct 12	55	49	46	150	13	1	16	1	0	509	509	1614	31.54 %
City of Grand Blanc, Precinct 1	63	50	30	143	26	1	6	0	0	510	510	1189	42.89 %
City of Grand Blanc, Precinct 2	43	38	25	106	23	0	25	0	0	499	499	1349	36.99 %
City of Grand Blanc, Precinct 3	49	57	52	158	44	0	10	0	0	599	599	1522	39.36 %
City of Grand Blanc, Precinct 4	80	44	24	148	27	0	23	0	0	636	636	2059	30.89 %
Grand Blanc Township, Precinct 1	83	67	52	202	44	1	16	0	0	836	836	2296	36.41 %
Grand Blanc Township, Precinct 2	46	38	32	116	18	0	6	0	0	369	369	1306	28.25 %
Grand Blanc Township, Precinct 3	69	49	33	151	30	0	6	0	0	459	459	1466	31.31 %

Representative in State Legislature 50th District - Republican Party - Vote for not more than 1

Precinct	Christina Fitchett-Hickson	Lynne Freiberger	Lynn S. Hukee	Cast Votes	Undervotes	Overvotes	Invalid Votes	[illegible]	[illegible]	Election Day Voting Ballots Cast	Total Ballots Cast	Registered Voters	Turnout Percentage
Grand Blanc Township, Precinct 4	54	74	36	164	45	0	10	0	0	626	626	1961	31.92 %
Grand Blanc Township, Precinct 5	46	48	42	136	47	1	11	0	0	464	464	2489	18.64 %
Grand Blanc Township, Precinct 6	98	69	55	222	47	0	21	0	0	730	730	2768	26.37 %
Grand Blanc Township, Precinct 7	36	34	19	89	15	1	7	0	0	514	514	1197	42.94 %
Grand Blanc Township, Precinct 8	139	93	84	316	101	3	21	0	0	947	947	2189	43.26 %
Grand Blanc Township, Precinct 9	86	70	41	197	35	0	30	0	0	771	771	1830	42.13 %
Grand Blanc Township, Precinct 10	113	110	75	298	84	2	16	0	0	767	767	1297	59.14 %
Grand Blanc Township, Precinct 11	39	22	28	89	7	1	9	0	0	344	344	1477	23.29 %
Grand Blanc Township, Precinct 12	43	22	13	78	13	0	5	0	0	342	342	1513	22.60 %
Grand Blanc Township, Precinct 13	48	56	40	144	48	0	12	2	0	516	516	1436	35.93 %
Grand Blanc Township, Precinct 14	81	82	59	222	62	0	23	0	0	779	779	2136	36.47 %
Grand Blanc Township, Precinct 15	128	93	54	275	61	0	17	0	0	748	748	1696	44.10 %
Grand Blanc Township, Precinct 16	23	18	18	59	5	0	9	0	0	338	338	1458	23.18 %
Grand Blanc Township, Precinct 17	71	84	64	219	74	1	15	0	0	743	743	2098	35.41 %
Mundy Township, Precinct 1	62	60	40	162	29	0	28	0	0	742	742	2142	34.64 %

Representative in State Legislature 50th District - Republican Party - Vote for not more than 1

Precinct	Christina Fitchett-Hickson	Lynne Freiberger	[illegible]	[illegible]	[illegible]	[illegible]	[illegible]	Rejected write-in votes	[illegible]	Election Day Voting Ballots Cast	Total Ballots Cast	Registered Voters	Turnout Percentage
Mundy Township, Precinct 2	34	36	31	101	24	0	16	0	0	435	435	1372	31.71 %
Mundy Township, Precinct 3	44	49	41	134	16	1	28	0	0	537	537	1320	40.68 %
Mundy Township, Precinct 4	71	54	18	143	17	0	15	1	0	494	494	1262	39.14 %
Mundy Township, Precinct 5	24	25	45	94	9	0	6	0	0	289	289	742	38.95 %
Mundy Township, Precinct 6	50	30	49	129	18	0	14	0	0	506	506	1532	33.03 %
Mundy Township, Precinct 7	50	42	30	122	9	0	30	0	0	465	465	1398	33.26 %
Mundy Township, Precinct 8	37	37	31	105	24	0	15	1	0	402	402	1213	33.14 %
Mundy Township, Precinct 9	39	39	36	114	18	0	18	0	0	311	311	958	32.46 %
Totals	**2446**	**2191**	**1570**	**6207**	**1182**	**18**	**696**	**12**	**0**	**22878**	**22878**	**72049**	**31.75 %**

Representative in State Legislature 51st District - Republican Party - Vote for not more than 1

Precinct	Mike Mueller	Cast Votes	Undervotes	Overvotes	[illegible]	[illegible]	[illegible]	Election Day Voting Ballots Cast	Total Ballots Cast	Registered Voters	Turnout Percentage
Argentine Township, Precinct 1	349	349	12	0	35	2	0	760	760	2202	34.51 %
Argentine Township, Precinct 2	309	309	7	0	42	1	0	731	731	2339	31.25 %
Argentine Township, Precinct 3	89	89	7	0	11	0	0	207	207	672	30.80 %
Atlas Township, Precinct 1	377	377	82	0	19	0	0	778	778	1847	42.12 %
Atlas Township, Precinct 2	257	257	78	0	18	0	0	523	523	1059	49.39 %
Atlas Township, Precinct 3	458	458	116	0	24	0	0	861	861	1875	45.92 %
Atlas Township, Precinct 4	261	261	92	0	6	0	0	621	621	1326	46.83 %
Clayton Township, Precinct 1	228	228	15	0	23	0	0	805	805	1935	41.60 %
Clayton Township, Precinct 2	177	177	13	0	27	0	0	597	597	1630	36.63 %
Clayton Township, Precinct 3	108	108	2	0	12	0	0	383	383	1113	34.41 %
Clayton Township, Precinct 4	106	106	9	0	14	0	0	344	344	1221	28.17 %
City of Fenton, Precinct 1	181	181	14	0	21	0	0	537	537	1890	28.41 %
City of Fenton, Precinct 2	219	219	15	0	33	1	0	596	596	1839	32.41 %
City of Fenton, Precinct 3	167	167	9	0	18	0	0	504	504	1515	33.27 %
City of Fenton, Precinct 4	175	175	6	0	19	1	0	473	473	2272	20.82 %
City of Fenton, Precinct 5	148	148	8	1	16	0	0	410	410	2005	20.45 %
Fenton Township, Precinct 1	374	374	18	0	25	0	0	897	897	1840	48.75 %
Fenton Township, Precinct 2	377	377	29	1	27	0	0	927	927	1708	54.27 %
Fenton Township, Precinct 3	347	347	13	0	19	0	0	743	743	2509	29.61 %
Fenton Township, Precinct 4	325	325	21	0	16	0	0	692	692	1450	47.72 %
Fenton Township, Precinct 5	326	326	12	0	20	1	0	732	732	838	87.35 %

Representative in State Legislature 51st District - Republican Party - Vote for not more than 1

Precinct	Mike Mueller	[illegible]	[illegible]	[illegible]	[illegible]	[illegible]	[illegible]	Election Day Voting Ballots Cast	Total Ballots Cast	Registered Voters	Turnout Percentage
Fenton Township, Precinct 6	379	379	34	0	17	0	0	907	907	1627	55.75 %
Flushing Township, Precinct 1	211	211	11	0	13	0	0	563	563	1976	28.49 %
Flushing Township, Precinct 2	184	184	19	0	28	0	0	572	572	1666	34.33 %
Flushing Township, Precinct 3	292	292	26	0	34	1	0	944	944	2489	37.93 %
Flushing Township, Precinct 4	233	233	20	0	13	1	0	742	742	2016	36.81 %
Flushing Township, Precinct 5	80	80	9	0	5	0	0	194	194	609	31.86 %
Gaines Township, Precinct 1	213	213	15	0	23	0	0	605	605	1564	38.68 %
Gaines Township, Precinct 2	123	123	8	0	7	1	0	362	362	1132	31.98 %
Gaines Township, Precinct 3	115	115	18	0	8	0	0	306	306	841	36.39 %
Gaines Township, Precinct 4	219	219	13	0	22	0	0	566	566	1735	32.62 %
City of Linden, Precinct 1	213	213	6	0	32	0	0	510	510	1258	40.54 %
City of Linden, Precinct 2	244	244	9	0	60	1	0	601	601	1740	34.54 %
Totals	**7864**	**7864**	**766**	**2**	**707**	**10**	**0**	**19993**	**19993**	**53738**	**37.20 %**

Judge of Circuit Court 7th Circuit Non-Incumbent Position - Nonpartisan Party - Vote for not more than 1

Precinct	Chris Christenson	Herman Marable Jr.	[illegible]	[illegible]	[illegible]	[illegible]	[illegible]	[illegible]	[illegible]	Election Day Voting Ballots Cast	Total Ballots Cast	Registered Voters	Turnout Percentage
Argentine Township, Precinct 1	262	59	150	471	287	2	0	0	0	760	760	2202	34.51 %
Argentine Township, Precinct 2	218	72	152	442	287	1	0	1	0	731	731	2339	31.25 %
Argentine Township, Precinct 3	61	20	34	115	91	1	0	0	0	207	207	672	30.80 %
Atlas Township, Precinct 1	250	52	208	510	265	1	0	2	0	778	778	1847	42.12 %
Atlas Township, Precinct 2	120	48	147	315	206	2	0	0	0	523	523	1059	49.39 %
Atlas Township, Precinct 3	211	62	235	508	346	5	0	2	0	861	861	1875	45.92 %
Atlas Township, Precinct 4	165	50	162	377	241	2	0	1	0	621	621	1326	46.83 %
City of Burton, Precinct 1	147	133	138	418	148	0	0	2	0	568	568	2061	27.56 %
City of Burton, Precinct 2	135	48	98	281	132	2	0	0	0	415	415	2035	20.39 %
City of Burton, Precinct 3	244	112	134	490	218	1	0	2	0	711	711	2570	27.67 %
City of Burton, Precinct 4	115	74	75	264	123	0	0	2	0	389	389	2503	15.54 %
City of Burton, Precinct 5	146	64	98	308	123	1	0	2	0	434	434	1629	26.64 %
City of Burton, Precinct 6	72	50	67	189	70	0	0	1	0	260	260	1852	14.04 %
City of Burton, Precinct 7	111	129	106	346	134	0	0	2	0	482	482	2131	22.62 %
City of Burton, Precinct 8	245	107	275	627	170	1	0	0	0	798	798	1849	43.16 %
City of Burton, Precinct 9	93	32	75	200	109	0	0	1	0	310	310	961	32.26 %
City of Burton, Precinct 10	242	144	179	565	229	0	0	1	0	795	795	2640	30.11 %
City of Burton, Precinct 11	187	64	107	358	130	0	0	1	0	489	489	1533	31.90 %
City of Burton, Precinct 12	180	74	112	366	142	0	0	1	0	509	509	1614	31.54 %
Clayton Township, Precinct 1	291	108	159	558	244	0	0	3	0	805	805	1935	41.60 %
Clayton Township, Precinct 2	180	80	130	390	207	0	0	0	0	597	597	1630	36.63 %

Judge of Circuit Court 7th Circuit Non-Incumbent Position - Nonpartisan Party - Vote for not more than 1

Precinct	Chris Christenson	Herman Marable Jr.	Stephanie Wituckl	Cast Votes	Undervotes	Overvotes	Invalid Votes	[illegible]	[illegible]	Election Day Voting Ballots Cast	Total Ballots Cast	Registered Voters	Turnout Percentage
Clayton Township, Precinct 3	136	55	90	281	102	0	0	0	0	383	383	1113	34.41 %
Clayton Township, Precinct 4	110	34	77	221	118	0	0	5	0	344	344	1221	28.17 %
City of Clio, Precinct 1	148	65	127	340	159	1	0	0	0	500	500	1947	25.68 %
City of Davison, Precinct 1	78	32	83	193	88	0	0	1	0	282	282	995	28.34 %
City of Davison, Precinct 2	53	31	103	187	91	0	0	0	0	278	278	1028	27.04 %
City of Davison, Precinct 3	126	33	115	274	131	0	0	0	0	405	405	1200	33.75 %
City of Davison, Precinct 4	74	30	103	207	128	0	0	1	0	336	336	990	33.94 %
Davison Township, Precinct 1	193	82	175	450	213	1	0	2	0	666	666	1907	34.92 %
Davison Township, Precinct 2	258	60	213	531	233	0	0	2	0	766	766	1773	43.20 %
Davison Township, Precinct 3	194	47	129	370	179	0	0	0	0	549	549	1429	38.42 %
Davison Township, Precinct 4	258	94	191	543	243	0	0	1	0	787	787	1839	42.79 %
Davison Township, Precinct 5	108	51	136	295	114	1	0	0	0	410	410	1950	21.03 %
Davison Township, Precinct 6	159	78	130	367	150	0	0	1	0	518	518	2286	22.66 %
Davison Township, Precinct 7	142	57	132	331	166	0	0	0	0	497	497	1476	33.67 %
Davison Township, Precinct 8	161	41	133	335	125	2	0	0	0	462	462	1010	45.74 %
Davison Township, Precinct 9	207	51	146	404	144	3	0	1	0	552	552	1615	34.18 %
City of Fenton, Precinct 1	149	71	126	346	189	0	0	2	0	537	537	1890	28.41 %
City of Fenton, Precinct 2	183	63	152	398	198	0	0	0	0	596	596	1839	32.41 %
City of Fenton, Precinct 3	176	56	105	337	163	3	0	1	0	504	504	1515	33.27 %
City of Fenton, Precinct 4	141	48	126	315	155	0	0	3	0	473	473	2272	20.82 %
City of Fenton, Precinct 5	122	37	94	253	156	1	0	0	0	410	410	2005	20.45 %

Judge of Circuit Court 7th Circuit Non-Incumbent Position - Nonpartisan Party - Vote for not more than 1

Precinct	Chris Christenson	Herman Marable Jr.	Stephanie Witucki	[illegible]	[illegible]	Overvotes	[illegible]	[illegible]	[illegible]	Election Day Voting Ballots Cast	Total Ballots Cast	Registered Voters	Turnout Percentage
Fenton Township, Precinct 1	301	98	220	619	274	3	0	1	0	897	897	1840	48.75 %
Fenton Township, Precinct 2	267	94	236	597	329	1	0	0	0	927	927	1708	54.27 %
Fenton Township, Precinct 3	212	61	215	488	252	3	0	0	0	743	743	2509	29.61 %
Fenton Township, Precinct 4	256	63	160	479	212	1	0	0	0	692	692	1450	47.72 %
Fenton Township, Precinct 5	227	84	198	509	223	0	0	0	0	732	732	838	87.35 %
Fenton Township, Precinct 6	323	57	221	601	303	1	0	2	0	907	907	1627	55.75 %
City of Flint, Precinct 1	57	277	21	355	78	1	0	0	0	434	434	1771	24.51 %
City of Flint, Precinct 2	30	255	22	307	67	0	0	2	0	376	376	1675	22.45 %
City of Flint, Precinct 3	7	89	15	111	41	1	0	0	0	153	153	913	16.76 %
City of Flint, Precinct 4	30	261	32	323	59	0	0	1	0	383	383	1923	19.92 %
City of Flint, Precinct 5	28	154	15	197	43	0	0	0	0	240	240	1503	15.97 %
City of Flint, Precinct 6	33	201	21	255	48	1	0	0	0	304	304	1509	20.15 %
City of Flint, Precinct 7	11	75	10	96	19	0	0	0	0	115	115	789	14.58 %
City of Flint, Precinct 8	36	239	25	300	71	1	0	0	0	372	372	1349	27.58 %
City of Flint, Precinct 9	17	135	8	160	36	1	0	3	0	200	200	852	23.47 %
City of Flint, Precinct 10	26	144	15	185	38	0	0	0	0	223	223	1338	16.67 %
City of Flint, Precinct 11	28	160	21	209	63	0	0	1	0	273	273	1259	21.68 %
City of Flint, Precinct 12	32	166	18	216	49	0	0	0	0	265	265	1026	25.83 %
City of Flint, Precinct 13	0	11	2	13	5	0	0	0	0	18	18	126	14.29 %
City of Flint, Precinct 14	8	211	17	236	38	2	0	2	0	278	278	1412	19.69 %
City of Flint, Precinct 15	10	62	11	83	27	0	0	1	0	111	111	686	16.18 %

Judge of Circuit Court 7th Circuit Non-Incumbent Position - Nonpartisan Party - Vote for not more than 1

Precinct	Chris Christenson	Herman Marable Jr.	Stephanie Wlucki	[illegible]	[illegible]	Overvotes	[illegible]	[illegible]	[illegible]	Election Day Voting Ballots Cast	Total Ballots Cast	Registered Voters	Turnout Percentage
City of Flint, Precinct 16	32	191	26	249	61	0	0	0	0	310	310	1772	17.49 %
City of Flint, Precinct 17	15	104	4	123	30	0	0	1	0	154	154	1047	14.71 %
City of Flint, Precinct 18	7	60	9	76	27	1	0	0	0	104	104	666	15.62 %
City of Flint, Precinct 19	34	27	11	72	19	0	0	0	0	91	91	1043	8.72 %
City of Flint, Precinct 20	47	72	30	149	40	0	0	1	0	190	190	1163	16.34 %
City of Flint, Precinct 21	15	52	13	80	26	0	0	0	0	106	106	1200	8.83 %
City of Flint, Precinct 22	128	116	74	318	79	0	0	0	0	397	397	1900	20.89 %
City of Flint, Precinct 23	24	33	21	78	31	0	0	1	0	110	110	1276	8.62 %
City of Flint, Precinct 24	40	38	33	111	35	0	0	0	0	146	146	1253	11.65 %
City of Flint, Precinct 25	90	84	55	229	71	0	0	0	0	300	300	1805	16.62 %
City of Flint, Precinct 26	37	48	24	109	32	0	0	0	0	141	141	1168	12.07 %
City of Flint, Precinct 27	8	14	5	27	5	0	0	0	0	32	32	269	11.90 %
City of Flint, Precinct 28	49	158	25	232	45	0	0	2	0	279	279	1447	19.28 %
City of Flint, Precinct 29	43	292	35	370	72	0	0	2	0	444	444	1940	22.89 %
City of Flint, Precinct 30	6	5	2	13	8	0	0	0	0	21	21	239	8.79 %
City of Flint, Precinct 31	33	73	31	137	28	0	0	0	0	165	165	1507	10.95 %
City of Flint, Precinct 32	24	40	14	78	19	0	0	1	0	98	98	567	17.28 %
City of Flint, Precinct 33	5	19	6	30	6	1	0	0	0	37	37	353	10.48 %
City of Flint, Precinct 34	5	6	7	18	7	0	0	0	0	25	25	206	12.14 %
City of Flint, Precinct 35	6	21	10	37	12	0	0	0	0	49	49	295	16.61 %
City of Flint, Precinct 36	1	5	2	8	1	0	0	0	0	9	9	101	8.91 %

Judge of Circuit Court 7th Circuit Non-Incumbent Position - Nonpartisan Party - Vote for not more than 1

Precinct	Chris Christenson	Herman Marable Jr.	[illegible]	[illegible]	[illegible]	[illegible]	[illegible]	Rejected write-in votes	[illegible]	Election Day Voting Ballots Cast	Total Ballots Cast	Registered Voters	Turnout Percentage
City of Flint, Precinct 37	14	106	12	132	52	0	0	0	0	184	184	1080	17.04 %
City of Flint, Precinct 38	16	7	9	32	8	0	0	0	0	40	40	369	10.84 %
City of Flint, Precinct 39	26	159	21	206	46	0	0	2	0	254	254	1203	21.11 %
City of Flint, Precinct 40	98	356	46	500	90	1	0	2	0	593	593	1783	33.26 %
City of Flint, Precinct 41	32	140	18	190	36	0	0	1	0	227	227	1255	18.09 %
City of Flint, Precinct 42	86	161	68	315	66	1	0	1	0	383	383	1254	30.54 %
City of Flint, Precinct 43	20	23	7	50	13	0	0	0	0	63	63	502	12.55 %
City of Flint, Precinct 44	71	131	53	255	50	0	0	1	0	306	306	1428	21.43 %
City of Flint, Precinct 45	123	245	99	467	81	1	0	0	0	549	549	2289	23.98 %
City of Flint, Precinct 46	189	117	93	399	55	0	0	0	0	454	454	1225	37.06 %
City of Flint, Precinct 47	19	62	34	115	26	0	0	0	0	141	141	600	23.50 %
City of Flint, Precinct 48	120	173	84	377	81	3	0	1	0	462	462	1253	36.87 %
City of Flint, Precinct 49	92	486	38	616	93	1	0	0	0	710	710	2095	33.89 %
City of Flint, Precinct 50	42	305	23	370	60	1	0	1	0	432	432	1799	24.01 %
City of Flint, Precinct 51	187	118	95	400	63	2	0	1	0	466	466	1394	33.43 %
City of Flint, Precinct 52	82	93	43	218	64	1	0	0	0	283	283	1721	16.44 %
City of Flint, Precinct 53	81	85	40	206	44	1	0	0	0	251	251	1535	16.35 %
City of Flint, Precinct 54	36	33	18	87	24	0	0	1	0	112	112	539	20.78 %
City of Flint, Precinct 55	78	82	42	202	42	1	0	0	0	245	245	1708	14.34 %
City of Flint, Precinct 56	117	363	77	557	100	0	0	0	0	657	657	2057	31.94 %
City of Flint, Precinct 57	101	120	101	322	81	0	0	1	0	404	404	2094	19.29 %

Judge of Circuit Court 7th Circuit Non-Incumbent Position - Nonpartisan Party - Vote for not more than 1

Precinct	Chris Christenson	Herman Marable Jr.	Stephanie Witucki	Cast Votes	Undervotes	Overvotes	Invalid Votes	[illegible]	[illegible]	Election Day Voting Ballots Cast	Total Ballots Cast	Registered Voters	Turnout Percentage
City of Flint, Precinct 58	99	63	66	228	64	1	0	1	0	294	294	1903	15.45 %
City of Flint, Precinct 59	36	39	23	98	38	0	0	0	0	136	136	1071	12.70 %
City of Flint, Precinct 60	106	240	65	411	89	1	0	0	0	501	501	1964	25.51 %
City of Flint, Precinct 61	13	28	5	46	12	0	0	4	0	62	62	1465	4.23 %
Flint Township, Precinct 1	262	290	108	660	177	1	0	1	0	839	839	1821	46.07 %
Flint Township, Precinct 2	136	152	74	362	129	0	0	1	0	492	492	1401	35.12 %
Flint Township, Precinct 3	227	116	122	465	210	0	0	2	0	677	677	2143	31.59 %
Flint Township, Precinct 4	172	338	94	604	232	1	0	0	0	837	837	2256	37.10 %
Flint Township, Precinct 5	220	202	160	582	204	1	0	0	0	787	787	2023	38.90 %
Flint Township, Precinct 6	161	146	93	400	152	0	0	2	0	554	554	2859	19.38 %
Flint Township, Precinct 7	79	303	50	432	125	1	0	3	0	561	561	1848	30.36 %
Flint Township, Precinct 8	10	5	6	21	8	0	0	1	0	30	30	169	17.75 %
Flint Township, Precinct 9	73	129	42	244	88	0	0	0	0	332	332	2576	12.89 %
Flint Township, Precinct 10	95	91	74	260	86	1	0	0	0	347	347	1066	32.55 %
Flint Township, Precinct 11	99	88	47	234	107	1	0	1	0	343	343	1093	31.38 %
Flint Township, Precinct 12	145	56	83	284	116	0	0	0	0	400	400	1520	26.32 %
Flint Township, Precinct 13	98	80	81	259	97	1	0	0	0	357	357	997	35.81 %
Flint Township, Precinct 14	140	104	107	351	134	0	0	0	0	485	485	1828	26.53 %
Flint Township, Precinct 15	147	71	99	317	150	2	0	1	0	470	470	1604	29.30 %
City of Flushing, Precinct 1	158	68	120	346	71	1	0	1	0	419	419	1093	38.33 %
City of Flushing, Precinct 2	179	60	126	365	107	0	0	1	0	473	473	1106	42.77 %

Judge of Circuit Court 7th Circuit Non-Incumbent Position - Nonpartisan Party - Vote for not more than 1

Precinct	Chris Christenson	Herman Marable Jr.	[illegible]	[illegible]	[illegible]	[illegible]	[illegible]	[illegible]	[illegible]	Election Day Voting Ballots Cast	Total Ballots Cast	Registered Voters	Turnout Percentage
City of Flushing, Precinct 3	271	73	121	465	144	2	0	1	0	612	612	1414	43.28 %
City of Flushing, Precinct 4	229	88	135	452	141	0	0	2	0	595	595	1454	40.92 %
City of Flushing, Precinct 5	209	63	145	417	161	0	0	0	0	578	578	1594	36.26 %
Flushing Township, Precinct 1	180	77	112	369	191	0	0	3	0	563	563	1976	28.49 %
Flushing Township, Precinct 2	150	71	161	382	189	0	0	1	0	572	572	1666	34.33 %
Flushing Township, Precinct 3	302	106	218	626	315	1	0	2	0	944	944	2489	37.93 %
Flushing Township, Precinct 4	277	89	171	537	205	0	0	0	0	742	742	2016	36.81 %
Flushing Township, Precinct 5	66	15	43	124	70	0	0	0	0	194	194	609	31.86 %
Forest Township, Precinct 1	86	33	80	199	107	0	0	1	0	307	307	960	31.98 %
Forest Township, Precinct 2	150	57	112	319	221	0	0	1	0	541	541	1317	41.08 %
Forest Township, Precinct 3	115	60	87	262	136	2	0	0	0	400	400	1251	31.97 %
Gaines Township, Precinct 1	198	55	136	389	214	1	0	1	0	605	605	1564	38.68 %
Gaines Township, Precinct 2	131	34	66	231	129	2	0	0	0	362	362	1132	31.98 %
Gaines Township, Precinct 3	106	29	61	196	108	1	0	1	0	306	306	841	36.39 %
Gaines Township, Precinct 4	205	47	137	389	175	2	0	0	0	566	566	1735	32.62 %
Genesee Township, Precinct 1	96	57	55	208	109	1	0	1	0	319	319	1418	22.50 %
Genesee Township, Precinct 2	47	136	39	222	65	0	0	1	0	288	288	1542	18.68 %
Genesee Township, Precinct 3	119	60	57	236	140	0	0	1	0	377	377	1449	26.02 %
Genesee Township, Precinct 4	220	105	111	436	203	2	0	1	0	642	642	1959	32.77 %
Genesee Township, Precinct 5	105	59	77	241	106	1	0	0	0	348	348	1217	28.59 %
Genesee Township, Precinct 6	152	76	92	320	142	0	0	3	0	465	465	2341	19.86 %

Judge of Circuit Court 7th Circuit Non-Incumbent Position - Nonpartisan Party - Vote for not more than 1

Precinct	Chris Christenson	Herman Marable Jr.	Stephanie Wituckl	[illegible]	[illegible]	Overvotes	[illegible]	[illegible]	[illegible]	Election Day Voting Ballots Cast	Total Ballots Cast	Registered Voters	Turnout Percentage
Genesee Township, Precinct 7	190	66	91	347	170	2	0	2	0	521	521	1649	31.59 %
Genesee Township, Precinct 8	231	129	163	523	232	1	0	0	0	756	756	2420	31.24 %
Genesee Township, Precinct 9	203	93	99	395	164	1	0	0	0	560	560	2022	27.70 %
City of Grand Blanc, Precinct 1	207	49	145	401	108	0	0	1	0	510	510	1189	42.89 %
City of Grand Blanc, Precinct 2	141	84	124	349	150	0	0	0	0	499	499	1349	36.99 %
City of Grand Blanc, Precinct 3	162	110	168	440	158	1	0	0	0	599	599	1522	39.36 %
City of Grand Blanc, Precinct 4	191	101	177	469	165	0	0	2	0	636	636	2059	30.89 %
Grand Blanc Township, Precinct 1	221	188	202	611	222	3	0	0	0	836	836	2296	36.41 %
Grand Blanc Township, Precinct 2	116	63	86	265	104	0	0	0	0	369	369	1306	28.25 %
Grand Blanc Township, Precinct 3	141	55	107	303	156	0	0	0	0	459	459	1466	31.31 %
Grand Blanc Township, Precinct 4	169	116	162	447	179	0	0	0	0	626	626	1961	31.92 %
Grand Blanc Township, Precinct 5	146	64	117	327	136	1	0	0	0	464	464	2489	18.64 %
Grand Blanc Township, Precinct 6	246	100	211	557	172	0	0	1	0	730	730	2768	26.37 %
Grand Blanc Township, Precinct 7	124	175	81	380	132	2	0	0	0	514	514	1197	42.94 %
Grand Blanc Township, Precinct 8	308	110	308	726	217	3	0	1	0	947	947	2189	43.26 %
Grand Blanc Township, Precinct 9	190	145	235	570	200	1	0	0	0	771	771	1830	42.13 %
Grand Blanc Township, Precinct 10	222	97	179	498	266	2	0	1	0	767	767	1297	59.14 %

Judge of Circuit Court 7th Circuit Non-Incumbent Position - Nonpartisan Party - Vote for not more than 1

Precinct	Chris Christenson	Herman Marable Jr.	Stephanie Witucki	Cast Votes	[illegible]	[illegible]	[illegible]	[illegible]	Unresolved write-in votes	Election Day Voting Ballots Cast	Total Ballots Cast	Registered Voters	Turnout Percentage
Grand Blanc Township, Precinct 11	88	71	84	243	100	0	0	1	0	344	344	1477	23.29 %
Grand Blanc Township, Precinct 12	76	82	89	247	91	2	0	2	0	342	342	1513	22.60 %
Grand Blanc Township, Precinct 13	135	73	131	339	174	1	0	2	0	516	516	1436	35.93 %
Grand Blanc Township, Precinct 14	219	96	242	557	219	1	0	2	0	779	779	2136	36.47 %
Grand Blanc Township, Precinct 15	238	85	215	538	208	1	0	1	0	748	748	1696	44.10 %
Grand Blanc Township, Precinct 16	78	91	72	241	92	1	0	4	0	338	338	1458	23.18 %
Grand Blanc Township, Precinct 17	255	128	170	553	185	5	0	0	0	743	743	2098	35.41 %
City of Linden, Precinct 1	170	42	108	320	190	0	0	0	0	510	510	1258	40.54 %
City of Linden, Precinct 2	207	65	134	406	195	0	0	0	0	601	601	1740	34.54 %
City of Montrose, Precinct 1	87	33	68	188	122	0	0	0	0	310	310	1303	23.79 %
Montrose Township, Precinct 1	98	42	50	190	97	0	0	1	0	288	288	1180	24.41 %
Montrose Township, Precinct 2	79	29	60	168	96	0	0	0	0	264	264	1062	24.86 %
Montrose Township, Precinct 3	87	18	112	217	121	1	0	1	0	340	340	1301	26.13 %
Montrose Township, Precinct 4	102	41	82	225	133	0	0	0	0	358	358	1235	28.99 %
City of Mt. Morris, Precinct 1	45	41	24	110	56	0	0	1	0	167	167	932	17.92 %
City of Mt. Morris, Precinct 2	78	38	52	168	96	1	0	0	0	265	265	1441	18.39 %
Mt. Morris Township, Precinct 1	70	58	35	163	52	0	0	1	0	216	216	993	21.75 %

Judge of Circuit Court 7th Circuit Non-Incumbent Position - Nonpartisan Party - Vote for not more than 1

Precinct	Chris Christenson	Herman Marable Jr.	Stephanie Witucki	[illegible]	[illegible]	Overvotes	Invalid Votes	[illegible]	[illegible]	Election Day Voting Ballots Cast	Total Ballots Cast	Registered Voters	Turnout Percentage
Mt. Morris Township, Precinct 2	133	58	83	274	188	0	0	0	0	462	462	1423	32.47 %
Mt. Morris Township, Precinct 3	109	46	66	221	112	0	0	0	0	333	333	1519	21.92 %
Mt. Morris Township, Precinct 4	216	118	106	440	161	2	0	1	0	604	604	1972	30.63 %
Mt. Morris Township, Precinct 5	92	116	43	251	95	0	0	0	0	346	346	1187	29.15 %
Mt. Morris Township, Precinct 6	92	92	45	229	105	1	0	0	0	335	335	2075	16.14 %
Mt. Morris Township, Precinct 7	78	278	31	387	119	0	0	0	0	506	506	1475	34.31 %
Mt. Morris Township, Precinct 8	29	140	15	184	77	0	0	5	0	266	266	1261	21.09 %
Mt. Morris Township, Precinct 9	46	147	35	228	110	0	0	2	0	340	340	2251	15.10 %
Mt. Morris Township, Precinct 10	32	140	10	182	68	0	0	2	0	252	252	1216	20.72 %
Mt. Morris Township, Precinct 11	33	172	19	224	100	0	0	4	0	328	328	1367	23.99 %
Mundy Township, Precinct 1	243	102	195	540	201	0	0	1	0	742	742	2142	34.64 %
Mundy Township, Precinct 2	132	50	88	270	164	1	0	0	0	435	435	1372	31.71 %
Mundy Township, Precinct 3	142	74	153	369	164	2	0	2	0	537	537	1320	40.68 %
Mundy Township, Precinct 4	164	45	137	346	145	3	0	0	0	494	494	1262	39.14 %
Mundy Township, Precinct 5	101	27	59	187	102	0	0	0	0	289	289	742	38.95 %
Mundy Township, Precinct 6	152	109	109	370	133	1	0	2	0	506	506	1532	33.03 %
Mundy Township, Precinct 7	138	59	141	338	127	0	0	0	0	465	465	1398	33.26 %

Judge of Circuit Court 7th Circuit Non-Incumbent Position - Nonpartisan Party - Vote for not more than 1

Precinct	Chris Christenson	Herman Marable Jr.	[illegible]	[illegible]	[illegible]	[illegible]	[illegible]	[illegible]	Unresolved write-in votes	Election Day Voting Ballots Cast	Total Ballots Cast	Registered Voters	Turnout Percentage
Mundy Township, Precinct 8	137	41	106	284	118	0	0	0	0	402	402	1213	33.14 %
Mundy Township, Precinct 9	105	27	66	198	113	0	0	0	0	311	311	958	32.46 %
Richfield Township, Precinct 1	190	92	123	405	248	0	0	2	0	655	655	2017	32.47 %
Richfield Township, Precinct 2	311	79	222	612	362	1	0	3	0	978	978	2522	38.78 %
Richfield Township, Precinct 3	219	70	164	453	270	0	0	0	0	723	723	2149	33.64 %
City of Swartz Creek, Precinct 1	144	45	100	289	112	1	0	0	0	402	402	1136	35.39 %
City of Swartz Creek, Precinct 2	117	45	75	237	102	1	0	0	0	340	340	1134	29.98 %
City of Swartz Creek, Precinct 3	84	37	54	175	79	1	0	1	0	256	256	1094	23.40 %
City of Swartz Creek, Precinct 4	226	38	116	380	205	0	0	0	0	585	585	1235	47.37 %
Thetford Township, Precinct 1	104	52	66	222	196	0	0	0	0	418	418	1756	23.80 %
Thetford Township, Precinct 2	91	42	46	179	113	1	0	1	0	294	294	781	37.64 %
Thetford Township, Precinct 3	128	51	75	254	206	0	0	0	0	460	460	1367	33.65 %
Thetford Township, Precinct 4	142	62	91	295	210	1	0	0	0	506	506	1633	30.99 %
Vienna Township, Precinct 1	271	93	132	496	301	2	0	2	0	801	801	2182	36.71 %
Vienna Township, Precinct 2	224	58	124	406	202	0	0	2	0	610	610	2079	29.34 %
Vienna Township, Precinct 3	231	74	165	470	272	1	0	2	0	745	745	2636	28.26 %
Vienna Township, Precinct 4	213	96	129	438	189	3	0	1	0	631	631	2097	30.09 %
Vienna Township, Precinct 5	174	44	114	332	172	1	0	1	0	506	506	1372	36.88 %
Totals	**27501**	**20074**	**20035**	**67610**	**27717**	**142**	**0**	**174**	**0**	**95643**	**95643**	**325959**	**29.34 %**

Judge of District Court 67-5A District Non-Incumbent Position - Nonpartisan Party - Vote for not more than 1

Precinct	Heather Burnash	Glenn Cotton	Torchio W. Feaster	Tabitha M. Marsh	[illegible]	[illegible]	[illegible]	Invalid Votes	Rejected write-in votes	Unresolved write-in votes	Election Day Voting Ballots Cast	Total Ballots Cast	Registered Voters	Turnout Percentage
City of Flint, Precinct 1	23	41	95	194	353	80	0	0	1	0	434	434	1771	24.51 %
City of Flint, Precinct 2	9	37	95	162	303	72	0	0	1	0	376	376	1675	22.45 %
City of Flint, Precinct 3	11	7	35	61	114	39	0	0	0	0	153	153	913	16.76 %
City of Flint, Precinct 4	9	15	87	208	319	59	3	0	2	0	383	383	1923	19.92 %
City of Flint, Precinct 5	8	25	47	122	202	38	0	0	0	0	240	240	1503	15.97 %
City of Flint, Precinct 6	6	35	70	142	253	48	3	0	0	0	304	304	1509	20.15 %
City of Flint, Precinct 7	7	12	19	56	94	21	0	0	0	0	115	115	789	14.58 %
City of Flint, Precinct 8	11	30	80	181	302	70	0	0	0	0	372	372	1349	27.58 %
City of Flint, Precinct 9	8	10	45	97	160	39	1	0	0	0	200	200	852	23.47 %
City of Flint, Precinct 10	6	15	57	107	185	38	0	0	0	0	223	223	1338	16.67 %
City of Flint, Precinct 11	13	22	62	112	209	63	1	0	0	0	273	273	1259	21.68 %
City of Flint, Precinct 12	13	29	42	130	214	51	0	0	0	0	265	265	1026	25.83 %
City of Flint, Precinct 13	0	0	0	13	13	5	0	0	0	0	18	18	126	14.29 %
City of Flint, Precinct 14	24	27	59	127	237	38	2	0	1	0	278	278	1412	19.69 %
City of Flint, Precinct 15	5	5	16	57	83	27	0	0	1	0	111	111	686	16.18 %
City of Flint, Precinct 16	12	37	68	129	246	63	0	0	1	0	310	310	1772	17.49 %
City of Flint, Precinct 17	8	13	25	76	122	32	0	0	0	0	154	154	1047	14.71 %
City of Flint, Precinct 18	3	7	12	54	76	28	0	0	0	0	104	104	666	15.62 %
City of Flint, Precinct 19	28	14	5	26	73	18	0	0	0	0	91	91	1043	8.72 %
City of Flint, Precinct 20	32	16	43	59	150	38	0	0	2	0	190	190	1163	16.34 %
City of Flint, Precinct 21	17	12	14	36	79	27	0	0	0	0	106	106	1200	8.83 %

Judge of District Court 67-5A District Non-Incumbent Position - Nonpartisan Party - Vote for not more than 1

Precinct	Heather Burnash	Glenn Cotton	Torchio W. Feaster	Tabitha M. Marsh	[illegible]	[illegible]	Overvotes	[illegible]	[illegible]	[illegible]	Election Day Voting Ballots Cast	Total Ballots Cast	Registered Voters	Turnout Percentage
City of Flint, Precinct 22	135	51	31	95	312	82	3	0	0	0	397	397	1900	20.89 %
City of Flint, Precinct 23	31	6	9	29	75	33	0	0	2	0	110	110	1276	8.62 %
City of Flint, Precinct 24	49	11	6	43	109	37	0	0	0	0	146	146	1253	11.65 %
City of Flint, Precinct 25	107	31	29	59	226	74	0	0	0	0	300	300	1805	16.62 %
City of Flint, Precinct 26	49	21	7	32	109	32	0	0	0	0	141	141	1168	12.07 %
City of Flint, Precinct 27	16	2	3	4	25	7	0	0	0	0	32	32	269	11.90 %
City of Flint, Precinct 28	17	15	60	138	230	46	1	0	2	0	279	279	1447	19.28 %
City of Flint, Precinct 29	24	19	126	195	364	78	2	0	0	0	444	444	1940	22.89 %
City of Flint, Precinct 30	8	4	0	3	15	6	0	0	0	0	21	21	239	8.79 %
City of Flint, Precinct 31	35	19	31	49	134	31	0	0	0	0	165	165	1507	10.95 %
City of Flint, Precinct 32	41	4	13	20	78	19	0	0	1	0	98	98	567	17.28 %
City of Flint, Precinct 33	9	5	5	12	31	6	0	0	0	0	37	37	353	10.48 %
City of Flint, Precinct 34	6	3	3	8	20	5	0	0	0	0	25	25	206	12.14 %
City of Flint, Precinct 35	12	5	8	12	37	12	0	0	0	0	49	49	295	16.61 %
City of Flint, Precinct 36	1	1	1	4	7	1	1	0	0	0	9	9	101	8.91 %
City of Flint, Precinct 37	5	7	35	87	134	50	0	0	0	0	184	184	1080	17.04 %
City of Flint, Precinct 38	12	2	2	14	30	9	0	0	1	0	40	40	369	10.84 %
City of Flint, Precinct 39	9	18	70	113	210	44	0	0	0	0	254	254	1203	21.11 %
City of Flint, Precinct 40	23	56	139	281	499	93	0	0	1	0	593	593	1783	33.26 %
City of Flint, Precinct 41	15	30	51	93	189	37	0	0	1	0	227	227	1255	18.09 %
City of Flint, Precinct 42	98	19	75	126	318	63	1	0	1	0	383	383	1254	30.54 %

Genesee County, Michigan

Primary Election, Tuesday, August 4, 2020

8/4/2020

Judge of District Court 67-5A District Non-Incumbent Position - Nonpartisan Party - Vote for not more than 1

Precinct	Heather Burnash	Glenn Cotton	Torchio W. Feaster	Tabitha M. Marsh	[illegible]	[illegible]	[illegible]	[illegible]	[illegible]	Unresolved write-in votes	Election Day Voting Ballots Cast	Total Ballots Cast	Registered Voters	Turnout Percentage
City of Flint, Precinct 43	15	5	13	18	51	12	0	0	0	0	63	63	502	12.55 %
City of Flint, Precinct 44	62	21	45	126	254	52	0	0	0	0	306	306	1428	21.43 %
City of Flint, Precinct 45	145	16	116	192	469	78	1	0	1	0	549	549	2289	23.98 %
City of Flint, Precinct 46	253	10	41	95	399	55	0	0	0	0	454	454	1225	37.06 %
City of Flint, Precinct 47	49	6	21	39	115	25	0	0	1	0	141	141	600	23.50 %
City of Flint, Precinct 48	185	11	55	133	384	76	1	0	1	0	462	462	1253	36.87 %
City of Flint, Precinct 49	26	35	259	305	625	81	3	0	1	0	710	710	2095	33.89 %
City of Flint, Precinct 50	15	22	179	144	360	70	0	0	2	0	432	432	1799	24.01 %
City of Flint, Precinct 51	207	39	38	120	404	60	1	0	1	0	466	466	1394	33.43 %
City of Flint, Precinct 52	76	26	27	81	210	72	0	0	1	0	283	283	1721	16.44 %
City of Flint, Precinct 53	92	22	28	62	204	47	0	0	0	0	251	251	1535	16.35 %
City of Flint, Precinct 54	34	10	13	29	86	26	0	0	0	0	112	112	539	20.78 %
City of Flint, Precinct 55	63	28	28	78	197	48	0	0	0	0	245	245	1708	14.34 %
City of Flint, Precinct 56	93	35	150	273	551	105	1	0	0	0	657	657	2057	31.94 %
City of Flint, Precinct 57	120	38	32	120	310	92	1	0	1	0	404	404	2094	19.29 %
City of Flint, Precinct 58	82	41	27	71	221	71	0	0	2	0	294	294	1903	15.45 %
City of Flint, Precinct 59	35	12	22	24	93	42	1	0	0	0	136	136	1071	12.70 %
City of Flint, Precinct 60	90	31	90	198	409	92	0	0	0	0	501	501	1964	25.51 %
City of Flint, Precinct 61	3	6	9	32	50	12	0	0	0	0	62	62	1465	4.23 %
Totals	**2600**	**1152**	**2873**	**5706**	**12331**	**2775**	**27**	**0**	**29**	**0**	**15162**	**15162**	**74934**	**20.23 %**

Democratic Party Offices
Election Day
Run Time [illegible]
Run Date [illegible]

Genesee County, Michigan

Primary Election, Tuesday, August 4, 2020

8/4/2020

United States Senator - Democratic Party - Vote for not more than 1

Choice	Party	Election Day Voting		Total	
Gary Peters		57262	87.72%	57262	87.72%
	Cast Votes:	57262	87.72%	57262	87.72%
	Undervotes:	4752	7.28%	4752	7.28%
	Overvotes:	30	0.05%	30	0.05%
	Invalid votes:	3004	4.60%	3004	4.60%
	Rejected write-in votes:	227	0.35%	227	0.35%
	Unresolved write-in votes:	0	0.00%	0	0.00%

Representative in Congress 5th District - Democratic Party - Vote for not more than 1

Choice	Party	Election Day Voting		Total	
Daniel T. Kildee		58084	88.68%	58084	88.68%
	Cast Votes:	58084	88.68%	58084	88.68%
	Undervotes:	4008	6.12%	4008	6.12%
	Overvotes:	10	0.02%	10	0.02%
	Invalid votes:	3227	4.93%	3227	4.93%
	Rejected write-in votes:	169	0.26%	169	0.26%
	Unresolved write-in votes:	0	0.00%	0	0.00%

Representative in State Legislature 34th District - Democratic Party - Vote for not more than 1

Choice	Party	Election Day Voting		Total	
DelTonya Burns		514	4.43%	514	4.43%
Cynthia R. Neeley		7281	62.77%	7281	62.77%
Claudia Perkins-Milton		1202	10.36%	1202	10.36%
Diana A. Phillips		454	3.91%	454	3.91%
Arthur Woodson		1360	11.73%	1360	11.73%
	Cast Votes:	10811	93.21%	10811	93.21%
	Undervotes:	225	1.94%	225	1.94%
	Overvotes:	56	0.48%	56	0.48%
	Invalid votes:	489	4.22%	489	4.22%
	Rejected write-in votes:	18	0.16%	18	0.16%
	Unresolved write-in votes:	0	0.00%	0	0.00%

Representative in State Legislature 48th District - Democratic Party - Vote for not more than 1

Choice	Party	Election Day Voting		Total	
Sheryl Y. Kennedy		10824	80.19%	10824	80.19%
Andalib Odulate		1050	7.78%	1050	7.78%
	Cast Votes:	11874	87.97%	11874	87.97%
	Undervotes:	1012	7.50%	1012	7.50%
	Overvotes:	32	0.24%	32	0.24%
	Invalid votes:	567	4.20%	567	4.20%
	Rejected write-in votes:	13	0.10%	13	0.10%
	Unresolved write-in votes:	0	0.00%	0	0.00%

Representative in State Legislature 49th District - Democratic Party - Vote for not more than 1

Choice	Party	Election Day Voting		Total	
John D. Cherry		13321	88.33%	13321	88.33%
	Cast Votes:	13321	88.33%	13321	88.33%
	Undervotes:	1245	8.26%	1245	8.26%
	Overvotes:	3	0.02%	3	0.02%
	Invalid votes:	473	3.14%	473	3.14%
	Rejected write-in votes:	39	0.26%	39	0.26%
	Unresolved write-in votes:	0	0.00%	0	0.00%

Representative in State Legislature 50th District - Democratic Party - Vote for not more than 1

Choice	Party	Election Day Voting		Total	
Raymond Freiberger		2612	17.91%	2612	17.91%
Tim Sneller		9741	66.79%	9741	66.79%
	Cast Votes:	12353	84.70%	12353	84.70%
	Undervotes:	1443	9.89%	1443	9.89%
	Overvotes:	28	0.19%	28	0.19%
	Invalid votes:	740	5.07%	740	5.07%
	Rejected write-in votes:	21	0.14%	21	0.14%
	Unresolved write-in votes:	0	0.00%	0	0.00%

Representative in State Legislature 51st District - Democratic Party - Vote for not more than 1

Choice	Party	Election Day Voting		Total	
Brad May		4280	41.46%	[illegible]	[illegible]
Conner Wallace		3423	33.16%	[illegible]	[illegible]
	Cast Votes:	7703	74.62%	[illegible]	[illegible]
	Undervotes:	2041	19.77%	[illegible]	[illegible]
	Overvotes:	19	0.18%	[illegible]	[illegible]
	Invalid votes:	546	5.29%	[illegible]	[illegible]
	Rejected write-in votes:	14	0.14%	[illegible]	[illegible]
	Unresolved write-in votes:	0	0.00%	[illegible]	[illegible]

Prosecuting Attorney - Democratic Party - Vote for not more than 1

Choice	Party	Election Day Voting		Total	
David Leyton		39320	58.87%	[illegible]	[illegible]
Trachelle C. Young		20335	30.45%	[illegible]	[illegible]
	Cast Votes:	59655	89.32%	[illegible]	[illegible]
	Undervotes:	2527	3.78%	[illegible]	[illegible]
	Overvotes:	47	0.07%	[illegible]	[illegible]
	Invalid votes:	4520	6.77%	[illegible]	[illegible]
	Rejected write-in votes:	42	0.06%	[illegible]	[illegible]
	Unresolved write-in votes:	0	0.00%	[illegible]	[illegible]

United States Senator - Republican Party - Vote for not more than 1

Choice	Party	Election Day Voting		Total	
John James		25857	85.90%	25857	85.90%
	Cast Votes:	25857	85.90%	25857	85.90%
	Undervotes:	1308	4.35%	1308	4.35%
	Overvotes:	9	0.03%	9	0.03%
	Invalid votes:	2844	9.45%	2844	9.45%
	Rejected write-in votes:	82	0.27%	82	0.27%
	Unresolved write-in votes:	0	0.00%	0	0.00%

Representative in Congress 5th District - Republican Party - Vote for not more than 1

Choice	Party	Election Day Voting		Total	
Tim Kelly		18793	62.92%	18793	62.92%
Earl Lackie		5355	17.93%	5355	17.93%
	Cast Votes:	24148	80.85%	24148	80.85%
	Undervotes:	2971	9.95%	2971	9.95%
	Overvotes:	91	0.30%	91	0.30%
	Invalid votes:	2613	8.75%	2613	8.75%
	Rejected write-in votes:	46	0.15%	46	0.15%
	Unresolved write-in votes:	0	0.00%	0	0.00%

Representative in State Legislature 34th District - Republican Party - Vote for not more than 1

Choice	Party	Election Day Voting		Total	
James Miraglia		612	62.20%	612	62.20%
	Cast Votes:	612	62.20%	612	62.20%
	Undervotes:	65	6.61%	65	6.61%
	Overvotes:	1	0.10%	1	0.10%
	Invalid votes:	302	30.69%	302	30.69%
	Rejected write-in votes:	4	0.41%	4	0.41%
	Unresolved write-in votes:	0	0.00%	0	0.00%

Representative in State Legislature 48th District - Republican Party - Vote for not more than 1

Choice	Party	Election Day Voting		Total	
Sherri J. Cross		2272	29.16%	[illegible]	[illegible]
David W. Martin		4226	54.24%	[illegible]	[illegible]
	Cast Votes:	6498	83.40%	[illegible]	[illegible]
	Undervotes:	629	8.07%	[illegible]	[illegible]
	Overvotes:	16	0.21%	[illegible]	[illegible]
	Invalid votes:	636	8.16%	[illegible]	[illegible]
	Rejected write-in votes:	12	0.15%	[illegible]	[illegible]
	Unresolved write-in votes:	0	0.00%	[illegible]	[illegible]

Representative in State Legislature 49th District - Republican Party - Vote for not more than 1

Choice	Party	Election Day Voting		Total	
Bryan Lutz		3018	78.33%	[illegible]	[illegible]
	Cast Votes:	3018	78.33%	[illegible]	[illegible]
	Undervotes:	328	8.51%	[illegible]	[illegible]
	Overvotes:	0	0.00%	[illegible]	[illegible]
	Invalid votes:	495	12.85%	[illegible]	[illegible]
	Rejected write-in votes:	12	0.31%	[illegible]	[illegible]
	Unresolved write-in votes:	0	0.00%	[illegible]	[illegible]

Representative in State Legislature 50th District - Republican Party - Vote for not more than 1

Choice	Party	Election Day Voting		Total	
Christina Fitchett-Hickson		2446	30.14%	[illegible]	[illegible]
Lynne Freiberger		2191	27.00%	[illegible]	[illegible]
Lynn S. Hukee		1570	19.35%	[illegible]	[illegible]
	Cast Votes:	6207	76.49%	[illegible]	[illegible]
	Undervotes:	1182	14.57%	[illegible]	[illegible]
	Overvotes:	18	0.22%	[illegible]	[illegible]
	Invalid votes:	696	8.58%	[illegible]	[illegible]
	Rejected write-in votes:	12	0.15%	[illegible]	[illegible]
	Unresolved write-in votes:	0	0.00%	[illegible]	[illegible]

Representative in State Legislature 51st District - Republican Party - Vote for not more than 1

Choice	Party	Election Day Voting		Total	
Mike Mueller		7864	84.12%	[illegible]	[illegible]
	Cast Votes:	7864	84.12%	[illegible]	[illegible]
	Undervotes:	766	8.19%	[illegible]	[illegible]
	Overvotes:	2	0.02%	[illegible]	[illegible]
	Invalid votes:	707	7.56%	[illegible]	[illegible]
	Rejected write-in votes:	10	0.11%	[illegible]	[illegible]
	Unresolved write-in votes:	0	0.00%	[illegible]	[illegible]

Genesee County, Michigan

Primary Election, Tuesday, August 4, 2020

8/4/2020

Judge of Circuit Court 7th Circuit Non-Incumbent Position - Nonpartisan Party - Vote for not more than 1

Choice	Party	Election Day Voting		Total	
Chris Christenson		27501	28.75%		
Herman Marable Jr.		20074	20.99%		
Stephanie Witucki		20035	20.95%		
	Cast Votes:	67610	70.69%		
	Undervotes:	27717	28.98%		
	Overvotes:	142	0.15%		
	Invalid votes:	0	0.00%		
	Rejected write-in votes:	174	0.18%		
	Unresolved write-in votes:	0	0.00%		

Judge of District Court 67-5A District Non-Incumbent Position - Nonpartisan Party - Vote for not more than 1

Choice	Party	Election Day Voting		Total	
Heather Burnash		2600	17.15%		
Glenn Cotton		1152	7.60%		
Torchio W. Feaster		2873	18.95%		
Tabitha M. Marsh		5706	37.63%		
	Cast Votes:	12331	81.33%		
	Undervotes:	2775	18.30%		
	Overvotes:	27	0.18%		
	Invalid votes:	0	0.00%		
	Rejected write-in votes:	29	0.19%		
	Unresolved write-in votes:	0	0.00%		

Statement of Votes Cast

Open Primary

Gladwin County, Michigan

August 04, 2020

SOVC for: United States Senator (DEM), Rep in Congress 4th District (DEM), Rep in State Legislature 97th District (DEM), All Districts, All Counting Groups

Precinct	Registered Voters	Cards Cast	Voters Cast	% Turnout
County				
Gladwin County Michigan				
City of Beaverton, Precinct 1	0	214	214	N/A
City of Gladwin, Ward 1, Precinct 1	0	301	301	N/A
City of Gladwin, Ward 2, Precinct 2	0	285	285	N/A
Beaverton Township, Precinct 1	0	448	448	N/A
Bentley Township, Precinct 1	0	200	200	N/A
Billings Township, Precinct 1	0	630	630	N/A
Bourret Township, Precinct 1	0	138	138	N/A
Buckeye Township, Precinct 1	0	283	283	N/A
Butman Township, Precinct 1	0	749	749	N/A
Clement Township, Precinct 1	0	275	275	N/A
Gladwin Township, Precinct 1	0	281	281	N/A
Grim Township, Precinct 1	0	41	41	N/A
Grout Township, Precinct 1	0	428	428	N/A
Hay Township, Precinct 1	0	302	302	N/A
Sage Township, Precinct 1	0	672	672	N/A
Secord Township, Precinct 1	0	420	420	N/A
Sherman Township, Precinct 1	0	272	272	N/A
Tobacco Township, Precinct 1	0	784	784	N/A
Gladwin County Michigan - Total	0	6,723	6,723	N/A
Cumulative				

Precinct	Registered Voters	Cards Cast	Voters Cast	% Turnout
Cumulative	0	0	0	N/A
Cumulative - Total	0	0	0	N/A
County - Total	0	6,723	6,723	N/A

United States Senator (DEM) (Vote for 1)
DEM

Precinct	Times Cast	Registered Voters
County		
Gladwin County Michigan		
City of Beaverton, Precinct 1	214	0
City of Gladwin, Ward 1, Precinct 1	301	0
City of Gladwin, Ward 2, Precinct 2	285	0
Beaverton Township, Precinct 1	448	0
Bentley Township, Precinct 1	200	0
Billings Township, Precinct 1	630	0
Bourret Township, Precinct 1	138	0
Buckeye Township, Precinct 1	283	0
Butman Township, Precinct 1	749	0
Clement Township, Precinct 1	275	0
Gladwin Township, Precinct 1	281	0
Grim Township, Precinct 1	41	0
Grout Township, Precinct 1	428	0
Hay Township, Precinct 1	302	0
Sage Township, Precinct 1	672	0
Secord Township, Precinct 1	420	0
Sherman Township, Precinct 1	272	0
Tobacco Township, Precinct 1	784	0
Gladwin County Michigan - Total	6,723	0
Cumulative		
Cumulative	0	0
Cumulative - Total	0	0
County - Total	6,723	0

Precinct	Gary Peters	Total Votes	Unresolved Write-In
County			
Gladwin County Michigan			
City of Beaverton, Precinct 1	91	91	0
City of Gladwin, Ward 1, Precinct 1	103	103	1
City of Gladwin, Ward 2, Precinct 2	103	103	0
Beaverton Township, Precinct 1	95	95	0
Bentley Township, Precinct 1	73	73	0
Billings Township, Precinct 1	257	257	1
Bourret Township, Precinct 1	45	45	0
Buckeye Township, Precinct 1	67	67	0
Butman Township, Precinct 1	261	261	0
Clement Township, Precinct 1	88	88	0
Gladwin Township, Precinct 1	69	69	0
Grim Township, Precinct 1	17	17	0
Grout Township, Precinct 1	99	99	1
Hay Township, Precinct 1	132	132	0
Sage Township, Precinct 1	172	172	1
Secord Township, Precinct 1	132	132	0
Sherman Township, Precinct 1	80	80	0
Tobacco Township, Precinct 1	255	255	2
Gladwin County Michigan - Total	2,139	2,139	6
Cumulative			
Cumulative	0	0	0
Cumulative - Total	0	0	0
County - Total	2,139	2,139	6

Rep in Congress 4th District (DEM) (Vote for 1)
DEM

Precinct	Times Cast	Registered Voters
County		
Gladwin County Michigan		
City of Beaverton, Precinct 1	214	0
City of Gladwin, Ward 1, Precinct 1	301	0
City of Gladwin, Ward 2, Precinct 2	285	0
Beaverton Township, Precinct 1	448	0
Bentley Township, Precinct 1	200	0
Billings Township, Precinct 1	630	0
Bourret Township, Precinct 1	138	0
Buckeye Township, Precinct 1	283	0
Butman Township, Precinct 1	749	0
Clement Township, Precinct 1	275	0
Gladwin Township, Precinct 1	281	0
Grim Township, Precinct 1	41	0
Grout Township, Precinct 1	428	0
Hay Township, Precinct 1	302	0
Sage Township, Precinct 1	672	0
Secord Township, Precinct 1	420	0
Sherman Township, Precinct 1	272	0
Tobacco Township, Precinct 1	784	0
Gladwin County Michigan - Total	6,723	0
Cumulative		
Cumulative	0	0
Cumulative - Total	0	0
County - Total	6,723	0

Precinct	Anthony Feig	Jerry Hilliard	Total Votes
County			
Gladwin County Michigan			
City of Beaverton, Precinct 1	29	58	87
City of Gladwin, Ward 1, Precinct 1	23	70	93
City of Gladwin, Ward 2, Precinct 2	39	48	87
Beaverton Township, Precinct 1	25	61	86
Bentley Township, Precinct 1	23	38	61
Billings Township, Precinct 1	85	152	237
Bourret Township, Precinct 1	12	26	38
Buckeye Township, Precinct 1	17	46	63
Butman Township, Precinct 1	129	103	232
Clement Township, Precinct 1	23	61	84
Gladwin Township, Precinct 1	25	38	63
Grim Township, Precinct 1	1	15	16
Grout Township, Precinct 1	45	50	95
Hay Township, Precinct 1	44	78	122
Sage Township, Precinct 1	63	91	154
Secord Township, Precinct 1	34	89	123
Sherman Township, Precinct 1	25	44	69
Tobacco Township, Precinct 1	80	152	232
Gladwin County Michigan - Total	722	1,220	1,942
Cumulative			
Cumulative	0	0	0
Cumulative - Total	0	0	0
County - Total	722	1,220	1,942

Precinct	Unresolved Write-In
County	
Gladwin County Michigan	
City of Beaverton, Precinct 1	1
City of Gladwin, Ward 1, Precinct 1	0
City of Gladwin, Ward 2, Precinct 2	0
Beaverton Township, Precinct 1	0
Bentley Township, Precinct 1	0
Billings Township, Precinct 1	2
Bourret Township, Precinct 1	0
Buckeye Township, Precinct 1	0
Butman Township, Precinct 1	1
Clement Township, Precinct 1	0
Gladwin Township, Precinct 1	0
Grim Township, Precinct 1	0
Grout Township, Precinct 1	2
Hay Township, Precinct 1	0
Sage Township, Precinct 1	0
Secord Township, Precinct 1	0
Sherman Township, Precinct 1	1
Tobacco Township, Precinct 1	2
Gladwin County Michigan - Total	9
Cumulative	
Cumulative	0
Cumulative - Total	0
County - Total	9

Rep in State Legislature 97th District (DEM) (Vote for 1)
DEM

Precinct	Times Cast	Registered Voters
County		
Gladwin County Michigan		
City of Beaverton, Precinct 1	214	0
City of Gladwin, Ward 1, Precinct 1	301	0
City of Gladwin, Ward 2, Precinct 2	285	0
Beaverton Township, Precinct 1	448	0
Bentley Township, Precinct 1	200	0
Billings Township, Precinct 1	630	0
Bourret Township, Precinct 1	138	0
Buckeye Township, Precinct 1	283	0
Butman Township, Precinct 1	749	0
Clement Township, Precinct 1	275	0
Gladwin Township, Precinct 1	281	0
Grim Township, Precinct 1	41	0
Grout Township, Precinct 1	428	0
Hay Township, Precinct 1	302	0
Sage Township, Precinct 1	672	0
Secord Township, Precinct 1	420	0
Sherman Township, Precinct 1	272	0
Tobacco Township, Precinct 1	784	0
Gladwin County Michigan - Total	6,723	0
Cumulative		
Cumulative	0	0
Cumulative - Total	0	0
County - Total	6,723	0

Precinct	Shane Atwell	Celia Young-Wenkel	Total Votes
County			
Gladwin County Michigan			
City of Beaverton, Precinct 1	32	54	86
City of Gladwin, Ward 1, Precinct 1	21	71	92
City of Gladwin, Ward 2, Precinct 2	35	52	87
Beaverton Township, Precinct 1	41	45	86
Bentley Township, Precinct 1	17	55	72
Billings Township, Precinct 1	76	165	241
Bourret Township, Precinct 1	22	17	39
Buckeye Township, Precinct 1	20	43	63
Butman Township, Precinct 1	83	149	232
Clement Township, Precinct 1	26	60	86
Gladwin Township, Precinct 1	26	34	60
Grim Township, Precinct 1	4	12	16
Grout Township, Precinct 1	39	56	95
Hay Township, Precinct 1	35	88	123
Sage Township, Precinct 1	51	97	148
Secord Township, Precinct 1	41	86	127
Sherman Township, Precinct 1	24	46	70
Tobacco Township, Precinct 1	68	157	225
Gladwin County Michigan - Total	661	1,287	1,948
Cumulative			
Cumulative	0	0	0
Cumulative - Total	0	0	0
County - Total	661	1,287	1,948

Precinct	Unresolved Write-In
County	
Gladwin County Michigan	
City of Beaverton, Precinct 1	0
City of Gladwin, Ward 1, Precinct 1	0
City of Gladwin, Ward 2, Precinct 2	0
Beaverton Township, Precinct 1	0
Bentley Township, Precinct 1	0
Billings Township, Precinct 1	2
Bourret Township, Precinct 1	0
Buckeye Township, Precinct 1	0
Butman Township, Precinct 1	1
Clement Township, Precinct 1	0
Gladwin Township, Precinct 1	0
Grim Township, Precinct 1	0
Grout Township, Precinct 1	2
Hay Township, Precinct 1	0
Sage Township, Precinct 1	1
Secord Township, Precinct 1	0
Sherman Township, Precinct 1	0
Tobacco Township, Precinct 1	1
Gladwin County Michigan - Total	7
Cumulative	
Cumulative	0
Cumulative - Total	0
County - Total	7

Precinct Delegate for Tobacco Township, Precinct 1 (DEM) (Vote for 5)
DEM

Precincts Reported: 0 of 1 (0.00%)

		Total
Times Cast		784 / 0 N/A
Candidate	Party	Total
Michael B. Fields		226
Total Votes		226
		Total
Unresolved Write-In		3

United States Senator (REP) (Vote for 1)
REP

Precincts Reported: 0 of 18 (0.00%)

		Total
Times Cast		6,723 / 0 N/A
Candidate	Party	Total
John James		3,392
Total Votes		3,392
		Total
Unresolved Write-In		29

Rep in Congress 4th District (REP) (Vote for 1)
REP

Precincts Reported: 0 of 18 (0.00%)

		Total
Times Cast		6,723 / 0 N/A
Candidate	Party	Total
John Moolenaar		3,567
Total Votes		3,567
		Total
Unresolved Write-In		8

Rep in State Legislature 97th District (REP) (Vote for 1)
REP

Precincts Reported: 0 of 18 (0.00%)

		Total
Times Cast		6,723 / 0 N/A
Candidate	Party	Total
Jason Wentworth		3,517
Total Votes		3,517
		Total
Unresolved Write-In		6

Statement of Votes Cast

Open Primary

Gogebic County, Michigan

August 04, 2020

SOVC for: All Contests, All Districts, All Counting Groups

Precinct	Registered Voters	Cards Cast	Voters Cast	% Turnout
County				
Gogebic County Michigan				
City of Bessemer, Precinct 1	1,744	519	519	29.76%
City of Ironwood, Precinct 1	2,125	565	565	26.59%
City of Ironwood, Precinct 2	2,129	434	434	20.39%
City of Ironwood, Precinct 3	743	166	166	22.34%
City of Wakefield, Precinct 1	1,393	448	448	32.16%
Bessemer Township, Precinct 1	1,119	340	340	30.38%
Erwin Township, Precinct 1	303	110	110	36.30%
Ironwood Charter Township, Precinct 1	1,940	776	776	40.00%
Marenisco Township, Precinct 1	586	134	134	22.87%
Wakefield Township, Precinct 1	271	95	95	35.06%
Watersmeet Township, Precinct 1	1,576	360	360	22.84%
Gogebic County Michigan - Total	13,929	3,947	3,947	28.34%
Cumulative				
Cumulative	0	0	0	N/A
Cumulative - Total	0	0	0	N/A
County - Total	13,929	3,947	3,947	28.34%

United States Senator for State Senate (DEM) (Vote for 1)

DEM

Precinct	Times Cast	Registered Voters
County		
Gogebic County Michigan		
City of Bessemer, Precinct 1	519	1,744
City of Ironwood, Precinct 1	565	2,125
City of Ironwood, Precinct 2	434	2,129
City of Ironwood, Precinct 3	166	743
City of Wakefield, Precinct 1	448	1,393
Bessemer Township, Precinct 1	340	1,119
Erwin Township, Precinct 1	110	303
Ironwood Charter Township, Precinct 1	776	1,940
Marenisco Township, Precinct 1	134	586
Wakefield Township, Precinct 1	95	271
Watersmeet Township, Precinct 1	360	1,576
Gogebic County Michigan - Total	3,947	13,929
Cumulative		
Cumulative	0	0
Cumulative - Total	0	0
County - Total	3,947	13,929

Precinct	Gary Peters		Total Votes	Unresolved Write-in
County				
Gogebic County Michigan				
City of Bessemer, Precinct 1	343		343	3
City of Ironwood, Precinct 1	350		350	0
City of Ironwood, Precinct 2	271		271	1
City of Ironwood, Precinct 3	94		94	0
City of Wakefield, Precinct 1	248		248	1
Bessemer Township, Precinct 1	181		181	0
Erwin Township, Precinct 1	63		63	1
Ironwood Charter Township, Precinct 1	471		471	4
Marenisco Township, Precinct 1	48		48	0
Wakefield Township, Precinct 1	56		56	0
Watersmeet Township, Precinct 1	165		165	0
Gogebic County Michigan - Total	2,290		2,290	10
Cumulative				
Cumulative	0		0	0
Cumulative - Total	0		0	0
County - Total	2,290		2,290	10

Representative in Congress for State Rep (DEM) (Vote for 1)
DEM

Precinct	Times Cast	Registered Voters
County		
Gogebic County Michigan		
City of Bessemer, Precinct 1	519	1,744
City of Ironwood, Precinct 1	565	2,125
City of Ironwood, Precinct 2	434	2,129
City of Ironwood, Precinct 3	166	743
City of Wakefield, Precinct 1	448	1,393
Bessemer Township, Precinct 1	340	1,119
Erwin Township, Precinct 1	110	303
Ironwood Charter Township, Precinct 1	776	1,940
Marenisco Township, Precinct 1	134	586
Wakefield Township, Precinct 1	95	271
Watersmeet Township, Precinct 1	360	1,576
Gogebic County Michigan - Total	3,947	13,929
Cumulative		
Cumulative	0	0
Cumulative - Total	0	0
County - Total	3,947	13,929

Precinct	Dana Ferguson		Linda O'Dell		Total Votes
County					
Gogebic County Michigan					
City of Bessemer, Precinct 1	256		77		333
City of Ironwood, Precinct 1	215		127		342
City of Ironwood, Precinct 2	179		88		267
City of Ironwood, Precinct 3	52		36		88
City of Wakefield, Precinct 1	176		64		240
Bessemer Township, Precinct 1	98		74		172
Erwin Township, Precinct 1	45		18		63
Ironwood Charter Township, Precinct 1	265		201		466
Marenisco Township, Precinct 1	33		8		41
Wakefield Township, Precinct 1	36		25		61
Watersmeet Township, Precinct 1	100		61		161
Gogebic County Michigan - Total	1,455		779		2,234
Cumulative					
Cumulative	0		0		0
Cumulative - Total	0		0		0
County - Total	1,455		779		2,234

Precinct	Unresolved Write-In
County	
Gogebic County Michigan	
City of Bessemer, Precinct 1	2
City of Ironwood, Precinct 1	0
City of Ironwood, Precinct 2	2
City of Ironwood, Precinct 3	0
City of Wakefield, Precinct 1	1
Bessemer Township, Precinct 1	1
Erwin Township, Precinct 1	1
Ironwood Charter Township, Precinct 1	3
Marenisco Township, Precinct 1	1
Wakefield Township, Precinct 1	0
Watersmeet Township, Precinct 1	1
Gogebic County Michigan - Total	12
Cumulative	
Cumulative	0
Cumulative - Total	0
County - Total	12

United States Legislature (DEM) (Vote for 1)
DEM

Precinct	Times Cast	Registered Voters
County		
Gogebic County Michigan		
City of Bessemer, Precinct 1	519	1,744
City of Ironwood, Precinct 1	565	2,125
City of Ironwood, Precinct 2	434	2,129
City of Ironwood, Precinct 3	166	743
City of Wakefield, Precinct 1	448	1,393
Bessemer Township, Precinct 1	340	1,119
Erwin Township, Precinct 1	110	303
Ironwood Charter Township, Precinct 1	776	1,940
Marenisco Township, Precinct 1	134	586
Wakefield Township, Precinct 1	95	271
Watersmeet Township, Precinct 1	360	1,576
Gogebic County Michigan - Total	3,947	13,929
Cumulative		
Cumulative	0	0
Cumulative - Total	0	0
County - Total	3,947	13,929

Precinct	Lawrence Dale		Janet Metsa	
County				
Gogebic County Michigan				
City of Bessemer, Precinct 1	76		228	
City of Ironwood, Precinct 1	56		250	
City of Ironwood, Precinct 2	50		181	
City of Ironwood, Precinct 3	22		61	
City of Wakefield, Precinct 1	47		162	
Bessemer Township, Precinct 1	37		111	
Erwin Township, Precinct 1	20		40	
Ironwood Charter Township, Precinct 1	91		333	
Marenisco Township, Precinct 1	13		23	
Wakefield Township, Precinct 1	12		38	
Watersmeet Township, Precinct 1	26		125	
Gogebic County Michigan - Total	450		1,552	
Cumulative				
Cumulative	0		0	
Cumulative - Total	0		0	
County - Total	450		1,552	

Precinct	Casey VerBerkmoes		Total Votes	Unresolved Write-In
County				
Gogebic County Michigan				
City of Bessemer, Precinct 1	27		331	2
City of Ironwood, Precinct 1	33		339	0
City of Ironwood, Precinct 2	41		272	1
City of Ironwood, Precinct 3	11		94	0
City of Wakefield, Precinct 1	26		235	1
Bessemer Township, Precinct 1	25		173	1
Erwin Township, Precinct 1	3		63	1
Ironwood Charter Township, Precinct 1	43		467	4
Marenisco Township, Precinct 1	4		40	1
Wakefield Township, Precinct 1	12		62	0
Watersmeet Township, Precinct 1	12		163	1
Gogebic County Michigan - Total	237		2,239	12
Cumulative				
Cumulative	0		0	0
Cumulative - Total	0		0	0
County - Total	237		2,239	12

United States Senator for State Senate (REP) (Vote for 1)

REP

Precinct	Times Cast	Registered Voters
County		
Gogebic County Michigan		
City of Bessemer, Precinct 1	519	1,744
City of Ironwood, Precinct 1	565	2,125
City of Ironwood, Precinct 2	434	2,129
City of Ironwood, Precinct 3	166	743
City of Wakefield, Precinct 1	448	1,393
Bessemer Township, Precinct 1	340	1,119
Erwin Township, Precinct 1	110	303
Ironwood Charter Township, Precinct 1	776	1,940
Marenisco Township, Precinct 1	134	586
Wakefield Township, Precinct 1	95	271
Watersmeet Township, Precinct 1	360	1,576
Gogebic County Michigan - Total	3,947	13,929
Cumulative		
Cumulative	0	0
Cumulative - Total	0	0
County - Total	3,947	13,929

Precinct	John James		Total Votes	Unresolved Write-In
County				
Gogebic County Michigan				
City of Bessemer, Precinct 1	86		86	0
City of Ironwood, Precinct 1	108		108	0
City of Ironwood, Precinct 2	91		91	0
City of Ironwood, Precinct 3	33		33	0
City of Wakefield, Precinct 1	129		129	0
Bessemer Township, Precinct 1	73		73	1
Erwin Township, Precinct 1	30		30	0
Ironwood Charter Township, Precinct 1	149		149	0
Marenisco Township, Precinct 1	53		53	0
Wakefield Township, Precinct 1	17		17	0
Watersmeet Township, Precinct 1	151		151	0
Gogebic County Michigan - Total	920		920	1
Cumulative				
Cumulative	0		0	0
Cumulative - Total	0		0	0
County - Total	920		920	1

Delegate to the County Convention for Watersmeet Township, Precinct 1 (DEM) (Vote for 1)
DEM

Precinct	Times Cast	Registered Voters
County		
Gogebic County Michigan		
Watersmeet Township, Precinct 1	360	1,576
Gogebic County Michigan - Total	360	1,576
Cumulative		
Cumulative	0	0
Cumulative - Total	0	0
County - Total	360	1,576

Precinct	Total Votes	Unresolved Write-In
County		
Gogebic County Michigan		
Watersmeet Township, Precinct 1	0	10
Gogebic County Michigan - Total	0	10
Cumulative		
Cumulative	0	0
Cumulative - Total	0	0
County - Total	0	10

Representative in Congress for State Rep (REP) (Vote for 1)
REP

Precinct	Times Cast	Registered Voters
County		
Gogebic County Michigan		
City of Bessemer, Precinct 1	519	1,744
City of Ironwood, Precinct 1	565	2,125
City of Ironwood, Precinct 2	434	2,129
City of Ironwood, Precinct 3	166	743
City of Wakefield, Precinct 1	448	1,393
Bessemer Township, Precinct 1	340	1,119
Erwin Township, Precinct 1	110	303
Ironwood Charter Township, Precinct 1	776	1,940
Marenisco Township, Precinct 1	134	586
Wakefield Township, Precinct 1	95	271
Watersmeet Township, Precinct 1	360	1,576
Gogebic County Michigan - Total	3,947	13,929
Cumulative		
Cumulative	0	0
Cumulative - Total	0	0
County - Total	3,947	13,929

Precinct	Jack Bergman		Total Votes	Unresolved Write-In
County				
Gogebic County Michigan				
City of Bessemer, Precinct 1	84		84	0
City of Ironwood, Precinct 1	110		110	0
City of Ironwood, Precinct 2	92		92	0
City of Ironwood, Precinct 3	35		35	0
City of Wakefield, Precinct 1	128		128	0
8essemer Township, Precinct 1	76		76	0
Erwin Township, Precinct 1	30		30	0
Ironwood Charter Township, Precinct 1	149		149	0
Marenisco Township, Precinct 1	52		52	0
Wakefield Township, Precinct 1	17		17	0
Watersmeet Township, Precinct 1	160		160	0
Gogebic County Michigan - Total	933		933	0
Cumulative				
Cumulative	0		0	0
Cumulative - Total	0		0	0
County - Total	933		933	0

United States Legislature (REP) (Vote for 1)
REP

Precinct	Times Cast	Registered Voters
County		
Gogebic County Michigan		
City of Bessemer, Precinct 1	519	1,744
City of Ironwood, Precinct 1	565	2,125
City of Ironwood, Precinct 2	434	2,129
City of Ironwood, Precinct 3	166	743
City of Wakefield, Precinct 1	448	1,393
Bessemer Township, Precinct 1	340	1,119
Erwin Township, Precinct 1	110	303
Ironwood Charter Township, Precinct 1	776	1,940
Marenisco Township, Precinct 1	134	586
Wakefield Township, Precinct 1	95	271
Watersmeet Township, Precinct 1	360	1,576
Gogebic County Michigan - Total	3,947	13,929
Cumulative		
Cumulative	0	0
Cumulative - Total	0	0
County - Total	3,947	13,929

Precinct	Gregory Markkanen		Total Votes	Unresolved Write-In
County				
Gogebic County Michigan				
City of Bessemer, Precinct 1	86		86	0
City of Ironwood, Precinct 1	110		110	0
City of Ironwood, Precinct 2	90		90	1
City of Ironwood, Precinct 3	34		34	0
City of Wakefield, Precinct 1	128		128	0
Bessemer Township, Precinct 1	74		74	0
Erwin Township, Precinct 1	30		30	0
Ironwood Charter Township, Precinct 1	149		149	0
Marenisco Township, Precinct 1	50		50	0
Wakefield Township, Precinct 1	17		17	0
Watersmeet Township, Precinct 1	147		147	0
Gogebic County Michigan - Total	915		915	1
Cumulative				
Cumulative	0		0	0
Cumulative - Total	0		0	0
County - Total	915		915	1

CANVASS OF VOTES CAST

AT THE ELECTION

HELD ON

August 4th, 2020

(DATE OF ELECTION)

AND CANVASSED BY THE BOARD OF CANVASSERS

OF Gogebic, Gogebic **COUNTY, MICHIGAN**

(NAME OF COUNTY, CITY, TOWNSHIP OR VILLAGE)

Order by Form No. M-38
CANVASSER BOOK
Specify whether General, Primary or Special Election

County Prosecuting Attorney for Gogebic County (DEM) (Vote for 1)
DEM

Precinct	Times Cast	Registered Voters
County		
Gogebic County Michigan		
City of Bessemer, Precinct 1	519	1,744
City of Ironwood, Precinct 1	565	2,125
City of Ironwood, Precinct 2	434	2,129
City of Ironwood, Precinct 3	166	743
City of Wakefield, Precinct 1	448	1,393
Bessemer Township, Precinct 1	340	1,119
Erwin Township, Precinct 1	110	303
Ironwood Charter Township, Precinct 1	776	1,940
Marenisco Township, Precinct 1	134	586
Wakefield Township, Precinct 1	95	271
Watersmeet Township, Precinct 1	360	1,576
Gogebic County Michigan - Total	3,947	13,929
Cumulative		
Cumulative	0	0
Cumulative - Total	0	0
County - Total	3,947	13,929

Precinct	Nicholas J. Jacobs		Total Votes	Unresolved Write-In
County				
Gogebic County Michigan				
City of Bessemer, Precinct 1	352		352	1
City of Ironwood, Precinct 1	383		383	0
City of Ironwood, Precinct 2	269		269	3
City of Ironwood, Precinct 3	99		99	0
City of Wakefield, Precinct 1	267		267	0
Bessemer Township, Precinct 1	201		201	0
Erwin Township, Precinct 1	73		73	0
Ironwood Charter Township, Precinct 1	506		506	3
Marenisco Township, Precinct 1	53		53	0
Wakefield Township, Precinct 1	62		62	0
Watersmeet Township, Precinct 1	153		153	1
Gogebic County Michigan - Total	2,418		2,418	8
Cumulative				
Cumulative	0		0	0
Cumulative - Total	0		0	0
County - Total	2,418		2,418	8

County Sheriff for Gogebic County (DEM) (Vote for 1)

DEM

Precinct	Times Cast	Registered Voters
County		
Gogebic County Michigan		
City of Bessemer, Precinct 1	519	1,744
City of Ironwood, Precinct 1	565	2,125
City of Ironwood, Precinct 2	434	2,129
City of Ironwood, Precinct 3	166	743
City of Wakefield, Precinct 1	448	1,393
Bessemer Township, Precinct 1	340	1,119
Erwin Township, Precinct 1	110	303
Ironwood Charter Township, Precinct 1	776	1,940
Marenisco Township, Precinct 1	134	586
Wakefield Township, Precinct 1	95	271
Watersmeet Township, Precinct 1	360	1,576
Gogebic County Michigan - Total	3,947	13,929
Cumulative		
Cumulative	0	0
Cumulative - Total	0	0
County - Total	3,947	13,929

Precinct	Joseph J. Cayer	David E. Kinnunen	
County			
Gogebic County Michigan			
City of Bessemer, Precinct 1	45	7	
City of Ironwood, Precinct 1	79	23	
City of Ironwood, Precinct 2	72	26	
City of Ironwood, Precinct 3	25	4	
City of Wakefield, Precinct 1	19	17	
Bessemer Township, Precinct 1	29	5	
Erwin Township, Precinct 1	12	2	
Ironwood Charter Township, Precinct 1	83	18	
Marenisco Township, Precinct 1	1	2	
Wakefield Township, Precinct 1	5	3	
Watersmeet Township, Precinct 1	14	37	
Gogebic County Michigan - Total	384	144	
Cumulative			
Cumulative	0	0	
Cumulative - Total	0	0	
County - Total	384	144	

Precinct	Pete Matonich		Total Votes	Unresolved Write-In
County				
Gogebic County Michigan				
City of Bessemer, Precinct 1	350		402	2
City of Ironwood, Precinct 1	311		413	0
City of Ironwood, Precinct 2	212		310	0
City of Ironwood, Precinct 3	83		112	0
City of Wakefield, Precinct 1	252		2BB	0
Bessemer Township, Precinct 1	198		232	0
Erwin Township, Precinct 1	63		77	0
Ironwood Charter Township, Precinct 1	463		564	0
Marenisco Township, Precinct 1	63		66	0
Wakefield Township, Precinct 1	61		69	0
Watersmeet Township, Precinct 1	106		157	1
Gogebic County Michigan - Total	2,162		2,690	3
Cumulative				
Cumulative	0		0	0
Cumulative - Total	0		0	0
County - Total	2,162		2,690	3

County Clerk for Gogebic County (DEM) (Vote for 1)
DEM

Precinct	Times Cast	Registered Voters
County		
Gogebic County Michigan		
City of Bessemer, Precinct 1	519	1,744
City of Ironwood, Precinct 1	565	2,125
City of Ironwood, Precinct 2	434	2,129
City of Ironwood, Precinct 3	166	743
City of Wakefield, Precinct 1	448	1,393
Bessemer Township, Precinct 1	340	1,119
Erwin Township, Precinct 1	110	303
Ironwood Charter Township, Precinct 1	776	1,940
Marenisco Township, Precinct 1	134	586
Wakefield Township, Precinct 1	95	271
Watersmeet Township, Precinct 1	360	1,576
Gogebic County Michigan - Total	3,947	13,929
Cumulative		
Cumulative	0	0
Cumulative - Total	0	0
County - Total	3,947	13,929

Precinct	Ramona Collins		Total Votes	Unresolved Write-In
County				
Gogebic County Michigan				
City of Bessemer, Precinct 1	367		367	0
City of Ironwood, Precinct 1	377		377	1
City of Ironwood, Precinct 2	283		283	2
City of Ironwood, Precinct 3	98		98	0
City of Wakefield, Precinct 1	263		263	0
Bessemer Township, Precinct 1	210		210	0
Erwin Township, Precinct 1	68		68	0
Ironwood Charter Township, Precinct 1	508		508	2
Marenisco Township, Precinct 1	51		51	0
Wakefield Township, Precinct 1	62		62	0
Watersmeet Township, Precinct 1	146		146	2
Gogebic County Michigan - Total	2,433		2,433	7
Cumulative				
Cumulative	0		0	0
Cumulative - Total	0		0	0
County - Total	2,433		2,433	7

County Treasurer for Gogebic County (DEM) (Vote for 1)

DEM

Precinct	Times Cast	Registered Voters
County		
Gogebic County Michigan		
City of Bessemer, Precinct 1	519	1,744
City of Ironwood, Precinct 1	565	2,125
City of Ironwood, Precinct 2	434	2,129
City of Ironwood, Precinct 3	166	743
City of Wakefield, Precinct 1	448	1,393
Bessemer Township, Precinct 1	340	1,119
Erwin Township, Precinct 1	110	303
Ironwood Charter Township, Precinct 1	776	1,940
Marenisco Township, Precinct 1	134	586
Wakefield Township, Precinct 1	95	271
Watersmeet Township, Precinct 1	360	1,576
Gogebic County Michigan - Total	3,947	13,929
Cumulative		
Cumulative	0	0
Cumulative - Total	0	0
County - Total	3,947	13,929

Precinct	Lisa Hewitt		Total Votes	Unresolved Write-In
County				
Gogebic County Michigan				
City of Bessemer, Precinct 1	355		355	1
City of Ironwood, Precinct 1	375		375	0
City of Ironwood, Precinct 2	282		282	1
City of Ironwood, Precinct 3	96		96	0
City of Wakefield, Precinct 1	267		267	0
Bessemer Township, Precinct 1	211		211	0
Erwin Township, Precinct 1	65		65	0
Ironwood Charter Township, Precinct 1	492		492	2
Marenisco Township, Precinct 1	51		51	0
Wakefield Township, Precinct 1	63		63	0
Watersmeet Township, Precinct 1	152		152	0
Gogebic County Michigan - Total	2,409		2,409	4
Cumulative				
Cumulative	0		0	0
Cumulative - Total	0		0	0
County - Total	2,409		2,409	4

County Mine Inspector for Gogebic County (DEM) (Vote for 1)

DEM

Precinct	Times Cast	Registered Voters
County		
Gogebic County Michigan		
City of Bessemer, Precinct 1	519	1,744
City of Ironwood, Precinct 1	565	2,125
City of Ironwood, Precinct 2	434	2,129
City of Ironwood, Precinct 3	166	743
City of Wakefield, Precinct 1	448	1,393
Bessemer Township, Precinct 1	340	1,119
Erwin Township, Precinct 1	110	303
Ironwood Charter Township, Precinct 1	776	1,940
Marenisco Township, Precinct 1	134	586
Wakefield Township, Precinct 1	95	271
Watersmeet Township, Precinct 1	360	1,576
Gogebic County Michigan - Total	3,947	13,929
Cumulative		
Cumulative	0	0
Cumulative - Total	0	0
County - Total	3,947	13,929

Precinct	Total Votes	Unresolved Write-In
County		
Gogebic County Michigan		
City of Bessemer, Precinct 1	0	21
City of Ironwood, Precinct 1	0	23
City of Ironwood, Precinct 2	0	32
City of Ironwood, Precinct 3	0	10
City of Wakefield, Precinct 1	0	24
Bessemer Township, Precinct 1	0	12
Erwin Township, Precinct 1	0	4
Ironwood Charter Township, Precinct 1	0	34
Marenisco Township, Precinct 1	0	2
Wakefield Township, Precinct 1	0	6
Watersmeet Township, Precinct 1	0	11
Gogebic County Michigan - Total	0	179
Cumulative		
Cumulative	0	0
Cumulative - Total	0	0
County - Total	0	179

County Drain Commissioner for Gogebic County (DEM) (Vote for 1)
DEM

Precinct	Times Cast	Registered Voters
County		
Gogebic County Michigan		
City of Bessemer, Precinct 1	519	1,744
City of Ironwood, Precinct 1	565	2,125
City of Ironwood, Precinct 2	434	2,129
City of Ironwood, Precinct 3	166	743
City of Wakefield, Precinct 1	448	1,393
Bessemer Township, Precinct 1	340	1,119
Erwin Township, Precinct 1	110	303
Ironwood Charter Township, Precinct 1	776	1,940
Marenisco Township, Precinct 1	134	586
Wakefield Township, Precinct 1	95	271
Watersmeet Township, Precinct 1	360	1,576
Gogebic County Michigan - Total	3,947	13,929
Cumulative		
Cumulative	0	0
Cumulative - Total	0	0
County - Total	3,947	13,929

Precinct	Dan Wood		Total Votes	Unresolved Write-In
County				
Gogebic County Michigan				
City of Bessemer, Precinct 1	278		278	0
City of Ironwood, Precinct 1	292		292	0
City of Ironwood, Precinct 2	240		240	2
City of Ironwood, Precinct 3	74		74	1
City of Wakefield, Precinct 1	209		209	0
Bessemer Township, Precinct 1	150		150	4
Erwin Township, Precinct 1	54		54	1
Ironwood Charter Township, Precinct 1	413		413	3
Marenisco Township, Precinct 1	37		37	0
Wakefield Township, Precinct 1	50		50	0
Watersmeet Township, Precinct 1	150		150	0
Gogebic County Michigan - Total	1,947		1,947	11
Cumulative				
Cumulative	0		0	0
Cumulative - Total	0		0	0
County - Total	1,947		1,947	11

County Commissioner for County Commissioner District 1 (DEM) (Vote for 1)
DEM

Precinct	Times Cast	Registered Voters
County		
Gogebic County Michigan		
Ironwood Charter Township, Precinct 1	776	1,940
Gogebic County Michigan - Total	776	1,940
Cumulative		
Cumulative	0	0
Cumulative - Total	0	0
County - Total	776	1,940

Precinct	Dan Siirila		Total Votes	Unresolved Write-In
County				
Gogebic County Michigan				
Ironwood Charter Township, Precinct 1	476		476	2
Gogebic County Michigan - Total	476		476	2
Cumulative				
Cumulative	0		0	0
Cumulative - Total	0		0	0
County - Total	476		476	2

County Commissioner for County Commissioner District 2 (DEM) (Vote for 1)
DEM

Precinct	Times Cast	Registered Voters
County		
Gogebic County Michigan		
City of Ironwood, Precinct 1	565	2,125
Gogebic County Michigan - Total	565	2,125
Cumulative		
Cumulative	0	0
Cumulative - Total	0	0
County - Total	565	2,125

Precinct	Tom Laabs		Michael Wiemeri		Total Votes
County					
Gogebic County Michigan					
City of Ironwood, Precinct 1	212		158		370
Gogebic County Michigan - Total	212		158		370
Cumulative					
Cumulative	0		0		0
Cumulative - Total	0		0		0
County - Total	212		158		370

Precinct	Unresolved Write-In
County	
Gogebic County Michigan	
City of Ironwood, Precinct 1	1
Gogebic County Michigan - Total	1
Cumulative	
Cumulative	0
Cumulative - Total	0
County - Total	1

County Commissioner for County Commissioner District 3 (DEM) (Vote for 1)
DEM

Precinct	Times Cast	Registered Voters
County		
Gogebic County Michigan		
City of Ironwood, Precinct 2	434	2,129
Gogebic County Michigan - Total	434	2,129
Cumulative		
Cumulative	0	0
Cumulative - Total	0	0
County - Total	434	2,129

Precinct	Jim Byrns		Total Votes	Unresolved Write-In
County				
Gogebic County Michigan				
City of Ironwood, Precinct 2	255		255	2
Gogebic County Michigan - Total	255		255	2
Cumulative				
Cumulative	0		0	0
Cumulative - Total	0		0	0
County - Total	255		255	2

County Commissioner for County Commissioner District 4 (DEM) (Vote for 1)

DEM

Precinct	Times Cast	Registered Voters
County		
Gogebic County Michigan		
City of Ironwood, Precinct 3	166	743
Bessemer Township, Precinct 1	264	879
Erwin Township, Precinct 1	110	303
Gogebic County Michigan - Total	540	1,925
Cumulative		
Cumulative	0	0
Cumulative - Total	0	0
County - Total	540	1,925

Precinct	James Lorenson		Cory Niemela		Total Votes
County					
Gogebic County Michigan					
City of Ironwood, Precinct 3	70		36		106
Bessemer Township, Precinct 1	72		85		157
Erwin Township, Precinct 1	56		19		75
Gogebic County Michigan - Total	198		140		338
Cumulative					
Cumulative	0		0		0
Cumulative - Total	0		0		0
County - Total	198		140		338

Precinct	Unresolved Write-In
County	
Gogebic County Michigan	
City of Ironwood, Precinct 3	0
Bessemer Township, Precinct 1	0
Erwin Township, Precinct 1	1
Gogebic County Michigan - Total	1
Cumulative	
Cumulative	0
Cumulative - Total	0
County - Total	1

County Commissioner for County Commissioner District 5 (DEM) (Vote for 1)
DEM

Precinct	Times Cast	Registered Voters
County		
Gogebic County Michigan		
City of Bessemer, Precinct 1	519	1,744
Bessemer Township, Precinct 1	76	240
Gogebic County Michigan - Total	595	1,984
Cumulative		
Cumulative	0	0
Cumulative - Total	0	0
County - Total	595	1,984

Precinct	Joe Bonovetz		Total Votes	Unresolved Write-in
County				
Gogebic County Michigan				
City of Bessemer, Precinct 1	316		316	1
Bessemer Township, Precinct 1	39		39	0
Gogebic County Michigan - Total	355		355	1
Cumulative				
Cumulative	0		0	0
Cumulative - Total	0		0	0
County - Total	355		355	1

County Commissioner for County Commissioner District 6 (DEM) (Vote for 1)
DEM

Precinct	Times Cast	Registered Voters
County		
Gogebic County Michigan		
City of Wakefield, Precinct 1	448	1,393
Wakefield Township, Precinct 1	95	271
Gogebic County Michigan - Total	543	1,664
Cumulative		
Cumulative	0	0
Cumulative - Total	0	0
County - Total	543	1,664

Precinct	Bob Orlich		Total Votes	Unresolved Write-In
County				
Gogebic County Michigan				
City of Wakefield, Precinct 1	240		240	0
Wakefield Township, Precinct 1	58		58	0
Gogebic County Michigan - Total	298		298	0
Cumulative				
Cumulative	0		0	0
Cumulative - Total	0		0	0
County - Total	298		298	0

County Commissioner for County Commissioner District 7 (DEM) (Vote for 1)

DEM

Precinct	Times Cast	Registered Voters
County		
Gogebic County Michigan		
Marenisco Township, Precinct 1	134	586
Watersmeet Township, Precinct 1	360	1,576
Gogebic County Michigan - Total	494	2,162
Cumulative		
Cumulative	0	0
Cumulative - Total	0	0
County - Total	494	2,162

Precinct	George R. Peterson III		Total Votes	Unresolved Write-In
County				
Gogebic County Michigan				
Marenisco Township, Precinct 1	39		39	2
Watersmeet Township, Precinct 1	141		141	0
Gogebic County Michigan - Total	180		180	2
Cumulative				
Cumulative	0		0	0
Cumulative - Total	0		0	0
County - Total	180		180	2

Township Supervisor for Bessemer Township (DEM) (Vote for 1)
DEM

Precinct	Times Cast	Registered Voters
County		
Gogebic County Michigan		
Bessemer Township, Precinct 1	340	1,119
Gogebic County Michigan - Total	340	1,119
Cumulative		
Cumulative	0	0
Cumulative - Total	0	0
County - Total	340	1,119

Precinct	Total Votes	Unresolved Write-In
County		
Gogebic County Michigan		
Bessemer Township, Precinct 1	0	5
Gogebic County Michigan - Total	0	5
Cumulative		
Cumulative	0	0
Cumulative - Total	0	0
County - Total	0	5

Township Supervisor for Erwin Township (DEM) (Vote for 1)

DEM

Precinct	Times Cast	Registered Voters
County		
Gogebic County Michigan		
Erwin Township, Precinct 1	110	303
Gogebic County Michigan - Total	110	303
Cumulative		
Cumulative	0	0
Cumulative - Total	0	0
County - Total	110	303

Precinct	Larry A. Grimsby		Total Votes	Unresolved Write-In
County				
Gogebic County Michigan				
Erwin Township, Precinct 1	61		61	2
Gogebic County Michigan - Total	61		61	2
Cumulative				
Cumulative	0		0	0
Cumulative - Total	0		0	0
County - Total	61		61	2

Township Supervisor for Ironwood Charter Township (DEM) (Vote for 1)
DEM

Precinct	Times Cast	Registered Voters
County		
Gogebic County Michigan		
Ironwood Charter Township, Precinct 1	776	1,940
Gogebic County Michigan - Total	776	1,940
Cumulative		
Cumulative	0	0
Cumulative - Total	0	0
County - Total	776	1,940

Precinct	Jay T. Kangas		Total Votes	Unresolved Write-In
County				
Gogebic County Michigan				
Ironwood Charter Township, Precinct 1	494		494	2
Gogebic County Michigan - Total	494		494	2
Cumulative				
Cumulative	0		0	0
Cumulative - Total	0		0	0
County - Total	494		494	2

Township Supervisor for Marenisco Township (DEM) (Vote for 1)

DEM

Precinct	Times Cast	Registered Voters
County		
Gogebic County Michigan		
Marenisco Township, Precinct 1	134	586
Gogebic County Michigan - Total	134	586
Cumulative		
Cumulative	0	0
Cumulative - Total	0	0
County - Total	134	586

Precinct	Total Votes	Unresolved Write-In
County		
Gogebic County Michigan		
Marenisco Township, Precinct 1	0	2
Gogebic County Michigan - Total	0	2
Cumulative		
Cumulative	0	0
Cumulative - Total	0	0
County - Total	0	2

Township Supervisor for Wakefield Township (DEM) (Vote for 1)
DEM

Precinct	Times Cast	Registered Voters
County		
Gogebic County Michigan		
Wakefield Township, Precinct 1	95	271
Gogebic County Michigan - Total	95	271
Cumulative		
Cumulative	0	0
Cumulative - Total	0	0
County - Total	95	271

Precinct	Mandy Lake		Total Votes	Unresolved Write-In
County				
Gogebic County Michigan				
Wakefield Township, Precinct 1	66		66	0
Gogebic County Michigan - Total	66		66	0
Cumulative				
Cumulative	0		0	0
Cumulative - Total	0		0	0
County - Total	66		66	0

Township Supervisor for Watersmeet Township (DEM) (Vote for 1)
DEM

Precinct	Times Cast	Registered Voters
County		
Gogebic County Michigan		
Watersmeet Township, Precinct 1	360	1,576
Gogebic County Michigan - Total	360	1,576
Cumulative		
Cumulative	0	0
Cumulative - Total	0	0
County - Total	360	1,576

Precinct	Mike Rogers		Total Votes	Unresolved Write-In
County				
Gogebic County Michigan				
Watersmeet Township, Precinct 1	139		139	9
Gogebic County Michigan - Total	139		139	9
Cumulative				
Cumulative	0		0	0
Cumulative - Total	0		0	0
County - Total	139		139	9

Township Clerk for Bessemer Township (DEM) (Vote for 1)
DEM

Precinct	Times Cast	Registered Voters
County		
Gogebic County Michigan		
Bessemer Township, Precinct 1	340	1,119
Gogebic County Michigan - Total	340	1,119
Cumulative		
Cumulative	0	0
Cumulative - Total	0	0
County - Total	340	1,119

Precinct	Debbie Janczak		Total Votes	Unresolved Write-In
County				
Gogebic County Michigan				
Bessemer Township, Precinct 1	196		196	0
Gogebic County Michigan - Total	196		196	0
Cumulative				
Cumulative	0		0	0
Cumulative - Total	0		0	0
County - Total	196		196	0

Township Clerk for Erwin Township (DEM) (Vote for 1)
DEM

Precinct	Times Cast	Registered Voters
County		
Gogebic County Michigan		
Erwin Township, Precinct 1	110	303
Gogebic County Michigan - Total	110	303
Cumulative		
Cumulative	0	0
Cumulative - Total	0	0
County - Total	110	303

Precinct	Betty A. Perkis		Total Votes	Unresolved Write-In
County				
Gogebic County Michigan				
Erwin Township, Precinct 1	70		70	2
Gogebic County Michigan - Total	70		70	2
Cumulative				
Cumulative	0		0	0
Cumulative - Total	0		0	0
County - Total	70		70	2

Township Clerk for Ironwood Charter Township (DEM) (Vote for 1)
DEM

Precinct	Times Cast	Registered Voters
County		
Gogebic County Michigan		
Ironwood Charter Township, Precinct 1	776	1,940
Gogebic County Michigan - Total	776	1,940
Cumulative		
Cumulative	0	0
Cumulative - Total	0	0
County - Total	776	1,940

Precinct	Marlene Saari Mieloszyk		Mary Segalin		Total Votes
County					
Gogebic County Michigan					
Ironwood Charter Township, Precinct 1	242		313		555
Gogebic County Michigan - Total	242		313		555
Cumulative					
Cumulative	0		0		0
Cumulative - Total	0		0		0
County - Total	242		313		555

Precinct	Unresolved Write-In
County	
Gogebic County Michigan	
Ironwood Charter Township, Precinct 1	1
Gogebic County Michigan - Total	1
Cumulative	
Cumulative	0
Cumulative - Total	0
County - Total	1

Township Clerk for Marenisco Township (DEM) (Vote for 1)
DEM

Precinct	Times Cast	Registered Voters
County		
Gogebic County Michigan		
Marenisco Township, Precinct 1	134	586
Gogebic County Michigan - Total	134	586
Cumulative		
Cumulative	0	0
Cumulative - Total	0	0
County - Total	134	586

Precinct	Donna Kenney		Total Votes	Unresolved Write-In
County				
Gogebic County Michigan				
Marenisco Township, Precinct 1	50		50	0
Gogebic County Michigan - Total	50		50	0
Cumulative				
Cumulative	0		0	0
Cumulative - Total	0		0	0
County - Total	50		50	0

Township Clerk for Wakefield Township (DEM) (Vote for 1)
DEM

Precinct	Times Cast	Registered Voters
County		
Gogebic County Michigan		
Wakefield Township, Precinct 1	95	271
Gogebic County Michigan - Total	95	271
Cumulative		
Cumulative	0	0
Cumulative - Total	0	0
County - Total	95	271

Precinct	Jennifer Ahonen		Total Votes	Unresolved Write-In
County				
Gogebic County Michigan				
Wakefield Township, Precinct 1	66		66	0
Gogebic County Michigan - Total	66		66	0
Cumulative				
Cumulative	0		0	0
Cumulative - Total	0		0	0
County - Total	66		66	0

Township Clerk for Watersmeet Township (DEM) (Vote for 1)
DEM

Precinct	Times Cast	Registered Voters
County		
Gogebic County Michigan		
Watersmeet Township, Precinct 1	360	1,576
Gogebic County Michigan - Total	360	1,576
Cumulative		
Cumulative	0	0
Cumulative - Total	0	0
County - Total	360	1,576

Precinct	Julie Mathiesen		Total Votes	Unresolved Write-in
County				
Gogebic County Michigan				
Watersmeet Township, Precinct 1	157		157	4
Gogebic County Michigan - Total	157		157	4
Cumulative				
Cumulative	0		0	0
Cumulative - Total	0		0	0
County - Total	157		157	4

Township Treasurer for Bessemer Township (DEM) (Vote for 1)

DEM

Precinct	Times Cast	Registered Voters
County		
Gogebic County Michigan		
Bessemer Township, Precinct 1	340	1,119
Gogebic County Michigan - Total	340	1,119
Cumulative		
Cumulative	0	0
Cumulative - Total	0	0
County - Total	340	1,119

Precinct	Total Votes	Unresolved Write-In
County		
Gogebic County Michigan		
Bessemer Township, Precinct 1	0	5
Gogebic County Michigan - Total	0	5
Cumulative		
Cumulative	0	0
Cumulative - Total	0	0
County - Total	0	5

Township Treasurer for Erwin Township (DEM) (Vote for 1)
DEM

Precinct	Times Cast	Registered Voters
County		
Gogebic County Michigan		
Erwin Township, Precinct 1	110	303
Gogebic County Michigan - Total	110	303
Cumulative		
Cumulative	0	0
Cumulative - Total	0	0
County - Total	110	303

Precinct	Total Votes	Unresolved Write-In
County		
Gogebic County Michigan		
Erwin Township, Precinct 1	0	5
Gogebic County Michigan - Total	0	5
Cumulative		
Cumulative	0	0
Cumulative - Total	0	0
County - Total	0	5

Township Treasurer for Ironwood Charter Township (DEM) (Vote for 1)

DEM

Precinct	Times Cast	Registered Voters
County		
Gogebic County Michigan		
Ironwood Charter Township, Precinct 1	776	1,940
Gogebic County Michigan - Total	776	1,940
Cumulative		
Cumulative	0	0
Cumulative - Total	0	0
County - Total	776	1,940

Precinct	Maria L. Graser		Total Votes	Unresolved Write-In
County				
Gogebic County Michigan				
Ironwood Charter Township, Precinct 1	487		487	2
Gogebic County Michigan - Total	487		487	2
Cumulative				
Cumulative	0		0	0
Cumulative - Total	0		0	0
County - Total	487		487	2

Township Treasurer for Marenisco Township (DEM) (Vote for 1)
DEM

Precinct	Times Cast	Registered Voters
County		
Gogebic County Michigan		
Marenisco Township, Precinct 1	134	586
Gogebic County Michigan - Total	134	586
Cumulative		
Cumulative	0	0
Cumulative - Total	0	0
County - Total	134	586

Precinct	Kathy Leonard		Total Votes	Unresolved Write-In
County				
Gogebic County Michigan				
Marenisco Township, Precinct 1	45		45	0
Gogebic County Michigan - Total	45		45	0
Cumulative				
Cumulative	0		0	0
Cumulative - Total	0		0	0
County - Total	45		45	0

Township Treasurer for Wakefield Township (DEM) (Vote for 1)
DEM

Precinct	Times Cast	Registered Voters
County		
Gogebic County Michigan		
Wakefield Township, Precinct 1	95	271
Gogebic County Michigan - Total	95	271
Cumulative		
Cumulative	0	0
Cumulative - Total	0	0
County - Total	95	271

Precinct	Total Votes	Unresolved Write-In
County		
Gogebic County Michigan		
Wakefield Township, Precinct 1	0	2
Gogebic County Michigan - Total	0	2
Cumulative		
Cumulative	0	0
Cumulative - Total	0	0
County - Total	0	2

Township Treasurer for Watersmeet Township (DEM) (Vote for 1)
DEM

Precinct	Times Cast	Registered Voters
County		
Gogebic County Michigan		
Watersmeet Township, Precinct 1	360	1,576
Gogebic County Michigan - Total	360	1,576
Cumulative		
Cumulative	0	0
Cumulative - Total	0	0
County - Total	360	1,576

Precinct	Paul Donald Kemppainen		Total Votes	Unresolved Write-in
County				
Gogebic County Michigan				
Watersmeet Township, Precinct 1	163		163	0
Gogebic County Michigan - Total	163		163	0
Cumulative				
Cumulative	0		0	0
Cumulative - Total	0		0	0
County - Total	163		163	0

Township Trustee for Bessemer Township (DEM) (Vote for 2)

DEM

Precinct	Times Cast	Registered Voters
County		
Gogebic County Michigan		
Bessemer Township, Precinct 1	340	1,119
Gogebic County Michigan - Total	340	1,119
Cumulative		
Cumulative	0	0
Cumulative - Total	0	0
County - Total	340	1,119

Precinct	Beverly A. Ikola		Total Votes	Unresolved Write-in
County				
Gogebic County Michigan				
Bessemer Township, Precinct 1	186		186	1
Gogebic County Michigan - Total	186		186	1
Cumulative				
Cumulative	0		0	0
Cumulative - Total	0		0	0
County - Total	186		186	1

Township Trustee for Erwin Township (DEM) (Vote for 2)
DEM

Precinct	Times Cast	Registered Voters
County		
Gogebic County Michigan		
Erwin Township, Precinct 1	110	303
Gogebic County Michigan - Total	110	303
Cumulative		
Cumulative	0	0
Cumulative - Total	0	0
County - Total	110	303

Precinct	William V. Hellen		Total Votes	Unresolved Write-In
County				
Gogebic County Michigan				
Erwin Township, Precinct 1	65		65	1
Gogebic County Michigan - Total	65		65	1
Cumulative				
Cumulative	0		0	0
Cumulative - Total	0		0	0
County - Total	65		65	1

Township Trustee for Ironwood Charter Township (DEM) (Vote for 4)
DEM

Precinct	Times Cast	Registered Voters
County		
Gogebic County Michigan		
Ironwood Charter Township, Precinct 1	776	1,940
Gogebic County Michigan - Total	776	1,940
Cumulative		
Cumulative	0	0
Cumulative - Total	0	0
County - Total	776	1,940

Precinct	Bernard I. Brunello		Gabe J. Justinak	
County				
Gogebic County Michigan				
Ironwood Charter Township, Precinct 1	294		416	
Gogebic County Michigan - Total	294		416	
Cumulative				
Cumulative	0		0	
Cumulative - Total	0		0	
County - Total	294		416	

Precinct	Sandy Lahtinen		Kevin P. Lyons		Vicki L. Nelson		Total Votes	Unresolved Write-In
County								
Gogebic County Michigan								
Ironwood Charter Township, Precinct 1	320		427		413		1,870	1
Gogebic County Michigan - Total	320		427		413		1,870	1
Cumulative								
Cumulative	0		0		0		0	0
Cumulative - Total	0		0		0		0	0
County - Total	320		427		413		1,870	1

Township Trustee for Marenisco Township (DEM) (Vote for 2)
DEM

Precinct	Times Cast	Registered Voters
County		
Gogebic County Michigan		
Marenisco Township, Precinct 1	134	586
Gogebic County Michigan - Total	134	586
Cumulative		
Cumulative	0	0
Cumulative - Total	0	0
County - Total	134	586

Precinct	Kelly Dunbar		David Earl Hagen		Total Votes
County					
Gogebic County Michigan					
Marenisco Township, Precinct 1	49		30		79
Gogebic County Michigan - Total	49		30		79
Cumulative					
Cumulative	0		0		0
Cumulative - Total	0		0		0
County - Total	49		30		79

Precinct	Unresolved Write-In
County	
Gogebic County Michigan	
Marenisco Township, Precinct 1	1
Gogebic County Michigan - Total	1
Cumulative	
Cumulative	0
Cumulative - Total	0
County - Total	1

Township Trustee for Wakefield Township (DEM) (Vote for 2)
DEM

Precinct	Times Cast	Registered Voters
County		
Gogebic County Michigan		
Wakefield Township, Precinct 1	95	271
Gogebic County Michigan - Total	95	271
Cumulative		
Cumulative	0	0
Cumulative - Total	0	0
County - Total	95	271

Precinct	Robert Drier		Michael Heikkila	
County				
Gogebic County Michigan				
Wakefield Township, Precinct 1	58		26	
Gogebic County Michigan - Total	58		26	
Cumulative				
Cumulative	0		0	
Cumulative - Total	0		0	
County - Total	58		26	

Precinct	Gerald Niemi		Total Votes	Unresolved Write-In
County				
Gogebic County Michigan				
Wakefield Township, Precinct 1	44		128	0
Gogebic County Michigan - Total	44		128	0
Cumulative				
Cumulative	0		0	0
Cumulative - Total	0		0	0
County - Total	44		128	0

Township Trustee for Watersmeet Township (DEM) (Vote for 2)
DEM

Precinct	Times Cast	Registered Voters
County		
Gogebic County Michigan		
Watersmeet Township, Precinct 1	360	1,576
Gogebic County Michigan - Total	360	1,576
Cumulative		
Cumulative	0	0
Cumulative - Total	0	0
County - Total	360	1,576

Precinct	Total Votes	Unresolved Write-In
County		
Gogebic County Michigan		
Watersmeet Township, Precinct 1	0	4
Gogebic County Michigan - Total	0	4
Cumulative		
Cumulative	0	0
Cumulative - Total	0	0
County - Total	0	4

Delegate to the County Convention for City of Bessemer, Precinct 1 (DEM) (Vote for 1)
DEM

Precinct	Times Cast	Registered Voters
County		
Gogebic County Michigan		
City of Bessemer, Precinct 1	519	1,744
Gogebic County Michigan - Total	519	1,744
Cumulative		
Cumulative	0	0
Cumulative - Total	0	0
County - Total	519	1,744

Precinct	Total Votes	Connie Pricco Qualified Write In		Unresolved Write-In
County				
Gogebic County Michigan				
City of Bessemer, Precinct 1	0	0		24
Gogebic County Michigan - Total	0	0		24
Cumulative				
Cumulative	0	0		0
Cumulative - Total	0	0		0
County - Total	0	0		24

Delegate to the County Convention for City of Ironwood, Precinct 1 (DEM) (Vote for 1)
DEM

Precinct	Times Cast	Registered Voters
County		
Gogebic County Michigan		
City of Ironwood, Precinct 1	565	2,125
Gogebic County Michigan - Total	565	2,125
Cumulative		
Cumulative	0	0
Cumulative - Total	0	0
County - Total	565	2,125

Precinct	Total Votes	Unresolved Write-In
County		
Gogebic County Michigan		
City of Ironwood, Precinct 1	0	24
Gogebic County Michigan - Total	0	24
Cumulative		
Cumulative	0	0
Cumulative - Total	0	0
County - Total	0	24

Delegate to the County Convention for City of Ironwood, Precinct 2 (DEM) (Vote for 1)
DEM

Precinct	Times Cast	Registered Voters
County		
Gogebic County Michigan		
City of Ironwood, Precinct 2	434	2,129
Gogebic County Michigan - Total	434	2,129
Cumulative		
Cumulative	0	0
Cumulative - Total	0	0
County - Total	434	2,129

Precinct	Total Votes	Unresolved Write-In
County		
Gogebic County Michigan		
City of Ironwood, Precinct 2	0	36
Gogebic County Michigan - Total	0	36
Cumulative		
Cumulative	0	0
Cumulative - Total	0	0
County - Total	0	36

Delegate to the County Convention for City of Ironwood, Precinct 3 (DEM) (Vote for 1)

DEM

Precinct	Times Cast	Registered Voters
County		
Gogebic County Michigan		
City of Ironwood, Precinct 3	166	743
Gogebic County Michigan - Total	166	743
Cumulative		
Cumulative	0	0
Cumulative - Total	0	0
County - Total	166	743

Precinct	Total Votes	Unresolved Write-In
County		
Gogebic County Michigan		
City of Ironwood, Precinct 3	0	6
Gogebic County Michigan - Total	0	6
Cumulative		
Cumulative	0	0
Cumulative - Total	0	0
County - Total	0	6

Delegate to the County Convention for City of Wakefield, Precinct 1 (DEM) (Vote for 1)
DEM

Precinct	Times Cast	Registered Voters
County		
Gogebic County Michigan		
City of Wakefield, Precinct 1	448	1,393
Gogebic County Michigan - Total	448	1,393
Cumulative		
Cumulative	0	0
Cumulative - Total	0	0
County - Total	448	1,393

Precinct	Total Votes	Unresolved Write-In
County		
Gogebic County Michigan		
City of Wakefield, Precinct 1	0	13
Gogebic County Michigan - Total	0	13
Cumulative		
Cumulative	0	0
Cumulative - Total	0	0
County - Total	0	13

Delegate to the County Convention for Bessemer Township, Precinct 1 (DEM) (Vote for 1)

DEM

Precinct	Times Cast	Registered Voters
County		
Gogebic County Michigan		
Bessemer Township, Precinct 1	340	1,119
Gogebic County Michigan - Total	340	1,119
Cumulative		
Cumulative	0	0
Cumulative - Total	0	0
County - Total	340	1,119

Precinct	Total Votes	Unresolved Write-In
County		
Gogebic County Michigan		
Bessemer Township, Precinct 1	0	7
Gogebic County Michigan - Total	0	7
Cumulative		
Cumulative	0	0
Cumulative - Total	0	0
County - Total	0	7

Delegate to the County Convention for Erwin Township, Precinct 1 (DEM) (Vote for 1)
DEM

Precinct	Times Cast	Registered Voters
County		
Gogebic County Michigan		
Erwin Township, Precinct 1	110	303
Gogebic County Michigan - Total	110	303
Cumulative		
Cumulative	0	0
Cumulative - Total	0	0
County - Total	110	303

Precinct	Total Votes	Unresolved Write-In
County		
Gogebic County Michigan		
Erwin Township, Precinct 1	0	7
Gogebic County Michigan - Total	0	7
Cumulative		
Cumulative	0	0
Cumulative - Total	0	0
County - Total	0	7

Delegate to the County Convention for Ironwood Charter Township, Precinct 1 (DEM) (Vote for 1)
DEM

Precinct	Times Cast	Registered Voters
County		
Gogebic County Michigan		
Ironwood Charter Township, Precinct 1	776	1,940
Gogebic County Michigan - Total	776	1,940
Cumulative		
Cumulative	0	0
Cumulative - Total	0	0
County - Total	776	1,940

Precinct	Total Votes	Unresolved Write-In
County		
Gogebic County Michigan		
Ironwood Charter Township, Precinct 1	0	26
Gogebic County Michigan - Total	0	26
Cumulative		
Cumulative	0	0
Cumulative - Total	0	0
County - Total	0	26

Delegate to the County Convention for Marenisco Township, Precinct 1 (DEM) (Vote for 1)
DEM

Precinct	Times Cast	Registered Voters
County		
Gogebic County Michigan		
Marenisco Township, Precinct 1	134	586
Gogebic County Michigan - Total	134	586
Cumulative		
Cumulative	0	0
Cumulative - Total	0	0
County - Total	134	586

Precinct	Total Votes	Unresolved Write-In
County		
Gogebic County Michigan		
Marenisco Township, Precinct 1	0	0
Gogebic County Michigan - Total	0	0
Cumulative		
Cumulative	0	0
Cumulative - Total	0	0
County - Total	0	0

Delegate to the County Convention for Wakefield Township, Precinct 1 (DEM) (Vote for 1)

DEM

Precinct	Times Cast	Registered Voters
County		
Gogebic County Michigan		
Wakefield Township, Precinct 1	95	271
Gogebic County Michigan - Total	95	271
Cumulative		
Cumulative	0	0
Cumulative - Total	0	0
County - Total	95	271

Precinct	Total Votes	Unresolved Write-In
County		
Gogebic County Michigan		
Wakefield Township, Precinct 1	0	4
Gogebic County Michigan - Total	0	4
Cumulative		
Cumulative	0	0
Cumulative - Total	0	0
County - Total	0	4

County Prosecuting Attorney for Gogebic County (REP) (Vote for 1)
REP

Precinct	Times Cast	Registered Voters
County		
Gogebic County Michigan		
City of Bessemer, Precinct 1	519	1,744
City of Ironwood, Precinct 1	565	2,125
City of Ironwood, Precinct 2	434	2,129
City of Ironwood, Precinct 3	166	743
City of Wakefield, Precinct 1	448	1,393
Bessemer Township, Precinct 1	340	1,119
Erwin Township, Precinct 1	110	303
Ironwood Charter Township, Precinct 1	776	1,940
Marenisco Township, Precinct 1	134	586
Wakefield Township, Precinct 1	95	271
Watersmeet Township, Precinct 1	360	1,576
Gogebic County Michigan - Total	3,947	13,929
Cumulative		
Cumulative	0	0
Cumulative - Total	0	0
County - Total	3,947	13,929

Precinct	Total Votes	Unresolved Write-In
County		
Gogebic County Michigan		
City of Bessemer, Precinct 1	0	10
City of Ironwood, Precinct 1	0	11
City of Ironwood, Precinct 2	0	13
City of Ironwood, Precinct 3	0	7
City of Wakefield, Precinct 1	0	22
Bessemer Township, Precinct 1	0	5
Erwin Township, Precinct 1	0	2
Ironwood Charter Township, Precinct 1	0	12
Marenisco Township, Precinct 1	0	2
Wakefield Township, Precinct 1	0	3
Watersmeet Township, Precinct 1	0	21
Gogebic County Michigan - Total	0	108
Cumulative		
Cumulative	0	0
Cumulative - Total	0	0
County - Total	0	108

County Sheriff for Gogebic County (REP) (Vote for 1)
REP

Precinct	Times Cast	Registered Voters
County		
Gogebic County Michigan		
City of Bessemer, Precinct 1	519	1,744
City of Ironwood, Precinct 1	565	2,125
City of Ironwood, Precinct 2	434	2,129
City of Ironwood, Precinct 3	166	743
City of Wakefield, Precinct 1	448	1,393
Bessemer Township, Precinct 1	340	1,119
Erwin Township, Precinct 1	110	303
Ironwood Charter Township, Precinct 1	776	1,940
Marenisco Township, Precinct 1	134	586
Wakefield Township, Precinct 1	95	271
Watersmeet Township, Precinct 1	360	1,576
Gogebic County Michigan - Total	3,947	13,929
Cumulative		
Cumulative	0	0
Cumulative - Total	0	0
County - Total	3,947	13,929

Precinct	Total Votes	Unresolved Write-In
County		
Gogebic County Michigan		
City of Bessemer, Precinct 1	0	13
City of Ironwood, Precinct 1	0	10
City of Ironwood, Precinct 2	0	14
City of Ironwood, Precinct 3	0	7
City of Wakefield, Precinct 1	0	22
Bessemer Township, Precinct 1	0	7
Erwin Township, Precinct 1	0	4
Ironwood Charter Township, Precinct 1	0	15
Marenisco Township, Precinct 1	0	1
Wakefield Township, Precinct 1	0	1
Watersmeet Township, Precinct 1	0	19
Gogebic County Michigan - Total	0	113
Cumulative		
Cumulative	0	0
Cumulative - Total	0	0
County - Total	0	113

County Clerk for Gogebic County (REP) (Vote for 1)
REP

Precinct	Times Cast	Registered Voters
County		
Gogebic County Michigan		
City of Bessemer, Precinct 1	519	1,744
City of Ironwood, Precinct 1	565	2,125
City of Ironwood, Precinct 2	434	2,129
City of Ironwood, Precinct 3	166	743
City of Wakefield, Precinct 1	448	1,393
Bessemer Township, Precinct 1	340	1,119
Erwin Township, Precinct 1	110	303
Ironwood Charter Township, Precinct 1	776	1,940
Marenisco Township, Precinct 1	134	586
Wakefield Township, Precinct 1	95	271
Watersmeet Township, Precinct 1	360	1,576
Gogebic County Michigan - Total	3,947	13,929
Cumulative		
Cumulative	0	0
Cumulative - Total	0	0
County - Total	3,947	13,929

Precinct	Total Votes	Unresolved Write-In
County		
Gogebic County Michigan		
City of Bessemer, Precinct 1	0	12
City of Ironwood, Precinct 1	0	10
City of Ironwood, Precinct 2	0	12
City of Ironwood, Precinct 3	0	7
City of Wakefield, Precinct 1	0	21
Bessemer Township, Precinct 1	0	6
Erwin Township, Precinct 1	0	3
Ironwood Charter Township, Precinct 1	0	12
Marenisco Township, Precinct 1	0	1
Wakefield Township, Precinct 1	0	3
Watersmeet Township, Precinct 1	0	24
Gogebic County Michigan - Total	0	111
Cumulative		
Cumulative	0	0
Cumulative - Total	0	0
County - Total	0	111

County Treasurer for Gogebic County (REP) (Vote for 1)
REP

Precinct	Times Cast	Registered Voters
County		
Gogebic County Michigan		
City of Bessemer, Precinct 1	519	1,744
City of Ironwood, Precinct 1	565	2,125
City of Ironwood, Precinct 2	434	2,129
City of Ironwood, Precinct 3	166	743
City of Wakefield, Precinct 1	448	1,393
Bessemer Township, Precinct 1	340	1,119
Erwin Township, Precinct 1	110	303
Ironwood Charter Township, Precinct 1	776	1,940
Marenisco Township, Precinct 1	134	586
Wakefield Township, Precinct 1	95	271
Watersmeet Township, Precinct 1	360	1,576
Gogebic County Michigan - Total	3,947	13,929
Cumulative		
Cumulative	0	0
Cumulative - Total	0	0
County - Total	3,947	13,929

Precinct	Total Votes	Unresolved Write-In
County		
Gogebic County Michigan		
City of Bessemer, Precinct 1	0	10
City of Ironwood, Precinct 1	0	9
City of Ironwood, Precinct 2	0	11
City of Ironwood, Precinct 3	0	7
City of Wakefield, Precinct 1	0	20
Bessemer Township, Precinct 1	0	6
Erwin Township, Precinct 1	0	2
Ironwood Charter Township, Precinct 1	0	12
Marenisco Township, Precinct 1	0	1
Wakefield Township, Precinct 1	0	3
Watersmeet Township, Precinct 1	0	18
Gogebic County Michigan - Total	0	99
Cumulative		
Cumulative	0	0
Cumulative - Total	0	0
County - Total	0	99

County Mine Inspector for Gogebic County (REP) (Vote for 1)
REP

Precinct	Times Cast	Registered Voters
County		
Gogebic County Michigan		
City of Bessemer, Precinct 1	519	1,744
City of Ironwood, Precinct 1	565	2,125
City of Ironwood, Precinct 2	434	2,129
City of Ironwood, Precinct 3	166	743
City of Wakefield, Precinct 1	448	1,393
Bessemer Township, Precinct 1	340	1,119
Erwin Township, Precinct 1	110	303
Ironwood Charter Township, Precinct 1	776	1,940
Marenisco Township, Precinct 1	134	586
Wakefield Township, Precinct 1	95	271
Watersmeet Township, Precinct 1	360	1,576
Gogebic County Michigan - Total	3,947	13,929
Cumulative		
Cumulative	0	0
Cumulative - Total	0	0
County - Total	3,947	13,929

Precinct	Total Votes	Unresolved Write-In
County		
Gogebic County Michigan		
City of Bessemer, Precinct 1	0	11
City of Ironwood, Precinct 1	0	8
City of Ironwood, Precinct 2	0	12
City of Ironwood, Precinct 3	0	8
City of Wakefield, Precinct 1	0	19
Bessemer Township, Precinct 1	0	6
Erwin Township, Precinct 1	0	2
Ironwood Charter Township, Precinct 1	0	10
Marenisco Township, Precinct 1	0	3
Wakefield Township, Precinct 1	0	3
Watersmeet Township, Precinct 1	0	18
Gogebic County Michigan - Total	0	100
Cumulative		
Cumulative	0	0
Cumulative - Total	0	0
County - Total	0	100

County Drain Commissioner for Gogebic County (REP) (Vote for 1)
REP

Precinct	Times Cast	Registered Voters
County		
Gogebic County Michigan		
City of Bessemer, Precinct 1	519	1,744
City of Ironwood, Precinct 1	565	2,125
City of Ironwood, Precinct 2	434	2,129
City of Ironwood, Precinct 3	166	743
City of Wakefield, Precinct 1	448	1,393
Bessemer Township, Precinct 1	340	1,119
Erwin Township, Precinct 1	110	303
Ironwood Charter Township, Precinct 1	776	1,940
Marenisco Township, Precinct 1	134	586
Wakefield Township, Precinct 1	95	271
Watersmeet Township, Precinct 1	360	1,576
Gogebic County Michigan - Total	3,947	13,929
Cumulative		
Cumulative	0	0
Cumulative - Total	0	0
County - Total	3,947	13,929

Precinct	Michael Foley		Total Votes	Unresolved Write-in
County				
Gogebic County Michigan				
City of Bessemer, Precinct 1	70		70	0
City of Ironwood, Precinct 1	100		100	0
City of Ironwood, Precinct 2	76		76	0
City of Ironwood, Precinct 3	29		29	1
City of Wakefield, Precinct 1	100		100	0
Bessemer Township, Precinct 1	60		60	0
Erwin Township, Precinct 1	26		26	0
Ironwood Charter Township, Precinct 1	135		135	0
Marenisco Township, Precinct 1	43		43	0
Wakefield Township, Precinct 1	17		17	0
Watersmeet Township, Precinct 1	123		123	1
Gogebic County Michigan - Total	779		779	2
Cumulative				
Cumulative	0		0	0
Cumulative - Total	0		0	0
County - Total	779		779	2

County Commissioner for County Commissioner District 1 (REP) (Vote for 1)
REP

Precinct	Times Cast	Registered Voters
County		
Gogebic County Michigan		
Ironwood Charter Township, Precinct 1	776	1,940
Gogebic County Michigan - Total	776	1,940
Cumulative		
Cumulative	0	0
Cumulative - Total	0	0
County - Total	776	1,940

Precinct	Total Votes	Unresolved Write-In
County		
Gogebic County Michigan		
Ironwood Charter Township, Precinct 1	0	12
Gogebic County Michigan - Total	0	12
Cumulative		
Cumulative	0	0
Cumulative - Total	0	0
County - Total	0	12

County Commissioner for County Commissioner District 2 (REP) (Vote for 1)
REP

Precinct	Times Cast	Registered Voters
County		
Gogebic County Michigan		
City of Ironwood, Precinct 1	565	2,125
Gogebic County Michigan - Total	565	2,125
Cumulative		
Cumulative	0	0
Cumulative - Total	0	0
County - Total	565	2,125

Precinct	Total Votes	Unresolved Write-in
County		
Gogebic County Michigan		
City of Ironwood, Precinct 1	0	7
Gogebic County Michigan - Total	0	7
Cumulative		
Cumulative	0	0
Cumulative - Total	0	0
County - Total	0	7

County Commissioner for County Commissioner District 3 (REP) (Vote for 1)
REP

Precinct	Times Cast	Registered Voters
County		
Gogebic County Michigan		
City of Ironwood, Precinct 2	434	2,129
Gogebic County Michigan - Total	434	2,129
Cumulative		
Cumulative	0	0
Cumulative - Total	0	0
County - Total	434	2,129

Precinct	Total Votes	Unresolved Write-In
County		
Gogebic County Michigan		
City of Ironwood, Precinct 2	0	10
Gogebic County Michigan - Total	0	10
Cumulative		
Cumulative	0	0
Cumulative - Total	0	0
County - Total	0	10

County Commissioner for County Commissioner District 4 (REP) (Vote for 1)
REP

Precinct	Times Cast	Registered Voters
County		
Gogebic County Michigan		
City of Ironwood, Precinct 3	166	743
Bessemer Township, Precinct 1	264	879
Erwin Township, Precinct 1	110	303
Gogebic County Michigan - Total	540	1,925
Cumulative		
Cumulative	0	0
Cumulative - Total	0	0
County - Total	540	1,925

Precinct	Total Votes	Unresolved Write-In
County		
Gogebic County Michigan		
City of Ironwood, Precinct 3	0	5
Bessemer Township, Precinct 1	0	5
Erwin Township, Precinct 1	0	2
Gogebic County Michigan - Total	0	12
Cumulative		
Cumulative	0	0
Cumulative - Total	0	0
County - Total	0	12

County Commissioner for County Commissioner District 5 (REP) (Vote for 1)
REP

Precinct	Times Cast	Registered Voters
County		
Gogebic County Michigan		
City of Bessemer, Precinct 1	519	1,744
Bessemer Township, Precinct 1	76	240
Gogebic County Michigan - Total	595	1,984
Cumulative		
Cumulative	0	0
Cumulative - Total	0	0
County - Total	595	1,984

Precinct	Total Votes	Unresolved Write-In
County		
Gogebic County Michigan		
City of Bessemer, Precinct 1	0	7
Bessemer Township, Precinct 1	0	0
Gogebic County Michigan - Total	0	7
Cumulative		
Cumulative	0	0
Cumulative - Total	0	0
County - Total	0	7

County Commissioner for County Commissioner District 6 (REP) (Vote for 1)
REP

Precinct	Times Cast	Registered Voters
County		
Gogebic County Michigan		
City of Wakefield, Precinct 1	448	1,393
Wakefield Township, Precinct 1	95	271
Gogebic County Michigan - Total	543	1,664
Cumulative		
Cumulative	0	0
Cumulative - Total	0	0
County - Total	543	1,664

Precinct	Total Votes	Unresolved Write-In
County		
Gogebic County Michigan		
City of Wakefield, Precinct 1	0	18
Wakefield Township, Precinct 1	0	3
Gogebic County Michigan - Total	0	21
Cumulative		
Cumulative	0	0
Cumulative - Total	0	0
County - Total	0	21

County Commissioner for County Commissioner District 7 (REP) (Vote for 1)
REP

Precinct	Times Cast	Registered Voters
County		
Gogebic County Michigan		
Marenisco Township, Precinct 1	134	586
Watersmeet Township, Precinct 1	360	1,576
Gogebic County Michigan - Total	494	2,162
Cumulative		
Cumulative	0	0
Cumulative - Total	0	0
County - Total	494	2,162

Precinct	Total Votes	Unresolved Write-In
County		
Gogebic County Michigan		
Marenisco Township, Precinct 1	0	2
Watersmeet Township, Precinct 1	0	15
Gogebic County Michigan - Total	0	17
Cumulative		
Cumulative	0	0
Cumulative - Total	0	0
County - Total	0	17

Township Supervisor for Bessemer Township (REP) (Vote for 1)

REP

Precinct	Times Cast	Registered Voters
County		
Gogebic County Michigan		
Bessemer Township, Precinct 1	340	1,119
Gogebic County Michigan - Total	340	1,119
Cumulative		
Cumulative	0	0
Cumulative - Total	0	0
County - Total	340	1,119

Precinct	Total Votes	Unresolved Write-In
County		
Gogebic County Michigan		
Bessemer Township, Precinct 1	0	5
Gogebic County Michigan - Total	0	5
Cumulative		
Cumulative	0	0
Cumulative - Total	0	0
County - Total	0	5

Township Supervisor for Erwin Township (REP) (Vote for 1)
REP

Precinct	Times Cast	Registered Voters
County		
Gogebic County Michigan		
Erwin Township, Precinct 1	110	303
Gogebic County Michigan - Total	110	303
Cumulative		
Cumulative	0	0
Cumulative - Total	0	0
County - Total	110	303

Precinct	Total Votes	Unresolved Write-In
County		
Gogebic County Michigan		
Erwin Township, Precinct 1	0	2
Gogebic County Michigan - Total	0	2
Cumulative		
Cumulative	0	0
Cumulative - Total	0	0
County - Total	0	2

Township Supervisor for Ironwood Charter Township (REP) (Vote for 1)
REP

Precinct	Times Cast	Registered Voters
County		
Gogebic County Michigan		
Ironwood Charter Township, Precinct 1	776	1,940
Gogebic County Michigan - Total	776	1,940
Cumulative		
Cumulative	0	0
Cumulative - Total	0	0
County - Total	776	1,940

Precinct	Total Votes	Unresolved Write-in
County		
Gogebic County Michigan		
Ironwood Charter Township, Precinct 1	0	12
Gogebic County Michigan - Total	0	12
Cumulative		
Cumulative	0	0
Cumulative - Total	0	0
County - Total	0	12

Township Supervisor for Marenisco Township (REP) (Vote for 1)
REP

Precinct	Times Cast	Registered Voters
County		
Gogebic County Michigan		
Marenisco Township, Precinct 1	134	586
Gogebic County Michigan - Total	134	586
Cumulative		
Cumulative	0	0
Cumulative - Total	0	0
County - Total	134	586

Precinct	Bruce J. Mahler		Total Votes	Unresolved Write-In
County				
Gogebic County Michigan				
Marenisco Township, Precinct 1	51		51	0
Gogebic County Michigan - Total	51		51	0
Cumulative				
Cumulative	0		0	0
Cumulative - Total	0		0	0
County - Total	51		51	0

Township Supervisor for Wakefield Township (REP) (Vote for 1)
REP

Precinct	Times Cast	Registered Voters
County		
Gogebic County Michigan		
Wakefield Township, Precinct 1	95	271
Gogebic County Michigan - Total	95	271
Cumulative		
Cumulative	0	0
Cumulative - Total	0	0
County - Total	95	271

Precinct	Total Votes	Unresolved Write-In
County		
Gogebic County Michigan		
Wakefield Township, Precinct 1	0	4
Gogebic County Michigan - Total	0	4
Cumulative		
Cumulative	0	0
Cumulative - Total	0	0
County - Total	0	4

Township Supervisor for Watersmeet Township (REP) (Vote for 1)
REP

Precinct	Times Cast	Registered Voters
County		
Gogebic County Michigan		
Watersmeet Township, Precinct 1	360	1,576
Gogebic County Michigan - Total	360	1,576
Cumulative		
Cumulative	0	0
Cumulative - Total	0	0
County - Total	360	1,576

Precinct	Bill Neumann		Total Votes	Unresolved Write-in
County				
Gogebic County Michigan				
Watersmeet Township, Precinct 1	107		107	10
Gogebic County Michigan - Total	107		107	10
Cumulative				
Cumulative	0		0	0
Cumulative - Total	0		0	0
County - Total	107		107	10

Township Clerk for Bessemer Township (REP) (Vote for 1)
REP

Precinct	Times Cast	Registered Voters
County		
Gogebic County Michigan		
Bessemer Township, Precinct 1	340	1,119
Gogebic County Michigan - Total	340	1,119
Cumulative		
Cumulative	0	0
Cumulative - Total	0	0
County - Total	340	1,119

Precinct	Total Votes	Unresolved Write-In
County		
Gogebic County Michigan		
Bessemer Township, Precinct 1	0	5
Gogebic County Michigan - Total	0	5
Cumulative		
Cumulative	0	0
Cumulative - Total	0	0
County - Total	0	5

Township Clerk for Erwin Township (REP) (Vote for 1)
REP

Precinct	Times Cast	Registered Voters
County		
Gogebic County Michigan		
Erwin Township, Precinct 1	110	303
Gogebic County Michigan - Total	110	303
Cumulative		
Cumulative	0	0
Cumulative - Total	0	0
County - Total	110	303

Precinct	Total Votes	Unresolved Write-In
County		
Gogebic County Michigan		
Erwin Township, Precinct 1	0	1
Gogebic County Michigan - Total	0	1
Cumulative		
Cumulative	0	0
Cumulative - Total	0	0
County - Total	0	1

Township Clerk for Ironwood Charter Township (REP) (Vote for 1)
REP

Precinct	Times Cast	Registered Voters
County		
Gogebic County Michigan		
Ironwood Charter Township, Precinct 1	776	1,940
Gogebic County Michigan - Total	776	1,940
Cumulative		
Cumulative	0	0
Cumulative - Total	0	0
County - Total	776	1,940

Precinct	Total Votes	Unresolved Write-In
County		
Gogebic County Michigan		
Ironwood Charter Township, Precinct 1	0	12
Gogebic County Michigan - Total	0	12
Cumulative		
Cumulative	0	0
Cumulative - Total	0	0
County - Total	0	12

Township Clerk for Marenisco Township (REP) (Vote for 1)
REP

Precinct	Times Cast	Registered Voters
County		
Gogebic County Michigan		
Marenisco Township, Precinct 1	134	586
Gogebic County Michigan - Total	134	586
Cumulative		
Cumulative	0	0
Cumulative - Total	0	0
County - Total	134	586

Precinct	Total Votes	Unresolved Write-In
County		
Gogebic County Michigan		
Marenisco Township, Precinct 1	0	0
Gogebic County Michigan - Total	0	0
Cumulative		
Cumulative	0	0
Cumulative - Total	0	0
County - Total	0	0

Township Clerk for Wakefield Township (REP) (Vote for 1)

REP

Precinct	Times Cast	Registered Voters
County		
Gogebic County Michigan		
Wakefield Township, Precinct 1	95	271
Gogebic County Michigan - Total	95	271
Cumulative		
Cumulative	0	0
Cumulative - Total	0	0
County - Total	95	271

Precinct	Total Votes	Unresolved Write-In
County		
Gogebic County Michigan		
Wakefield Township, Precinct 1	0	3
Gogebic County Michigan - Total	0	3
Cumulative		
Cumulative	0	0
Cumulative - Total	0	0
County - Total	0	3

Township Clerk for Watersmeet Township (REP) (Vote for 1)
REP

Precinct	Times Cast	Registered Voters
County		
Gogebic County Michigan		
Watersmeet Township, Precinct 1	360	1,576
Gogebic County Michigan - Total	360	1,576
Cumulative		
Cumulative	0	0
Cumulative - Total	0	0
County - Total	360	1,576

Precinct	Total Votes	Kirsten Hoffoss Boehm	Qualified Write-In	Unresolved Write-In
County				
Gogebic County Michigan				
Watersmeet Township, Precinct 1	20	20		11
Gogebic County Michigan - Total	20	20		11
Cumulative				
Cumulative	0	0		0
Cumulative - Total	0	0		0
County - Total	20	20		11

Township Treasurer for Bessemer Township (REP) (Vote for 1)
REP

Precinct	Times Cast	Registered Voters
County		
Gogebic County Michigan		
Bessemer Township, Precinct 1	340	1,119
Gogebic County Michigan - Total	340	1,119
Cumulative		
Cumulative	0	0
Cumulative - Total	0	0
County - Total	340	1,119

Precinct	Total Votes	Unresolved Write-In
County		
Gogebic County Michigan		
Bessemer Township, Precinct 1	0	4
Gogebic County Michigan - Total	0	4
Cumulative		
Cumulative	0	0
Cumulative - Total	0	0
County - Total	0	4

Township Treasurer for Erwin Township (REP) (Vote for 1)
REP

Precinct	Times Cast	Registered Voters
County		
Gogebic County Michigan		
Erwin Township, Precinct 1	110	303
Gogebic County Michigan - Total	110	303
Cumulative		
Cumulative	0	0
Cumulative - Total	0	0
County - Total	110	303

Precinct	Roberta Nuce		Total Votes	Unresolved Write-In
County				
Gogebic County Michigan				
Erwin Township, Precinct 1	24		24	0
Gogebic County Michigan - Total	24		24	0
Cumulative				
Cumulative	0		0	0
Cumulative - Total	0		0	0
County - Total	24		24	0

Township Treasurer for Ironwood Charter Township (REP) (Vote for 1)

REP

Precinct	Times Cast	Registered Voters
County		
Gogebic County Michigan		
Ironwood Charter Township, Precinct 1	776	1,940
Gogebic County Michigan - Total	776	1,940
Cumulative		
Cumulative	0	0
Cumulative - Total	0	0
County - Total	776	1,940

Precinct	Total Votes	Unresolved Write-In
County		
Gogebic County Michigan		
Ironwood Charter Township, Precinct 1	0	12
Gogebic County Michigan - Total	0	12
Cumulative		
Cumulative	0	0
Cumulative - Total	0	0
County - Total	0	12

Township Treasurer for Marenisco Township (REP) (Vote for 1)
REP

Precinct	Times Cast	Registered Voters
County		
Gogebic County Michigan		
Marenisco Township, Precinct 1	134	586
Gogebic County Michigan - Total	134	586
Cumulative		
Cumulative	0	0
Cumulative - Total	0	0
County - Total	134	586

Precinct	Total Votes	Unresolved Write-In
County		
Gogebic County Michigan		
Marenisco Township, Precinct 1	0	2
Gogebic County Michigan - Total	0	2
Cumulative		
Cumulative	0	0
Cumulative - Total	0	0
County - Total	0	2

Township Treasurer for Wakefield Township (REP) (Vote for 1)
REP

Precinct	Times Cast	Registered Voters
County		
Gogebic County Michigan		
Wakefield Township, Precinct 1	95	271
Gogebic County Michigan - Total	95	271
Cumulative		
Cumulative	0	0
Cumulative - Total	0	0
County - Total	95	271

Precinct	Denice Laessig		Total Votes	Unresolved Write-In
County				
Gogebic County Michigan				
Wakefield Township, Precinct 1	15		15	0
Gogebic County Michigan - Total	15		15	0
Cumulative				
Cumulative	0		0	0
Cumulative - Total	0		0	0
County - Total	15		15	0

Township Treasurer for Watersmeet Township (REP) (Vote for 1)
REP

Precinct	Times Cast	Registered Voters
County		
Gogebic County Michigan		
Watersmeet Township, Precinct 1	360	1,576
Gogebic County Michigan - Total	360	1,576
Cumulative		
Cumulative	0	0
Cumulative - Total	0	0
County - Total	360	1,576

Precinct	Total Votes	Unresolved Write-In
County		
Gogebic County Michigan		
Watersmeet Township, Precinct 1	0	13
Gogebic County Michigan - Total	0	13
Cumulative		
Cumulative	0	0
Cumulative - Total	0	0
County - Total	0	13

Township Trustee for Bessemer Township (REP) (Vote for 2)
REP

Precinct	Times Cast	Registered Voters
County		
Gogebic County Michigan		
Bessemer Township, Precinct 1	340	1,119
Gogebic County Michigan - Total	340	1,119
Cumulative		
Cumulative	0	0
Cumulative - Total	0	0
County - Total	340	1,119

Precinct	Total Votes	Unresolved Write-In
County		
Gogebic County Michigan		
Bessemer Township, Precinct 1	0	5
Gogebic County Michigan - Total	0	5
Cumulative		
Cumulative	0	0
Cumulative - Total	0	0
County - Total	0	5

Township Trustee for Erwin Township (REP) (Vote for 2)
REP

Precinct	Times Cast	Registered Voters
County		
Gogebic County Michigan		
Erwin Township, Precinct 1	110	303
Gogebic County Michigan - Total	110	303
Cumulative		
Cumulative	0	0
Cumulative - Total	0	0
County - Total	110	303

Precinct	James H. Anderson		Total Votes	Unresolved Write-In
County				
Gogebic County Michigan				
Erwin Township, Precinct 1	26		26	0
Gogebic County Michigan - Total	26		26	0
Cumulative				
Cumulative	0		0	0
Cumulative - Total	0		0	0
County - Total	26		26	0

Township Trustee for Ironwood Charter Township (REP) (Vote for 4)

REP

Precinct	Times Cast	Registered Voters
County		
Gogebic County Michigan		
Ironwood Charter Township, Precinct 1	776	1,940
Gogebic County Michigan - Total	776	1,940
Cumulative		
Cumulative	0	0
Cumulative - Total	0	0
County - Total	776	1,940

Precinct	Brenda Alli-Angus		James J. Simmons Jr.		Total Votes
County					
Gogebic County Michigan					
Ironwood Charter Township, Precinct 1	111		103		214
Gogebic County Michigan - Total	111		103		214
Cumulative					
Cumulative	0		0		0
Cumulative - Total	0		0		0
County - Total	111		103		214

Precinct	Unresolved Write-In
County	
Gogebic County Michigan	
Ironwood Charter Township, Precinct 1	8
Gogebic County Michigan - Total	8
Cumulative	
Cumulative	0
Cumulative - Total	0
County - Total	8

Township Trustee for Marenisco Township (REP) (Vote for 2)

REP

Precinct	Times Cast	Registered Voters
County		
Gogebic County Michigan		
Marenisco Township, Precinct 1	134	586
Gogebic County Michigan - Total	134	586
Cumulative		
Cumulative	0	0
Cumulative - Total	0	0
County - Total	134	586

Precinct	Total Votes	Unresolved Write-In
County		
Gogebic County Michigan		
Marenisco Township, Precinct 1	0	0
Gogebic County Michigan - Total	0	0
Cumulative		
Cumulative	0	0
Cumulative - Total	0	0
County - Total	0	0

Township Trustee for Wakefield Township (REP) (Vote for 2)
REP

Precinct	Times Cast	Registered Voters
County		
Gogebic County Michigan		
Wakefield Township, Precinct 1	95	271
Gogebic County Michigan - Total	95	271
Cumulative		
Cumulative	0	0
Cumulative - Total	0	0
County - Total	95	271

Precinct	Total Votes	Unresolved Write-In
County		
Gogebic County Michigan		
Wakefield Township, Precinct 1	0	3
Gogebic County Michigan - Total	0	3
Cumulative		
Cumulative	0	0
Cumulative - Total	0	0
County - Total	0	3

Township Trustee for Watersmeet Township (REP) (Vote for 2)
REP

Precinct	Times Cast	Registered Voters
County		
Gogebic County Michigan		
Watersmeet Township, Precinct 1	360	1,576
Gogebic County Michigan - Total	360	1,576
Cumulative		
Cumulative	0	0
Cumulative - Total	0	0
County - Total	360	1,576

Precinct	Peter A. Lievense Jr.		Alan R. Piel		Total Votes
County					
Gogebic County Michigan					
Watersmeet Township, Precinct 1	103		117		220
Gogebic County Michigan - Total	103		117		220
Cumulative					
Cumulative	0		0		0
Cumulative - Total	0		0		0
County - Total	103		117		220

Precinct	Unresolved Write-In
County	
Gogebic County Michigan	
Watersmeet Township, Precinct 1	1
Gogebic County Michigan - Total	1
Cumulative	
Cumulative	0
Cumulative - Total	0
County - Total	1

Delegate to the County Convention for City of Bessemer, Precinct 1 (REP) (Vote for 1)

REP

Precinct	Times Cast	Registered Voters
County		
Gogebic County Michigan		
City of Bessemer, Precinct 1	519	1,744
Gogebic County Michigan - Total	519	1,744
Cumulative		
Cumulative	0	0
Cumulative - Total	0	0
County - Total	519	1,744

Precinct	Total Votes	Unresolved Write-In
County		
Gogebic County Michigan		
City of Bessemer, Precinct 1	0	7
Gogebic County Michigan - Total	0	7
Cumulative		
Cumulative	0	0
Cumulative - Total	0	0
County - Total	0	7

Delegate to the County Convention for City of Ironwood, Precinct 1 (REP) (Vote for 1)
REP

Precinct	Times Cast	Registered Voters
County		
Gogebic County Michigan		
City of Ironwood, Precinct 1	565	2,125
Gogebic County Michigan - Total	565	2,125
Cumulative		
Cumulative	0	0
Cumulative - Total	0	0
County - Total	565	2,125

Precinct	Charles E. Best	Rachel Slaughter	Total Votes
County			
Gogebic County Michigan			
City of Ironwood, Precinct 1	56	49	105
Gogebic County Michigan - Total	56	49	105
Cumulative			
Cumulative	0	0	0
Cumulative - Total	0	0	0
County - Total	56	49	105

Precinct	Unresolved Write-in
County	
Gogebic County Michigan	
City of Ironwood, Precinct 1	0
Gogebic County Michigan - Total	0
Cumulative	
Cumulative	0
Cumulative - Total	0
County - Total	0

Delegate to the County Convention for City of Ironwood, Precinct 2 (REP) (Vote for 1)
REP

Precinct	Times Cast	Registered Voters
County		
Gogebic County Michigan		
City of Ironwood, Precinct 2	434	2,129
Gogebic County Michigan - Total	434	2,129
Cumulative		
Cumulative	0	0
Cumulative - Total	0	0
County - Total	434	2,129

Precinct	Linda Ellen		Total Votes	Lois Marilyn Fruik Qualified Write-In	
County					
Gogebic County Michigan					
City of Ironwood, Precinct 2	72		72	0	
Gogebic County Michigan - Total	72		72	0	
Cumulative					
Cumulative	0		0	0	
Cumulative - Total	0		0	0	
County - Total	72		72	0	

Precinct	Unresolved Write-In
County	
Gogebic County Michigan	
City of Ironwood, Precinct 2	3
Gogebic County Michigan - Total	3
Cumulative	
Cumulative	0
Cumulative - Total	0
County - Total	3

Delegate to the County Convention for City of Ironwood, Precinct 3 (REP) (Vote for 1)
REP

Precinct	Times Cast	Registered Voters
County		
Gogebic County Michigan		
City of Ironwood, Precinct 3	166	743
Gogebic County Michigan - Total	166	743
Cumulative		
Cumulative	0	0
Cumulative - Total	0	0
County - Total	166	743

Precinct	Total Votes	Unresolved Write-In
County		
Gogebic County Michigan		
City of Ironwood, Precinct 3	0	6
Gogebic County Michigan - Total	0	6
Cumulative		
Cumulative	0	0
Cumulative - Total	0	0
County - Total	0	6

Delegate to the County Convention for City of Wakefield, Precinct 1 (REP) (Vote for 1)
REP

Precinct	Times Cast	Registered Voters
County		
Gogebic County Michigan		
City of Wakefield, Precinct 1	448	1,393
Gogebic County Michigan - Total	448	1,393
Cumulative		
Cumulative	0	0
Cumulative - Total	0	0
County - Total	448	1,393

Precinct	Total Votes	Unresolved Write-In
County		
Gogebic County Michigan		
City of Wakefield, Precinct 1	0	17
Gogebic County Michigan - Total	0	17
Cumulative		
Cumulative	0	0
Cumulative - Total	0	0
County - Total	0	17

Delegate to the County Convention for Bessemer Township, Precinct 1 (REP) (Vote for 1)
REP

Precinct	Times Cast	Registered Voters
County		
Gogebic County Michigan		
Bessemer Township, Precinct 1	340	1,119
Gogebic County Michigan - Total	340	1,119
Cumulative		
Cumulative	0	0
Cumulative - Total	0	0
County - Total	340	1,119

Precinct	Total Votes	Unresolved Write-In
County		
Gogebic County Michigan		
Bessemer Township, Precinct 1	0	5
Gogebic County Michigan - Total	0	5
Cumulative		
Cumulative	0	0
Cumulative - Total	0	0
County - Total	0	5

Delegate to the County Convention for Erwin Township, Precinct 1 (REP) (Vote for 1)

REP

Precinct	Times Cast	Registered Voters
County		
Gogebic County Michigan		
Erwin Township, Precinct 1	110	303
Gogebic County Michigan - Total	110	303
Cumulative		
Cumulative	0	0
Cumulative - Total	0	0
County - Total	110	303

Precinct	Total Votes	Unresolved Write-In
County		
Gogebic County Michigan		
Erwin Township, Precinct 1	0	2
Gogebic County Michigan - Total	0	2
Cumulative		
Cumulative	0	0
Cumulative - Total	0	0
County - Total	0	2

Delegate to the County Convention for Ironwood Charter Township, Precinct 1 (REP) (Vote for 1)
REP

Precinct	Times Cast	Registered Voters
County		
Gogebic County Michigan		
Ironwood Charter Township, Precinct 1	776	1,940
Gogebic County Michigan - Total	776	1,940
Cumulative		
Cumulative	0	0
Cumulative - Total	0	0
County - Total	776	1,940

Precinct	Total Votes	Unresolved Write-In
County		
Gogebic County Michigan		
Ironwood Charter Township, Precinct 1	0	8
Gogebic County Michigan - Total	0	8
Cumulative		
Cumulative	0	0
Cumulative - Total	0	0
County - Total	0	8

Delegate to the County Convention for Marenisco Township, Precinct 1 (REP) (Vote for 1)

REP

Precinct	Times Cast	Registered Voters
County		
Gogebic County Michigan		
Marenisco Township, Precinct 1	134	586
Gogebic County Michigan - Total	134	586
Cumulative		
Cumulative	0	0
Cumulative - Total	0	0
County - Total	134	586

Precinct	Total Votes	Unresolved Write-In
County		
Gogebic County Michigan		
Marenisco Township, Precinct 1	0	0
Gogebic County Michigan - Total	0	0
Cumulative		
Cumulative	0	0
Cumulative - Total	0	0
County - Total	0	0

Delegate to the County Convention for Wakefield Township, Precinct 1 (REP) (Vote for 1)
REP

Precinct	Times Cast	Registered Voters
County		
Gogebic County Michigan		
Wakefield Township, Precinct 1	95	271
Gogebic County Michigan - Total	95	271
Cumulative		
Cumulative	0	0
Cumulative - Total	0	0
County - Total	95	271

Precinct	Total Votes	Unresolved Write-In
County		
Gogebic County Michigan		
Wakefield Township, Precinct 1	0	3
Gogebic County Michigan - Total	0	3
Cumulative		
Cumulative	0	0
Cumulative - Total	0	0
County - Total	0	3

Delegate to the County Convention for Watersmeet Township, Precinct 1 (REP) (Vote for 1)

REP

Precinct	Times Cast	Registered Voters
County		
Gogebic County Michigan		
Watersmeet Township, Precinct 1	360	1,576
Gogebic County Michigan - Total	360	1,576
Cumulative		
Cumulative	0	0
Cumulative - Total	0	0
County - Total	360	1,576

Precinct	Total Votes	Unresolved Write-In
County		
Gogebic County Michigan		
Watersmeet Township, Precinct 1	0	12
Gogebic County Michigan - Total	0	12
Cumulative		
Cumulative	0	0
Cumulative - Total	0	0
County - Total	0	12

County Senior Citizens Program Proposal (Vote for 1)

Precinct	Times Cast	Registered Voters
County		
Gogebic County Michigan		
City of Bessemer, Precinct 1	519	1,744
City of Ironwood, Precinct 1	565	2,125
City of Ironwood, Precinct 2	434	2,129
City of Ironwood, Precinct 3	166	743
City of Wakefield, Precinct 1	448	1,393
Bessemer Township, Precinct 1	340	1,119
Erwin Township, Precinct 1	110	303
Ironwood Charter Township, Precinct 1	776	1,940
Marenisco Township, Precinct 1	134	586
Wakefield Township, Precinct 1	95	271
Watersmeet Township, Precinct 1	360	1,576
Gogebic County Michigan - Total	3,947	13,929
Cumulative		
Cumulative	0	0
Cumulative - Total	0	0
County - Total	3,947	13,929

Precinct	Yes		No		Total Votes
County					
Gogebic County Michigan					
City of Bessemer, Precinct 1	406		56		462
City of Ironwood, Precinct 1	420		73		493
City of Ironwood, Precinct 2	348		49		397
City of Ironwood, Precinct 3	130		27		157
City of Wakefield, Precinct 1	359		44		403
Bessemer Township, Precinct 1	250		34		284
Erwin Township, Precinct 1	81		14		95
Ironwood Charter Township, Precinct 1	550		126		676
Marenisco Township, Precinct 1	87		33		120
Wakefield Township, Precinct 1	70		16		86
Watersmeet Township, Precinct 1	212		110		322
Gogebic County Michigan - Total	2,913		582		3,495
Cumulative					
Cumulative	0		0		0
Cumulative - Total	0		0		0
County - Total	2,913		582		3,495

Precinct	Unresolved Write-In
County	
Gogebic County Michigan	
City of Bessemer, Precinct 1	0
City of Ironwood, Precinct 1	0
City of Ironwood, Precinct 2	0
City of Ironwood, Precinct 3	0
City of Wakefield, Precinct 1	0
Bessemer Township, Precinct 1	0
Erwin Township, Precinct 1	0
Ironwood Charter Township, Precinct 1	0
Marenisco Township, Precinct 1	0
Wakefield Township, Precinct 1	0
Watersmeet Township, Precinct 1	0
Gogebic County Michigan - Total	0
Cumulative	
Cumulative	0
Cumulative - Total	0
County - Total	0

County

Proposition to Levy Six-Tenths (0.60) Mill for the Operation of the Gogebic-Ontonagon Community Action Agency Senior Citizens Programs in Gogebic County for a Period of Four (4) Years from 2020-2023 Years, Inclusive.

Shall the ad valorem taxes collected on all property within the County of Gogebic be renewed for said county by 0.60 mill ($0.60 per $1,000.00 of state taxable value) for a period of four years, 2020 through 2023 inclusive, the taxes so raised to be used exclusively for the operation of the Gogebic-Ontonagon Community Action Agency Senior Citizens Programs in Gogebic County; and shall the County of Gogebic levy such renewal in millage for such purposes during such period, which renewal will raise in the first year of such levy an estimated $307,049.00 (This is the millage rate that has been in effect from 2000-2019 and represents a renewal of that millage rather than an increase.)

County Transit Proposal (Vote for 1)

Precinct	Times Cast	Registered Voters
County		
Gogebic County Michigan		
City of Bessemer, Precinct 1	519	1,744
City of Ironwood, Precinct 1	565	2,125
City of Ironwood, Precinct 2	434	2,129
City of Ironwood, Precinct 3	166	743
City of Wakefield, Precinct 1	448	1,393
Bessemer Township, Precinct 1	340	1,119
Erwin Township, Precinct 1	110	303
Ironwood Charter Township, Precinct 1	776	1,940
Marenisco Township, Precinct 1	134	586
Wakefield Township, Precinct 1	95	271
Watersmeet Township, Precinct 1	360	1,576
Gogebic County Michigan - Total	3,947	13,929
Cumulative		
Cumulative	0	0
Cumulative - Total	0	0
County - Total	3,947	13,929

Precinct	Yes		No		Total Votes
County					
Gogebic County Michigan					
City of Bessemer, Precinct 1	404		61		465
City of Ironwood, Precinct 1	420		74		494
City of Ironwood, Precinct 2	347		50		397
City of Ironwood, Precinct 3	136		21		157
City of Wakefield, Precinct 1	362		43		405
Bessemer Township, Precinct 1	247		38		285
Erwin Township, Precinct 1	78		19		97
Ironwood Charter Township, Precinct 1	542		142		684
Marenisco Township, Precinct 1	80		40		120
Wakefield Township, Precinct 1	71		15		86
Watersmeet Township, Precinct 1	191		129		320
Gogebic County Michigan - Total	2,878		632		3,510
Cumulative					
Cumulative	0		0		0
Cumulative - Total	0		0		0
County - Total	2,878		632		3,510

Precinct	Unresolved Write-in
County	
Gogebic County Michigan	
City of Bessemer, Precinct 1	0
City of Ironwood, Precinct 1	0
City of Ironwood, Precinct 2	0
City of Ironwood, Precinct 3	0
City of Wakefield, Precinct 1	0
Bessemer Township, Precinct 1	0
Erwin Township, Precinct 1	0
Ironwood Charter Township, Precinct 1	0
Marenisco Township, Precinct 1	0
Wakefield Township, Precinct 1	0
Watersmeet Township, Precinct 1	0
Gogebic County Michigan - Total	0
Cumulative	
Cumulative	0
Cumulative - Total	0
County - Total	0

Proposal to Renew or Continue the Previous One-Third Mill, (1/3) for the Operation of the Gogebic County Transit for a Period Of Four (4) Years from 2021-2024 Inclusive:

Shall the limitation on the total amount of taxes which may be assessed against all property in the County of Gogebic be renewed at one-third (1/3) mill ($.33-1/3 per $1,000 of State Taxable Valuation) for a period of four (4) years, 2021-2024 inclusive, the taxes so raised to be exclusively for the continued operation of the Gogebic County Transit System and shall the County of Gogebic levy such increase in millage for such purposes during such period, which will raise in the first year of such levy an estimated $170,412.00 (This is the millage rate that has been in effect from 1985 through 2020 and represents a renewal of that millage, rather than an increase).

County Medical Care Facility Proposal (Vote for 1)

Precinct	Times Cast	Registered Voters
County		
Gogebic County Michigan		
City of Bessemer, Precinct 1	519	1,744
City of Ironwood, Precinct 1	565	2,125
City of Ironwood, Precinct 2	434	2,129
City of Ironwood, Precinct 3	166	743
City of Wakefield, Precinct 1	448	1,393
Bessemer Township, Precinct 1	340	1,119
Erwin Township, Precinct 1	110	303
Ironwood Charter Township, Precinct 1	776	1,940
Marenisco Township, Precinct 1	134	586
Wakefield Township, Precinct 1	95	271
Watersmeet Township, Precinct 1	360	1,576
Gogebic County Michigan - Total	3,947	13,929
Cumulative		
Cumulative	0	0
Cumulative - Total	0	0
County - Total	3,947	13,929

Precinct	Yes		No		Total Votes
County					
Gogebic County Michigan					
City of Bessemer, Precinct 1	379		61		440
City of Ironwood, Precinct 1	419		102		521
City of Ironwood, Precinct 2	329		80		409
City of Ironwood, Precinct 3	118		41		159
City of Wakefield, Precinct 1	356		41		397
Bessemer Township, Precinct 1	256		42		298
Erwin Township, Precinct 1	67		25		92
Ironwood Charter Township, Precinct 1	514		150		664
Marenisco Township, Precinct 1	91		25		116
Wakefield Township, Precinct 1	70		17		87
Watersmeet Township, Precinct 1	199		105		304
Gogebic County Michigan - Total	2,798		689		3,487
Cumulative					
Cumulative	0		0		0
Cumulative - Total	0		0		0
County - Total	2,798		689		3,487

Precinct	Unresolved Write-In
County	
Gogebic County Michigan	
City of Bessemer, Precinct 1	0
City of Ironwood, Precinct 1	0
City of Ironwood, Precinct 2	0
City of Ironwood, Precinct 3	0
City of Wakefield, Precinct 1	0
Bessemer Township, Precinct 1	0
Erwin Township, Precinct 1	0
Ironwood Charter Township, Precinct 1	0
Marenisco Township, Precinct 1	0
Wakefield Township, Precinct 1	0
Watersmeet Township, Precinct 1	0
Gogebic County Michigan - Total	0
Cumulative	
Cumulative	0
Cumulative - Total	0
County - Total	0

County

Gogebic County Medical Care Facility Building and Site Improvement Renewal Proposal: Proposition to Levy 0.4 Mills for Building and Site Improvements at the Gogebic County Medical Care Facility, For A Period Of Five (5) Years: 2021-2025, Inclusive:

Shall the limitation on the total amount of taxes which may be assessed against all property in the County of Gogebic be increased 0.4 mills ($0.4 per $1,000 of State Taxable Valuation) for a period of five (5) years, 2021-2025 inclusive, the taxes so raised to be used exclusively for Building and Site Improvements at the Gogebic County Medical Care Facility, and shall the County of Gogebic levy such increase in millage for such purposes during such period, which will raise in the first year of such levy an estimated $204,699.00 (This is the same millage rate that has been in effect since 2011-2020 and represents a renewal rather than an increase.)

City Proposal for City of Ironwood (Vote for 1)

Precinct	Times Cast	Registered Voters
County		
Gogebic County Michigan		
City of Ironwood, Precinct 1	565	2,125
City of Ironwood, Precinct 2	434	2,129
City of Ironwood, Precinct 3	166	743
Gogebic County Michigan - Total	1,165	4,997
Cumulative		
Cumulative	0	0
Cumulative - Total	0	0
County - Total	1,165	4,997

Precinct	Yes		No		Total Votes
County					
Gogebic County Michigan					
City of Ironwood, Precinct 1	376		147		523
City of Ironwood, Precinct 2	288		119		407
City of Ironwood, Precinct 3	100		57		157
Gogebic County Michigan - Total	764		323		1,087
Cumulative					
Cumulative	0		0		0
Cumulative - Total	0		0		0
County - Total	764		323		1,087

City

Proposal to Renew Or Continue The Previous One Mill, (1.0) 2017-2020 for the Continued Operation, Support, And Maintenance of the Pat O'Donnell Civic Center For A Period Of Four (4) Years From 2021-2024, Inclusive:

Shall the Limitation on the total amount of taxes which may be assessed against all property in the City of Ironwood be increased One (1.0) Mill ($1.00-1 Mill Per $1,000 for State Taxable Valuation) for a period of (4) Years, 2021-2024 inclusive, the taxes to be raised to be used exclusively for the continued operation, support and maintenance of the Pat O'Donnell Civic Center. (This is the millage rate that has been in effect from 2005 and represents a renewal of the millage, rather than an increase).

Precinct	Unresolved Write-In
County	
Gogebic County Michigan	
City of Ironwood, Precinct 1	0
City of Ironwood, Precinct 2	0
City of Ironwood, Precinct 3	0
Gogebic County Michigan - Total	0
Cumulative	
Cumulative	0
Cumulative - Total	0
County - Total	0

Bessemer Township Millage Proposal (Vote for 1)

Precinct	Times Cast	Registered Voters
County		
Gogebic County Michigan		
Bessemer Township, Precinct 1	340	1,119
Gogebic County Michigan - Total	340	1,119
Cumulative		
Cumulative	0	0
Cumulative - Total	0	0
County - Total	340	1,119

Precinct	Yes		No		Total Votes
County					
Gogebic County Michigan					
Bessemer Township, Precinct 1	228		72		300
Gogebic County Michigan - Total	228		72		300
Cumulative					
Cumulative	0		0		0
Cumulative - Total	0		0		0
County - Total	228		72		300

Township

Bessemer Township Millage Proposal

Shall the previous voted increase in the 15 mill tax limitation imposed under Article IX, Section 6 of the Michigan Constitution on general ad valorem taxes within Bessemer Township be renewed at 8 mills ($8.00 per $1,000 of taxable value) for the period of 2022 through 2025 inclusive for the general township operating purposes, and shall the township levy such renewal in millage for said purpose, thereby, raising the first year an estimated $290,746.00?

Precinct	Unresolved Write-In
County	
Gogebic County Michigan	
Bessemer Township, Precinct 1	0
Gogebic County Michigan - Total	0
Cumulative	
Cumulative	0
Cumulative - Total	0
County - Total	0

	STATISTICS		
	Registered Voters - Total	Ballots Cast - Total	Voter Turnout - Total
Acme Township, Precinct 1	2,474	893	36.1%
Acme Township, Precinct 2	1,399	589	42.1%
Blair Township, Precinct 1	1,494	338	22.62%
Blair Township, Precinct 2	2,120	644	30.38%
Blair Township, Precinct 3	1,491	417	27.97%
Blair Township, Precinct 4	1,568	303	19.32%
East Bay Charter Township, Precinct 1	1,827	610	33.39%
East Bay Charter Township, Precinct 2	3,067	1,089	35.51%
East Bay Charter Township, Precinct 3	2,167	818	37.75%
East Bay Charter Township, Precinct 4	2,809	1,046	37.24%
Fife Lake Township	1,325	472	35.62%
Garfield Charter Township, Precinct 1	2,449	710	28.99%
Garfield Charter Township, Precinct 2	2,862	1,134	39.62%
Garfield Charter Township, Precinct 3	2,929	822	28.06%
Garfield Charter Township, Precinct 4	2,842	566	19.92%
Garfield Charter Township, Precinct 5	2,530	1,005	39.72%
Garfield Charter Township, Precinct 6	2,352	693	29.46%
Grant Township, Precinct 1	1,003	330	32.9%
Green Lake Township, Precinct 1	2,133	824	38.63%
Green Lake Township, Precinct 2	3,249	1,082	33.3%
Long Lake Township, Precinct 1	2,647	1,006	38.01%
Long Lake Township, Precinct 2	2,505	1,155	46.11%
Long Lake Township, Precinct 3	2,970	1,377	46.36%
Mayfield Township, Precinct 1	1,357	439	32.35%
Paradise Township, Precinct 1	2,053	551	26.84%
Paradise Township, Precinct 2	1,747	389	22.27%
Peninsula Township, Precinct 1	2,745	1,462	53.26%
Peninsula Township, Precinct 2	2,778	1,386	49.89%
Union Township, Precinct 1	388	131	33.76%
Whitewater Township, Precinct 1	2,286	1,062	46.46%
City of Traverse City, Precinct 1	2,200	865	39.32%
City of Traverse City, Precinct 3	2,045	841	41.12%
City of Traverse City, Precinct 7	2,205	719	32.61%

Report generated with Electionware Copyright © 2007-2019

	STATISTICS		
	Registered Voters - Total	Ballots Cast - Total	Voter Turnout - Total
City of Traverse City, Precinct 8	2,047	708	34.59%
City of Traverse City, Precinct 9	1,968	817	41.51%
City of Traverse City, Precinct 10	2,298	806	35.07%
Totals	**78,329**	**28,099**	

	DEM United States Senator				DEM Representative in Congress					DEM Representative in State Legislature			
	VOTE FOR 1				VOTE FOR 1					VOTE FOR 1			
	Gary Peters	Write-in Totals	Write-in: Not Assigned	Contest Total	Dana Ferguson	Linda O'Dell	Write-in Totals	Write-in: Not Assigned	Contest Total	Dan O'Neil	Write-in Totals	Write-in: Not Assigned	Contest Total
Acme Township, Precinct 1	352	2	2	359	227	111	0	0	359	346	0	0	359
Acme Township, Precinct 2	198	0	0	200	102	88	0	0	200	195	0	0	200
Blair Township, Precinct 1	94	0	0	96	54	40	0	0	96	90	0	0	96
Blair Township, Precinct 2	209	0	0	215	123	82	0	0	215	199	0	0	215
Blair Township, Precinct 3	140	0	0	143	93	42	0	0	143	139	1	1	143
Blair Township, Precinct 4	99	0	0	103	59	43	0	0	103	100	1	1	103
East Bay Charter Township, Precinct 1	221	2	2	231	134	78	1	1	231	212	1	1	231
East Bay Charter Township, Precinct 2	356	1	1	360	213	133	1	1	360	348	1	1	360
East Bay Charter Township, Precinct 3	293	1	1	300	181	105	2	2	300	289	2	2	300
East Bay Charter Township, Precinct 4	381	1	1	391	222	143	1	1	391	377	1	1	391
Fife Lake Township	42	0	0	43	28	13	0	0	43	41	0	0	43
Garfield Charter Township, Precinct 1	232	0	0	240	139	90	1	1	240	230	2	2	240
Garfield Charter Township, Precinct 2	448	0	0	457	274	154	0	0	457	440	0	0	457
Garfield Charter Township, Precinct 3	369	1	1	377	183	171	1	1	377	361	2	2	377
Garfield Charter Township, Precinct 4	244	0	0	250	159	85	0	0	250	242	1	1	250
Garfield Charter Township, Precinct 5	403	1	1	417	205	184	2	2	417	398	1	1	417
Garfield Charter Township, Precinct 6	247	1	1	250	175	65	0	0	250	243	0	0	250
Grant Township, Precinct 1	97	0	0	97	49	41	0	0	97	93	0	0	97
Green Lake Township, Precinct 1	288	0	0	290	158	117	0	0	290	277	1	1	290
Green Lake Township, Precinct 2	431	0	0	436	248	158	0	0	436	417	0	0	436
Long Lake Township, Precinct 1	423	1	1	430	240	165	0	0	430	418	0	0	430
Long Lake Township, Precinct 2	395	0	0	406	253	123	0	0	406	387	1	1	406

Report generated with Electionware Copyright © 2007-2019

	DEM United States Senator				DEM Representative in Congress					DEM Representative in State Legislature			
	VOTE FOR 1				VOTE FOR 1					VOTE FOR 1			
	Gary Peters	Write-in Totals	Write-in: Not Assigned	Contest Total	Dana Ferguson	Linda O'Dell	Write-in Totals	Write-in: Not Assigned	Contest Total	Dan O'Neil	Write-in Totals	Write-in: Not Assigned	Contest Total
Long Lake Township, Precinct 3	506	2	2	518	275	213	1	1	518	496	1	1	518
Mayfield Township, Precinct 1	80	0	0	81	47	32	0	0	81	79	0	0	81
Paradise Township, Precinct 1	115	0	0	117	79	32	0	0	117	111	0	0	117
Paradise Township, Precinct 2	106	0	0	111	58	48	0	0	111	108	0	0	111
Peninsula Township, Precinct 1	621	1	1	633	365	225	0	0	633	612	0	0	633
Peninsula Township, Precinct 2	603	0	0	612	305	263	0	0	612	589	0	0	612
Union Township, Precinct 1	41	0	0	42	29	11	0	0	42	40	0	0	42
Whitewater Township, Precinct 1	199	0	0	204	108	88	0	0	204	195	0	0	204
City of Traverse City, Precinct 1	494	0	0	503	326	157	2	2	503	487	2	2	503
City of Traverse City, Precinct 3	528	0	0	535	316	187	1	1	535	526	1	1	535
City of Traverse City, Precinct 7	424	0	0	435	282	137	2	2	435	419	0	0	435
City of Traverse City, Precinct 8	427	3	3	439	247	173	2	2	439	425	2	2	439
City of Traverse City, Precinct 9	427	0	0	436	264	140	0	0	436	421	0	0	436
City of Traverse City, Precinct 10	466	1	1	473	270	178	2	2	473	464	1	1	473
Totals	**10,999**	**18**	**18**	**11,230**	**6,490**	**4,115**	**19**	**19**	**11,230**	**10,814**	**22**	**22**	**11,230**

Report generated with Electionware Copyright © 2007-2019

	REP United States Senator				REP Representative in Congress				REP Representative in State Legislature				
	VOTE FOR 1				VOTE FOR 1				VOTE FOR 1				
	John James	Write-in Totals	Write-in: Not Assigned	Contest Total	Jack Bergman	Write-in Totals	Write-in: Not Assigned	Contest Total	Heather Cerone	John R. Roth	Write-in Totals	Write-in: Not Assigned	Contest Total
Acme Township, Precinct 1	428	2	2	490	429	2	2	490	179	262	2	2	490
Acme Township, Precinct 2	329	1	1	358	317	2	2	358	130	200	2	2	358
Blair Township, Precinct 1	202	1	1	221	197	1	1	221	115	90	0	0	221
Blair Township, Precinct 2	373	3	3	405	373	2	2	405	151	223	0	0	405
Blair Township, Precinct 3	226	1	1	248	226	0	0	248	111	119	0	0	248
Blair Township, Precinct 4	173	0	0	184	169	1	1	184	77	96	1	1	184
East Bay Charter Township, Precinct 1	299	3	3	334	291	2	2	334	139	170	1	1	334
East Bay Charter Township, Precinct 2	601	1	1	654	601	0	0	654	251	354	0	0	654
East Bay Charter Township, Precinct 3	413	1	1	478	409	2	2	478	178	246	1	1	478
East Bay Charter Township, Precinct 4	507	4	4	593	500	3	3	593	188	338	1	1	593
Fife Lake Township	336	4	4	402	337	0	0	402	198	150	2	2	402
Garfield Charter Township, Precinct 1	378	0	0	410	375	0	0	410	151	233	2	2	410
Garfield Charter Township, Precinct 2	533	1	1	584	528	2	2	584	211	314	0	0	584
Garfield Charter Township, Precinct 3	322	1	1	350	322	1	1	350	141	175	0	0	350
Garfield Charter Township, Precinct 4	221	0	0	230	218	0	0	230	85	138	0	0	230
Garfield Charter Township, Precinct 5	429	1	1	482	415	1	1	482	190	246	2	2	482
Garfield Charter Township, Precinct 6	347	0	0	372	337	1	1	372	160	185	0	0	372
Grant Township, Precinct 1	202	0	0	218	200	0	0	218	88	116	0	0	218
Green Lake Township, Precinct 1	431	1	1	481	427	1	1	481	201	240	0	0	481
Green Lake Township, Precinct 2	515	4	4	563	515	2	2	563	234	282	2	2	563
Long Lake Township, Precinct 1	460	2	2	501	447	1	1	501	187	266	0	0	501
Long Lake Township, Precinct 2	615	3	3	677	614	1	1	677	283	330	3	3	677
Long Lake Township, Precinct 3	689	4	4	776	688	10	10	776	269	427	1	1	776
Mayfield Township, Precinct 1	305	1	1	340	300	1	1	340	131	169	1	1	340
Paradise Township, Precinct 1	358	3	3	409	366	2	2	409	165	214	3	3	409
Paradise Township, Precinct 2	246	1	1	270	251	0	0	270	120	133	1	1	270
Peninsula Township, Precinct 1	700	3	3	765	682	3	3	765	255	451	0	0	765
Peninsula Township, Precinct 2	610	1	1	702	599	3	3	702	239	394	0	0	702
Union Township, Precinct 1	71	0	0	76	72	0	0	76	33	42	0	0	76
Whitewater Township, Precinct 1	642	8	8	786	641	4	4	786	269	387	4	4	786
City of Traverse City, Precinct 1	255	1	1	306	253	2	2	306	137	146	0	0	306
City of Traverse City, Precinct 3	218	2	2	259	208	5	5	259	98	134	0	0	259

Report generated with Electionware Copyright © 2007-2019

	REP United States Senator				REP Representative in Congress				REP Representative in State Legislature				
	VOTE FOR 1				VOTE FOR 1				VOTE FOR 1				
	John James	Write-in Totals	Write-in: Not Assigned	Contest Total	Jack Bergman	Write-in Totals	Write-in: Not Assigned	Contest Total	Heather Cerone	John R. Roth	Write-in Totals	Write-in: Not Assigned	Contest Total
City of Traverse City, Precinct 7	214	2	2	238	205	1	1	238	105	118	2	2	238
City of Traverse City, Precinct 8	179	1	1	213	173	0	0	213	67	122	1	1	213
City of Traverse City, Precinct 9	297	1	1	340	293	1	1	340	145	180	0	0	340
City of Traverse City, Precinct 10	245	4	4	276	241	2	2	276	84	168	2	2	276
Totals	**13,369**	**66**	**66**	**14,991**	**13,219**	**59**	**59**	**14,991**	**5,765**	**7,858**	**34**	**34**	**14,991**

Report generated with Electionware Copyright © 2007-2019

Statemen of Votes Cast

Open Primary

Gratiot County, Michigan

August 04, 2020

SOVC for: All Contests, All Districts, All Counting Groups

Precinct	Registered Voters	Cards Cast	Voters Cast	% Turnout
Gratiot County				
Gratiot County Michigan				
City of Alma, Precinct 1	1,505	511	511	33.95%
City of Alma, Precinct 2	2,139	579	579	27.07%
City of Alma, Precinct 3	2,220	467	467	21.04%
City of Ithaca, Precinct 1	2,092	933	933	44.60%
City of St. Louis, Precinct 1	2,678	724	724	27.04%
Arcada Township, Precinct 1	1,371	485	485	35.38%
Bethany Township, Precinct 1	1,047	402	402	38.40%
Elba Township, Precinct 1	884	295	295	33.37%
Emerson Township, Precinct 1	699	282	282	40.34%
Fulton Township, Precinct 1	1,888	749	749	39.67%
Hamilton Township, Precinct 1	328	120	120	36.59%
Lafayette Township, Precinct 1	434	170	170	39.17%
New Haven Township, Precinct 1	694	258	258	37.18%
Newark Township, Precinct 1	678	295	295	43.51%
North Shade Township, Precinct 1	352	155	155	44.03%
North Star Township, Precinct 1	644	291	291	45.19%
Pine River Township, Precinct 1	1,835	645	645	35.15%
Seville Township, Precinct 1	1,647	678	678	41.17%
Sumner Township, Precinct 1	1,362	505	505	37.08%

Washington Township, Precinct 1	649	234	234	36.06%
Wheeler Township, Precinct 1	1,876	681	681	36.30%
Gratiot County Michigan - Total	27,022	9,459	9,459	35.00%
Cumulative				
Cumulative	0	0	0	N/A
Cumulative - Total	0	0	0	N/A
Gratiot County - Total	27,022	9,459	9,459	35.00%

United St[illegible]s Senator (DEM) (Vote for 1)
DEM

Precinct	Times Cast	Registered Voters	Precinct	Gary Peters (DEM)		Total Votes	Unresolved Write-In
Gratiot County			**Gratiot County**				
Gratiot County Michigan			**Gratiot County Michigan**				
City of Alma, Precinct 1	511	1,505	City of Alma, Precinct 1	199		199	0
City of Alma, Precinct 2	579	2,139	City of Alma, Precinct 2	220		220	0
City of Alma, Precinct 3	467	2,220	City of Alma, Precinct 3	163		163	0
City of Ithaca, Precinct 1	933	2,092	City of Ithaca, Precinct 1	169		169	0
City of St. Louis, Precinct 1	724	2,678	City of St. Louis, Precinct 1	207		207	0
Arcada Township, Precinct 1	485	1,371	Arcada Township, Precinct 1	108		108	0
Bethany Township, Precinct 1	402	1,047	Bethany Township, Precinct 1	47		47	0
Elba Township, Precinct 1	295	884	Elba Township, Precinct 1	64		64	0
Emerson Township, Precinct 1	282	699	Emerson Township, Precinct 1	39		39	0
Fulton Township, Precinct 1	749	1,888	Fulton Township, Precinct 1	149		149	0
Hamilton Township, Precinct 1	120	328	Hamilton Township, Precinct 1	12		12	0
Lafayette Township, Precinct 1	170	434	Lafayette Township, Precinct 1	23		23	0
New Haven Township, Precinct 1	258	694	New Haven Township, Precinct 1	37		37	1
Newark Township, Precinct 1	295	678	Newark Township, Precinct 1	52		52	0
North Shade Township, Precinct 1	155	352	North Shade Township, Precinct 1	15		15	0
North Star Township, Precinct 1	291	644	North Star Township, Precinct 1	58		58	1
Pine River Township, Precinct 1	645	1,835	Pine River Township, Precinct 1	176		176	1
Seville Township, Precinct 1	678	1,647	Seville Township, Precinct 1	113		113	1
Sumner Township, Precinct 1	505	1,362	Sumner Township, Precinct 1	85		85	0
Washington Township, Precinct 1	234	649	Washington Township, Precinct 1	38		38	1
Wheeler Township, Precinct 1	681	1,876	Wheeler Township, Precinct 1	141		141	0

Gratiot County Michigan - Total	9,459	27,022	Gratiot County Michigan - Total	2,115		2,115	5
Cumulative			**Cumulative**				
Cumulative	0	0	Cumulative	0		0	0
Cumulative - Total	0	0	Cumulative - Total	0		0	0
Gratiot County - Total	9,459	27,022	Gratiot County - Total	2,115		2,115	5

Rep in Co. ,ress 4th District (DEM) (Vote for 1)
DEM

Precinct	Times Cast	Registered Voters	Precinct	Anthony D. Feig (DEM)		Jerry Hilliard (DEM)		Total Votes	Unresolved Write-In
Gratiot County			**Gratiot County**						
Gratiot County Michigan			**Gratiot County Michigan**						
City of Alma, Precinct 1	511	1,505	City of Alma, Precinct 1	121		69		190	0
City of Alma, Precinct 2	579	2,139	City of Alma, Precinct 2	105		102		207	0
City of Alma, Precinct 3	467	2,220	City of Alma, Precinct 3	78		82		160	1
City of Ithaca, Precinct 1	933	2,092	City of Ithaca, Precinct 1	48		109		157	0
City of St. Louis, Precinct 1	724	2,678	City of St. Louis, Precinct 1	104		93		197	0
Arcada Township, Precinct 1	485	1,371	Arcada Township, Precinct 1	40		59		99	0
Bethany Township, Precinct 1	402	1,047	Bethany Township, Precinct 1	20		24		44	0
Elba Township, Precinct 1	295	884	Elba Township, Precinct 1	16		40		56	0
Emerson Township, Precinct 1	282	699	Emerson Township, Precinct 1	22		14		36	0
Fulton Township, Precinct 1	749	1,888	Fulton Township, Precinct 1	46		94		140	0
Hamilton Township, Precinct 1	120	328	Hamilton Township, Precinct 1	6		4		10	0
Lafayette Township, Precinct 1	170	434	Lafayette Township, Precinct 1	5		14		19	0
New Haven Township, Precinct 1	258	694	New Haven Township, Precinct 1	27		9		36	1
Newark Township, Precinct 1	295	678	Newark Township, Precinct 1	15		34		49	0
North Shade Township, Precinct 1	155	352	North Shade Township, Precinct 1	7		8		15	0
North Star Township, Precinct 1	291	644	North Star Township, Precinct 1	17		37		54	0
Pine River Township, Precinct 1	645	1,835	Pine River Township, Precinct 1	78		95		173	0
Seville Township, Precinct 1	678	1,647	Seville Township, Precinct 1	41		67		108	0
Sumner Township, Precinct 1	505	1,362	Sumner Township, Precinct 1	30		50		80	0
Washington Township, Precinct 1	234	649	Washington Township, Precinct 1	15		22		37	0
Wheeler Township, Precinct 1	681	1,876	Wheeler Township, Precinct 1	61		73		134	0

Gratiot County Michigan - Total	9,459	27,022
Cumulative		
Cumulative	0	0
Cumulative - Total	0	0
Gratiot County - Total	9,459	27,022

Gratiot County Michigan - Total	902	1,099		2,001	2	
Cumulative						
Cumulative	0	0		0	0	
Cumulative - Total	0	0		0	0	
Gratiot County - Total	902	1,099		2,001	2	

State Rep sentative 70 (DEM) (Vote for 1)
DEM

Precinct	Times Cast	Registered Voters
Gratiot County		
Gratiot County Michigan		
City of Alma, Precinct 1	511	1,505
City of Alma, Precinct 2	579	2,139
City of Alma, Precinct 3	467	2,220
City of St. Louis, Precinct 1	724	2,678
Bethany Township, Precinct 1	402	1,047
Emerson Township, Precinct 1	280	690
Pine River Township, Precinct 1	645	1,835
Seville Township, Precinct 1	678	1,647
Gratiot County Michigan - Total	4,286	13,761
Cumulative		
Cumulative	0	0
Cumulative - Total	0	0
Gratiot County - Total	4,286	13,761

Precinct	Karen Ganvey (DEM)		Total Votes	Unresolved Write-In
Gratiot County				
Gratiot County Michigan				
City of Alma, Precinct 1	190		190	0
City of Alma, Precinct 2	209		209	1
City of Alma, Precinct 3	160		160	0
City of St. Louis, Precinct 1	202		202	0
Bethany Township, Precinct 1	46		46	0
Emerson Township, Precinct 1	34		34	0
Pine River Township, Precinct 1	170		170	1
Seville Township, Precinct 1	106		106	1
Gratiot County Michigan - Total	1,117		1,117	3
Cumulative				
Cumulative	0		0	0
Cumulative - Total	0		0	0
Gratiot County - Total	1,117		1,117	3

State Representative 93 (DEM) (Vote for 1)
DEM

Precinct	Times Cast	Registered Voters	Precinct	Muhammad Salman Rais (DEM)		Total Votes	Unresolved Write-In
Gratiot County			**Gratiot County**				
Gratiot County Michigan			**Gratiot County Michigan**				
City of Ithaca, Precinct 1	933	2,092	City of Ithaca, Precinct 1	150		150	0
Arcada Township, Precinct 1	485	1,371	Arcada Township, Precinct 1	98		98	0
Elba Township, Precinct 1	295	884	Elba Township, Precinct 1	55		55	0
Emerson Township, Precinct 1	2	9	Emerson Township, Precinct 1	0		0	0
Fulton Township, Precinct 1	749	1,888	Fulton Township, Precinct 1	121		121	2
Hamilton Township, Precinct 1	120	328	Hamilton Township, Precinct 1	10		10	0
Lafayette Township, Precinct 1	170	434	Lafayette Township, Precinct 1	17		17	0
New Haven Township, Precinct 1	258	694	New Haven Township, Precinct 1	34		34	0
Newark Township, Precinct 1	295	678	Newark Township, Precinct 1	48		48	0
North Shade Township, Precinct 1	155	352	North Shade Township, Precinct 1	13		13	0
North Star Township, Precinct 1	291	644	North Star Township, Precinct 1	53		53	0
Sumner Township, Precinct 1	505	1,362	Sumner Township, Precinct 1	69		69	2
Washington Township, Precinct 1	234	649	Washington Township, Precinct 1	32		32	1
Wheeler Township, Precinct 1	681	1,876	Wheeler Township, Precinct 1	116		116	3
Gratiot County Michigan - Total	5,173	13,261	Gratiot County Michigan - Total	816		816	8
Cumulative			**Cumulative**				
Cumulative	0	0	Cumulative	0		0	0
Cumulative - Total	0	0	Cumulative - Total	0		0	0
Gratiot County - Total	5,173	13,261	Gratiot County - Total	816		816	8

United St[illegible]s Senator (REP) (Vote for 1)

REP

Precinct	Times Cast	Registered Voters	Precinct	John James (REP)		Total Votes	Unresolved Write-In
Gratiot County			**Gratiot County**				
Gratiot County Michigan			**Gratiot County Michigan**				
City of Alma, Precinct 1	511	1,505	City of Alma, Precinct 1	234		234	1
City of Alma, Precinct 2	579	2,139	City of Alma, Precinct 2	263		263	1
City of Alma, Precinct 3	467	2,220	City of Alma, Precinct 3	248		248	1
City of Ithaca, Precinct 1	933	2,092	City of Ithaca, Precinct 1	556		556	6
City of St. Louis, Precinct 1	724	2,678	City of St. Louis, Precinct 1	424		424	4
Arcada Township, Precinct 1	485	1,371	Arcada Township, Precinct 1	308		308	2
Bethany Township, Precinct 1	402	1,047	Bethany Township, Precinct 1	285		285	0
Elba Township, Precinct 1	295	884	Elba Township, Precinct 1	160		160	2
Emerson Township, Precinct 1	282	699	Emerson Township, Precinct 1	191		191	1
Fulton Township, Precinct 1	749	1,888	Fulton Township, Precinct 1	454		454	4
Hamilton Township, Precinct 1	120	328	Hamilton Township, Precinct 1	92		92	1
Lafayette Township, Precinct 1	170	434	Lafayette Township, Precinct 1	120		120	2
New Haven Township, Precinct 1	258	694	New Haven Township, Precinct 1	155		155	1
Newark Township, Precinct 1	295	678	Newark Township, Precinct 1	194		194	0
North Shade Township, Precinct 1	155	352	North Shade Township, Precinct 1	112		112	0
North Star Township, Precinct 1	291	644	North Star Township, Precinct 1	193		193	3
Pine River Township, Precinct 1	645	1,835	Pine River Township, Precinct 1	410		410	1
Seville Township, Precinct 1	678	1,647	Seville Township, Precinct 1	429		429	1
Sumner Township, Precinct 1	505	1,362	Sumner Township, Precinct 1	337		337	0
Washington Township, Precinct 1	234	649	Washington Township, Precinct 1	158		158	0
Wheeler Township, Precinct 1	681	1,876	Wheeler Township, Precinct 1	441		441	4

ok

Gratiot County Michigan - Total	9,459	27,022	Gratiot County Michigan - Total	5,764		5,764	35
Cumulative			**Cumulative**				
Cumulative	0	0	Cumulative	0		0	0
Cumulative - Total	0	0	Cumulative - Total	0		0	0
Gratiot County - Total	9,459	27,022	Gratiot County - Total	5,764		5,764	35

Rep in Co. _ress 4th District (REP) (Vote for 1)
REP

Precinct	Times Cast	Registered Voters
Gratiot County		
Gratiot County Michigan		
City of Alma, Precinct 1	511	1,505
City of Alma, Precinct 2	579	2,139
City of Alma, Precinct 3	467	2,220
City of Ithaca, Precinct 1	933	2,092
City of St. Louis, Precinct 1	724	2,678
Arcada Township, Precinct 1	485	1,371
Bethany Township, Precinct 1	402	1,047
Elba Township, Precinct 1	295	884
Emerson Township, Precinct 1	282	699
Fulton Township, Precinct 1	749	1,888
Hamilton Township, Precinct 1	120	328
Lafayette Township, Precinct 1	170	434
New Haven Township, Precinct 1	258	694
Newark Township, Precinct 1	295	678
North Shade Township, Precinct 1	155	352
North Star Township, Precinct 1	291	644
Pine River Township, Precinct 1	645	1,835
Seville Township, Precinct 1	678	1,647
Sumner Township, Precinct 1	505	1,362
Washington Township, Precinct 1	234	649
Wheeler Township, Precinct 1	681	1,876

Precinct	John Moolenaar (REP)		Total Votes	Unresolved Write-In
Gratiot County				
Gratiot County Michigan				
City of Alma, Precinct 1	236		236	1
City of Alma, Precinct 2	275		275	1
City of Alma, Precinct 3	254		254	1
City of Ithaca, Precinct 1	581		581	5
City of St. Louis, Precinct 1	421		421	3
Arcada Township, Precinct 1	313		313	0
Bethany Township, Precinct 1	296		296	0
Elba Township, Precinct 1	167		167	1
Emerson Township, Precinct 1	197		197	0
Fulton Township, Precinct 1	470		470	2
Hamilton Township, Precinct 1	96		96	0
Lafayette Township, Precinct 1	120		120	1
New Haven Township, Precinct 1	162		162	1
Newark Township, Precinct 1	195		195	0
North Shade Township, Precinct 1	114		114	0
North Star Township, Precinct 1	196		196	2
Pine River Township, Precinct 1	420		420	0
Seville Township, Precinct 1	435		435	2
Sumner Township, Precinct 1	344		344	1
Washington Township, Precinct 1	162		162	0
Wheeler Township, Precinct 1	452		452	3

Gratiot County Michigan - Total	9,459	27,022	Gratiot County Michigan - Total	5,906		5,906	24
Cumulative			**Cumulative**				
Cumulative	0	0	Cumulative	0		0	0
Cumulative - Total	0	0	Cumulative - Total	0		0	0
Gratiot County - Total	9,459	27,022	Gratiot County - Total	5,906		5,906	24

State Rep[illegible]sentative 70 (REP) (Vote for 1)
REP

Precinct	Times Cast	Registered Voters
Gratiot County		
Gratiot County Michigan		
City of Alma, Precinct 1	511	1,505
City of Alma, Precinct 2	579	2,139
City of Alma, Precinct 3	467	2,220
City of St. Louis, Precinct 1	724	2,678
Bethany Township, Precinct 1	402	1,047
Emerson Township, Precinct 1	280	690
Pine River Township, Precinct 1	645	1,835
Seville Township, Precinct 1	678	1,647
Gratiot County Michigan - Total	4,286	13,761
Cumulative		
Cumulative	0	0
Cumulative - Total	0	0
Gratiot County - Total	4,286	13,761

Precinct	Greg Alexander (REP)	Christopher Comden (REP)	Pat Outman (REP)	Arturo Puckerin (REP)	Martin Ross (REP)
Gratiot County					
Gratiot County Michigan					
City of Alma, Precinct 1	10	25	169	24	23
City of Alma, Precinct 2	20	36	176	19	36
City of Alma, Precinct 3	19	32	155	21	30
City of St. Louis, Precinct 1	30	33	288	34	49
Bethany Township, Precinct 1	18	7	198	17	53
Emerson Township, Precinct 1	13	11	138	8	28
Pine River Township, Precinct 1	18	50	301	16	41
Seville Township, Precinct 1	17	31	365	10	41
Gratiot County Michigan - Total	145	225	1,790	149	301
Cumulative					
Cumulative	0	0	0	0	0
Cumulative - Total	0	0	0	0	0
Gratiot County - Total	145	225	1,790	149	301

State Representative 93 (REP) (Vote for 1)
REP

Precinct	Times Cast	Registered Voters	Precinct	Graham,Filler (REP)		Total Votes	Unresolved Write-In
Gratiot County			**Gratiot County**				
Gratiot County Michigan			**Gratiot County Michigan**				
City of Ithaca, Precinct 1	933	2,092	City of Ithaca, Precinct 1	566		566	3
Arcada Township, Precinct 1	485	1,371	Arcada Township, Precinct 1	300		300	0
Elba Township, Precinct 1	295	884	Elba Township, Precinct 1	167		167	0
Emerson Township, Precinct 1	2	9	Emerson Township, Precinct 1	2		2	0
Fulton Township, Precinct 1	749	1,888	Fulton Township, Precinct 1	459		459	2
Hamilton Township, Precinct 1	120	328	Hamilton Township, Precinct 1	91		91	0
Lafayette Township, Precinct 1	170	434	Lafayette Township, Precinct 1	119		119	0
New Haven Township, Precinct 1	258	694	New Haven Township, Precinct 1	157		157	1
Newark Township, Precinct 1	295	678	Newark Township, Precinct 1	187		187	0
North Shade Township, Precinct 1	155	352	North Shade Township, Precinct 1	110		110	0
North Star Township, Precinct 1	291	644	North Star Township, Precinct 1	187		187	1
Sumner Township, Precinct 1	505	1,362	Sumner Township, Precinct 1	333		333	1
Washington Township, Precinct 1	234	649	Washington Township, Precinct 1	161		161	1
Wheeler Township, Precinct 1	681	1,876	Wheeler Township, Precinct 1	440		440	1
Gratiot County Michigan - Total	5,173	13,261	Gratiot County Michigan - Total	3,279		3,279	10
Cumulative			**Cumulative**				
Cumulative	0	0	Cumulative	0		0	0
Cumulative - Total	0	0	Cumulative - Total	0		0	0
Gratiot County - Total	5,173	13,261	Gratiot County - Total	3,279		3,279	10

3279

United States Senator - Democratic Party - Vote for not more than 1

Precinct	Gary Peters	[illegible]	Election Day Voting Ballots Cast	Total Ballots Cast	Registered Voters	Turnout Percentage
City of Hillsdale, Ward I, Precinct 1	55	55	360	360	1,066	33.77%
City of Hillsdale, Ward II, Precinct 1	39	39	261	261	1,031	25.32%
City of Hillsdale, Ward III, Precinct 1	74	74	523	523	1,574	33.23%
City of Hillsdale, Ward IV, Precinct 1	61	61	539	539	1,563	34.48%
City of Jonesville, Precinct 1	84	84	673	673	1,610	41.80%
City of Litchfield, Precinct 1	51	51	350	350	933	37.51%
City of Reading, Precinct 1	27	27	237	237	844	28.08%
Adams Township, Precinct 1	86	86	842	842	1,857	45.34%
Allen Township, Precinct 1	58	58	470	470	1,401	33.55%
Amboy Township, Precinct 1	49	49	335	335	1,014	33.04%
Cambria Township, Precinct 1	87	87	768	768	1,955	39.28%
Camden Township, Precinct 1	37	37	414	414	1,448	28.59%
Fayette Township, Precinct 1	40	40	420	420	877	47.89%
Hillsdale Township, Precinct 1	54	54	807	807	1,651	48.88%
Jefferson Township, Precinct 1	107	107	913	913	2,525	36.16%
Litchfield Township, Precinct 1	23	23	263	263	808	32.55%
Moscow Township, Precinct 1	51	51	381	381	1,088	35.02%

United States Senator - Democratic Party - Vote for not more than 1

Precinct	[illegible]	[illegible]	Election Day Voting Ballots Cast	Total Ballots Cast	Registered Voters	Turnout Percentage
Pittsford Township, Precinct 1	45	45	423	423	1,134	37.30%
Ransom Township, Precinct 1	28	28	235	235	596	39.43%
Reading Township, Precinct 1	85	85	539	539	1,478	36.47%
Scipio Township, Precinct 1	43	43	487	487	1,456	33.45%
Somerset Township, Precinct 1	156	156	621	621	1,891	32.84%
Somerset Township, Precinct 2	178	178	593	593	1,940	30.57%
Wheatland Township, Precinct 1	41	41	375	375	996	37.65%
Woodbridge Township, Precinct 1	20	20	279	279	707	39.46%
Wright Township, Precinct 1	53	53	383	383	1,168	32.79%
Totals	**1,632**	**1,632**	**12,491**	**12,491**	**34,611**	**36.09%**

United States Senator - Republican Party - Vote for not more than 1

Precinct	[illegible]	[illegible]	[illegible]	Total Ballots Cast	Registered Voters	Turnout Percentage
City of Hillsdale, Ward I, Precinct 1	247	247	360	360	1,066	33.77%
City of Hillsdale, Ward II, Precinct 1	176	176	261	261	1,031	25.32%
City of Hillsdale, Ward III, Precinct 1	357	357	523	523	1,574	33.23%
City of Hillsdale, Ward IV, Precinct 1	379	379	539	539	1,563	34.48%
City of Jonesville, Precinct 1	462	462	673	673	1,610	41.80%
City of Litchfield, Precinct 1	255	255	350	350	933	37.51%
City of Reading, Precinct 1	163	163	237	237	844	28.08%
Adams Township, Precinct 1	606	606	842	842	1,857	45.34%
Allen Township, Precinct 1	337	337	470	470	1,401	33.55%
Amboy Township, Precinct 1	231	231	335	335	1,014	33.04%
Cambria Township, Precinct 1	572	572	768	768	1,955	39.28%
Camden Township, Precinct 1	313	313	414	414	1,448	28.59%
Fayette Township, Precinct 1	301	301	420	420	877	47.89%
Hillsdale Township, Precinct 1	564	564	807	807	1,651	48.88%
Jefferson Township, Precinct 1	619	619	913	913	2,525	36.16%
Litchfield Township, Precinct 1	201	201	263	263	808	32.55%
Moscow Township, Precinct 1	257	257	381	381	1,088	35.02%

United States Senator - Republican Party - Vote for not more than 1

Precinct	John James	Gary Peters	Election Day Voting Ballots Cast	Total Ballots Cast	Registered Voters	Turnout Percentage
Pittsford Township, Precinct 1	311	311	423	423	1,134	37.30%
Ransom Township, Precinct 1	174	174	235	235	596	39.43%
Reading Township, Precinct 1	347	347	539	539	1,478	36.47%
Scipio Township, Precinct 1	350	350	487	487	1,456	33.45%
Somerset Township, Precinct 1	369	369	621	621	1,891	32.84%
Somerset Township, Precinct 2	325	325	593	593	1,940	30.57%
Wheatland Township, Precinct 1	270	270	375	375	996	37.65%
Woodbridge Township, Precinct 1	216	216	279	279	707	39.46%
Wright Township, Precinct 1	270	270	383	383	1,168	32.79%
Totals	**8,672**	**8,672**	**12,491**	**12,491**	**34,611**	**36.09%**

Representative in Congress 7th District - Democratic Party - Vote for not more than 1

Precinct	Election Day Voting Ballots Cast	Total Ballots Cast	Registered Voters	Turnout Percentage
City of Hillsdale, Ward I, Precinct 1	55	55	360	360	1,066	33.77%
City of Hillsdale, Ward II, Precinct 1	38	38	261	261	1,031	25.32%
City of Hillsdale, Ward III, Precinct 1	72	72	523	523	1,574	33.23%
City of Hillsdale, Ward IV, Precinct 1	61	61	539	539	1,563	34.48%
City of Jonesville, Precinct 1	80	80	673	673	1,610	41.80%
City of Litchfield, Precinct 1	49	49	350	350	933	37.51%
City of Reading, Precinct 1	27	27	237	237	844	28.08%
Adams Township, Precinct 1	80	80	842	842	1,857	45.34%
Allen Township, Precinct 1	56	56	470	470	1,401	33.55%
Amboy Township, Precinct 1	51	51	335	335	1,014	33.04%
Cambria Township, Precinct 1	86	86	768	768	1,955	39.28%
Camden Township, Precinct 1	35	35	414	414	1,448	28.59%
Fayette Township, Precinct 1	39	39	420	420	877	47.89%
Hillsdale Township, Precinct 1	53	53	807	807	1,651	48.88%
Jefferson Township, Precinct 1	107	107	913	913	2,525	36.16%
Litchfield Township, Precinct 1	22	22	263	263	808	32.55%
Moscow Township, Precinct 1	49	49	381	381	1,088	35.02%

Representative in Congress 7th District - Democratic Party - Vote for not more than 1

Precinct	Election Day Voting Ballots Cast	Total Ballots Cast	Registered Voters	Turnout Percentage
Pittsford Township, Precinct 1	423	423	1,134	37.30%
Ransom Township, Precinct 1	235	235	596	39.43%
Reading Township, Precinct 1	539	539	1,478	36.47%
Scipio Township, Precinct 1	487	487	1,456	33.45%
Somerset Township, Precinct 1	621	621	1,891	32.84%
Somerset Township, Precinct 2	593	593	1,940	30.57%
Wheatland Township, Precinct 1	375	375	996	37.65%
Woodbridge Township, Precinct 1	279	279	707	39.46%
Wright Township, Precinct 1	383	383	1,168	32.79%
Totals	**12,491**	**12,491**	**34,611**	**36.09%**

Representative in Congress 7th District - Republican Party - Vote for not more than 1

Precinct	[illegible]	[illegible]	[illegible]	Total Ballots Cast	Registered Voters	Turnout Percentage
City of Hillsdale, Ward I, Precinct 1	245	245	360	360	1,066	33.77%
City of Hillsdale, Ward II, Precinct 1	180	180	261	261	1,031	25.32%
City of Hillsdale, Ward III, Precinct 1	347	347	523	523	1,574	33.23%
City of Hillsdale, Ward IV, Precinct 1	380	380	539	539	1,563	34.48%
City of Jonesville, Precinct 1	474	474	673	673	1,610	41.80%
City of Litchfield, Precinct 1	252	252	350	350	933	37.51%
City of Reading, Precinct 1	162	162	237	237	844	28.08%
Adams Township, Precinct 1	611	611	842	842	1,857	45.34%
Allen Township, Precinct 1	344	344	470	470	1,401	33.55%
Amboy Township, Precinct 1	236	236	335	335	1,014	33.04%
Cambria Township, Precinct 1	567	567	768	768	1,955	39.28%
Camden Township, Precinct 1	311	311	414	414	1,448	28.59%
Fayette Township, Precinct 1	305	305	420	420	877	47.89%
Hillsdale Township, Precinct 1	584	584	807	807	1,651	48.88%
Jefferson Township, Precinct 1	623	623	913	913	2,525	36.16%
Litchfield Township, Precinct 1	210	210	263	263	808	32.55%
Moscow Township, Precinct 1	259	259	381	381	1,088	35.02%

Representative in Congress 7th District - Republican Party - Vote for not more than 1

Precinct	Ballots Cast	Cast Votes	Election Day Voting Ballots Cast	Total Ballots Cast	Registered Voters	Turnout Percentage
Pittsford Township, Precinct 1	321	321	423	423	1,134	37.30%
Ransom Township, Precinct 1	176	176	235	235	596	39.43%
Reading Township, Precinct 1	363	363	539	539	1,478	36.47%
Scipio Township, Precinct 1	361	361	487	487	1,456	33.45%
Somerset Township, Precinct 1	366	366	621	621	1,891	32.84%
Somerset Township, Precinct 2	323	323	593	593	1,940	30.57%
Wheatland Township, Precinct 1	272	272	375	375	996	37.65%
Woodbridge Township, Precinct 1	220	220	279	279	707	39.46%
Wright Township, Precinct 1	266	266	383	383	1,168	32.79%
Totals	**8,758**	**8,758**	**12,491**	**12,491**	**34,611**	**36.09%**

Representative in State Legislature 58th District - Democratic Party - Vote for not more than 1

Precinct	[illegible]	[illegible]	[illegible]	[illegible]	Total Ballots Cast	Registered Voters	Turnout Percentage
City of Hillsdale, Ward I, Precinct 1	45	9	54	360	360	1,066	33.77%
City of Hillsdale, Ward II, Precinct 1	29	8	37	261	261	1,031	25.32%
City of Hillsdale, Ward III, Precinct 1	64	4	68	523	523	1,574	33.23%
City of Hillsdale, Ward IV, Precinct 1	52	6	58	539	539	1,563	34.48%
City of Jonesville, Precinct 1	64	14	78	673	673	1,610	41.80%
City of Litchfield, Precinct 1	42	7	49	350	350	933	37.51%
City of Reading, Precinct 1	22	4	26	237	237	844	28.08%
Adams Township, Precinct 1	67	17	84	842	842	1,857	45.34%
Allen Township, Precinct 1	47	6	53	470	470	1,401	33.55%
Amboy Township, Precinct 1	36	14	50	335	335	1,014	33.04%
Cambria Township, Precinct 1	74	9	83	768	768	1,955	39.28%
Camden Township, Precinct 1	31	7	38	414	414	1,448	28.59%
Fayette Township, Precinct 1	34	5	39	420	420	877	47.89%
Hillsdale Township, Precinct 1	46	9	55	807	807	1,651	48.88%
Jefferson Township, Precinct 1	87	12	99	913	913	2,525	36.16%
Litchfield Township, Precinct 1	15	8	23	263	263	808	32.55%
Moscow Township, Precinct 1	42	6	48	381	381	1,088	35.02%

Representative in State Legislature 58th District - Democratic Party - Vote for not more than 1

Precinct	[illegible]	[illegible]	[illegible]	[illegible]	Total Ballots Cast	Registered Voters	Turnout Percentage
Pittsford Township, Precinct 1	37	7	44	423	423	1,134	37.30%
Ransom Township, Precinct 1	20	6	26	235	235	596	39.43%
Reading Township, Precinct 1	68	12	80	539	539	1,478	36.47%
Scipio Township, Precinct 1	34	9	43	487	487	1,456	33.45%
Somerset Township, Precinct 1	112	36	148	621	621	1,891	32.84%
Somerset Township, Precinct 2	141	22	163	593	593	1,940	30.57%
Wheatland Township, Precinct 1	33	8	41	375	375	996	37.65%
Woodbridge Township, Precinct 1	17	2	19	279	279	707	39.46%
Wright Township, Precinct 1	43	9	52	383	383	1,168	32.79%
Totals	**1,302**	**256**	**1,558**	**12,491**	**12,491**	**34,611**	**36.09%**

Representative in State Legislature 58th District - Republican Party - Vote for not more than 1

Precinct	[illegible]	[illegible]	[illegible]	[illegible]	[illegible]	Election Day Voting Ballots Cast	Total Ballots Cast	Registered Voters	Turnout Percentage
City of Hillsdale, Ward I, Precinct 1	112	87	44	45	288	360	360	1,066	33.77%
City of Hillsdale, Ward II, Precinct 1	53	67	37	42	199	261	261	1,031	25.32%
City of Hillsdale, Ward III, Precinct 1	154	114	62	89	419	523	523	1,574	33.23%
City of Hillsdale, Ward IV, Precinct 1	154	158	77	62	451	539	539	1,563	34.48%
City of Jonesville, Precinct 1	111	89	227	117	544	673	673	1,610	41.80%
City of Litchfield, Precinct 1	70	57	101	58	286	350	350	933	37.51%
City of Reading, Precinct 1	48	51	54	36	189	237	237	844	28.08%
Adams Township, Precinct 1	199	158	187	158	702	842	842	1,857	45.34%
Allen Township, Precinct 1	106	67	146	54	373	470	470	1,401	33.55%
Amboy Township, Precinct 1	94	41	67	40	242	335	335	1,014	33.04%
Cambria Township, Precinct 1	195	146	174	137	652	768	768	1,955	39.28%
Camden Township, Precinct 1	135	75	82	48	340	414	414	1,448	28.59%
Fayette Township, Precinct 1	71	50	173	56	350	420	420	877	47.89%
Hillsdale Township, Precinct 1	235	142	162	152	691	807	807	1,651	48.88%
Jefferson Township, Precinct 1	209	230	165	127	731	913	913	2,525	36.16%
Litchfield Township, Precinct 1	64	20	112	37	233	263	263	808	32.55%
Moscow Township, Precinct 1	61	55	137	36	289	381	381	1,088	35.02%

Representative in State Legislature 58th District - Republican Party - Vote for not more than 1

Precinct	[illegible]	[illegible]	[illegible]	[illegible]	[illegible]	[illegible]	Total Ballots Cast	Registered Voters	Turnout Percentage
Pittsford Township, Precinct 1	145	81	82	45	353	423	423	1,134	37.30%
Ransom Township, Precinct 1	75	53	50	16	194	235	235	596	39.43%
Reading Township, Precinct 1	135	73	119	88	415	539	539	1,478	36.47%
Scipio Township, Precinct 1	66	69	248	36	419	487	487	1,456	33.45%
Somerset Township, Precinct 1	164	45	86	92	387	621	621	1,891	32.84%
Somerset Township, Precinct 2	168	49	81	49	347	593	593	1,940	30.57%
Wheatland Township, Precinct 1	97	56	85	52	290	375	375	996	37.65%
Woodbridge Township, Precinct 1	105	70	38	31	244	279	279	707	39.46%
Wright Township, Precinct 1	108	59	87	45	299	383	383	1,168	32.79%
Totals	**3,134**	**2,162**	**2,883**	**1,748**	**9,927**	**12,491**	**12,491**	**34,611**	**36.09%**

Judge of District Court 2B District Non-Incumbent Position 6 Year Term - Nonpartisan Party - Vote for not more than 1

Precinct	[illegible]	[illegible]	[illegible]	[illegible]	[illegible]	Total Ballots Cast	Registered Voters	Turnout Percentage
City of Hillsdale, Ward I, Precinct 1	81	93	105	279	360	360	1,066	33.77%
City of Hillsdale, Ward II, Precinct 1	55	54	80	189	261	261	1,031	25.32%
City of Hillsdale, Ward III, Precinct 1	120	114	158	392	523	523	1,574	33.23%
City of Hillsdale, Ward IV, Precinct 1	150	118	193	461	539	539	1,563	34.48%
City of Jonesville, Precinct 1	132	122	247	501	673	673	1,610	41.80%
City of Litchfield, Precinct 1	77	115	98	290	350	350	933	37.51%
City of Reading, Precinct 1	91	36	69	196	237	237	844	28.08%
Adams Township, Precinct 1	209	197	234	640	842	842	1,857	45.34%
Allen Township, Precinct 1	142	109	111	362	470	470	1,401	33.55%
Amboy Township, Precinct 1	61	49	67	177	335	335	1,014	33.04%
Cambria Township, Precinct 1	209	184	199	592	768	768	1,955	39.28%
Camden Township, Precinct 1	130	120	78	328	414	414	1,448	28.59%
Fayette Township, Precinct 1	92	78	169	339	420	420	877	47.89%
Hillsdale Township, Precinct 1	187	209	273	669	807	807	1,651	48.88%
Jefferson Township, Precinct 1	222	203	245	670	913	913	2,525	36.16%
Litchfield Township, Precinct 1	59	90	62	211	263	263	808	32.55%
Moscow Township, Precinct 1	63	101	90	254	381	381	1,088	35.02%

Judge of District Court 2B District Non-Incumbent Position 6 Year Term - Nonpartisan Party - Vote for not more than 1

Precinct	[illegible]	[illegible]	[illegible]	Cast Votes	Election Day Voting Ballots Cast	Total Ballots Cast	Registered Voters	Turnout Percentage
Pittsford Township, Precinct 1	75	64	133	272	423	423	1,134	37.30%
Ransom Township, Precinct 1	54	61	65	180	235	235	596	39.43%
Reading Township, Precinct 1	150	110	96	356	539	539	1,478	36.47%
Scipio Township, Precinct 1	86	137	154	377	487	487	1,456	33.45%
Somerset Township, Precinct 1	140	143	126	409	621	621	1,891	32.84%
Somerset Township, Precinct 2	91	183	123	397	593	593	1,940	30.57%
Wheatland Township, Precinct 1	76	91	105	272	375	375	996	37.65%
Woodbridge Township, Precinct 1	74	65	69	208	279	279	707	39.46%
Wright Township, Precinct 1	65	101	137	303	383	383	1,168	32.79%
Totals	**2,891**	**2,947**	**3,486**	**9,324**	**12,491**	**12,491**	**34,611**	**36.09%**

City of Hillsdale, Ward 1, Precinct 1

360 of 1,066 registered voters = 33.77%

United States Senator - Democratic Party - Vote for not more than 1

Choice	Party	Election Day Voting		Total	
Gary Peters		55	100.00%	55	100.00%
	Cast Votes:	55	100.00%	55	100.00%

Representative in Congress 7th District - Democratic Party - Vote for not more than 1

Choice	Party	Election Day Voting		Total	
Gretchen D. Driskell		55	100.00%	55	100.00%
	Cast Votes:	55	100.00%	55	100.00%

Representative in State Legislature 58th District - Democratic Party - Vote for not more than 1

Choice	Party	Election Day Voting		Total	
Tamara C. Barnes		45	83.33%	45	83.33%
Steven Sowards		9	16.67%	9	16.67%
	Cast Votes:	54	100.00%	54	100.00%

Prosecuting Attorney - Democratic Party - Vote for not more than 1

Choice	Party	Election Day Voting		Total	
		0	0.00%	0	0.00%
	Cast Votes:	0	0.00%	0	0.00%

Sheriff - Democratic Party - Vote for not more than 1

Choice	Party	Election Day Voting		Total	
Wes Ludeker (W)		10	100.00%	10	100.00%
	Cast Votes:	10	100.00%	10	100.00%

Clerk - Democratic Party - Vote for not more than 1

Choice	Party	Election Day Voting		Total	
		0	0.00%	0	0.00%
	Cast Votes:	0	0.00%	0	0.00%

City of Hillsdale, Ward 1, Precinct 1 — 360 of 1,066 registered voters = 33.77%

Treasurer - Democratic Party - Vote for not more than 1

Choice	Party	Election Day Voting		Total	
		0	0.00%	0	0.00%
	Cast Votes:	0	0.00%	0	0.00%

Register of Deeds - Democratic Party - Vote for not more than 1

Choice	Party	Election Day Voting		Total	
		0	0.00%	0	0.00%
	Cast Votes:	0	0.00%	0	0.00%

County Road Commissioner - Democratic Party - Vote for not more than 1

Choice	Party	Election Day Voting		Total	
		0	0.00%	0	0.00%
	Cast Votes:	0	0.00%	0	0.00%

United States Senator - Republican Party - Vote for not more than 1

Choice	Party	Election Day Voting		Total	
John James		247	100.00%	247	100.00%
	Cast Votes:	247	100.00%	247	100.00%

Representative in Congress 7th District - Republican Party - Vote for not more than 1

Choice	Party	Election Day Voting		Total	
Tim Walberg		245	100.00%	245	100.00%
	Cast Votes:	245	100.00%	245	100.00%

Representative in State Legislature 58th District - Republican Party - Vote for not more than 1

Choice	Party	Election Day Voting		Total	
Andrew Fink		112	38.89%	112	38.89%
Adam Stockford		87	30.21%	87	30.21%
Andy Welden		44	15.28%	44	15.28%
Daren Wiseley		45	15.63%	45	15.63%
	Cast Votes:	288	100.00%	288	100.00%

City of Hillsdale, Ward 1, Precinct 1 — 360 of 1,066 registered voters = 33.77%

Prosecuting Attorney - Republican Party - Vote for not more than 1

Choice	Party	Election Day Voting		Total	
Neal A. Brady		231	100.00%	231	100.00%
	Cast Votes:	231	100.00%	231	100.00%

Sheriff - Republican Party - Vote for not more than 1

Choice	Party	Election Day Voting		Total	
Carl Albright		101	34.95%	101	34.95%
Scott Hodshire		109	37.72%	109	37.72%
Jon Paul Rutan		79	27.34%	79	27.34%
	Cast Votes:	289	100.00%	289	100.00%

Clerk - Republican Party - Vote for not more than 1

Choice	Party	Election Day Voting		Total	
Marney Kast		238	100.00%	238	100.00%
	Cast Votes:	238	100.00%	238	100.00%

Treasurer - Republican Party - Vote for not more than 1

Choice	Party	Election Day Voting		Total	
Stephenie Kyser		231	100.00%	231	100.00%
	Cast Votes:	231	100.00%	231	100.00%

Register of Deeds - Republican Party - Vote for not more than 1

Choice	Party	Election Day Voting		Total	
Bambi L. Somerlott		238	100.00%	238	100.00%
	Cast Votes:	238	100.00%	238	100.00%

County Road Commissioner - Republican Party - Vote for not more than 1

Choice	Party	Election Day Voting		Total	
Gary A. Leininger		131	55.98%	131	55.98%
Chris Myers		40	17.09%	40	17.09%
Aaron Siegel		63	26.92%	63	26.92%
	Cast Votes:	234	100.00%	234	100.00%

City of Hillsdale, Ward 1, Precinct 1 — 360 of 1,066 registered voters = 33.77%

Judge of District Court 2B District Non-Incumbent Position 6 Year Term - Nonpartisan Party - Vote for not more than 1

Choice	Party	Election Day Voting		Total	
Kimm Burger		81	29.03%	81	29.03%
Brendan Sanger		93	33.33%	93	33.33%
Megan R.M. Stiverson		105	37.63%	105	37.63%
	Cast Votes:	279	100.00%	279	100.00%

Drain Commissioner - Democratic Party - Vote for not more than 1

Choice	Party	Election Day Voting		Total	
		0	0.00%	0	0.00%
	Cast Votes:	0	0.00%	0	0.00%

Surveyor - Democratic Party - Vote for not more than 1

Choice	Party	Election Day Voting		Total	
		0	0.00%	0	0.00%
	Cast Votes:	0	0.00%	0	0.00%

County Commissioner 1st District - Democratic Party - Vote for not more than 1

Choice	Party	Election Day Voting		Total	
		0	0.00%	0	0.00%
	Cast Votes:	0	0.00%	0	0.00%

Delegate to County Convention - Democratic Party - Vote for not more than 3

Choice	Party	Election Day Voting		Total	
		0	0.00%	0	0.00%
	Cast Votes:	0	0.00%	0	0.00%

Drain Commissioner - Republican Party - Vote for not more than 1

Choice	Party	Election Day Voting		Total	
Matt Word		177	100.00%	177	100.00%
	Cast Votes:	177	100.00%	177	100.00%

City of Hillsdale, Ward 1, Precinct 1 — 360 of 1,066 registered voters = 33.77%

Surveyor - Republican Party - Vote for not more than 1

Choice	Party	Election Day Voting		Total	
Michael Lodzinski		178	100.00%	178	100.00%
	Cast Votes:	178	100.00%	178	100.00%

County Commissioner 1st District - Republican Party - Vote for not more than 1

Choice	Party	Election Day Voting		Total	
Ruth E. Brown		95	45.67%	95	45.67%
Doug Ingles		83	39.90%	83	39.90%
Dave Rudnick		30	14.42%	30	14.42%
	Cast Votes:	208	100.00%	208	100.00%

Delegate to County Convention - Republican Party - Vote for not more than 5

Choice	Party	Election Day Voting		Total	
Dennis Wainscott (W)		3	60.00%	3	60.00%
Jacob Bruns (W)		2	40.00%	2	40.00%
	Cast Votes:	5	100.00%	5	100.00%

City of Hillsdale, Ward 1, Precinct 1 — 261 of 1,081 registered voters = 25.32%

United States Senator - Democratic Party - Vote for not more than 1

Choice	Party	Election Day Voting		Total	
Gary Peters		39	100.00%	39	100.00%
	Cast Votes:	39	100.00%	39	100.00%

Representative in Congress 7th District - Democratic Party - Vote for not more than 1

Choice	Party	Election Day Voting		Total	
Gretchen D. Driskell		38	100.00%	38	100.00%
	Cast Votes:	38	100.00%	38	100.00%

Representative in State Legislature 58th District - Democratic Party - Vote for not more than 1

Choice	Party	Election Day Voting		Total	
Tamara C. Barnes		29	78.38%	29	78.38%
Steven Sowards		8	21.62%	8	21.62%
	Cast Votes:	37	100.00%	37	100.00%

Prosecuting Attorney - Democratic Party - Vote for not more than 1

Choice	Party	Election Day Voting		Total	
		0	0.00%	0	0.00%
	Cast Votes:	0	0.00%	0	0.00%

Sheriff - Democratic Party - Vote for not more than 1

Choice	Party	Election Day Voting		Total	
Wes Ludeker (W)		8	100.00%	8	100.00%
	Cast Votes:	8	100.00%	8	100.00%

Clerk - Democratic Party - Vote for not more than 1

Choice	Party	Election Day Voting		Total	
		0	0.00%	0	0.00%
	Cast Votes:	0	0.00%	0	0.00%

City of Hillsdale, Ward II, Precinct 1 — 261 of 1,031 registered voters = 25.32%

Treasurer - Democratic Party - Vote for not more than 1

Choice	Party	Election Day Voting		Total	
		0	0.00%	0	0.00%
	Cast Votes:	0	0.00%	0	0.00%

Register of Deeds - Democratic Party - Vote for not more than 1

Choice	Party	Election Day Voting		Total	
		0	0.00%	0	0.00%
	Cast Votes:	0	0.00%	0	0.00%

County Road Commissioner - Democratic Party - Vote for not more than 1

Choice	Party	Election Day Voting		Total	
		0	0.00%	0	0.00%
	Cast Votes:	0	0.00%	0	0.00%

United States Senator - Republican Party - Vote for not more than 1

Choice	Party	Election Day Voting		Total	
John James		176	100.00%	176	100.00%
	Cast Votes:	176	100.00%	176	100.00%

Representative in Congress 7th District - Republican Party - Vote for not more than 1

Choice	Party	Election Day Voting		Total	
Tim Walberg		180	100.00%	180	100.00%
	Cast Votes:	180	100.00%	180	100.00%

Representative in State Legislature 58th District - Republican Party - Vote for not more than 1

Choice	Party	Election Day Voting		Total	
Andrew Fink		53	26.63%	53	26.63%
Adam Stockford		67	33.67%	67	33.67%
Andy Welden		37	18.59%	37	18.59%
Daren Wiseley		42	21.11%	42	21.11%
	Cast Votes:	199	100.00%	199	100.00%

City of Hillsdale, Ward 1, Precinct 1 261 of 1,031 registered voters = 25.32%

Prosecuting Attorney - Republican Party - Vote for not more than 1

Choice	Party	Election Day Voting		Total	
Neal A. Brady		180	100.00%	180	100.00%
	Cast Votes:	180	100.00%	180	100.00%

Sheriff - Republican Party - Vote for not more than 1

Choice	Party	Election Day Voting		Total	
Carl Albright		67	34.18%	67	34.18%
Scott Hodshire		72	36.73%	72	36.73%
Jon Paul Rutan		57	29.08%	57	29.08%
	Cast Votes:	196	100.00%	196	100.00%

Clerk - Republican Party - Vote for not more than 1

Choice	Party	Election Day Voting		Total	
Marney Kast		181	100.00%	181	100.00%
	Cast Votes:	181	100.00%	181	100.00%

Treasurer - Republican Party - Vote for not more than 1

Choice	Party	Election Day Voting		Total	
Stephenie Kyser		178	100.00%	178	100.00%
	Cast Votes:	178	100.00%	178	100.00%

Register of Deeds - Republican Party - Vote for not more than 1

Choice	Party	Election Day Voting		Total	
Bambi L. Somerlott		178	100.00%	178	100.00%
	Cast Votes:	178	100.00%	178	100.00%

County Road Commissioner - Republican Party - Vote for not more than 1

Choice	Party	Election Day Voting		Total	
Gary A. Leininger		85	50.60%	85	50.60%
Chris Myers		39	23.21%	39	23.21%
Aaron Siegel		44	26.19%	44	26.19%
	Cast Votes:	168	100.00%	168	100.00%

City of Hillsdale, Ward II, Precinct 1 — 261 of 1,031 registered voters = 25.32%

Judge of District Court 2B District Non-Incumbent Position 6 Year Term - Nonpartisan Party - Vote for not more than 1

Choice	Party	Election Day Voting		Total	
Kimm Burger		55	29.10%	55	29.10%
Brendan Sanger		54	28.57%	54	28.57%
Megan R.M. Stiverson		80	42.33%	80	42.33%
	Cast Votes:	189	100.00%	189	100.00%

Drain Commissioner - Democratic Party - Vote for not more than 1

Choice	Party	Election Day Voting		Total	
		0	0.00%	0	0.00%
	Cast Votes:	0	0.00%	0	0.00%

Surveyor - Democratic Party - Vote for not more than 1

Choice	Party	Election Day Voting		Total	
		0	0.00%	0	0.00%
	Cast Votes:	0	0.00%	0	0.00%

County Commissioner 1st District - Democratic Party - Vote for not more than 1

Choice	Party	Election Day Voting		Total	
		0	0.00%	0	0.00%
	Cast Votes:	0	0.00%	0	0.00%

Delegate to County Convention - Democratic Party - Vote for not more than 3

Choice	Party	Election Day Voting		Total	
		0	0.00%	0	0.00%
	Cast Votes:	0	0.00%	0	0.00%

Drain Commissioner - Republican Party - Vote for not more than 1

Choice	Party	Election Day Voting		Total	
Matt Word		148	100.00%	148	100.00%
	Cast Votes:	148	100.00%	148	100.00%

City of Hillsdale, Ward II, Precinct 1 — 261 of 1,031 registered voters = 25.32%

Surveyor - Republican Party - Vote for not more than 1

Choice	Party	Election Day Voting		Total	
Michael Lodzinski		148	100.00%	148	100.00%
	Cast Votes:	148	100.00%	148	100.00%

County Commissioner 1st District - Republican Party - Vote for not more than 1

Choice	Party	Election Day Voting		Total	
Ruth E. Brown		66	43.14%	66	43.14%
Doug Ingles		62	40.52%	62	40.52%
Dave Rudnick		25	16.34%	25	16.34%
	Cast Votes:	153	100.00%	153	100.00%

Delegate to County Convention - Republican Party - Vote for not more than 4

Choice	Party	Election Day Voting		Total	
		0	0.00%	0	0.00%
	Cast Votes:	0	0.00%	0	0.00%

City of Hillsdale, Ward III, Precinct 1 — 523 of 1,574 registered voters = 33.23%

United States Senator - Democratic Party - Vote for not more than 1

Choice	Party	Election Day Voting		Total	
Gary Peters		74	100.00%	74	100.00%
	Cast Votes:	74	100.00%	74	100.00%

Representative in Congress 7th District - Democratic Party - Vote for not more than 1

Choice	Party	Election Day Voting		Total	
Gretchen D. Driskell		72	100.00%	72	100.00%
	Cast Votes:	72	100.00%	72	100.00%

Representative in State Legislature 58th District - Democratic Party - Vote for not more than 1

Choice	Party	Election Day Voting		Total	
Tamara C. Barnes		64	94.12%	64	94.12%
Steven Sowards		4	5.88%	4	5.88%
	Cast Votes:	68	100.00%	68	100.00%

Prosecuting Attorney - Democratic Party - Vote for not more than 1

Choice	Party	Election Day Voting		Total	
		0	0.00%	0	0.00%
	Cast Votes:	0	0.00%	0	0.00%

Sheriff - Democratic Party - Vote for not more than 1

Choice	Party	Election Day Voting		Total	
Wes Ludeker (W)		19	100.00%	19	100.00%
	Cast Votes:	19	100.00%	19	100.00%

Clerk - Democratic Party - Vote for not more than 1

Choice	Party	Election Day Voting		Total	
		0	0.00%	0	0.00%
	Cast Votes:	0	0.00%	0	0.00%

City of Hillsdale, Ward III, Precinct 1 — 523 of 1,574 registered voters = 33.23%

Treasurer - Democratic Party - Vote for not more than 1

Choice	Party	Election Day Voting		Total	
		0	0.00%	0	0.00%
	Cast Votes:	0	0.00%	0	0.00%

Register of Deeds - Democratic Party - Vote for not more than 1

Choice	Party	Election Day Voting		Total	
		0	0.00%	0	0.00%
	Cast Votes:	0	0.00%	0	0.00%

County Road Commissioner - Democratic Party - Vote for not more than 1

Choice	Party	Election Day Voting		Total	
		0	0.00%	0	0.00%
	Cast Votes:	0	0.00%	0	0.00%

United States Senator - Republican Party - Vote for not more than 1

Choice	Party	Election Day Voting		Total	
John James		357	100.00%	357	100.00%
	Cast Votes:	357	100.00%	357	100.00%

Representative in Congress 7th District - Republican Party - Vote for not more than 1

Choice	Party	Election Day Voting		Total	
Tim Walberg		347	100.00%	347	100.00%
	Cast Votes:	347	100.00%	347	100.00%

Representative in State Legislature 58th District - Republican Party - Vote for not more than 1

Choice	Party	Election Day Voting		Total	
Andrew Fink		154	36.75%	154	36.75%
Adam Stockford		114	27.21%	114	27.21%
Andy Welden		62	14.80%	62	14.80%
Daren Wiseley		89	21.24%	89	21.24%
	Cast Votes:	419	100.00%	419	100.00%

City of Hillsdale, Ward III, Precinct 1 — 523 of 1,574 registered voters = 33.23%

Prosecuting Attorney - Republican Party - Vote for not more than 1

Choice	Party	Election Day Voting		Total	
Neal A. Brady		335	100.00%	335	100.00%
	Cast Votes:	335	100.00%	335	100.00%

Sheriff - Republican Party - Vote for not more than 1

Choice	Party	Election Day Voting		Total	
Carl Albright		145	34.12%	145	34.12%
Scott Hodshire		168	39.53%	168	39.53%
Jon Paul Rutan		112	26.35%	112	26.35%
	Cast Votes:	425	100.00%	425	100.00%

Clerk - Republican Party - Vote for not more than 1

Choice	Party	Election Day Voting		Total	
Marney Kast		336	100.00%	336	100.00%
	Cast Votes:	336	100.00%	336	100.00%

Treasurer - Republican Party - Vote for not more than 1

Choice	Party	Election Day Voting		Total	
Stephenie Kyser		315	100.00%	315	100.00%
	Cast Votes:	315	100.00%	315	100.00%

Register of Deeds - Republican Party - Vote for not more than 1

Choice	Party	Election Day Voting		Total	
Bambi L. Somerlott		317	100.00%	317	100.00%
	Cast Votes:	317	100.00%	317	100.00%

County Road Commissioner - Republican Party - Vote for not more than 1

Choice	Party	Election Day Voting		Total	
Gary A. Leininger		172	50.44%	172	50.44%
Chris Myers		46	13.49%	46	13.49%
Aaron Siegel		123	36.07%	123	36.07%
	Cast Votes:	341	100.00%	341	100.00%

City of Hillsdale, Ward III, Precinct 1 — 523 of 1,574 registered voters = 33.23%

Judge of District Court 2B District Non-Incumbent Position 6 Year Term - Nonpartisan Party - Vote for not more than 1

Choice	Party	Election Day Voting		Total	
Kimm Burger		120	30.61%	120	30.61%
Brendan Sanger		114	29.08%	114	29.08%
Megan R.M. Stiverson		158	40.31%	158	40.31%
	Cast Votes:	392	100.00%	392	100.00%

Drain Commissioner - Democratic Party - Vote for not more than 1

Choice	Party	Election Day Voting		Total	
		0	0.00%	0	0.00%
	Cast Votes:	0	0.00%	0	0.00%

Surveyor - Democratic Party - Vote for not more than 1

Choice	Party	Election Day Voting		Total	
		0	0.00%	0	0.00%
	Cast Votes:	0	0.00%	0	0.00%

County Commissioner 1st District - Democratic Party - Vote for not more than 1

Choice	Party	Election Day Voting		Total	
		0	0.00%	0	0.00%
	Cast Votes:	0	0.00%	0	0.00%

Delegate to County Convention - Democratic Party - Vote for not more than 4

Choice	Party	Election Day Voting		Total	
		0	0.00%	0	0.00%
	Cast Votes:	0	0.00%	0	0.00%

Drain Commissioner - Republican Party - Vote for not more than 1

Choice	Party	Election Day Voting		Total	
Matt Word		289	100.00%	289	100.00%
	Cast Votes:	289	100.00%	289	100.00%

City of Hillsdale, Ward III, Precinct 1

523 of 1,574 registered voters = 33.23%

Surveyor - Republican Party - Vote for not more than 1

Choice	Party	Election Day Voting		Total	
Michael Lodzinski		281	100.00%	281	100.00%
	Cast Votes:	281	100.00%	281	100.00%

County Commissioner 1st District - Republican Party - Vote for not more than 1

Choice	Party	Election Day Voting		Total	
Ruth E. Brown		129	36.96%	129	36.96%
Doug Ingles		123	35.24%	123	35.24%
Dave Rudnick		97	27.79%	97	27.79%
	Cast Votes:	349	100.00%	349	100.00%

Delegate to County Convention - Republican Party - Vote for not more than 6

Choice	Party	Election Day Voting		Total	
Michael R. Clark		221	32.12%	221	32.12%
Mary Vear		145	21.08%	145	21.08%
Stephen Chase Vear		137	19.91%	137	19.91%
Steve Vear		184	26.74%	184	26.74%
Margot Games (W)		1	0.15%	1	0.15%
	Cast Votes:	688	100.00%	688	100.00%

City of Hillsdale, Ward IV, Precinct 1 — 539 of 1,563 registered voters = 34.48%

United States Senator - Democratic Party - Vote for not more than 1

Choice	Party	Election Day Voting		Total	
Gary Peters		61	100.00%	61	100.00%
	Cast Votes:	61	100.00%	61	100.00%

Representative in Congress 7th District - Democratic Party - Vote for not more than 1

Choice	Party	Election Day Voting		Total	
Gretchen D. Driskell		61	100.00%	61	100.00%
	Cast Votes:	61	100.00%	61	100.00%

Representative in State Legislature 58th District - Democratic Party - Vote for not more than 1

Choice	Party	Election Day Voting		Total	
Tamara C. Barnes		52	89.66%	52	89.66%
Steven 5owards		6	10.34%	6	10.34%
	Cast Votes:	58	100.00%	58	100.00%

Prosecuting Attorney - Democratic Party - Vote for not more than 1

Choice	Party	Election Day Voting		Total	
		0	0.00%	0	0.00%
	Cast Votes:	0	0.00%	0	0.00%

Sheriff - Democratic Party - Vote for not more than 1

Choice	Party	Election Day Voting		Total	
Wes Ludeker (W)		19	100.00%	19	100.00%
	Cast Votes:	19	100.00%	19	100.00%

Clerk - Democratic Party - Vote for not more than 1

Choice	Party	Election Day Voting		Total	
		0	0.00%	0	0.00%
	Cast Votes:	0	0.00%	0	0.00%

City of Hillsdale, Ward IV, Precinct 1 — 539 of 1,563 registered voters = 34.48%

Treasurer - Democratic Party - Vote for not more than 1

Choice	Party	Election Day Voting		Total	
		0	0.00%	0	0.00%
	Cast Votes:	0	0.00%	0	0.00%

Register of Deeds - Democratic Party - Vote for not more than 1

Choice	Party	Election Day Voting		Total	
		0	0.00%	0	0.00%
	Cast Votes:	0	0.00%	0	0.00%

County Road Commissioner - Democratic Party - Vote for not more than 1

Choice	Party	Election Day Voting		Total	
		0	0.00%	0	0.00%
	Cast Votes:	0	0.00%	0	0.00%

United States Senator - Republican Party - Vote for not more than 1

Choice	Party	Election Day Voting		Total	
John James		379	100.00%	379	100.00%
	Cast Votes:	379	100.00%	379	100.00%

Representative in Congress 7th District - Republican Party - Vote for not more than 1

Choice	Party	Election Day Voting		Total	
Tim Walberg		380	100.00%	380	100.00%
	Cast Votes:	380	100.00%	380	100.00%

Representative in State Legislature 58th District - Republican Party - Vote for not more than 1

Choice	Party	Election Day Voting		Total	
Andrew Fink		154	34.15%	154	34.15%
Adam Stockford		158	35.03%	158	35.03%
Andy Welden		77	17.07%	77	17.07%
Daren Wiseley		62	13.75%	62	13.75%
	Cast Votes:	451	100.00%	451	100.00%

City of Hillsdale, Ward IV, Precinct 1 539 of 1,563 registered voters = 34.48%

Prosecuting Attorney - Republican Party - Vote for not more than 1

Choice	Party	Election Day Voting		Total	
Neal A. Brady		371	100.00%	371	100.00%
	Cast Votes:	371	100.00%	371	100.00%

Sheriff - Republican Party - Vote for not more than 1

Choice	Party	Election Day Voting		Total	
Carl Albright		148	32.96%	148	32.96%
Scott Hodshire		164	36.53%	164	36.53%
Jon Paul Rutan		137	30.51%	137	30.51%
	Cast Votes:	449	100.00%	449	100.00%

Clerk - Republican Party - Vote for not more than 1

Choice	Party	Election Day Voting		Total	
Marney Kast		372	100.00%	372	100.00%
	Cast Votes:	372	100.00%	372	100.00%

Treasurer - Republican Party - Vote for not more than 1

Choice	Party	Election Day Voting		Total	
Stephenie Kyser		358	100.00%	358	100.00%
	Cast Votes:	358	100.00%	358	100.00%

Register of Deeds - Republican Party - Vote for not more than 1

Choice	Party	Election Day Voting		Total	
Bambi L. Somerlott		361	100.00%	361	100.00%
	Cast Votes:	361	100.00%	361	100.00%

County Road Commissioner - Republican Party - Vote for not more than 1

Choice	Party	Election Day Voting		Total	
Gary A. Leininger		176	45.83%	176	45.83%
Chris Myers		65	16.93%	65	16.93%
Aaron Siegel		143	37.24%	143	37.24%
	Cast Votes:	384	100.00%	384	100.00%

City of Hillsdale, Ward IV, Precinct 1 — 539 of 1,563 registered voters = 34.48%

Judge of District Court 2B District Non-Incumbent Position 6 Year Term - Nonpartisan Party - Vote for not more than 1

Choice	Party	Election Day Voting		Total	
Kimm Burger		150	32.54%	150	32.54%
Brendan Sanger		118	25.60%	118	25.60%
Megan R.M. Stiverson		193	41.87%	193	41.87%
	Cast Votes:	461	100.00%	461	100.00%

Drain Commissioner - Democratic Party - Vote for not more than 1

Choice	Party	Election Day Voting		Total	
		0	0.00%	0	0.00%
	Cast Votes:	0	0.00%	0	0.00%

Surveyor - Democratic Party - Vote for not more than 1

Choice	Party	Election Day Voting		Total	
		0	0.00%	0	0.00%
	Cast Votes:	0	0.00%	0	0.00%

County Commissioner 1st District - Democratic Party - Vote for not more than 1

Choice	Party	Election Day Voting		Total	
		0	0.00%	0	0.00%
	Cast Votes:	0	0.00%	0	0.00%

Delegate to County Convention - Democratic Party - Vote for not more than 5

Choice	Party	Election Day Voting		Total	
		0	0.00%	0	0.00%
	Cast Votes:	0	0.00%	0	0.00%

Drain Commissioner - Republican Party - Vote for not more than 1

Choice	Party	Election Day Voting		Total	
Matt Word		347	100.00%	347	100.00%
	Cast Votes:	347	100.00%	347	100.00%

City of Hillsdale, Ward IV, Precinct 1 — 539 of 1,563 registered voters = 34.48%

Surveyor - Republican Party - Vote for not more than 1

Choice	Party	Election Day Voting		Total	
Michael Lodzinski		343	100.00%	343	100.00%
	Cast Votes:	343	100.00%	343	100.00%

County Commissioner 1st District - Republican Party - Vote for not more than 1

Choice	Party	Election Day Voting		Total	
Ruth E. Brown		129	32.17%	129	32.17%
Doug Ingles		164	40.90%	164	40.90%
Dave Rudnick		108	26.93%	108	26.93%
	Cast Votes:	401	100.00%	401	100.00%

Delegate to County Convention - Republican Party - Vote for not more than 6

Choice	Party	Election Day Voting		Total	
Penny Swan		303	97.74%	303	97.74%
Brigette Paladino (W)		4	1.29%	4	1.29%
Joshua Paladino (W)		3	0.97%	3	0.97%
	Cast Votes:	310	100.00%	310	100.00%

City of Jonesville, Precinct 1 — 673 of 1,610 registered voters = 41.80%

United States Senator - Democratic Party - Vote for not more than 1

Choice	Party	Election Day Voting		Total	
Gary Peters		84	100.00%	84	100.00%
	Cast Votes:	84	100.00%	84	100.00%

Representative in Congress 7th District - Democratic Party - Vote for not more than 1

Choice	Party	Election Day Voting		Total	
Gretchen D. Driskell		80	100.00%	80	100.00%
	Cast Votes:	80	100.00%	80	100.00%

Representative in State Legislature 58th District - Democratic Party - Vote for not more than 1

Choice	Party	Election Day Voting		Total	
Tamara C. Barnes		64	82.05%	64	82.05%
Steven Sowards		14	17.95%	14	17.95%
	Cast Votes:	78	100.00%	78	100.00%

Prosecuting Attorney - Democratic Party - Vote for not more than 1

Choice	Party	Election Day Voting		Total	
		0	0.00%	0	0.00%
	Cast Votes:	0	0.00%	0	0.00%

Sheriff - Democratic Party - Vote for not more than 1

Choice	Party	Election Day Voting		Total	
Wes Ludeker (W)		13	100.00%	13	100.00%
	Cast Votes:	13	100.00%	13	100.00%

Clerk - Democratic Party - Vote for not more than 1

Choice	Party	Election Day Voting		Total	
		0	0.00%	0	0.00%
	Cast Votes:	0	0.00%	0	0.00%

City of Jonesville, Precinct 1 673 of 1,610 registered voters - 41.80%

Treasurer - Democratic Party - Vote for not more than 1

Choice	Party	Election Day Voting		Total	
		0	0.00%	0	0.00%
	Cast Votes:	0	0.00%	0	0.00%

Register of Deeds - Democratic Party - Vote for not more than 1

Choice	Party	Election Day Voting		Total	
		0	0.00%	0	0.00%
	Cast Votes:	0	0.00%	0	0.00%

County Road Commissioner - Democratic Party - Vote for not more than 1

Choice	Party	Election Day Voting		Total	
		0	0.00%	0	0.00%
	Cast Votes:	0	0.00%	0	0.00%

United States Senator - Republican Party - Vote for not more than 1

Choice	Party	Election Day Voting		Total	
John James		462	100.00%	462	100.00%
	Cast Votes:	462	100.00%	462	100.00%

Representative in Congress 7th District - Republican Party - Vote for not more than 1

Choice	Party	Election Day Voting		Total	
Tim Walberg		474	100.00%	474	100.00%
	Cast Votes:	474	100.00%	474	100.00%

Representative in State Legislature 58th District - Republican Party - Vote for not more than 1

Choice	Party	Election Day Voting		Total	
Andrew Fink		111	20.40%	111	20.40%
Adam Stockford		89	16.36%	89	16.36%
Andy Welden		227	41.73%	227	41.73%
Daren Wiseley		117	21.51%	117	21.51%
	Cast Votes:	544	100.00%	544	100.00%

City of Jonesville, Precinct 1 — 673 of 1,610 registered voters = 41.80%

Prosecuting Attorney - Republican Party - Vote for not more than 1

Choice	Party	Election Day Voting		Total	
Neal A. Brady		449	100.00%	449	100.00%
	Cast Votes:	449	100.00%	449	100.00%

Sheriff - Republican Party - Vote for not more than 1

Choice	Party	Election Day Voting		Total	
Carl Albright		236	43.46%	236	43.46%
Scott Hodshire		168	30.94%	168	30.94%
Jon Paul Rutan		139	25.60%	139	25.60%
	Cast Votes:	543	100.00%	543	100.00%

Clerk - Republican Party - Vote for not more than 1

Choice	Party	Election Day Voting		Total	
Marney Kast		475	100.00%	475	100.00%
	Cast Votes:	475	100.00%	475	100.00%

Treasurer - Republican Party - Vote for not more than 1

Choice	Party	Election Day Voting		Total	
Stephenie Kyser		452	100.00%	452	100.00%
	Cast Votes:	452	100.00%	452	100.00%

Register of Deeds - Republican Party - Vote for not more than 1

Choice	Party	Election Day Voting		Total	
Bambi L. Somerlott		467	100.00%	467	100.00%
	Cast Votes:	467	100.00%	467	100.00%

County Road Commissioner - Republican Party - Vote for not more than 1

Choice	Party	Election Day Voting		Total	
Gary A. Leininger		255	51.93%	255	51.93%
Chris Myers		91	18.53%	91	18.53%
Aaron Siegel		145	29.53%	145	29.53%
	Cast Votes:	491	100.00%	491	100.00%

City of Jonesville, Precinct 1 673 of 1,610 registered voters = 41.80%

Judge of District Court 2B District Non-Incumbent Position 6 Year Term - Nonpartisan Party - Vote for not more than 1

Choice	Party	Election Day Voting		Total	
Kimm Burger		132	26.35%	132	26.35%
Brendan Sanger		122	24.35%	122	24.35%
Megan R.M. Stiverson		247	49.30%	247	49.30%
	Cast Votes:	501	100.00%	501	100.00%

Drain Commissioner - Democratic Party - Vote for not more than 1

Choice	Party	Election Day Voting		Total	
		0	0.00%	0	0.00%
	Cast Votes:	0	0.00%	0	0.00%

Surveyor - Democratic Party - Vote for not more than 1

Choice	Party	Election Day Voting		Total	
		0	0.00%	0	0.00%
	Cast Votes:	0	0.00%	0	0.00%

County Commissioner 2nd District - Democratic Party - Vote for not more than 1

Choice	Party	Election Day Voting		Total	
		0	0.00%	0	0.00%
	Cast Votes:	0	0.00%	0	0.00%

Delegate to County Convention - Democratic Party - Vote for not more than 5

Choice	Party	Election Day Voting		Total	
		0	0.00%	0	0.00%
	Cast Votes:	0	0.00%	0	0.00%

Drain Commissioner - Republican Party - Vote for not more than 1

Choice	Party	Election Day Voting		Total	
Matt Word		445	100.00%	445	100.00%
	Cast Votes:	445	100.00%	445	100.00%

City of Jonesville, Precinct 1 — 673 of 1,610 registered voters = 41.80%

Surveyor - Republican Party - Vote for not more than 1

Choice	Party	Election Day Voting		Total	
Michael Lodzinski		438	100.00%	438	100.00%
	Cast Votes:	438	100.00%	438	100.00%

County Commissioner 2nd District - Republican Party - Vote for not more than 1

Choice	Party	Election Day Voting		Total	
Julie Games		256	52.78%	256	52.78%
Kathy Schmitt		229	47.22%	229	47.22%
	Cast Votes:	485	100.00%	485	100.00%

Delegate to County Convention - Republican Party - Vote for not more than 6

Choice	Party	Election Day Voting		Total	
		0	0.00%	0	0.00%
	Cast Votes:	0	0.00%	0	0.00%

City of Litchfield, Precinct 1 350 of 938 registered voters = 37.31%

United States Senator - Democratic Party - Vote for not more than 1

Choice	Party	Election Day Voting		Total	
Gary Peters		51	100.00%	51	100.00%
	Cast Votes:	51	100.00%	51	100.00%

Representative in Congress 7th District - Democratic Party - Vote for not more than 1

Choice	Party	Election Day Voting		Total	
Gretchen D. Driskell		49	100.00%	49	100.00%
	Cast Votes:	49	100.00%	49	100.00%

Representative in State Legislature 58th District - Democratic Party - Vote for not more than 1

Choice	Party	Election Day Voting		Total	
Tamara C. Barnes		42	85.71%	42	85.71%
Steven Sowards		7	14.29%	7	14.29%
	Cast Votes:	49	100.00%	49	100.00%

Prosecuting Attorney - Democratic Party - Vote for not more than 1

Choice	Party	Election Day Voting		Total	
		0	0.00%	0	0.00%
	Cast Votes:	0	0.00%	0	0.00%

Sheriff - Democratic Party - Vote for not more than 1

Choice	Party	Election Day Voting		Total	
Wes Ludeker (W)		6	100.00%	6	100.00%
	Cast Votes:	6	100.00%	6	100.00%

Clerk - Democratic Party - Vote for not more than 1

Choice	Party	Election Day Voting		Total	
		0	0.00%	0	0.00%
	Cast Votes:	0	0.00%	0	0.00%

City of Litchfield, Precinct 1 — 350 of 933 registered voters = 37.51%

Treasurer - Democratic Party - Vote for not more than 1

Choice	Party	Election Day Voting		Total	
		0	0.00%	0	0.00%
	Cast Votes:	0	0.00%	0	0.00%

Register of Deeds - Democratic Party - Vote for not more than 1

Choice	Party	Election Day Voting		Total	
		0	0.00%	0	0.00%
	Cast Votes:	0	0.00%	0	0.00%

County Road Commissioner - Democratic Party - Vote for not more than 1

Choice	Party	Election Day Voting		Total	
		0	0.00%	0	0.00%
	Cast Votes:	0	0.00%	0	0.00%

United States Senator - Republican Party - Vote for not more than 1

Choice	Party	Election Day Voting		Total	
John James		255	100.00%	255	100.00%
	Cast Votes:	255	100.00%	255	100.00%

Representative in Congress 7th District - Republican Party - Vote for not more than 1

Choice	Party	Election Day Voting		Total	
Tim Walberg		252	100.00%	252	100.00%
	Cast Votes:	252	100.00%	252	100.00%

Representative in State Legislature 58th District - Republican Party - Vote for not more than 1

Choice	Party	Election Day Voting		Total	
Andrew Fink		70	24.48%	70	24.48%
Adam Stockford		57	19.93%	57	19.93%
Andy Welden		101	35.31%	101	35.31%
Daren Wiseley		58	20.28%	58	20.28%
	Cast Votes:	286	100.00%	286	100.00%

City of Litchfield, Precinct 1 350 of 933 registered voters = 37.51%

Prosecuting Attorney - Republican Party - Vote for not more than 1

Choice	Party	Election Day Voting		Total	
Neal A. Brady		232	100.00%	232	100.00%
	Cast Votes:	232	100.00%	232	100.00%

Sheriff - Republican Party - Vote for not more than 1

Choice	Party	Election Day Voting		Total	
Carl Albright		103	35.64%	103	35.64%
Scott Hodshire		98	33.91%	98	33.91%
Jon Paul Rutan		88	30.45%	88	30.45%
	Cast Votes:	289	100.00%	289	100.00%

Clerk - Republican Party - Vote for not more than 1

Choice	Party	Election Day Voting		Total	
Marney Kast		244	100.00%	244	100.00%
	Cast Votes:	244	100.00%	244	100.00%

Treasurer - Republican Party - Vote for not more than 1

Choice	Party	Election Day Voting		Total	
Stephenie Kyser		232	100.00%	232	100.00%
	Cast Votes:	232	100.00%	232	100.00%

Register of Deeds - Republican Party - Vote for not more than 1

Choice	Party	Election Day Voting		Total	
Bambi L. Somerlott		229	100.00%	229	100.00%
	Cast Votes:	229	100.00%	229	100.00%

County Road Commissioner - Republican Party - Vote for not more than 1

Choice	Party	Election Day Voting		Total	
Gary A. Leininger		133	51.75%	133	51.75%
Chris Myers		38	14.79%	38	14.79%
Aaron Siegel		86	33.46%	86	33.46%
	Cast Votes:	257	100.00%	257	100.00%

City of Litchfield, Precinct 1 — 350 of 983 registered voters = 37.51%

Judge of District Court 2B District Non-Incumbent Position 6 Year Term - Nonpartisan Party - Vote for not more than 1

Choice	Party	Election Day Voting		Total	
Kimm Burger		77	26.55%	77	26.55%
Brendan Sanger		115	39.66%	115	39.66%
Megan R.M. Stiverson		98	33.79%	98	33.79%
	Cast Votes:	290	100.00%	290	100.00%

Drain Commissioner - Democratic Party - Vote for not more than 1

Choice	Party	Election Day Voting		Total	
		0	0.00%	0	0.00%
	Cast Votes:	0	0.00%	0	0.00%

Surveyor - Democratic Party - Vote for not more than 1

Choice	Party	Election Day Voting		Total	
		0	0.00%	0	0.00%
	Cast Votes:	0	0.00%	0	0.00%

County Commissioner 2nd District - Democratic Party - Vote for not more than 1

Choice	Party	Election Day Voting		Total	
		0	0.00%	0	0.00%
	Cast Votes:	0	0.00%	0	0.00%

Delegate to County Convention - Democratic Party - Vote for not more than 2

Choice	Party	Election Day Voting		Total	
		0	0.00%	0	0.00%
	Cast Votes:	0	0.00%	0	0.00%

Drain Commissioner - Republican Party - Vote for not more than 1

Choice	Party	Election Day Voting		Total	
Matt Word		235	100.00%	235	100.00%
	Cast Votes:	235	100.00%	235	100.00%

City of Litchfield, Precinct 1 — 350 of 933 registered voters = 37.51%

Surveyor - Republican Party - Vote for not more than 1

Choice	Party	Election Day Voting		Total	
Michael Lodzinski		228	100.00%	228	100.00%
	Cast Votes:	228	100.00%	228	100.00%

County Commissioner 2nd District - Republican Party - Vote for not more than 1

Choice	Party	Election Day Voting		Total	
Julie Games		105	43.03%	105	43.03%
Kathy Schmitt		139	56.97%	139	56.97%
	Cast Votes:	244	100.00%	244	100.00%

Delegate to County Convention - Republican Party - Vote for not more than 4

Choice	Party	Election Day Voting		Total	
Brian Haire (W)		5	100.00%	5	100.00%
	Cast Votes:	5	100.00%	5	100.00%

City of Reading, Precinct 1

237 of 844 registered voters = 28.08%

United States Senator - Democratic Party - Vote for not more than 1

Choice	Party	Election Day Voting		Total	
Gary Peters		27	100.00%	27	100.00%
	Cast Votes:	27	100.00%	27	100.00%

Representative in Congress 7th District - Democratic Party - Vote for not more than 1

Choice	Party	Election Day Voting		Total	
Gretchen D. Driskell		27	100.00%	27	100.00%
	Cast Votes:	27	100.00%	27	100.00%

Representative in State Legislature 58th District - Democratic Party - Vote for not more than 1

Choice	Party	Election Day Voting		Total	
Tamara C. Barnes		22	84.62%	22	84.62%
Steven Sowards		4	15.38%	4	15.38%
	Cast Votes:	26	100.00%	26	100.00%

Prosecuting Attorney - Democratic Party - Vote for not more than 1

Choice	Party	Election Day Voting		Total	
		0	0.00%	0	0.00%
	Cast Votes:	0	0.00%	0	0.00%

Sheriff - Democratic Party - Vote for not more than 1

Choice	Party	Election Day Voting		Total	
Wes Ludeker (W)		3	100.00%	3	100.00%
	Cast Votes:	3	100.00%	3	100.00%

Clerk - Democratic Party - Vote for not more than 1

Choice	Party	Election Day Voting		Total	
		0	0.00%	0	0.00%
	Cast Votes:	0	0.00%	0	0.00%

City of Reading, Precinct 1 — 237 of 844 registered voters = 28.08%

Treasurer - Democratic Party - Vote for not more than 1

Choice	Party	Election Day Voting		Total	
		0	0.00%	0	0.00%
	Cast Votes:	0	0.00%	0	0.00%

Register of Deeds - Democratic Party - Vote for not more than 1

Choice	Party	Election Day Voting		Total	
		0	0.00%	0	0.00%
	Cast Votes:	0	0.00%	0	0.00%

County Road Commissioner - Democratic Party - Vote for not more than 1

Choice	Party	Election Day Voting		Total	
		0	0.00%	0	0.00%
	Cast Votes:	0	0.00%	0	0.00%

United States Senator - Republican Party - Vote for not more than 1

Choice	Party	Election Day Voting		Total	
John James		163	100.00%	163	100.00%
	Cast Votes:	163	100.00%	163	100.00%

Representative in Congress 7th District - Republican Party - Vote for not more than 1

Choice	Party	Election Day Voting		Total	
Tim Walberg		162	100.00%	162	100.00%
	Cast Votes:	162	100.00%	162	100.00%

Representative in State Legislature 58th District - Republican Party - Vote for not more than 1

Choice	Party	Election Day Voting		Total	
Andrew Fink		48	25.40%	48	25.40%
Adam Stockford		51	26.98%	51	26.98%
Andy Welden		54	28.57%	54	28.57%
Daren Wiseley		36	19.05%	36	19.05%
	Cast Votes:	189	100.00%	189	100.00%

City of Reading, Precinct 1 — 237 of 844 registered voters = 28.08%

Prosecuting Attorney - Republican Party - Vote for not more than 1

Choice	Party	Election Day Voting		Total	
Neal A. Brady		165	100.00%	165	100.00%
	Cast Votes:	165	100.00%	165	100.00%

Sheriff - Republican Party - Vote for not more than 1

Choice	Party	Election Day Voting		Total	
Carl Albright		78	39.00%	78	39.00%
Scott Hodshire		70	35.00%	70	35.00%
Jon Paul Rutan		52	26.00%	52	26.00%
	Cast Votes:	200	100.00%	200	100.00%

Clerk - Republican Party - Vote for not more than 1

Choice	Party	Election Day Voting		Total	
Marney Kast		167	100.00%	167	100.00%
	Cast Votes:	167	100.00%	167	100.00%

Treasurer - Republican Party - Vote for not more than 1

Choice	Party	Election Day Voting		Total	
Stephenie Kyser		161	100.00%	161	100.00%
	Cast Votes:	161	100.00%	161	100.00%

Register of Deeds - Republican Party - Vote for not more than 1

Choice	Party	Election Day Voting		Total	
Bambi L. Somerlott		162	100.00%	162	100.00%
	Cast Votes:	162	100.00%	162	100.00%

County Road Commissioner - Republican Party - Vote for not more than 1

Choice	Party	Election Day Voting		Total	
Gary A. Leininger		95	51.08%	95	51.08%
Chris Myers		39	20.97%	39	20.97%
Aaron Siegel		52	27.96%	52	27.96%
	Cast Votes:	186	100.00%	186	100.00%

City of Reading, Precinct 1 287 of 842 registered voters = 28.08%

Judge of District Court 2B District Non-Incumbent Position 6 Year Term - Nonpartisan Party - Vote for not more than 1

Choice	Party	Election Day Voting		Total	
Kimm Burger		91	46.43%	91	46.43%
Brendan Sanger		36	18.37%	36	18.37%
Megan R.M. Stiverson		69	35.20%	69	35.20%
	Cast Votes:	196	100.00%	196	100.00%

Drain Commissioner - Democratic Party - Vote for not more than 1

Choice	Party	Election Day Voting		Total	
		0	0.00%	0	0.00%
	Cast Votes:	0	0.00%	0	0.00%

Surveyor - Democratic Party - Vote for not more than 1

Choice	Party	Election Day Voting		Total	
		0	0.00%	0	0.00%
	Cast Votes:	0	0.00%	0	0.00%

County Commissioner 3rd District - Democratic Party - Vote for not more than 1

Choice	Party	Election Day Voting		Total	
		0	0.00%	0	0.00%
	Cast Votes:	0	0.00%	0	0.00%

Delegate to County Convention - Democratic Party - Vote for not more than 2

Choice	Party	Election Day Voting		Total	
		0	0.00%	0	0.00%
	Cast Votes:	0	0.00%	0	0.00%

Drain Commissioner - Republican Party - Vote for not more than 1

Choice	Party	Election Day Voting		Total	
Matt Word		151	100.00%	151	100.00%
	Cast Votes:	151	100.00%	151	100.00%

City of Reading, Precinct 1 — 237 of 844 registered voters = 28.08%

Surveyor - Republican Party - Vote for not more than 1

Choice	Party	Election Day Voting		Total	
Michael Lodzinski		149	100.00%	149	100.00%
	Cast Votes:	149	100.00%	149	100.00%

County Commissioner 3rd District - Republican Party - Vote for not more than 1

Choice	Party	Election Day Voting		Total	
Karla D. Malone		58	32.40%	58	32.40%
Mark E. Wiley		121	67.60%	121	67.60%
	Cast Votes:	179	100.00%	179	100.00%

Delegate to County Convention - Republican Party - Vote for not more than 4

Choice	Party	Election Day Voting		Total	
		0	0.00%	0	0.00%
	Cast Votes:	0	0.00%	0	0.00%

Adams Township, Precinct 1 342 of 1,857 registered voters = 45.34%

United States Senator - Democratic Party - Vote for not more than 1

Choice	Party	Election Day Voting		Total	
Gary Peters		86	100.00%	86	100.00%
	Cast Votes:	86	100.00%	86	100.00%

Representative in Congress 7th District - Democratic Party - Vote for not more than 1

Choice	Party	Election Day Voting		Total	
Gretchen D. Driskell		80	100.00%	80	100.00%
	Cast Votes:	80	100.00%	80	100.00%

Representative in State Legislature 58th District - Democratic Party - Vote for not more than 1

Choice	Party	Election Day Voting		Total	
Tamara C. Barnes		67	79.76%	67	79.76%
Steven Sowards		17	20.24%	17	20.24%
	Cast Votes:	84	100.00%	84	100.00%

Prosecuting Attorney - Democratic Party - Vote for not more than 1

Choice	Party	Election Day Voting		Total	
		0	0.00%	0	0.00%
	Cast Votes:	0	0.00%	0	0.00%

Sheriff - Democratic Party - Vote for not more than 1

Choice	Party	Election Day Voting		Total	
Wes Ludeker (W)		16	100.00%	16	100.00%
	Cast Votes:	16	100.00%	16	100.00%

Clerk - Democratic Party - Vote for not more than 1

Choice	Party	Election Day Voting		Total	
		0	0.00%	0	0.00%
	Cast Votes:	0	0.00%	0	0.00%

Adams Township, Precinct 1

842 of 1,857 registered voters = 45.34%

Treasurer - Democratic Party - Vote for not more than 1

Choice	Party	Election Day Voting		Total	
		0	0.00%	0	0.00%
	Cast Votes:	0	0.00%	0	0.00%

Register of Deeds - Democratic Party - Vote for not more than 1

Choice	Party	Election Day Voting		Total	
		0	0.00%	0	0.00%
	Cast Votes:	0	0.00%	0	0.00%

County Road Commissioner - Democratic Party - Vote for not more than 1

Choice	Party	Election Day Voting		Total	
		0	0.00%	0	0.00%
	Cast Votes:	0	0.00%	0	0.00%

United States Senator - Republican Party - Vote for not more than 1

Choice	Party	Election Day Voting		Total	
John James		606	100.00%	606	100.00%
	Cast Votes:	606	100.00%	606	100.00%

Representative in Congress 7th District - Republican Party - Vote for not more than 1

Choice	Party	Election Day Voting		Total	
Tim Walberg		611	100.00%	611	100.00%
	Cast Votes:	611	100.00%	611	100.00%

Representative in State Legislature 58th District - Republican Party - Vote for not more than 1

Choice	Party	Election Day Voting		Total	
Andrew Fink		199	28.35%	199	28.35%
Adam Stockford		158	22.51%	158	22.51%
Andy Welden		187	26.64%	187	26.64%
Daren Wiseley		158	22.51%	158	22.51%
	Cast Votes:	702	100.00%	702	100.00%

Adams Township, Precinct 1 — 842 of 1,857 registered voters = 45.34%

Prosecuting Attorney - Republican Party - Vote for not more than 1

Choice	Party	Election Day Voting		Total	
Neal A. Brady		548	100.00%	548	100.00%
	Cast Votes:	548	100.00%	548	100.00%

Sheriff - Republican Party - Vote for not more than 1

Choice	Party	Election Day Voting		Total	
Carl Albright		240	33.99%	240	33.99%
Scott Hodshire		248	35.13%	248	35.13%
Jon Paul Rutan		218	30.88%	218	30.88%
	Cast Votes:	706	100.00%	706	100.00%

Clerk - Republican Party - Vote for not more than 1

Choice	Party	Election Day Voting		Total	
Marney Kast		599	100.00%	599	100.00%
	Cast Votes:	599	100.00%	599	100.00%

Treasurer - Republican Party - Vote for not more than 1

Choice	Party	Election Day Voting		Total	
Stephenie Kyser		555	100.00%	555	100.00%
	Cast Votes:	555	100.00%	555	100.00%

Register of Deeds - Republican Party - Vote for not more than 1

Choice	Party	Election Day Voting		Total	
Bambi L. Somerlott		569	100.00%	569	100.00%
	Cast Votes:	569	100.00%	569	100.00%

County Road Commissioner - Republican Party - Vote for not more than 1

Choice	Party	Election Day Voting		Total	
Gary A. Leininger		258	41.41%	258	41.41%
Chris Myers		99	15.89%	99	15.89%
Aaron Siegel		266	42.70%	266	42.70%
	Cast Votes:	623	100.00%	623	100.00%

Adams Township, Precinct 1

842 of 1,857 registered voters = 45.34%

Judge of District Court 2B District Non-Incumbent Position 6 Year Term - Nonpartisan Party - Vote for not more than 1

Choice	Party	Election Day Voting		Total	
Kimm Burger		209	32.66%	209	32.66%
Brendan Sanger		197	30.78%	197	30.78%
Megan R.M. Stiverson		234	36.56%	234	36.56%
	Cast Votes:	640	100.00%	640	100.00%

North Adams-Jerome Public Schools Bonding Proposal - Nonpartisan Party

Choice	Party	Election Day Voting		Total	
Yes		298	49.34%	298	49.34%
No		306	50.66%	306	50.66%
	Cast Votes:	604	100.00%	604	100.00%

Drain Commissioner - Democratic Party - Vote for not more than 1

Choice	Party	Election Day Voting		Total	
		0	0.00%	0	0.00%
	Cast Votes:	0	0.00%	0	0.00%

Surveyor - Democratic Party - Vote for not more than 1

Choice	Party	Election Day Voting		Total	
		0	0.00%	0	0.00%
	Cast Votes:	0	0.00%	0	0.00%

County Commissioner 4th District - Democratic Party - Vote for not more than 1

Choice	Party	Election Day Voting		Total	
		0	0.00%	0	0.00%
	Cast Votes:	0	0.00%	0	0.00%

Supervisor - Democratic Party - Vote for not more than 1

Choice	Party	Election Day Voting		Total	
		0	0.00%	0	0.00%
	Cast Votes:	0	0.00%	0	0.00%

Adams Township, Precinct 1

342 of 1,857 registered voters = 18.42%

Clerk - Democratic Party - Vote for not more than 1

Choice	Party	Election Day Voting		Total	
		0	0.00%	0	0.00%
	Cast Votes:	0	0.00%	0	0.00%

Treasurer - Democratic Party - Vote for not more than 1

Choice	Party	Election Day Voting		Total	
		0	0.00%	0	0.00%
	Cast Votes:	0	0.00%	0	0.00%

Trustee - Democratic Party - Vote for not more than 2

Choice	Party	Election Day Voting		Total	
		0	0.00%	0	0.00%
	Cast Votes:	0	0.00%	0	0.00%

Delegate to County Convention - Democratic Party - Vote for not more than 5

Choice	Party	Election Day Voting		Total	
		0	0.00%	0	0.00%
	Cast Votes:	0	0.00%	0	0.00%

Drain Commissioner - Republican Party - Vote for not more than 1

Choice	Party	Election Day Voting		Total	
Matt Word		492	100.00%	492	100.00%
	Cast Votes:	492	100.00%	492	100.00%

Surveyor - Republican Party - Vote for not more than 1

Choice	Party	Election Day Voting		Total	
Michael Lodzinski		473	100.00%	473	100.00%
	Cast Votes:	473	100.00%	473	100.00%

County Commissioner 4th District - Republican Party - Vote for not more than 1

Choice	Party	Election Day Voting		Total	
Brad Benzing		475	100.00%	475	100.00%
	Cast Votes:	475	100.00%	475	100.00%

Adams Township, Precinct 1

842 of 1,857 registered voters = 45.34%

Supervisor - Republican Party - Vote for not more than 1

Choice	Party	Election Day Voting		Total	
Mark D. Nichols		434	100.00%	434	100.00%
	Cast Votes:	434	100.00%	434	100.00%

Clerk - Republican Party - Vote for not more than 1

Choice	Party	Election Day Voting		Total	
Stephanie Scott		452	100.00%	452	100.00%
	Cast Votes:	452	100.00%	452	100.00%

Treasurer - Republican Party - Vote for not more than 1

Choice	Party	Election Day Voting		Total	
Christopher G. French		178	29.77%	178	29.77%
Patricia A. Williams		420	70.23%	420	70.23%
	Cast Votes:	598	100.00%	598	100.00%

Trustee - Republican Party - Vote for not more than 2

Choice	Party	Election Day Voting		Total	
Jason Griffiths		383	54.02%	383	54.02%
Randy G. Johnson		326	45.98%	326	45.98%
	Cast Votes:	709	100.00%	709	100.00%

Delegate to County Convention - Republican Party - Vote for not more than 7

Choice	Party	Election Day Voting		Total	
Beth Caswell		436	30.24%	436	30.24%
Bruce Caswell		473	32.80%	473	32.80%
Chad French		261	18.10%	261	18.10%
Christopher G. French		272	18.86%	272	18.86%
	Cast Votes:	1,442	100.00%	1,442	100.00%

Allen Township, Precinct 1 — 470 of 1,401 registered voters = 33.55%

United States Senator - Democratic Party - Vote for not more than 1

Choice	Party	Election Day Voting		Total	
Gary Peters		58	100.00%	58	100.00%
	Cast Votes:	58	100.00%	58	100.00%

Representative in Congress 7th District - Democratic Party - Vote for not more than 1

Choice	Party	Election Day Voting		Total	
Gretchen D. Driskell		56	100.00%	56	100.00%
	Cast Votes:	56	100.00%	56	100.00%

Representative in State Legislature 58th District - Democratic Party - Vote for not more than 1

Choice	Party	Election Day Voting		Total	
Tamara C. Barnes		47	88.68%	47	88.68%
Steven Sowards		6	11.32%	6	11.32%
	Cast Votes:	53	100.00%	53	100.00%

Prosecuting Attorney - Democratic Party - Vote for not more than 1

Choice	Party	Election Day Voting		Total	
		0	0.00%	0	0.00%
	Cast Votes:	0	0.00%	0	0.00%

Sheriff - Democratic Party - Vote for not more than 1

Choice	Party	Election Day Voting		Total	
Wes Ludeker (W)		1	100.00%	1	100.00%
	Cast Votes:	1	100.00%	1	100.00%

Clerk - Democratic Party - Vote for not more than 1

Choice	Party	Election Day Voting		Total	
		0	0.00%	0	0.00%
	Cast Votes:	0	0.00%	0	0.00%

Allen Township, Precinct 1 - 470 of 1,401 registered voters = 33.55%

Treasurer - Democratic Party - Vote for not more than 1

Choice	Party	Election Day Voting		Total	
		0	0.00%	0	0.00%
	Cast Votes:	0	0.00%	0	0.00%

Register of Deeds - Democratic Party - Vote for not more than 1

Choice	Party	Election Day Voting		Total	
		0	0.00%	0	0.00%
	Cast Votes:	0	0.00%	0	0.00%

County Road Commissioner - Democratic Party - Vote for not more than 1

Choice	Party	Election Day Voting		Total	
		0	0.00%	0	0.00%
	Cast Votes:	0	0.00%	0	0.00%

United States Senator - Republican Party - Vote for not more than 1

Choice	Party	Election Day Voting		Total	
John James		337	100.00%	337	100.00%
	Cast Votes:	337	100.00%	337	100.00%

Representative in Congress 7th District - Republican Party - Vote for not more than 1

Choice	Party	Election Day Voting		Total	
Tim Walberg		344	100.00%	344	100.00%
	Cast Votes:	344	100.00%	344	100.00%

Representative in State Legislature 58th District - Republican Party - Vote for not more than 1

Choice	Party	Election Day Voting		Total	
Andrew Fink		106	28.42%	106	28.42%
Adam Stockford		67	17.96%	67	17.96%
Andy Welden		146	39.14%	146	39.14%
Daren Wiseley		54	14.48%	54	14.48%
	Cast Votes:	373	100.00%	373	100.00%

Allen Township, Precinct 1 — 470 of 1,401 registered voters = 33.55%

Prosecuting Attorney - Republican Party - Vote for not more than 1

Choice	Party	Election Day Voting		Total	
Neal A. Brady		325	100.00%	325	100.00%
	Cast Votes:	325	100.00%	325	100.00%

Sheriff - Republican Party - Vote for not more than 1

Choice	Party	Election Day Voting		Total	
Carl Albright		193	49.61%	193	49.61%
Scott Hodshire		98	25.19%	98	25.19%
Jon Paul Rutan		98	25.19%	98	25.19%
	Cast Votes:	389	100.00%	389	100.00%

Clerk - Republican Party - Vote for not more than 1

Choice	Party	Election Day Voting		Total	
Marney Kast		338	100.00%	338	100.00%
	Cast Votes:	338	100.00%	338	100.00%

Treasurer - Republican Party - Vote for not more than 1

Choice	Party	Election Day Voting		Total	
Stephenie Kyser		324	100.00%	324	100.00%
	Cast Votes:	324	100.00%	324	100.00%

Register of Deeds - Republican Party - Vote for not more than 1

Choice	Party	Election Day Voting		Total	
Bambi L. Somerlott		331	100.00%	331	100.00%
	Cast Votes:	331	100.00%	331	100.00%

County Road Commissioner - Republican Party - Vote for not more than 1

Choice	Party	Election Day Voting		Total	
Gary A. Leininger		164	47.40%	164	47.40%
Chris Myers		67	19.36%	67	19.36%
Aaron Siegel		115	33.24%	115	33.24%
	Cast Votes:	346	100.00%	346	100.00%

Allen Township, Precinct 1

470 of 1,401 registered voters = 33.55%

Judge of District Court 2B District Non-Incumbent Position 6 Year Term - Nonpartisan Party - Vote for not more than 1

Choice	Party	Election Day Voting		Total	
Kimm Burger		142	39.23%	142	39.23%
Brendan Sanger		109	30.11%	109	30.11%
Megan R.M. Stiverson		111	30.66%	111	30.66%
	Cast Votes:	362	100.00%	362	100.00%

Fire Truck and Equipment Millage Proposal - Nonpartisan Party

Choice	Party	Election Day Voting		Total	
Yes		304	75.62%	304	75.62%
No		98	24.38%	98	24.38%
	Cast Votes:	402	100.00%	402	100.00%

Drain Commissioner - Democratic Party - Vote for not more than 1

Choice	Party	Election Day Voting		Total	
		0	0.00%	0	0.00%
	Cast Votes:	0	0.00%	0	0.00%

Surveyor - Democratic Party - Vote for not more than 1

Choice	Party	Election Day Voting		Total	
		0	0.00%	0	0.00%
	Cast Votes:	0	0.00%	0	0.00%

County Commissioner 3rd District - Democratic Party - Vote for not more than 1

Choice	Party	Election Day Voting		Total	
		0	0.00%	0	0.00%
	Cast Votes:	0	0.00%	0	0.00%

Supervisor - Democratic Party - Vote for not more than 1

Choice	Party	Election Day Voting		Total	
		0	0.00%	0	0.00%
	Cast Votes:	0	0.00%	0	0.00%

Allen Township, Precinct 1

470 of 1,401 registered voters = 33.55%

Clerk - Democratic Party - Vote for not more than 1

Choice	Party	Election Day Voting		Total	
		0	0.00%	0	0.00%
	Cast Votes:	0	0.00%	0	0.00%

Treasurer - Democratic Party - Vote for not more than 1

Choice	Party	Election Day Voting		Total	
		0	0.00%	0	0.00%
	Cast Votes:	0	0.00%	0	0.00%

Trustee - Democratic Party - Vote for not more than 2

Choice	Party	Election Day Voting		Total	
		0	0.00%	0	0.00%
	Cast Votes:	0	0.00%	0	0.00%

Delegate to County Convention - Democratic Party - Vote for not more than 3

Choice	Party	Election Day Voting		Total	
		0	0.00%	0	0.00%
	Cast Votes:	0	0.00%	0	0.00%

Drain Commissioner - Republican Party - Vote for not more than 1

Choice	Party	Election Day Voting		Total	
Matt Word		312	100.00%	312	100.00%
	Cast Votes:	312	100.00%	312	100.00%

Surveyor - Republican Party - Vote for not more than 1

Choice	Party	Election Day Voting		Total	
Michael Lodzinski		310	100.00%	310	100.00%
	Cast Votes:	310	100.00%	310	100.00%

County Commissioner 3rd District - Republican Party - Vote for not more than 1

Choice	Party	Election Day Voting		Total	
Karla D. Malone		80	22.66%	80	22.66%
Mark E. Wiley		273	77.34%	273	77.34%
	Cast Votes:	353	100.00%	353	100.00%

Allen Township, Precinct 1

470 of 1,401 registered voters = 33.55%

Supervisor - Republican Party - Vote for not more than 1

Choice	Party	Election Day Voting		Total	
Steven Iles		317	100.00%	317	100.00%
	Cast Votes:	317	100.00%	317	100.00%

Clerk - Republican Party - Vote for not more than 1

Choice	Party	Election Day Voting		Total	
Kimberly Wilson		322	100.00%	322	100.00%
	Cast Votes:	322	100.00%	322	100.00%

Treasurer - Republican Party - Vote for not more than 1

Choice	Party	Election Day Voting		Total	
Amy Jo Huepenbecker		326	100.00%	326	100.00%
	Cast Votes:	326	100.00%	326	100.00%

Trustee - Republican Party - Vote for not more than 2

Choice	Party	Election Day Voting		Total	
David Payn		203	43.66%	203	43.66%
Kenneth Todd		262	56.34%	262	56.34%
	Cast Votes:	465	100.00%	465	100.00%

Delegate to County Convention - Republican Party - Vote for not more than 5

Choice	Party	Election Day Voting		Total	
		0	0.00%	0	0.00%
	Cast Votes:	0	0.00%	0	0.00%

Amboy Township, Precinct 1 335 of 1,014 registered voters = 33.04%

United States Senator - Democratic Party - Vote for not more than 1

Choice	Party	Election Day Voting		Total	
Gary Peters		49	100.00%	49	100.00%
	Cast Votes:	49	100.00%	49	100.00%

Representative in Congress 7th District - Democratic Party - Vote for not more than 1

Choice	Party	Election Day Voting		Total	
Gretchen D. Driskell		51	100.00%	51	100.00%
	Cast Votes:	51	100.00%	51	100.00%

Representative in State Legislature 58th District - Democratic Party - Vote for not more than 1

Choice	Party	Election Day Voting		Total	
Tamara C. Barnes		36	72.00%	36	72.00%
Steven Sowards		14	28.00%	14	28.00%
	Cast Votes:	50	100.00%	50	100.00%

Prosecuting Attorney - Democratic Party - Vote for not more than 1

Choice	Party	Election Day Voting		Total	
		0	0.00%	0	0.00%
	Cast Votes:	0	0.00%	0	0.00%

Sheriff - Democratic Party - Vote for not more than 1

Choice	Party	Election Day Voting		Total	
Wes Ludeker (W)		6	100.00%	6	100.00%
	Cast Votes:	6	100.00%	6	100.00%

Clerk - Democratic Party - Vote for not more than 1

Choice	Party	Election Day Voting		Total	
		0	0.00%	0	0.00%
	Cast Votes:	0	0.00%	0	0.00%

Amboy Township, Precinct 1

335 of 1,014 registered voters = 33.04%

Treasurer - Democratic Party - Vote for not more than 1

Choice	Party	Election Day Voting		Total	
		0	0.00%	0	0.00%
	Cast Votes:	0	0.00%	0	0.00%

Register of Deeds - Democratic Party - Vote for not more than 1

Choice	Party	Election Day Voting		Total	
		0	0.00%	0	0.00%
	Cast Votes:	0	0.00%	0	0.00%

County Road Commissioner - Democratic Party - Vote for not more than 1

Choice	Party	Election Day Voting		Total	
		0	0.00%	0	0.00%
	Cast Votes:	0	0.00%	0	0.00%

United States Senator - Republican Party - Vote for not more than 1

Choice	Party	Election Day Voting		Total	
John James		231	100.00%	231	100.00%
	Cast Votes:	231	100.00%	231	100.00%

Representative in Congress 7th District - Republican Party - Vote for not more than 1

Choice	Party	Election Day Voting		Total	
Tim Walberg		236	100.00%	236	100.00%
	Cast Votes:	236	100.00%	236	100.00%

Representative in State Legislature 58th District - Republican Party - Vote for not more than 1

Choice	Party	Election Day Voting		Total	
Andrew Fink		94	38.84%	94	38.84%
Adam Stockford		41	16.94%	41	16.94%
Andy Welden		67	27.69%	67	27.69%
Daren Wiseley		40	16.53%	40	16.53%
	Cast Votes:	242	100.00%	242	100.00%

Amboy Township, Precinct 1 335 of 1,014 registered voters = 33.04%

Prosecuting Attorney - Republican Party - Vote for not more than 1

Choice	Party	Election Day Voting		Total	
Neal A. Brady		226	100.00%	226	100.00%
	Cast Votes:	226	100.00%	226	100.00%

Sheriff - Republican Party - Vote for not more than 1

Choice	Party	Election Day Voting		Total	
Carl Albright		60	23.62%	60	23.62%
Scott Hodshire		121	47.64%	121	47.64%
Jon Paul Rutan		73	28.74%	73	28.74%
	Cast Votes:	254	100.00%	254	100.00%

Clerk - Republican Party - Vote for not more than 1

Choice	Party	Election Day Voting		Total	
Marney Kast		232	100.00%	232	100.00%
	Cast Votes:	232	100.00%	232	100.00%

Treasurer - Republican Party - Vote for not more than 1

Choice	Party	Election Day Voting		Total	
Stephenie Kyser		225	100.00%	225	100.00%
	Cast Votes:	225	100.00%	225	100.00%

Register of Deeds - Republican Party - Vote for not more than 1

Choice	Party	Election Day Voting		Total	
Bambi L. Somerlott		225	100.00%	225	100.00%
	Cast Votes:	225	100.00%	225	100.00%

County Road Commissioner - Republican Party - Vote for not more than 1

Choice	Party	Election Day Voting		Total	
Gary A. Leininger		123	51.90%	123	51.90%
Chris Myers		27	11.39%	27	11.39%
Aaron Siegel		87	36.71%	87	36.71%
	Cast Votes:	237	100.00%	237	100.00%

Amboy Township, Precinct 1

335 of 1,014 registered voters = 33.04%

Judge of District Court 2B District Non-Incumbent Position 6 Year Term - Nonpartisan Party - Vote for not more than 1

Choice	Party	Election Day Voting		Total	
Kimm Burger		61	34.46%	61	34.46%
Brendan Sanger		49	27.68%	49	27.68%
Megan R.M. Stiverson		67	37.85%	67	37.85%
	Cast Votes:	177	100.00%	177	100.00%

Drain Commissioner - Democratic Party - Vote for not more than 1

Choice	Party	Election Day Voting		Total	
		0	0.00%	0	0.00%
	Cast Votes:	0	0.00%	0	0.00%

Surveyor - Democratic Party - Vote for not more than 1

Choice	Party	Election Day Voting		Total	
		0	0.00%	0	0.00%
	Cast Votes:	0	0.00%	0	0.00%

County Commissioner 4th District - Democratic Party - Vote for not more than 1

Choice	Party	Election Day Voting		Total	
		0	0.00%	0	0.00%
	Cast Votes:	0	0.00%	0	0.00%

Supervisor - Democratic Party - Vote for not more than 1

Choice	Party	Election Day Voting		Total	
		0	0.00%	0	0.00%
	Cast Votes:	0	0.00%	0	0.00%

Clerk - Democratic Party - Vote for not more than 1

Choice	Party	Election Day Voting		Total	
		0	0.00%	0	0.00%
	Cast Votes:	0	0.00%	0	0.00%

Amboy Township, Precinct 1 335 of 1,014 registered voters = 33.04%

Treasurer - Democratic Party - Vote for not more than 1

Choice	Party	Election Day Voting		Total	
		0	0.00%	0	0.00%
	Cast Votes:	0	0.00%	0	0.00%

Trustee - Democratic Party - Vote for not more than 2

Choice	Party	Election Day Voting		Total	
		0	0.00%	0	0.00%
	Cast Votes:	0	0.00%	0	0.00%

Delegate to County Convention - Democratic Party - Vote for not more than 3

Choice	Party	Election Day Voting		Total	
		0	0.00%	0	0.00%
	Cast Votes:	0	0.00%	0	0.00%

Drain Commissioner - Republican Party - Vote for not more than 1

Choice	Party	Election Day Voting		Total	
Matt Word		205	100.00%	205	100.00%
	Cast Votes:	205	100.00%	205	100.00%

Surveyor - Republican Party - Vote for not more than 1

Choice	Party	Election Day Voting		Total	
Michael Lodzinski		199	100.00%	199	100.00%
	Cast Votes:	199	100.00%	199	100.00%

County Commissioner 4th District - Republican Party - Vote for not more than 1

Choice	Party	Election Day Voting		Total	
Brad Benzing		194	100.00%	194	100.00%
	Cast Votes:	194	100.00%	194	100.00%

Supervisor - Republican Party - Vote for not more than 1

Choice	Party	Election Day Voting		Total	
Brad A. Smith		207	100.00%	207	100.00%
	Cast Votes:	207	100.00%	207	100.00%

Amboy Township, Precinct 1

335 of 1,014 registered voters = 33.04%

Clerk - Republican Party - Vote for not more than 1

Choice	Party	Election Day Voting		Total	
Betty Burkhart		217	100.00%	217	100.00%
	Cast Votes:	217	100.00%	217	100.00%

Treasurer - Republican Party - Vote for not more than 1

Choice	Party	Election Day Voting		Total	
Mary Anne Bunce		212	100.00%	212	100.00%
	Cast Votes:	212	100.00%	212	100.00%

Trustee - Republican Party - Vote for not more than 2

Choice	Party	Election Day Voting		Total	
John Burkhart		179	55.59%	179	55.59%
Jason Lautermilch		143	44.41%	143	44.41%
	Cast Votes:	322	100.00%	322	100.00%

Delegate to County Convention - Republican Party - Vote for not more than 4

Choice	Party	Election Day Voting		Total	
		0	0.00%	0	0.00%
	Cast Votes:	0	0.00%	0	0.00%

Cambria Township, Precinct 1 768 of 1,955 registered voters = 39.28%

United States Senator - Democratic Party - Vote for not more than 1

Choice	Party	Election Day Voting		Total	
Gary Peters		87	100.00%	87	100.00%
	Cast Votes:	87	100.00%	87	100.00%

Representative in Congress 7th District - Democratic Party - Vote for not more than 1

Choice	Party	Election Day Voting		Total	
Gretchen D. Driskell		86	100.00%	86	100.00%
	Cast Votes:	86	100.00%	86	100.00%

Representative in State Legislature 58th District - Democratic Party - Vote for not more than 1

Choice	Party	Election Day Voting		Total	
Tamara C. Barnes		74	89.16%	74	89.16%
Steven Sowards		9	10.84%	9	10.84%
	Cast Votes:	83	100.00%	83	100.00%

Prosecuting Attorney - Democratic Party - Vote for not more than 1

Choice	Party	Election Day Voting		Total	
		0	0.00%	0	0.00%
	Cast Votes:	0	0.00%	0	0.00%

Sheriff - Democratic Party - Vote for not more than 1

Choice	Party	Election Day Voting		Total	
Wes Ludeker (W)		14	100.00%	14	100.00%
	Cast Votes:	14	100.00%	14	100.00%

Clerk - Democratic Party - Vote for not more than 1

Choice	Party	Election Day Voting		Total	
		0	0.00%	0	0.00%
	Cast Votes:	0	0.00%	0	0.00%

Cambria Township, Precinct 1 — 768 of 1,955 registered voters = 39.28%

Treasurer - Democratic Party - Vote for not more than 1

Choice	Party	Election Day Voting		Total	
		0	0.00%	0	0.00%
	Cast Votes:	0	0.00%	0	0.00%

Register of Deeds - Democratic Party - Vote for not more than 1

Choice	Party	Election Day Voting		Total	
		0	0.00%	0	0.00%
	Cast Votes:	0	0.00%	0	0.00%

County Road Commissioner - Democratic Party - Vote for not more than 1

Choice	Party	Election Day Voting		Total	
		0	0.00%	0	0.00%
	Cast Votes:	0	0.00%	0	0.00%

United States Senator - Republican Party - Vote for not more than 1

Choice	Party	Election Day Voting		Total	
John James		572	100.00%	572	100.00%
	Cast Votes:	572	100.00%	572	100.00%

Representative in Congress 7th District - Republican Party - Vote for not more than 1

Choice	Party	Election Day Voting		Total	
Tim Walberg		567	100.00%	567	100.00%
	Cast Votes:	567	100.00%	567	100.00%

Representative in State Legislature 58th District - Republican Party - Vote for not more than 1

Choice	Party	Election Day Voting		Total	
Andrew Fink		195	29.91%	195	29.91%
Adam Stockford		146	22.39%	146	22.39%
Andy Welden		174	26.69%	174	26.69%
Daren Wiseley		137	21.01%	137	21.01%
	Cast Votes:	652	100.00%	652	100.00%

Cambria Township, Precinct 1 768 of 1,955 registered voters = 39.28%

Prosecuting Attorney - Republican Party - Vote for not more than 1

Choice	Party	Election Day Voting		Total	
Neal A. Brady		535	100.00%	535	100.00%
	Cast Votes:	535	100.00%	535	100.00%

Sheriff - Republican Party - Vote for not more than 1

Choice	Party	Election Day Voting		Total	
Carl Albright		226	34.40%	226	34.40%
Scott Hodshire		250	38.05%	250	38.05%
Jon Paul Rutan		181	27.55%	181	27.55%
	Cast Votes:	657	100.00%	657	100.00%

Clerk - Republican Party - Vote for not more than 1

Choice	Party	Election Day Voting		Total	
Marney Kast		578	100.00%	578	100.00%
	Cast Votes:	578	100.00%	578	100.00%

Treasurer - Republican Party - Vote for not more than 1

Choice	Party	Election Day Voting		Total	
Stephenie Kyser		555	100.00%	555	100.00%
	Cast Votes:	555	100.00%	555	100.00%

Register of Deeds - Republican Party - Vote for not more than 1

Choice	Party	Election Day Voting		Total	
Bambi L. Somerlott		563	100.00%	563	100.00%
	Cast Votes:	563	100.00%	563	100.00%

County Road Commissioner - Republican Party - Vote for not more than 1

Choice	Party	Election Day Voting		Total	
Gary A. Leininger		279	46.42%	279	46.42%
Chris Myers		80	13.31%	80	13.31%
Aaron Siegel		242	40.27%	242	40.27%
	Cast Votes:	601	100.00%	601	100.00%

Cambria Township, Precinct 1

768 of 1,955 registered voters = 39.28%

Judge of District Court 2B District Non-Incumbent Position 6 Year Term - Nonpartisan Party - Vote for not more than 1

Choice	Party	Election Day	Voting		Total
Kimm Burger		209	35.30%	209	35.30%
Brendan Sanger		184	31.08%	184	31.08%
Megan R.M. Stiverson		199	33.61%	199	33.61%
	Cast Votes:	592	100.00%	592	100.00%

Drain Commissioner - Democratic Party - Vote for not more than 1

Choice	Party	Election Day	Voting		Total
		0	0.00%	0	0.00%
	Cast Votes:	0	0.00%	0	0.00%

Surveyor - Democratic Party - Vote for not more than 1

Choice	Party	Election Day	Voting		Total
		0	0.00%	0	0.00%
	Cast Votes:	0	0.00%	0	0.00%

County Commissioner 3rd District - Democratic Party - Vote for not more than 1

Choice	Party	Election Day	Voting		Total
		0	0.00%	0	0.00%
	Cast Votes:	0	0.00%	0	0.00%

Supervisor - Democratic Party - Vote for not more than 1

Choice	Party	Election Day	Voting		Total
		0	0.00%	0	0.00%
	Cast Votes:	0	0.00%	0	0.00%

Clerk - Democratic Party - Vote for not more than 1

Choice	Party	Election Day	Voting		Total
		0	0.00%	0	0.00%
	Cast Votes:	0	0.00%	0	0.00%

Cambria Township, Precinct 1 768 of 1,955 registered voters = 39.28%

Treasurer - Democratic Party - Vote for not more than 1

Choice	Party	Election Day Voting		Total	
		0	0.00%	0	0.00%
	Cast Votes:	0	0.00%	0	0.00%

Trustee - Democratic Party - Vote for not more than 2

Choice	Party	Election Day Voting		Total	
		0	0.00%	0	0.00%
	Cast Votes:	0	0.00%	0	0.00%

Delegate to County Convention - Democratic Party - Vote for not more than 5

Choice	Party	Election Day Voting		Total	
		0	0.00%	0	0.00%
	Cast Votes:	0	0.00%	0	0.00%

Drain Commissioner - Republican Party - Vote for not more than 1

Choice	Party	Election Day Voting		Total	
Matt Word		531	100.00%	531	100.00%
	Cast Votes:	531	100.00%	531	100.00%

Surveyor - Republican Party - Vote for not more than 1

Choice	Party	Election Day Voting		Total	
Michael Lodzinski		517	100.00%	517	100.00%
	Cast Votes:	517	100.00%	517	100.00%

County Commissioner 3rd District - Republican Party - Vote for not more than 1

Choice	Party	Election Day Voting		Total	
Karla D. Malone		148	25.47%	148	25.47%
Mark E. Wiley		433	74.53%	433	74.53%
	Cast Votes:	581	100.00%	581	100.00%

Supervisor - Republican Party - Vote for not more than 1

Choice	Party	Election Day Voting		Total	
Glenn Frobel		519	100.00%	519	100.00%
	Cast Votes:	519	100.00%	519	100.00%

Cambria Township, Precinct 1

768 of 1,955 registered voters = 39.28%

Clerk - Republican Party - Vote for not more than 1

Choice	Party	Election Day Voting		Total	
Carol A. Rosales		536	100.00%	536	100.00%
	Cast Votes:	536	100.00%	536	100.00%

Treasurer - Republican Party - Vote for not more than 1

Choice	Party	Election Day Voting		Total	
Shelley Neukom		554	100.00%	554	100.00%
	Cast Votes:	554	100.00%	554	100.00%

Trustee - Republican Party - Vote for not more than 2

Choice	Party	Election Day Voting		Total	
Eric D. Baumgartner		338	39.62%	338	39.62%
Joel W. Bowers		230	26.96%	230	26.96%
Gina Fosdick		285	33.41%	285	33.41%
	Cast Votes:	853	100.00%	853	100.00%

Delegate to County Convention - Republican Party - Vote for not more than 8

Choice	Party	Election Day Voting		Total	
Glenn Frobel		419	51.92%	419	51.92%
Margaret Frobel		380	47.09%	380	47.09%
Daniel Rutan (W)		3	0.37%	3	0.37%
Jon Beckwith (W)		5	0.62%	5	0.62%
	Cast Votes:	807	100.00%	807	100.00%

Camden Township, Precinct 1 — 414 of 1,448 registered voters = 28.59%

United States Senator - Democratic Party - Vote for not more than 1

Choice	Party	Election Day Voting		Total	
Gary Peters		37	100.00%	37	100.00%
	Cast Votes:	37	100.00%	37	100.00%

Representative in Congress 7th District - Democratic Party - Vote for not more than 1

Choice	Party	Election Day Voting		Total	
Gretchen D. Driskell		35	100.00%	35	100.00%
	Cast Votes:	35	100.00%	35	100.00%

Representative in State Legislature 58th District - Democratic Party - Vote for not more than 1

Choice	Party	Election Day Voting		Total	
Tamara C. Barnes		31	81.58%	31	81.58%
Steven Sowards		7	18.42%	7	18.42%
	Cast Votes:	38	100.00%	38	100.00%

Prosecuting Attorney - Democratic Party - Vote for not more than 1

Choice	Party	Election Day Voting		Total	
		0	0.00%	0	0.00%
	Cast Votes:	0	0.00%	0	0.00%

Sheriff - Democratic Party - Vote for not more than 1

Choice	Party	Election Day Voting		Total	
Wes Ludeker (W)		0	0.00%	0	0.00%
	Cast Votes:	0	0.00%	0	0.00%

Clerk - Democratic Party - Vote for not more than 1

Choice	Party	Election Day Voting		Total	
		0	0.00%	0	0.00%
	Cast Votes:	0	0.00%	0	0.00%

Camden Township, Precinct 1

414 of 1,448 registered voters = 28.59%

Treasurer - Democratic Party - Vote for not more than 1

Choice	Party	Election Day Voting		Total	
		0	0.00%	0	0.00%
	Cast Votes:	0	0.00%	0	0.00%

Register of Deeds - Democratic Party - Vote for not more than 1

Choice	Party	Election Day Voting		Total	
		0	0.00%	0	0.00%
	Cast Votes:	0	0.00%	0	0.00%

County Road Commissioner - Democratic Party - Vote for not more than 1

Choice	Party	Election Day Voting		Total	
		0	0.00%	0	0.00%
	Cast Votes:	0	0.00%	0	0.00%

United States Senator - Republican Party - Vote for not more than 1

Choice	Party	Election Day Voting		Total	
John James		313	100.00%	313	100.00%
	Cast Votes:	313	100.00%	313	100.00%

Representative in Congress 7th District - Republican Party - Vote for not more than 1

Choice	Party	Election Day Voting		Total	
Tim Walberg		311	100.00%	311	100.00%
	Cast Votes:	311	100.00%	311	100.00%

Representative in State Legislature 58th District - Republican Party - Vote for not more than 1

Choice	Party	Election Day Voting		Total	
Andrew Fink		135	39.71%	135	39.71%
Adam Stockford		75	22.06%	75	22.06%
Andy Welden		82	24.12%	82	24.12%
Daren Wiseley		48	14.12%	48	14.12%
	Cast Votes:	340	100.00%	340	100.00%

Camden Township, Precinct 1 — 414 of 1,448 registered voters = 28.59%

Prosecuting Attorney - Republican Party - Vote for not more than 1

Choice	Party	Election Day Voting		Total	
Neal A. Brady		289	100.00%	289	100.00%
	Cast Votes:	289	100.00%	289	100.00%

Sheriff - Republican Party - Vote for not more than 1

Choice	Party	Election Day Voting		Total	
Carl Albright		100	27.86%	100	27.86%
Scott Hodshire		159	44.29%	159	44.29%
Jon Paul Rutan		100	27.86%	100	27.86%
	Cast Votes:	359	100.00%	359	100.00%

Clerk - Republican Party - Vote for not more than 1

Choice	Party	Election Day Voting		Total	
Marney Kast		315	100.00%	315	100.00%
	Cast Votes:	315	100.00%	315	100.00%

Treasurer - Republican Party - Vote for not more than 1

Choice	Party	Election Day Voting		Total	
Stephenie Kyser		303	100.00%	303	100.00%
	Cast Votes:	303	100.00%	303	100.00%

Register of Deeds - Republican Party - Vote for not more than 1

Choice	Party	Election Day Voting		Total	
Bambi L. Somerlott		303	100.00%	303	100.00%
	Cast Votes:	303	100.00%	303	100.00%

County Road Commissioner - Republican Party - Vote for not more than 1

Choice	Party	Election Day Voting		Total	
Gary A. Leininger		140	44.03%	140	44.03%
Chris Myers		42	13.21%	42	13.21%
Aaron Siegel		136	42.77%	136	42.77%
	Cast Votes:	318	100.00%	318	100.00%

Camden Township, Precinct 1

414 of 1,448 registered voters = 28.59%

Judge of District Court 2B District Non-Incumbent Position 6 Year Term - Nonpartisan Party - Vote for not more than 1

Choice	Party	Election Day Voting		Total	
Kimm Burger		130	39.63%	130	39.63%
Brendan Sanger		120	36.59%	120	36.59%
Megan R.M. Stiverson		78	23.78%	78	23.78%
	Cast Votes:	328	100.00%	328	100.00%

Drain Commissioner - Democratic Party - Vote for not more than 1

Choice	Party	Election Day Voting		Total	
		0	0.00%	0	0.00%
	Cast Votes:	0	0.00%	0	0.00%

Surveyor - Democratic Party - Vote for not more than 1

Choice	Party	Election Day Voting		Total	
		0	0.00%	0	0.00%
	Cast Votes:	0	0.00%	0	0.00%

County Commissioner 3rd District - Democratic Party - Vote for not more than 1

Choice	Party	Election Day Voting		Total	
		0	0.00%	0	0.00%
	Cast Votes:	0	0.00%	0	0.00%

Supervisor - Democratic Party - Vote for not more than 1

Choice	Party	Election Day Voting		Total	
		0	0.00%	0	0.00%
	Cast Votes:	0	0.00%	0	0.00%

Clerk - Democratic Party - Vote for not more than 1

Choice	Party	Election Day Voting		Total	
		0	0.00%	0	0.00%
	Cast Votes:	0	0.00%	0	0.00%

Camden Township, Precinct 1 — 414 of 1,448 registered voters = 28.59%

Treasurer - Democratic Party - Vote for not more than 1

Choice	Party	Election Day Voting		Total	
		0	0.00%	0	0.00%
	Cast Votes:	0	0.00%	0	0.00%

Trustee - Democratic Party - Vote for not more than 2

Choice	Party	Election Day Voting		Total	
David Hutchins		24	100.00%	24	100.00%
	Cast Votes:	24	100.00%	24	100.00%

Delegate to County Convention - Democratic Party - Vote for not more than 2

Choice	Party	Election Day Voting		Total	
		0	0.00%	0	0.00%
	Cast Votes:	0	0.00%	0	0.00%

Drain Commissioner - Republican Party - Vote for not more than 1

Choice	Party	Election Day Voting		Total	
Matt Word		302	100.00%	302	100.00%
	Cast Votes:	302	100.00%	302	100.00%

Surveyor - Republican Party - Vote for not more than 1

Choice	Party	Election Day Voting		Total	
Michael Lodzinski		276	100.00%	276	100.00%
	Cast Votes:	276	100.00%	276	100.00%

County Commissioner 3rd District - Republican Party - Vote for not more than 1

Choice	Party	Election Day Voting		Total	
Karla D. Malone		89	29.97%	89	29.97%
Mark E. Wiley		208	70.03%	208	70.03%
	Cast Votes:	297	100.00%	297	100.00%

Supervisor - Republican Party - Vote for not more than 1

Choice	Party	Election Day Voting		Total	
Duane G. Carlson		290	100.00%	290	100.00%
	Cast Votes:	290	100.00%	290	100.00%

Camden Township, Precinct 1

414 of 1,448 registered voters = 28.59%

Clerk - Republican Party - Vote for not more than 1

Choice	Party	Election Day Voting		Total	
Kris Dewey		285	100.00%	285	100.00%
	Cast Votes:	285	100.00%	285	100.00%

Treasurer - Republican Party - Vote for not more than 1

Choice	Party	Election Day Voting		Total	
Nicholas Postula		284	100.00%	284	100.00%
	Cast Votes:	284	100.00%	284	100.00%

Trustee - Republican Party - Vote for not more than 2

Choice	Party	Election Day Voting		Total	
Linda Ash		291	100.00%	291	100.00%
	Cast Votes:	291	100.00%	291	100.00%

Delegate to County Convention - Republican Party - Vote for not more than 5

Choice	Party	Election Day Voting		Total	
		0	0.00%	0	0.00%
	Cast Votes:	0	0.00%	0	0.00%

Fayette Township, Precinct 1 — 420 of 877 registered voters = 47.89%

United States Senator - Democratic Party - Vote for not more than 1

Choice	Party	Election Day Voting		Total	
Gary Peters		40	100.00%	40	100.00%
	Cast Votes:	40	100.00%	40	100.00%

Representative in Congress 7th District - Democratic Party - Vote for not more than 1

Choice	Party	Election Day Voting		Total	
Gretchen D. Driskell		39	100.00%	39	100.00%
	Cast Votes:	39	100.00%	39	100.00%

Representative in State Legislature 58th District - Democratic Party - Vote for not more than 1

Choice	Party	Election Day Voting		Total	
Tamara C. Barnes		34	87.18%	34	87.18%
Steven Sowards		5	12.82%	5	12.82%
	Cast Votes:	39	100.00%	39	100.00%

Prosecuting Attorney - Democratic Party - Vote for not more than 1

Choice	Party	Election Day Voting		Total	
		0	0.00%	0	0.00%
	Cast Votes:	0	0.00%	0	0.00%

Sheriff - Democratic Party - Vote for not more than 1

Choice	Party	Election Day Voting		Total	
Wes Ludeker (W)		6	100.00%	6	100.00%
	Cast Votes:	6	100.00%	6	100.00%

Clerk - Democratic Party - Vote for not more than 1

Choice	Party	Election Day Voting		Total	
		0	0.00%	0	0.00%
	Cast Votes:	0	0.00%	0	0.00%

Fayette Township, Precinct 1

420 of 877 registered voters = 47.89%

Treasurer - Democratic Party - Vote for not more than 1

Choice	Party	Election Day Voting		Total	
		0	0.00%	0	0.00%
	Cast Votes:	0	0.00%	0	0.00%

Register of Deeds - Democratic Party - Vote for not more than 1

Choice	Party	Election Day Voting		Total	
		0	0.00%	0	0.00%
	Cast Votes:	0	0.00%	0	0.00%

County Road Commissioner - Democratic Party - Vote for not more than 1

Choice	Party	Election Day Voting		Total	
		0	0.00%	0	0.00%
	Cast Votes:	0	0.00%	0	0.00%

United States Senator - Republican Party - Vote for not more than 1

Choice	Party	Election Day Voting		Total	
John James		301	100.00%	301	100.00%
	Cast Votes:	301	100.00%	301	100.00%

Representative in Congress 7th District - Republican Party - Vote for not more than 1

Choice	Party	Election Day Voting		Total	
Tim Walberg		305	100.00%	305	100.00%
	Cast Votes:	305	100.00%	305	100.00%

Representative in State Legislature 58th District - Republican Party - Vote for not more than 1

Choice	Party	Election Day Voting		Total	
Andrew Fink		71	20.29%	71	20.29%
Adam Stockford		50	14.29%	50	14.29%
Andy Welden		173	49.43%	173	49.43%
Daren Wiseley		56	16.00%	56	16.00%
	Cast Votes:	350	100.00%	350	100.00%

Fayette Township, Precinct 1 — 420 of 877 registered voters = 47.89%

Prosecuting Attorney - Republican Party - Vote for not more than 1

Choice	Party	Election Day Voting		Total	
Neal A. Brady		280	100.00%	280	100.00%
	Cast Votes:	280	100.00%	280	100.00%

Sheriff - Republican Party - Vote for not more than 1

Choice	Party	Election Day Voting		Total	
Carl Albright		165	47.97%	165	47.97%
Scott Hodshire		111	32.27%	111	32.27%
Jon Paul Rutan		68	19.77%	68	19.77%
	Cast Votes:	344	100.00%	344	100.00%

Clerk - Republican Party - Vote for not more than 1

Choice	Party	Election Day Voting		Total	
Marney Kast		291	100.00%	291	100.00%
	Cast Votes:	291	100.00%	291	100.00%

Treasurer - Republican Party - Vote for not more than 1

Choice	Party	Election Day Voting		Total	
Stephenie Kyser		273	100.00%	273	100.00%
	Cast Votes:	273	100.00%	273	100.00%

Register of Deeds - Republican Party - Vote for not more than 1

Choice	Party	Election Day Voting		Total	
Bambi L. Somerlott		277	100.00%	277	100.00%
	Cast Votes:	277	100.00%	277	100.00%

County Road Commissioner - Republican Party - Vote for not more than 1

Choice	Party	Election Day Voting		Total	
Gary A. Leininger		179	58.69%	179	58.69%
Chris Myers		40	13.11%	40	13.11%
Aaron Siegel		86	28.20%	86	28.20%
	Cast Votes:	305	100.00%	305	100.00%

Fayette Township, Precinct 1

420 of 877 registered voters = 47.89%

Judge of District Court 2B District Non-Incumbent Position 6 Year Term - Nonpartisan Party - Vote for not more than 1

Choice	Party	Election Day Voting		Total	
Kimm Burger		92	27.14%	92	27.14%
Brendan Sanger		78	23.01%	78	23.01%
Megan R.M. Stiverson		169	49.85%	169	49.85%
	Cast Votes:	339	100.00%	339	100.00%

North Adams-Jerome Public Schools Bonding Proposal - Nonpartisan Party

Choice	Party	Election Day Voting		Total	
Yes		0	0.00%	0	0.00%
No		1	100.00%	1	100.00%
	Cast Votes:	1	100.00%	1	100.00%

Drain Commissioner - Democratic Party - Vote for not more than 1

Choice	Party	Election Day Voting		Total	
		0	0.00%	0	0.00%
	Cast Votes:	0	0.00%	0	0.00%

Surveyor - Democratic Party - Vote for not more than 1

Choice	Party	Election Day Voting		Total	
		0	0.00%	0	0.00%
	Cast Votes:	0	0.00%	0	0.00%

County Commissioner 2nd District - Democratic Party - Vote for not more than 1

Choice	Party	Election Day Voting		Total	
		0	0.00%	0	0.00%
	Cast Votes:	0	0.00%	0	0.00%

Supervisor - Democratic Party - Vote for not more than 1

Choice	Party	Election Day Voting		Total	
		0	0.00%	0	0.00%
	Cast Votes:	0	0.00%	0	0.00%

Fayette Township, Precinct 1 — 420 of 877 registered voters = 47.89%

Clerk - Democratic Party - Vote for not more than 1

Choice	Party	Election Day Voting		Total	
		0	0.00%	0	0.00%
	Cast Votes:	0	0.00%	0	0.00%

Treasurer - Democratic Party - Vote for not more than 1

Choice	Party	Election Day Voting		Total	
		0	0.00%	0	0.00%
	Cast Votes:	0	0.00%	0	0.00%

Trustee - Democratic Party - Vote for not more than 2

Choice	Party	Election Day Voting		Total	
		0	0.00%	0	0.00%
	Cast Votes:	0	0.00%	0	0.00%

Delegate to County Convention - Democratic Party - Vote for not more than 2

Choice	Party	Election Day Voting		Total	
		0	0.00%	0	0.00%
	Cast Votes:	0	0.00%	0	0.00%

Drain Commissioner - Republican Party - Vote for not more than 1

Choice	Party	Election Day Voting		Total	
Matt Word		250	100.00%	250	100.00%
	Cast Votes:	250	100.00%	250	100.00%

Surveyor - Republican Party - Vote for not more than 1

Choice	Party	Election Day Voting		Total	
Michael Lodzinski		245	100.00%	245	100.00%
	Cast Votes:	245	100.00%	245	100.00%

County Commissioner 2nd District - Republican Party - Vote for not more than 1

Choice	Party	Election Day Voting		Total	
Julie Games		129	44.79%	129	44.79%
Kathy Schmitt		159	55.21%	159	55.21%
	Cast Votes:	288	100.00%	288	100.00%

Fayette Township, Precinct 1

420 of 877 registered voters = 47.89%

Supervisor - Republican Party - Vote for not more than 1

Choice	Party	Election Day Voting		Total	
Tony Baker		250	100.00%	250	100.00%
	Cast Votes:	250	100.00%	250	100.00%

Clerk - Republican Party - Vote for not more than 1

Choice	Party	Election Day Voting		Total	
Karen Sparks		260	100.00%	260	100.00%
	Cast Votes:	260	100.00%	260	100.00%

Treasurer - Republican Party - Vote for not more than 1

Choice	Party	Election Day Voting		Total	
Nancy DuBois		259	100.00%	259	100.00%
	Cast Votes:	259	100.00%	259	100.00%

Trustee - Republican Party - Vote for not more than 2

Choice	Party	Election Day Voting		Total	
Nate Baker		231	58.93%	231	58.93%
Alfred C. DuBois		161	41.07%	161	41.07%
	Cast Votes:	392	100.00%	392	100.00%

Delegate to County Convention - Republican Party - Vote for not more than 4

Choice	Party	Election Day Voting		Total	
Julie Games (W)		2	33.33%	2	33.33%
Kelly Kelley (W)		2	33.33%	2	33.33%
Marty Games (W)		2	33.33%	2	33.33%
	Cast Votes:	6	100.00%	6	100.00%

Hillsdale Township, Precinct 1 — 807 of 1,651 registered voters = 48.88%

United States Senator - Democratic Party - Vote for not more than 1

Choice	Party	Election Day Voting		Total	
Gary Peters		54	100.00%	54	100.00%
	Cast Votes:	54	100.00%	54	100.00%

Representative in Congress 7th District - Democratic Party - Vote for not more than 1

Choice	Party	Election Day Voting		Total	
Gretchen D. Driskell		53	100.00%	53	100.00%
	Cast Votes:	53	100.00%	53	100.00%

Representative in State Legislature 58th District - Democratic Party - Vote for not more than 1

Choice	Party	Election Day Voting		Total	
Tamara C. Barnes		46	83.64%	46	83.64%
Steven Sowards		9	16.36%	9	16.36%
	Cast Votes:	55	100.00%	55	100.00%

Prosecuting Attorney - Democratic Party - Vote for not more than 1

Choice	Party	Election Day Voting		Total	
		0	0.00%	0	0.00%
	Cast Votes:	0	0.00%	0	0.00%

Sheriff - Democratic Party - Vote for not more than 1

Choice	Party	Election Day Voting		Total	
Wes Ludeker (W)		17	100.00%	17	100.00%
	Cast Votes:	17	100.00%	17	100.00%

Clerk - Democratic Party - Vote for not more than 1

Choice	Party	Election Day Voting		Total	
		0	0.00%	0	0.00%
	Cast Votes:	0	0.00%	0	0.00%

Hillsdale Township, Precinct 1

807 of 1,651 registered voters = 48.88%

Treasurer - Democratic Party - Vote for not more than 1

Choice	Party	Election Day Voting		Total	
		0	0.00%	0	0.00%
	Cast Votes:	0	0.00%	0	0.00%

Register of Deeds - Democratic Party - Vote for not more than 1

Choice	Party	Election Day Voting		Total	
		0	0.00%	0	0.00%
	Cast Votes:	0	0.00%	0	0.00%

County Road Commissioner - Democratic Party - Vote for not more than 1

Choice	Party	Election Day Voting		Total	
		0	0.00%	0	0.00%
	Cast Votes:	0	0.00%	0	0.00%

United States Senator - Republican Party - Vote for not more than 1

Choice	Party	Election Day Voting		Total	
John James		564	100.00%	564	100.00%
	Cast Votes:	564	100.00%	564	100.00%

Representative in Congress 7th District - Republican Party - Vote for not more than 1

Choice	Party	Election Day Voting		Total	
Tim Walberg		584	100.00%	584	100.00%
	Cast Votes:	584	100.00%	584	100.00%

Representative in State Legislature 58th District - Republican Party - Vote for not more than 1

Choice	Party	Election Day Voting		Total	
Andrew Fink		235	34.01%	235	34.01%
Adam Stockford		142	20.55%	142	20.55%
Andy Welden		162	23.44%	162	23.44%
Daren Wiseley		152	22.00%	152	22.00%
	Cast Votes:	691	100.00%	691	100.00%

Hillsdale Township, Precinct 1 — 807 of 1,651 registered voters = 48.88%

Prosecuting Attorney - Republican Party - Vote for not more than 1

Choice	Party	Election Day Voting		Total	
Neal A. Brady		550	100.00%	550	100.00%
	Cast Votes:	550	100.00%	550	100.00%

Sheriff - Republican Party - Vote for not more than 1

Choice	Party	Election Day Voting		Total	
Carl Albright		272	39.19%	272	39.19%
Scott Hodshire		255	36.74%	255	36.74%
Jon Paul Rutan		167	24.06%	167	24.06%
	Cast Votes:	694	100.00%	694	100.00%

Clerk - Republican Party - Vote for not more than 1

Choice	Party	Election Day Voting		Total	
Marney Kast		571	100.00%	571	100.00%
	Cast Votes:	571	100.00%	571	100.00%

Treasurer - Republican Party - Vote for not more than 1

Choice	Party	Election Day Voting		Total	
Stephenie Kyser		539	100.00%	539	100.00%
	Cast Votes:	539	100.00%	539	100.00%

Register of Deeds - Republican Party - Vote for not more than 1

Choice	Party	Election Day Voting		Total	
Bambi L. Somerlott		555	100.00%	555	100.00%
	Cast Votes:	555	100.00%	555	100.00%

County Road Commissioner - Republican Party - Vote for not more than 1

Choice	Party	Election Day Voting		Total	
Gary A. Leininger		295	49.41%	295	49.41%
Chris Myers		87	14.57%	87	14.57%
Aaron Siegel		215	36.01%	215	36.01%
	Cast Votes:	597	100.00%	597	100.00%

Hillsdale Township, Precinct 1 — 807 of 1,651 registered voters = 48.88%

Judge of District Court 2B District Non-Incumbent Position 6 Year Term - Nonpartisan Party - Vote for not more than 1

Choice	Party	Election Day Voting		Total	
Kimm Burger		187	27.95%	187	27.95%
Brendan Sanger		209	31.24%	209	31.24%
Megan R.M. Stiverson		273	40.81%	273	40.81%
	Cast Votes:	669	100.00%	669	100.00%

Fire Department Reduced Millage Renewal Proposal - Nonpartisan Party

Choice	Party	Election Day Voting		Total	
Yes		561	80.84%	561	80.84%
No		133	19.16%	133	19.16%
	Cast Votes:	694	100.00%	694	100.00%

Drain Commissioner - Democratic Party - Vote for not more than 1

Choice	Party	Election Day Voting		Total	
		0	0.00%	0	0.00%
	Cast Votes:	0	0.00%	0	0.00%

Surveyor - Democratic Party - Vote for not more than 1

Choice	Party	Election Day Voting		Total	
		0	0.00%	0	0.00%
	Cast Votes:	0	0.00%	0	0.00%

County Commissioner 1st District - Democratic Party - Vote for not more than 1

Choice	Party	Election Day Voting		Total	
		0	0.00%	0	0.00%
	Cast Votes:	0	0.00%	0	0.00%

County Commissioner 4th District - Democratic Party - Vote for not more than 1

Choice	Party	Election Day Voting		Total	
		0	0.00%	0	0.00%
	Cast Votes:	0	0.00%	0	0.00%

Hillsdale Township Precinct 1 — 807 of 1,651 registered voters = 48.88%

Supervisor - Democratic Party - Vote for not more than 1

Choice	Party	Election Day Voting		Total	
		0	0.00%	0	0.00%
	Cast Votes:	0	0.00%	0	0.00%

Clerk - Democratic Party - Vote for not more than 1

Choice	Party	Election Day Voting		Total	
		0	0.00%	0	0.00%
	Cast Votes:	0	0.00%	0	0.00%

Treasurer - Democratic Party - Vote for not more than 1

Choice	Party	Election Day Voting		Total	
		0	0.00%	0	0.00%
	Cast Votes:	0	0.00%	0	0.00%

Trustee - Democratic Party - Vote for not more than 2

Choice	Party	Election Day Voting		Total	
		0	0.00%	0	0.00%
	Cast Votes:	0	0.00%	0	0.00%

Delegate to County Convention - Democratic Party - Vote for not more than 5

Choice	Party	Election Day Voting		Total	
		0	0.00%	0	0.00%
	Cast Votes:	0	0.00%	0	0.00%

Drain Commissioner - Republican Party - Vote for not more than 1

Choice	Party	Election Day Voting		Total	
Matt Word		520	100.00%	520	100.00%
	Cast Votes:	520	100.00%	520	100.00%

Surveyor - Republican Party - Vote for not more than 1

Choice	Party	Election Day Voting		Total	
Michael Lodzinski		521	100.00%	521	100.00%
	Cast Votes:	521	100.00%	521	100.00%

Hillsdale Township, Precinct 1

807 of 1,651 registered voters = 48.88%

County Commissioner 1st District - Republican Party - Vote for not more than 1

Choice	Party	Election Day Voting		Total	
Ruth E. Brown		141	36.15%	141	36.15%
Doug Ingles		158	40.51%	158	40.51%
Dave Rudnick		91	23.33%	91	23.33%
	Cast Votes:	390	100.00%	390	100.00%

County Commissioner 4th District - Republican Party - Vote for not more than 1

Choice	Party	Election Day Voting		Total	
Brad Benzing		172	100.00%	172	100.00%
	Cast Votes:	172	100.00%	172	100.00%

Supervisor - Republican Party - Vote for not more than 1

Choice	Party	Election Day Voting		Total	
Jacquelyn Sullivan		543	100.00%	543	100.00%
	Cast Votes:	543	100.00%	543	100.00%

Clerk - Republican Party - Vote for not more than 1

Choice	Party	Election Day Voting		Total	
Janel R. Stewart		542	100.00%	542	100.00%
	Cast Votes:	542	100.00%	542	100.00%

Treasurer - Republican Party - Vote for not more than 1

Choice	Party	Election Day Voting		Total	
Kelly L. Lantis		556	100.00%	556	100.00%
	Cast Votes:	556	100.00%	556	100.00%

Trustee - Republican Party - Vote for not more than 2

Choice	Party	Election Day Voting		Total	
Rick Emery		423	53.34%	423	53.34%
Timothy A. Wilcox		370	46.66%	370	46.66%
	Cast Votes:	793	100.00%	793	100.00%

Hillsdale Township, Precinct 1 807 of 1,651 registered voters = 48.86%

Delegate to County Convention - Republican Party - Vote for not more than 6

Choice	Party	Election Day Voting		Total	
Eric C. Myers		305	25.04%	305	25.04%
Penny Lynn Myers		307	25.21%	307	25.21%
Timothy Martin		297	24.38%	297	24.38%
Jon Paul Rutan		301	24.71%	301	24.71%
Danielle Mentz (W)		4	0.33%	4	0.33%
Theresa Rutan (W)		4	0.33%	4	0.33%
	Cast Votes:	1,218	100.00%	1,218	100.00%

Jefferson Township, Precinct 1

913 of 2,525 registered voters = 36.16%

United States Senator - Democratic Party - Vote for not more than 1

Choice	Party	Election Day Voting		Total	
Gary Peters		107	100.00%	107	100.00%
	Cast Votes:	107	100.00%	107	100.00%

Representative in Congress 7th District - Democratic Party - Vote for not more than 1

Choice	Party	Election Day Voting		Total	
Gretchen D. Driskell		107	100.00%	107	100.00%
	Cast Votes:	107	100.00%	107	100.00%

Representative in State Legislature 58th District - Democratic Party - Vote for not more than 1

Choice	Party	Election Day Voting		Total	
Tamara C. Barnes		87	87.88%	87	87.88%
Steven Sowards		12	12.12%	12	12.12%
	Cast Votes:	99	100.00%	99	100.00%

Prosecuting Attorney - Democratic Party - Vote for not more than 1

Choice	Party	Election Day Voting		Total	
		0	0.00%	0	0.00%
	Cast Votes:	0	0.00%	0	0.00%

Sheriff - Democratic Party - Vote for not more than 1

Choice	Party	Election Day Voting		Total	
Wes Ludeker (W)		29	100.00%	29	100.00%
	Cast Votes:	29	100.00%	29	100.00%

Clerk - Democratic Party - Vote for not more than 1

Choice	Party	Election Day Voting		Total	
		0	0.00%	0	0.00%
	Cast Votes:	0	0.00%	0	0.00%

Jefferson Township, Precinct 1 — 913 of 2,525 registered voters = 36.16%

Treasurer - Democratic Party - Vote for not more than 1

Choice	Party	Election Day Voting		Total	
		0	0.00%	0	0.00%
	Cast Votes:	0	0.00%	0	0.00%

Register of Deeds - Democratic Party - Vote for not more than 1

Choice	Party	Election Day Voting		Total	
		0	0.00%	0	0.00%
	Cast Votes:	0	0.00%	0	0.00%

County Road Commissioner - Democratic Party - Vote for not more than 1

Choice	Party	Election Day Voting		Total	
		0	0.00%	0	0.00%
	Cast Votes:	0	0.00%	0	0.00%

United States Senator - Republican Party - Vote for not more than 1

Choice	Party	Election Day Voting		Total	
John James		619	100.00%	619	100.00%
	Cast Votes:	619	100.00%	619	100.00%

Representative in Congress 7th District - Republican Party - Vote for not more than 1

Choice	Party	Election Day Voting		Total	
Tim Walberg		623	100.00%	623	100.00%
	Cast Votes:	623	100.00%	623	100.00%

Representative in State Legislature 58th District - Republican Party - Vote for not more than 1

Choice	Party	Election Day Voting		Total	
Andrew Fink		209	28.59%	209	28.59%
Adam Stockford		230	31.46%	230	31.46%
Andy Welden		165	22.57%	165	22.57%
Daren Wiseley		127	17.37%	127	17.37%
	Cast Votes:	731	100.00%	731	100.00%

Jefferson Township, Precinct 1

913 of 2,525 registered voters = 36.16%

Prosecuting Attorney - Republican Party - Vote for not more than 1

Choice	Party	Election Day Voting		Total	
Neal A. Brady		591	100.00%	591	100.00%
	Cast Votes:	591	100.00%	591	100.00%

Sheriff - Republican Party - Vote for not more than 1

Choice	Party	Election Day Voting		Total	
Carl Albright		218	29.70%	218	29.70%
Scott Hodshire		263	35.83%	263	35.83%
Jon Paul Rutan		253	34.47%	253	34.47%
	Cast Votes:	734	100.00%	734	100.00%

Clerk - Republican Party - Vote for not more than 1

Choice	Party	Election Day Voting		Total	
Marney Kast		620	100.00%	620	100.00%
	Cast Votes:	620	100.00%	620	100.00%

Treasurer - Republican Party - Vote for not more than 1

Choice	Party	Election Day Voting		Total	
Stephenie Kyser		606	100.00%	606	100.00%
	Cast Votes:	606	100.00%	606	100.00%

Register of Deeds - Republican Party - Vote for not more than 1

Choice	Party	Election Day Voting		Total	
Bambi L. Somerlott		615	100.00%	615	100.00%
	Cast Votes:	615	100.00%	615	100.00%

County Road Commissioner - Republican Party - Vote for not more than 1

Choice	Party	Election Day Voting		Total	
Gary A. Leininger		211	30.58%	211	30.58%
Chris Myers		70	10.14%	70	10.14%
Aaron Siegel		409	59.28%	409	59.28%
	Cast Votes:	690	100.00%	690	100.00%

Jefferson Township, Precinct 1 — 913 of 2,525 registered voters = 36.16%

Judge of District Court 2B District Non-Incumbent Position 6 Year Term - Nonpartisan Party - Vote for not more than 1

Choice	Party	Election Day Voting		Total	
Kimm Burger		222	33.13%	222	33.13%
Brendan Sanger		203	30.30%	203	30.30%
Megan R.M. Stiverson		245	36.57%	245	36.57%
	Cast Votes:	670	100.00%	670	100.00%

Drain Commissioner - Democratic Party - Vote for not more than 1

Choice	Party	Election Day Voting		Total	
		0	0.00%	0	0.00%
	Cast Votes:	0	0.00%	0	0.00%

Surveyor - Democratic Party - Vote for not more than 1

Choice	Party	Election Day Voting		Total	
		0	0.00%	0	0.00%
	Cast Votes:	0	0.00%	0	0.00%

County Commissioner 4th District - Democratic Party - Vote for not more than 1

Choice	Party	Election Day Voting		Total	
		0	0.00%	0	0.00%
	Cast Votes:	0	0.00%	0	0.00%

Supervisor - Democratic Party - Vote for not more than 1

Choice	Party	Election Day Voting		Total	
		0	0.00%	0	0.00%
	Cast Votes:	0	0.00%	0	0.00%

Clerk - Democratic Party - Vote for not more than 1

Choice	Party	Election Day Voting		Total	
		0	0.00%	0	0.00%
	Cast Votes:	0	0.00%	0	0.00%

Jefferson Township, Precinct 1

913 of 2,525 registered voters = 36.16%

Treasurer - Democratic Party - Vote for not more than 1

Choice	Party	Election Day Voting		Total	
		0	0.00%	0	0.00%
	Cast Votes:	0	0.00%	0	0.00%

Trustee - Democratic Party - Vote for not more than 2

Choice	Party	Election Day Voting		Total	
		0	0.00%	0	0.00%
	Cast Votes:	0	0.00%	0	0.00%

Delegate to County Convention - Democratic Party - Vote for not more than 6

Choice	Party	Election Day Voting		Total	
		0	0.00%	0	0.00%
	Cast Votes:	0	0.00%	0	0.00%

Drain Commissioner - Republican Party - Vote for not more than 1

Choice	Party	Election Day Voting		Total	
Matt Word		601	100.00%	601	100.00%
	Cast Votes:	601	100.00%	601	100.00%

Surveyor - Republican Party - Vote for not more than 1

Choice	Party	Election Day Voting		Total	
Michael Lodzinski		587	100.00%	587	100.00%
	Cast Votes:	587	100.00%	587	100.00%

County Commissioner 4th District - Republican Party - Vote for not more than 1

Choice	Party	Election Day Voting		Total	
Brad Benzing		561	100.00%	561	100.00%
	Cast Votes:	561	100.00%	561	100.00%

Supervisor - Republican Party - Vote for not more than 1

Choice	Party	Election Day Voting		Total	
Steve Wismar		582	100.00%	582	100.00%
	Cast Votes:	582	100.00%	582	100.00%

Jefferson Township, Precinct 1 913 of 2,525 registered voters = 36.16%

Clerk - Republican Party - Vote for not more than 1

Choice	Party	Election Day Voting		Total	
Debra Penney		592	100.00%	592	100.00%
	Cast Votes:	592	100.00%	592	100.00%

Treasurer - Republican Party - Vote for not more than 1

Choice	Party	Election Day Voting		Total	
James L. Lockwood		604	100.00%	604	100.00%
	Cast Votes:	604	100.00%	604	100.00%

Trustee - Republican Party - Vote for not more than 2

Choice	Party	Election Day Voting		Total	
Richard D. Deller		396	43.33%	396	43.33%
Barbie Keiser		518	56.67%	518	56.67%
	Cast Votes:	914	100.00%	914	100.00%

Delegate to County Convention - Republican Party - Vote for not more than 7

Choice	Party	Election Day Voting		Total	
Billy Butterbaugh (W)		2	22.22%	2	22.22%
Joel Stewart (W)		5	55.56%	5	55.56%
Joshua Gritzmaker (W)		2	22.22%	2	22.22%
	Cast Votes:	9	100.00%	9	100.00%

Litchfield Township, Precinct 1 — 263 of 808 registered voters = 32.55%

United States Senator - Democratic Party - Vote for not more than 1

Choice	Party	Election Day Voting		Total	
Gary Peters		23	100.00%	23	100.00%
	Cast Votes:	23	100.00%	23	100.00%

Representative in Congress 7th District - Democratic Party - Vote for not more than 1

Choice	Party	Election Day Voting		Total	
Gretchen D. Driskell		22	100.00%	22	100.00%
	Cast Votes:	22	100.00%	22	100.00%

Representative in State Legislature 58th District - Democratic Party - Vote for not more than 1

Choice	Party	Election Day Voting		Total	
Tamara C. Barnes		15	65.22%	15	65.22%
Steven Sowards		8	34.78%	8	34.78%
	Cast Votes:	23	100.00%	23	100.00%

Prosecuting Attorney - Democratic Party - Vote for not more than 1

Choice	Party	Election Day Voting		Total	
		0	0.00%	0	0.00%
	Cast Votes:	0	0.00%	0	0.00%

Sheriff - Democratic Party - Vote for not more than 1

Choice	Party	Election Day Voting		Total	
Wes Ludeker (W)		1	100.00%	1	100.00%
	Cast Votes:	1	100.00%	1	100.00%

Clerk - Democratic Party - Vote for not more than 1

Choice	Party	Election Day Voting		Total	
		0	0.00%	0	0.00%
	Cast Votes:	0	0.00%	0	0.00%

Litchfield Township, Precinct 1 — 263 of 808 registered voters = 32.55%

Treasurer - Democratic Party - Vote for not more than 1

Choice	Party	Election Day Voting		Total	
		0	0.00%	0	0.00%
	Cast Votes:	0	0.00%	0	0.00%

Register of Deeds - Democratic Party - Vote for not more than 1

Choice	Party	Election Day Voting		Total	
		0	0.00%	0	0.00%
	Cast Votes:	0	0.00%	0	0.00%

County Road Commissioner - Democratic Party - Vote for not more than 1

Choice	Party	Election Day Voting		Total	
		0	0.00%	0	0.00%
	Cast Votes:	0	0.00%	0	0.00%

United States Senator - Republican Party - Vote for not more than 1

Choice	Party	Election Day Voting		Total	
John James		201	100.00%	201	100.00%
	Cast Votes:	201	100.00%	201	100.00%

Representative in Congress 7th District - Republican Party - Vote for not more than 1

Choice	Party	Election Day Voting		Total	
Tim Walberg		210	100.00%	210	100.00%
	Cast Votes:	210	100.00%	210	100.00%

Representative in State Legislature 58th District - Republican Party - Vote for not more than 1

Choice	Party	Election Day Voting		Total	
Andrew Fink		64	27.47%	64	27.47%
Adam Stockford		20	8.58%	20	8.58%
Andy Welden		112	48.07%	112	48.07%
Daren Wiseley		37	15.88%	37	15.88%
	Cast Votes:	233	100.00%	233	100.00%

Litchfield Township, Precinct 1

263 of 808 registered voters = 32.55%

Prosecuting Attorney - Republican Party - Vote for not more than 1

Choice	Party	Election Day Voting		Total	
Neal A. Brady		192	100.00%	192	100.00%
	Cast Votes:	192	100.00%	192	100.00%

Sheriff - Republican Party - Vote for not more than 1

Choice	Party	Election Day Voting		Total	
Carl Albright		87	37.66%	87	37.66%
Scott Hodshire		81	35.06%	81	35.06%
Jon Paul Rutan		63	27.27%	63	27.27%
	Cast Votes:	231	100.00%	231	100.00%

Clerk - Republican Party - Vote for not more than 1

Choice	Party	Election Day Voting		Total	
Marney Kast		203	100.00%	203	100.00%
	Cast Votes:	203	100.00%	203	100.00%

Treasurer - Republican Party - Vote for not more than 1

Choice	Party	Election Day Voting		Total	
Stephenie Kyser		192	100.00%	192	100.00%
	Cast Votes:	192	100.00%	192	100.00%

Register of Deeds - Republican Party - Vote for not more than 1

Choice	Party	Election Day Voting		Total	
Bambi L. Somerlott		193	100.00%	193	100.00%
	Cast Votes:	193	100.00%	193	100.00%

County Road Commissioner - Republican Party - Vote for not more than 1

Choice	Party	Election Day Voting		Total	
Gary A. Leininger		119	57.21%	119	57.21%
Chris Myers		35	16.83%	35	16.83%
Aaron Siegel		54	25.96%	54	25.96%
	Cast Votes:	208	100.00%	208	100.00%

Litchfield Township, Precinct 1 — 263 of 808 registered voters = 32.55%

Judge of District Court 2B District Non-Incumbent Position 6 Year Term - Nonpartisan Party - Vote for not more than 1

Choice	Party	Election Day Voting		Total	
Kimm Burger		59	27.96%	59	27.96%
Brendan Sanger		90	42.65%	90	42.65%
Megan R.M. Stiverson		62	29.38%	62	29.38%
	Cast Votes:	211	100.00%	211	100.00%

Drain Commissioner - Democratic Party - Vote for not more than 1

Choice	Party	Election Day Voting		Total	
		0	0.00%	0	0.00%
	Cast Votes:	0	0.00%	0	0.00%

Surveyor - Democratic Party - Vote for not more than 1

Choice	Party	Election Day Voting		Total	
		0	0.00%	0	0.00%
	Cast Votes:	0	0.00%	0	0.00%

County Commissioner 2nd District - Democratic Party - Vote for not more than 1

Choice	Party	Election Day Voting		Total	
		0	0.00%	0	0.00%
	Cast Votes:	0	0.00%	0	0.00%

Supervisor - Democratic Party - Vote for not more than 1

Choice	Party	Election Day Voting		Total	
		0	0.00%	0	0.00%
	Cast Votes:	0	0.00%	0	0.00%

Clerk - Democratic Party - Vote for not more than 1

Choice	Party	Election Day Voting		Total	
		0	0.00%	0	0.00%
	Cast Votes:	0	0.00%	0	0.00%

Litchfield Township, Precinct 1

263 of 808 registered voters = 32.55%

Treasurer - Democratic Party - Vote for not more than 1

Choice	Party	Election Day Voting		Total	
		0	0.00%	0	0.00%
	Cast Votes:	0	0.00%	0	0.00%

Trustee - Democratic Party - Vote for not more than 2

Choice	Party	Election Day Voting		Total	
		0	0.00%	0	0.00%
	Cast Votes:	0	0.00%	0	0.00%

Delegate to County Convention - Democratic Party - Vote for not more than 2

Choice	Party	Election Day Voting		Total	
		0	0.00%	0	0.00%
	Cast Votes:	0	0.00%	0	0.00%

Drain Commissioner - Republican Party - Vote for not more than 1

Choice	Party	Election Day Voting		Total	
Matt Word		181	100.00%	181	100.00%
	Cast Votes:	181	100.00%	181	100.00%

Surveyor - Republican Party - Vote for not more than 1

Choice	Party	Election Day Voting		Total	
Michael Lodzinski		173	100.00%	173	100.00%
	Cast Votes:	173	100.00%	173	100.00%

County Commissioner 2nd District - Republican Party - Vote for not more than 1

Choice	Party	Election Day Voting		Total	
Julie Games		84	46.93%	84	46.93%
Kathy Schmitt		95	53.07%	95	53.07%
	Cast Votes:	179	100.00%	179	100.00%

Supervisor - Republican Party - Vote for not more than 1

Choice	Party	Election Day Voting		Total	
Tamara Dow		158	100.00%	158	100.00%
	Cast Votes:	158	100.00%	158	100.00%

Litchfield Township, Precinct 1 263 of 808 registered voters = 32.55%

Clerk - Republican Party - Vote for not more than 1

Choice	Party	Election Day Voting		Total	
Vicki Heckel		195	100.00%	195	100.00%
	Cast Votes:	195	100.00%	195	100.00%

Treasurer - Republican Party - Vote for not more than 1

Choice	Party	Election Day Voting		Total	
Sara M. Stockman		178	100.00%	178	100.00%
	Cast Votes:	178	100.00%	178	100.00%

Trustee - Republican Party - Vote for not more than 2

Choice	Party	Election Day Voting		Total	
Kenneth M. Burns		140	50.00%	140	50.00%
Ben Thomas		140	50.00%	140	50.00%
	Cast Votes:	280	100.00%	280	100.00%

Delegate to County Convention - Republican Party - Vote for not more than 5

Choice	Party	Election Day Voting		Total	
		0	0.00%	0	0.00%
	Cast Votes:	0	0.00%	0	0.00%

Moscow Township, Precinct 1

381 of 1,088 registered voters = 35.02%

United States Senator - Democratic Party - Vote for not more than 1

Choice	Party	Election Day Voting		Total	
Gary Peters		51	100.00%	51	100.00%
	Cast Votes:	51	100.00%	51	100.00%

Representative in Congress 7th District - Democratic Party - Vote for not more than 1

Choice	Party	Election Day Voting		Total	
Gretchen D. Driskell		49	100.00%	49	100.00%
	Cast Votes:	49	100.00%	49	100.00%

Representative in State Legislature 58th District - Democratic Party - Vote for not more than 1

Choice	Party	Election Day Voting		Total	
Tamara C. Barnes		42	87.50%	42	87.50%
Steven Sowards		6	12.50%	6	12.50%
	Cast Votes:	48	100.00%	48	100.00%

Prosecuting Attorney - Democratic Party - Vote for not more than 1

Choice	Party	Election Day Voting		Total	
		0	0.00%	0	0.00%
	Cast Votes:	0	0.00%	0	0.00%

Sheriff - Democratic Party - Vote for not more than 1

Choice	Party	Election Day Voting		Total	
Wes Ludeker (W)		4	100.00%	4	100.00%
	Cast Votes:	4	100.00%	4	100.00%

Clerk - Democratic Party - Vote for not more than 1

Choice	Party	Election Day Voting		Total	
		0	0.00%	0	0.00%
	Cast Votes:	0	0.00%	0	0.00%

Moscow Township, Precinct 1 381 of 1,088 registered voters = 35.02%

Treasurer - Democratic Party - Vote for not more than 1

Choice	Party	Election Day Voting		Total	
		0	0.00%	0	0.00%
	Cast Votes:	0	0.00%	0	0.00%

Register of Deeds - Democratic Party - Vote for not more than 1

Choice	Party	Election Day Voting		Total	
		0	0.00%	0	0.00%
	Cast Votes:	0	0.00%	0	0.00%

County Road Commissioner - Democratic Party - Vote for not more than 1

Choice	Party	Election Day Voting		Total	
		0	0.00%	0	0.00%
	Cast Votes:	0	0.00%	0	0.00%

United States Senator - Republican Party - Vote for not more than 1

Choice	Party	Election Day Voting		Total	
John James		257	100.00%	257	100.00%
	Cast Votes:	257	100.00%	257	100.00%

Representative in Congress 7th District - Republican Party - Vote for not more than 1

Choice	Party	Election Day Voting		Total	
Tim Walberg		259	100.00%	259	100.00%
	Cast Votes:	259	100.00%	259	100.00%

Representative in State Legislature 58th District - Republican Party - Vote for not more than 1

Choice	Party	Election Day Voting		Total	
Andrew Fink		61	21.11%	61	21.11%
Adam Stockford		55	19.03%	55	19.03%
Andy Welden		137	47.40%	137	47.40%
Daren Wiseley		36	12.46%	36	12.46%
	Cast Votes:	289	100.00%	289	100.00%

Moscow Township, Precinct 1

381 of 1,088 registered voters = 35.02%

Prosecuting Attorney - Republican Party - Vote for not more than 1

Choice	Party	Election Day Voting		Total	
Neal A. Brady		235	100.00%	235	100.00%
	Cast Votes:	235	100.00%	235	100.00%

Sheriff - Republican Party - Vote for not more than 1

Choice	Party	Election Day Voting		Total	
Carl Albright		90	30.61%	90	30.61%
Scott Hodshire		82	27.89%	82	27.89%
Jon Paul Rutan		122	41.50%	122	41.50%
	Cast Votes:	294	100.00%	294	100.00%

Clerk - Republican Party - Vote for not more than 1

Choice	Party	Election Day Voting		Total	
Marney Kast		257	100.00%	257	100.00%
	Cast Votes:	257	100.00%	257	100.00%

Treasurer - Republican Party - Vote for not more than 1

Choice	Party	Election Day Voting		Total	
Stephenie Kyser		246	100.00%	246	100.00%
	Cast Votes:	246	100.00%	246	100.00%

Register of Deeds - Republican Party - Vote for not more than 1

Choice	Party	Election Day Voting		Total	
Bambi L. Somerlott		252	100.00%	252	100.00%
	Cast Votes:	252	100.00%	252	100.00%

County Road Commissioner - Republican Party - Vote for not more than 1

Choice	Party	Election Day Voting		Total	
Gary A. Leininger		115	44.40%	115	44.40%
Chris Myers		58	22.39%	58	22.39%
Aaron Siegel		86	33.20%	86	33.20%
	Cast Votes:	259	100.00%	259	100.00%

Moscow Township, Precinct 1 381 of 1,088 registered voters = 35.02%

Judge of District Court 2B District Non-Incumbent Position 6 Year Term - Nonpartisan Party - Vote for not more than 1

Choice	Party	Election Day Voting		Total	
Kimm Burger		63	24.80%	63	24.80%
Brendan Sanger		101	39.76%	101	39.76%
Megan R.M. Stiverson		90	35.43%	90	35.43%
	Cast Votes:	254	100.00%	254	100.00%

North Adams-Jerome Public Schools Bonding Proposal - Nonpartisan Party

Choice	Party	Election Day Voting		Total	
Yes		47	41.59%	47	41.59%
No		66	58.41%	66	58.41%
	Cast Votes:	113	100.00%	113	100.00%

Drain Commissioner - Democratic Party - Vote for not more than 1

Choice	Party	Election Day Voting		Total	
		0	0.00%	0	0.00%
	Cast Votes:	0	0.00%	0	0.00%

Surveyor - Democratic Party - Vote for not more than 1

Choice	Party	Election Day Voting		Total	
		0	0.00%	0	0.00%
	Cast Votes:	0	0.00%	0	0.00%

County Commissioner 2nd District - Democratic Party - Vote for not more than 1

Choice	Party	Election Day Voting		Total	
		0	0.00%	0	0.00%
	Cast Votes:	0	0.00%	0	0.00%

Supervisor - Democratic Party - Vote for not more than 1

Choice	Party	Election Day Voting		Total	
		0	0.00%	0	0.00%
	Cast Votes:	0	0.00%	0	0.00%

Moscow Township, Precinct 1 — 381 of 1,088 registered voters = 35.02%

Clerk - Democratic Party - Vote for not more than 1

Choice	Party	Election Day Voting		Total	
Aimee A. Buckley		34	100.00%	34	100.00%
	Cast Votes:	34	100.00%	34	100.00%

Treasurer - Democratic Party - Vote for not more than 1

Choice	Party	Election Day Voting		Total	
		0	0.00%	0	0.00%
	Cast Votes:	0	0.00%	0	0.00%

Trustee - Democratic Party - Vote for not more than 2

Choice	Party	Election Day Voting		Total	
		0	0.00%	0	0.00%
	Cast Votes:	0	0.00%	0	0.00%

Delegate to County Convention - Democratic Party - Vote for not more than 3

Choice	Party	Election Day Voting		Total	
		0	0.00%	0	0.00%
	Cast Votes:	0	0.00%	0	0.00%

Drain Commissioner - Republican Party - Vote for not more than 1

Choice	Party	Election Day Voting		Total	
Matt Word		240	100.00%	240	100.00%
	Cast Votes:	240	100.00%	240	100.00%

Surveyor - Republican Party - Vote for not more than 1

Choice	Party	Election Day Voting		Total	
Michael Lodzinski		230	100.00%	230	100.00%
	Cast Votes:	230	100.00%	230	100.00%

County Commissioner 2nd District - Republican Party - Vote for not more than 1

Choice	Party	Election Day Voting		Total	
Julie Games		106	43.27%	106	43.27%
Kathy Schmitt		139	56.73%	139	56.73%
	Cast Votes:	245	100.00%	245	100.00%

Moscow Township, Precinct 1

381 of 1,088 registered voters = 35.02%

Supervisor - Republican Party - Vote for not more than 1

Choice	Party	Election Day Voting		Total	
William J. Petrie		251	100.00%	251	100.00%
	Cast Votes:	251	100.00%	251	100.00%

Clerk - Republican Party - Vote for not more than 1

Choice	Party	Election Day Voting		Total	
Patti Smith		232	100.00%	232	100.00%
	Cast Votes:	232	100.00%	232	100.00%

Treasurer - Republican Party - Vote for not more than 1

Choice	Party	Election Day Voting		Total	
Mary L. Rutan		249	100.00%	249	100.00%
	Cast Votes:	249	100.00%	249	100.00%

Trustee - Republican Party - Vote for not more than 2

Choice	Party	Election Day Voting		Total	
Sandra Rancourt		162	47.37%	162	47.37%
Oliver Richards		180	52.63%	180	52.63%
	Cast Votes:	342	100.00%	342	100.00%

Delegate to County Convention - Republican Party - Vote for not more than 4

Choice	Party	Election Day Voting		Total	
Steve Lanius (W)		3	100.00%	3	100.00%
	Cast Votes:	3	100.00%	3	100.00%

Pittsford Township, Precinct 1

423 of 1,134 registered voters = 37.30%

United States Senator - Democratic Party - Vote for not more than 1

Choice	Party	Election Day Voting		Total	
Gary Peters		45	100.00%	45	100.00%
	Cast Votes:	45	100.00%	45	100.00%

Representative in Congress 7th District - Democratic Party - Vote for not more than 1

Choice	Party	Election Day Voting		Total	
Gretchen D. Driskell		43	100.00%	43	100.00%
	Cast Votes:	43	100.00%	43	100.00%

Representative in State Legislature 58th District - Democratic Party - Vote for not more than 1

Choice	Party	Election Day Voting		Total	
Tamara C. Barnes		37	84.09%	37	84.09%
Steven Sowards		7	15.91%	7	15.91%
	Cast Votes:	44	100.00%	44	100.00%

Prosecuting Attorney - Democratic Party - Vote for not more than 1

Choice	Party	Election Day Voting		Total	
		0	0.00%	0	0.00%
	Cast Votes:	0	0.00%	0	0.00%

Sheriff - Democratic Party - Vote for not more than 1

Choice	Party	Election Day Voting		Total	
Wes Ludeker (W)		6	100.00%	6	100.00%
	Cast Votes:	6	100.00%	6	100.00%

Clerk - Democratic Party - Vote for not more than 1

Choice	Party	Election Day Voting		Total	
		0	0.00%	0	0.00%
	Cast Votes:	0	0.00%	0	0.00%

Pittsford Township, Precinct 1 — 423 of 1,134 registered voters = 37.30%

Treasurer - Democratic Party - Vote for not more than 1

Choice	Party	Election Day Voting		Total	
		0	0.00%	0	0.00%
	Cast Votes:	0	0.00%	0	0.00%

Register of Deeds - Democratic Party - Vote for not more than 1

Choice	Party	Election Day Voting		Total	
		0	0.00%	0	0.00%
	Cast Votes:	0	0.00%	0	0.00%

County Road Commissioner - Democratic Party - Vote for not more than 1

Choice	Party	Election Day Voting		Total	
		0	0.00%	0	0.00%
	Cast Votes:	0	0.00%	0	0.00%

United States Senator - Republican Party - Vote for not more than 1

Choice	Party	Election Day Voting		Total	
John James		311	100.00%	311	100.00%
	Cast Votes:	311	100.00%	311	100.00%

Representative in Congress 7th District - Republican Party - Vote for not more than 1

Choice	Party	Election Day Voting		Total	
Tim Walberg		321	100.00%	321	100.00%
	Cast Votes:	321	100.00%	321	100.00%

Representative in State Legislature 58th District - Republican Party - Vote for not more than 1

Choice	Party	Election Day Voting		Total	
Andrew Fink		145	41.08%	145	41.08%
Adam Stockford		81	22.95%	81	22.95%
Andy Welden		82	23.23%	82	23.23%
Daren Wiseley		45	12.75%	45	12.75%
	Cast Votes:	353	100.00%	353	100.00%

Pittsford Township, Precinct 1

423 of 1,134 registered voters = 37.30%

Prosecuting Attorney - Republican Party - Vote for not more than 1

Choice	Party	Election Day Voting		Total	
Neal A. Brady		302	100.00%	302	100.00%
	Cast Votes:	302	100.00%	302	100.00%

Sheriff - Republican Party - Vote for not more than 1

Choice	Party	Election Day Voting		Total	
Carl Albright		111	31.01%	111	31.01%
Scott Hodshire		139	38.83%	139	38.83%
Jon Paul Rutan		108	30.17%	108	30.17%
	Cast Votes:	358	100.00%	358	100.00%

Clerk - Republican Party - Vote for not more than 1

Choice	Party	Election Day Voting		Total	
Marney Kast		312	100.00%	312	100.00%
	Cast Votes:	312	100.00%	312	100.00%

Treasurer - Republican Party - Vote for not more than 1

Choice	Party	Election Day Voting		Total	
Stephenie Kyser		301	100.00%	301	100.00%
	Cast Votes:	301	100.00%	301	100.00%

Register of Deeds - Republican Party - Vote for not more than 1

Choice	Party	Election Day Voting		Total	
Bambi L. Somerlott		306	100.00%	306	100.00%
	Cast Votes:	306	100.00%	306	100.00%

County Road Commissioner - Republican Party - Vote for not more than 1

Choice	Party	Election Day Voting		Total	
Gary A. Leininger		100	28.90%	100	28.90%
Chris Myers		28	8.09%	28	8.09%
Aaron Siegel		218	63.01%	218	63.01%
	Cast Votes:	346	100.00%	346	100.00%

Pittsford Township, Precinct 1 428 of 1,134 registered voters = 37.30%

Judge of District Court 2B District Non-Incumbent Position 6 Year Term - Nonpartisan Party - Vote for not more than 1

Choice	Party	Election Day Voting		Total	
Kimm Burger		75	27.57%	75	27.57%
Brendan Sanger		64	23.53%	64	23.53%
Megan R.M. Stiverson		133	48.90%	133	48.90%
	Cast Votes:	272	100.00%	272	100.00%

Hudson Area Schools Operating Millage Renewal Proposal - Nonpartisan Party

Choice	Party	Election Day Voting		Total	
Yes		58	58.59%	58	58.59%
No		41	41.41%	41	41.41%
	Cast Votes:	99	100.00%	99	100.00%

Drain Commissioner - Democratic Party - Vote for not more than 1

Choice	Party	Election Day Voting		Total	
		0	0.00%	0	0.00%
	Cast Votes:	0	0.00%	0	0.00%

Surveyor - Democratic Party - Vote for not more than 1

Choice	Party	Election Day Voting		Total	
		0	0.00%	0	0.00%
	Cast Votes:	0	0.00%	0	0.00%

County Commissioner 5th District - Democratic Party - Vote for not more than 1

Choice	Party	Election Day Voting		Total	
		0	0.00%	0	0.00%
	Cast Votes:	0	0.00%	0	0.00%

Supervisor - Democratic Party - Vote for not more than 1

Choice	Party	Election Day Voting		Total	
		0	0.00%	0	0.00%
	Cast Votes:	0	0.00%	0	0.00%

Pittsford Township, Precinct 1

423 of 1,134 registered voters = 37.30%

Clerk - Democratic Party - Vote for not more than 1

Choice	Party	Election Day	Voting		Total
		0	0.00%	0	0.00%
	Cast Votes:	0	0.00%	0	0.00%

Treasurer - Democratic Party - Vote for not more than 1

Choice	Party	Election Day	Voting		Total
		0	0.00%	0	0.00%
	Cast Votes:	0	0.00%	0	0.00%

Trustee - Democratic Party - Vote for not more than 2

Choice	Party	Election Day	Voting		Total
		0	0.00%	0	0.00%
	Cast Votes:	0	0.00%	0	0.00%

Delegate to County Convention - Democratic Party - Vote for not more than 3

Choice	Party	Election Day	Voting		Total
		0	0.00%	0	0.00%
	Cast Votes:	0	0.00%	0	0.00%

Drain Commissioner - Republican Party - Vote for not more than 1

Choice	Party	Election Day	Voting		Total
Matt Word		309	100.00%	309	100.00%
	Cast Votes:	309	100.00%	309	100.00%

Surveyor - Republican Party - Vote for not more than 1

Choice	Party	Election Day	Voting		Total
Michael Lodzinski		296	100.00%	296	100.00%
	Cast Votes:	296	100.00%	296	100.00%

Pittsford Township, Precinct 1 — 428 of 1,134 registered voters = 37.30%

County Commissioner 5th District - Republican Party - Vote for not more than 1

Choice	Party	Election Day Voting		Total	
Namrata P. Carolan		72	22.09%	72	22.09%
Brent A. Leininger		165	50.61%	165	50.61%
Jon Smith		89	27.30%	89	27.30%
	Cast Votes:	326	100.00%	326	100.00%

Supervisor - Republican Party - Vote for not more than 1

Choice	Party	Election Day Voting		Total	
Leaann Zimmerman		308	100.00%	308	100.00%
	Cast Votes:	308	100.00%	308	100.00%

Clerk - Republican Party - Vote for not more than 1

Choice	Party	Election Day Voting		Total	
Cinda L. Walton		317	100.00%	317	100.00%
	Cast Votes:	317	100.00%	317	100.00%

Treasurer - Republican Party - Vote for not more than 1

Choice	Party	Election Day Voting		Total	
Tonya R. Billington		319	100.00%	319	100.00%
	Cast Votes:	319	100.00%	319	100.00%

Trustee - Republican Party - Vote for not more than 2

Choice	Party	Election Day Voting		Total	
Dave Siegel		288	59.50%	288	59.50%
Melvin Tuckerman		196	40.50%	196	40.50%
	Cast Votes:	484	100.00%	484	100.00%

Delegate to County Convention - Republican Party - Vote for not more than 5

Choice	Party	Election Day Voting		Total	
		0	0.00%	0	0.00%
	Cast Votes:	0	0.00%	0	0.00%

Ransom Township, Precinct 1

235 of 596 registered voters = 39.43%

United States Senator - Democratic Party - Vote for not more than 1

Choice	Party	Election Day Voting		Total	
Gary Peters		28	100.00%	28	100.00%
	Cast Votes:	28	100.00%	28	100.00%

Representative in Congress 7th District - Democratic Party - Vote for not more than 1

Choice	Party	Election Day Voting		Total	
Gretchen D. Driskell		26	100.00%	26	100.00%
	Cast Votes:	26	100.00%	26	100.00%

Representative in State Legislature 58th District - Democratic Party - Vote for not more than 1

Choice	Party	Election Day Voting		Total	
Tamara C. Barnes		20	76.92%	20	76.92%
Steven Sowards		6	23.08%	6	23.08%
	Cast Votes:	26	100.00%	26	100.00%

Prosecuting Attorney - Democratic Party - Vote for not more than 1

Choice	Party	Election Day Voting		Total	
		0	0.00%	0	0.00%
	Cast Votes:	0	0.00%	0	0.00%

Sheriff - Democratic Party - Vote for not more than 1

Choice	Party	Election Day Voting		Total	
Wes Ludeker (W)		9	100.00%	9	100.00%
	Cast Votes:	9	100.00%	9	100.00%

Clerk - Democratic Party - Vote for not more than 1

Choice	Party	Election Day Voting		Total	
		0	0.00%	0	0.00%
	Cast Votes:	0	0.00%	0	0.00%

Ransom Township, Precinct 1 — 235 of 596 registered voters = 39.43%

Treasurer - Democratic Party - Vote for not more than 1

Choice	Party	Election Day Voting		Total	
		0	0.00%	0	0.00%
	Cast Votes:	0	0.00%	0	0.00%

Register of Deeds - Democratic Party - Vote for not more than 1

Choice	Party	Election Day Voting		Total	
		0	0.00%	0	0.00%
	Cast Votes:	0	0.00%	0	0.00%

County Road Commissioner - Democratic Party - Vote for not more than 1

Choice	Party	Election Day Voting		Total	
		0	0.00%	0	0.00%
	Cast Votes:	0	0.00%	0	0.00%

United States Senator - Republican Party - Vote for not more than 1

Choice	Party	Election Day Voting		Total	
John James		174	100.00%	174	100.00%
	Cast Votes:	174	100.00%	174	100.00%

Representative in Congress 7th District - Republican Party - Vote for not more than 1

Choice	Party	Election Day Voting		Total	
Tim Walberg		176	100.00%	176	100.00%
	Cast Votes:	176	100.00%	176	100.00%

Representative in State Legislature 58th District - Republican Party - Vote for not more than 1

Choice	Party	Election Day Voting		Total	
Andrew Fink		75	38.66%	75	38.66%
Adam Stockford		53	27.32%	53	27.32%
Andy Welden		50	25.77%	50	25.77%
Daren Wiseley		16	8.25%	16	8.25%
	Cast Votes:	194	100.00%	194	100.00%

Ransom Township, Precinct 1

235 of 596 registered voters = 39.43%

Prosecuting Attorney - Republican Party - Vote for not more than 1

Choice	Party	Election Day Voting		Total	
Neal A. Brady		157	100.00%	157	100.00%
	Cast Votes:	157	100.00%	157	100.00%

Sheriff - Republican Party - Vote for not more than 1

Choice	Party	Election Day Voting		Total	
Carl Albright		45	23.08%	45	23.08%
Scott Hodshire		74	37.95%	74	37.95%
Jon Paul Rutan		76	38.97%	76	38.97%
	Cast Votes:	195	100.00%	195	100.00%

Clerk - Republican Party - Vote for not more than 1

Choice	Party	Election Day Voting		Total	
Marney Kast		173	100.00%	173	100.00%
	Cast Votes:	173	100.00%	173	100.00%

Treasurer - Republican Party - Vote for not more than 1

Choice	Party	Election Day Voting		Total	
Stephenie Kyser		171	100.00%	171	100.00%
	Cast Votes:	171	100.00%	171	100.00%

Register of Deeds - Republican Party - Vote for not more than 1

Choice	Party	Election Day Voting		Total	
Bambi L. Somerlott		170	100.00%	170	100.00%
	Cast Votes:	170	100.00%	170	100.00%

County Road Commissioner - Republican Party - Vote for not more than 1

Choice	Party	Election Day Voting		Total	
Gary A. Leininger		59	31.55%	59	31.55%
Chris Myers		17	9.09%	17	9.09%
Aaron Siegel		111	59.36%	111	59.36%
	Cast Votes:	187	100.00%	187	100.00%

Ransom Township, Precinct 1 235 of 596 registered voters = 39.43%

Judge of District Court 2B District Non-Incumbent Position 6 Year Term - Nonpartisan Party - Vote for not more than 1

Choice	Party	Election Day Voting		Total	
Kimm Burger		54	30.00%	54	30.00%
Brendan Sanger		61	33.89%	61	33.89%
Megan R.M. Stiverson		65	36.11%	65	36.11%
	Cast Votes:	180	100.00%	180	100.00%

Drain Commissioner - Democratic Party - Vote for not more than 1

Choice	Party	Election Day Voting		Total	
		0	0.00%	0	0.00%
	Cast Votes:	0	0.00%	0	0.00%

Surveyor - Democratic Party - Vote for not more than 1

Choice	Party	Election Day Voting		Total	
		0	0.00%	0	0.00%
	Cast Votes:	0	0.00%	0	0.00%

County Commissioner 4th District - Democratic Party - Vote for not more than 1

Choice	Party	Election Day Voting		Total	
		0	0.00%	0	0.00%
	Cast Votes:	0	0.00%	0	0.00%

Supervisor - Democratic Party - Vote for not more than 1

Choice	Party	Election Day Voting		Total	
		0	0.00%	0	0.00%
	Cast Votes:	0	0.00%	0	0.00%

Clerk - Democratic Party - Vote for not more than 1

Choice	Party	Election Day Voting		Total	
		0	0.00%	0	0.00%
	Cast Votes:	0	0.00%	0	0.00%

Ransom Township, Precinct 1

235 of 596 registered voters = 39.43%

Treasurer - Democratic Party - Vote for not more than 1

Choice	Party	Election Day Voting		Total	
		0	0.00%	0	0.00%
	Cast Votes:	0	0.00%	0	0.00%

Trustee - Democratic Party - Vote for not more than 2

Choice	Party	Election Day Voting		Total	
		0	0.00%	0	0.00%
	Cast Votes:	0	0.00%	0	0.00%

Delegate to County Convention - Democratic Party - Vote for not more than 1

Choice	Party	Election Day Voting		Total	
		0	0.00%	0	0.00%
	Cast Votes:	0	0.00%	0	0.00%

Drain Commissioner - Republican Party - Vote for not more than 1

Choice	Party	Election Day Voting		Total	
Matt Word		175	100.00%	175	100.00%
	Cast Votes:	175	100.00%	175	100.00%

Surveyor - Republican Party - Vote for not more than 1

Choice	Party	Election Day Voting		Total	
Michael Lodzinski		166	100.00%	166	100.00%
	Cast Votes:	166	100.00%	166	100.00%

County Commissioner 4th District - Republican Party - Vote for not more than 1

Choice	Party	Election Day Voting		Total	
Brad Benzing		163	100.00%	163	100.00%
	Cast Votes:	163	100.00%	163	100.00%

Supervisor - Republican Party - Vote for not more than 1

Choice	Party	Election Day Voting		Total	
Clifford Fether		172	100.00%	172	100.00%
	Cast Votes:	172	100.00%	172	100.00%

Ransom Township, Precinct 1 235 of 596 registered voters = 39.43%

Clerk - Republican Party - Vote for not more than 1

Choice	Party	Election Day Voting		Total	
Susan L. Ruder		176	100.00%	176	100.00%
	Cast Votes:	176	100.00%	176	100.00%

Treasurer - Republican Party - Vote for not more than 1

Choice	Party	Election Day Voting		Total	
Ted Kneebush		170	100.00%	170	100.00%
	Cast Votes:	170	100.00%	170	100.00%

Trustee - Republican Party - Vote for not more than 2

Choice	Party	Election Day Voting		Total	
Joyce L. McCallister		148	54.61%	148	54.61%
Dale Ruder		123	45.39%	123	45.39%
	Cast Votes:	271	100.00%	271	100.00%

Delegate to County Convention - Republican Party - Vote for not more than 3

Choice	Party	Election Day Voting		Total	
		0	0.00%	0	0.00%
	Cast Votes:	0	0.00%	0	0.00%

Reading Township Precinct 1

539 of 1,478 registered voters = 36.47%

United States Senator - Democratic Party - Vote for not more than 1

Choice	Party	Election Day Voting		Total	
Gary Peters		85	100.00%	85	100.00%
	Cast Votes:	85	100.00%	85	100.00%

Representative in Congress 7th District - Democratic Party - Vote for not more than 1

Choice	Party	Election Day Voting		Total	
Gretchen D. Driskell		84	100.00%	84	100.00%
	Cast Votes:	84	100.00%	84	100.00%

Representative in State Legislature 58th District - Democratic Party - Vote for not more than 1

Choice	Party	Election Day Voting		Total	
Tamara C. Barnes		68	85.00%	68	85.00%
Steven Sowards		12	15.00%	12	15.00%
	Cast Votes:	80	100.00%	80	100.00%

Prosecuting Attorney - Democratic Party - Vote for not more than 1

Choice	Party	Election Day Voting		Total	
		0	0.00%	0	0.00%
	Cast Votes:	0	0.00%	0	0.00%

Sheriff - Democratic Party - Vote for not more than 1

Choice	Party	Election Day Voting		Total	
Wes Ludeker (W)		2	100.00%	2	100.00%
	Cast Votes:	2	100.00%	2	100.00%

Clerk - Democratic Party - Vote for not more than 1

Choice	Party	Election Day Voting		Total	
		0	0.00%	0	0.00%
	Cast Votes:	0	0.00%	0	0.00%

Reading Township, Precinct 1 539 of 1,478 registered voters = 36.47%

Treasurer - Democratic Party - Vote for not more than 1

Choice	Party	Election Day Voting		Total	
		0	0.00%	0	0.00%
	Cast Votes:	0	0.00%	0	0.00%

Register of Deeds - Democratic Party - Vote for not more than 1

Choice	Party	Election Day Voting		Total	
		0	0.00%	0	0.00%
	Cast Votes:	0	0.00%	0	0.00%

County Road Commissioner - Democratic Party - Vote for not more than 1

Choice	Party	Election Day Voting		Total	
		0	0.00%	0	0.00%
	Cast Votes:	0	0.00%	0	0.00%

United States Senator - Republican Party - Vote for not more than 1

Choice	Party	Election Day Voting		Total	
John James		347	100.00%	347	100.00%
	Cast Votes:	347	100.00%	347	100.00%

Representative in Congress 7th District - Republican Party - Vote for not more than 1

Choice	Party	Election Day Voting		Total	
Tim Walberg		363	100.00%	363	100.00%
	Cast Votes:	363	100.00%	363	100.00%

Representative in State Legislature 58th District - Republican Party - Vote for not more than 1

Choice	Party	Election Day Voting		Total	
Andrew Fink		135	32.53%	135	32.53%
Adam Stockford		73	17.59%	73	17.59%
Andy Welden		119	28.67%	119	28.67%
Daren Wiseley		88	21.20%	88	21.20%
	Cast Votes:	415	100.00%	415	100.00%

Reading Township, Precinct 1

539 of 1,478 registered voters = 36.47%

Prosecuting Attorney - Republican Party - Vote for not more than 1

Choice	Party	Election Day Voting		Total	
Neal A. Brady		339	100.00%	339	100.00%
	Cast Votes:	339	100.00%	339	100.00%

Sheriff - Republican Party - Vote for not more than 1

Choice	Party	Election Day Voting		Total	
Carl Albright		138	32.86%	138	32.86%
Scott Hodshire		186	44.29%	186	44.29%
Jon Paul Rutan		96	22.86%	96	22.86%
	Cast Votes:	420	100.00%	420	100.00%

Clerk - Republican Party - Vote for not more than 1

Choice	Party	Election Day Voting		Total	
Marney Kast		346	100.00%	346	100.00%
	Cast Votes:	346	100.00%	346	100.00%

Treasurer - Republican Party - Vote for not more than 1

Choice	Party	Election Day Voting		Total	
Stephenie Kyser		337	100.00%	337	100.00%
	Cast Votes:	337	100.00%	337	100.00%

Register of Deeds - Republican Party - Vote for not more than 1

Choice	Party	Election Day Voting		Total	
Bambi L. Somerlott		351	100.00%	351	100.00%
	Cast Votes:	351	100.00%	351	100.00%

County Road Commissioner - Republican Party - Vote for not more than 1

Choice	Party	Election Day Voting		Total	
Gary A. Leininger		168	46.67%	168	46.67%
Chris Myers		64	17.78%	64	17.78%
Aaron Siegel		128	35.56%	128	35.56%
	Cast Votes:	360	100.00%	360	100.00%

Reading Township, Precinct 1

539 of 1,478 registered voters = 36.47%

Judge of District Court 2B District Non-Incumbent Position 6 Year Term - Nonpartisan Party - Vote for not more than 1

Choice	Party	Election Day Voting		Total	
Kimm Burger		150	42.13%	150	42.13%
Brendan Sanger		110	30.90%	110	30.90%
Megan R.M. Stiverson		96	26.97%	96	26.97%
	Cast Votes:	356	100.00%	356	100.00%

Drain Commissioner - Democratic Party - Vote for not more than 1

Choice	Party	Election Day Voting		Total	
		0	0.00%	0	0.00%
	Cast Votes:	0	0.00%	0	0.00%

Surveyor - Democratic Party - Vote for not more than 1

Choice	Party	Election Day Voting		Total	
		0	0.00%	0	0.00%
	Cast Votes:	0	0.00%	0	0.00%

County Commissioner 3rd District - Democratic Party - Vote for not more than 1

Choice	Party	Election Day Voting		Total	
		0	0.00%	0	0.00%
	Cast Votes:	0	0.00%	0	0.00%

Supervisor - Democratic Party - Vote for not more than 1

Choice	Party	Election Day Voting		Total	
		0	0.00%	0	0.00%
	Cast Votes:	0	0.00%	0	0.00%

Clerk - Democratic Party - Vote for not more than 1

Choice	Party	Election Day Voting		Total	
		0	0.00%	0	0.00%
	Cast Votes:	0	0.00%	0	0.00%

Reading Township, Precinct 1

539 of 1,478 registered voters = 36.47%

Treasurer - Democratic Party - Vote for not more than 1

Choice	Party	Election Day Voting		Total	
		0	0.00%	0	0.00%
	Cast Votes:	0	0.00%	0	0.00%

Trustee - Democratic Party - Vote for not more than 2

Choice	Party	Election Day Voting		Total	
		0	0.00%	0	0.00%
	Cast Votes:	0	0.00%	0	0.00%

Delegate to County Convention - Democratic Party - Vote for not more than 4

Choice	Party	Election Day Voting		Total	
		0	0.00%	0	0.00%
	Cast Votes:	0	0.00%	0	0.00%

Drain Commissioner - Republican Party - Vote for not more than 1

Choice	Party	Election Day Voting		Total	
Matt Word		338	100.00%	338	100.00%
	Cast Votes:	338	100.00%	338	100.00%

Surveyor - Republican Party - Vote for not more than 1

Choice	Party	Election Day Voting		Total	
Michael Lodzinski		325	100.00%	325	100.00%
	Cast Votes:	325	100.00%	325	100.00%

County Commissioner 3rd District - Republican Party - Vote for not more than 1

Choice	Party	Election Day Voting		Total	
Karla D. Malone		104	28.65%	104	28.65%
Mark E. Wiley		259	71.35%	259	71.35%
	Cast Votes:	363	100.00%	363	100.00%

Supervisor - Republican Party - Vote for not more than 1

Choice	Party	Election Day Voting		Total	
Andrew T. Barnhart		349	100.00%	349	100.00%
	Cast Votes:	349	100.00%	349	100.00%

Reading Township, Precinct 1 — 539 of 1,478 registered voters = 36.47%

Clerk - Republican Party - Vote for not more than 1

Choice	Party	Election Day Voting		Total	
Kathy Flaugher		340	100.00%	340	100.00%
	Cast Votes:	340	100.00%	340	100.00%

Treasurer - Republican Party - Vote for not more than 1

Choice	Party	Election Day Voting		Total	
Rick Gripman		183	45.30%	183	45.30%
Claudia A. Mesarosh		221	54.70%	221	54.70%
	Cast Votes:	404	100.00%	404	100.00%

Trustee - Republican Party - Vote for not more than 2

Choice	Party	Election Day Voting		Total	
Allan J. Andrews		205	42.80%	205	42.80%
Ronald L. Parker		274	57.20%	274	57.20%
	Cast Votes:	479	100.00%	479	100.00%

Delegate to County Convention - Republican Party - Vote for not more than 5

Choice	Party	Election Day Voting		Total	
		0	0.00%	0	0.00%
	Cast Votes:	0	0.00%	0	0.00%

Scipio Township, Precinct 1

487 of 1,456 registered voters = 33.45%

United States Senator - Democratic Party - Vote for not more than 1

Choice	Party	Election Day Voting		Total	
Gary Peters		43	100.00%	43	100.00%
	Cast Votes:	43	100.00%	43	100.00%

Representative in Congress 7th District - Democratic Party - Vote for not more than 1

Choice	Party	Election Day Voting		Total	
Gretchen D. Driskell		43	100.00%	43	100.00%
	Cast Votes:	43	100.00%	43	100.00%

Representative in State Legislature 58th District - Democratic Party - Vote for not more than 1

Choice	Party	Election Day Voting		Total	
Tamara C. Barnes		34	79.07%	34	79.07%
Steven Sowards		9	20.93%	9	20.93%
	Cast Votes:	43	100.00%	43	100.00%

Prosecuting Attorney - Democratic Party - Vote for not more than 1

Choice	Party	Election Day Voting		Total	
		0	0.00%	0	0.00%
	Cast Votes:	0	0.00%	0	0.00%

Sheriff - Democratic Party - Vote for not more than 1

Choice	Party	Election Day Voting		Total	
Wes Ludeker (W)		8	100.00%	8	100.00%
	Cast Votes:	8	100.00%	8	100.00%

Clerk - Democratic Party - Vote for not more than 1

Choice	Party	Election Day Voting		Total	
		0	0.00%	0	0.00%
	Cast Votes:	0	0.00%	0	0.00%

Scipio Township, Precinct 1 487 of 1,456 registered voters = 33.45%

Treasurer - Democratic Party - Vote for not more than 1

Choice	Party	Election Day Voting		Total	
		0	0.00%	0	0.00%
	Cast Votes:	0	0.00%	0	0.00%

Register of Deeds - Democratic Party - Vote for not more than 1

Choice	Party	Election Day Voting		Total	
		0	0.00%	0	0.00%
	Cast Votes:	0	0.00%	0	0.00%

County Road Commissioner - Democratic Party - Vote for not more than 1

Choice	Party	Election Day Voting		Total	
		0	0.00%	0	0.00%
	Cast Votes:	0	0.00%	0	0.00%

United States Senator - Republican Party - Vote for not more than 1

Choice	Party	Election Day Voting		Total	
John James		350	100.00%	350	100.00%
	Cast Votes:	350	100.00%	350	100.00%

Representative in Congress 7th District - Republican Party - Vote for not more than 1

Choice	Party	Election Day Voting		Total	
Tim Walberg		361	100.00%	361	100.00%
	Cast Votes:	361	100.00%	361	100.00%

Representative in State Legislature 58th District - Republican Party - Vote for not more than 1

Choice	Party	Election Day Voting		Total	
Andrew Fink		66	15.75%	66	15.75%
Adam Stockford		69	16.47%	69	16.47%
Andy Welden		248	59.19%	248	59.19%
Daren Wiseley		36	8.59%	36	8.59%
	Cast Votes:	419	100.00%	419	100.00%

Scipio Township, Precinct 1 — 487 of 1,456 registered voters = 33.45%

Prosecuting Attorney - Republican Party - Vote for not more than 1

Choice	Party	Election Day Voting		Total	
Neal A. Brady		323	100.00%	323	100.00%
	Cast Votes:	323	100.00%	323	100.00%

Sheriff - Republican Party - Vote for not more than 1

Choice	Party	Election Day Voting		Total	
Carl Albright		144	34.62%	144	34.62%
Scott Hodshire		103	24.76%	103	24.76%
Jon Paul Rutan		169	40.63%	169	40.63%
	Cast Votes:	416	100.00%	416	100.00%

Clerk - Republican Party - Vote for not more than 1

Choice	Party	Election Day Voting		Total	
Marney Kast		340	100.00%	340	100.00%
	Cast Votes:	340	100.00%	340	100.00%

Treasurer - Republican Party - Vote for not more than 1

Choice	Party	Election Day Voting		Total	
Stephenie Kyser		333	100.00%	333	100.00%
	Cast Votes:	333	100.00%	333	100.00%

Register of Deeds - Republican Party - Vote for not more than 1

Choice	Party	Election Day Voting		Total	
Bambi L. Somerlott		328	100.00%	328	100.00%
	Cast Votes:	328	100.00%	328	100.00%

County Road Commissioner - Republican Party - Vote for not more than 1

Choice	Party	Election Day Voting		Total	
Gary A. Leininger		161	42.71%	161	42.71%
Chris Myers		95	25.20%	95	25.20%
Aaron Siegel		121	32.10%	121	32.10%
	Cast Votes:	377	100.00%	377	100.00%

Scipio Township, Precinct 1

487 of 1,456 registered voters = 33.45%

Judge of District Court 2B District Non-Incumbent Position 6 Year Term - Nonpartisan Party - Vote for not more than 1

Choice	Party	Election Day Voting		Total	
Kimm Burger		86	22.81%	86	22.81%
Brendan Sanger		137	36.34%	137	36.34%
Megan R.M. Stiverson		154	40.85%	154	40.85%
	Cast Votes:	377	100.00%	377	100.00%

Drain Commissioner - Democratic Party - Vote for not more than 1

Choice	Party	Election Day Voting		Total	
		0	0.00%	0	0.00%
	Cast Votes:	0	0.00%	0	0.00%

Surveyor - Democratic Party - Vote for not more than 1

Choice	Party	Election Day Voting		Total	
		0	0.00%	0	0.00%
	Cast Votes:	0	0.00%	0	0.00%

County Commissioner 2nd District - Democratic Party - Vote for not more than 1

Choice	Party	Election Day Voting		Total	
		0	0.00%	0	0.00%
	Cast Votes:	0	0.00%	0	0.00%

Supervisor - Democratic Party - Vote for not more than 1

Choice	Party	Election Day Voting		Total	
		0	0.00%	0	0.00%
	Cast Votes:	0	0.00%	0	0.00%

Clerk - Democratic Party - Vote for not more than 1

Choice	Party	Election Day Voting		Total	
		0	0.00%	0	0.00%
	Cast Votes:	0	0.00%	0	0.00%

Scipio Township, Precinct 1 — 487 of 1,456 registered voters = 33.45%

Treasurer - Democratic Party - Vote for not more than 1

Choice	Party	Election Day Voting		Total	
		0	0.00%	0	0.00%
	Cast Votes:	0	0.00%	0	0.00%

Trustee - Democratic Party - Vote for not more than 2

Choice	Party	Election Day Voting		Total	
		0	0.00%	0	0.00%
	Cast Votes:	0	0.00%	0	0.00%

Delegate to County Convention - Democratic Party - Vote for not more than 3

Choice	Party	Election Day Voting		Total	
		0	0.00%	0	0.00%
	Cast Votes:	0	0.00%	0	0.00%

Drain Commissioner - Republican Party - Vote for not more than 1

Choice	Party	Election Day Voting		Total	
Matt Word		311	100.00%	311	100.00%
	Cast Votes:	311	100.00%	311	100.00%

Surveyor - Republican Party - Vote for not more than 1

Choice	Party	Election Day Voting		Total	
Michael Lodzinski		297	100.00%	297	100.00%
	Cast Votes:	297	100.00%	297	100.00%

County Commissioner 2nd District - Republican Party - Vote for not more than 1

Choice	Party	Election Day Voting		Total	
Julie Games		142	41.76%	142	41.76%
Kathy Schmitt		198	58.24%	198	58.24%
	Cast Votes:	340	100.00%	340	100.00%

Scipio Township, Precinct 1 487 of 1,456 registered voters = 33.45%

Supervisor - Republican Party - Vote for not more than 1

Choice	Party	Election Day Voting		Total	
Robert Eichler		132	36.16%	132	36.16%
Todd Miller		233	63.84%	233	63.84%
	Cast Votes:	365	100.00%	365	100.00%

Clerk - Republican Party - Vote for not more than 1

Choice	Party	Election Day Voting		Total	
Judy Leedy		324	100.00%	324	100.00%
	Cast Votes:	324	100.00%	324	100.00%

Treasurer - Republican Party - Vote for not more than 1

Choice	Party	Election Day Voting		Total	
Gary L. Nye		343	100.00%	343	100.00%
	Cast Votes:	343	100.00%	343	100.00%

Trustee - Republican Party - Vote for not more than 2

Choice	Party	Election Day Voting		Total	
Cynthia Magda		269	58.73%	269	58.73%
Mary Wallen		189	41.27%	189	41.27%
	Cast Votes:	458	100.00%	458	100.00%

Delegate to County Convention - Republican Party - Vote for not more than 5

Choice	Party	Election Day Voting		Total	
Chris Myers		237	43.97%	237	43.97%
Justin A. Wallen		143	26.53%	143	26.53%
Mary Wallen		159	29.50%	159	29.50%
	Cast Votes:	539	100.00%	539	100.00%

Somerset Township, Precinct 1 — 621 of 1,891 registered voters = 32.84%

United States Senator - Democratic Party - Vote for not more than 1

Choice	Party	Election Day Voting		Total	
Gary Peters		156	100.00%	156	100.00%
	Cast Votes:	156	100.00%	156	100.00%

Representative in Congress 7th District - Democratic Party - Vote for not more than 1

Choice	Party	Election Day Voting		Total	
Gretchen D. Driskell		153	100.00%	153	100.00%
	Cast Votes:	153	100.00%	153	100.00%

Representative in State Legislature 58th District - Democratic Party - Vote for not more than 1

Choice	Party	Election Day Voting		Total	
Tamara C. Barnes		112	75.68%	112	75.68%
Steven Sowards		36	24.32%	36	24.32%
	Cast Votes:	148	100.00%	148	100.00%

Prosecuting Attorney - Democratic Party - Vote for not more than 1

Choice	Party	Election Day Voting		Total	
		0	0.00%	0	0.00%
	Cast Votes:	0	0.00%	0	0.00%

Sheriff - Democratic Party - Vote for not more than 1

Choice	Party	Election Day Voting		Total	
Wes Ludeker (W)		2	100.00%	2	100.00%
	Cast Votes:	2	100.00%	2	100.00%

Clerk - Democratic Party - Vote for not more than 1

Choice	Party	Election Day Voting		Total	
		0	0.00%	0	0.00%
	Cast Votes:	0	0.00%	0	0.00%

Somerset Township, Precinct 1 — 621 of 1,891 registered voters = 32.84%

Treasurer - Democratic Party - Vote for not more than 1

Choice	Party	Election Day Voting		Total	
		0	0.00%	0	0.00%
	Cast Votes:	0	0.00%	0	0.00%

Register of Deeds - Democratic Party - Vote for not more than 1

Choice	Party	Election Day Voting		Total	
		0	0.00%	0	0.00%
	Cast Votes:	0	0.00%	0	0.00%

County Road Commissioner - Democratic Party - Vote for not more than 1

Choice	Party	Election Day Voting		Total	
		0	0.00%	0	0.00%
	Cast Votes:	0	0.00%	0	0.00%

United States Senator - Republican Party - Vote for not more than 1

Choice	Party	Election Day Voting		Total	
John James		369	100.00%	369	100.00%
	Cast Votes:	369	100.00%	369	100.00%

Representative in Congress 7th District - Republican Party - Vote for not more than 1

Choice	Party	Election Day Voting		Total	
Tim Walberg		366	100.00%	366	100.00%
	Cast Votes:	366	100.00%	366	100.00%

Representative in State Legislature 58th District - Republican Party - Vote for not more than 1

Choice	Party	Election Day Voting		Total	
Andrew Fink		164	42.38%	164	42.38%
Adam Stockford		45	11.63%	45	11.63%
Andy Welden		86	22.22%	86	22.22%
Daren Wiseley		92	23.77%	92	23.77%
	Cast Votes:	387	100.00%	387	100.00%

Somerset Township, Precinct 1

621 of 1,891 registered voters = 32.84%

Prosecuting Attorney - Republican Party - Vote for not more than 1

Choice	Party	Election Day Voting		Total	
Neal A. Brady		341	100.00%	341	100.00%
	Cast Votes:	341	100.00%	341	100.00%

Sheriff - Republican Party - Vote for not more than 1

Choice	Party	Election Day Voting		Total	
Carl Albright		69	17.47%	69	17.47%
Scott Hodshire		145	36.71%	145	36.71%
Jon Paul Rutan		181	45.82%	181	45.82%
	Cast Votes:	395	100.00%	395	100.00%

Clerk - Republican Party - Vote for not more than 1

Choice	Party	Election Day Voting		Total	
Marney Kast		350	100.00%	350	100.00%
	Cast Votes:	350	100.00%	350	100.00%

Treasurer - Republican Party - Vote for not more than 1

Choice	Party	Election Day Voting		Total	
Stephenie Kyser		339	100.00%	339	100.00%
	Cast Votes:	339	100.00%	339	100.00%

Register of Deeds - Republican Party - Vote for not more than 1

Choice	Party	Election Day Voting		Total	
Bambi L. Somerlott		346	100.00%	346	100.00%
	Cast Votes:	346	100.00%	346	100.00%

County Road Commissioner - Republican Party - Vote for not more than 1

Choice	Party	Election Day Voting		Total	
Gary A. Leininger		186	51.67%	186	51.67%
Chris Myers		81	22.50%	81	22.50%
Aaron Siegel		93	25.83%	93	25.83%
	Cast Votes:	360	100.00%	360	100.00%

Somerset Township, Precinct 1 621 of 1,891 registered voters = 32.84%

Judge of District Court 2B District Non-Incumbent Position 6 Year Term - Nonpartisan Party - Vote for not more than 1

Choice	Party	Election Day Voting		Total	
Kimm Burger		140	34.23%	140	34.23%
Brendan Sanger		143	34.96%	143	34.96%
Megan R.M. Stiverson		126	30.81%	126	30.81%
	Cast Votes:	409	100.00%	409	100.00%

North Adams-Jerome Public Schools Bonding Proposal - Nonpartisan Party

Choice	Party	Election Day Voting		Total	
Yes		105	58.01%	105	58.01%
No		76	41.99%	76	41.99%
	Cast Votes:	181	100.00%	181	100.00%

Addison Community Schools Operating Millage Renewal Proposal - Nonpartisan Party

Choice	Party	Election Day Voting		Total	
Yes		139	65.26%	139	65.26%
No		74	34.74%	74	34.74%
	Cast Votes:	213	100.00%	213	100.00%

Drain Commissioner - Democratic Party - Vote for not more than 1

Choice	Party	Election Day Voting		Total	
		0	0.00%	0	0.00%
	Cast Votes:	0	0.00%	0	0.00%

Surveyor - Democratic Party - Vote for not more than 1

Choice	Party	Election Day Voting		Total	
		0	0.00%	0	0.00%
	Cast Votes:	0	0.00%	0	0.00%

County Commissioner 5th District - Democratic Party - Vote for not more than 1

Choice	Party	Election Day Voting		Total	
		0	0.00%	0	0.00%
	Cast Votes:	0	0.00%	0	0.00%

Somerset Township, Precinct 1

621 of 1,891 registered voters = 32.84%

Supervisor - Democratic Party - Vote for not more than 1

Choice	Party	Election Day Voting		Total	
		0	0.00%	0	0.00%
	Cast Votes:	0	0.00%	0	0.00%

Clerk - Democratic Party - Vote for not more than 1

Choice	Party	Election Day Voting		Total	
		0	0.00%	0	0.00%
	Cast Votes:	0	0.00%	0	0.00%

Treasurer - Democratic Party - Vote for not more than 1

Choice	Party	Election Day Voting		Total	
		0	0.00%	0	0.00%
	Cast Votes:	0	0.00%	0	0.00%

Trustee - Democratic Party - Vote for not more than 2

Choice	Party	Election Day Voting		Total	
David M. Pumfrey		106	100.00%	106	100.00%
	Cast Votes:	106	100.00%	106	100.00%

Delegate to County Convention - Democratic Party - Vote for not more than 8

Choice	Party	Election Day Voting		Total	
		0	0.00%	0	0.00%
	Cast Votes:	0	0.00%	0	0.00%

Drain Commissioner - Republican Party - Vote for not more than 1

Choice	Party	Election Day Voting		Total	
Matt Word		336	100.00%	336	100.00%
	Cast Votes:	336	100.00%	336	100.00%

Surveyor - Republican Party - Vote for not more than 1

Choice	Party	Election Day Voting		Total	
Michael Lodzinski		335	100.00%	335	100.00%
	Cast Votes:	335	100.00%	335	100.00%

Somerset Township, Precinct 1 — 621 of 1,891 registered voters = 32.84%

County Commissioner 5th District - Republican Party - Vote for not more than 1

Choice	Party	Election Day Voting		Total	
Namrata P. Carolan		138	36.80%	138	36.80%
Brent A. Leininger		121	32.27%	121	32.27%
Jon Smith		116	30.93%	116	30.93%
	Cast Votes:	375	100.00%	375	100.00%

Supervisor - Republican Party - Vote for not more than 1

Choice	Party	Election Day Voting		Total	
Tim Shaw		325	100.00%	325	100.00%
	Cast Votes:	325	100.00%	325	100.00%

Clerk - Republican Party - Vote for not more than 1

Choice	Party	Election Day Voting		Total	
Mike Bohnet		334	100.00%	334	100.00%
	Cast Votes:	334	100.00%	334	100.00%

Treasurer - Republican Party - Vote for not more than 1

Choice	Party	Election Day Voting		Total	
Josh Bice		326	100.00%	326	100.00%
	Cast Votes:	326	100.00%	326	100.00%

Trustee - Republican Party - Vote for not more than 2

Choice	Party	Election Day Voting		Total	
Steve Meckley		344	98.29%	344	98.29%
Richard LaRowe (W)		6	1.71%	6	1.71%
	Cast Votes:	350	100.00%	350	100.00%

Somerset Township, Precinct 1 — 621 of 1,891 registered voters = 32.84%

Delegate to County Convention - Republican Party - Vote for not more than 6

Choice	Party	Election Day Voting		Total	
Susan Avery		216	33.13%	216	33.13%
Namrata P. Carolan		241	36.96%	241	36.96%
Cathy M. Longo		189	28.99%	189	28.99%
Kimela Hassell (W)		3	0.46%	3	0.46%
Timothy Shufflin (W)		3	0.46%	3	0.46%
	Cast Votes:	652	100.00%	652	100.00%

Somerset Township, Precinct 2 — 593 of 1,940 registered voters = 30.57%

United States Senator - Democratic Party - Vote for not more than 1

Choice	Party	Election Day Voting		Total	
Gary Peters		178	100.00%	178	100.00%
	Cast Votes:	178	100.00%	178	100.00%

Representative in Congress 7th District - Democratic Party - Vote for not more than 1

Choice	Party	Election Day Voting		Total	
Gretchen D. Driskell		174	100.00%	174	100.00%
	Cast Votes:	174	100.00%	174	100.00%

Representative in State Legislature 58th District - Democratic Party - Vote for not more than 1

Choice	Party	Election Day Voting		Total	
Tamara C. Barnes		141	86.50%	141	86.50%
Steven Sowards		22	13.50%	22	13.50%
	Cast Votes:	163	100.00%	163	100.00%

Prosecuting Attorney - Democratic Party - Vote for not more than 1

Choice	Party	Election Day Voting		Total	
		0	0.00%	0	0.00%
	Cast Votes:	0	0.00%	0	0.00%

Sheriff - Democratic Party - Vote for not more than 1

Choice	Party	Election Day Voting		Total	
Wes Ludeker (W)		0	0.00%	0	0.00%
	Cast Votes:	0	0.00%	0	0.00%

Clerk - Democratic Party - Vote for not more than 1

Choice	Party	Election Day Voting		Total	
		0	0.00%	0	0.00%
	Cast Votes:	0	0.00%	0	0.00%

Somerset Township, Precinct 2

593 of 1,940 registered voters = 30.57%

Treasurer - Democratic Party - Vote for not more than 1

Choice	Party	Election Day	Voting		Total
		0	0.00%	0	0.00%
	Cast Votes:	0	0.00%	0	0.00%

Register of Deeds - Democratic Party - Vote for not more than 1

Choice	Party	Election Day	Voting		Total
		0	0.00%	0	0.00%
	Cast Votes:	0	0.00%	0	0.00%

County Road Commissioner - Democratic Party - Vote for not more than 1

Choice	Party	Election Day	Voting		Total
		0	0.00%	0	0.00%
	Cast Votes:	0	0.00%	0	0.00%

United States Senator - Republican Party - Vote for not more than 1

Choice	Party	Election Day	Voting		Total
John James		325	100.00%	325	100.00%
	Cast Votes:	325	100.00%	325	100.00%

Representative in Congress 7th District - Republican Party - Vote for not more than 1

Choice	Party	Election Day	Voting		Total
Tim Walberg		323	100.00%	323	100.00%
	Cast Votes:	323	100.00%	323	100.00%

Representative in State Legislature 58th District - Republican Party - Vote for not more than 1

Choice	Party	Election Day	Voting		Total
Andrew Fink		168	48.41%	168	48.41%
Adam Stockford		49	14.12%	49	14.12%
Andy Welden		81	23.34%	81	23.34%
Daren Wiseley		49	14.12%	49	14.12%
	Cast Votes:	347	100.00%	347	100.00%

Somerset Township, Precinct 2 — 593 of 1,940 registered voters = 30.57%

Prosecuting Attorney - Republican Party - Vote for not more than 1

Choice	Party	Election Day Voting		Total	
Neal A. Brady		292	100.00%	292	100.00%
	Cast Votes:	292	100.00%	292	100.00%

Sheriff - Republican Party - Vote for not more than 1

Choice	Party	Election Day Voting		Total	
Carl Albright		59	16.67%	59	16.67%
Scott Hodshire		113	31.92%	113	31.92%
Jon Paul Rutan		182	51.41%	182	51.41%
	Cast Votes:	354	100.00%	354	100.00%

Clerk - Republican Party - Vote for not more than 1

Choice	Party	Election Day Voting		Total	
Marney Kast		301	100.00%	301	100.00%
	Cast Votes:	301	100.00%	301	100.00%

Treasurer - Republican Party - Vote for not more than 1

Choice	Party	Election Day Voting		Total	
Stephenie Kyser		290	100.00%	290	100.00%
	Cast Votes:	290	100.00%	290	100.00%

Register of Deeds - Republican Party - Vote for not more than 1

Choice	Party	Election Day Voting		Total	
Bambi L. Somerlott		300	100.00%	300	100.00%
	Cast Votes:	300	100.00%	300	100.00%

County Road Commissioner - Republican Party - Vote for not more than 1

Choice	Party	Election Day Voting		Total	
Gary A. Leininger		98	34.15%	98	34.15%
Chris Myers		94	32.75%	94	32.75%
Aaron Siegel		95	33.10%	95	33.10%
	Cast Votes:	287	100.00%	287	100.00%

Somerset Township, Precinct 2

595 of 1,940 registered voters = 30.67%

Judge of District Court 2B District Non-Incumbent Position 6 Year Term - Nonpartisan Party - Vote for not more than 1

Choice	Party	Election Day Voting		Total	
Kimm Burger		91	22.92%	91	22.92%
Brendan Sanger		183	46.10%	183	46.10%
Megan R.M. Stiverson		123	30.98%	123	30.98%
	Cast Votes:	397	100.00%	397	100.00%

North Adams-Jerome Public Schools Bonding Proposal - Nonpartisan Party

Choice	Party	Election Day Voting		Total	
Yes		5	29.41%	5	29.41%
No		12	70.59%	12	70.59%
	Cast Votes:	17	100.00%	17	100.00%

Addison Community Schools Operating Millage Renewal Proposal - Nonpartisan Party

Choice	Party	Election Day Voting		Total	
Yes		334	69.87%	334	69.87%
No		144	30.13%	144	30.13%
	Cast Votes:	478	100.00%	478	100.00%

Drain Commissioner - Democratic Party - Vote for not more than 1

Choice	Party	Election Day Voting		Total	
		0	0.00%	0	0.00%
	Cast Votes:	0	0.00%	0	0.00%

Surveyor - Democratic Party - Vote for not more than 1

Choice	Party	Election Day Voting		Total	
		0	0.00%	0	0.00%
	Cast Votes:	0	0.00%	0	0.00%

County Commissioner 5th District - Democratic Party - Vote for not more than 1

Choice	Party	Election Day Voting		Total	
		0	0.00%	0	0.00%
	Cast Votes:	0	0.00%	0	0.00%

Somerset Township, Precinct 2 593 of 1,940 registered voters = 30.57%

Supervisor - Democratic Party - Vote for not more than 1

Choice	Party	Election Day Voting		Total	
		0	0.00%	0	0.00%
	Cast Votes:	0	0.00%	0	0.00%

Clerk - Democratic Party - Vote for not more than 1

Choice	Party	Election Day Voting		Total	
		0	0.00%	0	0.00%
	Cast Votes:	0	0.00%	0	0.00%

Treasurer - Democratic Party - Vote for not more than 1

Choice	Party	Election Day Voting		Total	
		0	0.00%	0	0.00%
	Cast Votes:	0	0.00%	0	0.00%

Trustee - Democratic Party - Vote for not more than 2

Choice	Party	Election Day Voting		Total	
David M. Pumfrey		94	100.00%	94	100.00%
	Cast Votes:	94	100.00%	94	100.00%

Delegate to County Convention - Democratic Party - Vote for not more than 8

Choice	Party	Election Day Voting		Total	
		0	0.00%	0	0.00%
	Cast Votes:	0	0.00%	0	0.00%

Drain Commissioner - Republican Party - Vote for not more than 1

Choice	Party	Election Day Voting		Total	
Matt Word		276	100.00%	276	100.00%
	Cast Votes:	276	100.00%	276	100.00%

Surveyor - Republican Party - Vote for not more than 1

Choice	Party	Election Day Voting		Total	
Michael Lodzinski		273	100.00%	273	100.00%
	Cast Votes:	273	100.00%	273	100.00%

Somerset Township, Precinct 2

593 of 1,940 registered voters = 30.57%

County Commissioner 5th District - Republican Party - Vote for not more than 1

Choice	Party	Election Day Voting		Total	
Namrata P. Carolan		93	28.62%	93	28.62%
Brent A. Leininger		81	24.92%	81	24.92%
Jon Smith		151	46.46%	151	46.46%
	Cast Votes:	325	100.00%	325	100.00%

Supervisor - Republican Party - Vote for not more than 1

Choice	Party	Election Day Voting		Total	
Tim Shaw		278	100.00%	278	100.00%
	Cast Votes:	278	100.00%	278	100.00%

Clerk - Republican Party - Vote for not more than 1

Choice	Party	Election Day Voting		Total	
Mike Bohnet		283	100.00%	283	100.00%
	Cast Votes:	283	100.00%	283	100.00%

Treasurer - Republican Party - Vote for not more than 1

Choice	Party	Election Day Voting		Total	
Josh Bice		275	100.00%	275	100.00%
	Cast Votes:	275	100.00%	275	100.00%

Trustee - Republican Party - Vote for not more than 2

Choice	Party	Election Day Voting		Total	
Steve Meckley		294	98.66%	294	98.66%
Richard LaRowe (W)		4	1.34%	4	1.34%
	Cast Votes:	298	100.00%	298	100.00%

Somerset Township, Precinct 2 — 593 of 1,940 registered voters = 30.57%

Delegate to County Convention - Republican Party - Vote for not more than 6

Choice	Party	Election Day Voting		Total	
Connie R. Gale		180	24.83%	180	24.83%
Fred Johnson		166	22.90%	166	22.90%
Denise Magewick-Schlotz		150	20.69%	150	20.69%
Jon Smith		219	30.21%	219	30.21%
Jessica Hanna (W)		4	0.55%	4	0.55%
Michael Hanna (W)		4	0.55%	4	0.55%
Michelle Smith (W)		2	0.28%	2	0.28%
	Cast Votes:	725	100.00%	725	100.00%

Wheatland Township, Precinct 1

375 of 996 registered voters = 37.65%

United States Senator - Democratic Party - Vote for not more than 1

Choice	Party	Election Day Voting		Total	
Gary Peters		41	100.00%	41	100.00%
	Cast Votes:	41	100.00%	41	100.00%

Representative in Congress 7th District - Democratic Party - Vote for not more than 1

Choice	Party	Election Day Voting		Total	
Gretchen D. Driskell		41	100.00%	41	100.00%
	Cast Votes:	41	100.00%	41	100.00%

Representative in State Legislature 58th District - Democratic Party - Vote for not more than 1

Choice	Party	Election Day Voting		Total	
Tamara C. Barnes		33	80.49%	33	80.49%
Steven Sowards		8	19.51%	8	19.51%
	Cast Votes:	41	100.00%	41	100.00%

Prosecuting Attorney - Democratic Party - Vote for not more than 1

Choice	Party	Election Day Voting		Total	
		0	0.00%	0	0.00%
	Cast Votes:	0	0.00%	0	0.00%

Sheriff - Democratic Party - Vote for not more than 1

Choice	Party	Election Day Voting		Total	
Wes Ludeker (W)		6	100.00%	6	100.00%
	Cast Votes:	6	100.00%	6	100.00%

Clerk - Democratic Party - Vote for not more than 1

Choice	Party	Election Day Voting		Total	
		0	0.00%	0	0.00%
	Cast Votes:	0	0.00%	0	0.00%

Wheatland Township, Precinct 1 375 of 996 registered voters = 37.65%

Treasurer - Democratic Party - Vote for not more than 1

Choice	Party	Election Day Voting		Total	
		0	0.00%	0	0.00%
	Cast Votes:	0	0.00%	0	0.00%

Register of Deeds - Democratic Party - Vote for not more than 1

Choice	Party	Election Day Voting		Total	
		0	0.00%	0	0.00%
	Cast Votes:	0	0.00%	0	0.00%

County Road Commissioner - Democratic Party - Vote for not more than 1

Choice	Party	Election Day Voting		Total	
		0	0.00%	0	0.00%
	Cast Votes:	0	0.00%	0	0.00%

United States Senator - Republican Party - Vote for not more than 1

Choice	Party	Election Day Voting		Total	
John James		270	100.00%	270	100.00%
	Cast Votes:	270	100.00%	270	100.00%

Representative in Congress 7th District - Republican Party - Vote for not more than 1

Choice	Party	Election Day Voting		Total	
Tim Walberg		272	100.00%	272	100.00%
	Cast Votes:	272	100.00%	272	100.00%

Representative in State Legislature 58th District - Republican Party - Vote for not more than 1

Choice	Party	Election Day Voting		Total	
Andrew Fink		97	33.45%	97	33.45%
Adam Stockford		56	19.31%	56	19.31%
Andy Welden		85	29.31%	85	29.31%
Daren Wiseley		52	17.93%	52	17.93%
	Cast Votes:	290	100.00%	290	100.00%

Wheatland Township, Precinct 1

375 of 996 registered voters = 37.65%

Prosecuting Attorney - Republican Party - Vote for not more than 1

Choice	Party	Election Day Voting		Total	
Neal A. Brady		243	100.00%	243	100.00%
	Cast Votes:	243	100.00%	243	100.00%

Sheriff - Republican Party - Vote for not more than 1

Choice	Party	Election Day Voting		Total	
Carl Albright		80	27.21%	80	27.21%
Scott Hodshire		92	31.29%	92	31.29%
Jon Paul Rutan		122	41.50%	122	41.50%
	Cast Votes:	294	100.00%	294	100.00%

Clerk - Republican Party - Vote for not more than 1

Choice	Party	Election Day Voting		Total	
Marney Kast		254	100.00%	254	100.00%
	Cast Votes:	254	100.00%	254	100.00%

Treasurer - Republican Party - Vote for not more than 1

Choice	Party	Election Day Voting		Total	
Stephenie Kyser		245	100.00%	245	100.00%
	Cast Votes:	245	100.00%	245	100.00%

Register of Deeds - Republican Party - Vote for not more than 1

Choice	Party	Election Day Voting		Total	
Bambi L. Somerlott		249	100.00%	249	100.00%
	Cast Votes:	249	100.00%	249	100.00%

County Road Commissioner - Republican Party - Vote for not more than 1

Choice	Party	Election Day Voting		Total	
Gary A. Leininger		79	29.26%	79	29.26%
Chris Myers		42	15.56%	42	15.56%
Aaron Siegel		149	55.19%	149	55.19%
	Cast Votes:	270	100.00%	270	100.00%

Wheatland Township, Precinct 1 375 of 996 registered voters = 37.65%

Judge of District Court 2B District Non-Incumbent Position 6 Year Term - Nonpartisan Party - Vote for not more than 1

Choice	Party	Election Day Voting		Total	
Kimm Burger		76	27.94%	76	27.94%
Brendan Sanger		91	33.46%	91	33.46%
Megan R.M. Stiverson		105	38.60%	105	38.60%
	Cast Votes:	272	100.00%	272	100.00%

Hudson Area Schools Operating Millage Renewal Proposal - Nonpartisan Party

Choice	Party	Election Day Voting		Total	
Yes		44	55.70%	44	55.70%
No		35	44.30%	35	44.30%
	Cast Votes:	79	100.00%	79	100.00%

North Adams-Jerome Public Schools Bonding Proposal - Nonpartisan Party

Choice	Party	Election Day Voting		Total	
Yes		33	51.56%	33	51.56%
No		31	48.44%	31	48.44%
	Cast Votes:	64	100.00%	64	100.00%

Addison Community Schools Operating Millage Renewal Proposal - Nonpartisan Party

Choice	Party	Election Day Voting		Total	
Yes		65	59.09%	65	59.09%
No		45	40.91%	45	40.91%
	Cast Votes:	110	100.00%	110	100.00%

Drain Commissioner - Democratic Party - Vote for not more than 1

Choice	Party	Election Day Voting		Total	
		0	0.00%	0	0.00%
	Cast Votes:	0	0.00%	0	0.00%

Surveyor - Democratic Party - Vote for not more than 1

Choice	Party	Election Day Voting		Total	
		0	0.00%	0	0.00%
	Cast Votes:	0	0.00%	0	0.00%

Wheatland Township, Precinct 1

375 of 996 registered voters = 37.65%

County Commissioner 5th District - Democratic Party - Vote for not more than 1

Choice	Party	Election Day Voting		Total	
		0	0.00%	0	0.00%
	Cast Votes:	0	0.00%	0	0.00%

Supervisor - Democratic Party - Vote for not more than 1

Choice	Party	Election Day Voting		Total	
		0	0.00%	0	0.00%
	Cast Votes:	0	0.00%	0	0.00%

Clerk - Democratic Party - Vote for not more than 1

Choice	Party	Election Day Voting		Total	
		0	0.00%	0	0.00%
	Cast Votes:	0	0.00%	0	0.00%

Treasurer - Democratic Party - Vote for not more than 1

Choice	Party	Election Day Voting		Total	
		0	0.00%	0	0.00%
	Cast Votes:	0	0.00%	0	0.00%

Trustee - Democratic Party - Vote for not more than 2

Choice	Party	Election Day Voting		Total	
		0	0.00%	0	0.00%
	Cast Votes:	0	0.00%	0	0.00%

Delegate to County Convention - Democratic Party - Vote for not more than 3

Choice	Party	Election Day Voting		Total	
		0	0.00%	0	0.00%
	Cast Votes:	0	0.00%	0	0.00%

Drain Commissioner - Republican Party - Vote for not more than 1

Choice	Party	Election Day Voting		Total	
Matt Word		244	100.00%	244	100.00%
	Cast Votes:	244	100.00%	244	100.00%

Wheatland Township, Precinct 1 375 of 996 registered voters = 37.65%

Surveyor - Republican Party - Vote for not more than 1

Choice	Party	Election Day Voting		Total	
Michael Lodzinski		233	100.00%	233	100.00%
	Cast Votes:	233	100.00%	233	100.00%

County Commissioner Sth District - Republican Party - Vote for not more than 1

Choice	Party	Election Day Voting		Total	
Namrata P. Carolan		89	34.90%	89	34.90%
Brent A. Leininger		97	38.04%	97	38.04%
Jon Smith		69	27.06%	69	27.06%
	Cast Votes:	255	100.00%	255	100.00%

Supervisor - Republican Party - Vote for not more than 1

Choice	Party	Election Day Voting		Total	
David Stone		225	100.00%	225	100.00%
	Cast Votes:	225	100.00%	225	100.00%

Clerk - Republican Party - Vote for not more than 1

Choice	Party	Election Day Voting		Total	
Dawn J. Johnson		247	100.00%	247	100.00%
	Cast Votes:	247	100.00%	247	100.00%

Treasurer - Republican Party - Vote for not more than 1

Choice	Party	Election Day Voting		Total	
Laticia Letherer		228	100.00%	228	100.00%
	Cast Votes:	228	100.00%	228	100.00%

Trustee - Republican Party - Vote for not more than 2

Choice	Party	Election Day Voting		Total	
John Reed		189	52.79%	189	52.79%
Mark Reister		169	47.21%	169	47.21%
	Cast Votes:	358	100.00%	358	100.00%

Wheatland Township, Precinct 1

375 of 996 registered voters = 37.65%

Delegate to County Convention - Republican Party - Vote for not more than 4

Choice	Party	Election Day Voting		Total	
		0	0.00%	0	0.00%
	Cast Votes:	0	0.00%	0	0.00%

Woodbridge Township, Precinct 1 279 of 707 registered voters = 39.46%

United States Senator - Democratic Party - Vote for not more than 1

Choice	Party	Election Day Voting		Total	
Gary Peters		20	100.00%	20	100.00%
	Cast Votes:	20	100.00%	20	100.00%

Representative in Congress 7th District - Democratic Party - Vote for not more than 1

Choice	Party	Election Day Voting		Total	
Gretchen D. Driskell		17	100.00%	17	100.00%
	Cast Votes:	17	100.00%	17	100.00%

Representative in State Legislature 58th District - Democratic Party - Vote for not more than 1

Choice	Party	Election Day Voting		Total	
Tamara C. Barnes		17	89.47%	17	89.47%
Steven Sowards		2	10.53%	2	10.53%
	Cast Votes:	19	100.00%	19	100.00%

Prosecuting Attorney - Democratic Party - Vote for not more than 1

Choice	Party	Election Day Voting		Total	
		0	0.00%	0	0.00%
	Cast Votes:	0	0.00%	0	0.00%

Sheriff - Democratic Party - Vote for not more than 1

Choice	Party	Election Day Voting		Total	
Wes Ludeker (W)		1	100.00%	1	100.00%
	Cast Votes:	1	100.00%	1	100.00%

Clerk - Democratic Party - Vote for not more than 1

Choice	Party	Election Day Voting		Total	
		0	0.00%	0	0.00%
	Cast Votes:	0	0.00%	0	0.00%

Woodbridge Township, Precinct 1 — 279 of 707 registered voters = 39.46%

Treasurer - Democratic Party - Vote for not more than 1

Choice	Party	Election Day Voting		Total	
		0	0.00%	0	0.00%
	Cast Votes:	0	0.00%	0	0.00%

Register of Deeds - Democratic Party - Vote for not more than 1

Choice	Party	Election Day Voting		Total	
		0	0.00%	0	0.00%
	Cast Votes:	0	0.00%	0	0.00%

County Road Commissioner - Democratic Party - Vote for not more than 1

Choice	Party	Election Day Voting		Total	
		0	0.00%	0	0.00%
	Cast Votes:	0	0.00%	0	0.00%

United States Senator - Republican Party - Vote for not more than 1

Choice	Party	Election Day Voting		Total	
John James		216	100.00%	216	100.00%
	Cast Votes:	216	100.00%	216	100.00%

Representative in Congress 7th District - Republican Party - Vote for not more than 1

Choice	Party	Election Day Voting		Total	
Tim Walberg		220	100.00%	220	100.00%
	Cast Votes:	220	100.00%	220	100.00%

Representative in State Legislature 58th District - Republican Party - Vote for not more than 1

Choice	Party	Election Day Voting		Total	
Andrew Fink		105	43.03%	105	43.03%
Adam Stockford		70	28.69%	70	28.69%
Andy Welden		38	15.57%	38	15.57%
Daren Wiseley		31	12.70%	31	12.70%
	Cast Votes:	244	100.00%	244	100.00%

Woodbridge Township, Precinct 1 — 279 of 707 registered voters = 39.46%

Prosecuting Attorney - Republican Party - Vote for not more than 1

Choice	Party	Election Day Voting		Total	
Neal A. Brady		209	100.00%	209	100.00%
	Cast Votes:	209	100.00%	209	100.00%

Sheriff - Republican Party - Vote for not more than 1

Choice	Party	Election Day Voting		Total	
Carl Albright		58	23.39%	58	23.39%
Scott Hodshire		108	43.55%	108	43.55%
Jon Paul Rutan		82	33.06%	82	33.06%
	Cast Votes:	248	100.00%	248	100.00%

Clerk - Republican Party - Vote for not more than 1

Choice	Party	Election Day Voting		Total	
Marney Kast		220	100.00%	220	100.00%
	Cast Votes:	220	100.00%	220	100.00%

Treasurer - Republican Party - Vote for not more than 1

Choice	Party	Election Day Voting		Total	
Stephenie Kyser		214	100.00%	214	100.00%
	Cast Votes:	214	100.00%	214	100.00%

Register of Deeds - Republican Party - Vote for not more than 1

Choice	Party	Election Day Voting		Total	
Bambi L. Somerlott		216	100.00%	216	100.00%
	Cast Votes:	216	100.00%	216	100.00%

County Road Commissioner - Republican Party - Vote for not more than 1

Choice	Party	Election Day Voting		Total	
Gary A. Leininger		90	38.14%	90	38.14%
Chris Myers		31	13.14%	31	13.14%
Aaron Siegel		115	48.73%	115	48.73%
	Cast Votes:	236	100.00%	236	100.00%

Woodbridge Township, Precinct 1 — 279 of 707 registered voters = 39.46%

Judge of District Court 2B District Non-Incumbent Position 6 Year Term - Nonpartisan Party - Vote for not more than 1

Choice	Party	Election Day Voting		Total	
Kimm Burger		74	35.58%	74	35.58%
Brendan Sanger		65	31.25%	65	31.25%
Megan R.M. Stiverson		69	33.17%	69	33.17%
	Cast Votes:	208	100.00%	208	100.00%

Drain Commissioner - Democratic Party - Vote for not more than 1

Choice	Party	Election Day Voting		Total	
		0	0.00%	0	0.00%
	Cast Votes:	0	0.00%	0	0.00%

Surveyor - Democratic Party - Vote for not more than 1

Choice	Party	Election Day Voting		Total	
		0	0.00%	0	0.00%
	Cast Votes:	0	0.00%	0	0.00%

County Commissioner 4th District - Democratic Party - Vote for not more than 1

Choice	Party	Election Day Voting		Total	
		0	0.00%	0	0.00%
	Cast Votes:	0	0.00%	0	0.00%

Supervisor - Democratic Party - Vote for not more than 1

Choice	Party	Election Day Voting		Total	
		0	0.00%	0	0.00%
	Cast Votes:	0	0.00%	0	0.00%

Clerk - Democratic Party - Vote for not more than 1

Choice	Party	Election Day Voting		Total	
		0	0.00%	0	0.00%
	Cast Votes:	0	0.00%	0	0.00%

Woodbridge Township, Precinct 1 279 of 707 registered voters = 39.46%

Treasurer - Democratic Party - Vote for not more than 1

Choice	Party	Election Day Voting		Total	
		0	0.00%	0	0.00%
	Cast Votes:	0	0.00%	0	0.00%

Trustee - Democratic Party - Vote for not more than 2

Choice	Party	Election Day Voting		Total	
		0	0.00%	0	0.00%
	Cast Votes:	0	0.00%	0	0.00%

Delegate to County Convention - Democratic Party - Vote for not more than 1

Choice	Party	Election Day Voting		Total	
		0	0.00%	0	0.00%
	Cast Votes:	0	0.00%	0	0.00%

Drain Commissioner - Republican Party - Vote for not more than 1

Choice	Party	Election Day Voting		Total	
Matt Word		213	100.00%	213	100.00%
	Cast Votes:	213	100.00%	213	100.00%

Surveyor - Republican Party - Vote for not more than 1

Choice	Party	Election Day Voting		Total	
Michael Lodzinski		195	100.00%	195	100.00%
	Cast Votes:	195	100.00%	195	100.00%

County Commissioner 4th District - Republican Party - Vote for not more than 1

Choice	Party	Election Day Voting		Total	
Brad Benzing		189	100.00%	189	100.00%
	Cast Votes:	189	100.00%	189	100.00%

Supervisor - Republican Party - Vote for not more than 1

Choice	Party	Election Day Voting		Total	
Lance Lashaway		77	33.48%	77	33.48%
Kevin Willard Vincent		153	66.52%	153	66.52%
	Cast Votes:	230	100.00%	230	100.00%

Woodbridge Township, Precinct 1

279 of 707 registered voters = 39.46%

Clerk - Republican Party - Vote for not more than 1

Choice	Party	Election Day Voting		Total	
Martha J. Crow		213	100.00%	213	100.00%
	Cast Votes:	213	100.00%	213	100.00%

Treasurer - Republican Party - Vote for not more than 1

Choice	Party	Election Day Voting		Total	
Grace Reed		207	100.00%	207	100.00%
	Cast Votes:	207	100.00%	207	100.00%

Trustee - Republican Party - Vote for not more than 2

Choice	Party	Election Day Voting		Total	
Max Moore		170	48.99%	170	48.99%
Charles Watkins		177	51.01%	177	51.01%
	Cast Votes:	347	100.00%	347	100.00%

Delegate to County Convention - Republican Party - Vote for not more than 3

Choice	Party	Election Day Voting		Total	
Lance Lashaway		161	94.15%	161	94.15%
John Schelling (W)		7	4.09%	7	4.09%
Lacie Fish (W)		3	1.75%	3	1.75%
	Cast Votes:	171	100.00%	171	100.00%

Wright Township, Precinct 1 383 of 1,168 registered voters = 32.79%

United States Senator - Democratic Party - Vote for not more than 1

Choice	Party	Election Day Voting		Total	
Gary Peters		53	100.00%	53	100.00%
	Cast Votes:	53	100.00%	53	100.00%

Representative in Congress 7th District - Democratic Party - Vote for not more than 1

Choice	Party	Election Day Voting		Total	
Gretchen D. Driskell		50	100.00%	50	100.00%
	Cast Votes:	50	100.00%	50	100.00%

Representative in State Legislature 58th District - Democratic Party - Vote for not more than 1

Choice	Party	Election Day Voting		Total	
Tamara C. Barnes		43	82.69%	43	82.69%
Steven Sowards		9	17.31%	9	17.31%
	Cast Votes:	52	100.00%	52	100.00%

Prosecuting Attorney - Democratic Party - Vote for not more than 1

Choice	Party	Election Day Voting		Total	
		0	0.00%	0	0.00%
	Cast Votes:	0	0.00%	0	0.00%

Sheriff - Democratic Party - Vote for not more than 1

Choice	Party	Election Day Voting		Total	
Wes Ludeker (W)		18	100.00%	18	100.00%
	Cast Votes:	18	100.00%	18	100.00%

Clerk - Democratic Party - Vote for not more than 1

Choice	Party	Election Day Voting		Total	
		0	0.00%	0	0.00%
	Cast Votes:	0	0.00%	0	0.00%

Wright Township, Precinct 1

383 of 1,168 registered voters = 32.79%

Treasurer - Democratic Party - Vote for not more than 1

Choice	Party	Election Day	Voting		Total
		0	0.00%	0	0.00%
	Cast Votes:	0	0.00%	0	0.00%

Register of Deeds - Democratic Party - Vote for not more than 1

Choice	Party	Election Day	Voting		Total
		0	0.00%	0	0.00%
	Cast Votes:	0	0.00%	0	0.00%

County Road Commissioner - Democratic Party - Vote for not more than 1

Choice	Party	Election Day	Voting		Total
		0	0.00%	0	0.00%
	Cast Votes:	0	0.00%	0	0.00%

United States Senator - Republican Party - Vote for not more than 1

Choice	Party	Election Day	Voting		Total
John James		270	100.00%	270	100.00%
	Cast Votes:	270	100.00%	270	100.00%

Representative in Congress 7th District - Republican Party - Vote for not more than 1

Choice	Party	Election Day	Voting		Total
Tim Walberg		266	100.00%	266	100.00%
	Cast Votes:	266	100.00%	266	100.00%

Representative in State Legislature 58th District - Republican Party - Vote for not more than 1

Choice	Party	Election Day	Voting		Total
Andrew Fink		108	36.12%	108	36.12%
Adam Stockford		59	19.73%	59	19.73%
Andy Welden		87	29.10%	87	29.10%
Daren Wiseley		45	15.05%	45	15.05%
	Cast Votes:	299	100.00%	299	100.00%

Wright Township, Precinct 1 383 of 1,168 registered voters = 32.79%

Prosecuting Attorney - Republican Party - Vote for not more than 1

Choice	Party	Election Day Voting		Total	
Neal A. Brady		257	100.00%	257	100.00%
	Cast Votes:	257	100.00%	257	100.00%

Sheriff - Republican Party - Vote for not more than 1

Choice	Party	Election Day Voting		Total	
Carl Albright		79	27.15%	79	27.15%
Scott Hodshire		113	38.83%	113	38.83%
Jon Paul Rutan		99	34.02%	99	34.02%
	Cast Votes:	291	100.00%	291	100.00%

Clerk - Republican Party - Vote for not more than 1

Choice	Party	Election Day Voting		Total	
Marney Kast		255	100.00%	255	100.00%
	Cast Votes:	255	100.00%	255	100.00%

Treasurer - Republican Party - Vote for not more than 1

Choice	Party	Election Day Voting		Total	
Stephenie Kyser		247	100.00%	247	100.00%
	Cast Votes:	247	100.00%	247	100.00%

Register of Deeds - Republican Party - Vote for not more than 1

Choice	Party	Election Day Voting		Total	
Bambi L. Somerlott		249	100.00%	249	100.00%
	Cast Votes:	249	100.00%	249	100.00%

County Road Commissioner - Republican Party - Vote for not more than 1

Choice	Party	Election Day Voting		Total	
Gary A. Leininger		85	28.15%	85	28.15%
Chris Myers		24	7.95%	24	7.95%
Aaron Siegel		193	63.91%	193	63.91%
	Cast Votes:	302	100.00%	302	100.00%

Wright Township, Precinct 1 383 of 1,168 registered voters = 32.79%

Judge of District Court 2B District Non-Incumbent Position 6 Year Term - Nonpartisan Party - Vote for not more than 1

Choice	Party	Election Day Voting		Total	
Kimm Burger		65	21.45%	65	21.45%
Brendan Sanger		101	33.33%	101	33.33%
Megan R.M. Stiverson		137	45.21%	137	45.21%
	Cast Votes:	303	100.00%	303	100.00%

Roads and Bridges Millage Renewal Proposal - Nonpartisan Party

Choice	Party	Election Day Voting		Total	
Yes		225	65.41%	225	65.41%
No		119	34.59%	119	34.59%
	Cast Votes:	344	100.00%	344	100.00%

Hudson Area Schools Operating Millage Renewal Proposal - Nonpartisan Party

Choice	Party	Election Day Voting		Total	
Yes		5	55.56%	5	55.56%
No		4	44.44%	4	44.44%
	Cast Votes:	9	100.00%	9	100.00%

Drain Commissioner - Democratic Party - Vote for not more than 1

Choice	Party	Election Day Voting		Total	
		0	0.00%	0	0.00%
	Cast Votes:	0	0.00%	0	0.00%

Surveyor - Democratic Party - Vote for not more than 1

Choice	Party	Election Day Voting		Total	
		0	0.00%	0	0.00%
	Cast Votes:	0	0.00%	0	0.00%

County Commissioner 5th District - Democratic Party - Vote for not more than 1

Choice	Party	Election Day Voting		Total	
		0	0.00%	0	0.00%
	Cast Votes:	0	0.00%	0	0.00%

Wright Township, Precinct 1 383 of 1,168 registered voters = 32.79%

Supervisor - Democratic Party - Vote for not more than 1

Choice	Party	Election Day Voting		Total	
		0	0.00%	0	0.00%
	Cast Votes:	0	0.00%	0	0.00%

Clerk - Democratic Party - Vote for not more than 1

Choice	Party	Election Day Voting		Total	
		0	0.00%	0	0.00%
	Cast Votes:	0	0.00%	0	0.00%

Treasurer - Democratic Party - Vote for not more than 1

Choice	Party	Election Day Voting		Total	
		0	0.00%	0	0.00%
	Cast Votes:	0	0.00%	0	0.00%

Trustee - Democratic Party - Vote for not more than 2

Choice	Party	Election Day Voting		Total	
		0	0.00%	0	0.00%
	Cast Votes:	0	0.00%	0	0.00%

Delegate to County Convention - Democratic Party - Vote for not more than 3

Choice	Party	Election Day Voting		Total	
		0	0.00%	0	0.00%
	Cast Votes:	0	0.00%	0	0.00%

Drain Commissioner - Republican Party - Vote for not more than 1

Choice	Party	Election Day Voting		Total	
Matt Word		251	100.00%	251	100.00%
	Cast Votes:	251	100.00%	251	100.00%

Surveyor - Republican Party - Vote for not more than 1

Choice	Party	Election Day Voting		Total	
Michael Lodzinski		239	100.00%	239	100.00%
	Cast Votes:	239	100.00%	239	100.00%

Wright Township, Precinct 1 — 383 of 1,168 registered voters = 32.79%

County Commissioner 5th District - Republican Party - Vote for not more than 1

Choice	Party	Election Day Voting		Total	
Namrata P. Carolan		59	21.45%	59	21.45%
Brent A. Leininger		135	49.09%	135	49.09%
Jon Smith		81	29.45%	81	29.45%
	Cast Votes:	275	100.00%	275	100.00%

Supervisor - Republican Party - Vote for not more than 1

Choice	Party	Election Day Voting		Total	
Frederick J. Horwath		264	100.00%	264	100.00%
	Cast Votes:	264	100.00%	264	100.00%

Clerk - Republican Party - Vote for not more than 1

Choice	Party	Election Day Voting		Total	
Maghann Zimmerman		265	100.00%	265	100.00%
	Cast Votes:	265	100.00%	265	100.00%

Treasurer - Republican Party - Vote for not more than 1

Choice	Party	Election Day Voting		Total	
Donald Achenbach		242	100.00%	242	100.00%
	Cast Votes:	242	100.00%	242	100.00%

Trustee - Republican Party - Vote for not more than 2

Choice	Party	Election Day Voting		Total	
W. Thomas Kushmaul		197	52.39%	197	52.39%
William E. White, I		179	47.61%	179	47.61%
	Cast Votes:	376	100.00%	376	100.00%

Wright Township, Precinct 1 383 of 1,168 registered voters = 32.79%

Delegate to County Convention - Republican Party - Vote for not more than 5

Choice	Party	Election Day Voting		Total	
Bonnie Leininger (W)		8	19.05%	8	19.05%
Brent Leininger (W)		10	23.81%	10	23.81%
Gary Leininger (W)		9	21.43%	9	21.43%
Holly Leininger (W)		8	19.05%	8	19.05%
Maxine Vanlerberg (W)		7	16.67%	7	16.67%
	Cast Votes:	42	100.00%	42	100.00%

*** End of report ***

County Prosecuting Attorney for Houghton County (DEM) (Vote for 1)
DEM

Precinct	Times Cast	Registered Voters
County		
Houghton County Michigan		
City of Hancock, Precinct 1	297	984
City of Hancock, Precinct 2	355	1,277
City of Hancock, Precinct 3	342	1,087
City of Houghton, Precinct 1	543	1,156
City of Houghton, Precinct 2	582	1,522
Adams Township, Precinct 1	527	1,881
Calumet Charter Township, Precinct 1	509	1,586
Calumet Charter Township, Precinct 2	344	1,265
Calumet Charter Township, Precinct 5	130	583
Calumet Charter Township, Precinct 9	429	1,507
Chassell Township, Precinct 1	604	1,510
Duncan Township, Precinct 1	36	111
Duncan Township, Precinct 2	51	100
Elm River Township, Precinct 1	89	201
Franklin Township, Precinct 1	207	716
Franklin Township, Precinct 2	108	343
Hancock Township, Precinct 1	143	373
Laird Township, Precinct 1	186	412
Osceola Township, Precinct 1	144	382
Osceola Township, Precinct 2	211	699
Osceola Township, Precinct 4	110	332
Portage Township, Precinct 2	685	1,940
Portage Township, Precinct 4	212	588

Precinct	Brittany Bulleit		Total Votes	Unresolved Write-In
County				
Houghton County Michigan				
City of Hancock, Precinct 1	145	100.00%	145	0
City of Hancock, Precinct 2	156	100.00%	156	0
City of Hancock, Precinct 3	128	100.00%	128	0
City of Houghton, Precinct 1	262	100.00%	262	0
City of Houghton, Precinct 2	325	100.00%	325	0
Adams Township, Precinct 1	211	100.00%	211	0
Calumet Charter Township, Precinct 1	198	100.00%	198	0
Calumet Charter Township, Precinct 2	87	100.00%	87	0
Calumet Charter Township, Precinct 5	45	100.00%	45	0
Calumet Charter Township, Precinct 9	151	100.00%	151	0
Chassell Township, Precinct 1	158	100.00%	158	0
Duncan Township, Precinct 1	14	100.00%	14	0
Duncan Township, Precinct 2	17	100.00%	17	0
Elm River Township, Precinct 1	37	100.00%	37	0
Franklin Township, Precinct 1	58	100.00%	58	0
Franklin Township, Precinct 2	38	100.00%	38	0
Hancock Township, Precinct 1	47	100.00%	47	0
Laird Township, Precinct 1	44	100.00%	44	0
Osceola Township, Precinct 1	47	100.00%	47	0
Osceola Township, Precinct 2	70	100.00%	70	0
Osceola Township, Precinct 4	36	100.00%	36	0
Portage Township, Precinct 2	253	100.00%	253	0
Portage Township, Precinct 4	91	100.00%	91	0

Precinct	Times Cast	Registered Voters
Quincy Township, Precinct 1	73	233
Schoolcraft Township, Precinct 1	496	1,559
Stanton Township, Precinct 1	413	1,113
Stanton Township, Precinct 2	66	136
Torch Lake Township, Precinct 1	314	943
Torch Lake Township, Precinct 2	300	692
Houghton County Michigan - Total	8,506	25,231
Cumulative		
Cumulative	0	0
Cumulative - Total	0	0
County - Total	8,506	25,231

Precinct	Brittany Bulleit		Total Votes	Unresolved Write-In
Quincy Township, Precinct 1	15	100.00%	15	0
Schoolcraft Township, Precinct 1	138	100.00%	138	0
Stanton Township, Precinct 1	133	100.00%	133	0
Stanton Township, Precinct 2	30	100.00%	30	0
Torch Lake Township, Precinct 1	102	100.00%	102	0
Torch Lake Township, Precinct 2	91	100.00%	91	0
Houghton County Michigan - Total	3,127	100.00%	3,127	0
Cumulative				
Cumulative	0		0	0
Cumulative - Total	0		0	0
County - Total	3,127	100.00%	3,127	0

County Sheriff for Houghton County (DEM) (Vote for 1)
DEM

Precinct	Times Cast	Registered Voters
County		
Houghton County Michigan		
City of Hancock, Precinct 1	297	984
City of Hancock, Precinct 2	355	1,277
City of Hancock, Precinct 3	342	1,087
City of Houghton, Precinct 1	543	1,156
City of Houghton, Precinct 2	582	1,522
Adams Township, Precinct 1	527	1,881
Calumet Charter Township, Precinct 1	509	1,586
Calumet Charter Township, Precinct 2	344	1,265
Calumet Charter Township, Precinct 5	130	583
Calumet Charter Township, Precinct 9	429	1,507
Chassell Township, Precinct 1	604	1,510
Duncan Township, Precinct 1	36	111
Duncan Township, Precinct 2	51	100
Elm River Township, Precinct 1	89	201
Franklin Township, Precinct 1	207	716
Franklin Township, Precinct 2	108	343
Hancock Township, Precinct 1	143	373
Laird Township, Precinct 1	186	412
Osceola Township, Precinct 1	144	382
Osceola Township, Precinct 2	211	699
Osceola Township, Precinct 4	110	332
Portage Township, Precinct 2	685	1,940
Portage Township, Precinct 4	212	588

Precinct	Total Votes	Unresolved Write-In
County		
Houghton County Michigan		
City of Hancock, Precinct 1	0	23
City of Hancock, Precinct 2	0	20
City of Hancock, Precinct 3	0	18
City of Houghton, Precinct 1	0	26
City of Houghton, Precinct 2	0	42
Adams Township, Precinct 1	0	27
Calumet Charter Township, Precinct 1	0	22
Calumet Charter Township, Precinct 2	0	14
Calumet Charter Township, Precinct 5	0	4
Calumet Charter Township, Precinct 9	0	13
Chassell Township, Precinct 1	0	20
Duncan Township, Precinct 1	0	0
Duncan Township, Precinct 2	0	2
Elm River Township, Precinct 1	0	3
Franklin Township, Precinct 1	0	13
Franklin Township, Precinct 2	0	6
Hancock Township, Precinct 1	0	5
Laird Township, Precinct 1	0	3
Osceola Township, Precinct 1	0	2
Osceola Township, Precinct 2	0	9
Osceola Township, Precinct 4	0	13
Portage Township, Precinct 2	0	42
Portage Township, Precinct 4	0	4

Precinct	Times Cast	Registered Voters	Total Votes	Unresolved Write-In
Quincy Township, Precinct 1	73	233	0	5
Schoolcraft Township, Precinct 1	496	1,559	0	20
Stanton Township, Precinct 1	413	1,113	0	13
Stanton Township, Precinct 2	66	136	0	5
Torch Lake Township, Precinct 1	314	943	0	14
Torch Lake Township, Precinct 2	300	692	0	6
Houghton County Michigan - Total	8,506	25,231	0	394
Cumulative				
Cumulative	0	0	0	0
Cumulative - Total	0	0	0	0
County - Total	8,506	25,231	0	394

County Clerk for Houghton County (DEM) (Vote for 1)
DEM

Precinct	Times Cast	Registered Voters
County		
Houghton County Michigan		
City of Hancock, Precinct 1	297	984
City of Hancock, Precinct 2	355	1,277
City of Hancock, Precinct 3	342	1,087
City of Houghton, Precinct 1	543	1,156
City of Houghton, Precinct 2	582	1,522
Adams Township, Precinct 1	527	1,881
Calumet Charter Township, Precinct 1	509	1,586
Calumet Charter Township, Precinct 2	344	1,265
Calumet Charter Township, Precinct 5	130	583
Calumet Charter Township, Precinct 9	429	1,507
Chassell Township, Precinct 1	604	1,510
Duncan Township, Precinct 1	36	111
Duncan Township, Precinct 2	51	100
Elm River Township, Precinct 1	89	201
Franklin Township, Precinct 1	207	716
Franklin Township, Precinct 2	108	343
Hancock Township, Precinct 1	143	373
Laird Township, Precinct 1	186	412
Osceola Township, Precinct 1	144	382
Osceola Township, Precinct 2	211	699
Osceola Township, Precinct 4	110	332
Portage Township, Precinct 2	685	1,940
Portage Township, Precinct 4	212	588

Precinct	Jennifer Kelly		Total Votes	Unresolved Write-In
County				
Houghton County Michigan				
City of Hancock, Precinct 1	148	100.00%	148	1
City of Hancock, Precinct 2	156	100.00%	156	1
City of Hancock, Precinct 3	131	100.00%	131	0
City of Houghton, Precinct 1	266	100.00%	266	0
City of Houghton, Precinct 2	321	100.00%	321	0
Adams Township, Precinct 1	220	100.00%	220	1
Calumet Charter Township, Precinct 1	198	100.00%	198	0
Calumet Charter Township, Precinct 2	94	100.00%	94	0
Calumet Charter Township, Precinct 5	51	100.00%	51	0
Calumet Charter Township, Precinct 9	151	100.00%	151	0
Chassell Township, Precinct 1	161	100.00%	161	1
Duncan Township, Precinct 1	15	100.00%	15	0
Duncan Township, Precinct 2	19	100.00%	19	0
Elm River Township, Precinct 1	44	100.00%	44	0
Franklin Township, Precinct 1	63	100.00%	63	0
Franklin Township, Precinct 2	41	100.00%	41	0
Hancock Township, Precinct 1	49	100.00%	49	0
Laird Township, Precinct 1	47	100.00%	47	0
Osceola Township, Precinct 1	51	100.00%	51	0
Osceola Township, Precinct 2	72	100.00%	72	1
Osceola Township, Precinct 4	40	100.00%	40	0
Portage Township, Precinct 2	248	100.00%	248	1
Portage Township, Precinct 4	94	100.00%	94	0

Precinct	Times Cast	Registered Voters
Quincy Township, Precinct 1	73	233
Schoolcraft Township, Precinct 1	496	1,559
Stanton Township, Precinct 1	413	1,113
Stanton Township, Precinct 2	66	136
Torch Lake Township, Precinct 1	314	943
Torch Lake Township, Precinct 2	300	692
Houghton County Michigan - Total	8,506	25,231
Cumulative		
Cumulative	0	0
Cumulative - Total	0	0
County - Total	8,506	25,231

Precinct	Jennifer Kelly		Total Votes	Unresolved Write-In
Quincy Township, Precinct 1	18	100.00%	18	0
Schoolcraft Township, Precinct 1	154	100.00%	154	0
Stanton Township, Precinct 1	137	100.00%	137	0
Stanton Township, Precinct 2	32	100.00%	32	0
Torch Lake Township, Precinct 1	103	100.00%	103	0
Torch Lake Township, Precinct 2	94	100.00%	94	0
Houghton County Michigan - Total	3,218	100.00%	3,218	6
Cumulative				
Cumulative	0		0	0
Cumulative - Total	0		0	0
County - Total	3,218	100.00%	3,218	6

County Treasurer for Houghton County (DEM) (Vote for 1)
DEM

Precinct	Times Cast	Registered Voters
County		
Houghton County Michigan		
City of Hancock, Precinct 1	297	984
City of Hancock, Precinct 2	355	1,277
City of Hancock, Precinct 3	342	1,087
City of Houghton, Precinct 1	543	1,156
City of Houghton, Precinct 2	582	1,522
Adams Township, Precinct 1	527	1,881
Calumet Charter Township, Precinct 1	509	1,586
Calumet Charter Township, Precinct 2	344	1,265
Calumet Charter Township, Precinct 5	130	583
Calumet Charter Township, Precinct 9	429	1,507
Chassell Township, Precinct 1	604	1,510
Duncan Township, Precinct 1	36	111
Duncan Township, Precinct 2	51	100
Elm River Township, Precinct 1	89	201
Franklin Township, Precinct 1	207	716
Franklin Township, Precinct 2	108	343
Hancock Township, Precinct 1	143	373
Laird Township, Precinct 1	186	412
Osceola Township, Precinct 1	144	382
Osceola Township, Precinct 2	211	699
Osceola Township, Precinct 4	110	332
Portage Township, Precinct 2	685	1,940
Portage Township, Precinct 4	212	588

Precinct	Lisa A. Mattila		Total Votes	Unresolved Write-In
County				
Houghton County Michigan				
City of Hancock, Precinct 1	145	100.00%	145	1
City of Hancock, Precinct 2	157	100.00%	157	0
City of Hancock, Precinct 3	132	100.00%	132	0
City of Houghton, Precinct 1	262	100.00%	262	0
City of Houghton, Precinct 2	323	100.00%	323	0
Adams Township, Precinct 1	224	100.00%	224	1
Calumet Charter Township, Precinct 1	198	100.00%	198	0
Calumet Charter Township, Precinct 2	94	100.00%	94	0
Calumet Charter Township, Precinct 5	50	100.00%	50	0
Calumet Charter Township, Precinct 9	151	100.00%	151	0
Chassell Township, Precinct 1	162	100.00%	162	0
Duncan Township, Precinct 1	15	100.00%	15	0
Duncan Township, Precinct 2	19	100.00%	19	0
Elm River Township, Precinct 1	42	100.00%	42	0
Franklin Township, Precinct 1	59	100.00%	59	0
Franklin Township, Precinct 2	41	100.00%	41	0
Hancock Township, Precinct 1	48	100.00%	48	0
Laird Township, Precinct 1	46	100.00%	46	0
Osceola Township, Precinct 1	51	100.00%	51	0
Osceola Township, Precinct 2	74	100.00%	74	0
Osceola Township, Precinct 4	40	100.00%	40	0
Portage Township, Precinct 2	254	100.00%	254	0
Portage Township, Precinct 4	93	100.00%	93	0

Precinct	Times Cast	Registered Voters
Quincy Township, Precinct 1	73	233
Schoolcraft Township, Precinct 1	496	1,559
Stanton Township, Precinct 1	413	1,113
Stanton Township, Precinct 2	66	136
Torch Lake Township, Precinct 1	314	943
Torch Lake Township, Precinct 2	300	692
Houghton County Michigan - Total	8,506	25,231
Cumulative		
Cumulative	0	0
Cumulative - Total	0	0
County - Total	8,506	25,231

Precinct	Lisa A. Mattila		Total Votes	Unresolved Write-In
Quincy Township, Precinct 1	18	100.00%	18	0
Schoolcraft Township, Precinct 1	149	100.00%	149	0
Stanton Township, Precinct 1	135	100.00%	135	0
Stanton Township, Precinct 2	34	100.00%	34	0
Torch Lake Township, Precinct 1	101	100.00%	101	0
Torch Lake Township, Precinct 2	95	100.00%	95	0
Houghton County Michigan - Total	3,212	100.00%	3,212	2
Cumulative				
Cumulative	0		0	0
Cumulative - Total	0		0	0
County - Total	3,212	100.00%	3,212	2

County Mine Inspector for Houghton County (DEM) (Vote for 1)
DEM

Precinct	Times Cast	Registered Voters
County		
Houghton County Michigan		
City of Hancock, Precinct 1	297	984
City of Hancock, Precinct 2	355	1,277
City of Hancock, Precinct 3	342	1,087
City of Houghton, Precinct 1	543	1,156
City of Houghton, Precinct 2	582	1,522
Adams Township, Precinct 1	527	1,881
Calumet Charter Township, Precinct 1	509	1,586
Calumet Charter Township, Precinct 2	344	1,265
Calumet Charter Township, Precinct 5	130	583
Calumet Charter Township, Precinct 9	429	1,507
Chassell Township, Precinct 1	604	1,510
Duncan Township, Precinct 1	36	111
Duncan Township, Precinct 2	51	100
Elm River Township, Precinct 1	89	201
Franklin Township, Precinct 1	207	716
Franklin Township, Precinct 2	108	343
Hancock Township, Precinct 1	143	373
Laird Township, Precinct 1	186	412
Osceola Township, Precinct 1	144	382
Osceola Township, Precinct 2	211	699
Osceola Township, Precinct 4	110	332
Portage Township, Precinct 2	685	1,940
Portage Township, Precinct 4	212	588

Precinct	Murray Gillis		Total Votes	Unresolved Write-In
County				
Houghton County Michigan				
City of Hancock, Precinct 1	143	100.00%	143	1
City of Hancock, Precinct 2	154	100.00%	154	1
City of Hancock, Precinct 3	131	100.00%	131	0
City of Houghton, Precinct 1	261	100.00%	261	0
City of Houghton, Precinct 2	323	100.00%	323	0
Adams Township, Precinct 1	213	100.00%	213	1
Calumet Charter Township, Precinct 1	195	100.00%	195	0
Calumet Charter Township, Precinct 2	86	100.00%	86	0
Calumet Charter Township, Precinct 5	49	100.00%	49	0
Calumet Charter Township, Precinct 9	149	100.00%	149	0
Chassell Township, Precinct 1	155	100.00%	155	1
Duncan Township, Precinct 1	13	100.00%	13	0
Duncan Township, Precinct 2	18	100.00%	18	0
Elm River Township, Precinct 1	38	100.00%	38	0
Franklin Township, Precinct 1	59	100.00%	59	0
Franklin Township, Precinct 2	38	100.00%	38	0
Hancock Township, Precinct 1	48	100.00%	48	0
Laird Township, Precinct 1	46	100.00%	46	0
Osceola Township, Precinct 1	50	100.00%	50	0
Osceola Township, Precinct 2	70	100.00%	70	0
Osceola Township, Precinct 4	40	100.00%	40	0
Portage Township, Precinct 2	245	100.00%	245	1
Portage Township, Precinct 4	92	100.00%	92	0

Precinct	Times Cast	Registered Voters
Quincy Township, Precinct 1	73	233
Schoolcraft Township, Precinct 1	496	1,559
Stanton Township, Precinct 1	413	1,113
Stanton Township, Precinct 2	66	136
Torch Lake Township, Precinct 1	314	943
Torch Lake Township, Precinct 2	300	692
Houghton County Michigan - Total	8,506	25,231
Cumulative		
Cumulative	0	0
Cumulative - Total	0	0
County - Total	8,506	25,231

Precinct	Murray Gillis		Total Votes	Unresolved Write-In
Quincy Township, Precinct 1	15	100.00%	15	0
Schoolcraft Township, Precinct 1	143	100.00%	143	0
Stanton Township, Precinct 1	131	100.00%	131	0
Stanton Township, Precinct 2	30	100.00%	30	0
Torch Lake Township, Precinct 1	97	100.00%	97	0
Torch Lake Township, Precinct 2	91	100.00%	91	0
Houghton County Michigan - Total	3,123	100.00%	3,123	5
Cumulative				
Cumulative	0		0	0
Cumulative - Total	0		0	0
County - Total	3,123	100.00%	3,123	5

County Drain Commissioner for Houghton County (DEM) (Vote for 1)
DEM

Precinct	Times Cast	Registered Voters
County		
Houghton County Michigan		
City of Hancock, Precinct 1	297	984
City of Hancock, Precinct 2	355	1,277
City of Hancock, Precinct 3	342	1,087
City of Houghton, Precinct 1	543	1,156
City of Houghton, Precinct 2	582	1,522
Adams Township, Precinct 1	527	1,881
Calumet Charter Township, Precinct 1	509	1,586
Calumet Charter Township, Precinct 2	344	1,265
Calumet Charter Township, Precinct 5	130	583
Calumet Charter Township, Precinct 9	429	1,507
Chassell Township, Precinct 1	604	1,510
Duncan Township, Precinct 1	36	111
Duncan Township, Precinct 2	51	100
Elm River Township, Precinct 1	89	201
Franklin Township, Precinct 1	207	716
Franklin Township, Precinct 2	108	343
Hancock Township, Precinct 1	143	373
Laird Township, Precinct 1	186	412
Osceola Township, Precinct 1	144	382
Osceola Township, Precinct 2	211	699
Osceola Township, Precinct 4	110	332
Portage Township, Precinct 2	685	1,940
Portage Township, Precinct 4	212	588

Precinct	John Pekkala		Total Votes	Unresolved Write-In
County				
Houghton County Michigan				
City of Hancock, Precinct 1	142	100.00%	142	1
City of Hancock, Precinct 2	154	100.00%	154	0
City of Hancock, Precinct 3	129	100.00%	129	0
City of Houghton, Precinct 1	257	100.00%	257	0
City of Houghton, Precinct 2	322	100.00%	322	0
Adams Township, Precinct 1	219	100.00%	219	0
Calumet Charter Township, Precinct 1	194	100.00%	194	0
Calumet Charter Township, Precinct 2	88	100.00%	88	0
Calumet Charter Township, Precinct 5	48	100.00%	48	0
Calumet Charter Township, Precinct 9	146	100.00%	146	0
Chassell Township, Precinct 1	154	100.00%	154	1
Duncan Township, Precinct 1	13	100.00%	13	0
Duncan Township, Precinct 2	19	100.00%	19	0
Elm River Township, Precinct 1	41	100.00%	41	0
Franklin Township, Precinct 1	62	100.00%	62	0
Franklin Township, Precinct 2	39	100.00%	39	0
Hancock Township, Precinct 1	48	100.00%	48	0
Laird Township, Precinct 1	46	100.00%	46	0
Osceola Township, Precinct 1	49	100.00%	49	0
Osceola Township, Precinct 2	73	100.00%	73	0
Osceola Township, Precinct 4	38	100.00%	38	0
Portage Township, Precinct 2	246	100.00%	246	0
Portage Township, Precinct 4	86	100.00%	86	2

Precinct	Times Cast	Registered Voters
Quincy Township, Precinct 1	73	233
Schoolcraft Township, Precinct 1	496	1,559
Stanton Township, Precinct 1	413	1,113
Stanton Township, Precinct 2	66	136
Torch Lake Township, Precinct 1	314	943
Torch Lake Township, Precinct 2	300	692
Houghton County Michigan - Total	8,506	25,231
Cumulative		
Cumulative	0	0
Cumulative - Total	0	0
County - Total	8,506	25,231

Precinct	John Pekkala		Total Votes	Unresolved Write-In
Quincy Township, Precinct 1	16	100.00%	16	0
Schoolcraft Township, Precinct 1	146	100.00%	146	0
Stanton Township, Precinct 1	132	100.00%	132	0
Stanton Township, Precinct 2	32	100.00%	32	0
Torch Lake Township, Precinct 1	96	100.00%	96	0
Torch Lake Township, Precinct 2	95	100.00%	95	0
Houghton County Michigan - Total	3,130	100.00%	3,130	4
Cumulative				
Cumulative	0		0	0
Cumulative - Total	0		0	0
County - Total	3,130	100.00%	3,130	4

County Commissioner for County Commissioner District 1 (DEM) (Vote for 1)
DEM

Precinct	Times Cast	Registered Voters
County		
Houghton County Michigan		
Calumet Charter Township, Precinct 1	509	1,586
Calumet Charter Township, Precinct 2	344	1,265
Calumet Charter Township, Precinct 5	130	583
Calumet Charter Township, Precinct 9	429	1,507
Hancock Township, Precinct 1	143	373
Houghton County Michigan - Total	1,555	5,314
Cumulative		
Cumulative	0	0
Cumulative - Total	0	0
County - Total	1,555	5,314

Precinct	Amber Brodersen		Total Votes	Unresolved Write-In
County				
Houghton County Michigan				
Calumet Charter Township, Precinct 1	190	100.00%	190	0
Calumet Charter Township, Precinct 2	86	100.00%	86	0
Calumet Charter Township, Precinct 5	49	100.00%	49	0
Calumet Charter Township, Precinct 9	147	100.00%	147	1
Hancock Township, Precinct 1	47	100.00%	47	0
Houghton County Michigan - Total	519	100.00%	519	1
Cumulative				
Cumulative	0		0	0
Cumulative - Total	0		0	0
County - Total	519	100.00%	519	1

County Commissioner for County Commissioner District 2 (DEM) (Vote for 1)
DEM

Precinct	Times Cast	Registered Voters
County		
Houghton County Michigan		
Franklin Township, Precinct 1	207	716
Franklin Township, Precinct 2	108	343
Osceola Township, Precinct 1	144	382
Osceola Township, Precinct 2	211	699
Osceola Township, Precinct 4	110	332
Quincy Township, Precinct 1	73	233
Schoolcraft Township, Precinct 1	496	1,559
Torch Lake Township, Precinct 1	314	943
Torch Lake Township, Precinct 2	300	692
Houghton County Michigan - Total	1,963	5,899
Cumulative		
Cumulative	0	0
Cumulative - Total	0	0
County - Total	1,963	5,899

Precinct	Mark Pavolich		Total Votes	Unresolved Write-In
County				
Houghton County Michigan				
Franklin Township, Precinct 1	61	100.00%	61	0
Franklin Township, Precinct 2	42	100.00%	42	0
Osceola Township, Precinct 1	49	100.00%	49	0
Osceola Township, Precinct 2	71	100.00%	71	0
Osceola Township, Precinct 4	38	100.00%	38	0
Quincy Township, Precinct 1	16	100.00%	16	0
Schoolcraft Township, Precinct 1	149	100.00%	149	0
Torch Lake Township, Precinct 1	99	100.00%	99	0
Torch Lake Township, Precinct 2	100	100.00%	100	0
Houghton County Michigan - Total	625	100.00%	625	0
Cumulative				
Cumulative	0		0	0
Cumulative - Total	0		0	0
County - Total	625	100.00%	625	0

County Commissioner for County Commissioner District 3 (DEM) (Vote for 1)
DEM

Precinct	Times Cast	Registered Voters
County		
Houghton County Michigan		
City of Hancock, Precinct 1	297	984
City of Hancock, Precinct 2	355	1,277
City of Hancock, Precinct 3	342	1,087
Adams Township, Precinct 1	527	1,881
Houghton County Michigan - Total	1,521	5,229
Cumulative		
Cumulative	0	0
Cumulative - Total	0	0
County - Total	1,521	5,229

Precinct	Glenn D. Anderson		Total Votes	Unresolved Write-In
County				
Houghton County Michigan				
City of Hancock, Precinct 1	141	100.00%	141	2
City of Hancock, Precinct 2	153	100.00%	153	1
City of Hancock, Precinct 3	127	100.00%	127	1
Adams Township, Precinct 1	220	100.00%	220	0
Houghton County Michigan - Total	641	100.00%	641	4
Cumulative				
Cumulative	0		0	0
Cumulative - Total	0		0	0
County - Total	641	100.00%	641	4

County Commissioner for County Commissioner District 4 (DEM) (Vote for 1)
DEM

Precinct	Times Cast	Registered Voters
County		
Houghton County Michigan		
City of Houghton, Precinct 1	543	1,156
City of Houghton, Precinct 2	582	1,522
Houghton County Michigan - Total	1,125	2,678
Cumulative		
Cumulative	0	0
Cumulative - Total	0	0
County - Total	1,125	2,678

Precinct	Gretchen Janssen		Total Votes	Unresolved Write-In
County				
Houghton County Michigan				
City of Houghton, Precinct 1	267	100.00%	267	0
City of Houghton, Precinct 2	330	100.00%	330	0
Houghton County Michigan - Total	597	100.00%	597	0
Cumulative				
Cumulative	0		0	0
Cumulative - Total	0		0	0
County - Total	597	100.00%	597	0

County Commissioner for County Commissioner District 5 (DEM) (Vote for 1)
DEM

Precinct	Times Cast	Registered Voters
County		
Houghton County Michigan		
Chassell Township, Precinct 1	604	1,510
Duncan Township, Precinct 1	36	111
Duncan Township, Precinct 2	51	100
Elm River Township, Precinct 1	89	201
Laird Township, Precinct 1	186	412
Portage Township, Precinct 2	685	1,940
Portage Township, Precinct 4	212	588
Stanton Township, Precinct 1	413	1,113
Stanton Township, Precinct 2	66	136
Houghton County Michigan - Total	2,342	6,111
Cumulative		
Cumulative	0	0
Cumulative - Total	0	0
County - Total	2,342	6,111

Precinct	Total Votes	Unresolved Write-In
County		
Houghton County Michigan		
Chassell Township, Precinct 1	0	9
Duncan Township, Precinct 1	0	0
Duncan Township, Precinct 2	0	3
Elm River Township, Precinct 1	0	0
Laird Township, Precinct 1	0	3
Portage Township, Precinct 2	0	12
Portage Township, Precinct 4	0	4
Stanton Township, Precinct 1	0	10
Stanton Township, Precinct 2	0	4
Houghton County Michigan - Total	0	45
Cumulative		
Cumulative	0	0
Cumulative - Total	0	0
County - Total	0	45

Township Supervisor for Adams Township (DEM) (Vote for 1)
DEM

Precinct	Times Cast	Registered Voters
County		
Houghton County Michigan		
Adams Township, Precinct 1	527	1,881
Houghton County Michigan - Total	527	1,881
Cumulative		
Cumulative	0	0
Cumulative - Total	0	0
County - Total	527	1,881

Precinct	Gerald Heikkinen		Total Votes	Unresolved Write-In
County				
Houghton County Michigan				
Adams Township, Precinct 1	206	100.00%	206	0
Houghton County Michigan - Total	206	100.00%	206	0
Cumulative				
Cumulative	0		0	0
Cumulative - Total	0		0	0
County - Total	206	100.00%	206	0

Township Supervisor for Calumet Charter Township (DEM) (Vote for 1)
DEM

Precinct	Times Cast	Registered Voters
County		
Houghton County Michigan		
Calumet Charter Township, Precinct 1	509	1,586
Calumet Charter Township, Precinct 2	344	1,265
Calumet Charter Township, Precinct 5	130	583
Calumet Charter Township, Precinct 9	429	1,507
Houghton County Michigan - Total	1,412	4,941
Cumulative		
Cumulative	0	0
Cumulative - Total	0	0
County - Total	1,412	4,941

Precinct	Total Votes	Unresolved Write-In
County		
Houghton County Michigan		
Calumet Charter Township, Precinct 1	0	17
Calumet Charter Township, Precinct 2	0	9
Calumet Charter Township, Precinct 5	0	7
Calumet Charter Township, Precinct 9	0	11
Houghton County Michigan - Total	0	44
Cumulative		
Cumulative	0	0
Cumulative - Total	0	0
County - Total	0	44

Township Supervisor for Chassell Charter Township (DEM) (Vote for 1)
DEM

Precinct	Times Cast	Registered Voters
County		
Houghton County Michigan		
Chassell Township, Precinct 1	604	1,510
Houghton County Michigan - Total	604	1,510
Cumulative		
Cumulative	0	0
Cumulative - Total	0	0
County - Total	604	1,510

Precinct	Total Votes	Unresolved Write-In
County		
Houghton County Michigan		
Chassell Township, Precinct 1	0	8
Houghton County Michigan - Total	0	8
Cumulative		
Cumulative	0	0
Cumulative - Total	0	0
County - Total	0	8

Township Supervisor for Duncan Township (DEM) (Vote for 1)
DEM

Precinct	Times Cast	Registered Voters
County		
Houghton County Michigan		
Duncan Township, Precinct 1	36	111
Duncan Township, Precinct 2	51	100
Houghton County Michigan - Total	87	211
Cumulative		
Cumulative	0	0
Cumulative - Total	0	0
County - Total	87	211

Precinct	Total Votes	Unresolved Write-In
County		
Houghton County Michigan		
Duncan Township, Precinct 1	0	1
Duncan Township, Precinct 2	0	5
Houghton County Michigan - Total	0	6
Cumulative		
Cumulative	0	0
Cumulative - Total	0	0
County - Total	0	6

Township Supervisor for Elm River Township (DEM) (Vote for 1)
DEM

Precinct	Times Cast	Registered Voters
County		
Houghton County Michigan		
Elm River Township, Precinct 1	89	201
Houghton County Michigan - Total	89	201
Cumulative		
Cumulative	0	0
Cumulative - Total	0	0
County - Total	89	201

Precinct	Total Votes	Unresolved Write-In
County		
Houghton County Michigan		
Elm River Township, Precinct 1	0	2
Houghton County Michigan - Total	0	2
Cumulative		
Cumulative	0	0
Cumulative - Total	0	0
County - Total	0	2

Township Supervisor for Franklin Township (DEM) (Vote for 1)
DEM

Precinct	Times Cast	Registered Voters
County		
Houghton County Michigan		
Franklin Township, Precinct 1	207	716
Franklin Township, Precinct 2	108	343
Houghton County Michigan - Total	315	1,059
Cumulative		
Cumulative	0	0
Cumulative - Total	0	0
County - Total	315	1,059

Precinct	Total Votes	Unresolved Write-In
County		
Houghton County Michigan		
Franklin Township, Precinct 1	0	5
Franklin Township, Precinct 2	0	4
Houghton County Michigan - Total	0	9
Cumulative		
Cumulative	0	0
Cumulative - Total	0	0
County - Total	0	9

Township Supervisor for Hancock Township (DEM) (Vote for 1)
DEM

Precinct	Times Cast	Registered Voters	Total Votes	Unresolved Write-In
County				
Houghton County Michigan				
Hancock Township, Precinct 1	143	373	0	3
Houghton County Michigan - Total	143	373	0	3
Cumulative				
Cumulative	0	0	0	0
Cumulative - Total	0	0	0	0
County - Total	143	373	0	3

Township Supervisor for Laird Township (DEM) (Vote for 1)
DEM

Precinct	Times Cast	Registered Voters
County		
Houghton County Michigan		
Laird Township, Precinct 1	186	412
Houghton County Michigan - Total	186	412
Cumulative		
Cumulative	0	0
Cumulative - Total	0	0
County - Total	186	412

Precinct	Patrick McLaren		Total Votes	Unresolved Write-In
County				
Houghton County Michigan				
Laird Township, Precinct 1	51	100.00%	51	0
Houghton County Michigan - Total	51	100.00%	51	0
Cumulative				
Cumulative	0		0	0
Cumulative - Total	0		0	0
County - Total	51	100.00%	51	0

Township Supervisor for Osceola Township (DEM) (Vote for 1)
DEM

Precinct	Times Cast	Registered Voters
County		
Houghton County Michigan		
Osceola Township, Precinct 1	144	382
Osceola Township, Precinct 2	211	699
Osceola Township, Precinct 4	110	332
Houghton County Michigan - Total	465	1,413
Cumulative		
Cumulative	0	0
Cumulative - Total	0	0
County - Total	465	1,413

Precinct	Total Votes	Unresolved Write-In
County		
Houghton County Michigan		
Osceola Township, Precinct 1	0	1
Osceola Township, Precinct 2	0	9
Osceola Township, Precinct 4	0	8
Houghton County Michigan - Total	0	18
Cumulative		
Cumulative	0	0
Cumulative - Total	0	0
County - Total	0	18

Township Supervisor for Portage Township (DEM) (Vote for 1)
DEM

Precinct	Times Cast	Registered Voters
County		
Houghton County Michigan		
Portage Township, Precinct 2	685	1,940
Portage Township, Precinct 4	212	588
Houghton County Michigan - Total	897	2,528
Cumulative		
Cumulative	0	0
Cumulative - Total	0	0
County - Total	897	2,528

Precinct	Bruce Kay Petersen		Total Votes	Unresolved Write-In
County				
Houghton County Michigan				
Portage Township, Precinct 2	251	100.00%	251	3
Portage Township, Precinct 4	89	100.00%	89	0
Houghton County Michigan - Total	340	100.00%	340	3
Cumulative				
Cumulative	0		0	0
Cumulative - Total	0		0	0
County - Total	340	100.00%	340	3

Township Supervisor for Quincy Township (DEM) (Vote for 1)
DEM

Precinct	Times Cast	Registered Voters
County		
Houghton County Michigan		
Quincy Township, Precinct 1	73	233
Houghton County Michigan - Total	73	233
Cumulative		
Cumulative	0	0
Cumulative - Total	0	0
County - Total	73	233

Precinct	Total Votes	Unresolved Write-In
County		
Houghton County Michigan		
Quincy Township, Precinct 1	0	0
Houghton County Michigan - Total	0	0
Cumulative		
Cumulative	0	0
Cumulative - Total	0	0
County - Total	0	0

Township Supervisor for Schoolcraft Township (DEM) (Vote for 1)
DEM

Precinct	Times Cast	Registered Voters
County		
Houghton County Michigan		
Schoolcraft Township, Precinct 1	496	1,559
Houghton County Michigan - Total	496	1,559
Cumulative		
Cumulative	0	0
Cumulative - Total	0	0
County - Total	496	1,559

Precinct	Total Votes	Unresolved Write-In
County		
Houghton County Michigan		
Schoolcraft Township, Precinct 1	0	15
Houghton County Michigan - Total	0	15
Cumulative		
Cumulative	0	0
Cumulative - Total	0	0
County - Total	0	15

Township Supervisor for Stanton Township (DEM) (Vote for 1)
DEM

Precinct	Times Cast	Registered Voters
County		
Houghton County Michigan		
Stanton Township, Precinct 1	413	1,113
Stanton Township, Precinct 2	66	136
Houghton County Michigan - Total	479	1,249
Cumulative		
Cumulative	0	0
Cumulative - Total	0	0
County - Total	479	1,249

Precinct	Glenn P. Ekdahl		Total Votes	Unresolved Write-In
County				
Houghton County Michigan				
Stanton Township, Precinct 1	130	100.00%	130	0
Stanton Township, Precinct 2	27	100.00%	27	0
Houghton County Michigan - Total	157	100.00%	157	0
Cumulative				
Cumulative	0		0	0
Cumulative - Total	0		0	0
County - Total	157	100.00%	157	0

Township Supervisor for Torch Lake Township (DEM) (Vote for 1)
DEM

Precinct	Times Cast	Registered Voters
County		
Houghton County Michigan		
Torch Lake Township, Precinct 1	314	943
Torch Lake Township, Precinct 2	300	692
Houghton County Michigan - Total	614	1,635
Cumulative		
Cumulative	0	0
Cumulative - Total	0	0
County - Total	614	1,635

Precinct	Brian Cadwell		Total Votes	Unresolved Write-In
County				
Houghton County Michigan				
Torch Lake Township, Precinct 1	98	100.00%	98	1
Torch Lake Township, Precinct 2	100	100.00%	100	0
Houghton County Michigan - Total	198	100.00%	198	1
Cumulative				
Cumulative	0		0	0
Cumulative - Total	0		0	0
County - Total	198	100.00%	198	1

Township Clerk for Adams Township (DEM) (Vote for 1)
DEM

Precinct	Times Cast	Registered Voters
County		
Houghton County Michigan		
Adams Township, Precinct 1	527	1,881
Houghton County Michigan - Total	527	1,881
Cumulative		
Cumulative	0	0
Cumulative - Total	0	0
County - Total	527	1,881

Precinct	Debra Pindral		Total Votes	Unresolved Write-In
County				
Houghton County Michigan				
Adams Township, Precinct 1	221	100.00%	221	0
Houghton County Michigan - Total	221	100.00%	221	0
Cumulative				
Cumulative	0		0	0
Cumulative - Total	0		0	0
County - Total	221	100.00%	221	0

Township Clerk for Calumet Charter Township (DEM) (Vote for 1)
DEM

Precinct	Times Cast	Registered Voters
County		
Houghton County Michigan		
Calumet Charter Township, Precinct 1	509	1,586
Calumet Charter Township, Precinct 2	344	1,265
Calumet Charter Township, Precinct 5	130	583
Calumet Charter Township, Precinct 9	429	1,507
Houghton County Michigan - Total	1,412	4,941
Cumulative		
Cumulative	0	0
Cumulative - Total	0	0
County - Total	1,412	4,941

Precinct	Total Votes	Unresolved Write-In
County		
Houghton County Michigan		
Calumet Charter Township, Precinct 1	0	12
Calumet Charter Township, Precinct 2	0	8
Calumet Charter Township, Precinct 5	0	6
Calumet Charter Township, Precinct 9	0	10
Houghton County Michigan - Total	0	36
Cumulative		
Cumulative	0	0
Cumulative - Total	0	0
County - Total	0	36

Township Clerk for Chassell Charter Township (DEM) (Vote for 1)
DEM

Precinct	Times Cast	Registered Voters	Total Votes	Unresolved Write-In
County				
Houghton County Michigan				
Chassell Township, Precinct 1	604	1,510	0	6
Houghton County Michigan - Total	604	1,510	0	6
Cumulative				
Cumulative	0	0	0	0
Cumulative - Total	0	0	0	0
County - Total	604	1,510	0	6

Township Clerk for Duncan Township (DEM) (Vote for 1)
DEM

Precinct	Times Cast	Registered Voters
County		
Houghton County Michigan		
Duncan Township, Precinct 1	36	111
Duncan Township, Precinct 2	51	100
Houghton County Michigan - Total	87	211
Cumulative		
Cumulative	0	0
Cumulative - Total	0	0
County - Total	87	211

Precinct	Total Votes	Unresolved Write-In
County		
Houghton County Michigan		
Duncan Township, Precinct 1	0	3
Duncan Township, Precinct 2	0	6
Houghton County Michigan - Total	0	9
Cumulative		
Cumulative	0	0
Cumulative - Total	0	0
County - Total	0	9

Township Clerk for Elm River Township (DEM) (Vote for 1)
DEM

Precinct	Times Cast	Registered Voters
County		
Houghton County Michigan		
Elm River Township, Precinct 1	89	201
Houghton County Michigan - Total	89	201
Cumulative		
Cumulative	0	0
Cumulative - Total	0	0
County - Total	89	201

Precinct	Sherri J. Brandt		Total Votes	Unresolved Write-In
County				
Houghton County Michigan				
Elm River Township, Precinct 1	42	100.00%	42	0
Houghton County Michigan - Total	42	100.00%	42	0
Cumulative				
Cumulative	0		0	0
Cumulative - Total	0		0	0
County - Total	42	100.00%	42	0

Township Clerk for Franklin Township (DEM) (Vote for 1)
DEM

Precinct	Times Cast	Registered Voters
County		
Houghton County Michigan		
Franklin Township, Precinct 1	207	716
Franklin Township, Precinct 2	108	343
Houghton County Michigan - Total	315	1,059
Cumulative		
Cumulative	0	0
Cumulative - Total	0	0
County - Total	315	1,059

Precinct	Tara Dulong		Total Votes	Unresolved Write-In
County				
Houghton County Michigan				
Franklin Township, Precinct 1	55	100.00%	55	0
Franklin Township, Precinct 2	37	100.00%	37	0
Houghton County Michigan - Total	92	100.00%	92	0
Cumulative				
Cumulative	0		0	0
Cumulative - Total	0		0	0
County - Total	92	100.00%	92	0

Township Clerk for Hancock Township (DEM) (Vote for 1)
DEM

Precinct	Times Cast	Registered Voters	Total Votes	Unresolved Write-In
County				
Houghton County Michigan				
Hancock Township, Precinct 1	143	373	0	2
Houghton County Michigan - Total	143	373	0	2
Cumulative				
Cumulative	0	0	0	0
Cumulative - Total	0	0	0	0
County - Total	143	373	0	2

Township Clerk for Laird Township (DEM) (Vote for 1)
DEM

Precinct	Times Cast	Registered Voters
County		
Houghton County Michigan		
Laird Township, Precinct 1	186	412
Houghton County Michigan - Total	186	412
Cumulative		
Cumulative	0	0
Cumulative - Total	0	0
County - Total	186	412

Precinct	Total Votes	Unresolved Write-In
County		
Houghton County Michigan		
Laird Township, Precinct 1	0	3
Houghton County Michigan - Total	0	3
Cumulative		
Cumulative	0	0
Cumulative - Total	0	0
County - Total	0	3

Township Clerk for Osceola Township (DEM) (Vote for 1)
DEM

Precinct	Times Cast	Registered Voters
County		
Houghton County Michigan		
Osceola Township, Precinct 1	144	382
Osceola Township, Precinct 2	211	699
Osceola Township, Precinct 4	110	332
Houghton County Michigan - Total	465	1,413
Cumulative		
Cumulative	0	0
Cumulative - Total	0	0
County - Total	465	1,413

Precinct	Total Votes	Unresolved Write-In
County		
Houghton County Michigan		
Osceola Township, Precinct 1	0	0
Osceola Township, Precinct 2	0	5
Osceola Township, Precinct 4	0	8
Houghton County Michigan - Total	0	13
Cumulative		
Cumulative	0	0
Cumulative - Total	0	0
County - Total	0	13

Township Clerk for Portage Township (DEM) (Vote for 1)
DEM

Precinct	Times Cast	Registered Voters
County		
Houghton County Michigan		
Portage Township, Precinct 2	685	1,940
Portage Township, Precinct 4	212	588
Houghton County Michigan - Total	897	2,528
Cumulative		
Cumulative	0	0
Cumulative - Total	0	0
County - Total	897	2,528

Precinct	Total Votes	Unresolved Write-In
County		
Houghton County Michigan		
Portage Township, Precinct 2	0	8
Portage Township, Precinct 4	0	2
Houghton County Michigan - Total	0	10
Cumulative		
Cumulative	0	0
Cumulative - Total	0	0
County - Total	0	10

Township Clerk for Quincy Township (DEM) (Vote for 1)
DEM

Precinct	Times Cast	Registered Voters	Total Votes	Unresolved Write-In
County				
Houghton County Michigan				
Quincy Township, Precinct 1	73	233	0	0
Houghton County Michigan - Total	73	233	0	0
Cumulative				
Cumulative	0	0	0	0
Cumulative - Total	0	0	0	0
County - Total	73	233	0	0

Township Clerk for Schoolcraft Township (DEM) (Vote for 1)
DEM

Precinct	Times Cast	Registered Voters
County		
Houghton County Michigan		
Schoolcraft Township, Precinct 1	496	1,559
Houghton County Michigan - Total	496	1,559
Cumulative		
Cumulative	0	0
Cumulative - Total	0	0
County - Total	496	1,559

Precinct	Total Votes	Unresolved Write-In
County		
Houghton County Michigan		
Schoolcraft Township, Precinct 1	0	15
Houghton County Michigan - Total	0	15
Cumulative		
Cumulative	0	0
Cumulative - Total	0	0
County - Total	0	15

Township Clerk for Stanton Township (DEM) (Vote for 1)
DEM

Precinct	Times Cast	Registered Voters	Total Votes	Unresolved Write-In
County				
Houghton County Michigan				
Stanton Township, Precinct 1	413	1,113	0	7
Stanton Township, Precinct 2	66	136	0	3
Houghton County Michigan - Total	479	1,249	0	10
Cumulative				
Cumulative	0	0	0	0
Cumulative - Total	0	0	0	0
County - Total	479	1,249	0	10

Township Clerk for Torch Lake Township (DEM) (Vote for 1)
DEM

Precinct	Times Cast	Registered Voters
County		
Houghton County Michigan		
Torch Lake Township, Precinct 1	314	943
Torch Lake Township, Precinct 2	300	692
Houghton County Michigan - Total	614	1,635
Cumulative		
Cumulative	0	0
Cumulative - Total	0	0
County - Total	614	1,635

Precinct	Mary A. Isola		Total Votes	Unresolved Write-In
County				
Houghton County Michigan				
Torch Lake Township, Precinct 1	101	100.00%	101	0
Torch Lake Township, Precinct 2	98	100.00%	98	0
Houghton County Michigan - Total	199	100.00%	199	0
Cumulative				
Cumulative	0		0	0
Cumulative - Total	0		0	0
County - Total	199	100.00%	199	0

Township Treasurer for Adams Township (DEM) (Vote for 1)
DEM

Precinct	Times Cast	Registered Voters
County		
Houghton County Michigan		
Adams Township, Precinct 1	527	1,881
Houghton County Michigan - Total	527	1,881
Cumulative		
Cumulative	0	0
Cumulative - Total	0	0
County - Total	527	1,881

Precinct	Total Votes	Unresolved Write-In
County		
Houghton County Michigan		
Adams Township, Precinct 1	0	13
Houghton County Michigan - Total	0	13
Cumulative		
Cumulative	0	0
Cumulative - Total	0	0
County - Total	0	13

Township Treasurer for Calumet Charter Township (DEM) (Vote for 1)
DEM

Precinct	Times Cast	Registered Voters
County		
Houghton County Michigan		
Calumet Charter Township, Precinct 1	509	1,586
Calumet Charter Township, Precinct 2	344	1,265
Calumet Charter Township, Precinct 5	130	583
Calumet Charter Township, Precinct 9	429	1,507
Houghton County Michigan - Total	1,412	4,941
Cumulative		
Cumulative	0	0
Cumulative - Total	0	0
County - Total	1,412	4,941

Precinct	Total Votes	Unresolved Write-In
County		
Houghton County Michigan		
Calumet Charter Township, Precinct 1	0	10
Calumet Charter Township, Precinct 2	0	7
Calumet Charter Township, Precinct 5	0	6
Calumet Charter Township, Precinct 9	0	9
Houghton County Michigan - Total	0	32
Cumulative		
Cumulative	0	0
Cumulative - Total	0	0
County - Total	0	32

Township Treasurer for Chassell Charter Township (DEM) (Vote for 1)
DEM

Precinct	Times Cast	Registered Voters
County		
Houghton County Michigan		
Chassell Township, Precinct 1	604	1,510
Houghton County Michigan - Total	604	1,510
Cumulative		
Cumulative	0	0
Cumulative - Total	0	0
County - Total	604	1,510

Precinct	Total Votes	Unresolved Write-In
County		
Houghton County Michigan		
Chassell Township, Precinct 1	0	7
Houghton County Michigan - Total	0	7
Cumulative		
Cumulative	0	0
Cumulative - Total	0	0
County - Total	0	7

Township Treasurer for Duncan Township (DEM) (Vote for 1)
DEM

Precinct	Times Cast	Registered Voters
County		
Houghton County Michigan		
Duncan Township, Precinct 1	36	111
Duncan Township, Precinct 2	51	100
Houghton County Michigan - Total	87	211
Cumulative		
Cumulative	0	0
Cumulative - Total	0	0
County - Total	87	211

Precinct	Total Votes	Unresolved Write-In
County		
Houghton County Michigan		
Duncan Township, Precinct 1	0	3
Duncan Township, Precinct 2	0	5
Houghton County Michigan - Total	0	8
Cumulative		
Cumulative	0	0
Cumulative - Total	0	0
County - Total	0	8

Township Treasurer for Elm River Township (DEM) (Vote for 1)
DEM

Precinct	Times Cast	Registered Voters
County		
Houghton County Michigan		
Elm River Township, Precinct 1	89	201
Houghton County Michigan - Total	89	201
Cumulative		
Cumulative	0	0
Cumulative - Total	0	0
County - Total	89	201

Precinct	Total Votes	Unresolved Write-In
County		
Houghton County Michigan		
Elm River Township, Precinct 1	0	3
Houghton County Michigan - Total	0	3
Cumulative		
Cumulative	0	0
Cumulative - Total	0	0
County - Total	0	3

Township Treasurer for Franklin Township (DEM) (Vote for 1)
DEM

Precinct	Times Cast	Registered Voters
County		
Houghton County Michigan		
Franklin Township, Precinct 1	207	716
Franklin Township, Precinct 2	108	343
Houghton County Michigan - Total	315	1,059
Cumulative		
Cumulative	0	0
Cumulative - Total	0	0
County - Total	315	1,059

Precinct	Jodi L. Mikesch		Total Votes	Unresolved Write-In
County				
Houghton County Michigan				
Franklin Township, Precinct 1	55	100.00%	55	0
Franklin Township, Precinct 2	38	100.00%	38	0
Houghton County Michigan - Total	93	100.00%	93	0
Cumulative				
Cumulative	0		0	0
Cumulative - Total	0		0	0
County - Total	93	100.00%	93	0

Township Treasurer for Hancock Township (DEM) (Vote for 1)
DEM

Precinct	Times Cast	Registered Voters
County		
Houghton County Michigan		
Hancock Township, Precinct 1	143	373
Houghton County Michigan - Total	143	373
Cumulative		
Cumulative	0	0
Cumulative - Total	0	0
County - Total	143	373

Precinct	Total Votes	Unresolved Write-In
County		
Houghton County Michigan		
Hancock Township, Precinct 1	0	3
Houghton County Michigan - Total	0	3
Cumulative		
Cumulative	0	0
Cumulative - Total	0	0
County - Total	0	3

Township Treasurer for Laird Township (DEM) (Vote for 1)
DEM

Precinct	Times Cast	Registered Voters
County		
Houghton County Michigan		
Laird Township, Precinct 1	186	412
Houghton County Michigan - Total	186	412
Cumulative		
Cumulative	0	0
Cumulative - Total	0	0
County - Total	186	412

Precinct	Total Votes	Unresolved Write-In
County		
Houghton County Michigan		
Laird Township, Precinct 1	0	2
Houghton County Michigan - Total	0	2
Cumulative		
Cumulative	0	0
Cumulative - Total	0	0
County - Total	0	2

Township Treasurer for Osceola Township (DEM) (Vote for 1)
DEM

Precinct	Times Cast	Registered Voters
County		
Houghton County Michigan		
Osceola Township, Precinct 1	144	382
Osceola Township, Precinct 2	211	699
Osceola Township, Precinct 4	110	332
Houghton County Michigan - Total	465	1,413
Cumulative		
Cumulative	0	0
Cumulative - Total	0	0
County - Total	465	1,413

Precinct	Total Votes	Unresolved Write-In
County		
Houghton County Michigan		
Osceola Township, Precinct 1	0	0
Osceola Township, Precinct 2	0	6
Osceola Township, Precinct 4	0	9
Houghton County Michigan - Total	0	15
Cumulative		
Cumulative	0	0
Cumulative - Total	0	0
County - Total	0	15

Township Treasurer for Portage Township (DEM) (Vote for 1)
DEM

Precinct	Times Cast	Registered Voters
County		
Houghton County Michigan		
Portage Township, Precinct 2	685	1,940
Portage Township, Precinct 4	212	588
Houghton County Michigan - Total	897	2,528
Cumulative		
Cumulative	0	0
Cumulative - Total	0	0
County - Total	897	2,528

Precinct	Betsy Smith		Total Votes	Unresolved Write-In
County				
Houghton County Michigan				
Portage Township, Precinct 2	246	100.00%	246	0
Portage Township, Precinct 4	89	100.00%	89	0
Houghton County Michigan - Total	335	100.00%	335	0
Cumulative				
Cumulative	0		0	0
Cumulative - Total	0		0	0
County - Total	335	100.00%	335	0

Township Treasurer for Quincy Township (DEM) (Vote for 1)
DEM

Precinct	Times Cast	Registered Voters
County		
Houghton County Michigan		
Quincy Township, Precinct 1	73	233
Houghton County Michigan - Total	73	233
Cumulative		
Cumulative	0	0
Cumulative - Total	0	0
County - Total	73	233

Precinct	Total Votes	Unresolved Write-In
County		
Houghton County Michigan		
Quincy Township, Precinct 1	0	0
Houghton County Michigan - Total	0	0
Cumulative		
Cumulative	0	0
Cumulative - Total	0	0
County - Total	0	0

Township Treasurer for Schoolcraft Township (DEM) (Vote for 1)
DEM

Precinct	Times Cast	Registered Voters
County		
Houghton County Michigan		
Schoolcraft Township, Precinct 1	496	1,559
Houghton County Michigan - Total	496	1,559
Cumulative		
Cumulative	0	0
Cumulative - Total	0	0
County - Total	496	1,559

Precinct	Dennis Racine		Total Votes	Unresolved Write-In
County				
Houghton County Michigan				
Schoolcraft Township, Precinct 1	148	100.00%	148	0
Houghton County Michigan - Total	148	100.00%	148	0
Cumulative				
Cumulative	0		0	0
Cumulative - Total	0		0	0
County - Total	148	100.00%	148	0

Township Treasurer for Stanton Township (DEM) (Vote for 1)
DEM

Precinct	Times Cast	Registered Voters
County		
Houghton County Michigan		
Stanton Township, Precinct 1	413	1,113
Stanton Township, Precinct 2	66	136
Houghton County Michigan - Total	479	1,249
Cumulative		
Cumulative	0	0
Cumulative - Total	0	0
County - Total	479	1,249

Precinct	Total Votes	Unresolved Write-In
County		
Houghton County Michigan		
Stanton Township, Precinct 1	0	6
Stanton Township, Precinct 2	0	3
Houghton County Michigan - Total	0	9
Cumulative		
Cumulative	0	0
Cumulative - Total	0	0
County - Total	0	9

Township Treasurer for Torch Lake Township (DEM) (Vote for 1)
DEM

Precinct	Times Cast	Registered Voters
County		
Houghton County Michigan		
Torch Lake Township, Precinct 1	314	943
Torch Lake Township, Precinct 2	300	692
Houghton County Michigan - Total	614	1,635
Cumulative		
Cumulative	0	0
Cumulative - Total	0	0
County - Total	614	1,635

Precinct	Kathryn M. Moore		Total Votes	Unresolved Write-In
County				
Houghton County Michigan				
Torch Lake Township, Precinct 1	98	100.00%	98	0
Torch Lake Township, Precinct 2	99	100.00%	99	0
Houghton County Michigan - Total	197	100.00%	197	0
Cumulative				
Cumulative	0		0	0
Cumulative - Total	0		0	0
County - Total	197	100.00%	197	0

Township Trustee for Adams Township (DEM) (Vote for 2)
DEM

Precinct	Times Cast	Registered Voters	Total Votes	Unresolved Write-In
County				
Houghton County Michigan				
Adams Township, Precinct 1	527	1,881	0	12
Houghton County Michigan - Total	527	1,881	0	12
Cumulative				
Cumulative	0	0	0	0
Cumulative - Total	0	0	0	0
County - Total	527	1,881	0	12

Township Trustee for Calumet Charter Township (DEM) (Vote for 4)
DEM

Precinct	Times Cast	Registered Voters
County		
Houghton County Michigan		
Calumet Charter Township, Precinct 1	509	1,586
Calumet Charter Township, Precinct 2	344	1,265
Calumet Charter Township, Precinct 5	130	583
Calumet Charter Township, Precinct 9	429	1,507
Houghton County Michigan - Total	1,412	4,941
Cumulative		
Cumulative	0	0
Cumulative - Total	0	0
County - Total	1,412	4,941

Precinct	Total Votes	Unresolved Write-In
County		
Houghton County Michigan		
Calumet Charter Township, Precinct 1	0	23
Calumet Charter Township, Precinct 2	0	14
Calumet Charter Township, Precinct 5	0	10
Calumet Charter Township, Precinct 9	0	17
Houghton County Michigan - Total	0	64
Cumulative		
Cumulative	0	0
Cumulative - Total	0	0
County - Total	0	64

Township Trustee for Chassell Charter Township (DEM) (Vote for 2)
DEM

Precinct	Times Cast	Registered Voters
County		
Houghton County Michigan		
Chassell Township, Precinct 1	604	1,510
Houghton County Michigan - Total	604	1,510
Cumulative		
Cumulative	0	0
Cumulative - Total	0	0
County - Total	604	1,510

Precinct	Total Votes	Unresolved Write-In
County		
Houghton County Michigan		
Chassell Township, Precinct 1	0	10
Houghton County Michigan - Total	0	10
Cumulative		
Cumulative	0	0
Cumulative - Total	0	0
County - Total	0	10

Township Trustee for Duncan Township (DEM) (Vote for 2)
DEM

Precinct	Times Cast	Registered Voters
County		
Houghton County Michigan		
Duncan Township, Precinct 1	36	111
Duncan Township, Precinct 2	51	100
Houghton County Michigan - Total	87	211
Cumulative		
Cumulative	0	0
Cumulative - Total	0	0
County - Total	87	211

Precinct	Total Votes	Unresolved Write-In
County		
Houghton County Michigan		
Duncan Township, Precinct 1	0	1
Duncan Township, Precinct 2	0	10
Houghton County Michigan - Total	0	11
Cumulative		
Cumulative	0	0
Cumulative - Total	0	0
County - Total	0	11

Township Trustee for Elm River Township (DEM) (Vote for 2)
DEM

Precinct	Times Cast	Registered Voters
County		
Houghton County Michigan		
Elm River Township, Precinct 1	89	201
Houghton County Michigan - Total	89	201
Cumulative		
Cumulative	0	0
Cumulative - Total	0	0
County - Total	89	201

Precinct	Richard Trudgeon		Total Votes	Unresolved Write-In
County				
Houghton County Michigan				
Elm River Township, Precinct 1	39	100.00%	39	0
Houghton County Michigan - Total	39	100.00%	39	0
Cumulative				
Cumulative	0		0	0
Cumulative - Total	0		0	0
County - Total	39	100.00%	39	0

Township Trustee for Franklin Township (DEM) (Vote for 2)
DEM

Precinct	Times Cast	Registered Voters
County		
Houghton County Michigan		
Franklin Township, Precinct 1	207	716
Franklin Township, Precinct 2	108	343
Houghton County Michigan - Total	315	1,059
Cumulative		
Cumulative	0	0
Cumulative - Total	0	0
County - Total	315	1,059

Precinct	Lawrence J. Julio		Total Votes	Unresolved Write-In
County				
Houghton County Michigan				
Franklin Township, Precinct 1	47	100.00%	47	2
Franklin Township, Precinct 2	35	100.00%	35	1
Houghton County Michigan - Total	82	100.00%	82	3
Cumulative				
Cumulative	0		0	0
Cumulative - Total	0		0	0
County - Total	82	100.00%	82	3

Township Trustee for Hancock Township (DEM) (Vote for 2)
DEM

Precinct	Times Cast	Registered Voters	Total Votes	Unresolved Write-In
County				
Houghton County Michigan				
Hancock Township, Precinct 1	143	373	0	3
Houghton County Michigan - Total	143	373	0	3
Cumulative				
Cumulative	0	0	0	0
Cumulative - Total	0	0	0	0
County - Total	143	373	0	3

Township Trustee for Laird Township (DEM) (Vote for 2)
DEM

Precinct	Times Cast	Registered Voters
County		
Houghton County Michigan		
Laird Township, Precinct 1	186	412
Houghton County Michigan - Total	186	412
Cumulative		
Cumulative	0	0
Cumulative - Total	0	0
County - Total	186	412

Precinct	Patricia J. Spencer		Total Votes	Unresolved Write-In
County				
Houghton County Michigan				
Laird Township, Precinct 1	51	100.00%	51	0
Houghton County Michigan - Total	51	100.00%	51	0
Cumulative				
Cumulative	0		0	0
Cumulative - Total	0		0	0
County - Total	51	100.00%	51	0

Township Trustee for Osceola Township (DEM) (Vote for 2)
DEM

Precinct	Times Cast	Registered Voters
County		
Houghton County Michigan		
Osceola Township, Precinct 1	144	382
Osceola Township, Precinct 2	211	699
Osceola Township, Precinct 4	110	332
Houghton County Michigan - Total	465	1,413
Cumulative		
Cumulative	0	0
Cumulative - Total	0	0
County - Total	465	1,413

Precinct	Donald D. Wareham		Total Votes	Unresolved Write-In
County				
Houghton County Michigan				
Osceola Township, Precinct 1	50	100.00%	50	0
Osceola Township, Precinct 2	68	100.00%	68	1
Osceola Township, Precinct 4	33	100.00%	33	0
Houghton County Michigan - Total	151	100.00%	151	1
Cumulative				
Cumulative	0		0	0
Cumulative - Total	0		0	0
County - Total	151	100.00%	151	1

Township Trustee for Portage Township (DEM) (Vote for 4)
DEM

Precinct	Times Cast	Registered Voters
County		
Houghton County Michigan		
Portage Township, Precinct 2	685	1,940
Portage Township, Precinct 4	212	588
Houghton County Michigan - Total	897	2,528
Cumulative		
Cumulative	0	0
Cumulative - Total	0	0
County - Total	897	2,528

Precinct	Peggy Lee Anderson		Bill Fink	
County				
Houghton County Michigan				
Portage Township, Precinct 2	207	34.50%	199	33.17%
Portage Township, Precinct 4	81	39.13%	62	29.95%
Houghton County Michigan - Total	288	35.69%	261	32.34%
Cumulative				
Cumulative	0		0	
Cumulative - Total	0		0	
County - Total	288	35.69%	261	32.34%

Precinct	John Ollila		Total Votes	Unresolved Write-In
County				
Houghton County Michigan				
Portage Township, Precinct 2	194	32.33%	600	2
Portage Township, Precinct 4	64	30.92%	207	0
Houghton County Michigan - Total	258	31.97%	807	2
Cumulative				
Cumulative	0		0	0
Cumulative - Total	0		0	0
County - Total	258	31.97%	807	2

Township Trustee for Quincy Township (DEM) (Vote for 2)
DEM

Precinct	Times Cast	Registered Voters
County		
Houghton County Michigan		
Quincy Township, Precinct 1	73	233
Houghton County Michigan - Total	73	233
Cumulative		
Cumulative	0	0
Cumulative - Total	0	0
County - Total	73	233

Precinct	Total Votes	Unresolved Write-In
County		
Houghton County Michigan		
Quincy Township, Precinct 1	0	0
Houghton County Michigan - Total	0	0
Cumulative		
Cumulative	0	0
Cumulative - Total	0	0
County - Total	0	0

Township Trustee for Schoolcraft Township (DEM) (Vote for 2)
DEM

Precinct	Times Cast	Registered Voters
County		
Houghton County Michigan		
Schoolcraft Township, Precinct 1	496	1,559
Houghton County Michigan - Total	496	1,559
Cumulative		
Cumulative	0	0
Cumulative - Total	0	0
County - Total	496	1,559

Precinct	Susan Marcotte		Total Votes	Unresolved Write-In
County				
Houghton County Michigan				
Schoolcraft Township, Precinct 1	143	100.00%	143	2
Houghton County Michigan - Total	143	100.00%	143	2
Cumulative				
Cumulative	0		0	0
Cumulative - Total	0		0	0
County - Total	143	100.00%	143	2

Township Trustee for Stanton Township (DEM) (Vote for 2)
DEM

Precinct	Times Cast	Registered Voters
County		
Houghton County Michigan		
Stanton Township, Precinct 1	413	1,113
Stanton Township, Precinct 2	66	136
Houghton County Michigan - Total	479	1,249
Cumulative		
Cumulative	0	0
Cumulative - Total	0	0
County - Total	479	1,249

Precinct	Total Votes	Unresolved Write-In
County		
Houghton County Michigan		
Stanton Township, Precinct 1	0	9
Stanton Township, Precinct 2	0	2
Houghton County Michigan - Total	0	11
Cumulative		
Cumulative	0	0
Cumulative - Total	0	0
County - Total	0	11

Township Trustee for Torch Lake Township (DEM) (Vote for 2)
DEM

Precinct	Times Cast	Registered Voters
County		
Houghton County Michigan		
Torch Lake Township, Precinct 1	314	943
Torch Lake Township, Precinct 2	300	692
Houghton County Michigan - Total	614	1,635
Cumulative		
Cumulative	0	0
Cumulative - Total	0	0
County - Total	614	1,635

Precinct	Scott M. Sapino		Total Votes	Unresolved Write-In
County				
Houghton County Michigan				
Torch Lake Township, Precinct 1	98	100.00%	98	3
Torch Lake Township, Precinct 2	97	100.00%	97	0
Houghton County Michigan - Total	195	100.00%	195	3
Cumulative				
Cumulative	0		0	0
Cumulative - Total	0		0	0
County - Total	195	100.00%	195	3

Township Constable for Laird Township (DEM) (Vote for 1)
DEM

Precinct	Times Cast	Registered Voters
County		
Houghton County Michigan		
Laird Township, Precinct 1	186	412
Houghton County Michigan - Total	186	412
Cumulative		
Cumulative	0	0
Cumulative - Total	0	0
County - Total	186	412

Precinct	Francis E. Tossava		Total Votes	Unresolved Write-In
County				
Houghton County Michigan				
Laird Township, Precinct 1	43	100.00%	43	2
Houghton County Michigan - Total	43	100.00%	43	2
Cumulative				
Cumulative	0		0	0
Cumulative - Total	0		0	0
County - Total	43	100.00%	43	2

Township Constable for Portage Township (DEM) (Vote for 2)
DEM

Precinct	Times Cast	Registered Voters
County		
Houghton County Michigan		
Portage Township, Precinct 2	685	1,940
Portage Township, Precinct 4	212	588
Houghton County Michigan - Total	897	2,528
Cumulative		
Cumulative	0	0
Cumulative - Total	0	0
County - Total	897	2,528

Precinct	Total Votes	Unresolved Write-In
County		
Houghton County Michigan		
Portage Township, Precinct 2	0	6
Portage Township, Precinct 4	0	0
Houghton County Michigan - Total	0	6
Cumulative		
Cumulative	0	0
Cumulative - Total	0	0
County - Total	0	6

Delegate to the County Convention for City of Hancock, Precinct 1 (DEM) (Vote for 5) DEM

Precinct	Times Cast	Registered Voters
County		
Houghton County Michigan		
City of Hancock, Precinct 1	297	984
Houghton County Michigan - Total	297	984
Cumulative		
Cumulative	0	0
Cumulative - Total	0	0
County - Total	297	984

Precinct	Total Votes	Unresolved Write-In
County		
Houghton County Michigan		
City of Hancock, Precinct 1	0	26
Houghton County Michigan - Total	0	26
Cumulative		
Cumulative	0	0
Cumulative - Total	0	0
County - Total	0	26

Delegate to the County Convention for City of Hancock, Precinct 2 (DEM) (Vote for 5)
DEM

Precinct	Times Cast	Registered Voters
County		
Houghton County Michigan		
City of Hancock, Precinct 2	355	1,277
Houghton County Michigan - Total	355	1,277
Cumulative		
Cumulative	0	0
Cumulative - Total	0	0
County - Total	355	1,277

Precinct	Glenn D. Anderson		Barbara Manninen		Total Votes
County					
Houghton County Michigan					
City of Hancock, Precinct 2	122	51.69%	114	48.31%	236
Houghton County Michigan - Total	122	51.69%	114	48.31%	236
Cumulative					
Cumulative	0		0		0
Cumulative - Total	0		0		0
County - Total	122	51.69%	114	48.31%	236

Precinct	Unresolved Write-In
County	
Houghton County Michigan	
City of Hancock, Precinct 2	0
Houghton County Michigan - Total	0
Cumulative	
Cumulative	0
Cumulative - Total	0
County - Total	0

Delegate to the County Convention for City of Hancock, Precinct 3 (DEM) (Vote for 4)
DEM

Precinct	Times Cast	Registered Voters
County		
Houghton County Michigan		
City of Hancock, Precinct 3	342	1,087
Houghton County Michigan - Total	342	1,087
Cumulative		
Cumulative	0	0
Cumulative - Total	0	0
County - Total	342	1,087

Precinct	Total Votes	Unresolved Write-In
County		
Houghton County Michigan		
City of Hancock, Precinct 3	0	7
Houghton County Michigan - Total	0	7
Cumulative		
Cumulative	0	0
Cumulative - Total	0	0
County - Total	0	7

Delegate to the County Convention for City of Houghton, Precinct 1 (DEM) (Vote for 6)
DEM

Precinct	Times Cast	Registered Voters
County		
Houghton County Michigan		
City of Houghton, Precinct 1	543	1,156
Houghton County Michigan - Total	543	1,156
Cumulative		
Cumulative	0	0
Cumulative - Total	0	0
County - Total	543	1,156

Precinct	Joan V. Antila		Jill Burkland	
County				
Houghton County Michigan				
City of Houghton, Precinct 1	196	24.02%	204	25.00%
Houghton County Michigan - Total	196	24.02%	204	25.00%
Cumulative				
Cumulative	0		0	
Cumulative - Total	0		0	
County - Total	196	24.02%	204	25.00%

Precinct	Randall R. Freisinger		Carolyn Peterson		Total Votes	Unresolved Write-In
County						
Houghton County Michigan						
City of Houghton, Precinct 1	189	23.16%	227	27.82%	816	10
Houghton County Michigan - Total	189	23.16%	227	27.82%	816	10
Cumulative						
Cumulative	0		0		0	0
Cumulative - Total	0		0		0	0
County - Total	189	23.16%	227	27.82%	816	10

Delegate to the County Convention for City of Houghton, Precinct 2 (DEM) (Vote for 8)
DEM

Precinct	Times Cast	Registered Voters
County		
Houghton County Michigan		
City of Houghton, Precinct 2	582	1,522
Houghton County Michigan - Total	582	1,522
Cumulative		
Cumulative	0	0
Cumulative - Total	0	0
County - Total	582	1,522

Precinct	Danny Becia		Evan Dixon	
County				
Houghton County Michigan				
City of Houghton, Precinct 2	220	32.16%	233	34.06%
Houghton County Michigan - Total	220	32.16%	233	34.06%
Cumulative				
Cumulative	0		0	
Cumulative - Total	0		0	
County - Total	220	32.16%	233	34.06%

Precinct	William J. Keith		Total Votes	Unresolved Write-In
County				
Houghton County Michigan				
City of Houghton, Precinct 2	231	33.77%	684	10
Houghton County Michigan - Total	231	33.77%	684	10
Cumulative				
Cumulative	0		0	0
Cumulative - Total	0		0	0
County - Total	231	33.77%	684	10

Delegate to the County Convention for Adams Township, Precinct 1 (DEM) (Vote for 6)
DEM

Precinct	Times Cast	Registered Voters
County		
Houghton County Michigan		
Adams Township, Precinct 1	527	1,881
Houghton County Michigan - Total	527	1,881
Cumulative		
Cumulative	0	0
Cumulative - Total	0	0
County - Total	527	1,881

Precinct	Janet Kay Gregorich		Total Votes	Unresolved Write-In
County				
Houghton County Michigan				
Adams Township, Precinct 1	196	100.00%	196	0
Houghton County Michigan - Total	196	100.00%	196	0
Cumulative				
Cumulative	0		0	0
Cumulative - Total	0		0	0
County - Total	196	100.00%	196	0

Delegate to the County Convention for Calumet Charter Township, Precinct 1 (DEM) (Vote for 5)
DEM

Precinct	Times Cast	Registered Voters
County		
Houghton County Michigan		
Calumet Charter Township, Precinct 1	509	1,586
Houghton County Michigan - Total	509	1,586
Cumulative		
Cumulative	0	0
Cumulative - Total	0	0
County - Total	509	1,586

Precinct	Michael Sean Clancey		Patricia Tikkanen		Total Votes
County					
Houghton County Michigan					
Calumet Charter Township, Precinct 1	133	44.48%	166	55.52%	299
Houghton County Michigan - Total	133	44.48%	166	55.52%	299
Cumulative					
Cumulative	0		0		0
Cumulative - Total	0		0		0
County - Total	133	44.48%	166	55.52%	299

Precinct	Unresolved Write-In
County	
Houghton County Michigan	
Calumet Charter Township, Precinct 1	2
Houghton County Michigan - Total	2
Cumulative	
Cumulative	0
Cumulative - Total	0
County - Total	2

Delegate to the County Convention for Calumet Charter Township, Precinct 2 (DEM) (Vote for 4)
DEM

Precinct	Times Cast	Registered Voters
County		
Houghton County Michigan		
Calumet Charter Township, Precinct 2	344	1,265
Houghton County Michigan - Total	344	1,265
Cumulative		
Cumulative	0	0
Cumulative - Total	0	0
County - Total	344	1,265

Precinct	Total Votes	Unresolved Write-In
County		
Houghton County Michigan		
Calumet Charter Township, Precinct 2	0	13
Houghton County Michigan - Total	0	13
Cumulative		
Cumulative	0	0
Cumulative - Total	0	0
County - Total	0	13

Delegate to the County Convention for Calumet Charter Township, Precinct 5 (DEM) (Vote for 3)
DEM

Precinct	Times Cast	Registered Voters
County		
Houghton County Michigan		
Calumet Charter Township, Precinct 5	130	583
Houghton County Michigan - Total	130	583
Cumulative		
Cumulative	0	0
Cumulative - Total	0	0
County - Total	130	583

Precinct	Total Votes	Unresolved Write-In
County		
Houghton County Michigan		
Calumet Charter Township, Precinct 5	0	6
Houghton County Michigan - Total	0	6
Cumulative		
Cumulative	0	0
Cumulative - Total	0	0
County - Total	0	6

Delegate to the County Convention for Calumet Charter Township, Precinct 9 (DEM) (Vote for 5)
DEM

Precinct	Times Cast	Registered Voters
County		
Houghton County Michigan		
Calumet Charter Township, Precinct 9	429	1,507
Houghton County Michigan - Total	429	1,507
Cumulative		
Cumulative	0	0
Cumulative - Total	0	0
County - Total	429	1,507

Precinct	Total Votes	Unresolved Write-In
County		
Houghton County Michigan		
Calumet Charter Township, Precinct 9	0	19
Houghton County Michigan - Total	0	19
Cumulative		
Cumulative	0	0
Cumulative - Total	0	0
County - Total	0	19

Delegate to the County Convention for Chassell Township, Precinct 1 (DEM) (Vote for 5)
DEM

Precinct	Times Cast	Registered Voters
County		
Houghton County Michigan		
Chassell Township, Precinct 1	604	1,510
Houghton County Michigan - Total	604	1,510
Cumulative		
Cumulative	0	0
Cumulative - Total	0	0
County - Total	604	1,510

Precinct	Bill Binroth		Elo Wittig		Total Votes
County					
Houghton County Michigan					
Chassell Township, Precinct 1	125	54.35%	105	45.65%	230
Houghton County Michigan - Total	125	54.35%	105	45.65%	230
Cumulative					
Cumulative	0		0		0
Cumulative - Total	0		0		0
County - Total	125	54.35%	105	45.65%	230

Precinct	Unresolved Write-In
County	
Houghton County Michigan	
Chassell Township, Precinct 1	6
Houghton County Michigan - Total	6
Cumulative	
Cumulative	0
Cumulative - Total	0
County - Total	6

Delegate to the County Convention for Duncan Township, Precinct 1 (DEM) (Vote for 2)
DEM

Precinct	Times Cast	Registered Voters
County		
Houghton County Michigan		
Duncan Township, Precinct 1	36	111
Houghton County Michigan - Total	36	111
Cumulative		
Cumulative	0	0
Cumulative - Total	0	0
County - Total	36	111

Precinct	Total Votes	Unresolved Write-In
County		
Houghton County Michigan		
Duncan Township, Precinct 1	0	1
Houghton County Michigan - Total	0	1
Cumulative		
Cumulative	0	0
Cumulative - Total	0	0
County - Total	0	1

Delegate to the County Convention for Duncan Township, Precinct 2 (DEM) (Vote for 2)
DEM

Precinct	Times Cast	Registered Voters
County		
Houghton County Michigan		
Duncan Township, Precinct 2	51	100
Houghton County Michigan - Total	51	100
Cumulative		
Cumulative	0	0
Cumulative - Total	0	0
County - Total	51	100

Precinct	Total Votes	Unresolved Write-In
County		
Houghton County Michigan		
Duncan Township, Precinct 2	0	8
Houghton County Michigan - Total	0	8
Cumulative		
Cumulative	0	0
Cumulative - Total	0	0
County - Total	0	8

Delegate to the County Convention for Elm River Township, Precinct 1 (DEM) (Vote for 2)
DEM

Precinct	Times Cast	Registered Voters
County		
Houghton County Michigan		
Elm River Township, Precinct 1	89	201
Houghton County Michigan - Total	89	201
Cumulative		
Cumulative	0	0
Cumulative - Total	0	0
County - Total	89	201

Precinct	Total Votes	Unresolved Write-In
County		
Houghton County Michigan		
Elm River Township, Precinct 1	0	0
Houghton County Michigan - Total	0	0
Cumulative		
Cumulative	0	0
Cumulative - Total	0	0
County - Total	0	0

Delegate to the County Convention for Franklin Township, Precinct 1 (DEM) (Vote for 3)
DEM

Precinct	Times Cast	Registered Voters
County		
Houghton County Michigan		
Franklin Township, Precinct 1	207	716
Houghton County Michigan - Total	207	716
Cumulative		
Cumulative	0	0
Cumulative - Total	0	0
County - Total	207	716

Precinct	Total Votes	Unresolved Write-In
County		
Houghton County Michigan		
Franklin Township, Precinct 1	0	4
Houghton County Michigan - Total	0	4
Cumulative		
Cumulative	0	0
Cumulative - Total	0	0
County - Total	0	4

Delegate to the County Convention for Franklin Township, Precinct 2 (DEM) (Vote for 3)
DEM

Precinct	Times Cast	Registered Voters
County		
Houghton County Michigan		
Franklin Township, Precinct 2	108	343
Houghton County Michigan - Total	108	343
Cumulative		
Cumulative	0	0
Cumulative - Total	0	0
County - Total	108	343

Precinct	Total Votes	Unresolved Write-In
County		
Houghton County Michigan		
Franklin Township, Precinct 2	0	3
Houghton County Michigan - Total	0	3
Cumulative		
Cumulative	0	0
Cumulative - Total	0	0
County - Total	0	3

Delegate to the County Convention for Hancock Township, Precinct 1 (DEM) (Vote for 2) DEM

Precinct	Times Cast	Registered Voters	Total Votes	Unresolved Write-In
County				
Houghton County Michigan				
Hancock Township, Precinct 1	143	373	0	2
Houghton County Michigan - Total	143	373	0	2
Cumulative				
Cumulative	0	0	0	0
Cumulative - Total	0	0	0	0
County - Total	143	373	0	2

Delegate to the County Convention for Laird Township, Precinct 1 (DEM) (Vote for 2) DEM

Precinct	Times Cast	Registered Voters
County		
Houghton County Michigan		
Laird Township, Precinct 1	186	412
Houghton County Michigan - Total	186	412
Cumulative		
Cumulative	0	0
Cumulative - Total	0	0
County - Total	186	412

Precinct	Total Votes	Unresolved Write-In
County		
Houghton County Michigan		
Laird Township, Precinct 1	0	1
Houghton County Michigan - Total	0	1
Cumulative		
Cumulative	0	0
Cumulative - Total	0	0
County - Total	0	1

Delegate to the County Convention for Osceola Township, Precinct 1 (DEM) (Vote for 2) DEM

Precinct	Times Cast	Registered Voters
County		
Houghton County Michigan		
Osceola Township, Precinct 1	144	382
Houghton County Michigan - Total	144	382
Cumulative		
Cumulative	0	0
Cumulative - Total	0	0
County - Total	144	382

Precinct	Horst Schmidt		Total Votes	Unresolved Write-In
County				
Houghton County Michigan				
Osceola Township, Precinct 1	47	100.00%	47	1
Houghton County Michigan - Total	47	100.00%	47	1
Cumulative				
Cumulative	0		0	0
Cumulative - Total	0		0	0
County - Total	47	100.00%	47	1

Delegate to the County Convention for Osceola Township, Precinct 2 (DEM) (Vote for 3)
DEM

Precinct	Times Cast	Registered Voters
County		
Houghton County Michigan		
Osceola Township, Precinct 2	211	699
Houghton County Michigan - Total	211	699
Cumulative		
Cumulative	0	0
Cumulative - Total	0	0
County - Total	211	699

Precinct	Total Votes	Unresolved Write-In
County		
Houghton County Michigan		
Osceola Township, Precinct 2	0	6
Houghton County Michigan - Total	0	6
Cumulative		
Cumulative	0	0
Cumulative - Total	0	0
County - Total	0	6

Delegate to the County Convention for Osceola Township, Precinct 4 (DEM) (Vote for 2)
DEM

Precinct	Times Cast	Registered Voters
County		
Houghton County Michigan		
Osceola Township, Precinct 4	110	332
Houghton County Michigan - Total	110	332
Cumulative		
Cumulative	0	0
Cumulative - Total	0	0
County - Total	110	332

Precinct	Total Votes	Unresolved Write-In
County		
Houghton County Michigan		
Osceola Township, Precinct 4	0	9
Houghton County Michigan - Total	0	9
Cumulative		
Cumulative	0	0
Cumulative - Total	0	0
County - Total	0	9

Delegate to the County Convention for Portage Township, Precinct 2 (DEM) (Vote for 8)
DEM

Precinct	Times Cast	Registered Voters
County		
Houghton County Michigan		
Portage Township, Precinct 2	685	1,940
Houghton County Michigan - Total	685	1,940
Cumulative		
Cumulative	0	0
Cumulative - Total	0	0
County - Total	685	1,940

Precinct	Anne Newcombe		Total Votes	Unresolved Write-In
County				
Houghton County Michigan				
Portage Township, Precinct 2	221	100.00%	221	0
Houghton County Michigan - Total	221	100.00%	221	0
Cumulative				
Cumulative	0		0	0
Cumulative - Total	0		0	0
County - Total	221	100.00%	221	0

Delegate to the County Convention for Portage Township, Precinct 4 (DEM) (Vote for 3)
DEM

Precinct	Times Cast	Registered Voters
County		
Houghton County Michigan		
Portage Township, Precinct 4	212	588
Houghton County Michigan - Total	212	588
Cumulative		
Cumulative	0	0
Cumulative - Total	0	0
County - Total	212	588

Precinct	Phillip L. Faucher		Linda L. Rulison		Total Votes
County					
Houghton County Michigan					
Portage Township, Precinct 4	68	45.33%	82	54.67%	150
Houghton County Michigan - Total	68	45.33%	82	54.67%	150
Cumulative					
Cumulative	0		0		0
Cumulative - Total	0		0		0
County - Total	68	45.33%	82	54.67%	150

Precinct	Unresolved Write-In
County	
Houghton County Michigan	
Portage Township, Precinct 4	0
Houghton County Michigan - Total	0
Cumulative	
Cumulative	0
Cumulative - Total	0
County - Total	0

Delegate to the County Convention for Quincy Township, Precinct 1 (DEM) (Vote for 2)
DEM

Precinct	Times Cast	Registered Voters
County		
Houghton County Michigan		
Quincy Township, Precinct 1	73	233
Houghton County Michigan - Total	73	233
Cumulative		
Cumulative	0	0
Cumulative - Total	0	0
County - Total	73	233

Precinct	Total Votes	Unresolved Write-In
County		
Houghton County Michigan		
Quincy Township, Precinct 1	0	0
Houghton County Michigan - Total	0	0
Cumulative		
Cumulative	0	0
Cumulative - Total	0	0
County - Total	0	0

Delegate to the County Convention for Schoolcraft Township, Precinct 1 (DEM) (Vote for 5)
DEM

Precinct	Times Cast	Registered Voters
County		
Houghton County Michigan		
Schoolcraft Township, Precinct 1	496	1,559
Houghton County Michigan - Total	496	1,559
Cumulative		
Cumulative	0	0
Cumulative - Total	0	0
County - Total	496	1,559

Precinct	Total Votes	Unresolved Write-In
County		
Houghton County Michigan		
Schoolcraft Township, Precinct 1	0	15
Houghton County Michigan - Total	0	15
Cumulative		
Cumulative	0	0
Cumulative - Total	0	0
County - Total	0	15

Delegate to the County Convention for Stanton Township, Precinct 1 (DEM) (Vote for 4)
DEM

Precinct	Times Cast	Registered Voters
County		
Houghton County Michigan		
Stanton Township, Precinct 1	413	1,113
Houghton County Michigan - Total	413	1,113
Cumulative		
Cumulative	0	0
Cumulative - Total	0	0
County - Total	413	1,113

Precinct	Total Votes	Unresolved Write-In
County		
Houghton County Michigan		
Stanton Township, Precinct 1	0	7
Houghton County Michigan - Total	0	7
Cumulative		
Cumulative	0	0
Cumulative - Total	0	0
County - Total	0	7

Delegate to the County Convention for Stanton Township, Precinct 2 (DEM) (Vote for 2)
DEM

Precinct	Times Cast	Registered Voters
County		
Houghton County Michigan		
Stanton Township, Precinct 2	66	136
Houghton County Michigan - Total	66	136
Cumulative		
Cumulative	0	0
Cumulative - Total	0	0
County - Total	66	136

Precinct	Total Votes	Unresolved Write-In
County		
Houghton County Michigan		
Stanton Township, Precinct 2	0	2
Houghton County Michigan - Total	0	2
Cumulative		
Cumulative	0	0
Cumulative - Total	0	0
County - Total	0	2

Delegate to the County Convention for Torch Lake Township, Precinct 1 (DEM) (Vote for 4)
DEM

Precinct	Times Cast	Registered Voters
County		
Houghton County Michigan		
Torch Lake Township, Precinct 1	314	943
Houghton County Michigan - Total	314	943
Cumulative		
Cumulative	0	0
Cumulative - Total	0	0
County - Total	314	943

Precinct	Levi Brule		Valorie Troesch		Total Votes
County					
Houghton County Michigan					
Torch Lake Township, Precinct 1	75	45.45%	90	54.55%	165
Houghton County Michigan - Total	75	45.45%	90	54.55%	165
Cumulative					
Cumulative	0		0		0
Cumulative - Total	0		0		0
County - Total	75	45.45%	90	54.55%	165

Precinct	Unresolved Write-In
County	
Houghton County Michigan	
Torch Lake Township, Precinct 1	2
Houghton County Michigan - Total	2
Cumulative	
Cumulative	0
Cumulative - Total	0
County - Total	2

Delegate to the County Convention for Torch Lake Township, Precinct 2 (DEM) (Vote for 3)
DEM

Precinct	Times Cast	Registered Voters
County		
Houghton County Michigan		
Torch Lake Township, Precinct 2	300	692
Houghton County Michigan - Total	300	692
Cumulative		
Cumulative	0	0
Cumulative - Total	0	0
County - Total	300	692

Precinct	Total Votes	Unresolved Write-In
County		
Houghton County Michigan		
Torch Lake Township, Precinct 2	0	5
Houghton County Michigan - Total	0	5
Cumulative		
Cumulative	0	0
Cumulative - Total	0	0
County - Total	0	5

County Prosecuting Attorney for Houghton County (REP) (Vote for 1)

REP

Precinct	Times Cast	Registered Voters	Total Votes	Unresolved Write-In
County				
Houghton County Michigan				
City of Hancock, Precinct 1	297	984	0	4
City of Hancock, Precinct 2	355	1,277	0	12
City of Hancock, Precinct 3	342	1,087	0	10
City of Houghton, Precinct 1	543	1,156	0	10
City of Houghton, Precinct 2	582	1,522	0	10
Adams Township, Precinct 1	527	1,881	0	18
Calumet Charter Township, Precinct 1	509	1,586	0	15
Calumet Charter Township, Precinct 2	344	1,265	0	8
Calumet Charter Township, Precinct 5	130	583	0	7
Calumet Charter Township, Precinct 9	429	1,507	0	13
Chassell Township, Precinct 1	604	1,510	0	16
Duncan Township, Precinct 1	36	111	0	3
Duncan Township, Precinct 2	51	100	0	4
Elm River Township, Precinct 1	89	201	0	2
Franklin Township, Precinct 1	207	716	0	6
Franklin Township, Precinct 2	108	343	0	1
Hancock Township, Precinct 1	143	373	0	5
Laird Township, Precinct 1	186	412	0	12
Osceola Township, Precinct 1	144	382	0	5
Osceola Township, Precinct 2	211	699	0	10
Osceola Township, Precinct 4	110	332	0	2
Portage Township, Precinct 2	685	1,940	0	19
Portage Township, Precinct 4	212	588	0	5

Precinct	Times Cast	Registered Voters
Quincy Township, Precinct 1	73	233
Schoolcraft Township, Precinct 1	496	1,559
Stanton Township, Precinct 1	413	1,113
Stanton Township, Precinct 2	66	136
Torch Lake Township, Precinct 1	314	943
Torch Lake Township, Precinct 2	300	692
Houghton County Michigan - Total	8,506	25,231
Cumulative		
Cumulative	0	0
Cumulative - Total	0	0
County - Total	8,506	25,231

Precinct	Total Votes	Unresolved Write-In
Quincy Township, Precinct 1	0	2
Schoolcraft Township, Precinct 1	0	20
Stanton Township, Precinct 1	0	5
Stanton Township, Precinct 2	0	1
Torch Lake Township, Precinct 1	0	12
Torch Lake Township, Precinct 2	0	14
Houghton County Michigan - Total	0	251
Cumulative		
Cumulative	0	0
Cumulative - Total	0	0
County - Total	0	251

County Sheriff for Houghton County (REP) (Vote for 1)
REP

Precinct	Times Cast	Registered Voters
County		
Houghton County Michigan		
City of Hancock, Precinct 1	297	984
City of Hancock, Precinct 2	355	1,277
City of Hancock, Precinct 3	342	1,087
City of Houghton, Precinct 1	543	1,156
City of Houghton, Precinct 2	582	1,522
Adams Township, Precinct 1	527	1,881
Calumet Charter Township, Precinct 1	509	1,586
Calumet Charter Township, Precinct 2	344	1,265
Calumet Charter Township, Precinct 5	130	583
Calumet Charter Township, Precinct 9	429	1,507
Chassell Township, Precinct 1	604	1,510
Duncan Township, Precinct 1	36	111
Duncan Township, Precinct 2	51	100
Elm River Township, Precinct 1	89	201
Franklin Township, Precinct 1	207	716
Franklin Township, Precinct 2	108	343
Hancock Township, Precinct 1	143	373
Laird Township, Precinct 1	186	412
Osceola Township, Precinct 1	144	382
Osceola Township, Precinct 2	211	699
Osceola Township, Precinct 4	110	332
Portage Township, Precinct 2	685	1,940
Portage Township, Precinct 4	212	588

Precinct	Steve Laux		Brian J. McLean		Total Votes
County					
Houghton County Michigan					
City of Hancock, Precinct 1	36	29.51%	86	70.49%	122
City of Hancock, Precinct 2	65	40.63%	95	59.38%	160
City of Hancock, Precinct 3	52	29.89%	122	70.11%	174
City of Houghton, Precinct 1	63	29.44%	151	70.56%	214
City of Houghton, Precinct 2	66	37.08%	112	62.92%	178
Adams Township, Precinct 1	103	38.43%	165	61.57%	268
Calumet Charter Township, Precinct 1	117	43.17%	154	56.83%	271
Calumet Charter Township, Precinct 2	72	32.00%	153	68.00%	225
Calumet Charter Township, Precinct 5	21	31.34%	46	68.66%	67
Calumet Charter Township, Precinct 9	66	27.27%	176	72.73%	242
Chassell Township, Precinct 1	224	54.50%	187	45.50%	411
Duncan Township, Precinct 1	6	31.58%	13	68.42%	19
Duncan Township, Precinct 2	11	37.93%	18	62.07%	29
Elm River Township, Precinct 1	16	37.21%	27	62.79%	43
Franklin Township, Precinct 1	48	40.00%	72	60.00%	120
Franklin Township, Precinct 2	18	35.29%	33	64.71%	51
Hancock Township, Precinct 1	29	33.33%	58	66.67%	87
Laird Township, Precinct 1	54	42.86%	72	57.14%	126
Osceola Township, Precinct 1	27	32.53%	56	67.47%	83
Osceola Township, Precinct 2	41	34.17%	79	65.83%	120
Osceola Township, Precinct 4	29	47.54%	32	52.46%	61
Portage Township, Precinct 2	134	36.41%	234	63.59%	368
Portage Township, Precinct 4	54	51.92%	50	48.08%	104

Precinct	Unresolved Write-In
County	
Houghton County Michigan	
City of Hancock, Precinct 1	0
City of Hancock, Precinct 2	0
City of Hancock, Precinct 3	0
City of Houghton, Precinct 1	0
City of Houghton, Precinct 2	0
Adams Township, Precinct 1	0
Calumet Charter Township, Precinct 1	0
Calumet Charter Township, Precinct 2	0
Calumet Charter Township, Precinct 5	1
Calumet Charter Township, Precinct 9	0
Chassell Township, Precinct 1	1
Duncan Township, Precinct 1	0
Duncan Township, Precinct 2	0
Elm River Township, Precinct 1	0
Franklin Township, Precinct 1	1
Franklin Township, Precinct 2	0
Hancock Township, Precinct 1	1
Laird Township, Precinct 1	0
Osceola Township, Precinct 1	0
Osceola Township, Precinct 2	0
Osceola Township, Precinct 4	0
Portage Township, Precinct 2	0
Portage Township, Precinct 4	0

Precinct	Times Cast	Registered Voters
Quincy Township, Precinct 1	73	233
Schoolcraft Township, Precinct 1	496	1,559
Stanton Township, Precinct 1	413	1,113
Stanton Township, Precinct 2	66	136
Torch Lake Township, Precinct 1	314	943
Torch Lake Township, Precinct 2	300	692
Houghton County Michigan - Total	8,506	25,231
Cumulative		
Cumulative	0	0
Cumulative - Total	0	0
County - Total	8,506	25,231

Precinct	Steve Laux		Brian J. McLean		Total Votes
Quincy Township, Precinct 1	20	40.82%	29	59.18%	49
Schoolcraft Township, Precinct 1	97	36.47%	169	63.53%	266
Stanton Township, Precinct 1	62	25.94%	177	74.06%	239
Stanton Township, Precinct 2	17	56.67%	13	43.33%	30
Torch Lake Township, Precinct 1	63	33.33%	126	66.67%	189
Torch Lake Township, Precinct 2	51	28.81%	126	71.19%	177
Houghton County Michigan - Total	1,662	36.99%	2,831	63.01%	4,493
Cumulative					
Cumulative	0		0		0
Cumulative - Total	0		0		0
County - Total	1,662	36.99%	2,831	63.01%	4,493

Precinct	Unresolved Write-In
Quincy Township, Precinct 1	0
Schoolcraft Township, Precinct 1	0
Stanton Township, Precinct 1	0
Stanton Township, Precinct 2	0
Torch Lake Township, Precinct 1	0
Torch Lake Township, Precinct 2	0
Houghton County Michigan - Total	4
Cumulative	
Cumulative	0
Cumulative - Total	0
County - Total	4

County Clerk for Houghton County (REP) (Vote for 1)
REP

Precinct	Times Cast	Registered Voters
County		
Houghton County Michigan		
City of Hancock, Precinct 1	297	984
City of Hancock, Precinct 2	355	1,277
City of Hancock, Precinct 3	342	1,087
City of Houghton, Precinct 1	543	1,156
City of Houghton, Precinct 2	582	1,522
Adams Township, Precinct 1	527	1,881
Calumet Charter Township, Precinct 1	509	1,586
Calumet Charter Township, Precinct 2	344	1,265
Calumet Charter Township, Precinct 5	130	583
Calumet Charter Township, Precinct 9	429	1,507
Chassell Township, Precinct 1	604	1,510
Duncan Township, Precinct 1	36	111
Duncan Township, Precinct 2	51	100
Elm River Township, Precinct 1	89	201
Franklin Township, Precinct 1	207	716
Franklin Township, Precinct 2	108	343
Hancock Township, Precinct 1	143	373
Laird Township, Precinct 1	186	412
Osceola Township, Precinct 1	144	382
Osceola Township, Precinct 2	211	699
Osceola Township, Precinct 4	110	332
Portage Township, Precinct 2	685	1,940
Portage Township, Precinct 4	212	588

Precinct	Justin Kasieta		Total Votes	Unresolved Write-In
County				
Houghton County Michigan				
City of Hancock, Precinct 1	84	100.00%	84	0
City of Hancock, Precinct 2	136	100.00%	136	1
City of Hancock, Precinct 3	127	100.00%	127	1
City of Houghton, Precinct 1	151	100.00%	151	0
City of Houghton, Precinct 2	123	100.00%	123	1
Adams Township, Precinct 1	201	100.00%	201	1
Calumet Charter Township, Precinct 1	212	100.00%	212	0
Calumet Charter Township, Precinct 2	169	100.00%	169	0
Calumet Charter Township, Precinct 5	50	100.00%	50	0
Calumet Charter Township, Precinct 9	186	100.00%	186	1
Chassell Township, Precinct 1	313	100.00%	313	1
Duncan Township, Precinct 1	14	100.00%	14	0
Duncan Township, Precinct 2	23	100.00%	23	0
Elm River Township, Precinct 1	23	100.00%	23	0
Franklin Township, Precinct 1	91	100.00%	91	1
Franklin Township, Precinct 2	36	100.00%	36	0
Hancock Township, Precinct 1	62	100.00%	62	0
Laird Township, Precinct 1	96	100.00%	96	0
Osceola Township, Precinct 1	65	100.00%	65	0
Osceola Township, Precinct 2	80	100.00%	80	0
Osceola Township, Precinct 4	55	100.00%	55	0
Portage Township, Precinct 2	278	100.00%	278	0
Portage Township, Precinct 4	84	100.00%	84	0

Precinct	Times Cast	Registered Voters
Quincy Township, Precinct 1	73	233
Schoolcraft Township, Precinct 1	496	1,559
Stanton Township, Precinct 1	413	1,113
Stanton Township, Precinct 2	66	136
Torch Lake Township, Precinct 1	314	943
Torch Lake Township, Precinct 2	300	692
Houghton County Michigan - Total	8,506	25,231
Cumulative		
Cumulative	0	0
Cumulative - Total	0	0
County - Total	8,506	25,231

Precinct	Justin Kasieta		Total Votes	Unresolved Write-In
Quincy Township, Precinct 1	35	100.00%	35	0
Schoolcraft Township, Precinct 1	215	100.00%	215	0
Stanton Township, Precinct 1	177	100.00%	177	0
Stanton Township, Precinct 2	18	100.00%	18	0
Torch Lake Township, Precinct 1	144	100.00%	144	2
Torch Lake Township, Precinct 2	135	100.00%	135	0
Houghton County Michigan - Total	3,383	100.00%	3,383	9
Cumulative				
Cumulative	0		0	0
Cumulative - Total	0		0	0
County - Total	3,383	100.00%	3,383	9

County Treasurer for Houghton County (REP) (Vote for 1)
REP

Precinct	Times Cast	Registered Voters
County		
Houghton County Michigan		
City of Hancock, Precinct 1	297	984
City of Hancock, Precinct 2	355	1,277
City of Hancock, Precinct 3	342	1,087
City of Houghton, Precinct 1	543	1,156
City of Houghton, Precinct 2	582	1,522
Adams Township, Precinct 1	527	1,881
Calumet Charter Township, Precinct 1	509	1,586
Calumet Charter Township, Precinct 2	344	1,265
Calumet Charter Township, Precinct 5	130	583
Calumet Charter Township, Precinct 9	429	1,507
Chassell Township, Precinct 1	604	1,510
Duncan Township, Precinct 1	36	111
Duncan Township, Precinct 2	51	100
Elm River Township, Precinct 1	89	201
Franklin Township, Precinct 1	207	716
Franklin Township, Precinct 2	108	343
Hancock Township, Precinct 1	143	373
Laird Township, Precinct 1	186	412
Osceola Township, Precinct 1	144	382
Osceola Township, Precinct 2	211	699
Osceola Township, Precinct 4	110	332
Portage Township, Precinct 2	685	1,940
Portage Township, Precinct 4	212	588

Precinct	Total Votes	Unresolved Write-In
County		
Houghton County Michigan		
City of Hancock, Precinct 1	0	6
City of Hancock, Precinct 2	0	13
City of Hancock, Precinct 3	0	15
City of Houghton, Precinct 1	0	9
City of Houghton, Precinct 2	0	8
Adams Township, Precinct 1	0	16
Calumet Charter Township, Precinct 1	0	18
Calumet Charter Township, Precinct 2	0	9
Calumet Charter Township, Precinct 5	0	4
Calumet Charter Township, Precinct 9	0	10
Chassell Township, Precinct 1	0	17
Duncan Township, Precinct 1	0	2
Duncan Township, Precinct 2	0	4
Elm River Township, Precinct 1	0	3
Franklin Township, Precinct 1	0	4
Franklin Township, Precinct 2	0	2
Hancock Township, Precinct 1	0	2
Laird Township, Precinct 1	0	12
Osceola Township, Precinct 1	0	5
Osceola Township, Precinct 2	0	15
Osceola Township, Precinct 4	0	3
Portage Township, Precinct 2	0	21
Portage Township, Precinct 4	0	3

Precinct	Times Cast	Registered Voters
Quincy Township, Precinct 1	73	233
Schoolcraft Township, Precinct 1	496	1,559
Stanton Township, Precinct 1	413	1,113
Stanton Township, Precinct 2	66	136
Torch Lake Township, Precinct 1	314	943
Torch Lake Township, Precinct 2	300	692
Houghton County Michigan - Total	8,506	25,231
Cumulative		
Cumulative	0	0
Cumulative - Total	0	0
County - Total	8,506	25,231

Precinct	Total Votes	Unresolved Write-In
Quincy Township, Precinct 1	0	1
Schoolcraft Township, Precinct 1	0	20
Stanton Township, Precinct 1	0	8
Stanton Township, Precinct 2	0	0
Torch Lake Township, Precinct 1	0	10
Torch Lake Township, Precinct 2	0	13
Houghton County Michigan - Total	0	253
Cumulative		
Cumulative	0	0
Cumulative - Total	0	0
County - Total	0	253

County Mine Inspector for Houghton County (REP) (Vote for 1)
REP

Precinct	Times Cast	Registered Voters
County		
Houghton County Michigan		
City of Hancock, Precinct 1	297	984
City of Hancock, Precinct 2	355	1,277
City of Hancock, Precinct 3	342	1,087
City of Houghton, Precinct 1	543	1,156
City of Houghton, Precinct 2	582	1,522
Adams Township, Precinct 1	527	1,881
Calumet Charter Township, Precinct 1	509	1,586
Calumet Charter Township, Precinct 2	344	1,265
Calumet Charter Township, Precinct 5	130	583
Calumet Charter Township, Precinct 9	429	1,507
Chassell Township, Precinct 1	604	1,510
Duncan Township, Precinct 1	36	111
Duncan Township, Precinct 2	51	100
Elm River Township, Precinct 1	89	201
Franklin Township, Precinct 1	207	716
Franklin Township, Precinct 2	108	343
Hancock Township, Precinct 1	143	373
Laird Township, Precinct 1	186	412
Osceola Township, Precinct 1	144	382
Osceola Township, Precinct 2	211	699
Osceola Township, Precinct 4	110	332
Portage Township, Precinct 2	685	1,940
Portage Township, Precinct 4	212	588

Precinct	Total Votes	Unresolved Write-In
County		
Houghton County Michigan		
City of Hancock, Precinct 1	0	6
City of Hancock, Precinct 2	0	11
City of Hancock, Precinct 3	0	15
City of Houghton, Precinct 1	0	10
City of Houghton, Precinct 2	0	8
Adams Township, Precinct 1	0	17
Calumet Charter Township, Precinct 1	0	16
Calumet Charter Township, Precinct 2	0	9
Calumet Charter Township, Precinct 5	0	3
Calumet Charter Township, Precinct 9	0	9
Chassell Township, Precinct 1	0	15
Duncan Township, Precinct 1	0	2
Duncan Township, Precinct 2	0	4
Elm River Township, Precinct 1	0	3
Franklin Township, Precinct 1	0	5
Franklin Township, Precinct 2	0	2
Hancock Township, Precinct 1	0	2
Laird Township, Precinct 1	0	11
Osceola Township, Precinct 1	0	5
Osceola Township, Precinct 2	0	15
Osceola Township, Precinct 4	0	3
Portage Township, Precinct 2	0	20
Portage Township, Precinct 4	0	3

Precinct	Times Cast	Registered Voters
Quincy Township, Precinct 1	73	233
Schoolcraft Township, Precinct 1	496	1,559
Stanton Township, Precinct 1	413	1,113
Stanton Township, Precinct 2	66	136
Torch Lake Township, Precinct 1	314	943
Torch Lake Township, Precinct 2	300	692
Houghton County Michigan - Total	8,506	25,231
Cumulative		
Cumulative	0	0
Cumulative - Total	0	0
County - Total	8,506	25,231

Precinct	Total Votes	Unresolved Write-In
Quincy Township, Precinct 1	0	1
Schoolcraft Township, Precinct 1	0	21
Stanton Township, Precinct 1	0	8
Stanton Township, Precinct 2	0	0
Torch Lake Township, Precinct 1	0	11
Torch Lake Township, Precinct 2	0	12
Houghton County Michigan - Total	0	247
Cumulative		
Cumulative	0	0
Cumulative - Total	0	0
County - Total	0	247

County Drain Commissioner for Houghton County (REP) (Vote for 1)

REP

Precinct	Times Cast	Registered Voters
County		
Houghton County Michigan		
City of Hancock, Precinct 1	297	984
City of Hancock, Precinct 2	355	1,277
City of Hancock, Precinct 3	342	1,087
City of Houghton, Precinct 1	543	1,156
City of Houghton, Precinct 2	582	1,522
Adams Township, Precinct 1	527	1,881
Calumet Charter Township, Precinct 1	509	1,586
Calumet Charter Township, Precinct 2	344	1,265
Calumet Charter Township, Precinct 5	130	583
Calumet Charter Township, Precinct 9	429	1,507
Chassell Township, Precinct 1	604	1,510
Duncan Township, Precinct 1	36	111
Duncan Township, Precinct 2	51	100
Elm River Township, Precinct 1	89	201
Franklin Township, Precinct 1	207	716
Franklin Township, Precinct 2	108	343
Hancock Township, Precinct 1	143	373
Laird Township, Precinct 1	186	412
Osceola Township, Precinct 1	144	382
Osceola Township, Precinct 2	211	699
Osceola Township, Precinct 4	110	332
Portage Township, Precinct 2	685	1,940
Portage Township, Precinct 4	212	588

Precinct	Total Votes	Unresolved Write-In
County		
Houghton County Michigan		
City of Hancock, Precinct 1	0	5
City of Hancock, Precinct 2	0	11
City of Hancock, Precinct 3	0	13
City of Houghton, Precinct 1	0	7
City of Houghton, Precinct 2	0	8
Adams Township, Precinct 1	0	16
Calumet Charter Township, Precinct 1	0	15
Calumet Charter Township, Precinct 2	0	8
Calumet Charter Township, Precinct 5	0	3
Calumet Charter Township, Precinct 9	0	9
Chassell Township, Precinct 1	0	15
Duncan Township, Precinct 1	0	2
Duncan Township, Precinct 2	0	4
Elm River Township, Precinct 1	0	2
Franklin Township, Precinct 1	0	4
Franklin Township, Precinct 2	0	2
Hancock Township, Precinct 1	0	3
Laird Township, Precinct 1	0	11
Osceola Township, Precinct 1	0	5
Osceola Township, Precinct 2	0	15
Osceola Township, Precinct 4	0	3
Portage Township, Precinct 2	0	19
Portage Township, Precinct 4	0	3

Precinct	Times Cast	Registered Voters
Quincy Township, Precinct 1	73	233
Schoolcraft Township, Precinct 1	496	1,559
Stanton Township, Precinct 1	413	1,113
Stanton Township, Precinct 2	66	136
Torch Lake Township, Precinct 1	314	943
Torch Lake Township, Precinct 2	300	692
Houghton County Michigan - Total	8,506	25,231
Cumulative		
Cumulative	0	0
Cumulative - Total	0	0
County - Total	8,506	25,231

Precinct	Total Votes	Unresolved Write-In
Quincy Township, Precinct 1	0	1
Schoolcraft Township, Precinct 1	0	21
Stanton Township, Precinct 1	0	7
Stanton Township, Precinct 2	0	0
Torch Lake Township, Precinct 1	0	8
Torch Lake Township, Precinct 2	0	12
Houghton County Michigan - Total	0	232
Cumulative		
Cumulative	0	0
Cumulative - Total	0	0
County - Total	0	232

County Commissioner for County Commissioner District 1 (REP) (Vote for 1)
REP

Precinct	Times Cast	Registered Voters
County		
Houghton County Michigan		
Calumet Charter Township, Precinct 1	509	1,586
Calumet Charter Township, Precinct 2	344	1,265
Calumet Charter Township, Precinct 5	130	583
Calumet Charter Township, Precinct 9	429	1,507
Hancock Township, Precinct 1	143	373
Houghton County Michigan - Total	1,555	5,314
Cumulative		
Cumulative	0	0
Cumulative - Total	0	0
County - Total	1,555	5,314

Precinct	Tom Tikkanen		Total Votes	Unresolved Write-In
County				
Houghton County Michigan				
Calumet Charter Township, Precinct 1	222	100.00%	222	3
Calumet Charter Township, Precinct 2	175	100.00%	175	1
Calumet Charter Township, Precinct 5	54	100.00%	54	1
Calumet Charter Township, Precinct 9	199	100.00%	199	0
Hancock Township, Precinct 1	65	100.00%	65	0
Houghton County Michigan - Total	715	100.00%	715	5
Cumulative				
Cumulative	0		0	0
Cumulative - Total	0		0	0
County - Total	715	100.00%	715	5

County Commissioner for County Commissioner District 2 (REP) (Vote for 1)
REP

Precinct	Times Cast	Registered Voters
County		
Houghton County Michigan		
Franklin Township, Precinct 1	207	716
Franklin Township, Precinct 2	108	343
Osceola Township, Precinct 1	144	382
Osceola Township, Precinct 2	211	699
Osceola Township, Precinct 4	110	332
Quincy Township, Precinct 1	73	233
Schoolcraft Township, Precinct 1	496	1,559
Torch Lake Township, Precinct 1	314	943
Torch Lake Township, Precinct 2	300	692
Houghton County Michigan - Total	1,963	5,899
Cumulative		
Cumulative	0	0
Cumulative - Total	0	0
County - Total	1,963	5,899

Precinct	Albert Koskela		Total Votes	Unresolved Write-In
County				
Houghton County Michigan				
Franklin Township, Precinct 1	95	100.00%	95	0
Franklin Township, Precinct 2	36	100.00%	36	0
Osceola Township, Precinct 1	67	100.00%	67	0
Osceola Township, Precinct 2	86	100.00%	86	2
Osceola Township, Precinct 4	56	100.00%	56	0
Quincy Township, Precinct 1	43	100.00%	43	0
Schoolcraft Township, Precinct 1	217	100.00%	217	0
Torch Lake Township, Precinct 1	150	100.00%	150	1
Torch Lake Township, Precinct 2	141	100.00%	141	0
Houghton County Michigan - Total	891	100.00%	891	3
Cumulative				
Cumulative	0		0	0
Cumulative - Total	0		0	0
County - Total	891	100.00%	891	3

County Commissioner for County Commissioner District 3 (REP) (Vote for 1)
REP

Precinct	Times Cast	Registered Voters
County		
Houghton County Michigan		
City of Hancock, Precinct 1	297	984
City of Hancock, Precinct 2	355	1,277
City of Hancock, Precinct 3	342	1,087
Adams Township, Precinct 1	527	1,881
Houghton County Michigan - Total	1,521	5,229
Cumulative		
Cumulative	0	0
Cumulative - Total	0	0
County - Total	1,521	5,229

Precinct	Dan Holcomb		Total Votes	Unresolved Write-In
County				
Houghton County Michigan				
City of Hancock, Precinct 1	73	100.00%	73	0
City of Hancock, Precinct 2	127	100.00%	127	1
City of Hancock, Precinct 3	129	100.00%	129	1
Adams Township, Precinct 1	199	100.00%	199	0
Houghton County Michigan - Total	528	100.00%	528	2
Cumulative				
Cumulative	0		0	0
Cumulative - Total	0		0	0
County - Total	528	100.00%	528	2

County Commissioner for County Commissioner District 4 (REP) (Vote for 1)
REP

Precinct	Times Cast	Registered Voters
County		
Houghton County Michigan		
City of Houghton, Precinct 1	543	1,156
City of Houghton, Precinct 2	582	1,522
Houghton County Michigan - Total	1,125	2,678
Cumulative		
Cumulative	0	0
Cumulative - Total	0	0
County - Total	1,125	2,678

Precinct	Total Votes	Unresolved Write-In
County		
Houghton County Michigan		
City of Houghton, Precinct 1	0	5
City of Houghton, Precinct 2	0	5
Houghton County Michigan - Total	0	10
Cumulative		
Cumulative	0	0
Cumulative - Total	0	0
County - Total	0	10

County Commissioner for County Commissioner District 5 (REP) (Vote for 1)
REP

Precinct	Times Cast	Registered Voters
County		
Houghton County Michigan		
Chassell Township, Precinct 1	604	1,510
Duncan Township, Precinct 1	36	111
Duncan Township, Precinct 2	51	100
Elm River Township, Precinct 1	89	201
Laird Township, Precinct 1	186	412
Portage Township, Precinct 2	685	1,940
Portage Township, Precinct 4	212	588
Stanton Township, Precinct 1	413	1,113
Stanton Township, Precinct 2	66	136
Houghton County Michigan - Total	2,342	6,111
Cumulative		
Cumulative	0	0
Cumulative - Total	0	0
County - Total	2,342	6,111

Precinct	Roy Britz		Total Votes	Unresolved Write-In
County				
Houghton County Michigan				
Chassell Township, Precinct 1	330	100.00%	330	0
Duncan Township, Precinct 1	16	100.00%	16	0
Duncan Township, Precinct 2	27	100.00%	27	0
Elm River Township, Precinct 1	31	100.00%	31	0
Laird Township, Precinct 1	107	100.00%	107	0
Portage Township, Precinct 2	309	100.00%	309	1
Portage Township, Precinct 4	84	100.00%	84	0
Stanton Township, Precinct 1	206	100.00%	206	0
Stanton Township, Precinct 2	18	100.00%	18	0
Houghton County Michigan - Total	1,128	100.00%	1,128	1
Cumulative				
Cumulative	0		0	0
Cumulative - Total	0		0	0
County - Total	1,128	100.00%	1,128	1

Township Supervisor for Adams Township (REP) (Vote for 1)
REP

Precinct	Times Cast	Registered Voters
County		
Houghton County Michigan		
Adams Township, Precinct 1	527	1,881
Houghton County Michigan - Total	527	1,881
Cumulative		
Cumulative	0	0
Cumulative - Total	0	0
County - Total	527	1,881

Precinct	Total Votes	Unresolved Write-In
County		
Houghton County Michigan		
Adams Township, Precinct 1	0	14
Houghton County Michigan - Total	0	14
Cumulative		
Cumulative	0	0
Cumulative - Total	0	0
County - Total	0	14

Township Supervisor for Calumet Charter Township (REP) (Vote for 1)
REP

Precinct	Times Cast	Registered Voters
County		
Houghton County Michigan		
Calumet Charter Township, Precinct 1	509	1,586
Calumet Charter Township, Precinct 2	344	1,265
Calumet Charter Township, Precinct 5	130	583
Calumet Charter Township, Precinct 9	429	1,507
Houghton County Michigan - Total	1,412	4,941
Cumulative		
Cumulative	0	0
Cumulative - Total	0	0
County - Total	1,412	4,941

Precinct	Timothy Gasperich		Total Votes	Unresolved Write-In
County				
Houghton County Michigan				
Calumet Charter Township, Precinct 1	233	100.00%	233	4
Calumet Charter Township, Precinct 2	188	100.00%	188	2
Calumet Charter Township, Precinct 5	57	100.00%	57	0
Calumet Charter Township, Precinct 9	213	100.00%	213	0
Houghton County Michigan - Total	691	100.00%	691	6
Cumulative				
Cumulative	0		0	0
Cumulative - Total	0		0	0
County - Total	691	100.00%	691	6

Township Supervisor for Chassell Charter Township (REP) (Vote for 1)
REP

Precinct	Times Cast	Registered Voters	Total Votes	Unresolved Write-In
County				
Houghton County Michigan				
Chassell Township, Precinct 1	604	1,510	0	16
Houghton County Michigan - Total	604	1,510	0	16
Cumulative				
Cumulative	0	0	0	0
Cumulative - Total	0	0	0	0
County - Total	604	1,510	0	16

Township Supervisor for Duncan Township (REP) (Vote for 1)
REP

Precinct	Times Cast	Registered Voters
County		
Houghton County Michigan		
Duncan Township, Precinct 1	36	111
Duncan Township, Precinct 2	51	100
Houghton County Michigan - Total	87	211
Cumulative		
Cumulative	0	0
Cumulative - Total	0	0
County - Total	87	211

Precinct	Total Votes	Unresolved Write-In
County		
Houghton County Michigan		
Duncan Township, Precinct 1	0	2
Duncan Township, Precinct 2	0	2
Houghton County Michigan - Total	0	4
Cumulative		
Cumulative	0	0
Cumulative - Total	0	0
County - Total	0	4

Township Supervisor for Elm River Township (REP) (Vote for 1)
REP

Precinct	Times Cast	Registered Voters
County		
Houghton County Michigan		
Elm River Township, Precinct 1	89	201
Houghton County Michigan - Total	89	201
Cumulative		
Cumulative	0	0
Cumulative - Total	0	0
County - Total	89	201

Precinct	Total Votes	Unresolved Write-In
County		
Houghton County Michigan		
Elm River Township, Precinct 1	0	3
Houghton County Michigan - Total	0	3
Cumulative		
Cumulative	0	0
Cumulative - Total	0	0
County - Total	0	3

Township Supervisor for Franklin Township (REP) (Vote for 1)
REP

Precinct	Times Cast	Registered Voters
County		
Houghton County Michigan		
Franklin Township, Precinct 1	207	716
Franklin Township, Precinct 2	108	343
Houghton County Michigan - Total	315	1,059
Cumulative		
Cumulative	0	0
Cumulative - Total	0	0
County - Total	315	1,059

Precinct	Total Votes	Unresolved Write-In
County		
Houghton County Michigan		
Franklin Township, Precinct 1	0	7
Franklin Township, Precinct 2	0	2
Houghton County Michigan - Total	0	9
Cumulative		
Cumulative	0	0
Cumulative - Total	0	0
County - Total	0	9

Township Supervisor for Hancock Township (REP) (Vote for 1)
REP

Precinct	Times Cast	Registered Voters
County		
Houghton County Michigan		
Hancock Township, Precinct 1	143	373
Houghton County Michigan - Total	143	373
Cumulative		
Cumulative	0	0
Cumulative - Total	0	0
County - Total	143	373

Precinct	Michael Scott Young		Total Votes	Unresolved Write-In
County				
Houghton County Michigan				
Hancock Township, Precinct 1	59	100.00%	59	0
Houghton County Michigan - Total	59	100.00%	59	0
Cumulative				
Cumulative	0		0	0
Cumulative - Total	0		0	0
County - Total	59	100.00%	59	0

Township Supervisor for Laird Township (REP) (Vote for 1)
REP

Precinct	Times Cast	Registered Voters
County		
Houghton County Michigan		
Laird Township, Precinct 1	186	412
Houghton County Michigan - Total	186	412
Cumulative		
Cumulative	0	0
Cumulative - Total	0	0
County - Total	186	412

Precinct	Brian J. Wilder		Total Votes	Unresolved Write-In
County				
Houghton County Michigan				
Laird Township, Precinct 1	87	100.00%	87	0
Houghton County Michigan - Total	87	100.00%	87	0
Cumulative				
Cumulative	0		0	0
Cumulative - Total	0		0	0
County - Total	87	100.00%	87	0

Township Supervisor for Osceola Township (REP) (Vote for 1)
REP

Precinct	Times Cast	Registered Voters
County		
Houghton County Michigan		
Osceola Township, Precinct 1	144	382
Osceola Township, Precinct 2	211	699
Osceola Township, Precinct 4	110	332
Houghton County Michigan - Total	465	1,413
Cumulative		
Cumulative	0	0
Cumulative - Total	0	0
County - Total	465	1,413

Precinct	Total Votes	Unresolved Write-In
County		
Houghton County Michigan		
Osceola Township, Precinct 1	0	6
Osceola Township, Precinct 2	0	13
Osceola Township, Precinct 4	0	4
Houghton County Michigan - Total	0	23
Cumulative		
Cumulative	0	0
Cumulative - Total	0	0
County - Total	0	23

Township Supervisor for Portage Township (REP) (Vote for 1)
REP

Precinct	Times Cast	Registered Voters
County		
Houghton County Michigan		
Portage Township, Precinct 2	685	1,940
Portage Township, Precinct 4	212	588
Houghton County Michigan - Total	897	2,528
Cumulative		
Cumulative	0	0
Cumulative - Total	0	0
County - Total	897	2,528

Precinct	Total Votes	Unresolved Write-In
County		
Houghton County Michigan		
Portage Township, Precinct 2	0	14
Portage Township, Precinct 4	0	3
Houghton County Michigan - Total	0	17
Cumulative		
Cumulative	0	0
Cumulative - Total	0	0
County - Total	0	17

Township Supervisor for Quincy Township (REP) (Vote for 1)
REP

Precinct	Times Cast	Registered Voters
County		
Houghton County Michigan		
Quincy Township, Precinct 1	73	233
Houghton County Michigan - Total	73	233
Cumulative		
Cumulative	0	0
Cumulative - Total	0	0
County - Total	73	233

Precinct	Glenn P. North		Total Votes	Unresolved Write-In
County				
Houghton County Michigan				
Quincy Township, Precinct 1	36	100.00%	36	0
Houghton County Michigan - Total	36	100.00%	36	0
Cumulative				
Cumulative	0		0	0
Cumulative - Total	0		0	0
County - Total	36	100.00%	36	0

Township Supervisor for Schoolcraft Township (REP) (Vote for 1)
REP

Precinct	Times Cast	Registered Voters
County		
Houghton County Michigan		
Schoolcraft Township, Precinct 1	496	1,559
Houghton County Michigan - Total	496	1,559
Cumulative		
Cumulative	0	0
Cumulative - Total	0	0
County - Total	496	1,559

Precinct	Joel L. Keranen		Total Votes	Unresolved Write-In
County				
Houghton County Michigan				
Schoolcraft Township, Precinct 1	222	100.00%	222	1
Houghton County Michigan - Total	222	100.00%	222	1
Cumulative				
Cumulative	0		0	0
Cumulative - Total	0		0	0
County - Total	222	100.00%	222	1

Township Supervisor for Stanton Township (REP) (Vote for 1)
REP

Precinct	Times Cast	Registered Voters
County		
Houghton County Michigan		
Stanton Township, Precinct 1	413	1,113
Stanton Township, Precinct 2	66	136
Houghton County Michigan - Total	479	1,249
Cumulative		
Cumulative	0	0
Cumulative - Total	0	0
County - Total	479	1,249

Precinct	John Mattila		Total Votes	Unresolved Write-In
County				
Houghton County Michigan				
Stanton Township, Precinct 1	192	100.00%	192	4
Stanton Township, Precinct 2	26	100.00%	26	0
Houghton County Michigan - Total	218	100.00%	218	4
Cumulative				
Cumulative	0		0	0
Cumulative - Total	0		0	0
County - Total	218	100.00%	218	4

Township Supervisor for Torch Lake Township (REP) (Vote for 1)
REP

Precinct	Times Cast	Registered Voters
County		
Houghton County Michigan		
Torch Lake Township, Precinct 1	314	943
Torch Lake Township, Precinct 2	300	692
Houghton County Michigan - Total	614	1,635
Cumulative		
Cumulative	0	0
Cumulative - Total	0	0
County - Total	614	1,635

Precinct	Total Votes	Unresolved Write-In
County		
Houghton County Michigan		
Torch Lake Township, Precinct 1	0	10
Torch Lake Township, Precinct 2	0	14
Houghton County Michigan - Total	0	24
Cumulative		
Cumulative	0	0
Cumulative - Total	0	0
County - Total	0	24

Township Clerk for Adams Township (REP) (Vote for 1)
REP

Precinct	Times Cast	Registered Voters
County		
Houghton County Michigan		
Adams Township, Precinct 1	527	1,881
Houghton County Michigan - Total	527	1,881
Cumulative		
Cumulative	0	0
Cumulative - Total	0	0
County - Total	527	1,881

Precinct	Total Votes	Unresolved Write-In
County		
Houghton County Michigan		
Adams Township, Precinct 1	0	14
Houghton County Michigan - Total	0	14
Cumulative		
Cumulative	0	0
Cumulative - Total	0	0
County - Total	0	14

Township Clerk for Calumet Charter Township (REP) (Vote for 1)
REP

Precinct	Times Cast	Registered Voters
County		
Houghton County Michigan		
Calumet Charter Township, Precinct 1	509	1,586
Calumet Charter Township, Precinct 2	344	1,265
Calumet Charter Township, Precinct 5	130	583
Calumet Charter Township, Precinct 9	429	1,507
Houghton County Michigan - Total	1,412	4,941
Cumulative		
Cumulative	0	0
Cumulative - Total	0	0
County - Total	1,412	4,941

Precinct	Beth Salmela		Total Votes	Unresolved Write-In
County				
Houghton County Michigan				
Calumet Charter Township, Precinct 1	237	100.00%	237	0
Calumet Charter Township, Precinct 2	192	100.00%	192	1
Calumet Charter Township, Precinct 5	58	100.00%	58	0
Calumet Charter Township, Precinct 9	219	100.00%	219	1
Houghton County Michigan - Total	706	100.00%	706	2
Cumulative				
Cumulative	0		0	0
Cumulative - Total	0		0	0
County - Total	706	100.00%	706	2

Township Clerk for Chassell Charter Township (REP) (Vote for 1)
REP

Precinct	Times Cast	Registered Voters
County		
Houghton County Michigan		
Chassell Township, Precinct 1	604	1,510
Houghton County Michigan - Total	604	1,510
Cumulative		
Cumulative	0	0
Cumulative - Total	0	0
County - Total	604	1,510

Precinct	Total Votes	Unresolved Write-In
County		
Houghton County Michigan		
Chassell Township, Precinct 1	0	14
Houghton County Michigan - Total	0	14
Cumulative		
Cumulative	0	0
Cumulative - Total	0	0
County - Total	0	14

Township Clerk for Duncan Township (REP) (Vote for 1)
REP

Precinct	Times Cast	Registered Voters
County		
Houghton County Michigan		
Duncan Township, Precinct 1	36	111
Duncan Township, Precinct 2	51	100
Houghton County Michigan - Total	87	211
Cumulative		
Cumulative	0	0
Cumulative - Total	0	0
County - Total	87	211

Precinct	Total Votes	Unresolved Write-In
County		
Houghton County Michigan		
Duncan Township, Precinct 1	0	2
Duncan Township, Precinct 2	0	2
Houghton County Michigan - Total	0	4
Cumulative		
Cumulative	0	0
Cumulative - Total	0	0
County - Total	0	4

Township Clerk for Elm River Township (REP) (Vote for 1)
REP

Precinct	Times Cast	Registered Voters
County		
Houghton County Michigan		
Elm River Township, Precinct 1	89	201
Houghton County Michigan - Total	89	201
Cumulative		
Cumulative	0	0
Cumulative - Total	0	0
County - Total	89	201

Precinct	Total Votes	Unresolved Write-In
County		
Houghton County Michigan		
Elm River Township, Precinct 1	0	3
Houghton County Michigan - Total	0	3
Cumulative		
Cumulative	0	0
Cumulative - Total	0	0
County - Total	0	3

Township Clerk for Franklin Township (REP) (Vote for 1)
REP

Precinct	Times Cast	Registered Voters
County		
Houghton County Michigan		
Franklin Township, Precinct 1	207	716
Franklin Township, Precinct 2	108	343
Houghton County Michigan - Total	315	1,059
Cumulative		
Cumulative	0	0
Cumulative - Total	0	0
County - Total	315	1,059

Precinct	Total Votes	Unresolved Write-In
County		
Houghton County Michigan		
Franklin Township, Precinct 1	0	6
Franklin Township, Precinct 2	0	2
Houghton County Michigan - Total	0	8
Cumulative		
Cumulative	0	0
Cumulative - Total	0	0
County - Total	0	8

Township Clerk for Hancock Township (REP) (Vote for 1)
REP

Precinct	Times Cast	Registered Voters
County		
Houghton County Michigan		
Hancock Township, Precinct 1	143	373
Houghton County Michigan - Total	143	373
Cumulative		
Cumulative	0	0
Cumulative - Total	0	0
County - Total	143	373

Precinct	Lori Makela Young		Total Votes	Unresolved Write-In
County				
Houghton County Michigan				
Hancock Township, Precinct 1	57	100.00%	57	0
Houghton County Michigan - Total	57	100.00%	57	0
Cumulative				
Cumulative	0		0	0
Cumulative - Total	0		0	0
County - Total	57	100.00%	57	0

Township Clerk for Laird Township (REP) (Vote for 1)
REP

Precinct	Times Cast	Registered Voters
County		
Houghton County Michigan		
Laird Township, Precinct 1	186	412
Houghton County Michigan - Total	186	412
Cumulative		
Cumulative	0	0
Cumulative - Total	0	0
County - Total	186	412

Precinct	Robin A. Henry		Total Votes	Unresolved Write-In
County				
Houghton County Michigan				
Laird Township, Precinct 1	113	100.00%	113	0
Houghton County Michigan - Total	113	100.00%	113	0
Cumulative				
Cumulative	0		0	0
Cumulative - Total	0		0	0
County - Total	113	100.00%	113	0

Township Clerk for Osceola Township (REP) (Vote for 1)
REP

Precinct	Times Cast	Registered Voters
County		
Houghton County Michigan		
Osceola Township, Precinct 1	144	382
Osceola Township, Precinct 2	211	699
Osceola Township, Precinct 4	110	332
Houghton County Michigan - Total	465	1,413
Cumulative		
Cumulative	0	0
Cumulative - Total	0	0
County - Total	465	1,413

Precinct	Tracy Sleeman Houle		Total Votes	Unresolved Write-In
County				
Houghton County Michigan				
Osceola Township, Precinct 1	71	100.00%	71	0
Osceola Township, Precinct 2	92	100.00%	92	0
Osceola Township, Precinct 4	53	100.00%	53	0
Houghton County Michigan - Total	216	100.00%	216	0
Cumulative				
Cumulative	0		0	0
Cumulative - Total	0		0	0
County - Total	216	100.00%	216	0

Township Clerk for Portage Township (REP) (Vote for 1)
REP

Precinct	Times Cast	Registered Voters
County		
Houghton County Michigan		
Portage Township, Precinct 2	685	1,940
Portage Township, Precinct 4	212	588
Houghton County Michigan - Total	897	2,528
Cumulative		
Cumulative	0	0
Cumulative - Total	0	0
County - Total	897	2,528

Precinct	Amy Skewes		Total Votes	Unresolved Write-In
County				
Houghton County Michigan				
Portage Township, Precinct 2	299	100.00%	299	0
Portage Township, Precinct 4	86	100.00%	86	0
Houghton County Michigan - Total	385	100.00%	385	0
Cumulative				
Cumulative	0		0	0
Cumulative - Total	0		0	0
County - Total	385	100.00%	385	0

Township Clerk for Quincy Township (REP) (Vote for 1)
REP

Precinct	Times Cast	Registered Voters
County		
Houghton County Michigan		
Quincy Township, Precinct 1	73	233
Houghton County Michigan - Total	73	233
Cumulative		
Cumulative	0	0
Cumulative - Total	0	0
County - Total	73	233

Precinct	Beth Helminen		Total Votes	Unresolved Write-In
County				
Houghton County Michigan				
Quincy Township, Precinct 1	37	100.00%	37	0
Houghton County Michigan - Total	37	100.00%	37	0
Cumulative				
Cumulative	0		0	0
Cumulative - Total	0		0	0
County - Total	37	100.00%	37	0

Township Clerk for Schoolcraft Township (REP) (Vote for 1)
REP

Precinct	Times Cast	Registered Voters
County		
Houghton County Michigan		
Schoolcraft Township, Precinct 1	496	1,559
Houghton County Michigan - Total	496	1,559
Cumulative		
Cumulative	0	0
Cumulative - Total	0	0
County - Total	496	1,559

Precinct	Gary Wenberg		Total Votes	Unresolved Write-In
County				
Houghton County Michigan				
Schoolcraft Township, Precinct 1	224	100.00%	224	0
Houghton County Michigan - Total	224	100.00%	224	0
Cumulative				
Cumulative	0		0	0
Cumulative - Total	0		0	0
County - Total	224	100.00%	224	0

Township Clerk for Stanton Township (REP) (Vote for 1)
REP

Precinct	Times Cast	Registered Voters
County		
Houghton County Michigan		
Stanton Township, Precinct 1	413	1,113
Stanton Township, Precinct 2	66	136
Houghton County Michigan - Total	479	1,249
Cumulative		
Cumulative	0	0
Cumulative - Total	0	0
County - Total	479	1,249

Precinct	Kara Heinonen		Total Votes	Unresolved Write-In
County				
Houghton County Michigan				
Stanton Township, Precinct 1	211	100.00%	211	0
Stanton Township, Precinct 2	19	100.00%	19	0
Houghton County Michigan - Total	230	100.00%	230	0
Cumulative				
Cumulative	0		0	0
Cumulative - Total	0		0	0
County - Total	230	100.00%	230	0

Township Clerk for Torch Lake Township (REP) (Vote for 1)
REP

Precinct	Times Cast	Registered Voters
County		
Houghton County Michigan		
Torch Lake Township, Precinct 1	314	943
Torch Lake Township, Precinct 2	300	692
Houghton County Michigan - Total	614	1,635
Cumulative		
Cumulative	0	0
Cumulative - Total	0	0
County - Total	614	1,635

Precinct	Total Votes	Unresolved Write-In
County		
Houghton County Michigan		
Torch Lake Township, Precinct 1	0	9
Torch Lake Township, Precinct 2	0	13
Houghton County Michigan - Total	0	22
Cumulative		
Cumulative	0	0
Cumulative - Total	0	0
County - Total	0	22

Township Treasurer for Adams Township (REP) (Vote for 1)
REP

Precinct	Times Cast	Registered Voters
County		
Houghton County Michigan		
Adams Township, Precinct 1	527	1,881
Houghton County Michigan - Total	527	1,881
Cumulative		
Cumulative	0	0
Cumulative - Total	0	0
County - Total	527	1,881

Precinct	Tracy J. Immonen		Total Votes	Unresolved Write-In
County				
Houghton County Michigan				
Adams Township, Precinct 1	215	100.00%	215	1
Houghton County Michigan - Total	215	100.00%	215	1
Cumulative				
Cumulative	0		0	0
Cumulative - Total	0		0	0
County - Total	215	100.00%	215	1

Township Treasurer for Calumet Charter Township (REP) (Vote for 1)
REP

Precinct	Times Cast	Registered Voters
County		
Houghton County Michigan		
Calumet Charter Township, Precinct 1	509	1,586
Calumet Charter Township, Precinct 2	344	1,265
Calumet Charter Township, Precinct 5	130	583
Calumet Charter Township, Precinct 9	429	1,507
Houghton County Michigan - Total	1,412	4,941
Cumulative		
Cumulative	0	0
Cumulative - Total	0	0
County - Total	1,412	4,941

Precinct	Fay Mattson		Total Votes	Unresolved Write-In
County				
Houghton County Michigan				
Calumet Charter Township, Precinct 1	232	100.00%	232	0
Calumet Charter Township, Precinct 2	190	100.00%	190	0
Calumet Charter Township, Precinct 5	59	100.00%	59	0
Calumet Charter Township, Precinct 9	221	100.00%	221	0
Houghton County Michigan - Total	702	100.00%	702	0
Cumulative				
Cumulative	0		0	0
Cumulative - Total	0		0	0
County - Total	702	100.00%	702	0

Township Treasurer for Chassell Charter Township (REP) (Vote for 1)
REP

Precinct	Times Cast	Registered Voters
County		
Houghton County Michigan		
Chassell Township, Precinct 1	604	1,510
Houghton County Michigan - Total	604	1,510
Cumulative		
Cumulative	0	0
Cumulative - Total	0	0
County - Total	604	1,510

Precinct	Kelly J. Holmes		Total Votes	Unresolved Write-In
County				
Houghton County Michigan				
Chassell Township, Precinct 1	291	100.00%	291	1
Houghton County Michigan - Total	291	100.00%	291	1
Cumulative				
Cumulative	0		0	0
Cumulative - Total	0		0	0
County - Total	291	100.00%	291	1

Township Treasurer for Duncan Township (REP) (Vote for 1)
REP

Precinct	Times Cast	Registered Voters
County		
Houghton County Michigan		
Duncan Township, Precinct 1	36	111
Duncan Township, Precinct 2	51	100
Houghton County Michigan - Total	87	211
Cumulative		
Cumulative	0	0
Cumulative - Total	0	0
County - Total	87	211

Precinct	Total Votes	Unresolved Write-In
County		
Houghton County Michigan		
Duncan Township, Precinct 1	0	2
Duncan Township, Precinct 2	0	2
Houghton County Michigan - Total	0	4
Cumulative		
Cumulative	0	0
Cumulative - Total	0	0
County - Total	0	4

Township Treasurer for Elm River Township (REP) (Vote for 1)
REP

Precinct	Times Cast	Registered Voters
County		
Houghton County Michigan		
Elm River Township, Precinct 1	89	201
Houghton County Michigan - Total	89	201
Cumulative		
Cumulative	0	0
Cumulative - Total	0	0
County - Total	89	201

Precinct	Total Votes	Unresolved Write-In
County		
Houghton County Michigan		
Elm River Township, Precinct 1	0	3
Houghton County Michigan - Total	0	3
Cumulative		
Cumulative	0	0
Cumulative - Total	0	0
County - Total	0	3

Township Treasurer for Franklin Township (REP) (Vote for 1)
REP

Precinct	Times Cast	Registered Voters
County		
Houghton County Michigan		
Franklin Township, Precinct 1	207	716
Franklin Township, Precinct 2	108	343
Houghton County Michigan - Total	315	1,059
Cumulative		
Cumulative	0	0
Cumulative - Total	0	0
County - Total	315	1,059

Precinct	Total Votes	Unresolved Write-In
County		
Houghton County Michigan		
Franklin Township, Precinct 1	0	5
Franklin Township, Precinct 2	0	2
Houghton County Michigan - Total	0	7
Cumulative		
Cumulative	0	0
Cumulative - Total	0	0
County - Total	0	7

Township Treasurer for Hancock Township (REP) (Vote for 1)
REP

Precinct	Times Cast	Registered Voters
County		
Houghton County Michigan		
Hancock Township, Precinct 1	143	373
Houghton County Michigan - Total	143	373
Cumulative		
Cumulative	0	0
Cumulative - Total	0	0
County - Total	143	373

Precinct	Total Votes	Unresolved Write-In
County		
Houghton County Michigan		
Hancock Township, Precinct 1	0	1
Houghton County Michigan - Total	0	1
Cumulative		
Cumulative	0	0
Cumulative - Total	0	0
County - Total	0	1

Township Treasurer for Laird Township (REP) (Vote for 1)
REP

Precinct	Times Cast	Registered Voters
County		
Houghton County Michigan		
Laird Township, Precinct 1	186	412
Houghton County Michigan - Total	186	412
Cumulative		
Cumulative	0	0
Cumulative - Total	0	0
County - Total	186	412

Precinct	Nicole L. Krajnak		Total Votes	Unresolved Write-In
County				
Houghton County Michigan				
Laird Township, Precinct 1	113	100.00%	113	0
Houghton County Michigan - Total	113	100.00%	113	0
Cumulative				
Cumulative	0		0	0
Cumulative - Total	0		0	0
County - Total	113	100.00%	113	0

Township Treasurer for Osceola Township (REP) (Vote for 1)
REP

Precinct	Times Cast	Registered Voters
County		
Houghton County Michigan		
Osceola Township, Precinct 1	144	382
Osceola Township, Precinct 2	211	699
Osceola Township, Precinct 4	110	332
Houghton County Michigan - Total	465	1,413
Cumulative		
Cumulative	0	0
Cumulative - Total	0	0
County - Total	465	1,413

Precinct	Christa M. Gardner		Total Votes	Unresolved Write-In
County				
Houghton County Michigan				
Osceola Township, Precinct 1	70	100.00%	70	0
Osceola Township, Precinct 2	89	100.00%	89	2
Osceola Township, Precinct 4	54	100.00%	54	0
Houghton County Michigan - Total	213	100.00%	213	2
Cumulative				
Cumulative	0		0	0
Cumulative - Total	0		0	0
County - Total	213	100.00%	213	2

Township Treasurer for Portage Township (REP) (Vote for 1)
REP

Precinct	Times Cast	Registered Voters
County		
Houghton County Michigan		
Portage Township, Precinct 2	685	1,940
Portage Township, Precinct 4	212	588
Houghton County Michigan - Total	897	2,528
Cumulative		
Cumulative	0	0
Cumulative - Total	0	0
County - Total	897	2,528

Precinct	Total Votes	Unresolved Write-In
County		
Houghton County Michigan		
Portage Township, Precinct 2	0	11
Portage Township, Precinct 4	0	3
Houghton County Michigan - Total	0	14
Cumulative		
Cumulative	0	0
Cumulative - Total	0	0
County - Total	0	14

Township Treasurer for Quincy Township (REP) (Vote for 1)
REP

Precinct	Times Cast	Registered Voters
County		
Houghton County Michigan		
Quincy Township, Precinct 1	73	233
Houghton County Michigan - Total	73	233
Cumulative		
Cumulative	0	0
Cumulative - Total	0	0
County - Total	73	233

Precinct	Cheri L. Raasio		Total Votes	Unresolved Write-In
County				
Houghton County Michigan				
Quincy Township, Precinct 1	34	100.00%	34	0
Houghton County Michigan - Total	34	100.00%	34	0
Cumulative				
Cumulative	0		0	0
Cumulative - Total	0		0	0
County - Total	34	100.00%	34	0

Township Treasurer for Schoolcraft Township (REP) (Vote for 1)
REP

Precinct	Times Cast	Registered Voters
County		
Houghton County Michigan		
Schoolcraft Township, Precinct 1	496	1,559
Houghton County Michigan - Total	496	1,559
Cumulative		
Cumulative	0	0
Cumulative - Total	0	0
County - Total	496	1,559

Precinct	Total Votes	Unresolved Write-In
County		
Houghton County Michigan		
Schoolcraft Township, Precinct 1	0	18
Houghton County Michigan - Total	0	18
Cumulative		
Cumulative	0	0
Cumulative - Total	0	0
County - Total	0	18

Township Treasurer for Stanton Township (REP) (Vote for 1)
REP

Precinct	Times Cast	Registered Voters
County		
Houghton County Michigan		
Stanton Township, Precinct 1	413	1,113
Stanton Township, Precinct 2	66	136
Houghton County Michigan - Total	479	1,249
Cumulative		
Cumulative	0	0
Cumulative - Total	0	0
County - Total	479	1,249

Precinct	Lori Anderson		Total Votes	Unresolved Write-In
County				
Houghton County Michigan				
Stanton Township, Precinct 1	211	100.00%	211	0
Stanton Township, Precinct 2	22	100.00%	22	0
Houghton County Michigan - Total	233	100.00%	233	0
Cumulative				
Cumulative	0		0	0
Cumulative - Total	0		0	0
County - Total	233	100.00%	233	0

Township Treasurer for Torch Lake Township (REP) (Vote for 1)
REP

Precinct	Times Cast	Registered Voters
County		
Houghton County Michigan		
Torch Lake Township, Precinct 1	314	943
Torch Lake Township, Precinct 2	300	692
Houghton County Michigan - Total	614	1,635
Cumulative		
Cumulative	0	0
Cumulative - Total	0	0
County - Total	614	1,635

Precinct	Total Votes	Unresolved Write-In
County		
Houghton County Michigan		
Torch Lake Township, Precinct 1	0	9
Torch Lake Township, Precinct 2	0	13
Houghton County Michigan - Total	0	22
Cumulative		
Cumulative	0	0
Cumulative - Total	0	0
County - Total	0	22

Township Trustee for Adams Township (REP) (Vote for 2)
REP

Precinct	Times Cast	Registered Voters
County		
Houghton County Michigan		
Adams Township, Precinct 1	527	1,881
Houghton County Michigan - Total	527	1,881
Cumulative		
Cumulative	0	0
Cumulative - Total	0	0
County - Total	527	1,881

Precinct	Diane Keranen		Total Votes	Unresolved Write-In
County				
Houghton County Michigan				
Adams Township, Precinct 1	214	100.00%	214	1
Houghton County Michigan - Total	214	100.00%	214	1
Cumulative				
Cumulative	0		0	0
Cumulative - Total	0		0	0
County - Total	214	100.00%	214	1

Township Trustee for Calumet Charter Township (REP) (Vote for 4)
REP

Precinct	Times Cast	Registered Voters
County		
Houghton County Michigan		
Calumet Charter Township, Precinct 1	509	1,586
Calumet Charter Township, Precinct 2	344	1,265
Calumet Charter Township, Precinct 5	130	583
Calumet Charter Township, Precinct 9	429	1,507
Houghton County Michigan - Total	1,412	4,941
Cumulative		
Cumulative	0	0
Cumulative - Total	0	0
County - Total	1,412	4,941

Precinct	Thomas Helppi		Paul A. Lehto	
County				
Houghton County Michigan				
Calumet Charter Township, Precinct 1	142	17.44%	166	20.39%
Calumet Charter Township, Precinct 2	108	16.62%	158	24.31%
Calumet Charter Township, Precinct 5	29	16.67%	45	25.86%
Calumet Charter Township, Precinct 9	130	16.84%	154	19.95%
Houghton County Michigan - Total	409	16.97%	523	21.70%
Cumulative				
Cumulative	0		0	
Cumulative - Total	0		0	
County - Total	409	16.97%	523	21.70%

Precinct	Jeff West		David Yeo		Robert J. Zander		Total Votes	Unresolved Write-In
County								
Houghton County Michigan								
Calumet Charter Township, Precinct 1	168	20.64%	199	24.45%	139	17.08%	814	1
Calumet Charter Township, Precinct 2	128	19.69%	150	23.08%	106	16.31%	650	2
Calumet Charter Township, Precinct 5	39	22.41%	33	18.97%	28	16.09%	174	0
Calumet Charter Township, Precinct 9	156	20.21%	193	25.00%	139	18.01%	772	0
Houghton County Michigan - Total	491	20.37%	575	23.86%	412	17.10%	2,410	3
Cumulative								
Cumulative	0		0		0		0	0
Cumulative - Total	0		0		0		0	0
County - Total	491	20.37%	575	23.86%	412	17.10%	2,410	3

Township Trustee for Chassell Charter Township (REP) (Vote for 2)
REP

Precinct	Times Cast	Registered Voters
County		
Houghton County Michigan		
Chassell Township, Precinct 1	604	1,510
Houghton County Michigan - Total	604	1,510
Cumulative		
Cumulative	0	0
Cumulative - Total	0	0
County - Total	604	1,510

Precinct	Ryan Kuntze		Daniel Palosaari		Total Votes
County					
Houghton County Michigan					
Chassell Township, Precinct 1	228	45.60%	272	54.40%	500
Houghton County Michigan - Total	228	45.60%	272	54.40%	500
Cumulative					
Cumulative	0		0		0
Cumulative - Total	0		0		0
County - Total	228	45.60%	272	54.40%	500

Precinct	Unresolved Write-In
County	
Houghton County Michigan	
Chassell Township, Precinct 1	0
Houghton County Michigan - Total	0
Cumulative	
Cumulative	0
Cumulative - Total	0
County - Total	0

Township Trustee for Duncan Township (REP) (Vote for 2)
REP

Precinct	Times Cast	Registered Voters
County		
Houghton County Michigan		
Duncan Township, Precinct 1	36	111
Duncan Township, Precinct 2	51	100
Houghton County Michigan - Total	87	211
Cumulative		
Cumulative	0	0
Cumulative - Total	0	0
County - Total	87	211

Precinct	Total Votes	Unresolved Write-In
County		
Houghton County Michigan		
Duncan Township, Precinct 1	0	1
Duncan Township, Precinct 2	0	2
Houghton County Michigan - Total	0	3
Cumulative		
Cumulative	0	0
Cumulative - Total	0	0
County - Total	0	3

Township Trustee for Elm River Township (REP) (Vote for 2)
REP

Precinct	Times Cast	Registered Voters
County		
Houghton County Michigan		
Elm River Township, Precinct 1	89	201
Houghton County Michigan - Total	89	201
Cumulative		
Cumulative	0	0
Cumulative - Total	0	0
County - Total	89	201

Precinct	Total Votes	Unresolved Write-In
County		
Houghton County Michigan		
Elm River Township, Precinct 1	0	3
Houghton County Michigan - Total	0	3
Cumulative		
Cumulative	0	0
Cumulative - Total	0	0
County - Total	0	3

Township Trustee for Franklin Township (REP) (Vote for 2)
REP

Precinct	Times Cast	Registered Voters
County		
Houghton County Michigan		
Franklin Township, Precinct 1	207	716
Franklin Township, Precinct 2	108	343
Houghton County Michigan - Total	315	1,059
Cumulative		
Cumulative	0	0
Cumulative - Total	0	0
County - Total	315	1,059

Precinct	Daniel J. Dulong Jr.		Total Votes	Unresolved Write-In
County				
Houghton County Michigan				
Franklin Township, Precinct 1	96	100.00%	96	1
Franklin Township, Precinct 2	36	100.00%	36	1
Houghton County Michigan - Total	132	100.00%	132	2
Cumulative				
Cumulative	0		0	0
Cumulative - Total	0		0	0
County - Total	132	100.00%	132	2

Township Trustee for Hancock Township (REP) (Vote for 2)
REP

Precinct	Times Cast	Registered Voters
County		
Houghton County Michigan		
Hancock Township, Precinct 1	143	373
Houghton County Michigan - Total	143	373
Cumulative		
Cumulative	0	0
Cumulative - Total	0	0
County - Total	143	373

Precinct	Ronald Paul Racine Sr.		Total Votes	Unresolved Write-In
County				
Houghton County Michigan				
Hancock Township, Precinct 1	56	100.00%	56	0
Houghton County Michigan - Total	56	100.00%	56	0
Cumulative				
Cumulative	0		0	0
Cumulative - Total	0		0	0
County - Total	56	100.00%	56	0

Township Trustee for Laird Township (REP) (Vote for 2)
REP

Precinct	Times Cast	Registered Voters
County		
Houghton County Michigan		
Laird Township, Precinct 1	186	412
Houghton County Michigan - Total	186	412
Cumulative		
Cumulative	0	0
Cumulative - Total	0	0
County - Total	186	412

Precinct	John C. Juntunen		Total Votes	Unresolved Write-In
County				
Houghton County Michigan				
Laird Township, Precinct 1	114	100.00%	114	0
Houghton County Michigan - Total	114	100.00%	114	0
Cumulative				
Cumulative	0		0	0
Cumulative - Total	0		0	0
County - Total	114	100.00%	114	0

Township Trustee for Osceola Township (REP) (Vote for 2)
REP

Precinct	Times Cast	Registered Voters
County		
Houghton County Michigan		
Osceola Township, Precinct 1	144	382
Osceola Township, Precinct 2	211	699
Osceola Township, Precinct 4	110	332
Houghton County Michigan - Total	465	1,413
Cumulative		
Cumulative	0	0
Cumulative - Total	0	0
County - Total	465	1,413

Precinct	Aaron Scott Janke		Total Votes	Unresolved Write-In
County				
Houghton County Michigan				
Osceola Township, Precinct 1	65	100.00%	65	1
Osceola Township, Precinct 2	88	100.00%	88	2
Osceola Township, Precinct 4	53	100.00%	53	1
Houghton County Michigan - Total	206	100.00%	206	4
Cumulative				
Cumulative	0		0	0
Cumulative - Total	0		0	0
County - Total	206	100.00%	206	4

Township Trustee for Portage Township (REP) (Vote for 4)
REP

Precinct	Times Cast	Registered Voters
County		
Houghton County Michigan		
Portage Township, Precinct 2	685	1,940
Portage Township, Precinct 4	212	588
Houghton County Michigan - Total	897	2,528
Cumulative		
Cumulative	0	0
Cumulative - Total	0	0
County - Total	897	2,528

Precinct	Bill Bingham		Total Votes	Unresolved Write-In
County				
Houghton County Michigan				
Portage Township, Precinct 2	290	100.00%	290	0
Portage Township, Precinct 4	82	100.00%	82	0
Houghton County Michigan - Total	372	100.00%	372	0
Cumulative				
Cumulative	0		0	0
Cumulative - Total	0		0	0
County - Total	372	100.00%	372	0

Township Trustee for Quincy Township (REP) (Vote for 2)
REP

Precinct	Times Cast	Registered Voters
County		
Houghton County Michigan		
Quincy Township, Precinct 1	73	233
Houghton County Michigan - Total	73	233
Cumulative		
Cumulative	0	0
Cumulative - Total	0	0
County - Total	73	233

Precinct	Dennis M. Raasio		Total Votes	Unresolved Write-In
County				
Houghton County Michigan				
Quincy Township, Precinct 1	35	100.00%	35	0
Houghton County Michigan - Total	35	100.00%	35	0
Cumulative				
Cumulative	0		0	0
Cumulative - Total	0		0	0
County - Total	35	100.00%	35	0

Township Trustee for Schoolcraft Township (REP) (Vote for 2)
REP

Precinct	Times Cast	Registered Voters
County		
Houghton County Michigan		
Schoolcraft Township, Precinct 1	496	1,559
Houghton County Michigan - Total	496	1,559
Cumulative		
Cumulative	0	0
Cumulative - Total	0	0
County - Total	496	1,559

Precinct	Josh E. Loukus		Total Votes	Unresolved Write-In
County				
Houghton County Michigan				
Schoolcraft Township, Precinct 1	214	100.00%	214	3
Houghton County Michigan - Total	214	100.00%	214	3
Cumulative				
Cumulative	0		0	0
Cumulative - Total	0		0	0
County - Total	214	100.00%	214	3

Township Trustee for Stanton Township (REP) (Vote for 2)
REP

Precinct	Times Cast	Registered Voters
County		
Houghton County Michigan		
Stanton Township, Precinct 1	413	1,113
Stanton Township, Precinct 2	66	136
Houghton County Michigan - Total	479	1,249
Cumulative		
Cumulative	0	0
Cumulative - Total	0	0
County - Total	479	1,249

Precinct	Mark Haataja		Michael Pionke		Total Votes
County					
Houghton County Michigan					
Stanton Township, Precinct 1	183	54.79%	151	45.21%	334
Stanton Township, Precinct 2	12	44.44%	15	55.56%	27
Houghton County Michigan - Total	195	54.02%	166	45.98%	361
Cumulative					
Cumulative	0		0		0
Cumulative - Total	0		0		0
County - Total	195	54.02%	166	45.98%	361

Precinct	Unresolved Write-In
County	
Houghton County Michigan	
Stanton Township, Precinct 1	0
Stanton Township, Precinct 2	0
Houghton County Michigan - Total	0
Cumulative	
Cumulative	0
Cumulative - Total	0
County - Total	0

Township Trustee for Torch Lake Township (REP) (Vote for 2)
REP

Precinct	Times Cast	Registered Voters
County		
Houghton County Michigan		
Torch Lake Township, Precinct 1	314	943
Torch Lake Township, Precinct 2	300	692
Houghton County Michigan - Total	614	1,635
Cumulative		
Cumulative	0	0
Cumulative - Total	0	0
County - Total	614	1,635

Precinct	Lou Ambuehl		Total Votes	Unresolved Write-In
County				
Houghton County Michigan				
Torch Lake Township, Precinct 1	138	100.00%	138	2
Torch Lake Township, Precinct 2	150	100.00%	150	1
Houghton County Michigan - Total	288	100.00%	288	3
Cumulative				
Cumulative	0		0	0
Cumulative - Total	0		0	0
County - Total	288	100.00%	288	3

Township Constable for Laird Township (REP) (Vote for 1)
REP

Precinct	Times Cast	Registered Voters
County		
Houghton County Michigan		
Laird Township, Precinct 1	186	412
Houghton County Michigan - Total	186	412
Cumulative		
Cumulative	0	0
Cumulative - Total	0	0
County - Total	186	412

Precinct	Paul R. Peterson		Total Votes	Unresolved Write-In
County				
Houghton County Michigan				
Laird Township, Precinct 1	100	100.00%	100	1
Houghton County Michigan - Total	100	100.00%	100	1
Cumulative				
Cumulative	0		0	0
Cumulative - Total	0		0	0
County - Total	100	100.00%	100	1

Township Constable for Portage Township (REP) (Vote for 2)
REP

Precinct	Times Cast	Registered Voters
County		
Houghton County Michigan		
Portage Township, Precinct 2	685	1,940
Portage Township, Precinct 4	212	588
Houghton County Michigan - Total	897	2,528
Cumulative		
Cumulative	0	0
Cumulative - Total	0	0
County - Total	897	2,528

Precinct	Roy Britz		Robert J. Laux		Total Votes
County					
Houghton County Michigan					
Portage Township, Precinct 2	268	59.56%	182	40.44%	450
Portage Township, Precinct 4	65	47.79%	71	52.21%	136
Houghton County Michigan - Total	333	56.83%	253	43.17%	586
Cumulative					
Cumulative	0		0		0
Cumulative - Total	0		0		0
County - Total	333	56.83%	253	43.17%	586

Precinct	Unresolved Write-In
County	
Houghton County Michigan	
Portage Township, Precinct 2	0
Portage Township, Precinct 4	0
Houghton County Michigan - Total	0
Cumulative	
Cumulative	0
Cumulative - Total	0
County - Total	0

Delegate to the County Convention for City of Hancock, Precinct 1 (REP) (Vote for 2)

REP

Precinct	Times Cast	Registered Voters
County		
Houghton County Michigan		
City of Hancock, Precinct 1	297	984
Houghton County Michigan - Total	297	984
Cumulative		
Cumulative	0	0
Cumulative - Total	0	0
County - Total	297	984

Precinct	Total Votes	Unresolved Write-In
County		
Houghton County Michigan		
City of Hancock, Precinct 1	0	7
Houghton County Michigan - Total	0	7
Cumulative		
Cumulative	0	0
Cumulative - Total	0	0
County - Total	0	7

Delegate to the County Convention for City of Hancock, Precinct 2 (REP) (Vote for 2)
REP

Precinct	Times Cast	Registered Voters
County		
Houghton County Michigan		
City of Hancock, Precinct 2	355	1,277
Houghton County Michigan - Total	355	1,277
Cumulative		
Cumulative	0	0
Cumulative - Total	0	0
County - Total	355	1,277

Precinct	Justin Kasieta		Total Votes	Unresolved Write-In
County				
Houghton County Michigan				
City of Hancock, Precinct 2	134	100.00%	134	4
Houghton County Michigan - Total	134	100.00%	134	4
Cumulative				
Cumulative	0		0	0
Cumulative - Total	0		0	0
County - Total	134	100.00%	134	4

Delegate to the County Convention for City of Hancock, Precinct 3 (REP) (Vote for 2)
REP

Precinct	Times Cast	Registered Voters
County		
Houghton County Michigan		
City of Hancock, Precinct 3	342	1,087
Houghton County Michigan - Total	342	1,087
Cumulative		
Cumulative	0	0
Cumulative - Total	0	0
County - Total	342	1,087

Precinct	Total Votes	Unresolved Write-In
County		
Houghton County Michigan		
City of Hancock, Precinct 3	0	19
Houghton County Michigan - Total	0	19
Cumulative		
Cumulative	0	0
Cumulative - Total	0	0
County - Total	0	19

Delegate to the County Convention for City of Houghton, Precinct 1 (REP) (Vote for 2)

REP

Precinct	Times Cast	Registered Voters
County		
Houghton County Michigan		
City of Houghton, Precinct 1	543	1,156
Houghton County Michigan - Total	543	1,156
Cumulative		
Cumulative	0	0
Cumulative - Total	0	0
County - Total	543	1,156

Precinct	Total Votes	Unresolved Write-In
County		
Houghton County Michigan		
City of Houghton, Precinct 1	0	5
Houghton County Michigan - Total	0	5
Cumulative		
Cumulative	0	0
Cumulative - Total	0	0
County - Total	0	5

Delegate to the County Convention for City of Houghton, Precinct 2 (REP) (Vote for 2)

REP

Precinct	Times Cast	Registered Voters
County		
Houghton County Michigan		
City of Houghton, Precinct 2	582	1,522
Houghton County Michigan - Total	582	1,522
Cumulative		
Cumulative	0	0
Cumulative - Total	0	0
County - Total	582	1,522

Precinct	Total Votes	Unresolved Write-In
County		
Houghton County Michigan		
City of Houghton, Precinct 2	0	14
Houghton County Michigan - Total	0	14
Cumulative		
Cumulative	0	0
Cumulative - Total	0	0
County - Total	0	14

Delegate to the County Convention for Adams Township, Precinct 1 (REP) (Vote for 2)
REP

Precinct	Times Cast	Registered Voters
County		
Houghton County Michigan		
Adams Township, Precinct 1	527	1,881
Houghton County Michigan - Total	527	1,881
Cumulative		
Cumulative	0	0
Cumulative - Total	0	0
County - Total	527	1,881

Precinct	Total Votes	Unresolved Write-In
County		
Houghton County Michigan		
Adams Township, Precinct 1	0	22
Houghton County Michigan - Total	0	22
Cumulative		
Cumulative	0	0
Cumulative - Total	0	0
County - Total	0	22

Delegate to the County Convention for Calumet Charter Township, Precinct 1 (REP) (Vote for 2)
REP

Precinct	Times Cast	Registered Voters
County		
Houghton County Michigan		
Calumet Charter Township, Precinct 1	509	1,586
Houghton County Michigan - Total	509	1,586
Cumulative		
Cumulative	0	0
Cumulative - Total	0	0
County - Total	509	1,586

Precinct	Total Votes	Unresolved Write-In
County		
Houghton County Michigan		
Calumet Charter Township, Precinct 1	0	13
Houghton County Michigan - Total	0	13
Cumulative		
Cumulative	0	0
Cumulative - Total	0	0
County - Total	0	13

Delegate to the County Convention for Calumet Charter Township, Precinct 2 (REP) (Vote for 2)

REP

Precinct	Times Cast	Registered Voters
County		
Houghton County Michigan		
Calumet Charter Township, Precinct 2	344	1,265
Houghton County Michigan - Total	344	1,265
Cumulative		
Cumulative	0	0
Cumulative - Total	0	0
County - Total	344	1,265

Precinct	Total Votes	Unresolved Write-In
County		
Houghton County Michigan		
Calumet Charter Township, Precinct 2	0	8
Houghton County Michigan - Total	0	8
Cumulative		
Cumulative	0	0
Cumulative - Total	0	0
County - Total	0	8

Delegate to the County Convention for Calumet Charter Township, Precinct 5 (REP) (Vote for 2)

REP

Precinct	Times Cast	Registered Voters
County		
Houghton County Michigan		
Calumet Charter Township, Precinct 5	130	583
Houghton County Michigan - Total	130	583
Cumulative		
Cumulative	0	0
Cumulative - Total	0	0
County - Total	130	583

Precinct	Total Votes	Unresolved Write-In
County		
Houghton County Michigan		
Calumet Charter Township, Precinct 5	0	3
Houghton County Michigan - Total	0	3
Cumulative		
Cumulative	0	0
Cumulative - Total	0	0
County - Total	0	3

Delegate to the County Convention for Calumet Charter Township, Precinct 9 (REP) (Vote for 2)
REP

Precinct	Times Cast	Registered Voters
County		
Houghton County Michigan		
Calumet Charter Township, Precinct 9	429	1,507
Houghton County Michigan - Total	429	1,507
Cumulative		
Cumulative	0	0
Cumulative - Total	0	0
County - Total	429	1,507

Precinct	Total Votes	Unresolved Write-In
County		
Houghton County Michigan		
Calumet Charter Township, Precinct 9	0	4
Houghton County Michigan - Total	0	4
Cumulative		
Cumulative	0	0
Cumulative - Total	0	0
County - Total	0	4

Delegate to the County Convention for Chassell Township, Precinct 1 (REP) (Vote for 2)
REP

Precinct	Times Cast	Registered Voters
County		
Houghton County Michigan		
Chassell Township, Precinct 1	604	1,510
Houghton County Michigan - Total	604	1,510
Cumulative		
Cumulative	0	0
Cumulative - Total	0	0
County - Total	604	1,510

Precinct	Total Votes	Unresolved Write-In
County		
Houghton County Michigan		
Chassell Township, Precinct 1	0	9
Houghton County Michigan - Total	0	9
Cumulative		
Cumulative	0	0
Cumulative - Total	0	0
County - Total	0	9

Delegate to the County Convention for Duncan Township, Precinct 1 (REP) (Vote for 2)

REP

Precinct	Times Cast	Registered Voters
County		
Houghton County Michigan		
Duncan Township, Precinct 1	36	111
Houghton County Michigan - Total	36	111
Cumulative		
Cumulative	0	0
Cumulative - Total	0	0
County - Total	36	111

Precinct	Total Votes	Unresolved Write-In
County		
Houghton County Michigan		
Duncan Township, Precinct 1	0	1
Houghton County Michigan - Total	0	1
Cumulative		
Cumulative	0	0
Cumulative - Total	0	0
County - Total	0	1

Delegate to the County Convention for Duncan Township, Precinct 2 (REP) (Vote for 2)
REP

Precinct	Times Cast	Registered Voters
County		
Houghton County Michigan		
Duncan Township, Precinct 2	51	100
Houghton County Michigan - Total	51	100
Cumulative		
Cumulative	0	0
Cumulative - Total	0	0
County - Total	51	100

Precinct	Total Votes	Unresolved Write-In
County		
Houghton County Michigan		
Duncan Township, Precinct 2	0	2
Houghton County Michigan - Total	0	2
Cumulative		
Cumulative	0	0
Cumulative - Total	0	0
County - Total	0	2

Delegate to the County Convention for Elm River Township, Precinct 1 (REP) (Vote for 2)
REP

Precinct	Times Cast	Registered Voters
County		
Houghton County Michigan		
Elm River Township, Precinct 1	89	201
Houghton County Michigan - Total	89	201
Cumulative		
Cumulative	0	0
Cumulative - Total	0	0
County - Total	89	201

Precinct	Total Votes	Unresolved Write-In
County		
Houghton County Michigan		
Elm River Township, Precinct 1	0	4
Houghton County Michigan - Total	0	4
Cumulative		
Cumulative	0	0
Cumulative - Total	0	0
County - Total	0	4

Delegate to the County Convention for Franklin Township, Precinct 1 (REP) (Vote for 2)
REP

Precinct	Times Cast	Registered Voters
County		
Houghton County Michigan		
Franklin Township, Precinct 1	207	716
Houghton County Michigan - Total	207	716
Cumulative		
Cumulative	0	0
Cumulative - Total	0	0
County - Total	207	716

Precinct	Total Votes	Unresolved Write-In
County		
Houghton County Michigan		
Franklin Township, Precinct 1	0	11
Houghton County Michigan - Total	0	11
Cumulative		
Cumulative	0	0
Cumulative - Total	0	0
County - Total	0	11

Delegate to the County Convention for Franklin Township, Precinct 2 (REP) (Vote for 2)
REP

Precinct	Times Cast	Registered Voters
County		
Houghton County Michigan		
Franklin Township, Precinct 2	108	343
Houghton County Michigan - Total	108	343
Cumulative		
Cumulative	0	0
Cumulative - Total	0	0
County - Total	108	343

Precinct	Total Votes	Unresolved Write-In
County		
Houghton County Michigan		
Franklin Township, Precinct 2	0	6
Houghton County Michigan - Total	0	6
Cumulative		
Cumulative	0	0
Cumulative - Total	0	0
County - Total	0	6

Delegate to the County Convention for Hancock Township, Precinct 1 (REP) (Vote for 2)
REP

Precinct	Times Cast	Registered Voters
County		
Houghton County Michigan		
Hancock Township, Precinct 1	143	373
Houghton County Michigan - Total	143	373
Cumulative		
Cumulative	0	0
Cumulative - Total	0	0
County - Total	143	373

Precinct	Total Votes	Unresolved Write-In
County		
Houghton County Michigan		
Hancock Township, Precinct 1	0	7
Houghton County Michigan - Total	0	7
Cumulative		
Cumulative	0	0
Cumulative - Total	0	0
County - Total	0	7

Delegate to the County Convention for Laird Township, Precinct 1 (REP) (Vote for 2)
REP

Precinct	Times Cast	Registered Voters
County		
Houghton County Michigan		
Laird Township, Precinct 1	186	412
Houghton County Michigan - Total	186	412
Cumulative		
Cumulative	0	0
Cumulative - Total	0	0
County - Total	186	412

Precinct	Total Votes	Unresolved Write-In
County		
Houghton County Michigan		
Laird Township, Precinct 1	0	8
Houghton County Michigan - Total	0	8
Cumulative		
Cumulative	0	0
Cumulative - Total	0	0
County - Total	0	8

Delegate to the County Convention for Osceola Township, Precinct 1 (REP) (Vote for 2)
REP

Precinct	Times Cast	Registered Voters
County		
Houghton County Michigan		
Osceola Township, Precinct 1	144	382
Houghton County Michigan - Total	144	382
Cumulative		
Cumulative	0	0
Cumulative - Total	0	0
County - Total	144	382

Precinct	Total Votes	Unresolved Write-In
County		
Houghton County Michigan		
Osceola Township, Precinct 1	0	3
Houghton County Michigan - Total	0	3
Cumulative		
Cumulative	0	0
Cumulative - Total	0	0
County - Total	0	3

Delegate to the County Convention for Osceola Township, Precinct 2 (REP) (Vote for 2)
REP

Precinct	Times Cast	Registered Voters
County		
Houghton County Michigan		
Osceola Township, Precinct 2	211	699
Houghton County Michigan - Total	211	699
Cumulative		
Cumulative	0	0
Cumulative - Total	0	0
County - Total	211	699

Precinct	Total Votes	Unresolved Write-In
County		
Houghton County Michigan		
Osceola Township, Precinct 2	0	14
Houghton County Michigan - Total	0	14
Cumulative		
Cumulative	0	0
Cumulative - Total	0	0
County - Total	0	14

Delegate to the County Convention for Osceola Township, Precinct 4 (REP) (Vote for 2)
REP

Precinct	Times Cast	Registered Voters
County		
Houghton County Michigan		
Osceola Township, Precinct 4	110	332
Houghton County Michigan - Total	110	332
Cumulative		
Cumulative	0	0
Cumulative - Total	0	0
County - Total	110	332

Precinct	Total Votes	Unresolved Write-In
County		
Houghton County Michigan		
Osceola Township, Precinct 4	0	2
Houghton County Michigan - Total	0	2
Cumulative		
Cumulative	0	0
Cumulative - Total	0	0
County - Total	0	2

Delegate to the County Convention for Portage Township, Precinct 2 (REP) (Vote for 2)
REP

Precinct	Times Cast	Registered Voters
County		
Houghton County Michigan		
Portage Township, Precinct 2	685	1,940
Houghton County Michigan - Total	685	1,940
Cumulative		
Cumulative	0	0
Cumulative - Total	0	0
County - Total	685	1,940

Precinct	Total Votes	Unresolved Write-In
County		
Houghton County Michigan		
Portage Township, Precinct 2	0	10
Houghton County Michigan - Total	0	10
Cumulative		
Cumulative	0	0
Cumulative - Total	0	0
County - Total	0	10

Delegate to the County Convention for Portage Township, Precinct 4 (REP) (Vote for 2)
REP

Precinct	Times Cast	Registered Voters
County		
Houghton County Michigan		
Portage Township, Precinct 4	212	588
Houghton County Michigan - Total	212	588
Cumulative		
Cumulative	0	0
Cumulative - Total	0	0
County - Total	212	588

Precinct	Total Votes	Unresolved Write-In
County		
Houghton County Michigan		
Portage Township, Precinct 4	0	3
Houghton County Michigan - Total	0	3
Cumulative		
Cumulative	0	0
Cumulative - Total	0	0
County - Total	0	3

Delegate to the County Convention for Quincy Township, Precinct 1 (REP) (Vote for 2)
REP

Precinct	Times Cast	Registered Voters
County		
Houghton County Michigan		
Quincy Township, Precinct 1	73	233
Houghton County Michigan - Total	73	233
Cumulative		
Cumulative	0	0
Cumulative - Total	0	0
County - Total	73	233

Precinct	Total Votes	Unresolved Write-In
County		
Houghton County Michigan		
Quincy Township, Precinct 1	0	1
Houghton County Michigan - Total	0	1
Cumulative		
Cumulative	0	0
Cumulative - Total	0	0
County - Total	0	1

Delegate to the County Convention for Schoolcraft Township, Precinct 1 (REP) (Vote for 2)

REP

Precinct	Times Cast	Registered Voters
County		
Houghton County Michigan		
Schoolcraft Township, Precinct 1	496	1,559
Houghton County Michigan - Total	496	1,559
Cumulative		
Cumulative	0	0
Cumulative - Total	0	0
County - Total	496	1,559

Precinct	Total Votes	Unresolved Write-In
County		
Houghton County Michigan		
Schoolcraft Township, Precinct 1	0	27
Houghton County Michigan - Total	0	27
Cumulative		
Cumulative	0	0
Cumulative - Total	0	0
County - Total	0	27

Delegate to the County Convention for Stanton Township, Precinct 1 (REP) (Vote for 2)
REP

Precinct	Times Cast	Registered Voters
County		
Houghton County Michigan		
Stanton Township, Precinct 1	413	1,113
Houghton County Michigan - Total	413	1,113
Cumulative		
Cumulative	0	0
Cumulative - Total	0	0
County - Total	413	1,113

Precinct	Total Votes	Unresolved Write-In
County		
Houghton County Michigan		
Stanton Township, Precinct 1	0	8
Houghton County Michigan - Total	0	8
Cumulative		
Cumulative	0	0
Cumulative - Total	0	0
County - Total	0	8

Delegate to the County Convention for Stanton Township, Precinct 2 (REP) (Vote for 2)
REP

Precinct	Times Cast	Registered Voters
County		
Houghton County Michigan		
Stanton Township, Precinct 2	66	136
Houghton County Michigan - Total	66	136
Cumulative		
Cumulative	0	0
Cumulative - Total	0	0
County - Total	66	136

Precinct	Total Votes	Unresolved Write-In
County		
Houghton County Michigan		
Stanton Township, Precinct 2	0	0
Houghton County Michigan - Total	0	0
Cumulative		
Cumulative	0	0
Cumulative - Total	0	0
County - Total	0	0

Delegate to the County Convention for Torch Lake Township, Precinct 1 (REP) (Vote for 2)

REP

Precinct	Times Cast	Registered Voters
County		
Houghton County Michigan		
Torch Lake Township, Precinct 1	314	943
Houghton County Michigan - Total	314	943
Cumulative		
Cumulative	0	0
Cumulative - Total	0	0
County - Total	314	943

Precinct	Total Votes	Unresolved Write-In
County		
Houghton County Michigan		
Torch Lake Township, Precinct 1	0	10
Houghton County Michigan - Total	0	10
Cumulative		
Cumulative	0	0
Cumulative - Total	0	0
County - Total	0	10

Delegate to the County Convention for Torch Lake Township, Precinct 2 (REP) (Vote for 2)
REP

Precinct	Times Cast	Registered Voters
County		
Houghton County Michigan		
Torch Lake Township, Precinct 2	300	692
Houghton County Michigan - Total	300	692
Cumulative		
Cumulative	0	0
Cumulative - Total	0	0
County - Total	300	692

Precinct	Total Votes	Unresolved Write-In
County		
Houghton County Michigan		
Torch Lake Township, Precinct 2	0	23
Houghton County Michigan - Total	0	23
Cumulative		
Cumulative	0	0
Cumulative - Total	0	0
County - Total	0	23

County Proposal Operating Millage for Houghton County, Houghton County Michigan (Vote for 1)

Precinct	Times Cast	Registered Voters
County		
Houghton County Michigan		
City of Hancock, Precinct 1	297	984
City of Hancock, Precinct 2	355	1,277
City of Hancock, Precinct 3	342	1,087
City of Houghton, Precinct 1	543	1,156
City of Houghton, Precinct 2	582	1,522
Adams Township, Precinct 1	527	1,881
Calumet Charter Township, Precinct 1	509	1,586
Calumet Charter Township, Precinct 2	344	1,265
Calumet Charter Township, Precinct 5	130	583
Calumet Charter Township, Precinct 9	429	1,507
Chassell Township, Precinct 1	604	1,510
Duncan Township, Precinct 1	36	111
Duncan Township, Precinct 2	51	100
Elm River Township, Precinct 1	89	201
Franklin Township, Precinct 1	207	716
Franklin Township, Precinct 2	108	343
Hancock Township, Precinct 1	143	373
Laird Township, Precinct 1	186	412
Osceola Township, Precinct 1	144	382
Osceola Township, Precinct 2	211	699
Osceola Township, Precinct 4	110	332
Portage Township, Precinct 2	685	1,940
Portage Township, Precinct 4	212	588
Quincy Township, Precinct 1	73	233

Precinct	Yes		No		Total Votes
County					
Houghton County Michigan					
City of Hancock, Precinct 1	216	78.55%	59	21.45%	275
City of Hancock, Precinct 2	239	77.60%	69	22.40%	308
City of Hancock, Precinct 3	230	76.92%	69	23.08%	299
City of Houghton, Precinct 1	397	82.37%	85	17.63%	482
City of Houghton, Precinct 2	435	87.53%	62	12.47%	497
Adams Township, Precinct 1	298	79.26%	78	20.74%	376
Calumet Charter Township, Precinct 1	346	74.73%	117	25.27%	463
Calumet Charter Township, Precinct 2	223	69.91%	96	30.09%	319
Calumet Charter Township, Precinct 5	84	81.55%	19	18.45%	103
Calumet Charter Township, Precinct 9	290	75.72%	93	24.28%	383
Chassell Township, Precinct 1	282	66.04%	145	33.96%	427
Duncan Township, Precinct 1	22	78.57%	6	21.43%	28
Duncan Township, Precinct 2	26	70.27%	11	29.73%	37
Elm River Township, Precinct 1	45	75.00%	15	25.00%	60
Franklin Township, Precinct 1	129	70.88%	53	29.12%	182
Franklin Township, Precinct 2	70	69.31%	31	30.69%	101
Hancock Township, Precinct 1	80	75.47%	26	24.53%	106
Laird Township, Precinct 1	111	65.29%	59	34.71%	170
Osceola Township, Precinct 1	80	64.52%	44	35.48%	124
Osceola Township, Precinct 2	105	66.88%	52	33.12%	157
Osceola Township, Precinct 4	59	74.68%	20	25.32%	79
Portage Township, Precinct 2	425	77.70%	122	22.30%	547
Portage Township, Precinct 4	118	69.01%	53	30.99%	171
Quincy Township, Precinct 1	34	66.67%	17	33.33%	51

Precinct	Unresolved Write-In
County	
Houghton County Michigan	
City of Hancock, Precinct 1	0
City of Hancock, Precinct 2	0
City of Hancock, Precinct 3	0
City of Houghton, Precinct 1	0
City of Houghton, Precinct 2	0
Adams Township, Precinct 1	0
Calumet Charter Township, Precinct 1	0
Calumet Charter Township, Precinct 2	0
Calumet Charter Township, Precinct 5	0
Calumet Charter Township, Precinct 9	0
Chassell Township, Precinct 1	0
Duncan Township, Precinct 1	0
Duncan Township, Precinct 2	0
Elm River Township, Precinct 1	0
Franklin Township, Precinct 1	0
Franklin Township, Precinct 2	0
Hancock Township, Precinct 1	0
Laird Township, Precinct 1	0
Osceola Township, Precinct 1	0
Osceola Township, Precinct 2	0
Osceola Township, Precinct 4	0
Portage Township, Precinct 2	0
Portage Township, Precinct 4	0
Quincy Township, P[illegible]t 1	0

Precinct	Times Cast	Registered Voters
Schoolcraft Township, Precinct 1	496	1,559
Stanton Township, Precinct 1	413	1,113
Stanton Township, Precinct 2	66	136
Torch Lake Township, Precinct 1	314	943
Torch Lake Township, Precinct 2	300	692
Houghton County Michigan - Total	8,506	25,231
Cumulative		
Cumulative	0	0
Cumulative - Total	0	0
County - Total	8,506	25,231

Precinct	Yes		No		Total Votes
Schoolcraft Township, Precinct 1	281	79.60%	72	20.40%	353
Stanton Township, Precinct 1	225	70.98%	92	29.02%	317
Stanton Township, Precinct 2	36	67.92%	17	32.08%	53
Torch Lake Township, Precinct 1	157	65.42%	83	34.58%	240
Torch Lake Township, Precinct 2	175	77.43%	51	22.57%	226
Houghton County Michigan - Total	5,218	75.25%	1,716	24.75%	6,934
Cumulative					
Cumulative	0		0		0
Cumulative - Total	0		0		0
County - Total	5,218	75.25%	1,716	24.75%	6,934

Precinct	Unresolved Write-In
Schoolcraft Township, Precinct 1	0
Stanton Township, Precinct 1	0
Stanton Township, Precinct 2	0
Torch Lake Township, Precinct 1	0
Torch Lake Township, Precinct 2	0
Houghton County Michigan - Total	0
Cumulative	
Cumulative	0
Cumulative - Total	0
County - Total	0

City Proposal for City of Hancock, Houghton County Michigan (Vote for 1)

Precinct	Times Cast	Registered Voters
County		
Houghton County Michigan		
City of Hancock, Precinct 1	297	984
City of Hancock, Precinct 2	355	1,277
City of Hancock, Precinct 3	342	1,087
Houghton County Michigan - Total	994	3,348
Cumulative		
Cumulative	0	0
Cumulative - Total	0	0
County - Total	994	3,348

Precinct	Yes		No		Total Votes
County					
Houghton County Michigan					
City of Hancock, Precinct 1	237	83.75%	46	16.25%	283
City of Hancock, Precinct 2	267	85.58%	45	14.42%	312
City of Hancock, Precinct 3	258	85.15%	45	14.85%	303
Houghton County Michigan - Total	762	84.86%	136	15.14%	898
Cumulative					
Cumulative	0		0		0
Cumulative - Total	0		0		0
County - Total	762	84.86%	136	15.14%	898

Precinct	Unresolved Write-In
County	
Houghton County Michigan	
City of Hancock, Precinct 1	0
City of Hancock, Precinct 2	0
City of Hancock, Precinct 3	0
Houghton County Michigan - Total	0
Cumulative	
Cumulative	0
Cumulative - Total	0
County - Total	0

City Proposal for City of Houghton, Houghton County Michigan (Vote for 1)

Precinct	Times Cast	Registered Voters
County		
Houghton County Michigan		
City of Houghton, Precinct 1	543	1,156
City of Houghton, Precinct 2	582	1,522
Houghton County Michigan - Total	1,125	2,678
Cumulative		
Cumulative	0	0
Cumulative - Total	0	0
County - Total	1,125	2,678

Precinct	Yes		No		Total Votes
County					
Houghton County Michigan					
City of Houghton, Precinct 1	394	76.65%	120	23.35%	514
City of Houghton, Precinct 2	436	80.44%	106	19.56%	542
Houghton County Michigan - Total	830	78.60%	226	21.40%	1,056
Cumulative					
Cumulative	0		0		0
Cumulative - Total	0		0		0
County - Total	830	78.60%	226	21.40%	1,056

Precinct	Unresolved Write-In
County	
Houghton County Michigan	
City of Houghton, Precinct 1	0
City of Houghton, Precinct 2	0
Houghton County Michigan - Total	0
Cumulative	
Cumulative	0
Cumulative - Total	0
County - Total	0

Calumet Twp Colosseum Community Center Proposal (Vote for 1)

Precinct	Times Cast	Registered Voters
County		
Houghton County Michigan		
Calumet Charter Township, Precinct 1	509	1,586
Calumet Charter Township, Precinct 2	344	1,265
Calumet Charter Township, Precinct 5	130	583
Calumet Charter Township, Precinct 9	429	1,507
Houghton County Michigan - Total	1,412	4,941
Cumulative		
Cumulative	0	0
Cumulative - Total	0	0
County - Total	1,412	4,941

Precinct	Yes		No		Total Votes
County					
Houghton County Michigan					
Calumet Charter Township, Precinct 1	309	66.74%	154	33.26%	463
Calumet Charter Township, Precinct 2	211	66.98%	104	33.02%	315
Calumet Charter Township, Precinct 5	77	73.33%	28	26.67%	105
Calumet Charter Township, Precinct 9	275	69.80%	119	30.20%	394
Houghton County Michigan - Total	872	68.29%	405	31.71%	1,277
Cumulative					
Cumulative	0		0		0
Cumulative - Total	0		0		0
County - Total	872	68.29%	405	31.71%	1,277

Precinct	Unresolved Write-In
County	
Houghton County Michigan	
Calumet Charter Township, Precinct 1	0
Calumet Charter Township, Precinct 2	0
Calumet Charter Township, Precinct 5	0
Calumet Charter Township, Precinct 9	0
Houghton County Michigan - Total	0
Cumulative	
Cumulative	0
Cumulative - Total	0
County - Total	0

Franklin Twp Fire Department Fund Proposal (Vote for 1)

Precinct	Times Cast	Registered Voters
County		
Houghton County Michigan		
Franklin Township, Precinct 1	207	716
Franklin Township, Precinct 2	108	343
Houghton County Michigan - Total	315	1,059
Cumulative		
Cumulative	0	0
Cumulative - Total	0	0
County - Total	315	1,059

Precinct	Yes		No		Total Votes
County					
Houghton County Michigan					
Franklin Township, Precinct 1	143	72.59%	54	27.41%	197
Franklin Township, Precinct 2	80	77.67%	23	22.33%	103
Houghton County Michigan - Total	223	74.33%	77	25.67%	300
Cumulative					
Cumulative	0		0		0
Cumulative - Total	0		0		0
County - Total	223	74.33%	77	25.67%	300

Precinct	Unresolved Write-In
County	
Houghton County Michigan	
Franklin Township, Precinct 1	0
Franklin Township, Precinct 2	0
Houghton County Michigan - Total	0
Cumulative	
Cumulative	0
Cumulative - Total	0
County - Total	0

Franklin Twp Fire Apparatus Proposal (Vote for 1)

Precinct	Times Cast	Registered Voters
County		
Houghton County Michigan		
Franklin Township, Precinct 1	207	716
Franklin Township, Precinct 2	108	343
Houghton County Michigan - Total	315	1,059
Cumulative		
Cumulative	0	0
Cumulative - Total	0	0
County - Total	315	1,059

Precinct	Yes		No		Total Votes
County					
Houghton County Michigan					
Franklin Township, Precinct 1	145	73.98%	51	26.02%	196
Franklin Township, Precinct 2	85	81.73%	19	18.27%	104
Houghton County Michigan - Total	230	76.67%	70	23.33%	300
Cumulative					
Cumulative	0		0		0
Cumulative - Total	0		0		0
County - Total	230	76.67%	70	23.33%	300

Precinct	Unresolved Write-In
County	
Houghton County Michigan	
Franklin Township, Precinct 1	0
Franklin Township, Precinct 2	0
Houghton County Michigan - Total	0
Cumulative	
Cumulative	0
Cumulative - Total	0
County - Total	0

Franklin Twp Road Millage Proposal (Vote for 1)

Precinct	Times Cast	Registered Voters
County		
Houghton County Michigan		
Franklin Township, Precinct 1	207	716
Franklin Township, Precinct 2	108	343
Houghton County Michigan - Total	315	1,059
Cumulative		
Cumulative	0	0
Cumulative - Total	0	0
County - Total	315	1,059

Precinct	Yes		No		Total Votes
County					
Houghton County Michigan					
Franklin Township, Precinct 1	153	78.46%	42	21.54%	195
Franklin Township, Precinct 2	74	71.15%	30	28.85%	104
Houghton County Michigan - Total	227	75.92%	72	24.08%	299
Cumulative					
Cumulative	0		0		0
Cumulative - Total	0		0		0
County - Total	227	75.92%	72	24.08%	299

Precinct	Unresolved Write-In
County	
Houghton County Michigan	
Franklin Township, Precinct 1	0
Franklin Township, Precinct 2	0
Houghton County Michigan - Total	0
Cumulative	
Cumulative	0
Cumulative - Total	0
County - Total	0

Laird Twp Road Fund Millage Proposal (Vote for 1)

Precinct	Times Cast	Registered Voters
County		
Houghton County Michigan		
Laird Township, Precinct 1	186	412
Houghton County Michigan - Total	186	412
Cumulative		
Cumulative	0	0
Cumulative - Total	0	0
County - Total	186	412

Precinct	Yes		No		Total Votes
County					
Houghton County Michigan					
Laird Township, Precinct 1	134	76.57%	41	23.43%	175
Houghton County Michigan - Total	134	76.57%	41	23.43%	175
Cumulative					
Cumulative	0		0		0
Cumulative - Total	0		0		0
County - Total	134	76.57%	41	23.43%	175

Precinct	Unresolved Write-In
County	
Houghton County Michigan	
Laird Township, Precinct 1	0
Houghton County Michigan - Total	0
Cumulative	
Cumulative	0
Cumulative - Total	0
County - Total	0

Laird Township Fire Dept Renewal Proposal (Vote for 1)

Precinct	Times Cast	Registered Voters
County		
Houghton County Michigan		
Laird Township, Precinct 1	186	412
Houghton County Michigan - Total	186	412
Cumulative		
Cumulative	0	0
Cumulative - Total	0	0
County - Total	186	412

Precinct	Yes		No		Total Votes
County					
Houghton County Michigan					
Laird Township, Precinct 1	148	84.57%	27	15.43%	175
Houghton County Michigan - Total	148	84.57%	27	15.43%	175
Cumulative					
Cumulative	0		0		0
Cumulative - Total	0		0		0
County - Total	148	84.57%	27	15.43%	175

Precinct	Unresolved Write-In
County	
Houghton County Michigan	
Laird Township, Precinct 1	0
Houghton County Michigan - Total	0
Cumulative	
Cumulative	0
Cumulative - Total	0
County - Total	0

Laird Twp Ambulance Funding Millage Proposal (Vote for 1)

Precinct	Times Cast	Registered Voters
County		
Houghton County Michigan		
Laird Township, Precinct 1	186	412
Houghton County Michigan - Total	186	412
Cumulative		
Cumulative	0	0
Cumulative - Total	0	0
County - Total	186	412

Precinct	Yes		No		Total Votes
County					
Houghton County Michigan					
Laird Township, Precinct 1	148	84.09%	28	15.91%	176
Houghton County Michigan - Total	148	84.09%	28	15.91%	176
Cumulative					
Cumulative	0		0		0
Cumulative - Total	0		0		0
County - Total	148	84.09%	28	15.91%	176

Precinct	Unresolved Write-In
County	
Houghton County Michigan	
Laird Township, Precinct 1	0
Houghton County Michigan - Total	0
Cumulative	
Cumulative	0
Cumulative - Total	0
County - Total	0

Local School District Proposal for Baraga Area Schools, Houghton County Michigan (Vote for 1)

Precinct	Times Cast	Registered Voters
County		
Houghton County Michigan		
Portage Township, Precinct 4	75	215
Houghton County Michigan - Total	75	215
Cumulative		
Cumulative	0	0
Cumulative - Total	0	0
County - Total	75	215

Precinct	Yes		No		Total Votes
County					
Houghton County Michigan					
Portage Township, Precinct 4	46	70.77%	19	29.23%	65
Houghton County Michigan - Total	46	70.77%	19	29.23%	65
Cumulative					
Cumulative	0		0		0
Cumulative - Total	0		0		0
County - Total	46	70.77%	19	29.23%	65

Precinct	Unresolved Write-In
County	
Houghton County Michigan	
Portage Township, Precinct 4	0
Houghton County Michigan - Total	0
Cumulative	
Cumulative	0
Cumulative - Total	0
County - Total	0

County of Houghton)

State of Michigan)

We Do Hereby Certify, that the foregoing is a correct Statement of Votes given in Houghton County for the proposals named in such statement designated therein, and other matters submitted, at the Primary Election, held on August 4, 2020.

In Witness Whereof, We have hereunto set our hands and affixed the Seal of the Circuit Court for the County of Houghton on August 5, 2020.

Barbara Manniever

Joan V. Antila

Sharon D Fink

Edith Mahn

ATTEST:

Jennifer Kelly

JENNIFER KELLY
HOUGHTON COUNTY CLERK/REGISTER OF DEEDS

Statement of Votes Cast

Open Primary

Houghton County, Michigan

August 04, 2020

SOVC for: All Contests, All Districts, All Counting Groups

AUGUST 4, 2020 PRIMARY ELECTION

OFFICIAL RESULTS

Precinct	Registered Voters	Cards Cast	Voters Cast	% Turnout
County				
Houghton County Michigan				
City of Hancock, Precinct 1	984	297	297	30.18%
City of Hancock, Precinct 2	1,277	355	355	27.80%
City of Hancock, Precinct 3	1,087	342	342	31.46%
City of Houghton, Precinct 1	1,156	543	543	46.97%
City of Houghton, Precinct 2	1,522	582	582	38.24%
Adams Township, Precinct 1	1,881	527	527	28.02%
Calumet Charter Township, Precinct 1	1,586	509	509	32.09%
Calumet Charter Township, Precinct 2	1,265	344	344	27.19%
Calumet Charter Township, Precinct 5	583	130	130	22.30%
Calumet Charter Township, Precinct 9	1,507	429	429	28.47%
Chassell Township, Precinct 1	1,510	604	604	40.00%
Duncan Township, Precinct 1	111	36	36	32.43%
Duncan Township, Precinct 2	100	51	51	51.00%
Elm River Township, Precinct 1	201	89	89	44.28%
Franklin Township, Precinct 1	716	207	207	28.91%
Franklin Township, Precinct 2	343	108	108	31.49%
Hancock Township, Precinct 1	373	143	143	38.34%

Precinct	Registered Voters	Cards Cast	Voters Cast	% Turnout
Laird Township, Precinct 1	412	186	186	45.15%
Osceola Township, Precinct 1	382	144	144	37.70%
Osceola Township, Precinct 2	699	211	211	30.19%
Osceola Township, Precinct 4	332	110	110	33.13%
Portage Township, Precinct 2	1,940	685	685	35.31%
Portage Township, Precinct 4	588	212	212	36.05%
Quincy Township, Precinct 1	233	73	73	31.33%
Schoolcraft Township, Precinct 1	1,559	496	496	31.82%
Stanton Township, Precinct 1	1,113	413	413	37.11%
Stanton Township, Precinct 2	136	66	66	48.53%
Torch Lake Township, Precinct 1	943	314	314	33.30%
Torch Lake Township, Precinct 2	692	300	300	43.35%
Houghton County Michigan - Total	25,231	8,506	8,506	33.71%
Cumulative				
Cumulative	0	0	0	N/A
Cumulative - Total	0	0	0	N/A
County - Total	25,231	8,506	8,506	33.71%

United States Senator for State Senate (DEM) (Vote for 1)
DEM

Precinct	Times Cast	Registered Voters
County		
Houghton County Michigan		
City of Hancock, Precinct 1	297	984
City of Hancock, Precinct 2	355	1,277
City of Hancock, Precinct 3	342	1,087
City of Houghton, Precinct 1	543	1,156
City of Houghton, Precinct 2	582	1,522
Adams Township, Precinct 1	527	1,881
Calumet Charter Township, Precinct 1	509	1,586
Calumet Charter Township, Precinct 2	344	1,265
Calumet Charter Township, Precinct 5	130	583
Calumet Charter Township, Precinct 9	429	1,507
Chassell Township, Precinct 1	604	1,510
Duncan Township, Precinct 1	36	111
Duncan Township, Precinct 2	51	100
Elm River Township, Precinct 1	89	201
Franklin Township, Precinct 1	207	716
Franklin Township, Precinct 2	108	343
Hancock Township, Precinct 1	143	373
Laird Township, Precinct 1	186	412
Osceola Township, Precinct 1	144	382
Osceola Township, Precinct 2	211	699
Osceola Township, Precinct 4	110	332
Portage Township, Precinct 2	685	1,940
Portage Township, Precinct 4	212	588

Precinct	Gary Peters		Total Votes	Unresolved Write-In
County				
Houghton County Michigan				
City of Hancock, Precinct 1	153	100.00%	153	1
City of Hancock, Precinct 2	164	100.00%	164	1
City of Hancock, Precinct 3	138	100.00%	138	0
City of Houghton, Precinct 1	281	100.00%	281	0
City of Houghton, Precinct 2	346	100.00%	346	1
Adams Township, Precinct 1	229	100.00%	229	0
Calumet Charter Township, Precinct 1	210	100.00%	210	0
Calumet Charter Township, Precinct 2	94	100.00%	94	0
Calumet Charter Township, Precinct 5	53	100.00%	53	0
Calumet Charter Township, Precinct 9	158	100.00%	158	0
Chassell Township, Precinct 1	164	100.00%	164	0
Duncan Township, Precinct 1	15	100.00%	15	0
Duncan Township, Precinct 2	20	100.00%	20	0
Elm River Township, Precinct 1	43	100.00%	43	0
Franklin Township, Precinct 1	67	100.00%	67	0
Franklin Township, Precinct 2	45	100.00%	45	0
Hancock Township, Precinct 1	52	100.00%	52	0
Laird Township, Precinct 1	49	100.00%	49	0
Osceola Township, Precinct 1	53	100.00%	53	0
Osceola Township, Precinct 2	72	100.00%	72	0
Osceola Township, Precinct 4	42	100.00%	42	0
Portage Township, Precinct 2	267	100.00%	267	0
Portage Township, Precinct 4	99	100.00%	99	0

Precinct	Times Cast	Registered Voters
Quincy Township, Precinct 1	73	233
Schoolcraft Township, Precinct 1	496	1,559
Stanton Township, Precinct 1	413	1,113
Stanton Township, Precinct 2	66	136
Torch Lake Township, Precinct 1	314	943
Torch Lake Township, Precinct 2	300	692
Houghton County Michigan - Total	8,506	25,231
Cumulative		
Cumulative	0	0
Cumulative - Total	0	0
County - Total	8,506	25,231

Precinct	Gary Peters		Total Votes	Unresolved Write-In
Quincy Township, Precinct 1	17	100.00%	17	0
Schoolcraft Township, Precinct 1	165	100.00%	165	0
Stanton Township, Precinct 1	141	100.00%	141	0
Stanton Township, Precinct 2	33	100.00%	33	0
Torch Lake Township, Precinct 1	108	100.00%	108	0
Torch Lake Township, Precinct 2	105	100.00%	105	0
Houghton County Michigan - Total	3,383	100.00%	3,383	3
Cumulative				
Cumulative	0		0	0
Cumulative - Total	0		0	0
County - Total	3,383	100.00%	3,383	3

United States Senator for State Senate (REP) (Vote for 1)
REP

Precinct	Times Cast	Registered Voters	John James		Total Votes	Unresolved Write-In
County						
Houghton County Michigan						
City of Hancock, Precinct 1	297	984	98	100.00%	98	0
City of Hancock, Precinct 2	355	1,277	146	100.00%	146	1
City of Hancock, Precinct 3	342	1,087	152	100.00%	152	1
City of Houghton, Precinct 1	543	1,156	183	100.00%	183	0
City of Houghton, Precinct 2	582	1,522	142	100.00%	142	0
Adams Township, Precinct 1	527	1,881	217	100.00%	217	0
Calumet Charter Township, Precinct 1	509	1,586	239	100.00%	239	0
Calumet Charter Township, Precinct 2	344	1,265	194	100.00%	194	1
Calumet Charter Township, Precinct 5	130	583	54	100.00%	54	1
Calumet Charter Township, Precinct 9	429	1,507	208	100.00%	208	1
Chassell Township, Precinct 1	604	1,510	358	100.00%	358	0
Duncan Township, Precinct 1	36	111	19	100.00%	19	0
Duncan Township, Precinct 2	51	100	27	100.00%	27	0
Elm River Township, Precinct 1	89	201	34	100.00%	34	0
Franklin Township, Precinct 1	207	716	106	100.00%	106	0
Franklin Township, Precinct 2	108	343	41	100.00%	41	0
Hancock Township, Precinct 1	143	373	73	100.00%	73	0
Laird Township, Precinct 1	186	412	107	100.00%	107	0
Osceola Township, Precinct 1	144	382	69	100.00%	69	0
Osceola Township, Precinct 2	211	699	93	100.00%	93	1
Osceola Township, Precinct 4	110	332	59	100.00%	59	0
Portage Township, Precinct 2	685	1,940	322	100.00%	322	0
Portage Township, Precinct 4	212	588	92	100.00%	92	0

Precinct	Times Cast	Registered Voters
Quincy Township, Precinct 1	73	233
Schoolcraft Township, Precinct 1	496	1,559
Stanton Township, Precinct 1	413	1,113
Stanton Township, Precinct 2	66	136
Torch Lake Township, Precinct 1	314	943
Torch Lake Township, Precinct 2	300	692
Houghton County Michigan - Total	8,506	25,231
Cumulative		
Cumulative	0	0
Cumulative - Total	0	0
County - Total	8,506	25,231

Precinct	John James		Total Votes	Unresolved Write-In
Quincy Township, Precinct 1	43	100.00%	43	0
Schoolcraft Township, Precinct 1	236	100.00%	236	1
Stanton Township, Precinct 1	203	100.00%	203	0
Stanton Township, Precinct 2	19	100.00%	19	0
Torch Lake Township, Precinct 1	166	100.00%	166	1
Torch Lake Township, Precinct 2	153	100.00%	153	1
Houghton County Michigan - Total	3,853	100.00%	3,853	9
Cumulative				
Cumulative	0		0	0
Cumulative - Total	0		0	0
County - Total	3,853	100.00%	3,853	9

Representative in Congress 1st District (DEM) (Vote for 1)
DEM

Precinct	Times Cast	Registered Voters
County		
Houghton County Michigan		
City of Hancock, Precinct 1	297	984
City of Hancock, Precinct 2	355	1,277
City of Hancock, Precinct 3	342	1,087
City of Houghton, Precinct 1	543	1,156
City of Houghton, Precinct 2	582	1,522
Adams Township, Precinct 1	527	1,881
Calumet Charter Township, Precinct 1	509	1,586
Calumet Charter Township, Precinct 2	344	1,265
Calumet Charter Township, Precinct 5	130	583
Calumet Charter Township, Precinct 9	429	1,507
Chassell Township, Precinct 1	604	1,510
Duncan Township, Precinct 1	36	111
Duncan Township, Precinct 2	51	100
Elm River Township, Precinct 1	89	201
Franklin Township, Precinct 1	207	716
Franklin Township, Precinct 2	108	343
Hancock Township, Precinct 1	143	373
Laird Township, Precinct 1	186	412
Osceola Township, Precinct 1	144	382
Osceola Township, Precinct 2	211	699
Osceola Township, Precinct 4	110	332
Portage Township, Precinct 2	685	1,940
Portage Township, Precinct 4	212	588

Precinct	Dana Ferguson		Linda O'Dell		Total Votes
County					
Houghton County Michigan					
City of Hancock, Precinct 1	121	77.07%	36	22.93%	157
City of Hancock, Precinct 2	106	64.24%	59	35.76%	165
City of Hancock, Precinct 3	98	73.68%	35	26.32%	133
City of Houghton, Precinct 1	206	74.10%	72	25.90%	278
City of Houghton, Precinct 2	265	79.82%	67	20.18%	332
Adams Township, Precinct 1	142	63.96%	80	36.04%	222
Calumet Charter Township, Precinct 1	163	77.62%	47	22.38%	210
Calumet Charter Township, Precinct 2	52	54.17%	44	45.83%	96
Calumet Charter Township, Precinct 5	33	62.26%	20	37.74%	53
Calumet Charter Township, Precinct 9	100	62.89%	59	37.11%	159
Chassell Township, Precinct 1	115	69.70%	50	30.30%	165
Duncan Township, Precinct 1	9	60.00%	6	40.00%	15
Duncan Township, Precinct 2	8	42.11%	11	57.89%	19
Elm River Township, Precinct 1	19	45.24%	23	54.76%	42
Franklin Township, Precinct 1	50	73.53%	18	26.47%	68
Franklin Township, Precinct 2	31	70.45%	13	29.55%	44
Hancock Township, Precinct 1	41	78.85%	11	21.15%	52
Laird Township, Precinct 1	31	67.39%	15	32.61%	46
Osceola Township, Precinct 1	41	78.85%	11	21.15%	52
Osceola Township, Precinct 2	39	54.17%	33	45.83%	72
Osceola Township, Precinct 4	39	92.86%	3	7.14%	42
Portage Township, Precinct 2	183	70.38%	77	29.62%	260
Portage Township, Precinct 4	69	71.13%	28	28.87%	97

Precinct	Unresolved Write-In
County	
Houghton County Michigan	
City of Hancock, Precinct 1	0
City of Hancock, Precinct 2	0
City of Hancock, Precinct 3	0
City of Houghton, Precinct 1	0
City of Houghton, Precinct 2	2
Adams Township, Precinct 1	1
Calumet Charter Township, Precinct 1	0
Calumet Charter Township, Precinct 2	0
Calumet Charter Township, Precinct 5	0
Calumet Charter Township, Precinct 9	0
Chassell Township, Precinct 1	0
Duncan Township, Precinct 1	0
Duncan Township, Precinct 2	0
Elm River Township, Precinct 1	0
Franklin Township, Precinct 1	0
Franklin Township, Precinct 2	0
Hancock Township, Precinct 1	0
Laird Township, Precinct 1	0
Osceola Township, Precinct 1	0
Osceola Township, Precinct 2	0
Osceola Township, Precinct 4	0
Portage Township, Precinct 2	0
Portage Township, Precinct 4	0

Precinct	Times Cast	Registered Voters
Quincy Township, Precinct 1	73	233
Schoolcraft Township, Precinct 1	496	1,559
Stanton Township, Precinct 1	413	1,113
Stanton Township, Precinct 2	66	136
Torch Lake Township, Precinct 1	314	943
Torch Lake Township, Precinct 2	300	692
Houghton County Michigan - Total	8,506	25,231
Cumulative		
Cumulative	0	0
Cumulative - Total	0	0
County - Total	8,506	25,231

Precinct	Dana Ferguson		Linda O'Dell		Total Votes
Quincy Township, Precinct 1	12	80.00%	3	20.00%	15
Schoolcraft Township, Precinct 1	107	70.39%	45	29.61%	152
Stanton Township, Precinct 1	81	61.36%	51	38.64%	132
Stanton Township, Precinct 2	18	58.06%	13	41.94%	31
Torch Lake Township, Precinct 1	76	71.03%	31	28.97%	107
Torch Lake Township, Precinct 2	82	78.85%	22	21.15%	104
Houghton County Michigan - Total	2,337	70.39%	983	29.61%	3,320
Cumulative					
Cumulative	0		0		0
Cumulative - Total	0		0		0
County - Total	2,337	70.39%	983	29.61%	3,320

Precinct	Unresolved Write-In
Quincy Township, Precinct 1	0
Schoolcraft Township, Precinct 1	1
Stanton Township, Precinct 1	1
Stanton Township, Precinct 2	0
Torch Lake Township, Precinct 1	0
Torch Lake Township, Precinct 2	0
Houghton County Michigan - Total	5
Cumulative	
Cumulative	0
Cumulative - Total	0
County - Total	5

Representative in Congress 1st District (REP) (Vote for 1)
REP

Precinct	Times Cast	Registered Voters
County		
Houghton County Michigan		
City of Hancock, Precinct 1	297	984
City of Hancock, Precinct 2	355	1,277
City of Hancock, Precinct 3	342	1,087
City of Houghton, Precinct 1	543	1,156
City of Houghton, Precinct 2	582	1,522
Adams Township, Precinct 1	527	1,881
Calumet Charter Township, Precinct 1	509	1,586
Calumet Charter Township, Precinct 2	344	1,265
Calumet Charter Township, Precinct 5	130	583
Calumet Charter Township, Precinct 9	429	1,507
Chassell Township, Precinct 1	604	1,510
Duncan Township, Precinct 1	36	111
Duncan Township, Precinct 2	51	100
Elm River Township, Precinct 1	89	201
Franklin Township, Precinct 1	207	716
Franklin Township, Precinct 2	108	343
Hancock Township, Precinct 1	143	373
Laird Township, Precinct 1	186	412
Osceola Township, Precinct 1	144	382
Osceola Township, Precinct 2	211	699
Osceola Township, Precinct 4	110	332
Portage Township, Precinct 2	685	1,940
Portage Township, Precinct 4	212	588

Precinct	Jack Bergman		Total Votes	Unresolved Write-In
County				
Houghton County Michigan				
City of Hancock, Precinct 1	97	100.00%	97	2
City of Hancock, Precinct 2	148	100.00%	148	1
City of Hancock, Precinct 3	158	100.00%	158	1
City of Houghton, Precinct 1	191	100.00%	191	0
City of Houghton, Precinct 2	148	100.00%	148	1
Adams Township, Precinct 1	230	100.00%	230	1
Calumet Charter Township, Precinct 1	249	100.00%	249	0
Calumet Charter Township, Precinct 2	203	100.00%	203	1
Calumet Charter Township, Precinct 5	64	100.00%	64	0
Calumet Charter Township, Precinct 9	222	100.00%	222	0
Chassell Township, Precinct 1	357	100.00%	357	0
Duncan Township, Precinct 1	21	100.00%	21	0
Duncan Township, Precinct 2	29	100.00%	29	0
Elm River Township, Precinct 1	40	100.00%	40	0
Franklin Township, Precinct 1	107	100.00%	107	0
Franklin Township, Precinct 2	42	100.00%	42	0
Hancock Township, Precinct 1	75	100.00%	75	0
Laird Township, Precinct 1	111	100.00%	111	1
Osceola Township, Precinct 1	73	100.00%	73	0
Osceola Township, Precinct 2	98	100.00%	98	2
Osceola Township, Precinct 4	59	100.00%	59	0
Portage Township, Precinct 2	324	100.00%	324	0
Portage Township, Precinct 4	94	100.00%	94	0

Precinct	Times Cast	Registered Voters
Quincy Township, Precinct 1	73	233
Schoolcraft Township, Precinct 1	496	1,559
Stanton Township, Precinct 1	413	1,113
Stanton Township, Precinct 2	66	136
Torch Lake Township, Precinct 1	314	943
Torch Lake Township, Precinct 2	300	692
Houghton County Michigan - Total	8,506	25,231
Cumulative		
Cumulative	0	0
Cumulative - Total	0	0
County - Total	8,506	25,231

Precinct	Jack Bergman		Total Votes	Unresolved Write-In
Quincy Township, Precinct 1	43	100.00%	43	0
Schoolcraft Township, Precinct 1	242	100.00%	242	0
Stanton Township, Precinct 1	214	100.00%	214	0
Stanton Township, Precinct 2	19	100.00%	19	0
Torch Lake Township, Precinct 1	168	100.00%	168	2
Torch Lake Township, Precinct 2	158	100.00%	158	0
Houghton County Michigan - Total	3,984	100.00%	3,984	12
Cumulative				
Cumulative	0		0	0
Cumulative - Total	0		0	0
County - Total	3,984	100.00%	3,984	12

Representative in State Legislature 110th District (DEM) (Vote for 1)
DEM

Precinct	Times Cast	Registered Voters	Lawrence Dale		Janet Metsa	
County						
Houghton County Michigan						
City of Hancock, Precinct 1	297	984	17	11.04%	128	83.12%
City of Hancock, Precinct 2	355	1,277	27	16.46%	129	78.66%
City of Hancock, Precinct 3	342	1,087	14	10.53%	107	80.45%
City of Houghton, Precinct 1	543	1,156	37	13.17%	229	81.49%
City of Houghton, Precinct 2	582	1,522	35	10.32%	273	80.53%
Adams Township, Precinct 1	527	1,881	22	9.65%	173	75.88%
Calumet Charter Township, Precinct 1	509	1,586	24	11.27%	167	78.40%
Calumet Charter Township, Precinct 2	344	1,265	9	9.09%	79	79.80%
Calumet Charter Township, Precinct 5	130	583	2	3.70%	43	79.63%
Calumet Charter Township, Precinct 9	429	1,507	17	10.76%	127	80.38%
Chassell Township, Precinct 1	604	1,510	11	6.32%	155	89.08%
Duncan Township, Precinct 1	36	111	3	21.43%	9	64.29%
Duncan Township, Precinct 2	51	100	6	31.58%	13	68.42%
Elm River Township, Precinct 1	89	201	5	12.50%	30	75.00%
Franklin Township, Precinct 1	207	716	9	13.24%	52	76.47%
Franklin Township, Precinct 2	108	343	5	11.63%	35	81.40%
Hancock Township, Precinct 1	143	373	4	7.69%	46	88.46%
Laird Township, Precinct 1	186	412	11	23.40%	32	68.09%
Osceola Township, Precinct 1	144	382	16	30.77%	30	57.69%
Osceola Township, Precinct 2	211	699	9	12.50%	42	58.33%
Osceola Township, Precinct 4	110	332	4	9.30%	34	79.07%
Portage Township, Precinct 2	685	1,940	25	9.40%	228	85.71%
Portage Township, Precinct 4	212	588	11	10.89%	86	85.15%

Precinct	Casey VerBerkmoes		Total Votes	Unresolved Write-In
County				
Houghton County Michigan				
City of Hancock, Precinct 1	9	5.84%	154	0
City of Hancock, Precinct 2	8	4.88%	164	1
City of Hancock, Precinct 3	12	9.02%	133	0
City of Houghton, Precinct 1	15	5.34%	281	0
City of Houghton, Precinct 2	31	9.14%	339	1
Adams Township, Precinct 1	33	14.47%	228	0
Calumet Charter Township, Precinct 1	22	10.33%	213	0
Calumet Charter Township, Precinct 2	11	11.11%	99	0
Calumet Charter Township, Precinct 5	9	16.67%	54	0
Calumet Charter Township, Precinct 9	14	8.86%	158	0
Chassell Township, Precinct 1	8	4.60%	174	0
Duncan Township, Precinct 1	2	14.29%	14	0
Duncan Township, Precinct 2	0	0.00%	19	0
Elm River Township, Precinct 1	5	12.50%	40	0
Franklin Township, Precinct 1	7	10.29%	68	0
Franklin Township, Precinct 2	3	6.98%	43	0
Hancock Township, Precinct 1	2	3.85%	52	0
Laird Township, Precinct 1	4	8.51%	47	0
Osceola Township, Precinct 1	6	11.54%	52	0
Osceola Township, Precinct 2	21	29.17%	72	0
Osceola Township, Precinct 4	5	11.63%	43	0
Portage Township, Precinct 2	13	4.89%	266	1
Portage Township, Precinct 4	4	3.96%	101	0

Precinct	Times Cast	Registered Voters
Quincy Township, Precinct 1	73	233
Schoolcraft Township, Precinct 1	496	1,559
Stanton Township, Precinct 1	413	1,113
Stanton Township, Precinct 2	66	136
Torch Lake Township, Precinct 1	314	943
Torch Lake Township, Precinct 2	300	692
Houghton County Michigan - Total	8,506	25,231
Cumulative		
Cumulative	0	0
Cumulative - Total	0	0
County - Total	8,506	25,231

Precinct	Lawrence Dale		Janet Metsa	
Quincy Township, Precinct 1	2	11.76%	14	82.35%
Schoolcraft Township, Precinct 1	17	10.56%	95	59.01%
Stanton Township, Precinct 1	15	10.71%	122	87.14%
Stanton Township, Precinct 2	4	12.50%	24	75.00%
Torch Lake Township, Precinct 1	10	9.62%	74	71.15%
Torch Lake Township, Precinct 2	15	13.89%	72	66.67%
Houghton County Michigan - Total	386	11.43%	2,648	78.44%
Cumulative				
Cumulative	0		0	
Cumulative - Total	0		0	
County - Total	386	11.43%	2,648	78.44%

Precinct	Casey VerBerkmoes		Total Votes	Unresolved Write-In
Quincy Township, Precinct 1	1	5.88%	17	0
Schoolcraft Township, Precinct 1	49	30.43%	161	0
Stanton Township, Precinct 1	3	2.14%	140	0
Stanton Township, Precinct 2	4	12.50%	32	0
Torch Lake Township, Precinct 1	20	19.23%	104	0
Torch Lake Township, Precinct 2	21	19.44%	108	0
Houghton County Michigan - Total	342	10.13%	3,376	3
Cumulative				
Cumulative	0		0	0
Cumulative - Total	0		0	0
County - Total	342	10.13%	3,376	3

Representative in State Legislature 110th District (REP) (Vote for 1)
REP

Precinct	Times Cast	Registered Voters
County		
Houghton County Michigan		
City of Hancock, Precinct 1	297	984
City of Hancock, Precinct 2	355	1,277
City of Hancock, Precinct 3	342	1,087
City of Houghton, Precinct 1	543	1,156
City of Houghton, Precinct 2	582	1,522
Adams Township, Precinct 1	527	1,881
Calumet Charter Township, Precinct 1	509	1,586
Calumet Charter Township, Precinct 2	344	1,265
Calumet Charter Township, Precinct 5	130	583
Calumet Charter Township, Precinct 9	429	1,507
Chassell Township, Precinct 1	604	1,510
Duncan Township, Precinct 1	36	111
Duncan Township, Precinct 2	51	100
Elm River Township, Precinct 1	89	201
Franklin Township, Precinct 1	207	716
Franklin Township, Precinct 2	108	343
Hancock Township, Precinct 1	143	373
Laird Township, Precinct 1	186	412
Osceola Township, Precinct 1	144	382
Osceola Township, Precinct 2	211	699
Osceola Township, Precinct 4	110	332
Portage Township, Precinct 2	685	1,940
Portage Township, Precinct 4	212	588

Precinct	Gregory Markkanen		Total Votes	Unresolved Write-In
County				
Houghton County Michigan				
City of Hancock, Precinct 1	96	100.00%	96	0
City of Hancock, Precinct 2	145	100.00%	145	1
City of Hancock, Precinct 3	156	100.00%	156	2
City of Houghton, Precinct 1	192	100.00%	192	0
City of Houghton, Precinct 2	142	100.00%	142	2
Adams Township, Precinct 1	233	100.00%	233	1
Calumet Charter Township, Precinct 1	251	100.00%	251	0
Calumet Charter Township, Precinct 2	198	100.00%	198	0
Calumet Charter Township, Precinct 5	63	100.00%	63	1
Calumet Charter Township, Precinct 9	219	100.00%	219	0
Chassell Township, Precinct 1	360	100.00%	360	0
Duncan Township, Precinct 1	21	100.00%	21	0
Duncan Township, Precinct 2	30	100.00%	30	0
Elm River Township, Precinct 1	38	100.00%	38	0
Franklin Township, Precinct 1	109	100.00%	109	0
Franklin Township, Precinct 2	44	100.00%	44	0
Hancock Township, Precinct 1	77	100.00%	77	1
Laird Township, Precinct 1	112	100.00%	112	0
Osceola Township, Precinct 1	73	100.00%	73	0
Osceola Township, Precinct 2	100	100.00%	100	1
Osceola Township, Precinct 4	58	100.00%	58	0
Portage Township, Precinct 2	329	100.00%	329	0
Portage Township, Precinct 4	88	100.00%	88	0

Precinct	Times Cast	Registered Voters
Quincy Township, Precinct 1	73	233
Schoolcraft Township, Precinct 1	496	1,559
Stanton Township, Precinct 1	413	1,113
Stanton Township, Precinct 2	66	136
Torch Lake Township, Precinct 1	314	943
Torch Lake Township, Precinct 2	300	692
Houghton County Michigan - Total	8,506	25,231
Cumulative		
Cumulative	0	0
Cumulative - Total	0	0
County - Total	8,506	25,231

Precinct	Gregory Markkanen		Total Votes	Unresolved Write-In
Quincy Township, Precinct 1	42	100.00%	42	0
Schoolcraft Township, Precinct 1	239	100.00%	239	0
Stanton Township, Precinct 1	213	100.00%	213	0
Stanton Township, Precinct 2	19	100.00%	19	0
Torch Lake Township, Precinct 1	169	100.00%	169	2
Torch Lake Township, Precinct 2	154	100.00%	154	0
Houghton County Michigan - Total	3,970	100.00%	3,970	11
Cumulative				
Cumulative	0		0	0
Cumulative - Total	0		0	0
County - Total	3,970	100.00%	3,970	11

Results per Precinct
Huron Aug 2020
Official

2020-08-10 11:10:50

United States Senator (DEM) (Vote for 1)

Precinct	Gary Peters - DEM	Write-in
City of Bad Axe, Precinct 1	185	0
City of Caseville, Precinct 1	79	0
City of Harbor Beach, Precinct 1	127	0
Bingham Township, Precinct 1	89	0
Bloomfield Township, Precinct 1	13	0
Brookfield Township, Precinct 1	20	0
Caseville Township, Precinct 1	233	0
Chandler Township, Precinct 1	8	0
Colfax Township, Precinct 1	74	0
Dwight Township, Precinct 1	28	0
Fairhaven Township, Precinct 1	55	0
Gore Township, Precinct 1	8	0
Grant Township, Precinct 1	35	0
Hume Township, Precinct 1	64	0
Huron Township, Precinct 1	26	0
Lake Township, Precinct 1	131	0
Lincoln Township, Precinct 1	21	0
McKinley Township, Precinct 1	22	0
Meade Township, Precinct 1	20	0
Oliver Township, Precinct 1	87	0
Paris Township, Precinct 1	9	0
Pointe Aux Barques Township, Precinct 1	6	0
Port Austin Township, Precinct 1	162	0
Rubicon Township, Precinct 1	35	0
Sand Beach Township, Precinct 1	76	0
Sebewaing Township, Precinct 1	152	0
Sheridan Township, Precinct 1	34	0
Sherman Township, Precinct 1	59	0
Sigel Township, Precinct 1	8	0
Verona Township, Precinct 1	63	0
Winsor Township, Precinct 1	114	0
Total	2,043	0

Representative in Congress 10th District (DEM) (Vote for 1)

Precinct	Kimberly Bizon	Kelly L. Noland	Write-in
City of Bad Axe, Precinct 1	130	57	0
City of Caseville, Precinct 1	38	40	0
City of Harbor Beach, Precinct 1	85	39	0
Bingham Township, Precinct 1	54	32	0

Bloomfield Township, Precinct 1	7	6	0
Brookfield Township, Precinct 1	10	9	0
Caseville Township, Precinct 1	126	97	0
Chandler Township, Precinct 1	7	3	0
Colfax Township, Precinct 1	48	21	0
Dwight Township, Precinct 1	16	13	0
Fairhaven Township, Precinct 1	30	22	0
Gore Township, Precinct 1	6	2	0
Grant Township, Precinct 1	18	15	0
Hume Township, Precinct 1	45	18	0
Huron Township, Precinct 1	16	8	0
Lake Township, Precinct 1	70	57	0
Lincoln Township, Precinct 1	9	10	0
McKinley Township, Precinct 1	8	14	0
Meade Township, Precinct 1	10	9	0
Oliver Township, Precinct 1	45	39	0
Paris Township, Precinct 1	4	5	0
Pointe Aux Barques Township, Precinct 1	4	2	0
Port Austin Township, Precinct 1	105	54	0
Rubicon Township, Precinct 1	27	10	0
Sand Beach Township, Precinct 1	56	20	0
Sebewaing Township, Precinct 1	66	76	0
Sheridan Township, Precinct 1	16	16	0
Sherman Township, Precinct 1	29	28	0
Sigel Township, Precinct 1	7	1	0
Verona Township, Precinct 1	36	27	0
Winsor Township, Precinct 1	75	32	0
Total	1,203	782	0

Rep in State Legislature 84th District (DEM) (Vote for 1)

Precinct	Douglas P. Marker	Patrick J. Wood	Write-in
City of Bad Axe, Precinct 1	78	101	0
City of Caseville, Precinct 1	26	49	0
City of Harbor Beach, Precinct 1	37	82	0
Bingham Township, Precinct 1	18	67	0
Bloomfield Township, Precinct 1	6	7	0
Brookfield Township, Precinct 1	5	16	0
Caseville Township, Precinct 1	100	11	0
Chandler Township, Precinct 1	1	8	0
Colfax Township, Precinct 1	25	41	0
Dwight Township, Precinct 1	0	0	0
Fairhaven Township, Precinct 1	32	18	0
Gore Township, Precinct 1	4	4	0
Grant Township, Precinct 1	16	16	0
Hume Township, Precinct 1	21	37	0
Huron Township, Precinct 1	7	15	0
Lake Township, Precinct 1	35	83	0
Lincoln Township, Precinct 1	10	8	0

McKinley Township, Precinct 1	9	12	0
Meade Township, Precinct 1	10	9	0
Oliver Township, Precinct 1	36	45	0
Paris Township, Precinct 1	6	3	0
Pointe Aux Barques Township, Precinct 1	1	5	0
Port Austin Township, Precinct 1	60	84	0
Rubicon Township, Precinct 1	6	30	0
Sand Beach Township, Precinct 1	23	51	0
Sebewaing Township, Precinct 1	46	96	0
Sheridan Township, Precinct 1	18	11	0
Sherman Township, Precinct 1	11	45	0
Sigel Township, Precinct 1	4	4	0
Verona Township, Precinct 1	21	35	0
Winsor Township, Precinct 1	51	49	0
Total	723	1,042	0

County Prosecuting Attorney (DEM) (Vote for 1)

Precinct	Write-in
City of Bad Axe, Precinct 1	0
City of Caseville, Precinct 1	0
City of Harbor Beach, Precinct 1	0
Bingham Township, Precinct 1	0
Bloomfield Township, Precinct 1	0
Brookfield Township, Precinct 1	0
Caseville Township, Precinct 1	0
Chandler Township, Precinct 1	0
Colfax Township, Precinct 1	0
Dwight Township, Precinct 1	0
Fairhaven Township, Precinct 1	0
Gore Township, Precinct 1	0
Grant Township, Precinct 1	0
Hume Township, Precinct 1	0
Huron Township, Precinct 1	0
Lake Township, Precinct 1	0
Lincoln Township, Precinct 1	0
McKinley Township, Precinct 1	0
Meade Township, Precinct 1	0
Oliver Township, Precinct 1	0
Paris Township, Precinct 1	0
Pointe Aux Barques Township, Precinct 1	0
Port Austin Township, Precinct 1	0
Rubicon Township, Precinct 1	0
Sand Beach Township, Precinct 1	0
Sebewaing Township, Precinct 1	0
Sheridan Township, Precinct 1	0
Sherman Township, Precinct 1	0
Sigel Township, Precinct 1	0
Verona Township, Precinct 1	0

Precinct	Geoffrey Blain	Sheila Blain	Penny C. Letts	Write-in
City of Harbor Beach, Precinct 1	81	83	102	0
Total	81	83	102	0

United States Senator (REP) (Vote for 1)

Precinct	John James	Write-in
City of Bad Axe, Precinct 1	336	0
City of Caseville, Precinct 1	119	0
City of Harbor Beach, Precinct 1	233	0
Bingham Township, Precinct 1	232	0
Bloomfield Township, Precinct 1	76	0
Brookfield Township, Precinct 1	101	0
Caseville Township, Precinct 1	371	0
Chandler Township, Precinct 1	74	0
Colfax Township, Precinct 1	271	0
Dwight Township, Precinct 1	91	0
Fairhaven Township, Precinct 1	154	0
Gore Township, Precinct 1	41	0
Grant Township, Precinct 1	121	0
Hume Township, Precinct 1	170	0
Huron Township, Precinct 1	77	0
Lake Township, Precinct 1	159	0
Lincoln Township, Precinct 1	128	0
McKinley Township, Precinct 1	81	0
Meade Township, Precinct 1	166	0
Oliver Township, Precinct 1	183	0
Paris Township, Precinct 1	92	0
Pointe Aux Barques Township, Precinct 1	9	0
Port Austin Township, Precinct 1	332	0
Rubicon Township, Precinct 1	142	0
Sand Beach Township, Precinct 1	268	0
Sebewaing Township, Precinct 1	513	0
Sheridan Township, Precinct 1	97	0
Sherman Township, Precinct 1	231	0
Sigel Township, Precinct 1	107	0
Verona Township, Precinct 1	198	0
Winsor Township, Precinct 1	295	0
Total	5,468	0

Representative in Congress 10th District (REP) (Vote for 1)

Precinct	Shane Hernandez	Lisa McClain	Doug Slocum	Write-in
City of Bad Axe, Precinct 1	149	140	60	0
City of Caseville, Precinct 1	31	75	20	0
City of Harbor Beach, Precinct 1	92	73	79	0
Bingham Township, Precinct 1	103	87	58	0
Bloomfield Township, Precinct 1	29	37	16	0
Brookfield Township, Precinct 1	26	48	31	0
Caseville Township, Precinct 1	130	179	81	0

Chandler Township, Precinct 1	32	35	11	0
Colfax Township, Precinct 1	90	135	68	0
Dwight Township, Precinct 1	32	69	8	0
Fairhaven Township, Precinct 1	30	84	51	0
Gore Township, Precinct 1	12	21	7	0
Grant Township, Precinct 1	39	59	25	0
Hume Township, Precinct 1	44	105	32	0
Huron Township, Precinct 1	28	33	22	0
Lake Township, Precinct 1	42	88	34	0
Lincoln Township, Precinct 1	48	67	21	0
McKinley Township, Precinct 1	30	40	18	0
Meade Township, Precinct 1	62	105	34	0
Oliver Township, Precinct 1	70	94	32	0
Paris Township, Precinct 1	54	29	18	0
Pointe Aux Barques Township, Precinct 1	2	1	4	0
Port Austin Township, Precinct 1	106	193	63	0
Rubicon Township, Precinct 1	49	69	32	0
Sand Beach Township, Precinct 1	111	107	59	0
Sebewaing Township, Precinct 1	134	226	171	0
Sheridan Township, Precinct 1	36	37	28	0
Sherman Township, Precinct 1	100	115	37	0
Sigel Township, Precinct 1	60	42	14	0
Verona Township, Precinct 1	97	84	40	0
Winsor Township, Precinct 1	102	146	69	0
Total	1,970	2,623	1,243	0

Rep in State Legislature 84th District (REP) (Vote for 1)

Precinct	Phil Green	Write-in
City of Bad Axe, Precinct 1	341	0
City of Caseville, Precinct 1	123	0
City of Harbor Beach, Precinct 1	236	0
Bingham Township, Precinct 1	234	0
Bloomfield Township, Precinct 1	76	0
Brookfield Township, Precinct 1	100	0
Caseville Township, Precinct 1	368	0
Chandler Township, Precinct 1	78	0
Colfax Township, Precinct 1	283	0
Dwight Township, Precinct 1	93	0
Fairhaven Township, Precinct 1	161	0
Gore Township, Precinct 1	37	0
Grant Township, Precinct 1	122	0
Hume Township, Precinct 1	173	0
Huron Township, Precinct 1	77	0
Lake Township, Precinct 1	149	0
Lincoln Township, Precinct 1	132	0
McKinley Township, Precinct 1	89	0
Meade Township, Precinct 1	183	0
Oliver Township, Precinct 1	186	0

Paris Township, Precinct 1	94	0
Pointe Aux Barques Township, Precinct 1	8	0
Port Austin Township, Precinct 1	329	0
Rubicon Township, Precinct 1	142	0
Sand Beach Township, Precinct 1	270	0
Sebewaing Township, Precinct 1	516	0
Sheridan Township, Precinct 1	100	0
Sherman Township, Precinct 1	239	0
Sigel Township, Precinct 1	112	0
Verona Township, Precinct 1	201	0
Winsor Township, Precinct 1	306	0
Total	5,558	0

County Prosecuting Attorney (REP) (Vote for 1)

Precinct	Timothy J. Rutkowski	Write-in
City of Bad Axe, Precinct 1	319	0
City of Caseville, Precinct 1	121	0
City of Harbor Beach, Precinct 1	236	0
Bingham Township, Precinct 1	242	0
Bloomfield Township, Precinct 1	73	0
Brookfield Township, Precinct 1	99	0
Caseville Township, Precinct 1	371	0
Chandler Township, Precinct 1	77	0
Colfax Township, Precinct 1	269	0
Dwight Township, Precinct 1	103	0
Fairhaven Township, Precinct 1	157	0
Gore Township, Precinct 1	38	0
Grant Township, Precinct 1	123	0
Hume Township, Precinct 1	179	0
Huron Township, Precinct 1	73	0
Lake Township, Precinct 1	150	0
Lincoln Township, Precinct 1	0	0
McKinley Township, Precinct 1	88	0
Meade Township, Precinct 1	189	0
Oliver Township, Precinct 1	182	0
Paris Township, Precinct 1	98	0
Pointe Aux Barques Township, Precinct 1	8	0
Port Austin Township, Precinct 1	312	0
Rubicon Township, Precinct 1	146	0
Sand Beach Township, Precinct 1	264	0
Sebewaing Township, Precinct 1	520	0
Sheridan Township, Precinct 1	98	0
Sherman Township, Precinct 1	244	0
Sigel Township, Precinct 1	110	0
Verona Township, Precinct 1	196	0
Winsor Township, Precinct 1	312	0
Total	5,397	0

Winsor Township, Precinct 1	0
Total	0

County Sheriff (DEM) (Vote for 1)

Precinct	Write-in
City of Bad Axe, Precinct 1	0
City of Caseville, Precinct 1	0
City of Harbor Beach, Precinct 1	0
Bingham Township, Precinct 1	0
Bloomfield Township, Precinct 1	0
Brookfield Township, Precinct 1	0
Caseville Township, Precinct 1	0
Chandler Township, Precinct 1	0
Colfax Township, Precinct 1	0
Dwight Township, Precinct 1	0
Fairhaven Township, Precinct 1	0
Gore Township, Precinct 1	0
Grant Township, Precinct 1	0
Hume Township, Precinct 1	0
Huron Township, Precinct 1	0
Lake Township, Precinct 1	0
Lincoln Township, Precinct 1	0
McKinley Township, Precinct 1	0
Meade Township, Precinct 1	0
Oliver Township, Precinct 1	0
Paris Township, Precinct 1	0
Pointe Aux Barques Township, Precinct 1	0
Port Austin Township, Precinct 1	0
Rubicon Township, Precinct 1	0
Sand Beach Township, Precinct 1	0
Sebewaing Township, Precinct 1	0
Sheridan Township, Precinct 1	0
Sherman Township, Precinct 1	0
Sigel Township, Precinct 1	0
Verona Township, Precinct 1	0
Winsor Township, Precinct 1	0
Total	0

County Clerk (DEM) (Vote for 1)

Precinct	Write-in
City of Bad Axe, Precinct 1	0
City of Caseville, Precinct 1	0
City of Harbor Beach, Precinct 1	0
Bingham Township, Precinct 1	0
Bloomfield Township, Precinct 1	0
Brookfield Township, Precinct 1	0
Caseville Township, Precinct 1	0
Chandler Township, Precinct 1	0

Colfax Township, Precinct 1	0
Dwight Township, Precinct 1	0
Fairhaven Township, Precinct 1	0
Gore Township, Precinct 1	0
Grant Township, Precinct 1	0
Hume Township, Precinct 1	0
Huron Township, Precinct 1	0
Lake Township, Precinct 1	0
Lincoln Township, Precinct 1	0
McKinley Township, Precinct 1	0
Meade Township, Precinct 1	0
Oliver Township, Precinct 1	0
Paris Township, Precinct 1	0
Pointe Aux Barques Township, Precinct 1	0
Port Austin Township, Precinct 1	0
Rubicon Township, Precinct 1	0
Sand Beach Township, Precinct 1	0
Sebewaing Township, Precinct 1	0
Sheridan Township, Precinct 1	0
Sherman Township, Precinct 1	0
Sigel Township, Precinct 1	0
Verona Township, Precinct 1	0
Winsor Township, Precinct 1	0
Total	0

County Treasurer (DEM) (Vote for 1)

Precinct	Write-in
City of Bad Axe, Precinct 1	0
City of Caseville, Precinct 1	0
City of Harbor Beach, Precinct 1	0
Bingham Township, Precinct 1	0
Bloomfield Township, Precinct 1	0
Brookfield Township, Precinct 1	0
Caseville Township, Precinct 1	0
Chandler Township, Precinct 1	0
Colfax Township, Precinct 1	0
Dwight Township, Precinct 1	0
Fairhaven Township, Precinct 1	0
Gore Township, Precinct 1	0
Grant Township, Precinct 1	0
Hume Township, Precinct 1	0
Huron Township, Precinct 1	0
Lake Township, Precinct 1	0
Lincoln Township, Precinct 1	0
McKinley Township, Precinct 1	0
Meade Township, Precinct 1	0
Oliver Township, Precinct 1	0
Paris Township, Precinct 1	0

Pointe Aux Barques Township, Precinct 1	0
Port Austin Township, Precinct 1	0
Rubicon Township, Precinct 1	0
Sand Beach Township, Precinct 1	0
Sebewaing Township, Precinct 1	0
Sheridan Township, Precinct 1	0
Sherman Township, Precinct 1	0
Sigel Township, Precinct 1	0
Verona Township, Precinct 1	0
Winsor Township, Precinct 1	0
Total	0

County Register of Deeds (DEM) (Vote for 1)

Precinct	Write-in
City of Bad Axe, Precinct 1	0
City of Caseville, Precinct 1	0
City of Harbor Beach, Precinct 1	0
Bingham Township, Precinct 1	0
Bloomfield Township, Precinct 1	0
Brookfield Township, Precinct 1	0
Caseville Township, Precinct 1	0
Chandler Township, Precinct 1	0
Colfax Township, Precinct 1	0
Dwight Township, Precinct 1	0
Fairhaven Township, Precinct 1	0
Gore Township, Precinct 1	0
Grant Township, Precinct 1	0
Hume Township, Precinct 1	0
Huron Township, Precinct 1	0
Lake Township, Precinct 1	0
Lincoln Township, Precinct 1	0
McKinley Township, Precinct 1	0
Meade Township, Precinct 1	0
Oliver Township, Precinct 1	0
Paris Township, Precinct 1	0
Pointe Aux Barques Township, Precinct 1	0
Port Austin Township, Precinct 1	0
Rubicon Township, Precinct 1	0
Sand Beach Township, Precinct 1	0
Sebewaing Township, Precinct 1	0
Sheridan Township, Precinct 1	0
Sherman Township, Precinct 1	0
Sigel Township, Precinct 1	0
Verona Township, Precinct 1	0
Winsor Township, Precinct 1	0
Total	0

County Commissioner 1st District (DEM) (Vote for 1)

Precinct	Write-in
Brookfield Township, Precinct 1	0
Fairhaven Township, Precinct 1	0
Sebewaing Township, Precinct 1	0
Total	0

County Commissioner 2nd District (DEM) (Vote for 1)

Precinct	Write-in
Bingham Township, Precinct 1	0
Grant Township, Precinct 1	0
Paris Township, Precinct 1	0
Sheridan Township, Precinct 1	0
Sherman Township, Precinct 1	0
Total	0

County Commissioner 3rd District (DEM) (Vote for 1)

Precinct	Write-in
City of Caseville, Precinct 1	0
Caseville Township, Precinct 1	0
McKinley Township, Precinct 1	0
Winsor Township, Precinct 1	0
Total	0

County Commissioner 4th District (DEM) (Vote for 1)

Precinct	Write-in
Chandler Township, Precinct 1	0
Colfax Township, Precinct 1	0
Meade Township, Precinct 1	0
Oliver Township, Precinct 1	0
Total	0

County Commissioner 5th District (DEM) (Vote for 1)

Precinct	Write-in
City of Bad Axe, Precinct 1	0
Sigel Township, Precinct 1	0
Verona Township, Precinct 1	0
Total	0

County Commissioner 6th District (DEM) (Vote for 1)

Precinct	Write-in
City of Harbor Beach, Precinct 1	0
Bloomfield Township, Precinct 1	0
Gore Township, Precinct 1	0
Huron Township, Precinct 1	0
Rubicon Township, Precinct 1	0
Sand Beach Township, Precinct 1	0
Total	0

County Commissioner 7th District (DEM) (Vote for 1)

Precinct	Write-in
Dwight Township, Precinct 1	0
Hume Township, Precinct 1	0
Lake Township, Precinct 1	0
Lincoln Township, Precinct 1	0
Pointe Aux Barques Township, Precinct 1	0
Port Austin Township, Precinct 1	0
Total	0

Township Supervisor for Bingham Township (DEM) (Vote for 1)

Precinct	Write-in
Bingham Township, Precinct 1	0
Total	0

Township Supervisor for Bloomfield Township (DEM) (Vote for 1)

Precinct	Write-in
Bloomfield Township, Precinct 1	0
Total	0

Township Supervisor for Brookfield Township (DEM) (Vote for 1)

Precinct	Write-in
Brookfield Township, Precinct 1	0
Total	0

Township Supervisor for Caseville Township (DEM) (Vote for 1)

Precinct	Write-in
Caseville Township, Precinct 1	0
Total	0

Township Supervisor for Chandler Township (DEM) (Vote for 1)

Precinct	Write-in
Chandler Township, Precinct 1	0
Total	0

Township Supervisor for Colfax Township (DEM) (Vote for 1)

Precinct	Write-in
Colfax Township, Precinct 1	0
Total	0

Township Supervisor for Dwight Township (DEM) (Vote for 1)

Precinct	Write-in
Dwight Township, Precinct 1	0
Total	0

Township Supervisor for Fairhaven Township (DEM) (Vote for 1)

Precinct	George Lauinger	Write-in
Fairhaven Township, Precinct 1	41	0
Total	41	0

Township Supervisor for Gore Township (DEM) (Vote for 1)

Precinct	Write-in
Gore Township, Precinct 1	0
Total	0

Township Supervisor for Grant Township (DEM) (Vote for 1)

Precinct	Write-in
Grant Township, Precinct 1	0
Total	0

Township Supervisor for Hume Township (DEM) (Vote for 1)

Precinct	Write-in
Hume Township, Precinct 1	0
Total	0

Township Supervisor for Huron Township (DEM) (Vote for 1)

Precinct	Write-in
Huron Township, Precinct 1	0
Total	0

Township Supervisor for Lake Township (DEM) (Vote for 1)

Precinct	Write-in
Lake Township, Precinct 1	0
Total	0

Township Supervisor for Lincoln Township (DEM) (Vote for 1)

Precinct	Write-in
Lincoln Township, Precinct 1	0
Total	0

Township Supervisor for McKinley Township (DEM) (Vote for 1)

Precinct	Write-in
McKinley Township, Precinct 1	0
Total	0

Township Supervisor for Meade Township (DEM) (Vote for 1)

Precinct	Write-in
Meade Township, Precinct 1	0
Total	0

Township Supervisor for Oliver Township (DEM) (Vote for 1)

Precinct	Write-in
Oliver Township, Precinct 1	0
Total	0

Township Supervisor for Paris Township (DEM) (Vote for 1)

Precinct	Write-in
Paris Township, Precinct 1	0
Total	0

Township Supervisor for Pte. Aux Barques Township (DEM) (Vote for 1)

Precinct	Write-in
Pointe Aux Barques Township, Precinct 1	0
Total	0

Township Supervisor for Port Austin Township (DEM) (Vote for 1)

Precinct	Darcie Finan	Write-in
Port Austin Township, Precinct 1	133	0
Total	133	0

Township Supervisor for Rubicon Township (DEM) (Vote for 1)

Precinct	Write-in
Rubicon Township, Precinct 1	0
Total	0

Township Supervisor for Sand Beach Township (DEM) (Vote for 1)

Precinct	Write-in
Sand Beach Township, Precinct 1	0
Total	0

Township Supervisor for Sebewaing Township (DEM) (Vote for 1)

Precinct	Dennis Weisenbach	Write-in
Sebewaing Township, Precinct 1	102	0
Total	102	0

Township Supervisor for Sheridan Township (DEM) (Vote for 1)

Precinct	Write-in
Sheridan Township, Precinct 1	0
Total	0

Township Supervisor for Sherman Township (DEM) (Vote for 1)

Precinct	Write-in
Sherman Township, Precinct 1	0
Total	0

Township Supervisor for Sigel Township (DEM) (Vote for 1)

Precinct	Write-in
Sigel Township, Precinct 1	0
Total	0

Township Supervisor for Verona Township (DEM) (Vote for 1)

Precinct	Write-in
Verona Township, Precinct 1	0
Total	0

Township Supervisor for Winsor Township (DEM) (Vote for 1)

Precinct	Write-in
Winsor Township, Precinct 1	0

Total	0

Township Clerk for Bingham Township (DEM) (Vote for 1)

Precinct	Joseph J. Trepkoski	Write-in
Bingham Township, Precinct 1	89	0
Total	89	0

Township Clerk for Bloomfield Township (DEM) (Vote for 1)

Precinct	Valerie Woodke	Write-in
Bloomfield Township, Precinct 1	10	0
Total	10	0

Township Clerk for Brookfield Township (DEM) (Vote for 1)

Precinct	Write-in
Brookfield Township, Precinct 1	0
Total	0

Township Clerk for Caseville Township (DEM) (Vote for 1)

Precinct	Write-in
Caseville Township, Precinct 1	0
Total	0

Township Clerk for Chandler Township (DEM) (Vote for 1)

Precinct	Write-in
Chandler Township, Precinct 1	0
Total	0

Township Clerk for Colfax Township (DEM) (Vote for 1)

Precinct	Write-in
Colfax Township, Precinct 1	0
Total	0

Township Clerk for Dwight Township (DEM) (Vote for 1)

Precinct	Write-in
Dwight Township, Precinct 1	0
Total	0

Township Clerk for Fairhaven Township (DEM) (Vote for 1)

Precinct	Write-in
Fairhaven Township, Precinct 1	0
Total	0

Township Clerk for Gore Township (DEM) (Vote for 1)

Precinct	Write-in
Gore Township, Precinct 1	0
Total	0

Township Clerk for Grant Township (DEM) (Vote for 1)

Precinct	Write-in

Grant Township, Precinct 1	0
Total	0

Township Clerk for Hume Township (DEM) (Vote for 1)

Precinct	Write-in
Hume Township, Precinct 1	0
Total	0

Township Clerk for Huron Township (DEM) (Vote for 1)

Precinct	Joanne Schulte	Write-in
Huron Township, Precinct 1	23	0
Total	23	0

Township Clerk for Lake Township (DEM) (Vote for 1)

Precinct	Write-in
Lake Township, Precinct 1	0
Total	0

Township Clerk for Lincoln Township (DEM) (Vote for 1)

Precinct	Write-in
Lincoln Township, Precinct 1	0
Total	0

Township Clerk for McKinley Township (DEM) (Vote for 1)

Precinct	Write-in
McKinley Township, Precinct 1	0
Total	0

Township Clerk for Meade Township (DEM) (Vote for 1)

Precinct	Write-in
Meade Township, Precinct 1	0
Total	0

Township Clerk for Oliver Township (DEM) (Vote for 1)

Precinct	Write-in
Oliver Township, Precinct 1	0
Total	0

Township Clerk for Paris Township (DEM) (Vote for 1)

Precinct	Write-in
Paris Township, Precinct 1	0
Total	0

Township Clerk for Pte. Aux Barques Township (DEM) (Vote for 1)

Precinct	Write-in
Pointe Aux Barques Township, Precinct 1	0
Total	0

Township Clerk for Port Austin Township (DEM) (Vote for 1)

Precinct	Debra Hubbard	Write-in
Port Austin Township, Precinct 1	150	0
Total	150	0

Township Clerk for Rubicon Township (DEM) (Vote for 1)

Precinct	Write-in
Rubicon Township, Precinct 1	0
Total	0

Township Clerk for Sand Beach Township (DEM) (Vote for 1)

Precinct	Write-in
Sand Beach Township, Precinct 1	0
Total	0

Township Clerk for Sebewaing Township (DEM) (Vote for 1)

Precinct	Write-in
Sebewaing Township, Precinct 1	0
Total	0

Township Clerk for Sheridan Township (DEM) (Vote for 1)

Precinct	Write-in
Sheridan Township, Precinct 1	0
Total	0

Township Clerk for Sherman Township (DEM) (Vote for 1)

Precinct	Write-in
Sherman Township, Precinct 1	0
Total	0

Township Clerk for Sigel Township (DEM) (Vote for 1)

Precinct	Write-in
Sigel Township, Precinct 1	0
Total	0

Township Clerk for Verona Township (DEM) (Vote for 1)

Precinct	Write-in
Verona Township, Precinct 1	0
Total	0

Township Clerk for Winsor Township (DEM) (Vote for 1)

Precinct	Maureen Clor-Corrion	Write-in
Winsor Township, Precinct 1	80	0
Total	80	0

Township Treasurer for Bingham Township (DEM) (Vote for 1)

Precinct	Write-in
Bingham Township, Precinct 1	0
Total	0

Township Treasurer for Bloomfield Township (DEM) (Vote for 1)

Precinct	Write-in
Bloomfield Township, Precinct 1	0
Total	0

Township Treasurer for Brookfield Township (DEM) (Vote for 1)

Precinct	Write-in
Brookfield Township, Precinct 1	0
Total	0

Township Treasurer for Caseville Township (DEM) (Vote for 1)

Precinct	Write-in
Caseville Township, Precinct 1	0
Total	0

Township Treasurer for Chandler Township (DEM) (Vote for 1)

Precinct	Write-in
Chandler Township, Precinct 1	0
Total	0

Township Treasurer for Colfax Township (DEM) (Vote for 1)

Precinct	Write-in
Colfax Township, Precinct 1	0
Total	0

Township Treasurer for Dwight Township (DEM) (Vote for 1)

Precinct	Write-in
Dwight Township, Precinct 1	0
Total	0

Township Treasurer for Fairhaven Township (DEM) (Vote for 1)

Precinct	Write-in
Fairhaven Township, Precinct 1	0
Total	0

Township Treasurer for Gore Township (DEM) (Vote for 1)

Precinct	Write-in
Gore Township, Precinct 1	0
Total	0

Township Treasurer for Grant Township (DEM) (Vote for 1)

Precinct	Write-in
Grant Township, Precinct 1	0
Total	0

Township Treasurer for Hume Township (DEM) (Vote for 1)

Precinct	Write-in
Hume Township, Precinct 1	0
Total	0

Township Treasurer for Huron Township (DEM) (Vote for 1)

Precinct	Write-in
Huron Township, Precinct 1	0
Total	0

Township Treasurer for Lake Township (DEM) (Vote for 1)

Precinct	Nicole Collins	Write-in
Lake Township, Precinct 1	117	0
Total	117	0

Township Treasurer for Lincoln Township (DEM) (Vote for 1)

Precinct	Write-in
Lincoln Township, Precinct 1	0
Total	0

Township Treasurer for McKinley Township (DEM) (Vote for 1)

Precinct	Laurie Gotham	Write-in
McKinley Township, Precinct 1	21	0
Total	21	0

Township Treasurer for Meade Township (DEM) (Vote for 1)

Precinct	Write-in
Meade Township, Precinct 1	0
Total	0

Township Treasurer for Oliver Township (DEM) (Vote for 1)

Precinct	Write-in
Oliver Township, Precinct 1	0
Total	0

Township Treasurer for Paris Township (DEM) (Vote for 1)

Precinct	Write-in
Paris Township, Precinct 1	0
Total	0

Township Treasurer for Pte. Aux Barques Township (DEM) (Vote for 1)

Precinct	Write-in
Pointe Aux Barques Township, Precinct 1	0
Total	0

Township Treasurer for Port Austin Township (DEM) (Vote for 1)

Precinct	Write-in
Port Austin Township, Precinct 1	0
Total	0

Township Treasurer for Rubicon Township (DEM) (Vote for 1)

Precinct	Write-in
Rubicon Township, Precinct 1	0

Total	0

Township Treasurer for Sand Beach Township (DEM) (Vote for 1)

Precinct	Write-in
Sand Beach Township, Precinct 1	0
Total	0

Township Treasurer for Sebewaing Township (DEM) (Vote for 1)

Precinct	Write-in
Sebewaing Township, Precinct 1	0
Total	0

Township Treasurer for Sheridan Township (DEM) (Vote for 1)

Precinct	Write-in
Sheridan Township, Precinct 1	0
Total	0

Township Treasurer for Sherman Township (DEM) (Vote for 1)

Precinct	Write-in
Sherman Township, Precinct 1	0
Total	0

Township Treasurer for Sigel Township (DEM) (Vote for 1)

Precinct	Write-in
Sigel Township, Precinct 1	0
Total	0

Township Treasurer for Verona Township (DEM) (Vote for 1)

Precinct	Write-in
Verona Township, Precinct 1	0
Total	0

Township Treasurer for Winsor Township (DEM) (Vote for 1)

Precinct	Write-in
Winsor Township, Precinct 1	0
Total	0

Township Trustee for Bingham Township (DEM) (Vote for 2)

Precinct	Write-in
Bingham Township, Precinct 1	0
Total	0

Township Trustee for Bloomfield Township (DEM) (Vote for 2)

Precinct	Write-in
Bloomfield Township, Precinct 1	0
Total	0

Township Trustee for Brookfield Township (DEM) (Vote for 2)

Precinct	Write-in

Brookfield Township, Precinct 1	0
Total	0

Township Trustee for Caseville Township (DEM) (Vote for 2)

Precinct	Write-in
Caseville Township, Precinct 1	0
Total	0

Township Trustee for Chandler Township (DEM) (Vote for 2)

Precinct	Write-in
Chandler Township, Precinct 1	0
Total	0

Township Trustee for Colfax Township (DEM) (Vote for 2)

Precinct	Write-in
Colfax Township, Precinct 1	0
Total	0

Township Trustee for Dwight Township (DEM) (Vote for 2)

Precinct	Write-in
Dwight Township, Precinct 1	0
Total	0

Township Trustee for Fairhaven Township (DEM) (Vote for 2)

Precinct	Write-in
Fairhaven Township, Precinct 1	0
Total	0

Township Trustee for Gore Township (DEM) (Vote for 2)

Precinct	Write-in
Gore Township, Precinct 1	0
Total	0

Township Trustee for Grant Township (DEM) (Vote for 2)

Precinct	Write-in
Grant Township, Precinct 1	0
Total	0

Township Trustee for Hume Township (DEM) (Vote for 2)

Precinct	Write-in
Hume Township, Precinct 1	0
Total	0

Township Trustee for Huron Township (DEM) (Vote for 2)

Precinct	Write-in
Huron Township, Precinct 1	0
Total	0

Township Trustee for Lake Township (DEM) (Vote for 2)

Precinct	Clay Kelterborn	Write-in
Lake Township, Precinct 1	111	0
Total	111	0

Township Trustee for Lincoln Township (DEM) (Vote for 2)

Precinct	Write-in
Lincoln Township, Precinct 1	0
Total	0

Township Trustee for McKinley Township (DEM) (Vote for 2)

Precinct	Write-in
McKinley Township, Precinct 1	0
Total	0

Township Trustee for Meade Township (DEM) (Vote for 2)

Precinct	Write-in
Meade Township, Precinct 1	0
Total	0

Township Trustee for Oliver Township (DEM) (Vote for 2)

Precinct	Write-in
Oliver Township, Precinct 1	0
Total	0

Township Trustee for Paris Township (DEM) (Vote for 2)

Precinct	Shelly G. Aient	Write-in
Paris Township, Precinct 1	0	0
Total	0	0

Township Trustee for Pte. Aux Barques Township (DEM) (Vote for 2)

Precinct	Write-in
Pointe Aux Barques Township, Precinct 1	0
Total	0

Township Trustee for Port Austin Township (DEM) (Vote for 2)

Precinct	Diane M. Jodoin	Write-in
Port Austin Township, Precinct 1	142	0
Total	142	0

Township Trustee for Rubicon Township (DEM) (Vote for 2)

Precinct	Write-in
Rubicon Township, Precinct 1	0
Total	0

Township Trustee for Sand Beach Township (DEM) (Vote for 2)

Precinct	Write-in
Sand Beach Township, Precinct 1	0
Total	0

Township Trustee for Sebewaing Township (DEM) (Vote for 2)

Precinct	Write-in
Sebewaing Township, Precinct 1	0
Total	0

Township Trustee for Sheridan Township (DEM) (Vote for 2)

Precinct	Write-in
Sheridan Township, Precinct 1	0
Total	0

Township Trustee for Sherman Township (DEM) (Vote for 2)

Precinct	Lillian A. Sheasby	Write-in
Sherman Township, Precinct 1	47	0
Total	47	0

Township Trustee for Sigel Township (DEM) (Vote for 2)

Precinct	Write-in
Sigel Township, Precinct 1	0
Total	0

Township Trustee for Verona Township (DEM) (Vote for 2)

Precinct	Write-in
Verona Township, Precinct 1	0
Total	0

Township Trustee for Winsor Township (DEM) (Vote for 2)

Precinct	Write-in
Winsor Township, Precinct 1	0
Total	0

Township Constable for Huron Township (DEM) (Vote for 1)

Precinct	Write-in
Huron Township, Precinct 1	0
Total	0

Township Constable for Lincoln Township (DEM) (Vote for 1)

Precinct	Write-in
Lincoln Township, Precinct 1	0
Total	0

Township Constable for Pte. Aux Barques Township (DEM) (Vote for 1)

Precinct	Write-in
Pointe Aux Barques Township, Precinct 1	0
Total	0

Precinct Delegate for Bingham Township Precinct 1 (DEM) (Vote for 5)

Precinct	David J. Jaroch	Write-in
Bingham Township, Precinct 1	76	0
Total	76	0

Precinct Delegate for Bloomfield Township Precinct 1 (DEM) (Vote for 1)

Precinct	Write-in
Bloomfield Township, Precinct 1	0
Total	0

Precinct Delegate for Brookfield Township Precinct 1 (DEM) (Vote for 2)

Precinct	Write-in
Brookfield Township, Precinct 1	0
Total	0

Precinct Delegate for Caseville Township Precinct 1 (DEM) (Vote for 7)

Precinct	Debra Streu	Kathleen Tighe	Elizabeth V. Weisenbach	Write-in
Caseville Township, Precinct 1	159	180	171	0
Total	159	180	171	0

Precinct Delegate for Chandler Township Precinct 1 (DEM) (Vote for 1)

Precinct	Write-in
Chandler Township, Precinct 1	0
Total	0

Precinct Delegate for Colfax Township Precinct 1 (DEM) (Vote for 4)

Precinct	Write-in
Colfax Township, Precinct 1	0
Total	0

Precinct Delegate for Dwight Township Precinct 1 (DEM) (Vote for 2)

Precinct	Write-in
Dwight Township, Precinct 1	0
Total	0

Precinct Delegate for Fairhaven Township Precinct 1 (DEM) (Vote for 3)

Precinct	Write-in
Fairhaven Township, Precinct 1	0
Total	0

Precinct Delegate for Gore Township Precinct 1 (DEM) (Vote for 1)

Precinct	Write-in
Gore Township, Precinct 1	0
Total	0

Precinct Delegate for Grant Township Precinct 1 (DEM) (Vote for 2)

Precinct	Write-in
Grant Township, Precinct 1	0
Total	0

Precinct Delegate for Hume Township Precinct 1 (DEM) (Vote for 3)

Precinct	Write-in
Hume Township, Precinct 1	0

Total	0

Precinct Delegate for Huron Township Precinct 1 (DEM) (Vote for 1)

Precinct	Write-in
Huron Township, Precinct 1	0
Total	0

Precinct Delegate for Lake Township Precinct 1 (DEM) (Vote for 4)

Precinct	Jeanne Henry	Charles Henry	Write-in
Lake Township, Precinct 1	114	98	0
Total	114	98	0

Precinct Delegate for Lincoln Township Precinct 1 (DEM) (Vote for 2)

Precinct	Write-in
Lincoln Township, Precinct 1	0
Total	0

Precinct Delegate for McKinley Township Precinct 1 (DEM) (Vote for 1)

Precinct	Write-in
McKinley Township, Precinct 1	0
Total	0

Precinct Delegate for Meade Township Precinct 1 (DEM) (Vote for 3)

Precinct	Write-in
Meade Township, Precinct 1	0
Total	0

Precinct Delegate for Oliver Township Precinct 1 (DEM) (Vote for 4)

Precinct	Linda Lou Bernhardt	Alfredo Santos, Sr.	Write-in
Oliver Township, Precinct 1	630	64	0
Total	630	64	0

Precinct Delegate for Paris Township Precinct 1 (DEM) (Vote for 1)

Precinct	Write-in
Paris Township, Precinct 1	0
Total	0

Precinct Delegate for Pte. Aux Barques Township Precinct 1 (DEM) (Vote for 1)

Precinct	Write-in
Pointe Aux Barques Township, Precinct 1	0
Total	0

Precinct Delegate for Port Austin Township Precinct 1 (DEM) (Vote for 6)

Precinct	Evelyn Conkright	Write-in
Port Austin Township, Precinct 1	138	0
Total	138	0

Precinct Delegate for Rubicon Township Precinct 1 (DEM) (Vote for 2)

Precinct	Write-in

Rubicon Township, Precinct 1	0
Total	0

Precinct Delegate for Sand Beach Township Precinct 1 (DEM) (Vote for 3)

Precinct	Joseph Miracola	Anthony Thompson	Write-in
Sand Beach Township, Precinct 1	61	60	0
Total	61	60	0

Precinct Delegate for Sebewaing Township Precinct 1 (DEM) (Vote for 6)

Precinct	Write-in
Sebewaing Township, Precinct 1	0
Total	0

Precinct Delegate for Sheridan Township Precinct 1 (DEM) (Vote for 2)

Precinct	Write-in
Sheridan Township, Precinct 1	0
Total	0

Precinct Delegate for Sherman Township Precinct 1 (DEM) (Vote for 3)

Precinct	David Berger	Write-in
Sherman Township, Precinct 1	45	0
Total	45	0

Precinct Delegate for Sigel Township Precinct 1 (DEM) (Vote for 1)

Precinct	Write-in
Sigel Township, Precinct 1	0
Total	0

Precinct Delegate for Verona Township Precinct 1 (DEM) (Vote for 4)

Precinct	Write-in
Verona Township, Precinct 1	0
Total	0

Precinct Delegate for Winsor Township Precinct 1 (DEM) (Vote for 5)

Precinct	Lisa M. DiCamillo	Write-in
Winsor Township, Precinct 1	108	0
Total	108	0

Precinct Delegate for City of Bad Axe Precinct 1 (DEM) (Vote for 9)

Precinct	David A. McDonald	Write-in
City of Bad Axe, Precinct 1	153	0
Total	153	0

Precinct Delegate for City of Caseville Precinct 1 (DEM) (Vote for 3)

Precinct	Dorothy J. Rathje	Kenneth W. Rathje	Write-in
City of Caseville, Precinct 1	65	53	0
Total	65	53	0

Precinct Delegate for City of Harbor Beach Precinct 1 (DEM) (Vote for 5)

County Sheriff (REP) (Vote for 1)

Precinct	Kelly J. Hanson	Write-in
City of Bad Axe, Precinct 1	328	0
City of Caseville, Precinct 1	123	0
City of Harbor Beach, Precinct 1	236	0
Bingham Township, Precinct 1	234	0
Bloomfield Township, Precinct 1	77	0
Brookfield Township, Precinct 1	103	0
Caseville Township, Precinct 1	373	0
Chandler Township, Precinct 1	77	0
Colfax Township, Precinct 1	288	0
Dwight Township, Precinct 1	104	0
Fairhaven Township, Precinct 1	170	0
Gore Township, Precinct 1	39	0
Grant Township, Precinct 1	126	0
Hume Township, Precinct 1	180	0
Huron Township, Precinct 1	85	0
Lake Township, Precinct 1	153	0
Lincoln Township, Precinct 1	137	0
McKinley Township, Precinct 1	93	0
Meade Township, Precinct 1	205	0
Oliver Township, Precinct 1	188	0
Paris Township, Precinct 1	97	0
Pointe Aux Barques Township, Precinct 1	9	0
Port Austin Township, Precinct 1	345	0
Rubicon Township, Precinct 1	142	0
Sand Beach Township, Precinct 1	264	0
Sebewaing Township, Precinct 1	527	0
Sheridan Township, Precinct 1	98	0
Sherman Township, Precinct 1	246	0
Sigel Township, Precinct 1	117	0
Verona Township, Precinct 1	210	0
Winsor Township, Precinct 1	318	0
Total	5,692	0

County Clerk (REP) (Vote for 1)

Precinct	Lori Neal-Wonsowicz	Write-in
City of Bad Axe, Precinct 1	324	0
City of Caseville, Precinct 1	123	0
City of Harbor Beach, Precinct 1	233	0
Bingham Township, Precinct 1	227	0
Bloomfield Township, Precinct 1	74	0
Brookfield Township, Precinct 1	100	0
Caseville Township, Precinct 1	362	0
Chandler Township, Precinct 1	73	0
Colfax Township, Precinct 1	274	0
Dwight Township, Precinct 1	96	0
Fairhaven Township, Precinct 1	157	0

Gore Township, Precinct 1	36	0
Grant Township, Precinct 1	123	0
Hume Township, Precinct 1	167	0
Huron Township, Precinct 1	71	0
Lake Township, Precinct 1	145	0
Lincoln Township, Precinct 1	129	0
McKinley Township, Precinct 1	90	0
Meade Township, Precinct 1	177	0
Oliver Township, Precinct 1	178	0
Paris Township, Precinct 1	87	0
Pointe Aux Barques Township, Precinct 1	8	0
Port Austin Township, Precinct 1	314	0
Rubicon Township, Precinct 1	137	0
Sand Beach Township, Precinct 1	263	0
Sebewaing Township, Precinct 1	509	0
Sheridan Township, Precinct 1	93	0
Sherman Township, Precinct 1	218	0
Sigel Township, Precinct 1	108	0
Verona Township, Precinct 1	197	0
Winsor Township, Precinct 1	298	0
Total	5,391	0

County Treasurer (REP) (Vote for 1)

Precinct	Debra A. McCollum	Write-in
City of Bad Axe, Precinct 1	324	0
City of Caseville, Precinct 1	121	0
City of Harbor Beach, Precinct 1	235	0
Bingham Township, Precinct 1	228	0
Bloomfield Township, Precinct 1	77	0
Brookfield Township, Precinct 1	101	0
Caseville Township, Precinct 1	360	0
Chandler Township, Precinct 1	77	0
Colfax Township, Precinct 1	280	0
Dwight Township, Precinct 1	99	0
Fairhaven Township, Precinct 1	161	0
Gore Township, Precinct 1	40	0
Grant Township, Precinct 1	125	0
Hume Township, Precinct 1	171	0
Huron Township, Precinct 1	74	0
Lake Township, Precinct 1	145	0
Lincoln Township, Precinct 1	129	0
McKinley Township, Precinct 1	90	0
Meade Township, Precinct 1	188	0
Oliver Township, Precinct 1	183	0
Paris Township, Precinct 1	86	0
Pointe Aux Barques Township, Precinct 1	8	0
Port Austin Township, Precinct 1	318	0
Rubicon Township, Precinct 1	140	0

Sand Beach Township, Precinct 1	260	0
Sebewaing Township, Precinct 1	512	0
Sheridan Township, Precinct 1	94	0
Sherman Township, Precinct 1	222	0
Sigel Township, Precinct 1	108	0
Verona Township, Precinct 1	200	0
Winsor Township, Precinct 1	298	0
Total	5,454	0

County Register of Deeds (REP) (Vote for 1)

Precinct	Sarah Holz Durr	Write-in
City of Bad Axe, Precinct 1	330	0
City of Caseville, Precinct 1	122	0
City of Harbor Beach, Precinct 1	231	0
Bingham Township, Precinct 1	226	0
Bloomfield Township, Precinct 1	78	0
Brookfield Township, Precinct 1	99	0
Caseville Township, Precinct 1	362	0
Chandler Township, Precinct 1	76	0
Colfax Township, Precinct 1	283	0
Dwight Township, Precinct 1	100	0
Fairhaven Township, Precinct 1	162	0
Gore Township, Precinct 1	39	0
Grant Township, Precinct 1	126	0
Hume Township, Precinct 1	168	0
Huron Township, Precinct 1	72	0
Lake Township, Precinct 1	143	0
Lincoln Township, Precinct 1	131	0
McKinley Township, Precinct 1	90	0
Meade Township, Precinct 1	195	0
Oliver Township, Precinct 1	181	0
Paris Township, Precinct 1	87	0
Pointe Aux Barques Township, Precinct 1	8	0
Port Austin Township, Precinct 1	317	0
Rubicon Township, Precinct 1	144	0
Sand Beach Township, Precinct 1	261	0
Sebewaing Township, Precinct 1	507	0
Sheridan Township, Precinct 1	92	0
Sherman Township, Precinct 1	227	0
Sigel Township, Precinct 1	109	0
Verona Township, Precinct 1	205	0
Winsor Township, Precinct 1	302	0
Total	5,473	0

County Commissioner 1st District (REP) (Vote for 1)

Precinct	Sami Khoury	Write-in
Brookfield Township, Precinct 1	96	0
Fairhaven Township, Precinct 1	0	0

Sebewaing Township, Precinct 1	486	0
Total	582	0

County Commissioner 2nd District (REP) (Vote for 1)

Precinct	Michael H. Meissner	Write-in
Bingham Township, Precinct 1	224	0
Grant Township, Precinct 1	120	0
Paris Township, Precinct 1	94	0
Sheridan Township, Precinct 1	94	0
Sherman Township, Precinct 1	236	0
Total	768	0

County Commissioner 3rd District (REP) (Vote for 1)

Precinct	Todd Talaski	Write-in
City of Caseville, Precinct 1	96	0
Caseville Township, Precinct 1	355	0
McKinley Township, Precinct 1	87	0
Winsor Township, Precinct 1	296	0
Total	834	0

County Commissioner 4th District (REP) (Vote for 1)

Precinct	Steve Vaughan	Write-in
Chandler Township, Precinct 1	65	0
Colfax Township, Precinct 1	255	0
Meade Township, Precinct 1	169	0
Oliver Township, Precinct 1	175	0
Total	664	0

County Commissioner 5th District (REP) (Vote for 1)

Precinct	John L. Bodis	Write-in
City of Bad Axe, Precinct 1	305	0
Sigel Township, Precinct 1	103	0
Verona Township, Precinct 1	194	0
Total	602	0

County Commissioner 6th District (REP) (Vote for 1)

Precinct	Joseph Murphy	Write-in
City of Harbor Beach, Precinct 1	219	0
Bloomfield Township, Precinct 1	73	0
Gore Township, Precinct 1	33	0
Huron Township, Precinct 1	74	0
Rubicon Township, Precinct 1	139	0
Sand Beach Township, Precinct 1	254	0
Total	792	0

County Commissioner 7th District (REP) (Vote for 1)

Precinct	Mary Ellen Babcock	Write-in
Dwight Township, Precinct 1	100	0
Hume Township, Precinct 1	170	0

Lake Township, Precinct 1	138	0
Lincoln Township, Precinct 1	126	0
Pointe Aux Barques Township, Precinct 1	7	0
Port Austin Township, Precinct 1	325	0
Total	866	0

Township Supervisor for Bingham Township (REP) (Vote for 1)

Precinct	Kevin Grifka	Write-in
Bingham Township, Precinct 1	235	0
Total	235	0

Township Supervisor for Bloomfield Township (REP) (Vote for 1)

Precinct	Matthew Booms	Write-in
Bloomfield Township, Precinct 1	78	0
Total	78	0

Township Supervisor for Brookfield Township (REP) (Vote for 1)

Precinct	A. Charles Timmons	Write-in
Brookfield Township, Precinct 1	101	0
Total	101	0

Township Supervisor for Caseville Township (REP) (Vote for 1)

Precinct	Ben Willenberg	Write-in
Caseville Township, Precinct 1	366	0
Total	366	0

Township Supervisor for Chandler Township (REP) (Vote for 1)

Precinct	William F. Renn	Write-in
Chandler Township, Precinct 1	67	0
Total	67	0

Township Supervisor for Colfax Township (REP) (Vote for 1)

Precinct	Douglas M. Gentner	Mike K. Smalley	Write-in
Colfax Township, Precinct 1	185	109	0
Total	185	109	0

Township Supervisor for Dwight Township (REP) (Vote for 1)

Precinct	Ronald Yaroch	Write-in
Dwight Township, Precinct 1	100	0
Total	100	0

Township Supervisor for Fairhaven Township (REP) (Vote for 1)

Precinct	Joel Bolzman	Brandon J. Swartzendruber	Eric Thick	Write-in
Fairhaven Township, Precinct 1	31	80	58	0
Total	31	80	58	0

Township Supervisor for Gore Township (REP) (Vote for 1)

Precinct	Daniel P. Koglin	Write-in
Gore Township, Precinct 1	31	0

Total	31	0

Township Supervisor for Grant Township (REP) (Vote for 1)

Precinct	Jeffery R. Krohn	Write-in
Grant Township, Precinct 1	121	0
Total	121	0

Township Supervisor for Hume Township (REP) (Vote for 1)

Precinct	Bill Goretski	Write-in
Hume Township, Precinct 1	167	0
Total	167	0

Township Supervisor for Huron Township (REP) (Vote for 1)

Precinct	William Haas	Write-in
Huron Township, Precinct 1	82	0
Total	82	0

Township Supervisor for Lake Township (REP) (Vote for 1)

Precinct	Valerie McCallum	Write-in
Lake Township, Precinct 1	133	0
Total	133	0

Township Supervisor for Lincoln Township (REP) (Vote for 1)

Precinct	Melvin Drake	Write-in
Lincoln Township, Precinct 1	127	0
Total	127	0

Township Supervisor for McKinley Township (REP) (Vote for 1)

Precinct	Adam Armbruster	Write-in
McKinley Township, Precinct 1	90	0
Total	90	0

Township Supervisor for Meade Township (REP) (Vote for 1)

Precinct	Bernie Creguer	Write-in
Meade Township, Precinct 1	173	0
Total	173	0

Township Supervisor for Oliver Township (REP) (Vote for 1)

Precinct	Thomas P. Ziel	Write-in
Oliver Township, Precinct 1	174	0
Total	174	0

Township Supervisor for Paris Township (REP) (Vote for 1)

Precinct	Ronald Smalley	Write-in
Paris Township, Precinct 1	92	0
Total	92	0

Township Supervisor for Pte. Aux Barques Township (REP) (Vote for 1)

Precinct	Patricia R. Gotfredson	Write-in

Pointe Aux Barques Township, Precinct 1	8	0
Total	8	0

Township Supervisor for Port Austin Township (REP) (Vote for 1)

Precinct	Paul J. Nienaltowski	Write-in
Port Austin Township, Precinct 1	311	0
Total	311	0

Township Supervisor for Rubicon Township (REP) (Vote for 1)

Precinct	Marvin M. Koglin	Write-in
Rubicon Township, Precinct 1	142	0
Total	142	0

Township Supervisor for Sand Beach Township (REP) (Vote for 1)

Precinct	Wade R. Mazure	Write-in
Sand Beach Township, Precinct 1	259	0
Total	259	0

Township Supervisor for Sebewaing Township (REP) (Vote for 1)

Precinct	Kurt W. Bach	Write-in
Sebewaing Township, Precinct 1	506	0
Total	506	0

Township Supervisor for Sheridan Township (REP) (Vote for 1)

Precinct	Donald J. Heleski	Write-in
Sheridan Township, Precinct 1	96	0
Total	96	0

Township Supervisor for Sherman Township (REP) (Vote for 1)

Precinct	Kurt R. Geiger	Write-in
Sherman Township, Precinct 1	228	0
Total	228	0

Township Supervisor for Sigel Township (REP) (Vote for 1)

Precinct	Richard Maurer	Write-in
Sigel Township, Precinct 1	105	0
Total	105	0

Township Supervisor for Verona Township (REP) (Vote for 1)

Precinct	Carl L. Rader	Write-in
Verona Township, Precinct 1	196	0
Total	196	0

Township Supervisor for Winsor Township (REP) (Vote for 1)

Precinct	Matthew R. Reibling	Write-in
Winsor Township, Precinct 1	303	0
Total	303	0

Township Clerk for Bingham Township (REP) (Vote for 1)

Precinct	Write-in
Bingham Township, Precinct 1	0
Total	0

Township Clerk for Bloomfield Township (REP) (Vote for 1)

Precinct	Write-in
Bloomfield Township, Precinct 1	15
Total	15

Township Clerk for Brookfield Township (REP) (Vote for 1)

Precinct	Michael Lorencz	Write-in
Brookfield Township, Precinct 1	99	0
Total	99	0

Township Clerk for Caseville Township (REP) (Vote for 1)

Precinct	Michelle Stirrett	Write-in
Caseville Township, Precinct 1	365	0
Total	365	0

Township Clerk for Chandler Township (REP) (Vote for 1)

Precinct	Kevin Roestel	Write-in
Chandler Township, Precinct 1	68	0
Total	68	0

Township Clerk for Colfax Township (REP) (Vote for 1)

Precinct	Julie M. Adams	Write-in
Colfax Township, Precinct 1	283	0
Total	283	0

Township Clerk for Dwight Township (REP) (Vote for 1)

Precinct	Roman Kozlowski	Write-in
Dwight Township, Precinct 1	101	0
Total	101	0

Township Clerk for Fairhaven Township (REP) (Vote for 1)

Precinct	Patti A. Gremel	Write-in
Fairhaven Township, Precinct 1	153	0
Total	153	0

Township Clerk for Gore Township (REP) (Vote for 1)

Precinct	Sheryl L. Jahn	Write-in
Gore Township, Precinct 1	37	0
Total	37	0

Township Clerk for Grant Township (REP) (Vote for 1)

Precinct	Rene Kluger	Write-in
Grant Township, Precinct 1	121	0
Total	121	0

Township Clerk for Hume Township (REP) (Vote for 1)

Precinct	Theresa Mazure	Write-in
Hume Township, Precinct 1	167	0
Total	167	0

Township Clerk for Huron Township (REP) (Vote for 1)

Precinct	Write-in
Huron Township, Precinct 1	0
Total	0

Township Clerk for Lake Township (REP) (Vote for 1)

Precinct	Jim Deming	Write-in
Lake Township, Precinct 1	134	0
Total	134	0

Township Clerk for Lincoln Township (REP) (Vote for 1)

Precinct	Irvin Kanaski	Write-in
Lincoln Township, Precinct 1	127	0
Total	127	0

Township Clerk for McKinley Township (REP) (Vote for 1)

Precinct	Michael Stevenson	Write-in
McKinley Township, Precinct 1	93	0
Total	93	0

Township Clerk for Meade Township (REP) (Vote for 1)

Precinct	Melissa E. Periso	AJ Rathje	Brenda K. VanBrande	Write-in
Meade Township, Precinct 1	131	17	69	0
Total	131	17	69	0

Township Clerk for Oliver Township (REP) (Vote for 1)

Precinct	Robert S. Ross	Write-in
Oliver Township, Precinct 1	175	0
Total	175	0

Township Clerk for Paris Township (REP) (Vote for 1)

Precinct	Randy Weber	Write-in
Paris Township, Precinct 1	96	0
Total	96	0

Township Clerk for Pte. Aux Barques Township (REP) (Vote for 1)

Precinct	Anne B. Milligan	Write-in
Pointe Aux Barques Township, Precinct 1	8	0
Total	8	0

Township Clerk for Port Austin Township (REP) (Vote for 1)

Precinct	Write-in
Port Austin Township, Precinct 1	0
Total	0

Township Clerk for Rubicon Township (REP) (Vote for 1)

Precinct	Peggy L. Emerick	Write-in
Rubicon Township, Precinct 1	140	0
Total	140	0

Township Clerk for Sand Beach Township (REP) (Vote for 1)

Precinct	Linda Buchholz	Write-in
Sand Beach Township, Precinct 1	270	0
Total	270	0

Township Clerk for Sebewaing Township (REP) (Vote for 1)

Precinct	Cheryl Fuerst	Write-in
Sebewaing Township, Precinct 1	506	0
Total	506	0

Township Clerk for Sheridan Township (REP) (Vote for 1)

Precinct	Write-in
Sheridan Township, Precinct 1	0
Total	0

Township Clerk for Sherman Township (REP) (Vote for 1)

Precinct	Kathi J. Jahn	Write-in
Sherman Township, Precinct 1	237	0
Total	237	0

Township Clerk for Sigel Township (REP) (Vote for 1)

Precinct	Dennis Bischer	Write-in
Sigel Township, Precinct 1	109	0
Total	109	0

Township Clerk for Verona Township (REP) (Vote for 1)

Precinct	Joann Gerstenschlager	Write-in
Verona Township, Precinct 1	199	0
Total	199	0

Township Clerk for Winsor Township (REP) (Vote for 1)

Precinct	John E. Walsh	Write-in
Winsor Township, Precinct 1	305	0
Total	305	0

Township Treasurer for Bingham Township (REP) (Vote for 1)

Precinct	Laura A.Tyll	Write-in
Bingham Township, Precinct 1	220	0
Total	220	0

Township Treasurer for Bloomfield Township (REP) (Vote for 1)

Precinct	Marcealina M. Miller	Write-in
Bloomfield Township, Precinct 1	79	0

Total	79	0

Township Treasurer for Brookfield Township (REP) (Vote for 1)

Precinct	Ervin Haley	Write-in
Brookfield Township, Precinct 1	99	0
Total	99	0

Township Treasurer for Caseville Township (REP) (Vote for 1)

Precinct	Victoria Dufty	Write-in
Caseville Township, Precinct 1	366	0
Total	366	0

Township Treasurer for Chandler Township (REP) (Vote for 1)

Precinct	Sara J. Mallory	Write-in
Chandler Township, Precinct 1	68	0
Total	68	0

Township Treasurer for Colfax Township (REP) (Vote for 1)

Precinct	Linda J. Smith	Write-in
Colfax Township, Precinct 1	280	0
Total	280	0

Township Treasurer for Dwight Township (REP) (Vote for 1)

Precinct	Charlotte Sosnoski	Write-in
Dwight Township, Precinct 1	100	0
Total	100	0

Township Treasurer for Fairhaven Township (REP) (Vote for 1)

Precinct	E. Sue McGathy	Write-in
Fairhaven Township, Precinct 1	159	0
Total	159	0

Township Treasurer for Gore Township (REP) (Vote for 1)

Precinct	Mary Ann Jahn	Write-in
Gore Township, Precinct 1	35	0
Total	35	0

Township Treasurer for Grant Township (REP) (Vote for 1)

Precinct	Barbara Irrer	Write-in
Grant Township, Precinct 1	125	0
Total	125	0

Township Treasurer for Hume Township (REP) (Vote for 1)

Precinct	Alice Craig	Write-in
Hume Township, Precinct 1	172	0
Total	172	0

Township Treasurer for Huron Township (REP) (Vote for 1)

Precinct	Janice E. Bender	Write-in

Huron Township, Precinct 1	84	0
Total	84	0

Township Treasurer for Lake Township (REP) (Vote for 1)

Precinct	Write-in
Lake Township, Precinct 1	0
Total	0

Township Treasurer for Lincoln Township (REP) (Vote for 1)

Precinct	Patricia Weber	Write-in
Lincoln Township, Precinct 1	131	0
Total	131	0

Township Treasurer for McKinley Township (REP) (Vote for 1)

Precinct	Write-in
McKinley Township, Precinct 1	0
Total	0

Township Treasurer for Meade Township (REP) (Vote for 1)

Precinct	Barbara Carpenter	Diana M. Collins	Write-in
Meade Township, Precinct 1	165	56	0
Total	165	56	0

Township Treasurer for Oliver Township (REP) (Vote for 1)

Precinct	Jeanette Renn	Write-in
Oliver Township, Precinct 1	172	0
Total	172	0

Township Treasurer for Paris Township (REP) (Vote for 1)

Precinct	Karen M. Rutkowski	Write-in
Paris Township, Precinct 1	97	0
Total	97	0

Township Treasurer for Pte. Aux Barques Township (REP) (Vote for 1)

Precinct	Michael J. Farley	Write-in
Pointe Aux Barques Township, Precinct 1	8	0
Total	8	0

Township Treasurer for Port Austin Township (REP) (Vote for 1)

Precinct	Amanda Nienaltowski	Write-in
Port Austin Township, Precinct 1	319	0
Total	319	0

Township Treasurer for Rubicon Township (REP) (Vote for 1)

Precinct	Terry Emerick	Write-in
Rubicon Township, Precinct 1	141	0
Total	141	0

Township Treasurer for Sand Beach Township (REP) (Vote for 1)

Precinct	James H. Kucharczyk	Write-in
Sand Beach Township, Precinct 1	256	0
Total	256	0

Township Treasurer for Sebewaing Township (REP) (Vote for 1)

Precinct	Judy Gregory	Amy S. Haag	Write-in
Sebewaing Township, Precinct 1	413	140	0
Total	413	140	0

Township Treasurer for Sheridan Township (REP) (Vote for 1)

Precinct	Forrest Roth	Write-in
Sheridan Township, Precinct 1	95	0
Total	95	0

Township Treasurer for Sherman Township (REP) (Vote for 1)

Precinct	Ladonna M. Volmering	Write-in
Sherman Township, Precinct 1	230	0
Total	230	0

Township Treasurer for Sigel Township (REP) (Vote for 1)

Precinct	Chris Grekowicz	Write-in
Sigel Township, Precinct 1	110	0
Total	110	0

Township Treasurer for Verona Township (REP) (Vote for 1)

Precinct	Randi L. Guigar	Write-in
Verona Township, Precinct 1	190	0
Total	190	0

Township Treasurer for Winsor Township (REP) (Vote for 1)

Precinct	Nancy Heck	Write-in
Winsor Township, Precinct 1	301	0
Total	301	0

Township Trustee for Bingham Township (REP) (Vote for 2)

Precinct	Robert Brahmer	Charles Briolat	Write-in
Bingham Township, Precinct 1	186	214	0
Total	186	214	0

Township Trustee for Bloomfield Township (REP) (Vote for 2)

Precinct	Paul R. Elandt	Fred E. Karg	Write-in
Bloomfield Township, Precinct 1	70	58	0
Total	70	58	0

Township Trustee for Brookfield Township (REP) (Vote for 2)

Precinct	Aaron Fahrner	Bernard Niester	Write-in
Brookfield Township, Precinct 1	85	79	0
Total	85	79	0

Township Trustee for Caseville Township (REP) (Vote for 2)

Precinct	Laurie Marrocco	Jerry Platko	Write-in
Caseville Township, Precinct 1	317	272	0
Total	317	272	0

Township Trustee for Chandler Township (REP) (Vote for 2)

Precinct	Michael Bushey	Paul G. Swartzendruber	Write-in
Chandler Township, Precinct 1	57	57	0
Total	57	57	0

Township Trustee for Colfax Township (REP) (Vote for 2)

Precinct	Tim Gordon	Floyd Stroschein	Write-in
Colfax Township, Precinct 1	249	204	0
Total	249	204	0

Township Trustee for Dwight Township (REP) (Vote for 2)

Precinct	Michael Horn	Mark J. Sosnoski	Write-in
Dwight Township, Precinct 1	84	72	0
Total	84	72	0

Township Trustee for Fairhaven Township (REP) (Vote for 2)

Precinct	Jill Chiotti Bruce	Dennis D. VanPoole	Write-in
Fairhaven Township, Precinct 1	136	98	0
Total	136	98	0

Township Trustee for Gore Township (REP) (Vote for 2)

Precinct	Donald W. Finkel	Judi Kowaleski	Write-in
Gore Township, Precinct 1	29	29	0
Total	29	29	0

Township Trustee for Grant Township (REP) (Vote for 2)

Precinct	Deborah Fritz	Theodore Sheldon	Write-in
Grant Township, Precinct 1	110	82	0
Total	110	82	0

Township Trustee for Hume Township (REP) (Vote for 2)

Precinct	Matthew Hyzer	Sam Meagher	Write-in
Hume Township, Precinct 1	143	141	0
Total	143	141	0

Township Trustee for Huron Township (REP) (Vote for 2)

Precinct	Stanley Mayer	Gilbert Tinsey	Write-in
Huron Township, Precinct 1	64	60	0
Total	64	60	0

Township Trustee for Lake Township (REP) (Vote for 2)

Precinct	Dale Hartsell	Write-in
Lake Township, Precinct 1	140	0
Total	140	0

Township Trustee for Lincoln Township (REP) (Vote for 2)

Precinct	Tim Pawlowski	John F. Wisneski	Write-in
Lincoln Township, Precinct 1	104	104	0
Total	104	104	0

Township Trustee for McKinley Township (REP) (Vote for 2)

Precinct	Steven J. Dubs	Robert Thiel Jr.	Write-in
McKinley Township, Precinct 1	72	70	0
Total	72	70	0

Township Trustee for Meade Township (REP) (Vote for 2)

Precinct	Paul A. Holz	Gregory Krozek	John Osentoski	Write-in
Meade Township, Precinct 1	99	126	117	0
Total	99	126	117	0

Township Trustee for Oliver Township (REP) (Vote for 2)

Precinct	Kevin McKenzie	Gary E. Sweeney	Write-in
Oliver Township, Precinct 1	157	143	0
Total	157	143	0

Township Trustee for Paris Township (REP) (Vote for 2)

Precinct	Ernest John Essenmacher	Write-in
Paris Township, Precinct 1	97	0
Total	97	0

Township Trustee for Pte. Aux Barques Township (REP) (Vote for 2)

Precinct	Donald M. Brundirks	Charles F. Clippert	Write-in
Pointe Aux Barques Township, Precinct 1	7	8	0
Total	7	8	0

Township Trustee for Port Austin Township (REP) (Vote for 2)

Precinct	Ray M. Boswell	Scott Kasper	Louis M. Schillinger	Write-in
Port Austin Township, Precinct 1	206	178	218	0
Total	206	178	218	0

Township Trustee for Rubicon Township (REP) (Vote for 2)

Precinct	Daniel S. Bischer	Brian Scholtz	Write-in
Rubicon Township, Precinct 1	130	129	0
Total	130	129	0

Township Trustee for Sand Beach Township (REP) (Vote for 2)

Precinct	Leonard Gajewski	Eric Schumacher	Write-in
Sand Beach Township, Precinct 1	217	220	0
Total	217	220	0

Township Trustee for Sebewaing Township (REP) (Vote for 2)

Precinct	Larry W. Kuhl	Michael W. Zagata	Write-in
Sebewaing Township, Precinct 1	438	443	0

Total	438	443	0

Township Trustee for Sheridan Township (REP) (Vote for 2)

Precinct	Barbara J. Murray	Kenneth Pichla	Write-in
Sheridan Township, Precinct 1	75	80	0
Total	75	80	0

Township Trustee for Sherman Township (REP) (Vote for 2)

Precinct	Jerome Hessling	Write-in
Sherman Township, Precinct 1	226	0
Total	226	0

Township Trustee for Sigel Township (REP) (Vote for 2)

Precinct	Bradley D. Essenmacher	Bernard A. Sweeney	Write-in
Sigel Township, Precinct 1	97	101	0
Total	97	101	0

Township Trustee for Verona Township (REP) (Vote for 2)

Precinct	Ivan Burkhard	Wayne Lubeski	Write-in
Verona Township, Precinct 1	162	163	0
Total	162	163	0

Township Trustee for Winsor Township (REP) (Vote for 2)

Precinct	David A. Armbruster	Robin Buschlen	David McCormick	Write-in
Winsor Township, Precinct 1	252	103	253	0
Total	252	103	253	0

Township Constable for Huron Township (REP) (Vote for 1)

Precinct	John Phillips	Write-in
Huron Township, Precinct 1	79	0
Total	79	0

Township Constable for Lincoln Township (REP) (Vote for 1)

Precinct	Dennis Weber	Write-in
Lincoln Township, Precinct 1	127	0
Total	127	0

Township Constable for Pte. Aux Barques Township (REP) (Vote for 1)

Precinct	Daniel Pratt	Write-in
Pointe Aux Barques Township, Precinct 1	8	0
Total	8	0

Precinct Delegate for Bingham Township Precinct 1 (REP) (Vote for 3)

Precinct	Write-in
Bingham Township, Precinct 1	0
Total	0

Precinct Delegate for Bloomfield Township Precinct 1 (REP) (Vote for 1)

Precinct	Write-in

Bloomfield Township, Precinct 1	0
Total	0

Precinct Delegate for Brookfield Township Precinct 1 (REP) (Vote for 1)

Precinct	Write-in
Brookfield Township, Precinct 1	0
Total	0

Precinct Delegate for Caseville Township Precinct 1 (REP) (Vote for 4)

Precinct	Douglas Wayne Henne	Blake Putman	Jennifer Putman	William Putman III	Write-in
Caseville Township, Precinct 1	325	205	201	187	0
Total	325	205	201	187	0

Precinct Delegate for Chandler Township Precinct 1 (REP) (Vote for 1)

Precinct	Jerome Grammentz	Write-in
Chandler Township, Precinct 1	65	0
Total	65	0

Precinct Delegate for Colfax Township Precinct 1 (REP) (Vote for 3)

Precinct	Write-in
Colfax Township, Precinct 1	0
Total	0

Precinct Delegate for Dwight Township Precinct 1 (REP) (Vote for 1)

Precinct	Write-in
Dwight Township, Precinct 1	0
Total	0

Precinct Delegate for Fairhaven Township Precinct 1 (REP) (Vote for 2)

Precinct	Write-in
Fairhaven Township, Precinct 1	0
Total	0

Precinct Delegate for Gore Township Precinct 1 (REP) (Vote for 1)

Precinct	Write-in
Gore Township, Precinct 1	0
Total	0

Precinct Delegate for Grant Township Precinct 1 (REP) (Vote for 1)

Precinct	Jeremy B. Bouvrette	Write-in
Grant Township, Precinct 1	114	0
Total	114	0

Precinct Delegate for Hume Township Precinct 1 (REP) (Vote for 1)

Precinct	Write-in
Hume Township, Precinct 1	7
Total	7

Precinct Delegate for Huron Township Precinct 1 (REP) (Vote for 1)

Precinct	Write-in
Huron Township, Precinct 1	0
Total	0

Precinct Delegate for Lake Township Precinct 1 (REP) (Vote for 2)

Precinct	Write-in
Lake Township, Precinct 1	0
Total	0

Precinct Delegate for Lincoln Township Precinct 1 (REP) (Vote for 1)

Precinct	Write-in
Lincoln Township, Precinct 1	0
Total	0

Precinct Delegate for McKinley Township Precinct 1 (REP) (Vote for 1)

Precinct	Write-in
McKinley Township, Precinct 1	0
Total	0

Precinct Delegate for Meade Township Precinct 1 (REP) (Vote for 1)

Precinct	Write-in
Meade Township, Precinct 1	0
Total	0

Precinct Delegate for Oliver Township Precinct 1 (REP) (Vote for 2)

Precinct	Write-in
Oliver Township, Precinct 1	10
Total	10

Precinct Delegate for Paris Township Precinct 1 (REP) (Vote for 1)

Precinct	Write-in
Paris Township, Precinct 1	0
Total	0

Precinct Delegate for Pte. Aux Barques Township Precinct 1 (REP) (Vote for 1)

Precinct	Write-in
Pointe Aux Barques Township, Precinct 1	0
Total	0

Precinct Delegate for Port Austin Township Precinct 1 (REP) (Vote for 2)

Precinct	Write-in
Port Austin Township, Precinct 1	0
Total	0

Precinct Delegate for Rubicon Township Precinct 1 (REP) (Vote for 1)

Precinct	Write-in
Rubicon Township, Precinct 1	0
Total	0

Precinct Delegate for Sand Beach Township Precinct 1 (REP) (Vote for 3)

Precinct	Write-in
Sand Beach Township, Precinct 1	0
Total	0

Precinct Delegate for Sebewaing Township Precinct 1 (REP) (Vote for 4)

Precinct	Write-in
Sebewaing Township, Precinct 1	0
Total	0

Precinct Delegate for Sheridan Township Precinct 1 (REP) (Vote for 1)

Precinct	Write-in
Sheridan Township, Precinct 1	0
Total	0

Precinct Delegate for Sherman Township Precinct 1 (REP) (Vote for 2)

Precinct	Write-in
Sherman Township, Precinct 1	0
Total	0

Precinct Delegate for Sigel Township Precinct 1 (REP) (Vote for 1)

Precinct	Write-in
Sigel Township, Precinct 1	0
Total	0

Precinct Delegate for Verona Township Precinct 1 (REP) (Vote for 2)

Precinct	Write-in
Verona Township, Precinct 1	0
Total	0

Precinct Delegate for Winsor Township Precinct 1 (REP) (Vote for 3)

Precinct	Lee C. Wenskay	Write-in
Winsor Township, Precinct 1	279	0
Total	279	0

Precinct Delegate for City of Bad Axe Precinct 1 (REP) (Vote for 4)

Precinct	Write-in
City of Bad Axe, Precinct 1	3
Total	3

Precinct Delegate for City of Caseville Precinct 1 (REP) (Vote for 1)

Precinct	Write-in
City of Caseville, Precinct 1	0
Total	0

Precinct Delegate for City of Harbor Beach Precinct 1 (REP) (Vote for 3)

Precinct	Thomas R. Holdwick	Write-in
City of Harbor Beach, Precinct 1	218	13
Total	218	13

Bingham Tax Rate Proposal (Vote for 1)

Precinct	Yes	No
Bingham Township, Precinct 1	206	107
Total	206	107

Bloomfield Road Millage Renewal Proposal (Vote for 1)

Precinct	Yes	No
Bloomfield Township, Precinct 1	61	19
Total	61	19

Brookfield Roads Proposal (Vote for 1)

Precinct	Yes	No
Brookfield Township, Precinct 1	84	39
Total	84	39

Brookfield Fire Protection Proposal (Vote for 1)

Precinct	Yes	No
Brookfield Township, Precinct 1	99	25
Total	99	25

Caseville Library Renewal Proposal (Vote for 1)

Precinct	Yes	No
Caseville Township, Precinct 1	478	155
Total	478	155

Caseville Road Millage Renewal Proposal (Vote for 1)

Precinct	Yes	No
Caseville Township, Precinct 1	442	191
Total	442	191

Colfax Road Millage Renewal Proposal (Vote for 1)

Precinct	Yes	No
Colfax Township, Precinct 1	262	95
Total	262	95

Fairhaven Library Millage Renewal Proposal (Vote for 1)

Precinct	Yes	No
Fairhaven Township, Precinct 1	163	68
Total	163	68

Fairhaven Road Millage Renewal Proposal (Vote for 1)

Precinct	Yes	No
Fairhaven Township, Precinct 1	184	49
Total	184	49

Oliver Elkton Area Historical Society Proposal (Vote for 1)

Precinct	Yes	No
Oliver Township, Precinct 1	222	71

Total	222	71

Oliver Fire Protection Proposal (Vote for 1)

Precinct	Yes	No
Oliver Township, Precinct 1	245	51
Total	245	51

Oliver Library Proposal (Vote for 1)

Precinct	Yes	No
Oliver Township, Precinct 1	211	83
Total	211	83

Sand Beach Fire Protection Proposal (Vote for 1)

Precinct	Yes	No
Sand Beach Township, Precinct 1	303	58
Total	303	58

Sand Beach Road Millage Renewal Proposal (Vote for 1)

Precinct	Yes	No
Sand Beach Township, Precinct 1	296	67
Total	296	67

Sebewaing Road Millage Renewal Proposal (Vote for 1)

Precinct	Yes	No
Sebewaing Township, Precinct 1	509	188
Total	509	188

Sebewaing Emergency Services Proposal (Vote for 1)

Precinct	Yes	No
Sebewaing Township, Precinct 1	570	131
Total	570	131

Sheridan Fire Protection Millage Renewal (Vote for 1)

Precinct	Yes	No
Sheridan Township, Precinct 1	120	13
Total	120	13

Sheridan Road Millage Renewal Proposal (Vote for 1)

Precinct	Yes	No
Sheridan Township, Precinct 1	114	19
Total	114	19

Sherman Road Millage Renewal Proposal (Vote for 1)

Precinct	Yes	No
Sherman Township, Precinct 1	211	101
Total	211	101

Winsor Millage Proposal 1 (Vote for 1)

Precinct	Yes	No

Winsor Township, Precinct 1	300	122
Total	300	122

Winsor Millage Proposal 2 (Vote for 1)

Precinct	Yes	No
Winsor Township, Precinct 1	299	114
Total	299	114

Church School District Board Seats Proposal (Vote for 1)

Precinct	Yes	No
Lincoln Township, Precinct 1	27	7
Total	27	7

ECCLES School Millage Renewal Proposal (Vote for 1)

Precinct	Yes	No
Bloomfield Township, Precinct 1	61	19
Sand Beach Township, Precinct 1	2	0
Sigel Township, Precinct 1	11	0
Total	74	19

Harbor Beach Schools Bonding Proposal (Vote for 1)

Precinct	Yes	No
City of Harbor Beach, Precinct 1	249	92
Bloomfield Township, Precinct 1	8	6
Paris Township, Precinct 1	1	1
Rubicon Township, Precinct 1	40	23
Sand Beach Township, Precinct 1	236	117
Sherman Township, Precinct 1	139	79
Sigel Township, Precinct 1	40	23
Total	713	341

USA Schools Proposal (Vote for 1)

Precinct	Yes	No
Fairhaven Township, Precinct 1	59	23
Sebewaing Township, Precinct 1	395	295
Total	454	318

US Senator (DEM) (Vote for 1)
DEM

Precinct	Times Cast	Registered Voters	Precinct	Gary Peters (DEM)		Total Votes
County			**County**			
Ingham County			**Ingham County**			
Alaiedon Township, Precinct 1			Alaiedon Township, Precinct 1			
Election Day	344	844	Election Day	167		167
AV Counting Board	0	844	AV Counting Board	0		0
Total	344	844	Total	167		167
Alaiedon Township, Precinct 2			Alaiedon Township, Precinct 2			
Election Day	287	779	Election Day	140		140
AV Counting Board	0	779	AV Counting Board	0		0
Total	287	779	Total	140		140
Alaiedon Township, Precinct 3			Alaiedon Township, Precinct 3			
Election Day	352	824	Election Day	148		148
AV Counting Board	0	824	AV Counting Board	0		0
Total	352	824	Total	148		148
Aurelius Township, Precinct 1			Aurelius Township, Precinct 1			
Election Day	149	1,930	Election Day	36		36
AV Counting Board	539	1,930	AV Counting Board	262		262
Total	688	1,930	Total	298		298
Aurelius Township, Precinct 2			Aurelius Township, Precinct 2			
Election Day	117	1,435	Election Day	31		31
AV Counting Board	455	1,435	AV Counting Board	191		191
Total	572	1,435	Total	222		222
Bunker Hill Township, Precinct 1			Bunker Hill Township, Precinct 1			
Election Day	203	1,586	Election Day	48		48
AV Counting Board	303	1,586	AV Counting Board	120		120
Total	506	1,586	Total	168		168
Delhi Charter Township, Precinct 1			Delhi Charter Township, Precinct 1			
Election Day	170	2,325	Election Day	69		69
AV Counting Board	729	2,325	AV Counting Board	440		440
Total	899	2,325	Total	509		509
Delhi Charter Township, Precinct 2			Delhi Charter Township, Precinct 2			
Election Day	180	2,849	Election Day	81		81
AV Counting Board	705	2,849	AV Counting Board	445		445
Total	885	2,849	Total	526		526
Delhi Charter Township, Precinct 3			Delhi Charter Township, Precinct 3			
Election Day	191	2,602	Election Day	74		74
AV Counting Board	932	2,602	AV Counting Board	536		536
Total	1,123	2,602	Total	610		610

Delhi Charter Township, Precinct 4			Delhi Charter Township, Precinct 4			
Election Day	217	2,622	Election Day	95		95
AV Counting Board	698	2,622	AV Counting Board	433		433
Total	915	2,622	Total	528		528
Delhi Charter Township, Precinct 5			Delhi Charter Township, Precinct 5			
Election Day	140	2,210	Election Day	63		63
AV Counting Board	683	2,210	AV Counting Board	415		415
Total	823	2,210	Total	478		478
Delhi Charter Township, Precinct 6			Delhi Charter Township, Precinct 6			
Election Day	141	2,132	Election Day	60		60
AV Counting Board	492	2,132	AV Counting Board	331		331
Total	633	2,132	Total	391		391
Delhi Charter Township, Precinct 7			Delhi Charter Township, Precinct 7			
Election Day	142	1,823	Election Day	68		68
AV Counting Board	451	1,823	AV Counting Board	283		283
Total	593	1,823	Total	351		351
Delhi Charter Township, Precinct 8			Delhi Charter Township, Precinct 8			
Election Day	177	2,153	Election Day	66		66
AV Counting Board	750	2,153	AV Counting Board	452		452
Total	927	2,153	Total	518		518
Delhi Charter Township, Precinct 9			Delhi Charter Township, Precinct 9			
Election Day	150	2,301	Election Day	54		54
AV Counting Board	703	2,301	AV Counting Board	393		393
Total	853	2,301	Total	447		447
City of East Lansing, Precinct 1			City of East Lansing, Precinct 1			
Election Day	22	1,152	Election Day	22		22
AV Counting Board	28	1,152	AV Counting Board	23		23
Total	50	1,152	Total	45		45
City of East Lansing, Precinct 2			City of East Lansing, Precinct 2			
Election Day	103	1,390	Election Day	77		77
AV Counting Board	352	1,390	AV Counting Board	315		315
Total	455	1,390	Total	392		392
City of East Lansing, Precinct 3			City of East Lansing, Precinct 3			
Election Day	138	2,066	Election Day	101		101
AV Counting Board	692	2,066	AV Counting Board	605		605
Total	830	2,066	Total	706		706
City of East Lansing, Precinct 4			City of East Lansing, Precinct 4			
Election Day	162	2,220	Election Day	115		115
AV Counting Board	657	2,220	AV Counting Board	555		555
Total	819	2,220	Total	670		670
City of East Lansing, Precinct 5			City of East Lansing, Precinct 5			
Election Day	155	2,436	Election Day	109		109
AV Counting Board	657	2,436	AV Counting Board	535		535
Total	812	2,436	Total	644		644

City of East Lansing, Precinct 6			City of East Lansing, Precinct 6			
Election Day	82	1,129	Election Day	59		59
AV Counting Board	309	1,129	AV Counting Board	252		252
Total	391	1,129	Total	311		311
City of East Lansing, Precinct 7			City of East Lansing, Precinct 7			
Election Day	129	1,594	Election Day	76		76
AV Counting Board	471	1,594	AV Counting Board	332		332
Total	600	1,594	Total	408		408
City of East Lansing, Precinct 8			City of East Lansing, Precinct 8			
Election Day	73	1,006	Election Day	56		56
AV Counting Board	279	1,006	AV Counting Board	229		229
Total	352	1,006	Total	285		285
City of East Lansing, Precinct 9			City of East Lansing, Precinct 9			
Election Day	118	1,914	Election Day	100		100
AV Counting Board	389	1,914	AV Counting Board	348		348
Total	507	1,914	Total	448		448
City of East Lansing, Precinct 10			City of East Lansing, Precinct 10			
Election Day	78	1,776	Election Day	61		61
AV Counting Board	178	1,776	AV Counting Board	156		156
Total	256	1,776	Total	217		217
City of East Lansing, Precinct 11			City of East Lansing, Precinct 11			
Election Day	124	2,357	Election Day	85		85
AV Counting Board	817	2,357	AV Counting Board	649		649
Total	941	2,357	Total	734		734
City of East Lansing, Precinct 12			City of East Lansing, Precinct 12			
Election Day	16	1,140	Election Day	15		15
AV Counting Board	33	1,140	AV Counting Board	30		30
Total	49	1,140	Total	45		45
City of East Lansing, Precinct 13			City of East Lansing, Precinct 13			
Election Day	13	1,023	Election Day	12		12
AV Counting Board	29	1,023	AV Counting Board	26		26
Total	42	1,023	Total	38		38
City of East Lansing, Precinct 14			City of East Lansing, Precinct 14			
Election Day	9	797	Election Day	9		9
AV Counting Board	18	797	AV Counting Board	16		16
Total	27	797	Total	25		25
City of East Lansing, Precinct 15			City of East Lansing, Precinct 15			
Election Day	23	1,660	Election Day	21		21
AV Counting Board	56	1,660	AV Counting Board	49		49
Total	79	1,660	Total	70		70
City of East Lansing, Precinct 16			City of East Lansing, Precinct 16			
Election Day	81	1,043	Election Day	62		62
AV Counting Board	164	1,043	AV Counting Board	134		134
Total	245	1,043	Total	196		196

Ingham Township, Precinct 1			Ingham Township, Precinct 1			
Election Day	656	1,955	Election Day	253		253
AV Counting Board	0	1,955	AV Counting Board	0		0
Total	656	1,955	Total	253		253
City of Lansing, Ward 1, Precinct 1			City of Lansing, Ward 1, Precinct 1			
Election Day	140	2,359	Election Day	72		72
AV Counting Board	371	2,359	AV Counting Board	252		252
Total	511	2,359	Total	324		324
City of Lansing, Ward 1, Precinct 2			City of Lansing, Ward 1, Precinct 2			
Election Day	128	2,358	Election Day	83		83
AV Counting Board	281	2,358	AV Counting Board	230		230
Total	409	2,358	Total	313		313
City of Lansing, Ward 1, Precinct 3			City of Lansing, Ward 1, Precinct 3			
Election Day	167	1,421	Election Day	82		82
AV Counting Board	576	1,421	AV Counting Board	397		397
Total	743	1,421	Total	479		479
City of Lansing, Ward 1, Precinct 4			City of Lansing, Ward 1, Precinct 4			
Election Day	167	1,769	Election Day	124		124
AV Counting Board	425	1,769	AV Counting Board	328		328
Total	592	1,769	Total	452		452
City of Lansing, Ward 1, Precinct 5			City of Lansing, Ward 1, Precinct 5			
Election Day	136	1,786	Election Day	108		108
AV Counting Board	370	1,786	AV Counting Board	317		317
Total	506	1,786	Total	425		425
City of Lansing, Ward 1, Precinct 6			City of Lansing, Ward 1, Precinct 6			
Election Day	91	2,242	Election Day	73		73
AV Counting Board	302	2,242	AV Counting Board	251		251
Total	393	2,242	Total	324		324
City of Lansing, Ward 1, Precinct 7			City of Lansing, Ward 1, Precinct 7			
Election Day	148	2,094	Election Day	123		123
AV Counting Board	367	2,094	AV Counting Board	285		285
Total	515	2,094	Total	408		408
City of Lansing, Ward 1, Precinct 8			City of Lansing, Ward 1, Precinct 8			
Election Day	133	2,085	Election Day	87		87
AV Counting Board	331	2,085	AV Counting Board	262		262
Total	464	2,085	Total	349		349
City of Lansing, Ward 1, Precinct 9			City of Lansing, Ward 1, Precinct 9			
Election Day	102	2,166	Election Day	63		63
AV Counting Board	290	2,166	AV Counting Board	217		217
Total	392	2,166	Total	280		280
City of Lansing, Ward 1, Precinct 10			City of Lansing, Ward 1, Precinct 10			
Election Day	49	823	Election Day	37		37
AV Counting Board	190	823	AV Counting Board	156		156
Total	239	823	Total	193		193

City of Lansing, Ward 1, Precinct 45			City of Lansing, Ward 1, Precinct 45			
Election Day	110	1,567	Election Day	76		76
AV Counting Board	441	1,567	AV Counting Board	327		327
Total	551	1,567	Total	403		403
City of Lansing, Ward 2, Precinct 11			City of Lansing, Ward 2, Precinct 11			
Election Day	118	2,110	Election Day	63		63
AV Counting Board	425	2,110	AV Counting Board	309		309
Total	543	2,110	Total	372		372
City of Lansing, Ward 2, Precinct 12			City of Lansing, Ward 2, Precinct 12			
Election Day	174	2,113	Election Day	97		97
AV Counting Board	494	2,113	AV Counting Board	381		381
Total	668	2,113	Total	478		478
City of Lansing, Ward 2, Precinct 13			City of Lansing, Ward 2, Precinct 13			
Election Day	106	2,046	Election Day	67		67
AV Counting Board	426	2,046	AV Counting Board	289		289
Total	532	2,046	Total	356		356
City of Lansing, Ward 2, Precinct 14			City of Lansing, Ward 2, Precinct 14			
Election Day	110	1,956	Election Day	64		64
AV Counting Board	576	1,956	AV Counting Board	360		360
Total	686	1,956	Total	424		424
City of Lansing, Ward 2, Precinct 15			City of Lansing, Ward 2, Precinct 15			
Election Day	120	1,414	Election Day	76		76
AV Counting Board	454	1,414	AV Counting Board	360		360
Total	574	1,414	Total	436		436
City of Lansing, Ward 2, Precinct 16			City of Lansing, Ward 2, Precinct 16			
Election Day	134	2,489	Election Day	95		95
AV Counting Board	293	2,489	AV Counting Board	252		252
Total	427	2,489	Total	347		347
City of Lansing, Ward 2, Precinct 17			City of Lansing, Ward 2, Precinct 17			
Election Day	139	1,586	Election Day	84		84
AV Counting Board	360	1,586	AV Counting Board	236		236
Total	499	1,586	Total	320		320
City of Lansing, Ward 2, Precinct 18			City of Lansing, Ward 2, Precinct 18			
Election Day	46	1,349	Election Day	25		25
AV Counting Board	180	1,349	AV Counting Board	137		137
Total	226	1,349	Total	162		162
City of Lansing, Ward 2, Precinct 19			City of Lansing, Ward 2, Precinct 19			
Election Day	115	2,446	Election Day	51		51
AV Counting Board	458	2,446	AV Counting Board	318		318
Total	573	2,446	Total	369		369
City of Lansing, Ward 2, Precinct 20			City of Lansing, Ward 2, Precinct 20			
Election Day	86	2,205	Election Day	60		60
AV Counting Board	357	2,205	AV Counting Board	239		239
Total	443	2,205	Total	299		299

City of Lansing, Ward 2, Precinct 21			City of Lansing, Ward 2, Precinct 21			
Election Day	137	2,048	Election Day	97		97
AV Counting Board	542	2,048	AV Counting Board	408		408
Total	679	2,048	Total	505		505
City of Lansing, Ward 3, Precinct 24			City of Lansing, Ward 3, Precinct 24			
Election Day	75	1,854	Election Day	51		51
AV Counting Board	419	1,854	AV Counting Board	289		289
Total	494	1,854	Total	340		340
City of Lansing, Ward 3, Precinct 25			City of Lansing, Ward 3, Precinct 25			
Election Day	77	2,070	Election Day	56		56
AV Counting Board	388	2,070	AV Counting Board	291		291
Total	465	2,070	Total	347		347
City of Lansing, Ward 3, Precinct 26			City of Lansing, Ward 3, Precinct 26			
Election Day	118	2,190	Election Day	72		72
AV Counting Board	363	2,190	AV Counting Board	284		284
Total	481	2,190	Total	356		356
City of Lansing, Ward 3, Precinct 27			City of Lansing, Ward 3, Precinct 27			
Election Day	78	2,230	Election Day	47		47
AV Counting Board	346	2,230	AV Counting Board	258		258
Total	424	2,230	Total	305		305
City of Lansing, Ward 3, Precinct 28			City of Lansing, Ward 3, Precinct 28			
Election Day	110	2,109	Election Day	68		68
AV Counting Board	447	2,109	AV Counting Board	343		343
Total	557	2,109	Total	411		411
City of Lansing, Ward 3, Precinct 29			City of Lansing, Ward 3, Precinct 29			
Election Day	112	2,406	Election Day	89		89
AV Counting Board	529	2,406	AV Counting Board	420		420
Total	641	2,406	Total	509		509
City of Lansing, Ward 3, Precinct 30			City of Lansing, Ward 3, Precinct 30			
Election Day	139	2,494	Election Day	105		105
AV Counting Board	579	2,494	AV Counting Board	421		421
Total	718	2,494	Total	526		526
City of Lansing, Ward 3, Precinct 31			City of Lansing, Ward 3, Precinct 31			
Election Day	136	2,030	Election Day	102		102
AV Counting Board	740	2,030	AV Counting Board	529		529
Total	876	2,030	Total	631		631
City of Lansing, Ward 4, Precinct 32			City of Lansing, Ward 4, Precinct 32			
Election Day	117	1,497	Election Day	70		70
AV Counting Board	498	1,497	AV Counting Board	352		352
Total	615	1,497	Total	422		422
City of Lansing, Ward 4, Precinct 33			City of Lansing, Ward 4, Precinct 33			
Election Day	95	1,431	Election Day	60		60
AV Counting Board	556	1,431	AV Counting Board	424		424
Total	651	1,431	Total	484		484

City of Lansing, Ward 4, Precinct 34			City of Lansing, Ward 4, Precinct 34			
Election Day	83	1,178	Election Day	43		43
AV Counting Board	240	1,178	AV Counting Board	192		192
Total	323	1,178	Total	235		235
City of Lansing, Ward 4, Precinct 35			City of Lansing, Ward 4, Precinct 35			
Election Day	122	2,367	Election Day	93		93
AV Counting Board	347	2,367	AV Counting Board	296		296
Total	469	2,367	Total	389		389
City of Lansing, Ward 4, Precinct 36			City of Lansing, Ward 4, Precinct 36			
Election Day	113	1,550	Election Day	97		97
AV Counting Board	382	1,550	AV Counting Board	352		352
Total	495	1,550	Total	449		449
City of Lansing, Ward 4, Precinct 37			City of Lansing, Ward 4, Precinct 37			
Election Day	123	1,483	Election Day	98		98
AV Counting Board	483	1,483	AV Counting Board	430		430
Total	606	1,483	Total	528		528
City of Lansing, Ward 4, Precinct 38			City of Lansing, Ward 4, Precinct 38			
Election Day	116	2,275	Election Day	90		90
AV Counting Board	391	2,275	AV Counting Board	317		317
Total	507	2,275	Total	407		407
City of Lansing, Ward 4, Precinct 39			City of Lansing, Ward 4, Precinct 39			
Election Day	145	2,002	Election Day	111		111
AV Counting Board	319	2,002	AV Counting Board	262		262
Total	464	2,002	Total	373		373
City of Lansing, Ward 4, Precinct 40			City of Lansing, Ward 4, Precinct 40			
Election Day	83	1,842	Election Day	57		57
AV Counting Board	231	1,842	AV Counting Board	184		184
Total	314	1,842	Total	241		241
City of Lansing, Ward 4, Precinct 41			City of Lansing, Ward 4, Precinct 41			
Election Day	171	1,876	Election Day	103		103
AV Counting Board	624	1,876	AV Counting Board	448		448
Total	795	1,876	Total	551		551
City of Lansing, Ward 4, Precinct 42			City of Lansing, Ward 4, Precinct 42			
Election Day	128	1,788	Election Day	70		70
AV Counting Board	318	1,788	AV Counting Board	210		210
Total	446	1,788	Total	280		280
City of Lansing, Ward 4, Precinct 43			City of Lansing, Ward 4, Precinct 43			
Election Day	127	1,605	Election Day	82		82
AV Counting Board	252	1,605	AV Counting Board	180		180
Total	379	1,605	Total	262		262
City of Lansing, Ward 4, Precinct 44			City of Lansing, Ward 4, Precinct 44			
Election Day	143	1,339	Election Day	102		102
AV Counting Board	349	1,339	AV Counting Board	274		274
Total	492	1,339	Total	376		376

Lansing Charter Township, Precinct 1				Lansing Charter Township, Precinct 1			
Election Day	89	1,091		Election Day	68		68
AV Counting Board	178	1,091		AV Counting Board	152		152
Total	267	1,091		Total	220		220
Lansing Charter Township, Precinct 2				Lansing Charter Township, Precinct 2			
Election Day	173	1,350		Election Day	121		121
AV Counting Board	324	1,350		AV Counting Board	247		247
Total	497	1,350		Total	368		368
Lansing Charter Township, Precinct 3				Lansing Charter Township, Precinct 3			
Election Day	90	1,642		Election Day	54		54
AV Counting Board	223	1,642		AV Counting Board	169		169
Total	313	1,642		Total	223		223
Lansing Charter Township, Precinct 4				Lansing Charter Township, Precinct 4			
Election Day	113	1,307		Election Day	64		64
AV Counting Board	245	1,307		AV Counting Board	185		185
Total	358	1,307		Total	249		249
Lansing Charter Township, Precinct 6				Lansing Charter Township, Precinct 6			
Election Day	89	1,335		Election Day	56		56
AV Counting Board	313	1,335		AV Counting Board	227		227
Total	402	1,335		Total	283		283
Leroy Township, Precinct 1				Leroy Township, Precinct 1			
Election Day	315	2,706		Election Day	60		60
AV Counting Board	542	2,706		AV Counting Board	252		252
Total	857	2,706		Total	312		312
City of Leslie, Precinct 1				City of Leslie, Precinct 1			
Election Day	423	1,450		Election Day	181		181
AV Counting Board	0	1,450		AV Counting Board	0		0
Total	423	1,450		Total	181		181
Leslie Township, Precinct 1				Leslie Township, Precinct 1			
Election Day	764	1,843		Election Day	276		276
AV Counting Board	0	1,843		AV Counting Board	0		0
Total	764	1,843		Total	276		276
Locke Township, Precinct 1				Locke Township, Precinct 1			
Election Day	548	1,426		Election Day	164		164
AV Counting Board	0	1,426		AV Counting Board	0		0
Total	548	1,426		Total	164		164
City of Mason, Precinct 1				City of Mason, Precinct 1			
Election Day	193	1,901		Election Day	82		82
AV Counting Board	601	1,901		AV Counting Board	357		357
Total	794	1,901		Total	439		439
City of Mason, Precinct 2				City of Mason, Precinct 2			
Election Day	144	2,089		Election Day	70		70
AV Counting Board	526	2,089		AV Counting Board	327		327
Total	670	2,089		Total	397		397

City of Mason, Precinct 3			City of Mason, Precinct 3			
Election Day	178	2,189	Election Day	69		69
AV Counting Board	614	2,189	AV Counting Board	363		363
Total	792	2,189	Total	432		432
Meridian Charter Township, Precinct 1			Meridian Charter Township, Precinct 1			
Election Day	204	1,635	Election Day	103		103
AV Counting Board	670	1,635	AV Counting Board	465		465
Total	874	1,635	Total	568		568
Meridian Charter Township, Precinct 2			Meridian Charter Township, Precinct 2			
Election Day	123	1,743	Election Day	73		73
AV Counting Board	470	1,743	AV Counting Board	357		357
Total	593	1,743	Total	430		430
Meridian Charter Township, Precinct 3			Meridian Charter Township, Precinct 3			
Election Day	88	1,524	Election Day	49		49
AV Counting Board	513	1,524	AV Counting Board	379		379
Total	601	1,524	Total	428		428
Meridian Charter Township, Precinct 4			Meridian Charter Township, Precinct 4			
Election Day	141	2,180	Election Day	76		76
AV Counting Board	701	2,180	AV Counting Board	488		488
Total	842	2,180	Total	564		564
Meridian Charter Township, Precinct 5			Meridian Charter Township, Precinct 5			
Election Day	172	1,669	Election Day	104		104
AV Counting Board	527	1,669	AV Counting Board	372		372
Total	699	1,669	Total	476		476
Meridian Charter Township, Precinct 6			Meridian Charter Township, Precinct 6			
Election Day	118	1,495	Election Day	69		69
AV Counting Board	428	1,495	AV Counting Board	310		310
Total	546	1,495	Total	379		379
Meridian Charter Township, Precinct 7			Meridian Charter Township, Precinct 7			
Election Day	108	1,843	Election Day	56		56
AV Counting Board	717	1,843	AV Counting Board	507		507
Total	825	1,843	Total	563		563
Meridian Charter Township, Precinct 8			Meridian Charter Township, Precinct 8			
Election Day	146	2,173	Election Day	87		87
AV Counting Board	688	2,173	AV Counting Board	527		527
Total	834	2,173	Total	614		614
Meridian Charter Township, Precinct 9			Meridian Charter Township, Precinct 9			
Election Day	131	1,657	Election Day	75		75
AV Counting Board	643	1,657	AV Counting Board	507		507
Total	774	1,657	Total	582		582
Meridian Charter Township, Precinct 10			Meridian Charter Township, Precinct 10			
Election Day	132	1,788	Election Day	79		79
AV Counting Board	693	1,788	AV Counting Board	530		530
Total	825	1,788	Total	609		609

Meridian Charter Township, Precinct 11			Meridian Charter Township, Precinct 11			
Election Day	56	1,213	Election Day	37		37
AV Counting Board	364	1,213	AV Counting Board	291		291
Total	420	1,213	Total	328		328
Meridian Charter Township, Precinct 12			Meridian Charter Township, Precinct 12			
Election Day	92	1,024	Election Day	65		65
AV Counting Board	281	1,024	AV Counting Board	213		213
Total	373	1,024	Total	278		278
Meridian Charter Township, Precinct 13			Meridian Charter Township, Precinct 13			
Election Day	111	1,363	Election Day	47		47
AV Counting Board	496	1,363	AV Counting Board	385		385
Total	607	1,363	Total	432		432
Meridian Charter Township, Precinct 14			Meridian Charter Township, Precinct 14			
Election Day	139	1,708	Election Day	76		76
AV Counting Board	569	1,708	AV Counting Board	399		399
Total	708	1,708	Total	475		475
Meridian Charter Township, Precinct 15			Meridian Charter Township, Precinct 15			
Election Day	124	1,615	Election Day	62		62
AV Counting Board	676	1,615	AV Counting Board	498		498
Total	800	1,615	Total	560		560
Meridian Charter Township, Precinct 17			Meridian Charter Township, Precinct 17			
Election Day	154	3,003	Election Day	93		93
AV Counting Board	954	3,003	AV Counting Board	729		729
Total	1,108	3,003	Total	822		822
Meridian Charter Township, Precinct 18			Meridian Charter Township, Precinct 18			
Election Day	133	1,671	Election Day	78		78
AV Counting Board	322	1,671	AV Counting Board	259		259
Total	455	1,671	Total	337		337
Meridian Charter Township, Precinct 19			Meridian Charter Township, Precinct 19			
Election Day	115	1,427	Election Day	77		77
AV Counting Board	518	1,427	AV Counting Board	379		379
Total	633	1,427	Total	456		456
Meridian Charter Township, Precinct 20			Meridian Charter Township, Precinct 20			
Election Day	104	1,750	Election Day	44		44
AV Counting Board	710	1,750	AV Counting Board	452		452
Total	814	1,750	Total	496		496
Onondaga Township, Precinct 1			Onondaga Township, Precinct 1			
Election Day	814	2,265	Election Day	228		228
AV Counting Board	0	2,265	AV Counting Board	0		0
Total	814	2,265	Total	228		228
Stockbridge Township, Precinct 1			Stockbridge Township, Precinct 1			
Election Day	176	1,594	Election Day	46		46
AV Counting Board	335	1,594	AV Counting Board	154		154
Total	511	1,594	Total	200		200

Stockbridge Township, Precinct 2			Stockbridge Township, Precinct 2			
Election Day	165	1,335	Election Day	32		32
AV Counting Board	190	1,335	AV Counting Board	96		96
Total	355	1,335	Total	128		128
Vevay Township, Precinct 1			Vevay Township, Precinct 1			
Election Day	325	2,997	Election Day	51		51
AV Counting Board	967	2,997	AV Counting Board	362		362
Total	1,292	2,997	Total	413		413
Wheatfield Township, Precinct 1			Wheatfield Township, Precinct 1			
Election Day	543	1,325	Election Day	205		205
AV Counting Board	0	1,325	AV Counting Board	0		0
Total	543	1,325	Total	205		205
White Oak Township, Precinct 1			White Oak Township, Precinct 1			
Election Day	281	923	Election Day	85		85
AV Counting Board	0	923	AV Counting Board	0		0
Total	281	923	Total	85		85
City of Williamston, Precinct 1			City of Williamston, Precinct 1			
Election Day	269	2,986	Election Day	90		90
AV Counting Board	857	2,986	AV Counting Board	506		506
Total	1,126	2,986	Total	596		596
Williamstown Township, Precinct 1			Williamstown Township, Precinct 1			
Election Day	310	2,388	Election Day	69		69
AV Counting Board	828	2,388	AV Counting Board	420		420
Total	1,138	2,388	Total	489		489
Williamstown Township, Precinct 2			Williamstown Township, Precinct 2			
Election Day	263	2,095	Election Day	78		78
AV Counting Board	736	2,095	AV Counting Board	411		411
Total	999	2,095	Total	489		489
Ingham County - Total	66,963	207,839	Ingham County - Total	43,202		43,202
County - Total	66,963	207,839	County - Total	43,202		43,202

US Senator (REP) (Vote for 1)

REP

Precinct	Times Cast	Registered Voters	Precinct	John James (REP)		Total Votes
County			**County**			
Ingham County			**Ingham County**			
Alaiedon Township, Precinct 1			Alaiedon Township, Precinct 1			
Election Day	344	844	Election Day	139		139
AV Counting Board	0	844	AV Counting Board	0		0
Total	344	844	Total	139		139
Alaiedon Township, Precinct 2			Alaiedon Township, Precinct 2			
Election Day	287	779	Election Day	110		110
AV Counting Board	0	779	AV Counting Board	0		0
Total	287	779	Total	110		110
Alaiedon Township, Precinct 3			Alaiedon Township, Precinct 3			
Election Day	352	824	Election Day	156		156
AV Counting Board	0	824	AV Counting Board	0		0
Total	352	824	Total	156		156
Aurelius Township, Precinct 1			Aurelius Township, Precinct 1			
Election Day	149	1,930	Election Day	106		106
AV Counting Board	539	1,930	AV Counting Board	185		185
Total	688	1,930	Total	291		291
Aurelius Township, Precinct 2			Aurelius Township, Precinct 2			
Election Day	117	1,435	Election Day	77		77
AV Counting Board	455	1,435	AV Counting Board	182		182
Total	572	1,435	Total	259		259
Bunker Hill Township, Precinct 1			Bunker Hill Township, Precinct 1			
Election Day	203	1,586	Election Day	142		142
AV Counting Board	303	1,586	AV Counting Board	120		120
Total	506	1,586	Total	262		262
Delhi Charter Township, Precinct 1			Delhi Charter Township, Precinct 1			
Election Day	170	2,325	Election Day	96		96
AV Counting Board	729	2,325	AV Counting Board	177		177
Total	899	2,325	Total	273		273
Delhi Charter Township, Precinct 2			Delhi Charter Township, Precinct 2			
Election Day	180	2,849	Election Day	85		85
AV Counting Board	705	2,849	AV Counting Board	148		148
Total	885	2,849	Total	233		233

Delhi Charter Township, Precinct 3			Delhi Charter Township, Precinct 3			
Election Day	191	2,602	Election Day	110		110
AV Counting Board	932	2,602	AV Counting Board	226		226
Total	1,123	2,602	Total	336		336
Delhi Charter Township, Precinct 4			Delhi Charter Township, Precinct 4			
Election Day	217	2,622	Election Day	113		113
AV Counting Board	698	2,622	AV Counting Board	150		150
Total	915	2,622	Total	263		263
Delhi Charter Township, Precinct 5			Delhi Charter Township, Precinct 5			
Election Day	140	2,210	Election Day	71		71
AV Counting Board	683	2,210	AV Counting Board	171		171
Total	823	2,210	Total	242		242
Delhi Charter Township, Precinct 6			Delhi Charter Township, Precinct 6			
Election Day	141	2,132	Election Day	60		60
AV Counting Board	492	2,132	AV Counting Board	113		113
Total	633	2,132	Total	173		173
Delhi Charter Township, Precinct 7			Delhi Charter Township, Precinct 7			
Election Day	142	1,823	Election Day	72		72
AV Counting Board	451	1,823	AV Counting Board	91		91
Total	593	1,823	Total	163		163
Delhi Charter Township, Precinct 8			Delhi Charter Township, Precinct 8			
Election Day	177	2,153	Election Day	99		99
AV Counting Board	750	2,153	AV Counting Board	184		184
Total	927	2,153	Total	283		283
Delhi Charter Township, Precinct 9			Delhi Charter Township, Precinct 9			
Election Day	150	2,301	Election Day	90		90
AV Counting Board	703	2,301	AV Counting Board	193		193
Total	853	2,301	Total	283		283
City of East Lansing, Precinct 1			City of East Lansing, Precinct 1			
Election Day	22	1,152	Election Day	0		0
AV Counting Board	28	1,152	AV Counting Board	2		2
Total	50	1,152	Total	2		2
City of East Lansing, Precinct 2			City of East Lansing, Precinct 2			
Election Day	103	1,390	Election Day	21		21
AV Counting Board	352	1,390	AV Counting Board	19		19
Total	455	1,390	Total	40		40
City of East Lansing, Precinct 3			City of East Lansing, Precinct 3			
Election Day	138	2,066	Election Day	28		28
AV Counting Board	692	2,066	AV Counting Board	51		51
Total	830	2,066	Total	79		79

City of East Lansing, Precinct 4			City of East Lansing, Precinct 4			
Election Day	162	2,220	Election Day	39		39
AV Counting Board	657	2,220	AV Counting Board	67		67
Total	819	2,220	Total	106		106
City of East Lansing, Precinct 5			City of East Lansing, Precinct 5			
Election Day	155	2,436	Election Day	42		42
AV Counting Board	657	2,436	AV Counting Board	83		83
Total	812	2,436	Total	125		125
City of East Lansing, Precinct 6			City of East Lansing, Precinct 6			
Election Day	82	1,129	Election Day	20		20
AV Counting Board	309	1,129	AV Counting Board	37		37
Total	391	1,129	Total	57		57
City of East Lansing, Precinct 7			City of East Lansing, Precinct 7			
Election Day	129	1,594	Election Day	42		42
AV Counting Board	471	1,594	AV Counting Board	102		102
Total	600	1,594	Total	144		144
City of East Lansing, Precinct 8			City of East Lansing, Precinct 8			
Election Day	73	1,006	Election Day	11		11
AV Counting Board	279	1,006	AV Counting Board	32		32
Total	352	1,006	Total	43		43
City of East Lansing, Precinct 9			City of East Lansing, Precinct 9			
Election Day	118	1,914	Election Day	11		11
AV Counting Board	389	1,914	AV Counting Board	19		19
Total	507	1,914	Total	30		30
City of East Lansing, Precinct 10			City of East Lansing, Precinct 10			
Election Day	78	1,776	Election Day	15		15
AV Counting Board	178	1,776	AV Counting Board	13		13
Total	256	1,776	Total	28		28
City of East Lansing, Precinct 11			City of East Lansing, Precinct 11			
Election Day	124	2,357	Election Day	35		35
AV Counting Board	817	2,357	AV Counting Board	94		94
Total	941	2,357	Total	129		129
City of East Lansing, Precinct 12			City of East Lansing, Precinct 12			
Election Day	16	1,140	Election Day	1		1
AV Counting Board	33	1,140	AV Counting Board	2		2
Total	49	1,140	Total	3		3
City of East Lansing, Precinct 13			City of East Lansing, Precinct 13			
Election Day	13	1,023	Election Day	0		0
AV Counting Board	29	1,023	AV Counting Board	1		1
Total	42	1,023	Total	1		1

City of East Lansing, Precinct 14				City of East Lansing, Precinct 14			
Election Day	9	797		Election Day	0		0
AV Counting Board	18	797		AV Counting Board	2		2
Total	27	797		Total	2		2
City of East Lansing, Precinct 15				City of East Lansing, Precinct 15			
Election Day	23	1,660		Election Day	2		2
AV Counting Board	56	1,660		AV Counting Board	5		5
Total	79	1,660		Total	7		7
City of East Lansing, Precinct 16				City of East Lansing, Precinct 16			
Election Day	81	1,043		Election Day	11		11
AV Counting Board	164	1,043		AV Counting Board	15		15
Total	245	1,043		Total	26		26
Ingham Township, Precinct 1				Ingham Township, Precinct 1			
Election Day	656	1,955		Election Day	317		317
AV Counting Board	0	1,955		AV Counting Board	0		0
Total	656	1,955		Total	317		317
City of Lansing, Ward 1, Precinct 1				City of Lansing, Ward 1, Precinct 1			
Election Day	140	2,359		Election Day	60		60
AV Counting Board	371	2,359		AV Counting Board	66		66
Total	511	2,359		Total	126		126
City of Lansing, Ward 1, Precinct 2				City of Lansing, Ward 1, Precinct 2			
Election Day	128	2,358		Election Day	37		37
AV Counting Board	281	2,358		AV Counting Board	31		31
Total	409	2,358		Total	68		68
City of Lansing, Ward 1, Precinct 3				City of Lansing, Ward 1, Precinct 3			
Election Day	167	1,421		Election Day	75		75
AV Counting Board	576	1,421		AV Counting Board	124		124
Total	743	1,421		Total	199		199
City of Lansing, Ward 1, Precinct 4				City of Lansing, Ward 1, Precinct 4			
Election Day	167	1,769		Election Day	35		35
AV Counting Board	425	1,769		AV Counting Board	61		61
Total	592	1,769		Total	96		96
City of Lansing, Ward 1, Precinct 5				City of Lansing, Ward 1, Precinct 5			
Election Day	136	1,786		Election Day	17		17
AV Counting Board	370	1,786		AV Counting Board	22		22
Total	506	1,786		Total	39		39
City of Lansing, Ward 1, Precinct 6				City of Lansing, Ward 1, Precinct 6			
Election Day	91	2,242		Election Day	14		14
AV Counting Board	302	2,242		AV Counting Board	20		20
Total	393	2,242		Total	34		34

City of Lansing, Ward 1, Precinct 7			City of Lansing, Ward 1, Precinct 7			
Election Day	148	2,094	Election Day	21		21
AV Counting Board	367	2,094	AV Counting Board	42		42
Total	515	2,094	Total	63		63
City of Lansing, Ward 1, Precinct 8			City of Lansing, Ward 1, Precinct 8			
Election Day	133	2,085	Election Day	40		40
AV Counting Board	331	2,085	AV Counting Board	35		35
Total	464	2,085	Total	75		75
City of Lansing, Ward 1, Precinct 9			City of Lansing, Ward 1, Precinct 9			
Election Day	102	2,166	Election Day	34		34
AV Counting Board	290	2,166	AV Counting Board	40		40
Total	392	2,166	Total	74		74
City of Lansing, Ward 1, Precinct 10			City of Lansing, Ward 1, Precinct 10			
Election Day	49	823	Election Day	9		9
AV Counting Board	190	823	AV Counting Board	16		16
Total	239	823	Total	25		25
City of Lansing, Ward 1, Precinct 45			City of Lansing, Ward 1, Precinct 45			
Election Day	110	1,567	Election Day	30		30
AV Counting Board	441	1,567	AV Counting Board	80		80
Total	551	1,567	Total	110		110
City of Lansing, Ward 2, Precinct 11			City of Lansing, Ward 2, Precinct 11			
Election Day	118	2,110	Election Day	43		43
AV Counting Board	425	2,110	AV Counting Board	65		65
Total	543	2,110	Total	108		108
City of Lansing, Ward 2, Precinct 12			City of Lansing, Ward 2, Precinct 12			
Election Day	174	2,113	Election Day	68		68
AV Counting Board	494	2,113	AV Counting Board	73		73
Total	668	2,113	Total	141		141
City of Lansing, Ward 2, Precinct 13			City of Lansing, Ward 2, Precinct 13			
Election Day	106	2,046	Election Day	33		33
AV Counting Board	426	2,046	AV Counting Board	82		82
Total	532	2,046	Total	115		115
City of Lansing, Ward 2, Precinct 14			City of Lansing, Ward 2, Precinct 14			
Election Day	110	1,956	Election Day	43		43
AV Counting Board	576	1,956	AV Counting Board	131		131
Total	686	1,956	Total	174		174
City of Lansing, Ward 2, Precinct 15			City of Lansing, Ward 2, Precinct 15			
Election Day	120	1,414	Election Day	43		43
AV Counting Board	454	1,414	AV Counting Board	61		61
Total	574	1,414	Total	104		104

City of Lansing, Ward 2, Precinct 16			City of Lansing, Ward 2, Precinct 16			
Election Day	134	2,489	Election Day	32		32
AV Counting Board	293	2,489	AV Counting Board	16		16
Total	427	2,489	Total	48		48
City of Lansing, Ward 2, Precinct 17			City of Lansing, Ward 2, Precinct 17			
Election Day	139	1,586	Election Day	36		36
AV Counting Board	360	1,586	AV Counting Board	80		80
Total	499	1,586	Total	116		116
City of Lansing, Ward 2, Precinct 18			City of Lansing, Ward 2, Precinct 18			
Election Day	46	1,349	Election Day	18		18
AV Counting Board	180	1,349	AV Counting Board	23		23
Total	226	1,349	Total	41		41
City of Lansing, Ward 2, Precinct 19			City of Lansing, Ward 2, Precinct 19			
Election Day	115	2,446	Election Day	56		56
AV Counting Board	458	2,446	AV Counting Board	86		86
Total	573	2,446	Total	142		142
City of Lansing, Ward 2, Precinct 20			City of Lansing, Ward 2, Precinct 20			
Election Day	86	2,205	Election Day	22		22
AV Counting Board	357	2,205	AV Counting Board	75		75
Total	443	2,205	Total	97		97
City of Lansing, Ward 2, Precinct 21			City of Lansing, Ward 2, Precinct 21			
Election Day	137	2,048	Election Day	34		34
AV Counting Board	542	2,048	AV Counting Board	78		78
Total	679	2,048	Total	112		112
City of Lansing, Ward 3, Precinct 24			City of Lansing, Ward 3, Precinct 24			
Election Day	75	1,854	Election Day	21		21
AV Counting Board	419	1,854	AV Counting Board	86		86
Total	494	1,854	Total	107		107
City of Lansing, Ward 3, Precinct 25			City of Lansing, Ward 3, Precinct 25			
Election Day	77	2,070	Election Day	21		21
AV Counting Board	388	2,070	AV Counting Board	55		55
Total	465	2,070	Total	76		76
City of Lansing, Ward 3, Precinct 26			City of Lansing, Ward 3, Precinct 26			
Election Day	118	2,190	Election Day	42		42
AV Counting Board	363	2,190	AV Counting Board	52		52
Total	481	2,190	Total	94		94
City of Lansing, Ward 3, Precinct 27			City of Lansing, Ward 3, Precinct 27			
Election Day	78	2,230	Election Day	30		30
AV Counting Board	346	2,230	AV Counting Board	49		49
Total	424	2,230	Total	79		79

City of Lansing, Ward 3, Precinct 28			City of Lansing, Ward 3, Precinct 28			
Election Day	110	2,109	Election Day	36		36
AV Counting Board	447	2,109	AV Counting Board	66		66
Total	557	2,109	Total	102		102
City of Lansing, Ward 3, Precinct 29			City of Lansing, Ward 3, Precinct 29			
Election Day	112	2,406	Election Day	21		21
AV Counting Board	529	2,406	AV Counting Board	57		57
Total	641	2,406	Total	78		78
City of Lansing, Ward 3, Precinct 30			City of Lansing, Ward 3, Precinct 30			
Election Day	139	2,494	Election Day	29		29
AV Counting Board	579	2,494	AV Counting Board	97		97
Total	718	2,494	Total	126		126
City of Lansing, Ward 3, Precinct 31			City of Lansing, Ward 3, Precinct 31			
Election Day	136	2,030	Election Day	29		29
AV Counting Board	740	2,030	AV Counting Board	136		136
Total	876	2,030	Total	165		165
City of Lansing, Ward 4, Precinct 32			City of Lansing, Ward 4, Precinct 32			
Election Day	117	1,497	Election Day	37		37
AV Counting Board	498	1,497	AV Counting Board	88		88
Total	615	1,497	Total	125		125
City of Lansing, Ward 4, Precinct 33			City of Lansing, Ward 4, Precinct 33			
Election Day	95	1,431	Election Day	34		34
AV Counting Board	556	1,431	AV Counting Board	86		86
Total	651	1,431	Total	120		120
City of Lansing, Ward 4, Precinct 34			City of Lansing, Ward 4, Precinct 34			
Election Day	83	1,178	Election Day	37		37
AV Counting Board	240	1,178	AV Counting Board	24		24
Total	323	1,178	Total	61		61
City of Lansing, Ward 4, Precinct 35			City of Lansing, Ward 4, Precinct 35			
Election Day	122	2,367	Election Day	20		20
AV Counting Board	347	2,367	AV Counting Board	20		20
Total	469	2,367	Total	40		40
City of Lansing, Ward 4, Precinct 36			City of Lansing, Ward 4, Precinct 36			
Election Day	113	1,550	Election Day	11		11
AV Counting Board	382	1,550	AV Counting Board	8		8
Total	495	1,550	Total	19		19
City of Lansing, Ward 4, Precinct 37			City of Lansing, Ward 4, Precinct 37			
Election Day	123	1,483	Election Day	22		22
AV Counting Board	483	1,483	AV Counting Board	21		21
Total	606	1,483	Total	43		43

City of Lansing, Ward 4, Precinct 38			City of Lansing, Ward 4, Precinct 38			
Election Day	116	2,275	Election Day	18		18
AV Counting Board	391	2,275	AV Counting Board	33		33
Total	507	2,275	Total	51		51
City of Lansing, Ward 4, Precinct 39			City of Lansing, Ward 4, Precinct 39			
Election Day	145	2,002	Election Day	26		26
AV Counting Board	319	2,002	AV Counting Board	32		32
Total	464	2,002	Total	58		58
City of Lansing, Ward 4, Precinct 40			City of Lansing, Ward 4, Precinct 40			
Election Day	83	1,842	Election Day	23		23
AV Counting Board	231	1,842	AV Counting Board	28		28
Total	314	1,842	Total	51		51
City of Lansing, Ward 4, Precinct 41			City of Lansing, Ward 4, Precinct 41			
Election Day	171	1,876	Election Day	58		58
AV Counting Board	624	1,876	AV Counting Board	120		120
Total	795	1,876	Total	178		178
City of Lansing, Ward 4, Precinct 42			City of Lansing, Ward 4, Precinct 42			
Election Day	128	1,788	Election Day	54		54
AV Counting Board	318	1,788	AV Counting Board	67		67
Total	446	1,788	Total	121		121
City of Lansing, Ward 4, Precinct 43			City of Lansing, Ward 4, Precinct 43			
Election Day	127	1,605	Election Day	41		41
AV Counting Board	252	1,605	AV Counting Board	42		42
Total	379	1,605	Total	83		83
City of Lansing, Ward 4, Precinct 44			City of Lansing, Ward 4, Precinct 44			
Election Day	143	1,339	Election Day	34		34
AV Counting Board	349	1,339	AV Counting Board	40		40
Total	492	1,339	Total	74		74
Lansing Charter Township, Precinct 1			Lansing Charter Township, Precinct 1			
Election Day	89	1,091	Election Day	17		17
AV Counting Board	178	1,091	AV Counting Board	16		16
Total	267	1,091	Total	33		33
Lansing Charter Township, Precinct 2			Lansing Charter Township, Precinct 2			
Election Day	173	1,350	Election Day	48		48
AV Counting Board	324	1,350	AV Counting Board	37		37
Total	497	1,350	Total	85		85
Lansing Charter Township, Precinct 3			Lansing Charter Township, Precinct 3			
Election Day	90	1,642	Election Day	33		33
AV Counting Board	223	1,642	AV Counting Board	32		32
Total	313	1,642	Total	65		65

Lansing Charter Township, Precinct 4			Lansing Charter Township, Precinct 4			
Election Day	113	1,307	Election Day	40		40
AV Counting Board	245	1,307	AV Counting Board	35		35
Total	358	1,307	Total	75		75
Lansing Charter Township, Precinct 6			Lansing Charter Township, Precinct 6			
Election Day	89	1,335	Election Day	28		28
AV Counting Board	313	1,335	AV Counting Board	34		34
Total	402	1,335	Total	62		62
Leroy Township, Precinct 1			Leroy Township, Precinct 1			
Election Day	315	2,706	Election Day	241		241
AV Counting Board	542	2,706	AV Counting Board	195		195
Total	857	2,706	Total	436		436
City of Leslie, Precinct 1			City of Leslie, Precinct 1			
Election Day	423	1,450	Election Day	183		183
AV Counting Board	0	1,450	AV Counting Board	0		0
Total	423	1,450	Total	183		183
Leslie Township, Precinct 1			Leslie Township, Precinct 1			
Election Day	764	1,843	Election Day	379		379
AV Counting Board	0	1,843	AV Counting Board	0		0
Total	764	1,843	Total	379		379
Locke Township, Precinct 1			Locke Township, Precinct 1			
Election Day	548	1,426	Election Day	292		292
AV Counting Board	0	1,426	AV Counting Board	0		0
Total	548	1,426	Total	292		292
City of Mason, Precinct 1			City of Mason, Precinct 1			
Election Day	193	1,901	Election Day	102		102
AV Counting Board	601	1,901	AV Counting Board	158		158
Total	794	1,901	Total	260		260
City of Mason, Precinct 2			City of Mason, Precinct 2			
Election Day	144	2,089	Election Day	69		69
AV Counting Board	526	2,089	AV Counting Board	115		115
Total	670	2,089	Total	184		184
City of Mason, Precinct 3			City of Mason, Precinct 3			
Election Day	178	2,189	Election Day	94		94
AV Counting Board	614	2,189	AV Counting Board	167		167
Total	792	2,189	Total	261		261
Meridian Charter Township, Precinct 1			Meridian Charter Township, Precinct 1			
Election Day	204	1,635	Election Day	89		89
AV Counting Board	670	1,635	AV Counting Board	123		123
Total	874	1,635	Total	212		212

Meridian Charter Township, Precinct 2			Meridian Charter Township, Precinct 2			
Election Day	123	1,743	Election Day	48		48
AV Counting Board	470	1,743	AV Counting Board	72		72
Total	593	1,743	Total	120		120
Meridian Charter Township, Precinct 3			Meridian Charter Township, Precinct 3			
Election Day	88	1,524	Election Day	33		33
AV Counting Board	513	1,524	AV Counting Board	96		96
Total	601	1,524	Total	129		129
Meridian Charter Township, Precinct 4			Meridian Charter Township, Precinct 4			
Election Day	141	2,180	Election Day	62		62
AV Counting Board	701	2,180	AV Counting Board	140		140
Total	842	2,180	Total	202		202
Meridian Charter Township, Precinct 5			Meridian Charter Township, Precinct 5			
Election Day	172	1,669	Election Day	63		63
AV Counting Board	527	1,669	AV Counting Board	80		80
Total	699	1,669	Total	143		143
Meridian Charter Township, Precinct 6			Meridian Charter Township, Precinct 6			
Election Day	118	1,495	Election Day	47		47
AV Counting Board	428	1,495	AV Counting Board	71		71
Total	546	1,495	Total	118		118
Meridian Charter Township, Precinct 7			Meridian Charter Township, Precinct 7			
Election Day	108	1,843	Election Day	44		44
AV Counting Board	717	1,843	AV Counting Board	127		127
Total	825	1,843	Total	171		171
Meridian Charter Township, Precinct 8			Meridian Charter Township, Precinct 8			
Election Day	146	2,173	Election Day	50		50
AV Counting Board	688	2,173	AV Counting Board	96		96
Total	834	2,173	Total	146		146
Meridian Charter Township, Precinct 9			Meridian Charter Township, Precinct 9			
Election Day	131	1,657	Election Day	46		46
AV Counting Board	643	1,657	AV Counting Board	68		68
Total	774	1,657	Total	114		114
Meridian Charter Township, Precinct 10			Meridian Charter Township, Precinct 10			
Election Day	132	1,788	Election Day	50		50
AV Counting Board	693	1,788	AV Counting Board	95		95
Total	825	1,788	Total	145		145
Meridian Charter Township, Precinct 11			Meridian Charter Township, Precinct 11			
Election Day	56	1,213	Election Day	17		17
AV Counting Board	364	1,213	AV Counting Board	48		48
Total	420	1,213	Total	65		65

Meridian Charter Township, Precinct 12			Meridian Charter Township, Precinct 12			
Election Day	92	1,024	Election Day	25		25
AV Counting Board	281	1,024	AV Counting Board	33		33
Total	373	1,024	Total	58		58
Meridian Charter Township, Precinct 13			Meridian Charter Township, Precinct 13			
Election Day	111	1,363	Election Day	55		55
AV Counting Board	496	1,363	AV Counting Board	69		69
Total	607	1,363	Total	124		124
Meridian Charter Township, Precinct 14			Meridian Charter Township, Precinct 14			
Election Day	139	1,708	Election Day	59		59
AV Counting Board	569	1,708	AV Counting Board	108		108
Total	708	1,708	Total	167		167
Meridian Charter Township, Precinct 15			Meridian Charter Township, Precinct 15			
Election Day	124	1,615	Election Day	56		56
AV Counting Board	676	1,615	AV Counting Board	110		110
Total	800	1,615	Total	166		166
Meridian Charter Township, Precinct 17			Meridian Charter Township, Precinct 17			
Election Day	154	3,003	Election Day	51		51
AV Counting Board	954	3,003	AV Counting Board	122		122
Total	1,108	3,003	Total	173		173
Meridian Charter Township, Precinct 18			Meridian Charter Township, Precinct 18			
Election Day	133	1,671	Election Day	51		51
AV Counting Board	322	1,671	AV Counting Board	29		29
Total	455	1,671	Total	80		80
Meridian Charter Township, Precinct 19			Meridian Charter Township, Precinct 19			
Election Day	115	1,427	Election Day	33		33
AV Counting Board	518	1,427	AV Counting Board	95		95
Total	633	1,427	Total	128		128
Meridian Charter Township, Precinct 20			Meridian Charter Township, Precinct 20			
Election Day	104	1,750	Election Day	58		58
AV Counting Board	710	1,750	AV Counting Board	195		195
Total	814	1,750	Total	253		253
Onondaga Township, Precinct 1			Onondaga Township, Precinct 1			
Election Day	814	2,265	Election Day	448		448
AV Counting Board	0	2,265	AV Counting Board	0		0
Total	814	2,265	Total	448		448
Stockbridge Township, Precinct 1			Stockbridge Township, Precinct 1			
Election Day	176	1,594	Election Day	122		122
AV Counting Board	335	1,594	AV Counting Board	121		121
Total	511	1,594	Total	243		243

Stockbridge Township, Precinct 2			Stockbridge Township, Precinct 2			
Election Day	165	1,335	Election Day	123		123
AV Counting Board	190	1,335	AV Counting Board	58		58
Total	355	1,335	Total	181		181
Vevay Township, Precinct 1			Vevay Township, Precinct 1			
Election Day	325	2,997	Election Day	253		253
AV Counting Board	967	2,997	AV Counting Board	406		406
Total	1,292	2,997	Total	659		659
Wheatfield Township, Precinct 1			Wheatfield Township, Precinct 1			
Election Day	543	1,325	Election Day	258		258
AV Counting Board	0	1,325	AV Counting Board	0		0
Total	543	1,325	Total	258		258
White Oak Township, Precinct 1			White Oak Township, Precinct 1			
Election Day	281	923	Election Day	165		165
AV Counting Board	0	923	AV Counting Board	0		0
Total	281	923	Total	165		165
City of Williamston, Precinct 1			City of Williamston, Precinct 1			
Election Day	269	2,986	Election Day	161		161
AV Counting Board	857	2,986	AV Counting Board	211		211
Total	1,126	2,986	Total	372		372
Williamstown Township, Precinct 1			Williamstown Township, Precinct 1			
Election Day	310	2,388	Election Day	222		222
AV Counting Board	828	2,388	AV Counting Board	217		217
Total	1,138	2,388	Total	439		439
Williamstown Township, Precinct 2			Williamstown Township, Precinct 2			
Election Day	263	2,095	Election Day	177		177
AV Counting Board	736	2,095	AV Counting Board	206		206
Total	999	2,095	Total	383		383
Ingham County - Total	66,963	207,839	Ingham County - Total	16,740		16,740
County - Total	66,963	207,839	County - Total	16,740		16,740

Representative in Congress CD 8 (DEM) (Vote for 1)
DEM

Precinct	Times Cast	Registered Voters	Precinct	Elissa Slotkin (DEM)		Total Votes
County			**County**			
Ingham County			**Ingham County**			
Alaiedon Township, Precinct 1			Alaiedon Township, Precinct 1			
Election Day	344	844	Election Day	168		168
AV Counting Board	0	844	AV Counting Board	0		0
Total	344	844	Total	168		168
Alaiedon Township, Precinct 2			Alaiedon Township, Precinct 2			
Election Day	287	779	Election Day	143		143
AV Counting Board	0	779	AV Counting Board	0		0
Total	287	779	Total	143		143
Alaiedon Township, Precinct 3			Alaiedon Township, Precinct 3			
Election Day	352	824	Election Day	148		148
AV Counting Board	0	824	AV Counting Board	0		0
Total	352	824	Total	148		148
Aurelius Township, Precinct 1			Aurelius Township, Precinct 1			
Election Day	149	1,930	Election Day	35		35
AV Counting Board	539	1,930	AV Counting Board	265		265
Total	688	1,930	Total	300		300
Aurelius Township, Precinct 2			Aurelius Township, Precinct 2			
Election Day	117	1,435	Election Day	30		30
AV Counting Board	455	1,435	AV Counting Board	189		189
Total	572	1,435	Total	219		219
Bunker Hill Township, Precinct 1			Bunker Hill Township, Precinct 1			
Election Day	203	1,586	Election Day	47		47
AV Counting Board	303	1,586	AV Counting Board	118		118
Total	506	1,586	Total	165		165
Delhi Charter Township, Precinct 1			Delhi Charter Township, Precinct 1			
Election Day	170	2,325	Election Day	69		69
AV Counting Board	729	2,325	AV Counting Board	443		443
Total	899	2,325	Total	512		512
Delhi Charter Township, Precinct 2			Delhi Charter Township, Precinct 2			
Election Day	180	2,849	Election Day	78		78
AV Counting Board	705	2,849	AV Counting Board	444		444
Total	885	2,849	Total	522		522
Delhi Charter Township, Precinct 3			Delhi Charter Township, Precinct 3			
Election Day	191	2,602	Election Day	74		74
AV Counting Board	932	2,602	AV Counting Board	537		537
Total	1,123	2,602	Total	611		611

Delhi Charter Township, Precinct 4			Delhi Charter Township, Precinct 4			
Election Day	217	2,622	Election Day	95		95
AV Counting Board	698	2,622	AV Counting Board	437		437
Total	915	2,622	Total	532		532
Delhi Charter Township, Precinct 5			Delhi Charter Township, Precinct 5			
Election Day	140	2,210	Election Day	63		63
AV Counting Board	683	2,210	AV Counting Board	416		416
Total	823	2,210	Total	479		479
Delhi Charter Township, Precinct 6			Delhi Charter Township, Precinct 6			
Election Day	141	2,132	Election Day	63		63
AV Counting Board	492	2,132	AV Counting Board	333		333
Total	633	2,132	Total	396		396
Delhi Charter Township, Precinct 7			Delhi Charter Township, Precinct 7			
Election Day	142	1,823	Election Day	69		69
AV Counting Board	451	1,823	AV Counting Board	283		283
Total	593	1,823	Total	352		352
Delhi Charter Township, Precinct 8			Delhi Charter Township, Precinct 8			
Election Day	177	2,153	Election Day	67		67
AV Counting Board	750	2,153	AV Counting Board	459		459
Total	927	2,153	Total	526		526
Delhi Charter Township, Precinct 9			Delhi Charter Township, Precinct 9			
Election Day	150	2,301	Election Day	53		53
AV Counting Board	703	2,301	AV Counting Board	392		392
Total	853	2,301	Total	445		445
City of East Lansing, Precinct 1			City of East Lansing, Precinct 1			
Election Day	22	1,152	Election Day	22		22
AV Counting Board	28	1,152	AV Counting Board	22		22
Total	50	1,152	Total	44		44
City of East Lansing, Precinct 2			City of East Lansing, Precinct 2			
Election Day	103	1,390	Election Day	79		79
AV Counting Board	352	1,390	AV Counting Board	316		316
Total	455	1,390	Total	395		395
City of East Lansing, Precinct 3			City of East Lansing, Precinct 3			
Election Day	138	2,066	Election Day	103		103
AV Counting Board	692	2,066	AV Counting Board	609		609
Total	830	2,066	Total	712		712
City of East Lansing, Precinct 4			City of East Lansing, Precinct 4			
Election Day	162	2,220	Election Day	117		117
AV Counting Board	657	2,220	AV Counting Board	561		561
Total	819	2,220	Total	678		678
City of East Lansing, Precinct 5			City of East Lansing, Precinct 5			
Election Day	155	2,436	Election Day	109		109
AV Counting Board	657	2,436	AV Counting Board	537		537
Total	812	2,436	Total	646		646

City of East Lansing, Precinct 6			City of East Lansing, Precinct 6			
Election Day	82	1,129	Election Day	61		61
AV Counting Board	309	1,129	AV Counting Board	253		253
Total	391	1,129	Total	314		314
City of East Lansing, Precinct 7			City of East Lansing, Precinct 7			
Election Day	129	1,594	Election Day	76		76
AV Counting Board	471	1,594	AV Counting Board	334		334
Total	600	1,594	Total	410		410
City of East Lansing, Precinct 8			City of East Lansing, Precinct 8			
Election Day	73	1,006	Election Day	56		56
AV Counting Board	279	1,006	AV Counting Board	230		230
Total	352	1,006	Total	286		286
City of East Lansing, Precinct 9			City of East Lansing, Precinct 9			
Election Day	118	1,914	Election Day	100		100
AV Counting Board	389	1,914	AV Counting Board	351		351
Total	507	1,914	Total	451		451
City of East Lansing, Precinct 10			City of East Lansing, Precinct 10			
Election Day	78	1,776	Election Day	62		62
AV Counting Board	178	1,776	AV Counting Board	153		153
Total	256	1,776	Total	215		215
City of East Lansing, Precinct 11			City of East Lansing, Precinct 11			
Election Day	124	2,357	Election Day	83		83
AV Counting Board	817	2,357	AV Counting Board	653		653
Total	941	2,357	Total	736		736
City of East Lansing, Precinct 12			City of East Lansing, Precinct 12			
Election Day	16	1,140	Election Day	15		15
AV Counting Board	33	1,140	AV Counting Board	30		30
Total	49	1,140	Total	45		45
City of East Lansing, Precinct 13			City of East Lansing, Precinct 13			
Election Day	13	1,023	Election Day	11		11
AV Counting Board	29	1,023	AV Counting Board	26		26
Total	42	1,023	Total	37		37
City of East Lansing, Precinct 14			City of East Lansing, Precinct 14			
Election Day	9	797	Election Day	9		9
AV Counting Board	18	797	AV Counting Board	16		16
Total	27	797	Total	25		25
City of East Lansing, Precinct 15			City of East Lansing, Precinct 15			
Election Day	23	1,660	Election Day	21		21
AV Counting Board	56	1,660	AV Counting Board	48		48
Total	79	1,660	Total	69		69
City of East Lansing, Precinct 16			City of East Lansing, Precinct 16			
Election Day	81	1,043	Election Day	64		64
AV Counting Board	164	1,043	AV Counting Board	136		136
Total	245	1,043	Total	200		200

Ingham Township, Precinct 1			Ingham Township, Precinct 1			
Election Day	656	1,955	Election Day	251		251
AV Counting Board	0	1,955	AV Counting Board	0		0
Total	656	1,955	Total	251		251
City of Lansing, Ward 1, Precinct 1			City of Lansing, Ward 1, Precinct 1			
Election Day	140	2,359	Election Day	74		74
AV Counting Board	371	2,359	AV Counting Board	255		255
Total	511	2,359	Total	329		329
City of Lansing, Ward 1, Precinct 2			City of Lansing, Ward 1, Precinct 2			
Election Day	128	2,358	Election Day	82		82
AV Counting Board	281	2,358	AV Counting Board	228		228
Total	409	2,358	Total	310		310
City of Lansing, Ward 1, Precinct 3			City of Lansing, Ward 1, Precinct 3			
Election Day	167	1,421	Election Day	87		87
AV Counting Board	576	1,421	AV Counting Board	403		403
Total	743	1,421	Total	490		490
City of Lansing, Ward 1, Precinct 4			City of Lansing, Ward 1, Precinct 4			
Election Day	167	1,769	Election Day	124		124
AV Counting Board	425	1,769	AV Counting Board	330		330
Total	592	1,769	Total	454		454
City of Lansing, Ward 1, Precinct 5			City of Lansing, Ward 1, Precinct 5			
Election Day	136	1,786	Election Day	110		110
AV Counting Board	370	1,786	AV Counting Board	318		318
Total	506	1,786	Total	428		428
City of Lansing, Ward 1, Precinct 6			City of Lansing, Ward 1, Precinct 6			
Election Day	91	2,242	Election Day	73		73
AV Counting Board	302	2,242	AV Counting Board	256		256
Total	393	2,242	Total	329		329
City of Lansing, Ward 1, Precinct 7			City of Lansing, Ward 1, Precinct 7			
Election Day	148	2,094	Election Day	125		125
AV Counting Board	367	2,094	AV Counting Board	289		289
Total	515	2,094	Total	414		414
City of Lansing, Ward 1, Precinct 8			City of Lansing, Ward 1, Precinct 8			
Election Day	133	2,085	Election Day	89		89
AV Counting Board	331	2,085	AV Counting Board	265		265
Total	464	2,085	Total	354		354
City of Lansing, Ward 1, Precinct 9			City of Lansing, Ward 1, Precinct 9			
Election Day	102	2,166	Election Day	65		65
AV Counting Board	290	2,166	AV Counting Board	217		217
Total	392	2,166	Total	282		282
City of Lansing, Ward 1, Precinct 10			City of Lansing, Ward 1, Precinct 10			
Election Day	49	823	Election Day	39		39
AV Counting Board	190	823	AV Counting Board	156		156
Total	239	823	Total	195		195

City of Lansing, Ward 1, Precinct 45			City of Lansing, Ward 1, Precinct 45			
Election Day	110	1,567	Election Day	78		78
AV Counting Board	441	1,567	AV Counting Board	331		331
Total	551	1,567	Total	409		409
City of Lansing, Ward 2, Precinct 11			City of Lansing, Ward 2, Precinct 11			
Election Day	118	2,110	Election Day	62		62
AV Counting Board	425	2,110	AV Counting Board	306		306
Total	543	2,110	Total	368		368
City of Lansing, Ward 2, Precinct 12			City of Lansing, Ward 2, Precinct 12			
Election Day	174	2,113	Election Day	101		101
AV Counting Board	494	2,113	AV Counting Board	385		385
Total	668	2,113	Total	486		486
City of Lansing, Ward 2, Precinct 13			City of Lansing, Ward 2, Precinct 13			
Election Day	106	2,046	Election Day	68		68
AV Counting Board	426	2,046	AV Counting Board	295		295
Total	532	2,046	Total	363		363
City of Lansing, Ward 2, Precinct 14			City of Lansing, Ward 2, Precinct 14			
Election Day	110	1,956	Election Day	64		64
AV Counting Board	576	1,956	AV Counting Board	363		363
Total	686	1,956	Total	427		427
City of Lansing, Ward 2, Precinct 15			City of Lansing, Ward 2, Precinct 15			
Election Day	120	1,414	Election Day	76		76
AV Counting Board	454	1,414	AV Counting Board	363		363
Total	574	1,414	Total	439		439
City of Lansing, Ward 2, Precinct 16			City of Lansing, Ward 2, Precinct 16			
Election Day	134	2,489	Election Day	93		93
AV Counting Board	293	2,489	AV Counting Board	254		254
Total	427	2,489	Total	347		347
City of Lansing, Ward 2, Precinct 17			City of Lansing, Ward 2, Precinct 17			
Election Day	139	1,586	Election Day	86		86
AV Counting Board	360	1,586	AV Counting Board	235		235
Total	499	1,586	Total	321		321
City of Lansing, Ward 2, Precinct 18			City of Lansing, Ward 2, Precinct 18			
Election Day	46	1,349	Election Day	27		27
AV Counting Board	180	1,349	AV Counting Board	138		138
Total	226	1,349	Total	165		165
City of Lansing, Ward 2, Precinct 19			City of Lansing, Ward 2, Precinct 19			
Election Day	115	2,446	Election Day	52		52
AV Counting Board	458	2,446	AV Counting Board	324		324
Total	573	2,446	Total	376		376
City of Lansing, Ward 2, Precinct 20			City of Lansing, Ward 2, Precinct 20			
Election Day	86	2,205	Election Day	62		62
AV Counting Board	357	2,205	AV Counting Board	237		237
Total	443	2,205	Total	299		299

City of Lansing, Ward 2, Precinct 21			City of Lansing, Ward 2, Precinct 21			
Election Day	137	2,048	Election Day	98		98
AV Counting Board	542	2,048	AV Counting Board	412		412
Total	679	2,048	Total	510		510
City of Lansing, Ward 3, Precinct 24			City of Lansing, Ward 3, Precinct 24			
Election Day	75	1,854	Election Day	51		51
AV Counting Board	419	1,854	AV Counting Board	290		290
Total	494	1,854	Total	341		341
City of Lansing, Ward 3, Precinct 25			City of Lansing, Ward 3, Precinct 25			
Election Day	77	2,070	Election Day	56		56
AV Counting Board	388	2,070	AV Counting Board	294		294
Total	465	2,070	Total	350		350
City of Lansing, Ward 3, Precinct 26			City of Lansing, Ward 3, Precinct 26			
Election Day	118	2,190	Election Day	74		74
AV Counting Board	363	2,190	AV Counting Board	283		283
Total	481	2,190	Total	357		357
City of Lansing, Ward 3, Precinct 27			City of Lansing, Ward 3, Precinct 27			
Election Day	78	2,230	Election Day	47		47
AV Counting Board	346	2,230	AV Counting Board	259		259
Total	424	2,230	Total	306		306
City of Lansing, Ward 3, Precinct 28			City of Lansing, Ward 3, Precinct 28			
Election Day	110	2,109	Election Day	71		71
AV Counting Board	447	2,109	AV Counting Board	342		342
Total	557	2,109	Total	413		413
City of Lansing, Ward 3, Precinct 29			City of Lansing, Ward 3, Precinct 29			
Election Day	112	2,406	Election Day	88		88
AV Counting Board	529	2,406	AV Counting Board	422		422
Total	641	2,406	Total	510		510
City of Lansing, Ward 3, Precinct 30			City of Lansing, Ward 3, Precinct 30			
Election Day	139	2,494	Election Day	106		106
AV Counting Board	579	2,494	AV Counting Board	426		426
Total	718	2,494	Total	532		532
City of Lansing, Ward 3, Precinct 31			City of Lansing, Ward 3, Precinct 31			
Election Day	136	2,030	Election Day	103		103
AV Counting Board	740	2,030	AV Counting Board	531		531
Total	876	2,030	Total	634		634
City of Lansing, Ward 4, Precinct 32			City of Lansing, Ward 4, Precinct 32			
Election Day	117	1,497	Election Day	71		71
AV Counting Board	498	1,497	AV Counting Board	353		353
Total	615	1,497	Total	424		424
City of Lansing, Ward 4, Precinct 33			City of Lansing, Ward 4, Precinct 33			
Election Day	95	1,431	Election Day	58		58
AV Counting Board	556	1,431	AV Counting Board	428		428
Total	651	1,431	Total	486		486

City of Lansing, Ward 4, Precinct 34			City of Lansing, Ward 4, Precinct 34			
Election Day	83	1,178	Election Day	43		43
AV Counting Board	240	1,178	AV Counting Board	192		192
Total	323	1,178	Total	235		235
City of Lansing, Ward 4, Precinct 35			City of Lansing, Ward 4, Precinct 35			
Election Day	122	2,367	Election Day	94		94
AV Counting Board	347	2,367	AV Counting Board	294		294
Total	469	2,367	Total	388		388
City of Lansing, Ward 4, Precinct 36			City of Lansing, Ward 4, Precinct 36			
Election Day	113	1,550	Election Day	96		96
AV Counting Board	382	1,550	AV Counting Board	351		351
Total	495	1,550	Total	447		447
City of Lansing, Ward 4, Precinct 37			City of Lansing, Ward 4, Precinct 37			
Election Day	123	1,483	Election Day	98		98
AV Counting Board	483	1,483	AV Counting Board	435		435
Total	606	1,483	Total	533		533
City of Lansing, Ward 4, Precinct 38			City of Lansing, Ward 4, Precinct 38			
Election Day	116	2,275	Election Day	93		93
AV Counting Board	391	2,275	AV Counting Board	321		321
Total	507	2,275	Total	414		414
City of Lansing, Ward 4, Precinct 39			City of Lansing, Ward 4, Precinct 39			
Election Day	145	2,002	Election Day	110		110
AV Counting Board	319	2,002	AV Counting Board	264		264
Total	464	2,002	Total	374		374
City of Lansing, Ward 4, Precinct 40			City of Lansing, Ward 4, Precinct 40			
Election Day	83	1,842	Election Day	55		55
AV Counting Board	231	1,842	AV Counting Board	183		183
Total	314	1,842	Total	238		238
City of Lansing, Ward 4, Precinct 41			City of Lansing, Ward 4, Precinct 41			
Election Day	171	1,876	Election Day	101		101
AV Counting Board	624	1,876	AV Counting Board	446		446
Total	795	1,876	Total	547		547
City of Lansing, Ward 4, Precinct 42			City of Lansing, Ward 4, Precinct 42			
Election Day	128	1,788	Election Day	67		67
AV Counting Board	318	1,788	AV Counting Board	207		207
Total	446	1,788	Total	274		274
City of Lansing, Ward 4, Precinct 43			City of Lansing, Ward 4, Precinct 43			
Election Day	127	1,605	Election Day	82		82
AV Counting Board	252	1,605	AV Counting Board	181		181
Total	379	1,605	Total	263		263
City of Lansing, Ward 4, Precinct 44			City of Lansing, Ward 4, Precinct 44			
Election Day	143	1,339	Election Day	104		104
AV Counting Board	349	1,339	AV Counting Board	277		277
Total	492	1,339	Total	381		381

Lansing Charter Township, Precinct 1			Lansing Charter Township, Precinct 1			
Election Day	89	1,091	Election Day	69		69
AV Counting Board	178	1,091	AV Counting Board	154		154
Total	267	1,091	Total	223		223
Lansing Charter Township, Precinct 2			Lansing Charter Township, Precinct 2			
Election Day	173	1,350	Election Day	122		122
AV Counting Board	324	1,350	AV Counting Board	248		248
Total	497	1,350	Total	370		370
Lansing Charter Township, Precinct 3			Lansing Charter Township, Precinct 3			
Election Day	90	1,642	Election Day	55		55
AV Counting Board	223	1,642	AV Counting Board	168		168
Total	313	1,642	Total	223		223
Lansing Charter Township, Precinct 4			Lansing Charter Township, Precinct 4			
Election Day	113	1,307	Election Day	66		66
AV Counting Board	245	1,307	AV Counting Board	186		186
Total	358	1,307	Total	252		252
Lansing Charter Township, Precinct 6			Lansing Charter Township, Precinct 6			
Election Day	89	1,335	Election Day	56		56
AV Counting Board	313	1,335	AV Counting Board	229		229
Total	402	1,335	Total	285		285
Leroy Township, Precinct 1			Leroy Township, Precinct 1			
Election Day	315	2,706	Election Day	60		60
AV Counting Board	542	2,706	AV Counting Board	260		260
Total	857	2,706	Total	320		320
City of Leslie, Precinct 1			City of Leslie, Precinct 1			
Election Day	423	1,450	Election Day	181		181
AV Counting Board	0	1,450	AV Counting Board	0		0
Total	423	1,450	Total	181		181
Leslie Township, Precinct 1			Leslie Township, Precinct 1			
Election Day	764	1,843	Election Day	276		276
AV Counting Board	0	1,843	AV Counting Board	0		0
Total	764	1,843	Total	276		276
Locke Township, Precinct 1			Locke Township, Precinct 1			
Election Day	548	1,426	Election Day	164		164
AV Counting Board	0	1,426	AV Counting Board	0		0
Total	548	1,426	Total	164		164
City of Mason, Precinct 1			City of Mason, Precinct 1			
Election Day	193	1,901	Election Day	80		80
AV Counting Board	601	1,901	AV Counting Board	358		358
Total	794	1,901	Total	438		438
City of Mason, Precinct 2			City of Mason, Precinct 2			
Election Day	144	2,089	Election Day	71		71
AV Counting Board	526	2,089	AV Counting Board	326		326
Total	670	2,089	Total	397		397

City of Mason, Precinct 3			City of Mason, Precinct 3			
Election Day	178	2,189	Election Day	74		74
AV Counting Board	614	2,189	AV Counting Board	365		365
Total	792	2,189	Total	439		439
Meridian Charter Township, Precinct 1			Meridian Charter Township, Precinct 1			
Election Day	204	1,635	Election Day	106		106
AV Counting Board	670	1,635	AV Counting Board	475		475
Total	874	1,635	Total	581		581
Meridian Charter Township, Precinct 2			Meridian Charter Township, Precinct 2			
Election Day	123	1,743	Election Day	73		73
AV Counting Board	470	1,743	AV Counting Board	362		362
Total	593	1,743	Total	435		435
Meridian Charter Township, Precinct 3			Meridian Charter Township, Precinct 3			
Election Day	88	1,524	Election Day	50		50
AV Counting Board	513	1,524	AV Counting Board	382		382
Total	601	1,524	Total	432		432
Meridian Charter Township, Precinct 4			Meridian Charter Township, Precinct 4			
Election Day	141	2,180	Election Day	76		76
AV Counting Board	701	2,180	AV Counting Board	495		495
Total	842	2,180	Total	571		571
Meridian Charter Township, Precinct 5			Meridian Charter Township, Precinct 5			
Election Day	172	1,669	Election Day	103		103
AV Counting Board	527	1,669	AV Counting Board	383		383
Total	699	1,669	Total	486		486
Meridian Charter Township, Precinct 6			Meridian Charter Township, Precinct 6			
Election Day	118	1,495	Election Day	67		67
AV Counting Board	428	1,495	AV Counting Board	307		307
Total	546	1,495	Total	374		374
Meridian Charter Township, Precinct 7			Meridian Charter Township, Precinct 7			
Election Day	108	1,843	Election Day	55		55
AV Counting Board	717	1,843	AV Counting Board	508		508
Total	825	1,843	Total	563		563
Meridian Charter Township, Precinct 8			Meridian Charter Township, Precinct 8			
Election Day	146	2,173	Election Day	87		87
AV Counting Board	688	2,173	AV Counting Board	531		531
Total	834	2,173	Total	618		618
Meridian Charter Township, Precinct 9			Meridian Charter Township, Precinct 9			
Election Day	131	1,657	Election Day	75		75
AV Counting Board	643	1,657	AV Counting Board	511		511
Total	774	1,657	Total	586		586
Meridian Charter Township, Precinct 10			Meridian Charter Township, Precinct 10			
Election Day	132	1,788	Election Day	78		78
AV Counting Board	693	1,788	AV Counting Board	537		537
Total	825	1,788	Total	615		615

Meridian Charter Township, Precinct 11			Meridian Charter Township, Precinct 11			
Election Day	56	1,213	Election Day	38		38
AV Counting Board	364	1,213	AV Counting Board	293		293
Total	420	1,213	Total	331		331
Meridian Charter Township, Precinct 12			Meridian Charter Township, Precinct 12			
Election Day	92	1,024	Election Day	65		65
AV Counting Board	281	1,024	AV Counting Board	219		219
Total	373	1,024	Total	284		284
Meridian Charter Township, Precinct 13			Meridian Charter Township, Precinct 13			
Election Day	111	1,363	Election Day	49		49
AV Counting Board	496	1,363	AV Counting Board	384		384
Total	607	1,363	Total	433		433
Meridian Charter Township, Precinct 14			Meridian Charter Township, Precinct 14			
Election Day	139	1,708	Election Day	75		75
AV Counting Board	569	1,708	AV Counting Board	402		402
Total	708	1,708	Total	477		477
Meridian Charter Township, Precinct 15			Meridian Charter Township, Precinct 15			
Election Day	124	1,615	Election Day	62		62
AV Counting Board	676	1,615	AV Counting Board	498		498
Total	800	1,615	Total	560		560
Meridian Charter Township, Precinct 17			Meridian Charter Township, Precinct 17			
Election Day	154	3,003	Election Day	95		95
AV Counting Board	954	3,003	AV Counting Board	729		729
Total	1,108	3,003	Total	824		824
Meridian Charter Township, Precinct 18			Meridian Charter Township, Precinct 18			
Election Day	133	1,671	Election Day	79		79
AV Counting Board	322	1,671	AV Counting Board	259		259
Total	455	1,671	Total	338		338
Meridian Charter Township, Precinct 19			Meridian Charter Township, Precinct 19			
Election Day	115	1,427	Election Day	77		77
AV Counting Board	518	1,427	AV Counting Board	379		379
Total	633	1,427	Total	456		456
Meridian Charter Township, Precinct 20			Meridian Charter Township, Precinct 20			
Election Day	104	1,750	Election Day	45		45
AV Counting Board	710	1,750	AV Counting Board	458		458
Total	814	1,750	Total	503		503
Onondaga Township, Precinct 1			Onondaga Township, Precinct 1			
Election Day	814	2,265	Election Day	229		229
AV Counting Board	0	2,265	AV Counting Board	0		0
Total	814	2,265	Total	229		229
Stockbridge Township, Precinct 1			Stockbridge Township, Precinct 1			
Election Day	176	1,594	Election Day	46		46
AV Counting Board	335	1,594	AV Counting Board	158		158
Total	511	1,594	Total	204		204

Stockbridge Township, Precinct 2			Stockbridge Township, Precinct 2			
Election Day	165	1,335	Election Day	33		33
AV Counting Board	190	1,335	AV Counting Board	94		94
Total	355	1,335	Total	127		127
Vevay Township, Precinct 1			Vevay Township, Precinct 1			
Election Day	325	2,997	Election Day	52		52
AV Counting Board	967	2,997	AV Counting Board	364		364
Total	1,292	2,997	Total	416		416
Wheatfield Township, Precinct 1			Wheatfield Township, Precinct 1			
Election Day	543	1,325	Election Day	206		206
AV Counting Board	0	1,325	AV Counting Board	0		0
Total	543	1,325	Total	206		206
White Oak Township, Precinct 1			White Oak Township, Precinct 1			
Election Day	281	923	Election Day	87		87
AV Counting Board	0	923	AV Counting Board	0		0
Total	281	923	Total	87		87
City of Williamston, Precinct 1			City of Williamston, Precinct 1			
Election Day	269	2,986	Election Day	90		90
AV Counting Board	857	2,986	AV Counting Board	514		514
Total	1,126	2,986	Total	604		604
Williamstown Township, Precinct 1			Williamstown Township, Precinct 1			
Election Day	310	2,388	Election Day	68		68
AV Counting Board	828	2,388	AV Counting Board	425		425
Total	1,138	2,388	Total	493		493
Williamstown Township, Precinct 2			Williamstown Township, Precinct 2			
Election Day	263	2,095	Election Day	80		80
AV Counting Board	736	2,095	AV Counting Board	416		416
Total	999	2,095	Total	496		496
Ingham County - Total	66,963	207,839	Ingham County - Total	43,471		43,471
County - Total	66,963	207,839	County - Total	43,471		43,471

Representative in Congress CD 8 (REP) (Vote for 1)
REP

Precinct	Times Cast	Registered Voters	Precinct	Mike Detmer (REP)	Alan T. Hoover (REP)	Paul Junge (REP)	Kristina Lyke (REP)	Total Votes
County			**County**					
Ingham County			**Ingham County**					
Alaiedon Township, Precinct 1			Alaiedon Township, Precinct 1					
Election Day	344	844	Election Day	40	7	67	24	138
AV Counting Board	0	844	AV Counting Board	0	0	0	0	0
Total	344	844	Total	40	7	67	24	138
Alaiedon Township, Precinct 2			Alaiedon Township, Precinct 2					
Election Day	287	779	Election Day	18	14	46	27	105
AV Counting Board	0	779	AV Counting Board	0	0	0	0	0
Total	287	779	Total	18	14	46	27	105
Alaiedon Township, Precinct 3			Alaiedon Township, Precinct 3					
Election Day	352	824	Election Day	26	18	76	37	157
AV Counting Board	0	824	AV Counting Board	0	0	0	0	0
Total	352	824	Total	26	18	76	37	157
Aurelius Township, Precinct 1			Aurelius Township, Precinct 1					
Election Day	149	1,930	Election Day	29	12	30	33	104
AV Counting Board	539	1,930	AV Counting Board	35	15	82	52	184
Total	688	1,930	Total	64	27	112	85	288
Aurelius Township, Precinct 2			Aurelius Township, Precinct 2					
Election Day	117	1,435	Election Day	25	7	26	17	75
AV Counting Board	455	1,435	AV Counting Board	60	25	50	44	179
Total	572	1,435	Total	85	32	76	61	254
Bunker Hill Township, Precinct 1			Bunker Hill Township, Precinct 1					
Election Day	203	1,586	Election Day	38	24	50	29	141
AV Counting Board	303	1,586	AV Counting Board	15	25	53	32	125
Total	506	1,586	Total	53	49	103	61	266
Delhi Charter Township, Precinct 1			Delhi Charter Township, Precinct 1					
Election Day	170	2,325	Election Day	11	10	51	18	90
AV Counting Board	729	2,325	AV Counting Board	34	17	101	29	181
Total	899	2,325	Total	45	27	152	47	271
Delhi Charter Township, Precinct 2			Delhi Charter Township, Precinct 2					
Election Day	180	2,849	Election Day	24	9	34	19	86
AV Counting Board	705	2,849	AV Counting Board	40	24	52	24	140
Total	885	2,849	Total	64	33	86	43	226
Delhi Charter Township, Precinct 3			Delhi Charter Township, Precinct 3					
Election Day	191	2,602	Election Day	25	8	42	29	104
AV Counting Board	932	2,602	AV Counting Board	51	24	93	49	217
Total	1,123	2,602	Total	76	32	135	78	321
Delhi Charter Township, Precinct 4			Delhi Charter Township, Precinct 4					
Election Day	217	2,622	Election Day	31	18	34	31	114
AV Counting Board	698	2,622	AV Counting Board	30	18	61	40	149
Total	915	2,622	Total	61	36	95	71	263
Delhi Charter Township, Precinct 5			Delhi Charter Township, Precinct 5					
Election Day	140	2,210	Election Day	13	9	34	14	70
AV Counting Board	683	2,210	AV Counting Board	24	14	95	40	173
Total	823	2,210	Total	37	23	129	54	243

Representative in Congress CD 8 (REP) (Vote for 1)
REP

Precinct	Times Cast	Registered Voters	Precinct	Mike Detmer (REP)	Alan T. Hoover (REP)	Paul Junge (REP)	Kristina Lyke (REP)	Total Votes
Delhi Charter Township, Precinct 6			Delhi Charter Township, Precinct 6					
Election Day	141	2,132	Election Day	19	4	16	21	60
AV Counting Board	492	2,132	AV Counting Board	22	6	61	24	113
Total	633	2,132	Total	41	10	77	45	173
Delhi Charter Township, Precinct 7			Delhi Charter Township, Precinct 7					
Election Day	142	1,823	Election Day	19	8	28	16	71
AV Counting Board	451	1,823	AV Counting Board	12	3	45	29	89
Total	593	1,823	Total	31	11	73	45	160
Delhi Charter Township, Precinct 8			Delhi Charter Township, Precinct 8					
Election Day	177	2,153	Election Day	18	19	41	25	103
AV Counting Board	750	2,153	AV Counting Board	25	22	86	52	185
Total	927	2,153	Total	43	41	127	77	288
Delhi Charter Township, Precinct 9			Delhi Charter Township, Precinct 9					
Election Day	150	2,301	Election Day	18	10	36	26	90
AV Counting Board	703	2,301	AV Counting Board	37	15	90	52	194
Total	853	2,301	Total	55	25	126	78	284
City of East Lansing, Precinct 1			City of East Lansing, Precinct 1					
Election Day	22	1,152	Election Day	0	0	0	0	0
AV Counting Board	28	1,152	AV Counting Board	0	0	1	1	2
Total	50	1,152	Total	0	0	1	1	2
City of East Lansing, Precinct 2			City of East Lansing, Precinct 2					
Election Day	103	1,390	Election Day	7	3	5	7	22
AV Counting Board	352	1,390	AV Counting Board	4	2	6	5	17
Total	455	1,390	Total	11	5	11	12	39
City of East Lansing, Precinct 3			City of East Lansing, Precinct 3					
Election Day	138	2,066	Election Day	7	1	15	6	29
AV Counting Board	692	2,066	AV Counting Board	9	5	25	16	55
Total	830	2,066	Total	16	6	40	22	84
City of East Lansing, Precinct 4			City of East Lansing, Precinct 4					
Election Day	162	2,220	Election Day	11	3	18	8	40
AV Counting Board	657	2,220	AV Counting Board	11	2	35	15	63
Total	819	2,220	Total	22	5	53	23	103
City of East Lansing, Precinct 5			City of East Lansing, Precinct 5					
Election Day	155	2,436	Election Day	10	4	15	14	43
AV Counting Board	657	2,436	AV Counting Board	9	7	38	27	81
Total	812	2,436	Total	19	11	53	41	124
City of East Lansing, Precinct 6			City of East Lansing, Precinct 6					
Election Day	82	1,129	Election Day	5	3	8	4	20
AV Counting Board	309	1,129	AV Counting Board	9	1	17	14	41
Total	391	1,129	Total	14	4	25	18	61
City of East Lansing, Precinct 7			City of East Lansing, Precinct 7					
Election Day	129	1,594	Election Day	3	4	25	12	44
AV Counting Board	471	1,594	AV Counting Board	16	8	52	22	98
Total	600	1,594	Total	19	12	77	34	142

Representative in Congress CD 8 (REP) (Vote for 1)
REP

Precinct	Times Cast	Registered Voters	Precinct	Mike Detmer (REP)	Alan T. Hoover (REP)	Paul Junge (REP)	Kristina Lyke (REP)	Total Votes
City of East Lansing, Precinct 8			City of East Lansing, Precinct 8					
Election Day	73	1,006	Election Day	2	3	3	6	14
AV Counting Board	279	1,006	AV Counting Board	3	3	16	10	32
Total	352	1,006	Total	5	6	19	16	46
City of East Lansing, Precinct 9			City of East Lansing, Precinct 9					
Election Day	118	1,914	Election Day	5	0	3	2	10
AV Counting Board	389	1,914	AV Counting Board	3	0	6	10	19
Total	507	1,914	Total	8	0	9	12	29
City of East Lansing, Precinct 10			City of East Lansing, Precinct 10					
Election Day	78	1,776	Election Day	3	4	4	3	14
AV Counting Board	178	1,776	AV Counting Board	1	1	7	5	14
Total	256	1,776	Total	4	5	11	8	28
City of East Lansing, Precinct 11			City of East Lansing, Precinct 11					
Election Day	124	2,357	Election Day	8	6	13	6	33
AV Counting Board	817	2,357	AV Counting Board	18	8	43	25	94
Total	941	2,357	Total	26	14	56	31	127
City of East Lansing, Precinct 12			City of East Lansing, Precinct 12					
Election Day	16	1,140	Election Day	0	1	0	0	1
AV Counting Board	33	1,140	AV Counting Board	0	0	1	1	2
Total	49	1,140	Total	0	1	1	1	3
City of East Lansing, Precinct 13			City of East Lansing, Precinct 13					
Election Day	13	1,023	Election Day	0	0	0	0	0
AV Counting Board	29	1,023	AV Counting Board	1	0	0	0	1
Total	42	1,023	Total	1	0	0	0	1
City of East Lansing, Precinct 14			City of East Lansing, Precinct 14					
Election Day	9	797	Election Day	0	0	0	0	0
AV Counting Board	18	797	AV Counting Board	1	1	0	0	2
Total	27	797	Total	1	1	0	0	2
City of East Lansing, Precinct 15			City of East Lansing, Precinct 15					
Election Day	23	1,660	Election Day	1	0	1	0	2
AV Counting Board	56	1,660	AV Counting Board	1	0	0	4	5
Total	79	1,660	Total	2	0	1	4	7
City of East Lansing, Precinct 16			City of East Lansing, Precinct 16					
Election Day	81	1,043	Election Day	2	3	5	1	11
AV Counting Board	164	1,043	AV Counting Board	3	3	9	1	16
Total	245	1,043	Total	5	6	14	2	27
Ingham Township, Precinct 1			Ingham Township, Precinct 1					
Election Day	656	1,955	Election Day	91	21	104	101	317
AV Counting Board	0	1,955	AV Counting Board	0	0	0	0	0
Total	656	1,955	Total	91	21	104	101	317
City of Lansing, Ward 1, Precinct 1			City of Lansing, Ward 1, Precinct 1					
Election Day	140	2,359	Election Day	14	10	23	12	59
AV Counting Board	371	2,359	AV Counting Board	15	5	24	22	66
Total	511	2,359	Total	29	15	47	34	125

Representative in Congress CD 8 (REP) (Vote for 1)
REP

Precinct	Times Cast	Registered Voters	Precinct	Mike Detmer (REP)	Alan T. Hoover (REP)	Paul Junge (REP)	Kristina Lyke (REP)	Total Votes
City of Lansing, Ward 1, Precinct 2			City of Lansing, Ward 1, Precinct 2					
Election Day	128	2,358	Election Day	14	7	11	7	39
AV Counting Board	281	2,358	AV Counting Board	2	8	9	12	31
Total	409	2,358	Total	16	15	20	19	70
City of Lansing, Ward 1, Precinct 3			City of Lansing, Ward 1, Precinct 3					
Election Day	167	1,421	Election Day	12	13	37	11	73
AV Counting Board	576	1,421	AV Counting Board	20	10	57	29	116
Total	743	1,421	Total	32	23	94	40	189
City of Lansing, Ward 1, Precinct 4			City of Lansing, Ward 1, Precinct 4					
Election Day	167	1,769	Election Day	11	3	14	9	37
AV Counting Board	425	1,769	AV Counting Board	14	6	18	19	57
Total	592	1,769	Total	25	9	32	28	94
City of Lansing, Ward 1, Precinct 5			City of Lansing, Ward 1, Precinct 5					
Election Day	136	1,786	Election Day	4	4	7	3	18
AV Counting Board	370	1,786	AV Counting Board	7	4	8	5	24
Total	506	1,786	Total	11	8	15	8	42
City of Lansing, Ward 1, Precinct 6			City of Lansing, Ward 1, Precinct 6					
Election Day	91	2,242	Election Day	5	2	3	4	14
AV Counting Board	302	2,242	AV Counting Board	6	5	8	3	22
Total	393	2,242	Total	11	7	11	7	36
City of Lansing, Ward 1, Precinct 7			City of Lansing, Ward 1, Precinct 7					
Election Day	148	2,094	Election Day	7	1	4	9	21
AV Counting Board	367	2,094	AV Counting Board	6	6	21	11	44
Total	515	2,094	Total	13	7	25	20	65
City of Lansing, Ward 1, Precinct 8			City of Lansing, Ward 1, Precinct 8					
Election Day	133	2,085	Election Day	11	6	13	11	41
AV Counting Board	331	2,085	AV Counting Board	11	4	13	7	35
Total	464	2,085	Total	22	10	26	18	76
City of Lansing, Ward 1, Precinct 9			City of Lansing, Ward 1, Precinct 9					
Election Day	102	2,166	Election Day	14	6	8	8	36
AV Counting Board	290	2,166	AV Counting Board	15	8	13	9	45
Total	392	2,166	Total	29	14	21	17	81
City of Lansing, Ward 1, Precinct 10			City of Lansing, Ward 1, Precinct 10					
Election Day	49	823	Election Day	2	0	5	2	9
AV Counting Board	190	823	AV Counting Board	3	2	6	5	16
Total	239	823	Total	5	2	11	7	25
City of Lansing, Ward 1, Precinct 45			City of Lansing, Ward 1, Precinct 45					
Election Day	110	1,567	Election Day	8	2	14	6	30
AV Counting Board	441	1,567	AV Counting Board	13	8	40	18	79
Total	551	1,567	Total	21	10	54	24	109
City of Lansing, Ward 2, Precinct 11			City of Lansing, Ward 2, Precinct 11					
Election Day	118	2,110	Election Day	16	5	12	12	45
AV Counting Board	425	2,110	AV Counting Board	22	5	22	20	69
Total	543	2,110	Total	38	10	34	32	114

Representative in Congress CD 8 (REP) (Vote for 1)
REP

Precinct	Times Cast	Registered Voters	Precinct	Mike Detmer (REP)	Alan T. Hoover (REP)	Paul Junge (REP)	Kristina Lyke (REP)	Total Votes
City of Lansing, Ward 2, Precinct 12			City of Lansing, Ward 2, Precinct 12					
Election Day	174	2,113	Election Day	28	13	14	17	72
AV Counting Board	494	2,113	AV Counting Board	21	11	26	20	78
Total	668	2,113	Total	49	24	40	37	150
City of Lansing, Ward 2, Precinct 13			City of Lansing, Ward 2, Precinct 13					
Election Day	106	2,046	Election Day	3	4	15	10	32
AV Counting Board	426	2,046	AV Counting Board	21	11	35	15	82
Total	532	2,046	Total	24	15	50	25	114
City of Lansing, Ward 2, Precinct 14			City of Lansing, Ward 2, Precinct 14					
Election Day	110	1,956	Election Day	11	4	11	16	42
AV Counting Board	576	1,956	AV Counting Board	31	8	62	30	131
Total	686	1,956	Total	42	12	73	46	173
City of Lansing, Ward 2, Precinct 15			City of Lansing, Ward 2, Precinct 15					
Election Day	120	1,414	Election Day	16	10	12	6	44
AV Counting Board	454	1,414	AV Counting Board	14	2	26	21	63
Total	574	1,414	Total	30	12	38	27	107
City of Lansing, Ward 2, Precinct 16			City of Lansing, Ward 2, Precinct 16					
Election Day	134	2,489	Election Day	14	7	8	5	34
AV Counting Board	293	2,489	AV Counting Board	2	3	8	4	17
Total	427	2,489	Total	16	10	16	9	51
City of Lansing, Ward 2, Precinct 17			City of Lansing, Ward 2, Precinct 17					
Election Day	139	1,586	Election Day	12	6	11	6	35
AV Counting Board	360	1,586	AV Counting Board	12	11	27	26	76
Total	499	1,586	Total	24	17	38	32	111
City of Lansing, Ward 2, Precinct 18			City of Lansing, Ward 2, Precinct 18					
Election Day	46	1,349	Election Day	2	0	10	6	18
AV Counting Board	180	1,349	AV Counting Board	5	2	9	8	24
Total	226	1,349	Total	7	2	19	14	42
City of Lansing, Ward 2, Precinct 19			City of Lansing, Ward 2, Precinct 19					
Election Day	115	2,446	Election Day	18	7	18	11	54
AV Counting Board	458	2,446	AV Counting Board	26	10	29	25	90
Total	573	2,446	Total	44	17	47	36	144
City of Lansing, Ward 2, Precinct 20			City of Lansing, Ward 2, Precinct 20					
Election Day	86	2,205	Election Day	5	3	10	5	23
AV Counting Board	357	2,205	AV Counting Board	18	6	26	21	71
Total	443	2,205	Total	23	9	36	26	94
City of Lansing, Ward 2, Precinct 21			City of Lansing, Ward 2, Precinct 21					
Election Day	137	2,048	Election Day	9	4	17	3	33
AV Counting Board	542	2,048	AV Counting Board	14	8	32	26	80
Total	679	2,048	Total	23	12	49	29	113
City of Lansing, Ward 3, Precinct 24			City of Lansing, Ward 3, Precinct 24					
Election Day	75	1,854	Election Day	8	2	8	2	20
AV Counting Board	419	1,854	AV Counting Board	18	12	39	17	86
Total	494	1,854	Total	26	14	47	19	106

Representative in Congress CD 8 (REP) (Vote for 1)
REP

Precinct	Times Cast	Registered Voters	Precinct	Mike Detmer (REP)	Alan T. Hoover (REP)	Paul Junge (REP)	Kristina Lyke (REP)	Total Votes
City of Lansing, Ward 3, Precinct 25			City of Lansing, Ward 3, Precinct 25					
Election Day	77	2,070	Election Day	9	1	4	7	21
AV Counting Board	388	2,070	AV Counting Board	12	3	21	16	52
Total	465	2,070	Total	21	4	25	23	73
City of Lansing, Ward 3, Precinct 26			City of Lansing, Ward 3, Precinct 26					
Election Day	118	2,190	Election Day	20	5	13	5	43
AV Counting Board	363	2,190	AV Counting Board	11	9	20	14	54
Total	481	2,190	Total	31	14	33	19	97
City of Lansing, Ward 3, Precinct 27			City of Lansing, Ward 3, Precinct 27					
Election Day	78	2,230	Election Day	8	4	14	4	30
AV Counting Board	346	2,230	AV Counting Board	9	8	20	11	48
Total	424	2,230	Total	17	12	34	15	78
City of Lansing, Ward 3, Precinct 28			City of Lansing, Ward 3, Precinct 28					
Election Day	110	2,109	Election Day	10	1	12	11	34
AV Counting Board	447	2,109	AV Counting Board	10	7	37	14	68
Total	557	2,109	Total	20	8	49	25	102
City of Lansing, Ward 3, Precinct 29			City of Lansing, Ward 3, Precinct 29					
Election Day	112	2,406	Election Day	6	4	4	6	20
AV Counting Board	529	2,406	AV Counting Board	13	9	15	24	61
Total	641	2,406	Total	19	13	19	30	81
City of Lansing, Ward 3, Precinct 30			City of Lansing, Ward 3, Precinct 30					
Election Day	139	2,494	Election Day	10	3	8	7	28
AV Counting Board	579	2,494	AV Counting Board	29	11	39	19	98
Total	718	2,494	Total	39	14	47	26	126
City of Lansing, Ward 3, Precinct 31			City of Lansing, Ward 3, Precinct 31					
Election Day	136	2,030	Election Day	7	5	12	6	30
AV Counting Board	740	2,030	AV Counting Board	23	25	54	33	135
Total	876	2,030	Total	30	30	66	39	165
City of Lansing, Ward 4, Precinct 32			City of Lansing, Ward 4, Precinct 32					
Election Day	117	1,497	Election Day	6	8	15	8	37
AV Counting Board	498	1,497	AV Counting Board	19	2	41	24	86
Total	615	1,497	Total	25	10	56	32	123
City of Lansing, Ward 4, Precinct 33			City of Lansing, Ward 4, Precinct 33					
Election Day	95	1,431	Election Day	7	1	13	12	33
AV Counting Board	556	1,431	AV Counting Board	21	8	36	25	90
Total	651	1,431	Total	28	9	49	37	123
City of Lansing, Ward 4, Precinct 34			City of Lansing, Ward 4, Precinct 34					
Election Day	83	1,178	Election Day	13	5	9	10	37
AV Counting Board	240	1,178	AV Counting Board	7	5	5	8	25
Total	323	1,178	Total	20	10	14	18	62
City of Lansing, Ward 4, Precinct 35			City of Lansing, Ward 4, Precinct 35					
Election Day	122	2,367	Election Day	8	2	4	5	19
AV Counting Board	347	2,367	AV Counting Board	6	1	6	7	20
Total	469	2,367	Total	14	3	10	12	39

Representative in Congress CD 8 (REP) (Vote for 1)
REP

Precinct	Times Cast	Registered Voters	Precinct	Mike Detmer (REP)	Alan T. Hoover (REP)	Paul Junge (REP)	Kristina Lyke (REP)	Total Votes
City of Lansing, Ward 4, Precinct 36			City of Lansing, Ward 4, Precinct 36					
Election Day	113	1,550	Election Day	1	3	3	4	11
AV Counting Board	382	1,550	AV Counting Board	2	3	3	4	12
Total	495	1,550	Total	3	6	6	8	23
City of Lansing, Ward 4, Precinct 37			City of Lansing, Ward 4, Precinct 37					
Election Day	123	1,483	Election Day	7	1	12	2	22
AV Counting Board	483	1,483	AV Counting Board	7	2	11	4	24
Total	606	1,483	Total	14	3	23	6	46
City of Lansing, Ward 4, Precinct 38			City of Lansing, Ward 4, Precinct 38					
Election Day	116	2,275	Election Day	4	4	3	7	18
AV Counting Board	391	2,275	AV Counting Board	10	8	11	4	33
Total	507	2,275	Total	14	12	14	11	51
City of Lansing, Ward 4, Precinct 39			City of Lansing, Ward 4, Precinct 39					
Election Day	145	2,002	Election Day	4	6	12	2	24
AV Counting Board	319	2,002	AV Counting Board	7	7	9	9	32
Total	464	2,002	Total	11	13	21	11	56
City of Lansing, Ward 4, Precinct 40			City of Lansing, Ward 4, Precinct 40					
Election Day	83	1,842	Election Day	2	1	12	7	22
AV Counting Board	231	1,842	AV Counting Board	4	3	11	12	30
Total	314	1,842	Total	6	4	23	19	52
City of Lansing, Ward 4, Precinct 41			City of Lansing, Ward 4, Precinct 41					
Election Day	171	1,876	Election Day	22	5	17	15	59
AV Counting Board	624	1,876	AV Counting Board	31	4	47	40	122
Total	795	1,876	Total	53	9	64	55	181
City of Lansing, Ward 4, Precinct 42			City of Lansing, Ward 4, Precinct 42					
Election Day	128	1,788	Election Day	23	7	15	10	55
AV Counting Board	318	1,788	AV Counting Board	30	7	20	11	68
Total	446	1,788	Total	53	14	35	21	123
City of Lansing, Ward 4, Precinct 43			City of Lansing, Ward 4, Precinct 43					
Election Day	127	1,605	Election Day	3	10	17	11	41
AV Counting Board	252	1,605	AV Counting Board	14	5	17	7	43
Total	379	1,605	Total	17	15	34	18	84
City of Lansing, Ward 4, Precinct 44			City of Lansing, Ward 4, Precinct 44					
Election Day	143	1,339	Election Day	6	4	14	11	35
AV Counting Board	349	1,339	AV Counting Board	8	1	16	15	40
Total	492	1,339	Total	14	5	30	26	75
Lansing Charter Township, Precinct 1			Lansing Charter Township, Precinct 1					
Election Day	89	1,091	Election Day	5	3	4	5	17
AV Counting Board	178	1,091	AV Counting Board	6	2	4	5	17
Total	267	1,091	Total	11	5	8	10	34
Lansing Charter Township, Precinct 2			Lansing Charter Township, Precinct 2					
Election Day	173	1,350	Election Day	11	4	20	10	45
AV Counting Board	324	1,350	AV Counting Board	9	3	23	5	40
Total	497	1,350	Total	20	7	43	15	85

Representative in Congress CD 8 (REP) (Vote for 1)
REP

Precinct	Times Cast	Registered Voters	Precinct	Mike Detmer (REP)	Alan T. Hoover (REP)	Paul Junge (REP)	Kristina Lyke (REP)	Total Votes
Lansing Charter Township, Precinct 3			Lansing Charter Township, Precinct 3					
Election Day	90	1,642	Election Day	6	5	11	9	31
AV Counting Board	223	1,642	AV Counting Board	9	4	7	7	27
Total	313	1,642	Total	15	9	18	16	58
Lansing Charter Township, Precinct 4			Lansing Charter Township, Precinct 4					
Election Day	113	1,307	Election Day	10	4	19	11	44
AV Counting Board	245	1,307	AV Counting Board	5	3	21	8	37
Total	358	1,307	Total	15	7	40	19	81
Lansing Charter Township, Precinct 6			Lansing Charter Township, Precinct 6					
Election Day	89	1,335	Election Day	8	3	9	6	26
AV Counting Board	313	1,335	AV Counting Board	7	8	8	14	37
Total	402	1,335	Total	15	11	17	20	63
Leroy Township, Precinct 1			Leroy Township, Precinct 1					
Election Day	315	2,706	Election Day	76	15	52	100	243
AV Counting Board	542	2,706	AV Counting Board	64	16	48	67	195
Total	857	2,706	Total	140	31	100	167	438
City of Leslie, Precinct 1			City of Leslie, Precinct 1					
Election Day	423	1,450	Election Day	56	32	71	30	189
AV Counting Board	0	1,450	AV Counting Board	0	0	0	0	0
Total	423	1,450	Total	56	32	71	30	189
Leslie Township, Precinct 1			Leslie Township, Precinct 1					
Election Day	764	1,843	Election Day	88	34	182	61	365
AV Counting Board	0	1,843	AV Counting Board	0	0	0	0	0
Total	764	1,843	Total	88	34	182	61	365
Locke Township, Precinct 1			Locke Township, Precinct 1					
Election Day	548	1,426	Election Day	58	16	75	139	288
AV Counting Board	0	1,426	AV Counting Board	0	0	0	0	0
Total	548	1,426	Total	58	16	75	139	288
City of Mason, Precinct 1			City of Mason, Precinct 1					
Election Day	193	1,901	Election Day	23	5	46	30	104
AV Counting Board	601	1,901	AV Counting Board	24	18	74	44	160
Total	794	1,901	Total	47	23	120	74	264
City of Mason, Precinct 2			City of Mason, Precinct 2					
Election Day	144	2,089	Election Day	10	13	20	23	66
AV Counting Board	526	2,089	AV Counting Board	27	10	42	42	121
Total	670	2,089	Total	37	23	62	65	187
City of Mason, Precinct 3			City of Mason, Precinct 3					
Election Day	178	2,189	Election Day	12	13	39	28	92
AV Counting Board	614	2,189	AV Counting Board	33	17	68	55	173
Total	792	2,189	Total	45	30	107	83	265
Meridian Charter Township, Precinct 1			Meridian Charter Township, Precinct 1					
Election Day	204	1,635	Election Day	20	7	43	18	88
AV Counting Board	670	1,635	AV Counting Board	21	7	53	37	118
Total	874	1,635	Total	41	14	96	55	206

Representative in Congress CD 8 (REP) (Vote for 1)
REP

Precinct	Times Cast	Registered Voters	Precinct	Mike Detmer (REP)	Alan T. Hoover (REP)	Paul Junge (REP)	Kristina Lyke (REP)	Total Votes
Meridian Charter Township, Precinct 2			Meridian Charter Township, Precinct 2					
Election Day	123	1,743	Election Day	18	5	17	6	46
AV Counting Board	470	1,743	AV Counting Board	12	10	24	21	67
Total	593	1,743	Total	30	15	41	27	113
Meridian Charter Township, Precinct 3			Meridian Charter Township, Precinct 3					
Election Day	88	1,524	Election Day	6	4	11	11	32
AV Counting Board	513	1,524	AV Counting Board	16	12	43	23	94
Total	601	1,524	Total	22	16	54	34	126
Meridian Charter Township, Precinct 4			Meridian Charter Township, Precinct 4					
Election Day	141	2,180	Election Day	19	4	18	20	61
AV Counting Board	701	2,180	AV Counting Board	26	13	64	33	136
Total	842	2,180	Total	45	17	82	53	197
Meridian Charter Township, Precinct 5			Meridian Charter Township, Precinct 5					
Election Day	172	1,669	Election Day	22	5	20	14	61
AV Counting Board	527	1,669	AV Counting Board	16	8	36	22	82
Total	699	1,669	Total	38	13	56	36	143
Meridian Charter Township, Precinct 6			Meridian Charter Township, Precinct 6					
Election Day	118	1,495	Election Day	9	5	25	8	47
AV Counting Board	428	1,495	AV Counting Board	15	2	36	18	71
Total	546	1,495	Total	24	7	61	26	118
Meridian Charter Township, Precinct 7			Meridian Charter Township, Precinct 7					
Election Day	108	1,843	Election Day	11	0	19	13	43
AV Counting Board	717	1,843	AV Counting Board	26	12	51	34	123
Total	825	1,843	Total	37	12	70	47	166
Meridian Charter Township, Precinct 8			Meridian Charter Township, Precinct 8					
Election Day	146	2,173	Election Day	10	5	19	14	48
AV Counting Board	688	2,173	AV Counting Board	20	4	52	20	96
Total	834	2,173	Total	30	9	71	34	144
Meridian Charter Township, Precinct 9			Meridian Charter Township, Precinct 9					
Election Day	131	1,657	Election Day	8	5	20	11	44
AV Counting Board	643	1,657	AV Counting Board	12	8	30	21	71
Total	774	1,657	Total	20	13	50	32	115
Meridian Charter Township, Precinct 10			Meridian Charter Township, Precinct 10					
Election Day	132	1,788	Election Day	15	5	19	9	48
AV Counting Board	693	1,788	AV Counting Board	16	4	46	23	89
Total	825	1,788	Total	31	9	65	32	137
Meridian Charter Township, Precinct 11			Meridian Charter Township, Precinct 11					
Election Day	56	1,213	Election Day	3	2	7	4	16
AV Counting Board	364	1,213	AV Counting Board	3	8	19	17	47
Total	420	1,213	Total	6	10	26	21	63
Meridian Charter Township, Precinct 12			Meridian Charter Township, Precinct 12					
Election Day	92	1,024	Election Day	3	2	12	6	23
AV Counting Board	281	1,024	AV Counting Board	9	3	14	7	33
Total	373	1,024	Total	12	5	26	13	56

Representative in Congress CD 8 (REP) (Vote for 1)
REP

Precinct	Times Cast	Registered Voters	Precinct	Mike Detmer (REP)	Alan T. Hoover (REP)	Paul Junge (REP)	Kristina Lyke (REP)	Total Votes
Meridian Charter Township, Precinct 13			Meridian Charter Township, Precinct 13					
Election Day	111	1,363	Election Day	13	5	24	13	55
AV Counting Board	496	1,363	AV Counting Board	19	5	27	13	64
Total	607	1,363	Total	32	10	51	26	119
Meridian Charter Township, Precinct 14			Meridian Charter Township, Precinct 14					
Election Day	139	1,708	Election Day	25	6	18	8	57
AV Counting Board	569	1,708	AV Counting Board	17	12	42	30	101
Total	708	1,708	Total	42	18	60	38	158
Meridian Charter Township, Precinct 15			Meridian Charter Township, Precinct 15					
Election Day	124	1,615	Election Day	20	5	19	12	56
AV Counting Board	676	1,615	AV Counting Board	34	11	50	12	107
Total	800	1,615	Total	54	16	69	24	163
Meridian Charter Township, Precinct 17			Meridian Charter Township, Precinct 17					
Election Day	154	3,003	Election Day	11	3	25	10	49
AV Counting Board	954	3,003	AV Counting Board	19	10	64	21	114
Total	1,108	3,003	Total	30	13	89	31	163
Meridian Charter Township, Precinct 18			Meridian Charter Township, Precinct 18					
Election Day	133	1,671	Election Day	14	8	14	15	51
AV Counting Board	322	1,671	AV Counting Board	8	4	6	12	30
Total	455	1,671	Total	22	12	20	27	81
Meridian Charter Township, Precinct 19			Meridian Charter Township, Precinct 19					
Election Day	115	1,427	Election Day	12	0	16	8	36
AV Counting Board	518	1,427	AV Counting Board	20	8	47	20	95
Total	633	1,427	Total	32	8	63	28	131
Meridian Charter Township, Precinct 20			Meridian Charter Township, Precinct 20					
Election Day	104	1,750	Election Day	11	7	34	6	58
AV Counting Board	710	1,750	AV Counting Board	38	23	69	52	182
Total	814	1,750	Total	49	30	103	58	240
Onondaga Township, Precinct 1			Onondaga Township, Precinct 1					
Election Day	814	2,265	Election Day	116	62	171	111	460
AV Counting Board	0	2,265	AV Counting Board	0	0	0	0	0
Total	814	2,265	Total	116	62	171	111	460
Stockbridge Township, Precinct 1			Stockbridge Township, Precinct 1					
Election Day	176	1,594	Election Day	33	7	43	39	122
AV Counting Board	335	1,594	AV Counting Board	23	4	56	38	121
Total	511	1,594	Total	56	11	99	77	243
Stockbridge Township, Precinct 2			Stockbridge Township, Precinct 2					
Election Day	165	1,335	Election Day	42	11	37	31	121
AV Counting Board	190	1,335	AV Counting Board	20	3	19	22	64
Total	355	1,335	Total	62	14	56	53	185
Vevay Township, Precinct 1			Vevay Township, Precinct 1					
Election Day	325	2,997	Election Day	56	19	105	76	256
AV Counting Board	967	2,997	AV Counting Board	68	57	171	128	424
Total	1,292	2,997	Total	124	76	276	204	680

Representative in Congress CD 8 (REP) (Vote for 1)
REP

Precinct	Times Cast	Registered Voters	Precinct	Mike Detmer (REP)	Alan T. Hoover (REP)	Paul Junge (REP)	Kristina Lyke (REP)	Total Votes
Wheatfield Township, Precinct 1			Wheatfield Township, Precinct 1					
Election Day	543	1,325	Election Day	54	29	107	69	259
AV Counting Board	0	1,325	AV Counting Board	0	0	0	0	0
Total	543	1,325	Total	54	29	107	69	259
White Oak Township, Precinct 1			White Oak Township, Precinct 1					
Election Day	281	923	Election Day	54	14	39	61	168
AV Counting Board	0	923	AV Counting Board	0	0	0	0	0
Total	281	923	Total	54	14	39	61	168
City of Williamston, Precinct 1			City of Williamston, Precinct 1					
Election Day	269	2,986	Election Day	48	12	60	40	160
AV Counting Board	857	2,986	AV Counting Board	59	21	74	65	219
Total	1,126	2,986	Total	107	33	134	105	379
Williamstown Township, Precinct 1			Williamstown Township, Precinct 1					
Election Day	310	2,388	Election Day	78	13	63	61	215
AV Counting Board	828	2,388	AV Counting Board	75	23	88	45	231
Total	1,138	2,388	Total	153	36	151	106	446
Williamstown Township, Precinct 2			Williamstown Township, Precinct 2					
Election Day	263	2,095	Election Day	70	7	77	20	174
AV Counting Board	736	2,095	AV Counting Board	50	20	99	30	199
Total	999	2,095	Total	120	27	176	50	373
Ingham County - Total	66,963	207,839	Ingham County - Total	3,982	1,741	6,655	4,341	16,719
County - Total	66,963	207,839	County - Total	3,982	1,741	6,655	4,341	16,719

Representative in State Legislature District 67 (DEM) (Vote for 1)
DEM

Precinct	Times Cast	Registered Voters	Precinct	Kara Hope (DEM)		Total Votes
County			**County**			
Ingham County			**Ingham County**			
Alaiedon Township, Precinct 1			Alaiedon Township, Precinct 1			
Election Day	344	844	Election Day	164		164
AV Counting Board	0	844	AV Counting Board	0		0
Total	344	844	Total	164		164
Alaiedon Township, Precinct 2			Alaiedon Township, Precinct 2			
Election Day	287	779	Election Day	139		139
AV Counting Board	0	779	AV Counting Board	0		0
Total	287	779	Total	139		139
Alaiedon Township, Precinct 3			Alaiedon Township, Precinct 3			
Election Day	352	824	Election Day	144		144
AV Counting Board	0	824	AV Counting Board	0		0
Total	352	824	Total	144		144
Aurelius Township, Precinct 1			Aurelius Township, Precinct 1			
Election Day	149	1,930	Election Day	35		35
AV Counting Board	539	1,930	AV Counting Board	256		256
Total	688	1,930	Total	291		291
Aurelius Township, Precinct 2			Aurelius Township, Precinct 2			
Election Day	117	1,435	Election Day	29		29
AV Counting Board	455	1,435	AV Counting Board	182		182
Total	572	1,435	Total	211		211
Bunker Hill Township, Precinct 1			Bunker Hill Township, Precinct 1			
Election Day	203	1,586	Election Day	47		47
AV Counting Board	303	1,586	AV Counting Board	119		119
Total	506	1,586	Total	166		166
Delhi Charter Township, Precinct 1			Delhi Charter Township, Precinct 1			
Election Day	170	2,325	Election Day	68		68
AV Counting Board	729	2,325	AV Counting Board	433		433
Total	899	2,325	Total	501		501
Delhi Charter Township, Precinct 2			Delhi Charter Township, Precinct 2			
Election Day	180	2,849	Election Day	78		78
AV Counting Board	705	2,849	AV Counting Board	435		435
Total	885	2,849	Total	513		513
Delhi Charter Township, Precinct 3			Delhi Charter Township, Precinct 3			
Election Day	191	2,602	Election Day	74		74
AV Counting Board	932	2,602	AV Counting Board	530		530
Total	1,123	2,602	Total	604		604

Delhi Charter Township, Precinct 4			Delhi Charter Township, Precinct 4			
Election Day	217	2,622	Election Day	93		93
AV Counting Board	698	2,622	AV Counting Board	421		421
Total	915	2,622	Total	514		514
Delhi Charter Township, Precinct 5			Delhi Charter Township, Precinct 5			
Election Day	140	2,210	Election Day	62		62
AV Counting Board	683	2,210	AV Counting Board	416		416
Total	823	2,210	Total	478		478
Delhi Charter Township, Precinct 6			Delhi Charter Township, Precinct 6			
Election Day	141	2,132	Election Day	62		62
AV Counting Board	492	2,132	AV Counting Board	331		331
Total	633	2,132	Total	393		393
Delhi Charter Township, Precinct 7			Delhi Charter Township, Precinct 7			
Election Day	142	1,823	Election Day	70		70
AV Counting Board	451	1,823	AV Counting Board	281		281
Total	593	1,823	Total	351		351
Delhi Charter Township, Precinct 8			Delhi Charter Township, Precinct 8			
Election Day	177	2,153	Election Day	66		66
AV Counting Board	750	2,153	AV Counting Board	457		457
Total	927	2,153	Total	523		523
Delhi Charter Township, Precinct 9			Delhi Charter Township, Precinct 9			
Election Day	150	2,301	Election Day	51		51
AV Counting Board	703	2,301	AV Counting Board	388		388
Total	853	2,301	Total	439		439
Ingham Township, Precinct 1			Ingham Township, Precinct 1			
Election Day	656	1,955	Election Day	243		243
AV Counting Board	0	1,955	AV Counting Board	0		0
Total	656	1,955	Total	243		243
City of Lansing, Ward 1, Precinct 8			City of Lansing, Ward 1, Precinct 8			
Election Day	133	2,085	Election Day	86		86
AV Counting Board	331	2,085	AV Counting Board	258		258
Total	464	2,085	Total	344		344
City of Lansing, Ward 1, Precinct 10			City of Lansing, Ward 1, Precinct 10			
Election Day	49	823	Election Day	34		34
AV Counting Board	190	823	AV Counting Board	154		154
Total	239	823	Total	188		188
City of Lansing, Ward 2, Precinct 11			City of Lansing, Ward 2, Precinct 11			
Election Day	118	2,110	Election Day	60		60
AV Counting Board	425	2,110	AV Counting Board	307		307
Total	543	2,110	Total	367		367
City of Lansing, Ward 2, Precinct 12			City of Lansing, Ward 2, Precinct 12			
Election Day	174	2,113	Election Day	99		99
AV Counting Board	494	2,113	AV Counting Board	379		379
Total	668	2,113	Total	478		478

City of Lansing, Ward 2, Precinct 13			City of Lansing, Ward 2, Precinct 13			
Election Day	106	2,046	Election Day	65		65
AV Counting Board	426	2,046	AV Counting Board	284		284
Total	532	2,046	Total	349		349
City of Lansing, Ward 2, Precinct 14			City of Lansing, Ward 2, Precinct 14			
Election Day	110	1,956	Election Day	65		65
AV Counting Board	576	1,956	AV Counting Board	352		352
Total	686	1,956	Total	417		417
City of Lansing, Ward 2, Precinct 16			City of Lansing, Ward 2, Precinct 16			
Election Day	134	2,489	Election Day	91		91
AV Counting Board	293	2,489	AV Counting Board	252		252
Total	427	2,489	Total	343		343
City of Lansing, Ward 2, Precinct 17			City of Lansing, Ward 2, Precinct 17			
Election Day	139	1,586	Election Day	81		81
AV Counting Board	360	1,586	AV Counting Board	234		234
Total	499	1,586	Total	315		315
City of Lansing, Ward 2, Precinct 18			City of Lansing, Ward 2, Precinct 18			
Election Day	46	1,349	Election Day	25		25
AV Counting Board	180	1,349	AV Counting Board	134		134
Total	226	1,349	Total	159		159
City of Lansing, Ward 3, Precinct 28			City of Lansing, Ward 3, Precinct 28			
Election Day	3	286	Election Day	3		3
AV Counting Board	34	286	AV Counting Board	27		27
Total	37	286	Total	30		30
Leroy Township, Precinct 1			Leroy Township, Precinct 1			
Election Day	315	2,706	Election Day	58		58
AV Counting Board	542	2,706	AV Counting Board	239		239
Total	857	2,706	Total	297		297
City of Leslie, Precinct 1			City of Leslie, Precinct 1			
Election Day	423	1,450	Election Day	179		179
AV Counting Board	0	1,450	AV Counting Board	0		0
Total	423	1,450	Total	179		179
Leslie Township, Precinct 1			Leslie Township, Precinct 1			
Election Day	764	1,843	Election Day	262		262
AV Counting Board	0	1,843	AV Counting Board	0		0
Total	764	1,843	Total	262		262
City of Mason, Precinct 1			City of Mason, Precinct 1			
Election Day	193	1,901	Election Day	80		80
AV Counting Board	601	1,901	AV Counting Board	354		354
Total	794	1,901	Total	434		434
City of Mason, Precinct 2			City of Mason, Precinct 2			
Election Day	144	2,089	Election Day	68		68
AV Counting Board	526	2,089	AV Counting Board	322		322
Total	670	2,089	Total	390		390

City of Mason, Precinct 3			City of Mason, Precinct 3			
Election Day	178	2,189	Election Day	71		71
AV Counting Board	614	2,189	AV Counting Board	352		352
Total	792	2,189	Total	423		423
Onondaga Township, Precinct 1			Onondaga Township, Precinct 1			
Election Day	814	2,265	Election Day	225		225
AV Counting Board	0	2,265	AV Counting Board	0		0
Total	814	2,265	Total	225		225
Stockbridge Township, Precinct 1			Stockbridge Township, Precinct 1			
Election Day	176	1,594	Election Day	46		46
AV Counting Board	335	1,594	AV Counting Board	155		155
Total	511	1,594	Total	201		201
Stockbridge Township, Precinct 2			Stockbridge Township, Precinct 2			
Election Day	165	1,335	Election Day	31		31
AV Counting Board	190	1,335	AV Counting Board	92		92
Total	355	1,335	Total	123		123
Vevay Township, Precinct 1			Vevay Township, Precinct 1			
Election Day	325	2,997	Election Day	49		49
AV Counting Board	967	2,997	AV Counting Board	353		353
Total	1,292	2,997	Total	402		402
Wheatfield Township, Precinct 1			Wheatfield Township, Precinct 1			
Election Day	543	1,325	Election Day	198		198
AV Counting Board	0	1,325	AV Counting Board	0		0
Total	543	1,325	Total	198		198
White Oak Township, Precinct 1			White Oak Township, Precinct 1			
Election Day	281	923	Election Day	86		86
AV Counting Board	0	923	AV Counting Board	0		0
Total	281	923	Total	86		86
City of Williamston, Precinct 1			City of Williamston, Precinct 1			
Election Day	269	2,986	Election Day	89		89
AV Counting Board	857	2,986	AV Counting Board	504		504
Total	1,126	2,986	Total	593		593
Ingham County - Total	24,599	72,816	Ingham County - Total	12,477		12,477
County - Total	24,599	72,816	County - Total	12,477		12,477

Representative in State Legislature District 67 (REP) (Vote for 1)
REP

Precinct	Times Cast	Registered Voters	Precinct	Nate J. Ross (REP)	Clyde L. Thomas (REP)	Total Votes
County			**County**			
Ingham County			**Ingham County**			
Alaiedon Township, Precinct 1			Alaiedon Township, Precinct 1			
Election Day	344	844	Election Day	92	33	125
AV Counting Board	0	844	AV Counting Board	0	0	0
Total	344	844	Total	92	33	125
Alaiedon Township, Precinct 2			Alaiedon Township, Precinct 2			
Election Day	287	779	Election Day	67	27	94
AV Counting Board	0	779	AV Counting Board	0	0	0
Total	287	779	Total	67	27	94
Alaiedon Township, Precinct 3			Alaiedon Township, Precinct 3			
Election Day	352	824	Election Day	111	32	143
AV Counting Board	0	824	AV Counting Board	0	0	0
Total	352	824	Total	111	32	143
Aurelius Township, Precinct 1			Aurelius Township, Precinct 1			
Election Day	149	1,930	Election Day	66	34	100
AV Counting Board	539	1,930	AV Counting Board	89	84	173
Total	688	1,930	Total	155	118	273
Aurelius Township, Precinct 2			Aurelius Township, Precinct 2			
Election Day	117	1,435	Election Day	45	30	75
AV Counting Board	455	1,435	AV Counting Board	123	49	172
Total	572	1,435	Total	168	79	247
Bunker Hill Township, Precinct 1			Bunker Hill Township, Precinct 1			
Election Day	203	1,586	Election Day	85	49	134
AV Counting Board	303	1,586	AV Counting Board	70	49	119
Total	506	1,586	Total	155	98	253
Delhi Charter Township, Precinct 1			Delhi Charter Township, Precinct 1			
Election Day	170	2,325	Election Day	65	21	86
AV Counting Board	729	2,325	AV Counting Board	120	43	163
Total	899	2,325	Total	185	64	249
Delhi Charter Township, Precinct 2			Delhi Charter Township, Precinct 2			
Election Day	180	2,849	Election Day	47	39	86
AV Counting Board	705	2,849	AV Counting Board	75	65	140
Total	885	2,849	Total	122	104	226

Representative in State Legislature District 67 (REP) (Vote for 1)
REP

Precinct	Times Cast	Registered Voters	Precinct	Nate J. Ross (REP)	Clyde L. Thomas (REP)	Total Votes
Delhi Charter Township, Precinct 3			Delhi Charter Township, Precinct 3			
Election Day	191	2,602	Election Day	71	29	100
AV Counting Board	932	2,602	AV Counting Board	155	56	211
Total	1,123	2,602	Total	226	85	311
Delhi Charter Township, Precinct 4			Delhi Charter Township, Precinct 4			
Election Day	217	2,622	Election Day	67	42	109
AV Counting Board	698	2,622	AV Counting Board	84	54	138
Total	915	2,622	Total	151	96	247
Delhi Charter Township, Precinct 5			Delhi Charter Township, Precinct 5			
Election Day	140	2,210	Election Day	46	21	67
AV Counting Board	683	2,210	AV Counting Board	126	42	168
Total	823	2,210	Total	172	63	235
Delhi Charter Township, Precinct 6			Delhi Charter Township, Precinct 6			
Election Day	141	2,132	Election Day	31	27	58
AV Counting Board	492	2,132	AV Counting Board	69	37	106
Total	633	2,132	Total	100	64	164
Delhi Charter Township, Precinct 7			Delhi Charter Township, Precinct 7			
Election Day	142	1,823	Election Day	47	22	69
AV Counting Board	451	1,823	AV Counting Board	55	29	84
Total	593	1,823	Total	102	51	153
Delhi Charter Township, Precinct 8			Delhi Charter Township, Precinct 8			
Election Day	177	2,153	Election Day	55	45	100
AV Counting Board	750	2,153	AV Counting Board	118	64	182
Total	927	2,153	Total	173	109	282
Delhi Charter Township, Precinct 9			Delhi Charter Township, Precinct 9			
Election Day	150	2,301	Election Day	62	26	88
AV Counting Board	703	2,301	AV Counting Board	132	46	178
Total	853	2,301	Total	194	72	266
Ingham Township, Precinct 1			Ingham Township, Precinct 1			
Election Day	656	1,955	Election Day	176	128	304
AV Counting Board	0	1,955	AV Counting Board	0	0	0
Total	656	1,955	Total	176	128	304
City of Lansing, Ward 1, Precinct 8			City of Lansing, Ward 1, Precinct 8			
Election Day	133	2,085	Election Day	23	15	38
AV Counting Board	331	2,085	AV Counting Board	27	8	35
Total	464	2,085	Total	50	23	73

Representative in State Legislature District 67 (REP) (Vote for 1)
REP

Precinct	Times Cast	Registered Voters	Precinct	Nate J. Ross (REP)	Clyde L. Thomas (REP)	Total Votes
City of Lansing, Ward 1, Precinct 10			City of Lansing, Ward 1, Precinct 10			
Election Day	49	823	Election Day	6	3	9
AV Counting Board	190	823	AV Counting Board	11	4	15
Total	239	823	Total	17	7	24
City of Lansing, Ward 2, Precinct 11			City of Lansing, Ward 2, Precinct 11			
Election Day	118	2,110	Election Day	27	13	40
AV Counting Board	425	2,110	AV Counting Board	41	28	69
Total	543	2,110	Total	68	41	109
City of Lansing, Ward 2, Precinct 12			City of Lansing, Ward 2, Precinct 12			
Election Day	174	2,113	Election Day	30	35	65
AV Counting Board	494	2,113	AV Counting Board	43	37	80
Total	668	2,113	Total	73	72	145
City of Lansing, Ward 2, Precinct 13			City of Lansing, Ward 2, Precinct 13			
Election Day	106	2,046	Election Day	17	15	32
AV Counting Board	426	2,046	AV Counting Board	55	25	80
Total	532	2,046	Total	72	40	112
City of Lansing, Ward 2, Precinct 14			City of Lansing, Ward 2, Precinct 14			
Election Day	110	1,956	Election Day	22	19	41
AV Counting Board	576	1,956	AV Counting Board	77	49	126
Total	686	1,956	Total	99	68	167
City of Lansing, Ward 2, Precinct 16			City of Lansing, Ward 2, Precinct 16			
Election Day	134	2,489	Election Day	21	10	31
AV Counting Board	293	2,489	AV Counting Board	11	3	14
Total	427	2,489	Total	32	13	45
City of Lansing, Ward 2, Precinct 17			City of Lansing, Ward 2, Precinct 17			
Election Day	139	1,586	Election Day	17	17	34
AV Counting Board	360	1,586	AV Counting Board	55	20	75
Total	499	1,586	Total	72	37	109
City of Lansing, Ward 2, Precinct 18			City of Lansing, Ward 2, Precinct 18			
Election Day	46	1,349	Election Day	10	7	17
AV Counting Board	180	1,349	AV Counting Board	16	3	19
Total	226	1,349	Total	26	10	36
City of Lansing, Ward 3, Precinct 28			City of Lansing, Ward 3, Precinct 28			
Election Day	3	286	Election Day	0	0	0
AV Counting Board	34	286	AV Counting Board	3	0	3
Total	37	286	Total	3	0	3

Representative in State Legislature District 67 (REP) (Vote for 1)
REP

Precinct	Times Cast	Registered Voters	Precinct	Nate J. Ross (REP)	Clyde L. Thomas (REP)	Total Votes
Leroy Township, Precinct 1			Leroy Township, Precinct 1			
Election Day	315	2,706	Election Day	144	64	208
AV Counting Board	542	2,706	AV Counting Board	120	63	183
Total	857	2,706	Total	264	127	391
City of Leslie, Precinct 1			City of Leslie, Precinct 1			
Election Day	423	1,450	Election Day	98	77	175
AV Counting Board	0	1,450	AV Counting Board	0	0	0
Total	423	1,450	Total	98	77	175
Leslie Township, Precinct 1			Leslie Township, Precinct 1			
Election Day	764	1,843	Election Day	233	120	353
AV Counting Board	0	1,843	AV Counting Board	0	0	0
Total	764	1,843	Total	233	120	353
City of Mason, Precinct 1			City of Mason, Precinct 1			
Election Day	193	1,901	Election Day	68	31	99
AV Counting Board	601	1,901	AV Counting Board	98	57	155
Total	794	1,901	Total	166	88	254
City of Mason, Precinct 2			City of Mason, Precinct 2			
Election Day	144	2,089	Election Day	44	22	66
AV Counting Board	526	2,089	AV Counting Board	73	42	115
Total	670	2,089	Total	117	64	181
City of Mason, Precinct 3			City of Mason, Precinct 3			
Election Day	178	2,189	Election Day	54	35	89
AV Counting Board	614	2,189	AV Counting Board	107	53	160
Total	792	2,189	Total	161	88	249
Onondaga Township, Precinct 1			Onondaga Township, Precinct 1			
Election Day	814	2,265	Election Day	298	148	446
AV Counting Board	0	2,265	AV Counting Board	0	0	0
Total	814	2,265	Total	298	148	446
Stockbridge Township, Precinct 1			Stockbridge Township, Precinct 1			
Election Day	176	1,594	Election Day	72	44	116
AV Counting Board	335	1,594	AV Counting Board	71	40	111
Total	511	1,594	Total	143	84	227
Stockbridge Township, Precinct 2			Stockbridge Township, Precinct 2			
Election Day	165	1,335	Election Day	65	51	116
AV Counting Board	190	1,335	AV Counting Board	39	18	57
Total	355	1,335	Total	104	69	173

Representative in State Legislature District 67 (REP) (Vote for 1)
REP

Precinct	Times Cast	Registered Voters	Precinct	Nate J. Ross (REP)	Clyde L. Thomas (REP)	Total Votes
Vevay Township, Precinct 1			Vevay Township, Precinct 1			
Election Day	325	2,997	Election Day	141	94	235
AV Counting Board	967	2,997	AV Counting Board	279	134	413
Total	1,292	2,997	Total	420	228	648
Wheatfield Township, Precinct 1			Wheatfield Township, Precinct 1			
Election Day	543	1,325	Election Day	177	70	247
AV Counting Board	0	1,325	AV Counting Board	0	0	0
Total	543	1,325	Total	177	70	247
White Oak Township, Precinct 1			White Oak Township, Precinct 1			
Election Day	281	923	Election Day	72	84	156
AV Counting Board	0	923	AV Counting Board	0	0	0
Total	281	923	Total	72	84	156
City of Williamston, Precinct 1			City of Williamston, Precinct 1			
Election Day	269	2,986	Election Day	123	27	150
AV Counting Board	857	2,986	AV Counting Board	153	50	203
Total	1,126	2,986	Total	276	77	353
Ingham County - Total	24,599	72,816	Ingham County - Total	5,390	2,858	8,248
County - Total	24,599	72,816	County - Total	5,390	2,858	8,248

Representative in State Legislature District 68 (DEM) (Vote for 1)
DEM

Precinct	Times Cast	Registered Voters	Precinct	Sarah Anthony (DEM)		Total Votes
County			**County**			
Ingham County			**Ingham County**			
City of Lansing, Ward 1, Precinct 1			City of Lansing, Ward 1, Precinct 1			
Election Day	140	2,359	Election Day	75		75
AV Counting Board	371	2,359	AV Counting Board	251		251
Total	511	2,359	Total	326		326
City of Lansing, Ward 1, Precinct 2			City of Lansing, Ward 1, Precinct 2			
Election Day	128	2,358	Election Day	84		84
AV Counting Board	281	2,358	AV Counting Board	226		226
Total	409	2,358	Total	310		310
City of Lansing, Ward 1, Precinct 3			City of Lansing, Ward 1, Precinct 3			
Election Day	167	1,421	Election Day	83		83
AV Counting Board	576	1,421	AV Counting Board	392		392
Total	743	1,421	Total	475		475
City of Lansing, Ward 1, Precinct 4			City of Lansing, Ward 1, Precinct 4			
Election Day	167	1,769	Election Day	123		123
AV Counting Board	425	1,769	AV Counting Board	329		329
Total	592	1,769	Total	452		452
City of Lansing, Ward 1, Precinct 5			City of Lansing, Ward 1, Precinct 5			
Election Day	136	1,786	Election Day	111		111
AV Counting Board	370	1,786	AV Counting Board	311		311
Total	506	1,786	Total	422		422
City of Lansing, Ward 1, Precinct 6			City of Lansing, Ward 1, Precinct 6			
Election Day	91	2,242	Election Day	73		73
AV Counting Board	302	2,242	AV Counting Board	252		252
Total	393	2,242	Total	325		325
City of Lansing, Ward 1, Precinct 7			City of Lansing, Ward 1, Precinct 7			
Election Day	148	2,094	Election Day	123		123
AV Counting Board	367	2,094	AV Counting Board	283		283
Total	515	2,094	Total	406		406
City of Lansing, Ward 1, Precinct 9			City of Lansing, Ward 1, Precinct 9			
Election Day	102	2,166	Election Day	65		65
AV Counting Board	290	2,166	AV Counting Board	213		213
Total	392	2,166	Total	278		278
City of Lansing, Ward 1, Precinct 45			City of Lansing, Ward 1, Precinct 45			
Election Day	110	1,567	Election Day	77		77
AV Counting Board	441	1,567	AV Counting Board	329		329
Total	551	1,567	Total	406		406

City of Lansing, Ward 2, Precinct 15			City of Lansing, Ward 2, Precinct 15			
Election Day	120	1,414	Election Day	73		73
AV Counting Board	454	1,414	AV Counting Board	357		357
Total	574	1,414	Total	430		430
City of Lansing, Ward 2, Precinct 19			City of Lansing, Ward 2, Precinct 19			
Election Day	115	2,446	Election Day	50		50
AV Counting Board	458	2,446	AV Counting Board	320		320
Total	573	2,446	Total	370		370
City of Lansing, Ward 2, Precinct 20			City of Lansing, Ward 2, Precinct 20			
Election Day	86	2,205	Election Day	61		61
AV Counting Board	357	2,205	AV Counting Board	235		235
Total	443	2,205	Total	296		296
City of Lansing, Ward 2, Precinct 21			City of Lansing, Ward 2, Precinct 21			
Election Day	137	2,048	Election Day	98		98
AV Counting Board	542	2,048	AV Counting Board	402		402
Total	679	2,048	Total	500		500
City of Lansing, Ward 3, Precinct 24			City of Lansing, Ward 3, Precinct 24			
Election Day	75	1,854	Election Day	52		52
AV Counting Board	419	1,854	AV Counting Board	287		287
Total	494	1,854	Total	339		339
City of Lansing, Ward 3, Precinct 25			City of Lansing, Ward 3, Precinct 25			
Election Day	77	2,070	Election Day	56		56
AV Counting Board	388	2,070	AV Counting Board	293		293
Total	465	2,070	Total	349		349
City of Lansing, Ward 3, Precinct 26			City of Lansing, Ward 3, Precinct 26			
Election Day	118	2,190	Election Day	73		73
AV Counting Board	363	2,190	AV Counting Board	286		286
Total	4B1	2,190	Total	359		359
City of Lansing, Ward 3, Precinct 27			City of Lansing, Ward 3, Precinct 27			
Election Day	78	2,230	Election Day	47		47
AV Counting Board	346	2,230	AV Counting Board	256		256
Total	424	2,230	Total	303		303
City of Lansing, Ward 3, Precinct 28			City of Lansing, Ward 3, Precinct 28			
Election Day	107	1,823	Election Day	66		66
AV Counting Board	413	1,823	AV Counting Board	308		308
Total	520	1,823	Total	374		374
City of Lansing, Ward 3, Precinct 29			City of Lansing, Ward 3, Precinct 29			
Election Day	112	2,406	Election Day	87		87
AV Counting Board	529	2,406	AV Counting Board	423		423
Total	641	2,406	Total	510		510
City of Lansing, Ward 3, Precinct 30			City of Lansing, Ward 3, Precinct 30			
Election Day	139	2,494	Election Day	104		104
AV Counting Board	579	2,494	AV Counting Board	424		424
Total	718	2,494	Total	528		528

City of Lansing, Ward 3, Precinct 31			City of Lansing, Ward 3, Precinct 31			
Election Day	136	2,030	Election Day	103		103
AV Counting Board	740	2,030	AV Counting Board	530		530
Total	876	2,030	Total	633		633
City of Lansing, Ward 4, Precinct 32			City of Lansing, Ward 4, Precinct 32			
Election Day	117	1,497	Election Day	69		69
AV Counting Board	498	1,497	AV Counting Board	344		344
Total	615	1,497	Total	413		413
City of Lansing, Ward 4, Precinct 33			City of Lansing, Ward 4, Precinct 33			
Election Day	95	1,431	Election Day	60		60
AV Counting Board	556	1,431	AV Counting Board	418		418
Total	651	1,431	Total	478		478
City of Lansing, Ward 4, Precinct 34			City of Lansing, Ward 4, Precinct 34			
Election Day	83	1,178	Election Day	44		44
AV Counting Board	240	1,178	AV Counting Board	186		186
Total	323	1,178	Total	230		230
City of Lansing, Ward 4, Precinct 35			City of Lansing, Ward 4, Precinct 35			
Election Day	122	2,367	Election Day	94		94
AV Counting Board	347	2,367	AV Counting Board	287		287
Total	469	2,367	Total	381		381
City of Lansing, Ward 4, Precinct 36			City of Lansing, Ward 4, Precinct 36			
Election Day	113	1,550	Election Day	96		96
AV Counting Board	382	1,550	AV Counting Board	351		351
Total	495	1,550	Total	447		447
City of Lansing, Ward 4, Precinct 37			City of Lansing, Ward 4, Precinct 37			
Election Day	123	1,483	Election Day	98		98
AV Counting Board	483	1,483	AV Counting Board	432		432
Total	606	1,483	Total	530		530
City of Lansing, Ward 4, Precinct 38			City of Lansing, Ward 4, Precinct 38			
Election Day	116	2,275	Election Day	92		92
AV Counting Board	391	2,275	AV Counting Board	324		324
Total	507	2,275	Total	416		416
City of Lansing, Ward 4, Precinct 39			City of Lansing, Ward 4, Precinct 39			
Election Day	145	2,002	Election Day	111		111
AV Counting Board	319	2,002	AV Counting Board	258		258
Total	464	2,002	Total	369		369
City of Lansing, Ward 4, Precinct 40			City of Lansing, Ward 4, Precinct 40			
Election Day	83	1,842	Election Day	57		57
AV Counting Board	231	1,842	AV Counting Board	184		184
Total	314	1,842	Total	241		241
City of Lansing, Ward 4, Precinct 41			City of Lansing, Ward 4, Precinct 41			
Election Day	171	1,876	Election Day	103		103
AV Counting Board	624	1,876	AV Counting Board	439		439
Total	795	1,876	Total	542		542

City of Lansing, Ward 4, Precinct 42			City of Lansing, Ward 4, Precinct 42			
Election Day	128	1,788	Election Day	68		68
AV Counting Board	318	1,788	AV Counting Board	206		206
Total	446	1,788	Total	274		274
City of Lansing, Ward 4, Precinct 43			City of Lansing, Ward 4, Precinct 43			
Election Day	127	1,605	Election Day	82		82
AV Counting Board	252	1,605	AV Counting Board	179		179
Total	379	1,605	Total	261		261
City of Lansing, Ward 4, Precinct 44			City of Lansing, Ward 4, Precinct 44			
Election Day	143	1,339	Election Day	102		102
AV Counting Board	349	1,339	AV Counting Board	277		277
Total	492	1,339	Total	379		379
Lansing Charter Township, Precinct 1			Lansing Charter Township, Precinct 1			
Election Day	89	1,091	Election Day	69		69
AV Counting Board	178	1,091	AV Counting Board	152		152
Total	267	1,091	Total	221		221
Lansing Charter Township, Precinct 2			Lansing Charter Township, Precinct 2			
Election Day	173	1,350	Election Day	120		120
AV Counting Board	324	1,350	AV Counting Board	240		240
Total	497	1,350	Total	360		360
Lansing Charter Township, Precinct 3			Lansing Charter Township, Precinct 3			
Election Day	90	1,642	Election Day	56		56
AV Counting Board	223	1,642	AV Counting Board	168		168
Total	313	1,642	Total	224		224
Lansing Charter Township, Precinct 4			Lansing Charter Township, Precinct 4			
Election Day	113	1,307	Election Day	65		65
AV Counting Board	245	1,307	AV Counting Board	183		183
Total	358	1,307	Total	248		248
Lansing Charter Township, Precinct 6			Lansing Charter Township, Precinct 6			
Election Day	89	1,335	Election Day	56		56
AV Counting Board	313	1,335	AV Counting Board	225		225
Total	402	1,335	Total	281		281
Ingham County - Total	19,893	71,930	Ingham County - Total	14,686		14,686
County - Total	19,893	71,930	County - Total	14,686		14,686

Representative in State Legislature District 68 (REP) (Vote for 1)
REP

Precinct	Times Cast	Registered Voters	Precinct	Robert J Atkinson (REP)		Total Votes
County			**County**			
Ingham County			**Ingham County**			
City of Lansing, Ward 1, Precinct 1			City of Lansing, Ward 1, Precinct 1			
Election Day	140	2,359	Election Day	56		56
AV Counting Board	371	2,359	AV Counting Board	68		68
Total	511	2,359	Total	124		124
City of Lansing, Ward 1, Precinct 2			City of Lansing, Ward 1, Precinct 2			
Election Day	128	2,358	Election Day	35		35
AV Counting Board	281	2,358	AV Counting Board	31		31
Total	409	2,358	Total	66		66
City of Lansing, Ward 1, Precinct 3			City of Lansing, Ward 1, Precinct 3			
Election Day	167	1,421	Election Day	72		72
AV Counting Board	576	1,421	AV Counting Board	115		115
Total	743	1,421	Total	187		187
City of Lansing, Ward 1, Precinct 4			City of Lansing, Ward 1, Precinct 4			
Election Day	167	1,769	Election Day	34		34
AV Counting Board	425	1,769	AV Counting Board	57		57
Total	592	1,769	Total	91		91
City of Lansing, Ward 1, Precinct 5			City of Lansing, Ward 1, Precinct 5			
Election Day	136	1,786	Election Day	17		17
AV Counting Board	370	1,786	AV Counting Board	22		22
Total	506	1,786	Total	39		39
City of Lansing, Ward 1, Precinct 6			City of Lansing, Ward 1, Precinct 6			
Election Day	91	2,242	Election Day	14		14
AV Counting Board	302	2,242	AV Counting Board	20		20
Total	393	2,242	Total	34		34
City of Lansing, Ward 1, Precinct 7			City of Lansing, Ward 1, Precinct 7			
Election Day	148	2,094	Election Day	21		21
AV Counting Board	367	2,094	AV Counting Board	38		38
Total	515	2,094	Total	59		59
City of Lansing, Ward 1, Precinct 9			City of Lansing, Ward 1, Precinct 9			
Election Day	102	2,166	Election Day	33		33
AV Counting Board	290	2,166	AV Counting Board	41		41
Total	392	2,166	Total	74		74

City of Lansing, Ward 1, Precinct 45			City of Lansing, Ward 1, Precinct 45			
Election Day	110	1,567	Election Day	30		30
AV Counting Board	441	1,567	AV Counting Board	75		75
Total	551	1,567	Total	105		105
City of Lansing, Ward 2, Precinct 15			City of Lansing, Ward 2, Precinct 15			
Election Day	120	1,414	Election Day	39		39
AV Counting Board	454	1,414	AV Counting Board	56		56
Total	574	1,414	Total	95		95
City of Lansing, Ward 2, Precinct 19			City of Lansing, Ward 2, Precinct 19			
Election Day	115	2,446	Election Day	52		52
AV Counting Board	458	2,446	AV Counting Board	87		87
Total	573	2,446	Total	139		139
City of Lansing, Ward 2, Precinct 20			City of Lansing, Ward 2, Precinct 20			
Election Day	86	2,205	Election Day	21		21
AV Counting Board	357	2,205	AV Counting Board	69		69
Total	443	2,205	Total	90		90
City of Lansing, Ward 2, Precinct 21			City of Lansing, Ward 2, Precinct 21			
Election Day	137	2,048	Election Day	32		32
AV Counting Board	542	2,048	AV Counting Board	79		79
Total	679	2,048	Total	111		111
City of Lansing, Ward 3, Precinct 24			City of Lansing, Ward 3, Precinct 24			
Election Day	75	1,854	Election Day	21		21
AV Counting Board	419	1,854	AV Counting Board	82		82
Total	494	1,854	Total	103		103
City of Lansing, Ward 3, Precinct 25			City of Lansing, Ward 3, Precinct 25			
Election Day	77	2,070	Election Day	19		19
AV Counting Board	388	2,070	AV Counting Board	52		52
Total	465	2,070	Total	71		71
City of Lansing, Ward 3, Precinct 26			City of Lansing, Ward 3, Precinct 26			
Election Day	118	2,190	Election Day	41		41
AV Counting Board	363	2,190	AV Counting Board	54		54
Total	481	2,190	Total	95		95
City of Lansing, Ward 3, Precinct 27			City of Lansing, Ward 3, Precinct 27			
Election Day	78	2,230	Election Day	29		29
AV Counting Board	346	2,230	AV Counting Board	48		48
Total	424	2,230	Total	77		77
City of Lansing, Ward 3, Precinct 28			City of Lansing, Ward 3, Precinct 28			
Election Day	107	1,823	Election Day	34		34
AV Counting Board	413	1,823	AV Counting Board	63		63
Total	520	1,823	Total	97		97

City of Lansing, Ward 3, Precinct 29			City of Lansing, Ward 3, Precinct 29			
Election Day	112	2,406	Election Day	21		21
AV Counting Board	529	2,406	AV Counting Board	56		56
Total	641	2,406	Total	77		77
City of Lansing, Ward 3, Precinct 30			City of Lansing, Ward 3, Precinct 30			
Election Day	139	2,494	Election Day	28		28
AV Counting Board	579	2,494	AV Counting Board	93		93
Total	718	2,494	Total	121		121
City of Lansing, Ward 3, Precinct 31			City of Lansing, Ward 3, Precinct 31			
Election Day	136	2,030	Election Day	28		28
AV Counting Board	740	2,030	AV Counting Board	131		131
Total	876	2,030	Total	159		159
City of Lansing, Ward 4, Precinct 32			City of Lansing, Ward 4, Precinct 32			
Election Day	117	1,497	Election Day	35		35
AV Counting Board	498	1,497	AV Counting Board	85		85
Total	615	1,497	Total	120		120
City of Lansing, Ward 4, Precinct 33			City of Lansing, Ward 4, Precinct 33			
Election Day	95	1,431	Election Day	33		33
AV Counting Board	556	1,431	AV Counting Board	80		80
Total	651	1,431	Total	113		113
City of Lansing, Ward 4, Precinct 34			City of Lansing, Ward 4, Precinct 34			
Election Day	83	1,178	Election Day	36		36
AV Counting Board	240	1,178	AV Counting Board	24		24
Total	323	1,178	Total	60		60
City of Lansing, Ward 4, Precinct 35			City of Lansing, Ward 4, Precinct 35			
Election Day	122	2,367	Election Day	19		19
AV Counting Board	347	2,367	AV Counting Board	19		19
Total	469	2,367	Total	38		38
City of Lansing, Ward 4, Precinct 36			City of Lansing, Ward 4, Precinct 36			
Election Day	113	1,550	Election Day	8		8
AV Counting Board	382	1,550	AV Counting Board	8		8
Total	495	1,550	Total	16		16
City of Lansing, Ward 4, Precinct 37			City of Lansing, Ward 4, Precinct 37			
Election Day	123	1,483	Election Day	19		19
AV Counting Board	483	1,483	AV Counting Board	22		22
Total	606	1,483	Total	41		41
City of Lansing, Ward 4, Precinct 38			City of Lansing, Ward 4, Precinct 38			
Election Day	116	2,275	Election Day	16		16
AV Counting Board	391	2,275	AV Counting Board	30		30
Total	507	2,275	Total	46		46

City of Lansing, Ward 4, Precinct 39				City of Lansing, Ward 4, Precinct 39			
Election Day	145	2,002		Election Day	26		26
AV Counting Board	319	2,002		AV Counting Board	31		31
Total	464	2,002		Total	57		57
City of Lansing, Ward 4, Precinct 40				City of Lansing, Ward 4, Precinct 40			
Election Day	83	1,842		Election Day	22		22
AV Counting Board	231	1,842		AV Counting Board	26		26
Total	314	1,842		Total	48		48
City of Lansing, Ward 4, Precinct 41				City of Lansing, Ward 4, Precinct 41			
Election Day	171	1,876		Election Day	57		57
AV Counting Board	624	1,876		AV Counting Board	115		115
Total	795	1,876		Total	172		172
City of Lansing, Ward 4, Precinct 42				City of Lansing, Ward 4, Precinct 42			
Election Day	128	1,788		Election Day	52		52
AV Counting Board	318	1,788		AV Counting Board	68		68
Total	446	1,788		Total	120		120
City of Lansing, Ward 4, Precinct 43				City of Lansing, Ward 4, Precinct 43			
Election Day	127	1,605		Election Day	37		37
AV Counting Board	252	1,605		AV Counting Board	44		44
Total	379	1,605		Total	81		81
City of Lansing, Ward 4, Precinct 44				City of Lansing, Ward 4, Precinct 44			
Election Day	143	1,339		Election Day	32		32
AV Counting Board	349	1,339		AV Counting Board	37		37
Total	492	1,339		Total	69		69
Lansing Charter Township, Precinct 1				Lansing Charter Township, Precinct 1			
Election Day	89	1,091		Election Day	17		17
AV Counting Board	178	1,091		AV Counting Board	15		15
Total	267	1,091		Total	32		32
Lansing Charter Township, Precinct 2				Lansing Charter Township, Precinct 2			
Election Day	173	1,350		Election Day	45		45
AV Counting Board	324	1,350		AV Counting Board	35		35
Total	497	1,350		Total	80		80
Lansing Charter Township, Precinct 3				Lansing Charter Township, Precinct 3			
Election Day	90	1,642		Election Day	31		31
AV Counting Board	223	1,642		AV Counting Board	30		30
Total	313	1,642		Total	61		61
Lansing Charter Township, Precinct 4				Lansing Charter Township, Precinct 4			
Election Day	113	1,307		Election Day	42		42
AV Counting Board	245	1,307		AV Counting Board	36		36
Total	358	1,307		Total	78		78

Lansing Charter Township, Precinct 6			Lansing Charter Township, Precinct 6			
Election Day	89	1,335	Election Day	27		27
AV Counting Board	313	1,335	AV Counting Board	33		33
Total	402	1,335	Total	60		60
Ingham County - Total	19,893	71,930	Ingham County - Total	3,306		3,306
County - Total	19,893	71,930	County - Total	3,306		3,306

Representative in State Legislature District 69 (DEM) (Vote for 1)
DEM

Precinct	Times Cast	Registered Voters	Precinct	Julie Brixie (DEM)		Total Votes
County			**County**			
Ingham County			**Ingham County**			
City of East Lansing, Precinct 1			City of East Lansing, Precinct 1			
Election Day	22	1,152	Election Day	22		22
AV Counting Board	28	1,152	AV Counting Board	22		22
Total	50	1,152	Total	44		44
City of East Lansing, Precinct 2			City of East Lansing, Precinct 2			
Election Day	103	1,390	Election Day	77		77
AV Counting Board	352	1,390	AV Counting Board	312		312
Total	455	1,390	Total	389		389
City of East Lansing, Precinct 3			City of East Lansing, Precinct 3			
Election Day	138	2,066	Election Day	100		100
AV Counting Board	692	2,066	AV Counting Board	591		591
Total	830	2,066	Total	691		691
City of East Lansing, Precinct 4			City of East Lansing, Precinct 4			
Election Day	162	2,220	Election Day	116		116
AV Counting Board	657	2,220	AV Counting Board	553		553
Total	819	2,220	Total	669		669
City of East Lansing, Precinct 5			City of East Lansing, Precinct 5			
Election Day	155	2,436	Election Day	103		103
AV Counting Board	657	2,436	AV Counting Board	533		533
Total	812	2,436	Total	636		636
City of East Lansing, Precinct 6			City of East Lansing, Precinct 6			
Election Day	82	1,129	Election Day	59		59
AV Counting Board	309	1,129	AV Counting Board	249		249
Total	391	1,129	Total	308		308
City of East Lansing, Precinct 7			City of East Lansing, Precinct 7			
Election Day	129	1,594	Election Day	72		72
AV Counting Board	471	1,594	AV Counting Board	323		323
Total	600	1,594	Total	395		395
City of East Lansing, Precinct 8			City of East Lansing, Precinct 8			
Election Day	73	1,006	Election Day	55		55
AV Counting Board	279	1,006	AV Counting Board	229		229
Total	352	1,006	Total	284		284
City of East Lansing, Precinct 9			City of East Lansing, Precinct 9			
Election Day	118	1,914	Election Day	100		100
AV Counting Board	389	1,914	AV Counting Board	339		339
Total	507	1,914	Total	439		439

City of East Lansing, Precinct 10			City of East Lansing, Precinct 10			
Election Day	78	1,776	Election Day	61		61
AV Counting Board	178	1,776	AV Counting Board	153		153
Total	256	1,776	Total	214		214
City of East Lansing, Precinct 11			City of East Lansing, Precinct 11			
Election Day	124	2,357	Election Day	82		82
AV Counting Board	817	2,357	AV Counting Board	645		645
Total	941	2,357	Total	727		727
City of East Lansing, Precinct 12			City of East Lansing, Precinct 12			
Election Day	16	1,140	Election Day	14		14
AV Counting Board	33	1,140	AV Counting Board	30		30
Total	49	1,140	Total	44		44
City of East Lansing, Precinct 13			City of East Lansing, Precinct 13			
Election Day	13	1,023	Election Day	12		12
AV Counting Board	29	1,023	AV Counting Board	26		26
Total	42	1,023	Total	38		38
City of East Lansing, Precinct 14			City of East Lansing, Precinct 14			
Election Day	9	797	Election Day	8		8
AV Counting Board	18	797	AV Counting Board	16		16
Total	27	797	Total	24		24
City of East Lansing, Precinct 15			City of East Lansing, Precinct 15			
Election Day	23	1,660	Election Day	19		19
AV Counting Board	56	1,660	AV Counting Board	48		48
Total	79	1,660	Total	67		67
City of East Lansing, Precinct 16			City of East Lansing, Precinct 16			
Election Day	81	1,043	Election Day	60		60
AV Counting Board	164	1,043	AV Counting Board	138		138
Total	245	1,043	Total	198		198
Locke Township, Precinct 1			Locke Township, Precinct 1			
Election Day	548	1,426	Election Day	159		159
AV Counting Board	0	1,426	AV Counting Board	0		0
Total	548	1,426	Total	159		159
Meridian Charter Township, Precinct 1			Meridian Charter Township, Precinct 1			
Election Day	204	1,635	Election Day	102		102
AV Counting Board	670	1,635	AV Counting Board	455		455
Total	874	1,635	Total	557		557
Meridian Charter Township, Precinct 2			Meridian Charter Township, Precinct 2			
Election Day	123	1,743	Election Day	71		71
AV Counting Board	470	1,743	AV Counting Board	349		349
Total	593	1,743	Total	420		420
Meridian Charter Township, Precinct 3			Meridian Charter Township, Precinct 3			
Election Day	88	1,524	Election Day	50		50
AV Counting Board	513	1,524	AV Counting Board	374		374
Total	601	1,524	Total	424		424

Meridian Charter Township, Precinct 4			Meridian Charter Township, Precinct 4			
Election Day	141	2,180	Election Day	75		75
AV Counting Board	701	2,180	AV Counting Board	489		489
Total	842	2,180	Total	564		564
Meridian Charter Township, Precinct 5			Meridian Charter Township, Precinct 5			
Election Day	172	1,669	Election Day	103		103
AV Counting Board	527	1,669	AV Counting Board	373		373
Total	699	1,669	Total	476		476
Meridian Charter Township, Precinct 6			Meridian Charter Township, Precinct 6			
Election Day	118	1,495	Election Day	65		65
AV Counting Board	428	1,495	AV Counting Board	297		297
Total	546	1,495	Total	362		362
Meridian Charter Township, Precinct 7			Meridian Charter Township, Precinct 7			
Election Day	108	1,843	Election Day	56		56
AV Counting Board	717	1,843	AV Counting Board	495		495
Total	825	1,843	Total	551		551
Meridian Charter Township, Precinct 8			Meridian Charter Township, Precinct 8			
Election Day	146	2,173	Election Day	87		87
AV Counting Board	688	2,173	AV Counting Board	513		513
Total	834	2,173	Total	600		600
Meridian Charter Township, Precinct 9			Meridian Charter Township, Precinct 9			
Election Day	131	1,657	Election Day	74		74
AV Counting Board	643	1,657	AV Counting Board	498		498
Total	774	1,657	Total	572		572
Meridian Charter Township, Precinct 10			Meridian Charter Township, Precinct 10			
Election Day	132	1,788	Election Day	75		75
AV Counting Board	693	1,788	AV Counting Board	522		522
Total	825	1,788	Total	597		597
Meridian Charter Township, Precinct 11			Meridian Charter Township, Precinct 11			
Election Day	56	1,213	Election Day	36		36
AV Counting Board	364	1,213	AV Counting Board	276		276
Total	420	1,213	Total	312		312
Meridian Charter Township, Precinct 12			Meridian Charter Township, Precinct 12			
Election Day	92	1,024	Election Day	64		64
AV Counting Board	281	1,024	AV Counting Board	208		208
Total	373	1,024	Total	272		272
Meridian Charter Township, Precinct 13			Meridian Charter Township, Precinct 13			
Election Day	111	1,363	Election Day	47		47
AV Counting Board	496	1,363	AV Counting Board	368		368
Total	607	1,363	Total	415		415
Meridian Charter Township, Precinct 14			Meridian Charter Township, Precinct 14			
Election Day	139	1,708	Election Day	76		76
AV Counting Board	569	1,708	AV Counting Board	390		390
Total	708	1,708	Total	466		466

Meridian Charter Township, Precinct 15			Meridian Charter Township, Precinct 15			
Election Day	124	1,615	Election Day	60		60
AV Counting Board	676	1,615	AV Counting Board	479		479
Total	800	1,615	Total	539		539
Meridian Charter Township, Precinct 17			Meridian Charter Township, Precinct 17			
Election Day	154	3,003	Election Day	95		95
AV Counting Board	954	3,003	AV Counting Board	715		715
Total	1,108	3,003	Total	810		810
Meridian Charter Township, Precinct 18			Meridian Charter Township, Precinct 18			
Election Day	133	1,671	Election Day	77		77
AV Counting Board	322	1,671	AV Counting Board	254		254
Total	455	1,671	Total	331		331
Meridian Charter Township, Precinct 19			Meridian Charter Township, Precinct 19			
Election Day	115	1,427	Election Day	77		77
AV Counting Board	518	1,427	AV Counting Board	373		373
Total	633	1,427	Total	450		450
Meridian Charter Township, Precinct 20			Meridian Charter Township, Precinct 20			
Election Day	104	1,750	Election Day	45		45
AV Counting Board	710	1,750	AV Counting Board	446		446
Total	814	1,750	Total	491		491
Williamstown Township, Precinct 1			Williamstown Township, Precinct 1			
Election Day	310	2,388	Election Day	67		67
AV Counting Board	828	2,388	AV Counting Board	409		409
Total	1,138	2,388	Total	476		476
Williamstown Township, Precinct 2			Williamstown Township, Precinct 2			
Election Day	263	2,095	Election Day	79		79
AV Counting Board	736	2,095	AV Counting Board	401		401
Total	999	2,095	Total	480		480
Ingham County - Total	22,471	63,093	Ingham County - Total	15,491		15,491
County - Total	22,471	63,093	County - Total	15,491		15,491

Representative in State Legislature District 69 (REP) (Vote for 1)
REP

Precinct	Times Cast	Registered Voters	Precinct	Grace S. Norris (REP)		Total Votes
County			**County**			
Ingham County			**Ingham County**			
City of East Lansing, Precinct 1			City of East Lansing, Precinct 1			
Election Day	22	1,152	Election Day	0		0
AV Counting Board	28	1,152	AV Counting Board	2		2
Total	50	1,152	Total	2		2
City of East Lansing, Precinct 2			City of East Lansing, Precinct 2			
Election Day	103	1,390	Election Day	21		21
AV Counting Board	352	1,390	AV Counting Board	15		15
Total	455	1,390	Total	36		36
City of East Lansing, Precinct 3			City of East Lansing, Precinct 3			
Election Day	138	2,066	Election Day	26		26
AV Counting Board	692	2,066	AV Counting Board	47		47
Total	830	2,066	Total	73		73
City of East Lansing, Precinct 4			City of East Lansing, Precinct 4			
Election Day	162	2,220	Election Day	37		37
AV Counting Board	657	2,220	AV Counting Board	66		66
Total	819	2,220	Total	103		103
City of East Lansing, Precinct 5			City of East Lansing, Precinct 5			
Election Day	155	2,436	Election Day	42		42
AV Counting Board	657	2,436	AV Counting Board	75		75
Total	812	2,436	Total	117		117
City of East Lansing, Precinct 6			City of East Lansing, Precinct 6			
Election Day	82	1,129	Election Day	18		18
AV Counting Board	309	1,129	AV Counting Board	36		36
Total	391	1,129	Total	54		54
City of East Lansing, Precinct 7			City of East Lansing, Precinct 7			
Election Day	129	1,594	Election Day	39		39
AV Counting Board	471	1,594	AV Counting Board	100		100
Total	600	1,594	Total	139		139
City of East Lansing, Precinct 8			City of East Lansing, Precinct 8			
Election Day	73	1,006	Election Day	10		10
AV Counting Board	279	1,006	AV Counting Board	30		30
Total	352	1,006	Total	40		40

City of East Lansing, Precinct 9			City of East Lansing, Precinct 9			
Election Day	118	1,914	Election Day	9		9
AV Counting Board	389	1,914	AV Counting Board	17		17
Total	507	1,914	Total	26		26
City of East Lansing, Precinct 10			City of East Lansing, Precinct 10			
Election Day	78	1,776	Election Day	14		14
AV Counting Board	178	1,776	AV Counting Board	13		13
Total	256	1,776	Total	27		27
City of East Lansing, Precinct 11			City of East Lansing, Precinct 11			
Election Day	124	2,357	Election Day	32		32
AV Counting Board	817	2,357	AV Counting Board	93		93
Total	941	2,357	Total	125		125
City of East Lansing, Precinct 12			City of East Lansing, Precinct 12			
Election Day	16	1,140	Election Day	1		1
AV Counting Board	33	1,140	AV Counting Board	2		2
Total	49	1,140	Total	3		3
City of East Lansing, Precinct 13			City of East Lansing, Precinct 13			
Election Day	13	1,023	Election Day	0		0
AV Counting Board	29	1,023	AV Counting Board	1		1
Total	42	1,023	Total	1		1
City of East Lansing, Precinct 14			City of East Lansing, Precinct 14			
Election Day	9	797	Election Day	0		0
AV Counting Board	18	797	AV Counting Board	2		2
Total	27	797	Total	2		2
City of East Lansing, Precinct 15			City of East Lansing, Precinct 15			
Election Day	23	1,660	Election Day	2		2
AV Counting Board	56	1,660	AV Counting Board	5		5
Total	79	1,660	Total	7		7
City of East Lansing, Precinct 16			City of East Lansing, Precinct 16			
Election Day	81	1,043	Election Day	11		11
AV Counting Board	164	1,043	AV Counting Board	15		15
Total	245	1,043	Total	26		26
Locke Township, Precinct 1			Locke Township, Precinct 1			
Election Day	548	1,426	Election Day	271		271
AV Counting Board	0	1,426	AV Counting Board	0		0
Total	548	1,426	Total	271		271
Meridian Charter Township, Precinct 1			Meridian Charter Township, Precinct 1			
Election Day	204	1,635	Election Day	85		85
AV Counting Board	670	1,635	AV Counting Board	119		119
Total	874	1,635	Total	204		204

Meridian Charter Township, Precinct 2			Meridian Charter Township, Precinct 2			
Election Day	123	1,743	Election Day	45		45
AV Counting Board	470	1,743	AV Counting Board	68		68
Total	593	1,743	Total	113		113
Meridian Charter Township, Precinct 3			Meridian Charter Township, Precinct 3			
Election Day	88	1,524	Election Day	33		33
AV Counting Board	513	1,524	AV Counting Board	96		96
Total	601	1,524	Total	129		129
Meridian Charter Township, Precinct 4			Meridian Charter Township, Precinct 4			
Election Day	141	2,180	Election Day	60		60
AV Counting Board	701	2,180	AV Counting Board	134		134
Total	842	2,180	Total	194		194
Meridian Charter Township, Precinct 5			Meridian Charter Township, Precinct 5			
Election Day	172	1,669	Election Day	62		62
AV Counting Board	527	1,669	AV Counting Board	76		76
Total	699	1,669	Total	138		138
Meridian Charter Township, Precinct 6			Meridian Charter Township, Precinct 6			
Election Day	118	1,495	Election Day	46		46
AV Counting Board	428	1,495	AV Counting Board	63		63
Total	546	1,495	Total	109		109
Meridian Charter Township, Precinct 7			Meridian Charter Township, Precinct 7			
Election Day	108	1,843	Election Day	41		41
AV Counting Board	717	1,843	AV Counting Board	118		118
Total	825	1,843	Total	159		159
Meridian Charter Township, Precinct 8			Meridian Charter Township, Precinct 8			
Election Day	146	2,173	Election Day	48		48
AV Counting Board	688	2,173	AV Counting Board	87		87
Total	834	2,173	Total	135		135
Meridian Charter Township, Precinct 9			Meridian Charter Township, Precinct 9			
Election Day	131	1,657	Election Day	44		44
AV Counting Board	643	1,657	AV Counting Board	64		64
Total	774	1,657	Total	108		108
Meridian Charter Township, Precinct 10			Meridian Charter Township, Precinct 10			
Election Day	132	1,788	Election Day	45		45
AV Counting Board	693	1,788	AV Counting Board	95		95
Total	825	1,788	Total	140		140
Meridian Charter Township, Precinct 11			Meridian Charter Township, Precinct 11			
Election Day	56	1,213	Election Day	15		15
AV Counting Board	364	1,213	AV Counting Board	43		43
Total	420	1,213	Total	58		58

Meridian Charter Township, Precinct 12				Meridian Charter Township, Precinct 12			
Election Day	92	1,024		Election Day	24		24
AV Counting Board	281	1,024		AV Counting Board	35		35
Total	373	1,024		Total	59		59
Meridian Charter Township, Precinct 13				Meridian Charter Township, Precinct 13			
Election Day	111	1,363		Election Day	51		51
AV Counting Board	496	1,363		AV Counting Board	65		65
Total	607	1,363		Total	116		116
Meridian Charter Township, Precinct 14				Meridian Charter Township, Precinct 14			
Election Day	139	1,708		Election Day	56		56
AV Counting Board	569	1,708		AV Counting Board	101		101
Total	708	1,708		Total	157		157
Meridian Charter Township, Precinct 15				Meridian Charter Township, Precinct 15			
Election Day	124	1,615		Election Day	54		54
AV Counting Board	676	1,615		AV Counting Board	97		97
Total	800	1,615		Total	151		151
Meridian Charter Township, Precinct 17				Meridian Charter Township, Precinct 17			
Election Day	154	3,003		Election Day	49		49
AV Counting Board	954	3,003		AV Counting Board	113		113
Total	1,108	3,003		Total	162		162
Meridian Charter Township, Precinct 18				Meridian Charter Township, Precinct 18			
Election Day	133	1,671		Election Day	47		47
AV Counting Board	322	1,671		AV Counting Board	30		30
Total	455	1,671		Total	77		77
Meridian Charter Township, Precinct 19				Meridian Charter Township, Precinct 19			
Election Day	115	1,427		Election Day	33		33
AV Counting Board	518	1,427		AV Counting Board	87		87
Total	633	1,427		Total	120		120
Meridian Charter Township, Precinct 20				Meridian Charter Township, Precinct 20			
Election Day	104	1,750		Election Day	55		55
AV Counting Board	710	1,750		AV Counting Board	187		187
Total	814	1,750		Total	242		242
Williamstown Township, Precinct 1				Williamstown Township, Precinct 1			
Election Day	310	2,388		Election Day	207		207
AV Counting Board	828	2,388		AV Counting Board	213		213
Total	1,138	2,388		Total	420		420
Williamstown Township, Precinct 2				Williamstown Township, Precinct 2			
Election Day	263	2,095		Election Day	166		166
AV Counting Board	736	2,095		AV Counting Board	189		189
Total	999	2,095		Total	355		355
Ingham County - Total	22,471	63,093		Ingham County - Total	4,398		4,398

United States Senator - Democratic Party - Vote for not more than 1

Precinct	Election Day Ballots Cast	Total Ballots Cast	Registered Voters	Turnout Percentage
City of Belding, Precinct 1	371	371	1590	23.33 %
City of Belding, Precinct 2	327	327	1418	23.06 %
City of Belding, Precinct 3	271	271	946	28.65 %
Township of Berlin, Precinct 1	573	573	1638	34.98 %
Township of Boston, Precinct 1	568	568	1430	39.72 %
Township of Boston, Precinct 2	513	513	1668	30.76 %
Township of Boston, Precinct 3	399	399	1534	26.01 %
Township of Campbell, Precinct 1	607	607	1875	32.37 %
Township of Danby, Precinct 1	733	733	2283	32.11 %
Township of Easton, Precinct 1	394	394	1140	34.56 %
Township of Easton, Precinct 2	380	380	1313	28.94 %
City of Ionia, Ward 1, Precinct 1	276	276	1274	21.66 %
City of Ionia, Ward 2, Precinct 2	207	207	1149	18.02 %
City of Ionia, Ward 3, Precinct 3	239	239	1160	20.60 %
City of Ionia, Ward 4, Precinct 4	267	267	1153	23.16 %
Township of Ionia, Precinct 1	763	763	3058	24.95 %
Township of Keene, Precinct 1	492	492	1331	36.96 %
Township of Lyons, Precinct 1	268	268	983	27.26 %

United States Senator - Democratic Party - Vote for not more than 1

Precinct	[illegible]	[illegible]	[illegible]	[illegible]	[illegible]	[illegible]	[illegible]	[illegible]	Registered Voters	Turnout Percentage
Township of Lyons, Precinct 2	42	42	2	0	24	0	318	318	958	33.19 %
Township of Lyons, Precinct 3	47	47	2	0	15	0	174	174	720	24.17 %
Township of North Plains, Precinct 1	58	58	3	1	15	0	229	229	945	24.23 %
Township of Odessa, Precinct 1	105	105	0	0	25	0	393	393	1540	25.52 %
Township of Odessa, Precinct 2	91	91	0	0	15	0	474	474	1396	33.95 %
Township of Orange, Precinct 1	60	60	0	0	10	1	291	291	783	37.16 %
Township of Orleans, Precinct 1	99	99	3	0	26	0	526	526	1979	26.58 %
Township of Otisco, Precinct 1	95	95	3	0	6	0	670	670	1814	36.93 %
City of Portland, Precinct 1	327	327	1	0	34	0	910	910	2773	32.82 %
Township of Portland, Precinct 1	108	108	0	0	39	0	439	439	1418	30.96 %
Township of Portland, Precinct 2	100	100	0	0	31	0	438	438	1406	31.15 %
Township of Ronald, Precinct 1	62	62	0	1	23	1	496	496	1403	35.35 %
Township of Sebewa, Precinct 1	36	36	0	0	25	0	270	270	898	30.07 %
Totals	**3148**	**3148**	**57**	**4**	**690**	**5**	**13276**	**13276**	**44976**	**29.52 %**

United States Senator - Republican Party - Vote for not more than 1



Precinct										
City of Belding, Precinct 1	206	206	30	0	4	1	371	371	1590	23.33 %
City of Belding, Precinct 2	173	173	13	0	3	1	327	327	1418	23.06 %
City of Belding, Precinct 3	141	141	26	0	3	1	271	271	946	28.65 %
Township of Berlin, Precinct 1	354	354	64	0	3	3	573	573	1638	34.98 %
Township of Boston, Precinct 1	339	339	42	0	5	1	568	568	1430	39.72 %
Township of Boston, Precinct 2	352	352	27	0	6	2	513	513	1668	30.76 %
Township of Boston, Precinct 3	243	243	31	0	1	4	399	399	1534	26.01 %
Township of Campbell, Precinct 1	428	428	45	0	3	2	607	607	1875	32.37 %
Township of Danby, Precinct 1	429	429	63	0	16	6	733	733	2283	32.11 %
Township of Easton, Precinct 1	230	230	42	0	17	1	394	394	1140	34.56 %
Township of Easton, Precinct 2	203	203	29	1	12	0	380	380	1313	28.94 %
City of Ionia, Ward 1, Precinct 1	114	114	19	1	7	0	276	276	1274	21.66 %
City of Ionia, Ward 2, Precinct 2	94	94	18	0	4	0	207	207	1149	18.02 %
City of Ionia, Ward 3, Precinct 3	124	124	16	0	5	2	239	239	1160	20.60 %
City of Ionia, Ward 4, Precinct 4	126	126	18	0	5	1	267	267	1153	23.16 %
Township of Ionia, Precinct 1	404	404	68	0	31	4	763	763	3058	24.95 %
Township of Keene, Precinct 1	310	310	33	0	12	3	492	492	1331	36.96 %
Township of Lyons, Precinct 1	151	151	29	0	3	2	268	268	983	27.26 %

United States Senator - Republican Party - Vote for not more than 1



Precinct										
Township of Lyons, Precinct 2	212	212	30	0	6	0	318	318	958	33.19 %
Township of Lyons, Precinct 3	95	95	9	0	5	2	174	174	720	24.17 %
Township of North Plains, Precinct 1	111	111	24	0	9	1	229	229	945	24.23 %
Township of Odessa, Precinct 1	218	218	38	0	4	2	393	393	1540	25.52 %
Township of Odessa, Precinct 2	319	319	36	0	2	4	474	474	1396	33.95 %
Township of Orange, Precinct 1	189	189	30	0	0	0	291	291	783	37.16 %
Township of Orleans, Precinct 1	341	341	46	0	5	1	526	526	1979	26.58 %
Township of Otisco, Precinct 1	460	460	99	0	1	5	670	670	1814	36.93 %
City of Portland, Precinct 1	444	444	78	0	9	7	910	910	2773	32.82 %
Township of Portland, Precinct 1	243	243	42	0	6	1	439	439	1418	30.96 %
Township of Portland, Precinct 2	249	249	46	0	4	1	438	438	1406	31.15 %
Township of Ronald, Precinct 1	344	344	60	0	3	3	496	496	1403	35.35 %
Township of Sebewa, Precinct 1	182	182	21	0	0	1	270	270	898	30.07 %
Totals	**7828**	**7828**	**1172**	**2**	**194**	**62**	**13276**	**13276**	**44976**	**29.52 %**

Representative in Congress 3rd District - Democratic Party - Vote for not more than 1

Precinct	[illegible]	[illegible]	[illegible]	[illegible]	[illegible]	[illegible]	[illegible]	[illegible]	Registered Voters	Turnout Percentage
City of Belding, Precinct 1	116	116	7	0	4	0	371	371	1590	23.33 %
City of Belding, Precinct 2	109	109	4	0	19	0	327	327	1418	23.06 %
City of Belding, Precinct 3	80	80	3	0	14	0	271	271	946	28.65 %
Township of Berlin, Precinct 1	106	106	11	0	20	0	573	573	1638	34.98 %
Township of Boston, Precinct 1	131	131	5	0	26	0	568	568	1430	39.72 %
Township of Boston, Precinct 2	97	97	4	0	17	0	513	513	1668	30.76 %
Township of Boston, Precinct 3	88	88	2	0	20	0	399	399	1534	26.01 %
Township of Campbell, Precinct 1	99	99	3	0	16	0	607	607	1875	32.37 %
Township of Danby, Precinct 1	168	168	13	0	28	0	733	733	2283	32.11 %
Township of Easton, Precinct 1	78	78	7	0	11	0	394	394	1140	34.56 %
Township of Easton, Precinct 2	100	100	11	0	11	0	380	380	1313	28.94 %
City of Ionia, Ward 1, Precinct 1	105	105	5	0	21	0	276	276	1274	21.66 %
City of Ionia, Ward 2, Precinct 2	77	77	6	0	4	0	207	207	1149	18.02 %
City of Ionia, Ward 3, Precinct 3	72	72	6	0	11	0	239	239	1160	20.60 %
City of Ionia, Ward 4, Precinct 4	92	92	2	0	20	0	267	267	1153	23.16 %
Township of Ionia, Precinct 1	169	169	22	0	46	0	763	763	3058	24.95 %
Township of Keene, Precinct 1	99	99	3	0	29	0	492	492	1331	36.96 %
Township of Lyons, Precinct 1	56	56	10	0	10	0	268	268	983	27.26 %

Representative in Congress 3rd District - Democratic Party - Vote for not more than 1

Precinct	[illegible]	[illegible]	[illegible]	[illegible]	[illegible]	[illegible]	[illegible]	[illegible]	Registered Voters	Turnout Percentage
Township of Lyons, Precinct 2	43	43	1	0	17	0	318	318	958	33.19 %
Township of Lyons, Precinct 3	44	44	5	0	10	0	174	174	720	24.17 %
Township of North Plains, Precinct 1	53	53	8	1	12	0	229	229	945	24.23 %
Township of Odessa, Precinct 1	99	99	6	0	15	0	393	393	1540	25.52 %
Township of Odessa, Precinct 2	85	85	6	0	13	0	474	474	1396	33.95 %
Township of Orange, Precinct 1	53	53	7	0	7	1	291	291	783	37.16 %
Township of Orleans, Precinct 1	97	97	5	0	19	0	526	526	1979	26.58 %
Township of Otisco, Precinct 1	90	90	8	0	5	0	670	670	1814	36.93 %
City of Portland, Precinct 1	312	312	16	0	23	0	910	910	2773	32.82 %
Township of Portland, Precinct 1	100	100	8	0	32	0	439	439	1418	30.96 %
Township of Portland, Precinct 2	97	97	3	0	27	0	438	438	1406	31.15 %
Township of Ronald, Precinct 1	56	56	7	0	18	1	496	496	1403	35.35 %
Township of Sebewa, Precinct 1	32	32	3	1	19	0	270	270	898	30.07 %
Totals	**3003**	**3003**	**207**	**2**	**544**	**2**	**13276**	**13276**	**44976**	**29.52 %**

Representative in Congress 3rd District - Republican Party - Vote for not more than 1



Precinct														
City of Belding, Precinct 1	58	4	123	32	5	222	15	0	8	0	371	371	1590	23.33 %
City of Belding, Precinct 2	39	13	91	38	4	185	2	0	7	0	327	327	1418	23.06 %
City of Belding, Precinct 3	24	4	83	41	4	156	10	1	8	1	271	271	946	28.65 %
Township of Berlin, Precinct 1	75	17	211	85	11	399	19	0	10	3	573	573	1638	34.98 %
Township of Boston, Precinct 1	100	14	179	60	13	366	15	1	12	0	568	568	1430	39.72 %
Township of Boston, Precinct 2	82	20	171	86	12	371	8	2	9	0	513	513	1668	30.76 %
Township of Boston, Precinct 3	60	19	128	49	11	267	11	0	2	0	399	399	1534	26.01 %
Township of Campbell, Precinct 1	93	9	230	116	9	457	14	2	8	2	607	607	1875	32.37 %
Township of Danby, Precinct 1	100	29	225	95	10	459	38	1	19	0	733	733	2283	32.11 %
Township of Easton, Precinct 1	53	10	128	57	9	257	15	1	22	0	394	394	1140	34.56 %
Township of Easton, Precinct 2	50	16	120	23	7	216	17	0	16	0	380	380	1313	28.94 %
City of Ionia, Ward 1, Precinct 1	27	11	72	12	1	123	9	2	11	0	276	276	1274	21.66 %
City of Ionia, Ward 2, Precinct 2	22	11	46	25	0	104	7	0	6	1	207	207	1149	18.02 %
City of Ionia, Ward 3, Precinct 3	26	8	71	24	2	131	8	3	6	0	239	239	1160	20.60 %
City of Ionia, Ward 4, Precinct 4	33	9	67	27	5	141	3	1	9	0	267	267	1153	23.16 %
Township of Ionia, Precinct 1	108	28	233	57	23	449	25	2	50	0	763	763	3058	24.95 %
Township of Keene, Precinct 1	71	18	160	67	9	325	18	3	14	0	492	492	1331	36.96 %
Township of Lyons, Precinct 1	23	40	68	39	8	178	3	0	7	1	268	268	983	27.26 %

Representative in Congress 3rd District - Republican Party - Vote for not more than 1



Precinct														
Township of Lyons, Precinct 2	37	11	106	44	10	208	33	1	11	0	318	318	958	33.19 %
Township of Lyons, Precinct 3	10	26	37	22	4	99	7	0	9	0	174	174	720	24.17 %
Township of North Plains, Precinct 1	26	12	56	25	6	12S	11	0	16	0	229	229	945	24.23 %
Township of Odessa, Precinct 1	51	13	124	39	7	234	21	2	10	1	393	393	1540	25.52 %
Township of Odessa, Precinct 2	70	18	164	66	12	330	28	1	6	0	474	474	1396	33.95 %
Township of Orange, Precinct 1	39	7	92	53	7	198	19	1	4	1	291	291	783	37.16 %
Township of Orleans, Precinct 1	69	19	185	83	7	363	20	3	12	2	526	526	1979	26.58 %
Township of Otisco, Precinct 1	118	32	248	91	23	512	51	0	2	1	670	670	1814	36.93 %
City of Portland, Precinct 1	108	46	260	65	18	497	30	1	17	1	910	910	2773	32.82 %
Township of Portland, Precinct 1	51	10	147	39	6	253	33	0	15	0	439	439	1418	30.96 %
Township of Portland, Precinct 2	53	26	107	73	14	273	21	2	4	0	438	438	1406	31.15 %
Township of Ronald, Precinct 1	67	33	191	77	12	380	27	0	10	0	496	496	1403	35.35 %
Township of Sebewa, Precinct 1	S7	12	86	37	4	196	8	0	9	0	270	270	898	30.07 %
Totals	**1800**	**545**	**4209**	**1647**	**273**	**8474**	**546**	**30**	**349**	**14**	**13276**	**13276**	**44976**	**29.52 %**

Representative in State Legislature 86th District - Democratic Party - Vote for not more than 1

Precinct	Sue Allen	Jeff Nesbit	Carl Jacobs	Unresolved	Overvotes	Undervotes	Write-In Votes	Election Day Ballots Cast	Total Ballots Cast	Registered Voters	Turnout Percentage
City of Belding, Precinct 1	75	40	115	8	0	6	0	371	371	1590	23.33 %
City of Belding, Precinct 2	58	50	108	5	0	17	0	327	327	1418	23.06 %
City of Belding, Precinct 3	58	20	78	4	0	12	1	271	271	946	28.65 %
Township of Easton, Precinct 1	40	40	80	5	0	15	0	394	394	1140	34.56 %
Township of Easton, Precinct 2	67	32	99	12	0	13	0	380	380	1313	28.94 %
City of Ionia, Ward 1, Precinct 1	58	43	101	9	0	26	0	276	276	1274	21.66 %
City of Ionia, Ward 2, Precinct 2	54	23	77	5	1	5	0	207	207	1149	18.02 %
City of Ionia, Ward 3, Precinct 3	47	25	72	6	0	9	0	239	239	1160	20.60 %
City of Ionia, Ward 4, Precinct 4	57	34	91	3	0	22	0	267	267	1153	23.16 %
Township of Ionia, Precinct 1	108	59	167	21	3	44	0	763	763	3058	24.95 %
Township of Orleans, Precinct 1	68	26	94	6	2	24	0	526	526	1979	26.58 %
Township of Otisco, Precinct 1	61	32	93	5	0	4	0	670	670	1814	36.93 %
Totals	**751**	**424**	**1175**	**89**	**6**	**197**	**1**	**4691**	**4691**	**17994**	**26.07 %**

Representative in State Legislature 86th District - Republican Party - Vote for not more than 1

Precinct	Thomas A. Albert	Carl Bess	Jason Sias	Cassandra	Write-In Votes	Rejected write-in votes	Election Day Ballots Cast	Total Ballots Cast	Registered Voters	Turnout Percentage
City of Belding, Precinct 1	209	209	28	0	7	0	371	371	1590	23.33 %
City of Belding, Precinct 2	178	178	9	0	10	0	327	327	1418	23.06 %
City of Belding, Precinct 3	149	149	19	0	10	0	271	271	946	28.65 %
Township of Easton, Precinct 1	233	233	40	0	18	0	394	394	1140	34.56 %
Township of Easton, Precinct 2	185	185	46	1	13	1	380	380	1313	28.94 %
City of Ionia, Ward 1, Precinct 1	106	106	28	0	7	0	276	276	1274	21.66 %
City of Ionia, Ward 2, Precinct 2	90	90	22	0	7	0	207	207	1149	18.02 %
City of Ionia, Ward 3, Precinct 3	119	119	23	0	5	0	239	239	1160	20.60 %
City of Ionia, Ward 4, Precinct 4	123	123	22	0	12	0	267	267	1153	23.16 %
Township of Ionia, Precinct 1	400	400	76	0	47	0	763	763	3058	24.95 %
Township of Orleans, Precinct 1	351	351	35	0	13	2	526	526	1979	26.58 %
Township of Otisco, Precinct 1	484	484	77	0	3	3	670	670	1814	36.93 %
Totals	**2627**	**2627**	**425**	**1**	**152**	**6**	**4691**	**4691**	**17994**	**26.07 %**

Representative in State Legislature 87th District - Democratic Party - Vote for not more than 1



Precinct										
Township of Berlin, Precinct 1	104	104	12	0	20	1	573	573	1638	34.98 %
Township of Boston, Precinct 1	131	131	5	0	27	0	568	568	1430	39.72 %
Township of Boston, Precinct 2	92	92	8	1	18	0	513	513	1668	30.76 %
Township of Boston, Precinct 3	86	86	4	0	19	0	399	399	1534	26.01 %
Township of Campbell, Precinct 1	98	98	4	0	15	0	607	607	1875	32.37 %
Township of Danby, Precinct 1	165	165	16	0	29	0	733	733	2283	32.11 %
Township of Keene, Precinct 1	93	93	9	0	22	0	492	492	1331	36.96 %
Township of Lyons, Precinct 1	56	56	10	0	10	0	268	268	983	27.26 %
Township of Lyons, Precinct 2	39	39	5	0	14	0	318	318	958	33.19 %
Township of Lyons, Precinct 3	43	43	6	0	12	0	174	174	720	24.17 %
Township of North Plains, Precinct 1	53	53	8	1	12	0	229	229	945	24.23 %
Township of Odessa, Precinct 1	99	99	6	0	16	0	393	393	1540	25.52 %
Township of Odessa, Precinct 2	86	86	5	0	9	0	474	474	1396	33.95 %
Township of Orange, Precinct 1	52	52	8	0	7	1	291	291	783	37.16 %
City of Portland, Precinct 1	310	310	18	0	18	0	910	910	2773	32.82 %
Township of Portland, Precinct 1	99	99	9	0	27	0	439	439	1418	30.96 %
Township of Portland, Precinct 2	91	91	9	0	26	0	438	438	1406	31.15 %

Representative in State Legislature 87th District - Democratic Party - Vote for not more than 1

Precinct	[illegible]	[illegible]	[illegible]	[illegible]	[illegible]	[illegible]	[illegible]	[illegible]	Registered Voters	Turnout Percentage
Township of Ronald, Precinct 1	55	55	9	0	20	0	496	496	1403	35.35 %
Township of Sebewa, Precinct 1	32	32	3	1	20	0	270	270	898	30.07 %
Totals	**1784**	**1784**	**154**	**3**	**341**	**2**	**8585**	**8585**	**26982**	**31.82 %**

Representative in State Legislature 87th District - Republican Party - Vote for not more than 1

Precinct	[illegible]	[illegible]	[illegible]	[illegible]	[illegible]	[illegible]	[illegible]	[illegible]	Registered Voters	Turnout Percentage
Township of Berlin, Precinct 1	370	370	49	0	11	2	573	573	1638	34.98 %
Township of Boston, Precinct 1	341	341	41	0	12	0	568	568	1430	39.72 %
Township of Boston, Precinct 2	340	340	39	0	12	2	513	513	1668	30.76 %
Township of Boston, Precinct 3	245	245	33	0	4	0	399	399	1534	26.01 %
Township of Campbell, Precinct 1	423	423	50	0	13	2	607	607	1875	32.37 %
Township of Danby, Precinct 1	441	441	54	1	19	2	733	733	2283	32.11 %
Township of Keene, Precinct 1	302	302	41	0	19	3	492	492	1331	36.96 %
Township of Lyons, Precinct 1	154	154	27	0	7	1	268	268	983	27.26 %
Township of Lyons, Precinct 2	218	218	23	0	15	1	318	318	958	33.19 %
Township of Lyons, Precinct 3	93	93	13	0	10	0	174	174	720	24.17 %
Township of North Plains, Precinct 1	109	109	27	0	18	0	229	229	945	24.23 %
Township of Odessa, Precinct 1	235	235	23	0	9	0	393	393	1540	25.52 %
Township of Odessa, Precinct 2	314	314	42	0	8	3	474	474	1396	33.95 %
Township of Orange, Precinct 1	199	199	19	0	4	1	291	291	783	37.16 %
City of Portland, Precinct 1	445	445	79	0	20	5	910	910	2773	32.82 %
Township of Portland, Precinct 1	251	251	34	0	24	1	439	439	1418	30.96 %
Township of Portland, Precinct 2	254	254	41	0	9	1	438	438	1406	31.15 %

Representative in State Legislature 87th District - Republican Party - Vote for not more than 1

Precinct	[illegible]	[illegible]	[illegible]	[illegible]	[illegible]	[illegible]	[illegible]	[illegible]	Registered Voters	Turnout Percentage
Township of Ronald, Precinct 1	341	341	60	0	9	6	496	496	1403	35.35 %
Township of Sebewa, Precinct 1	191	191	12	0	13	1	270	270	898	30.07 %
Totals	**5266**	**5266**	**707**	**1**	**236**	**31**	**8585**	**8585**	**26982**	**31.82 %**

City of Belding, Precinct 1

United States Senator - Democratic Party - Vote for not more than 1

Choice	Party	Election Day		Total	
Gary Peters		122	93.85%	122	93.85%
	Cast Votes:	122	93.85%	122	93.85%
	Undervotes:	1	0.77%	1	0.77%
	Overvotes:	0	0.00%	0	0.00%
	Invalid votes:	7	5.38%	7	5.38%
	Rejected write-in votes:	0	0.00%	0	0.00%

Representative in Congress 3rd District - Democratic Party - Vote for not more than 1

Choice	Party	Election Day		Total	
Hillary Scholten		116	91.34%	116	91.34%
	Cast Votes:	116	91.34%	116	91.34%
	Undervotes:	7	5.51%	7	5.51%
	Overvotes:	0	0.00%	0	0.00%
	Invalid votes:	4	3.15%	4	3.15%
	Rejected write-in votes:	0	0.00%	0	0.00%

Representative in State Legislature 86th District - Democratic Party - Vote for not more than 1

Choice	Party	Election Day		Total	
Sue Hayes		75	58.14%	75	58.14%
Jeff Merritt		40	31.01%	40	31.01%
	Cast Votes:	115	89.15%	115	89.15%
	Undervotes:	8	6.20%	8	6.20%
	Overvotes:	0	0.00%	0	0.00%
	Invalid votes:	6	4.65%	6	4.65%
	Rejected write-in votes:	0	0.00%	0	0.00%

City of Belding, Precinct 1

Prosecuting Attorney - Democratic Party - Vote for not more than 1

Choice	Party	Election Day		Total	
	Cast Votes:	0	0.00%	0	0.00%
	Undervotes:	119	95.97%	119	95.97%
	Overvotes:	0	0.00%	0	0.00%
	Invalid votes:	1	0.81%	1	0.81%
	Rejected write-in votes:	4	3.23%	4	3.23%

Sheriff - Democratic Party - Vote for not more than 1

Choice	Party	Election Day		Total	
	Cast Votes:	0	0.00%	0	0.00%
	Undervotes:	118	95.93%	118	95.93%
	Overvotes:	0	0.00%	0	0.00%
	Invalid votes:	0	0.00%	0	0.00%
	Rejected write-in votes:	5	4.07%	5	4.07%

Clerk - Democratic Party - Vote for not more than 1

Choice	Party	Election Day		Total	
	Cast Votes:	0	0.00%	0	0.00%
	Undervotes:	120	97.56%	120	97.56%
	Overvotes:	0	0.00%	0	0.00%
	Invalid votes:	0	0.00%	0	0.00%
	Rejected write-in votes:	3	2.44%	3	2.44%

Treasurer - Democratic Party - Vote for not more than 1

Choice	Party	Election Day		Total	
	Cast Votes:	0	0.00%	0	0.00%
	Undervotes:	121	98.37%	121	98.37%
	Overvotes:	0	0.00%	0	0.00%
	Invalid votes:	0	0.00%	0	0.00%
	Rejected write-in votes:	2	1.63%	2	1.63%

City of Belding, Precinct 1

Register of Deeds - Democratic Party - Vote for not more than 1

Choice	Party	Election Day		Total	
	Cast Votes:	0	0.00%	0	0.00%
	Undervotes:	119	96.75%	119	96.75%
	Overvotes:	0	0.00%	0	0.00%
	Invalid votes:	0	0.00%	0	0.00%
	Rejected write-in votes:	4	3.25%	4	3.25%

Drain Commissioner - Democratic Party - Vote for not more than 1

Choice	Party	Election Day		Total	
	Cast Votes:	0	0.00%	0	0.00%
	Undervotes:	120	97.56%	120	97.56%
	Overvotes:	0	0.00%	0	0.00%
	Invalid votes:	0	0.00%	0	0.00%
	Rejected write-in votes:	3	2.44%	3	2.44%

County Commissioner 1st District - Democratic Party - Vote for not more than 1

Choice	Party	Election Day		Total	
Lynn S. Mason		105	80.15%	105	80.15%
	Cast Votes:	105	80.15%	105	80.15%
	Undervotes:	18	13.74%	18	13.74%
	Overvotes:	0	0.00%	0	0.00%
	Invalid votes:	8	6.11%	8	6.11%
	Rejected write-in votes:	0	0.00%	0	0.00%

City of Belding, Precinct 1

United States Senator - Republican Party - Vote for not more than 1

Choice	Party	Election Day		Total	
John James		206	85.48%	206	85.48%
	Cast Votes:	206	85.48%	206	85.48%
	Undervotes:	30	12.45%	30	12.45%
	Overvotes:	0	0.00%	0	0.00%
	Invalid votes:	4	1.66%	4	1.66%
	Rejected write-in votes:	1	0.41%	1	0.41%

Representative in Congress 3rd District - Republican Party - Vote for not more than 1

Choice	Party	Election Day		Total	
Lynn Afendoulis		58	23.67%	58	23.67%
Joe Farrington		4	1.63%	4	1.63%
Peter Meijer		123	50.20%	123	50.20%
Thomas J. Norton		32	13.06%	32	13.06%
Emily Rafi		5	2.04%	5	2.04%
	Cast Votes:	222	90.61%	222	90.61%
	Undervotes:	15	6.12%	15	6.12%
	Overvotes:	0	0.00%	0	0.00%
	Invalid votes:	8	3.27%	8	3.27%
	Rejected write-in votes:	0	0.00%	0	0.00%

Representative in State Legislature 86th District - Republican Party - Vote for not more than 1

Choice	Party	Election Day		Total	
Thomas A. Albert		209	85.66%	209	85.66%
	Cast Votes:	209	85.66%	209	85.66%
	Undervotes:	28	11.48%	28	11.48%
	Overvotes:	0	0.00%	0	0.00%
	Invalid votes:	7	2.87%	7	2.87%
	Rejected write-in votes:	0	0.00%	0	0.00%

City of Belding, Precinct 1

Prosecuting Attorney - Republican Party - Vote for not more than 1

Choice	Party	Election Day		Total	
Kyle Butler		193	79.10%	193	79.10%
	Cast Votes:	193	79.10%	193	79.10%
	Undervotes:	43	17.62%	43	17.62%
	Overvotes:	0	0.00%	0	0.00%
	Invalid votes:	7	2.87%	7	2.87%
	Rejected write-in votes:	1	0.41%	1	0.41%

Sheriff - Republican Party - Vote for not more than 1

Choice	Party	Election Day		Total	
Douglas Gurski		26	10.57%	26	10.57%
Charlie Noll		162	65.85%	162	65.85%
Robert Rickert		37	15.04%	37	15.04%
	Cast Votes:	225	91.46%	225	91.46%
	Undervotes:	12	4.88%	12	4.88%
	Overvotes:	0	0.00%	0	0.00%
	Invalid votes:	9	3.66%	9	3.66%
	Rejected write-in votes:	0	0.00%	0	0.00%

Clerk - Republican Party - Vote for not more than 1

Choice	Party	Election Day		Total	
Greg Geiger		193	79.10%	193	79.10%
	Cast Votes:	193	79.10%	193	79.10%
	Undervotes:	44	18.03%	44	18.03%
	Overvotes:	0	0.00%	0	0.00%
	Invalid votes:	7	2.87%	7	2.87%
	Rejected write-in votes:	0	0.00%	0	0.00%

City of Belding, Precinct 1

Treasurer - Republican Party - Vote for not more than 1

Choice	Party	Election Day		Total	
Judith A. Clark		191	78.28%	191	78.28%
	Cast Votes:	191	78.28%	191	78.28%
	Undervotes:	45	18.44%	45	18.44%
	Overvotes:	0	0.00%	0	0.00%
	Invalid votes:	7	2.87%	7	2.87%
	Rejected write-in votes:	1	0.41%	1	0.41%

Register of Deeds - Republican Party - Vote for not more than 1

Choice	Party	Election Day		Total	
Rhonda Lake		130	53.06%	130	53.06%
Will Wagner		86	35.10%	86	35.10%
	Cast Votes:	216	88.16%	216	88.16%
	Undervotes:	21	8.57%	21	8.57%
	Overvotes:	0	0.00%	0	0.00%
	Invalid votes:	8	3.27%	8	3.27%
	Rejected write-in votes:	0	0.00%	0	0.00%

Drain Commissioner - Republican Party - Vote for not more than 1

Choice	Party	Election Day		Total	
Robert J. Rose		183	74.69%	183	74.69%
	Cast Votes:	183	74.69%	183	74.69%
	Undervotes:	52	21.22%	52	21.22%
	Overvotes:	0	0.00%	0	0.00%
	Invalid votes:	8	3.27%	8	3.27%
	Rejected write-in votes:	2	0.82%	2	0.82%

City of Belding, Precinct 1

County Commissioner 1st District - Republican Party - Vote for not more than 1

Choice	Party	Election Day		Total	
David R. Hodges		201	82.38%	201	82.38%
	Cast Votes:	201	82.38%	201	82.38%
	Undervotes:	36	14.75%	36	14.75%
	Overvotes:	0	0.00%	0	0.00%
	Invalid votes:	7	2.87%	7	2.87%
	Rejected write-in votes:	0	0.00%	0	0.00%

911 Operating Surcharge - Nonpartisan Party

Choice	Party	Election Day		Total	
Yes		244	65.77%	244	65.77%
No		103	27.76%	103	27.76%
	Cast Votes:	347	93.53%	347	93.53%
	Undervotes:	24	6.47%	24	6.47%
	Overvotes:	0	0.00%	0	0.00%
	Invalid votes:	0	0.00%	0	0.00%
	Rejected write-in votes:	0	0.00%	0	0.00%

Senior Citizens Services Millage Renewal and Restoration Proposal - Nonpartisan Party

Choice	Party	Election Day		Total	
Yes		293	78.98%	293	78.98%
No		54	14.56%	54	14.56%
	Cast Votes:	347	93.53%	347	93.53%
	Undervotes:	24	6.47%	24	6.47%
	Overvotes:	0	0.00%	0	0.00%
	Invalid votes:	0	0.00%	0	0.00%
	Rejected write-in votes:	0	0.00%	0	0.00%

City of Belding, Precinct 1

Delegate to County Convention - Democratic Party - Vote for not more than 2

Choice	Party	Election Day		Total	
	Cast Votes:	0	0.00%	0	0.00%
	Undervotes:	240	96.77%	240	96.77%
	Overvotes:	0	0.00%	0	0.00%
	Invalid votes:	1	0.81%	1	0.81%
	Rejected write-in votes:	6	2.42%	6	2.42%

Delegate to County Convention - Republican Party - Vote for not more than 4

Choice	Party	Election Day		Total	
	Cast Votes:	0	0.00%	0	0.00%
	Undervotes:	928	97.48%	928	97.48%
	Overvotes:	0	0.00%	0	0.00%
	Invalid votes:	1	0.42%	1	0.42%
	Rejected write-in votes:	20	2.10%	20	2.10%

City of Belding, Precinct 2

United States Senator - Democratic Party - Vote for not more than 1

Choice	Party	Election Day		Total	
Gary Peters		111	82.84%	111	82.84%
	Cast Votes:	111	82.84%	111	82.84%
	Undervotes:	2	1.49%	2	1.49%
	Overvotes:	0	0.00%	0	0.00%
	Invalid votes:	21	15.67%	21	15.67%
	Rejected write-in votes:	0	0.00%	0	0.00%

Representative in Congress 3rd District - Democratic Party - Vote for not more than 1

Choice	Party	Election Day		Total	
Hillary Scholten		109	82.58%	109	82.58%
	Cast Votes:	109	82.58%	109	82.58%
	Undervotes:	4	3.03%	4	3.03%
	Overvotes:	0	0.00%	0	0.00%
	Invalid votes:	19	14.39%	19	14.39%
	Rejected write-in votes:	0	0.00%	0	0.00%

Representative in State Legislature 86th District - Democratic Party - Vote for not more than 1

Choice	Party	Election Day		Total	
Sue Hayes		58	44.62%	58	44.62%
Jeff Merritt		50	38.46%	50	38.46%
	Cast Votes:	108	83.08%	108	83.08%
	Undervotes:	5	3.85%	5	3.85%
	Overvotes:	0	0.00%	0	0.00%
	Invalid votes:	17	13.08%	17	13.08%
	Rejected write-in votes:	0	0.00%	0	0.00%

City of Belding, Precinct 2

Prosecuting Attorney - Democratic Party - Vote for not more than 1

Choice	Party	Election Day		Total	
	Cast Votes:	0	0.00%	0	0.00%
	Undervotes:	104	89.66%	104	89.66%
	Overvotes:	0	0.00%	0	0.00%
	Invalid votes:	3	2.59%	3	2.59%
	Rejected write-in votes:	9	7.76%	9	7.76%

Sheriff - Democratic Party - Vote for not more than 1

Choice	Party	Election Day		Total	
	Cast Votes:	0	0.00%	0	0.00%
	Undervotes:	103	89.57%	103	89.57%
	Overvotes:	0	0.00%	0	0.00%
	Invalid votes:	2	1.74%	2	1.74%
	Rejected write-in votes:	10	8.70%	10	8.70%

Clerk - Democratic Party - Vote for not more than 1

Choice	Party	Election Day		Total	
	Cast Votes:	0	0.00%	0	0.00%
	Undervotes:	106	92.98%	106	92.98%
	Overvotes:	0	0.00%	0	0.00%
	Invalid votes:	1	0.88%	1	0.88%
	Rejected write-in votes:	7	6.14%	7	6.14%

Treasurer - Democratic Party - Vote for not more than 1

Choice	Party	Election Day		Total	
	Cast Votes:	0	0.00%	0	0.00%
	Undervotes:	105	92.11%	105	92.11%
	Overvotes:	0	0.00%	0	0.00%
	Invalid votes:	1	0.88%	1	0.88%
	Rejected write-in votes:	8	7.02%	8	7.02%

City of Belding, Precinct 2

Register of Deeds - Democratic Party - Vote for not more than 1

Choice	Party	Election Day		Total	
	Cast Votes:	0	0.00%	0	0.00%
	Undervotes:	104	91.23%	104	91.23%
	Overvotes:	0	0.00%	0	0.00%
	Invalid votes:	1	0.88%	1	0.88%
	Rejected write-in votes:	9	7.89%	9	7.89%

Drain Commissioner - Democratic Party - Vote for not more than 1

Choice	Party	Election Day		Total	
	Cast Votes:	0	0.00%	0	0.00%
	Undervotes:	106	92.17%	106	92.17%
	Overvotes:	0	0.00%	0	0.00%
	Invalid votes:	2	1.74%	2	1.74%
	Rejected write-in votes:	7	6.09%	7	6.09%

County Commissioner 1st District - Democratic Party - Vote for not more than 1

Choice	Party	Election Day		Total	
Lynn S. Mason		103	81.10%	103	81.10%
	Cast Votes:	103	81.10%	103	81.10%
	Undervotes:	10	7.87%	10	7.87%
	Overvotes:	0	0.00%	0	0.00%
	Invalid votes:	14	11.02%	14	11.02%
	Rejected write-in votes:	0	0.00%	0	0.00%

City of Belding, Precinct 2

United States Senator - Republican Party - Vote for not more than 1

Choice	Party	Election Day		Total	
John James		173	91.05%	173	91.05%
	Cast Votes:	173	91.05%	173	91.05%
	Undervotes:	13	6.84%	13	6.84%
	Overvotes:	0	0.00%	0	0.00%
	Invalid votes:	3	1.58%	3	1.58%
	Rejected write-in votes:	1	0.53%	1	0.53%

Representative in Congress 3rd District - Republican Party - Vote for not more than 1

Choice	Party	Election Day		Total	
Lynn Afendoulis		39	20.10%	39	20.10%
Joe Farrington		13	6.70%	13	6.70%
Peter Meijer		91	46.91%	91	46.91%
Thomas J. Norton		38	19.59%	38	19.59%
Emily Rafi		4	2.06%	4	2.06%
	Cast Votes:	185	95.36%	185	95.36%
	Undervotes:	2	1.03%	2	1.03%
	Overvotes:	0	0.00%	0	0.00%
	Invalid votes:	7	3.61%	7	3.61%
	Rejected write-in votes:	0	0.00%	0	0.00%

Representative in State Legislature 86th District - Republican Party - Vote for not more than 1

Choice	Party	Election Day		Total	
Thomas A. Albert		178	90.36%	178	90.36%
	Cast Votes:	178	90.36%	178	90.36%
	Undervotes:	9	4.57%	9	4.57%
	Overvotes:	0	0.00%	0	0.00%
	Invalid votes:	10	5.08%	10	5.08%
	Rejected write-in votes:	0	0.00%	0	0.00%

City of Belding, Precinct 2

Prosecuting Attorney - Republican Party - Vote for not more than 1

Choice	Party	Election Day		Total	
Kyle Butler		166	83.00%	166	83.00%
	Cast Votes:	166	83.00%	166	83.00%
	Undervotes:	21	10.50%	21	10.50%
	Overvotes:	0	0.00%	0	0.00%
	Invalid votes:	13	6.50%	13	6.50%
	Rejected write-in votes:	0	0.00%	0	0.00%

Sheriff - Republican Party - Vote for not more than 1

Choice	Party	Election Day		Total	
Douglas Gurski		21	10.19%	21	10.19%
Charlie Noll		136	66.02%	136	66.02%
Robert Rickert		25	12.14%	25	12.14%
	Cast Votes:	182	88.35%	182	88.35%
	Undervotes:	4	1.94%	4	1.94%
	Overvotes:	0	0.00%	0	0.00%
	Invalid votes:	19	9.22%	19	9.22%
	Rejected write-in votes:	1	0.49%	1	0.49%

Clerk - Republican Party - Vote for not more than 1

Choice	Party	Election Day		Total	
Greg Geiger		171	84.65%	171	84.65%
	Cast Votes:	171	84.65%	171	84.65%
	Undervotes:	16	7.92%	16	7.92%
	Overvotes:	0	0.00%	0	0.00%
	Invalid votes:	15	7.43%	15	7.43%
	Rejected write-in votes:	0	0.00%	0	0.00%

City of Belding, Precinct 2

Treasurer - Republican Party - Vote for not more than 1

Choice	Party	Election Day		Total	
Judith A. Clark		167	82.67%	167	82.67%
	Cast Votes:	167	82.67%	167	82.67%
	Undervotes:	20	9.90%	20	9.90%
	Overvotes:	0	0.00%	0	0.00%
	Invalid votes:	15	7.43%	15	7.43%
	Rejected write-in votes:	0	0.00%	0	0.00%

Register of Deeds - Republican Party - Vote for not more than 1

Choice	Party	Election Day		Total	
Rhonda Lake		94	45.63%	94	45.63%
Will Wagner		83	40.29%	83	40.29%
	Cast Votes:	177	85.92%	177	85.92%
	Undervotes:	10	4.85%	10	4.85%
	Overvotes:	0	0.00%	0	0.00%
	Invalid votes:	19	9.22%	19	9.22%
	Rejected write-in votes:	0	0.00%	0	0.00%

Drain Commissioner - Republican Party - Vote for not more than 1

Choice	Party	Election Day		Total	
Robert J. Rose		166	82.59%	166	82.59%
	Cast Votes:	166	82.59%	166	82.59%
	Undervotes:	20	9.95%	20	9.95%
	Overvotes:	0	0.00%	0	0.00%
	Invalid votes:	14	6.97%	14	6.97%
	Rejected write-in votes:	1	0.50%	1	0.50%

City of Belding, Precinct 2

County Commissioner 1st District - Republican Party - Vote for not more than 1

Choice	Party	Election Day		Total	
David R. Hodges		167	84.34%	167	84.34%
	Cast Votes:	167	84.34%	167	84.34%
	Undervotes:	17	8.59%	17	8.59%
	Overvotes:	0	0.00%	0	0.00%
	Invalid votes:	11	5.56%	11	5.56%
	Rejected write-in votes:	3	1.52%	3	1.52%

911 Operating Surcharge - Nonpartisan Party

Choice	Party	Election Day		Total	
Yes		212	64.83%	212	64.83%
No		95	29.05%	95	29.05%
	Cast Votes:	307	93.88%	307	93.88%
	Undervotes:	20	6.12%	20	6.12%
	Overvotes:	0	0.00%	0	0.00%
	Invalid votes:	0	0.00%	0	0.00%
	Rejected write-in votes:	0	0.00%	0	0.00%

Senior Citizens Services Millage Renewal and Restoration Proposal - Nonpartisan Party

Choice	Party	Election Day		Total	
Yes		249	76.15%	249	76.15%
No		57	17.43%	57	17.43%
	Cast Votes:	306	93.58%	306	93.58%
	Undervotes:	21	6.42%	21	6.42%
	Overvotes:	0	0.00%	0	0.00%
	Invalid votes:	0	0.00%	0	0.00%
	Rejected write-in votes:	0	0.00%	0	0.00%

City of Belding, Precinct 2

Delegate to County Convention - Democratic Party - Vote for not more than 2

Choice	Party	Election Day		Total	
	Cast Votes:	0	0.00%	0	0.00%
	Undervotes:	215	92.67%	215	92.67%
	Overvotes:	0	0.00%	0	0.00%
	Invalid votes:	3	2.59%	3	2.59%
	Rejected write-in votes:	11	4.74%	11	4.74%

Delegate to County Convention - Republican Party - Vote for not more than 4

Choice	Party	Election Day		Total	
	Cast Votes:	0	0.00%	0	0.00%
	Undervotes:	721	96.39%	721	96.39%
	Overvotes:	0	0.00%	0	0.00%
	Invalid votes:	0	0.00%	0	0.00%
	Rejected write-in votes:	27	3.61%	27	3.61%

City of Belding, Precinct 3

United States Senator - Democratic Party - Vote for not more than 1

Choice	Party	Election Day		Total	
Gary Peters		82	82.83%	82	82.83%
	Cast Votes:	82	82.83%	82	82.83%
	Undervotes:	1	1.01%	1	1.01%
	Overvotes:	0	0.00%	0	0.00%
	Invalid votes:	16	16.16%	16	16.16%
	Rejected write-in votes:	0	0.00%	0	0.00%

Representative in Congress 3rd District - Democratic Party - Vote for not more than 1

Choice	Party	Election Day		Total	
Hillary Scholten		80	82.47%	80	82.47%
	Cast Votes:	80	82.47%	80	82.47%
	Undervotes:	3	3.09%	3	3.09%
	Overvotes:	0	0.00%	0	0.00%
	Invalid votes:	14	14.43%	14	14.43%
	Rejected write-in votes:	0	0.00%	0	0.00%

Representative in State Legislature 86th District - Democratic Party - Vote for not more than 1

Choice	Party	Election Day		Total	
Sue Hayes		58	61.05%	58	61.05%
Jeff Merritt		20	21.05%	20	21.05%
	Cast Votes:	78	82.11%	78	82.11%
	Undervotes:	4	4.21%	4	4.21%
	Overvotes:	0	0.00%	0	0.00%
	Invalid votes:	12	12.63%	12	12.63%
	Rejected write-in votes:	1	1.05%	1	1.05%

City of Belding, Precinct 3

Prosecuting Attorney - Democratic Party - Vote for not more than 1

Choice	Party	Election Day		Total	
	Cast Votes:	0	0.00%	0	0.00%
	Undervotes:	81	97.59%	81	97.59%
	Overvotes:	0	0.00%	0	0.00%
	Invalid votes:	0	0.00%	0	0.00%
	Rejected write-in votes:	2	2.41%	2	2.41%

Sheriff - Democratic Party - Vote for not more than 1

Choice	Party	Election Day		Total	
	Cast Votes:	0	0.00%	0	0.00%
	Undervotes:	81	96.43%	81	96.43%
	Overvotes:	0	0.00%	0	0.00%
	Invalid votes:	1	1.19%	1	1.19%
	Rejected write-in votes:	2	2.38%	2	2.38%

Clerk - Democratic Party - Vote for not more than 1

Choice	Party	Election Day		Total	
	Cast Votes:	0	0.00%	0	0.00%
	Undervotes:	82	98.80%	82	98.80%
	Overvotes:	0	0.00%	0	0.00%
	Invalid votes:	0	0.00%	0	0.00%
	Rejected write-in votes:	1	1.20%	1	1.20%

Treasurer - Democratic Party - Vote for not more than 1

Choice	Party	Election Day		Total	
	Cast Votes:	0	0.00%	0	0.00%
	Undervotes:	81	97.59%	81	97.59%
	Overvotes:	0	0.00%	0	0.00%
	Invalid votes:	0	0.00%	0	0.00%
	Rejected write-in votes:	2	2.41%	2	2.41%

City of Belding, Precinct 3

Register of Deeds - Democratic Party - Vote for not more than 1

Choice	Party	Election Day		Total	
	Cast Votes:	0	0.00%	0	0.00%
	Undervotes:	82	98.80%	82	98.80%
	Overvotes:	0	0.00%	0	0.00%
	Invalid votes:	0	0.00%	0	0.00%
	Rejected write-in votes:	1	1.20%	1	1.20%

Drain Commissioner - Democratic Party - Vote for not more than 1

Choice	Party	Election Day		Total	
	Cast Votes:	0	0.00%	0	0.00%
	Undervotes:	82	98.80%	82	98.80%
	Overvotes:	0	0.00%	0	0.00%
	Invalid votes:	0	0.00%	0	0.00%
	Rejected write-in votes:	1	1.20%	1	1.20%

County Commissioner 1st District - Democratic Party - Vote for not more than 1

Choice	Party	Election Day		Total	
Lynn S. Mason		70	74.47%	70	74.47%
	Cast Votes:	70	74.47%	70	74.47%
	Undervotes:	13	13.83%	13	13.83%
	Overvotes:	0	0.00%	0	0.00%
	Invalid votes:	11	11.70%	11	11.70%
	Rejected write-in votes:	0	0.00%	0	0.00%

City of Belding, Precinct 3

United States Senator - Republican Party - Vote for not more than 1

Choice	Party	Election Day		Total	
John James		141	82.46%	141	82.46%
	Cast Votes:	141	82.46%	141	82.46%
	Undervotes:	26	15.20%	26	15.20%
	Overvotes:	0	0.00%	0	0.00%
	Invalid votes:	3	1.75%	3	1.75%
	Rejected write-in votes:	1	0.58%	1	0.58%

Representative in Congress 3rd District - Republican Party - Vote for not more than 1

Choice	Party	Election Day		Total	
Lynn Afendoulis		24	13.64%	24	13.64%
Joe Farrington		4	2.27%	4	2.27%
Peter Meijer		83	47.16%	83	47.16%
Thomas J. Norton		41	23.30%	41	23.30%
Emily Rafi		4	2.27%	4	2.27%
	Cast Votes:	156	88.64%	156	88.64%
	Undervotes:	10	5.68%	10	5.68%
	Overvotes:	1	0.57%	1	0.57%
	Invalid votes:	8	4.55%	8	4.55%
	Rejected write-in votes:	1	0.57%	1	0.57%

Representative in State Legislature 86th District - Republican Party - Vote for not more than 1

Choice	Party	Election Day		Total	
Thomas A. Albert		149	83.71%	149	83.71%
	Cast Votes:	149	83.71%	149	83.71%
	Undervotes:	19	10.67%	19	10.67%
	Overvotes:	0	0.00%	0	0.00%
	Invalid votes:	10	5.62%	10	5.62%
	Rejected write-in votes:	0	0.00%	0	0.00%

City of Belding, Precinct 3

Prosecuting Attorney - Republican Party - Vote for not more than 1

Choice	Party	Election Day		Total	
Kyle Butler		136	75.56%	136	75.56%
	Cast Votes:	136	75.56%	136	75.56%
	Undervotes:	31	17.22%	31	17.22%
	Overvotes:	0	0.00%	0	0.00%
	Invalid votes:	12	6.67%	12	6.67%
	Rejected write-in votes:	1	0.56%	1	0.56%

Sheriff - Republican Party - Vote for not more than 1

Choice	Party	Election Day		Total	
Douglas Gurski		14	7.53%	14	7.53%
Charlie Noll		117	62.90%	117	62.90%
Robert Rickert		33	17.74%	33	17.74%
	Cast Votes:	164	88.17%	164	88.17%
	Undervotes:	4	2.15%	4	2.15%
	Overvotes:	0	0.00%	0	0.00%
	Invalid votes:	18	9.68%	18	9.68%
	Rejected write-in votes:	0	0.00%	0	0.00%

Clerk - Republican Party - Vote for not more than 1

Choice	Party	Election Day		Total	
Greg Geiger		132	72.93%	132	72.93%
	Cast Votes:	132	72.93%	132	72.93%
	Undervotes:	35	19.34%	35	19.34%
	Overvotes:	0	0.00%	0	0.00%
	Invalid votes:	13	7.18%	13	7.18%
	Rejected write-in votes:	1	0.55%	1	0.55%

City of Belding, Precinct 3

Treasurer - Republican Party - Vote for not more than 1

Choice	Party	Election Day		Total	
Judith A. Clark		131	73.18%	131	73.18%
	Cast Votes:	131	73.18%	131	73.18%
	Undervotes:	37	20.67%	37	20.67%
	Overvotes:	0	0.00%	0	0.00%
	Invalid votes:	11	6.15%	11	6.15%
	Rejected write-in votes:	0	0.00%	0	0.00%

Register of Deeds - Republican Party - Vote for not more than 1

Choice	Party	Election Day		Total	
Rhonda Lake		86	46.74%	86	46.74%
Will Wagner		60	32.61%	60	32.61%
	Cast Votes:	146	79.35%	146	79.35%
	Undervotes:	21	11.41%	21	11.41%
	Overvotes:	0	0.00%	0	0.00%
	Invalid votes:	16	8.70%	16	8.70%
	Rejected write-in votes:	1	0.54%	1	0.54%

Drain Commissioner - Republican Party - Vote for not more than 1

Choice	Party	Election Day		Total	
Robert J. Rose		129	71.27%	129	71.27%
	Cast Votes:	129	71.27%	129	71.27%
	Undervotes:	39	21.55%	39	21.55%
	Overvotes:	0	0.00%	0	0.00%
	Invalid votes:	13	7.18%	13	7.18%
	Rejected write-in votes:	0	0.00%	0	0.00%

City of Belding, Precinct 3

County Commissioner 1st District - Republican Party - Vote for not more than 1

Choice	Party	Election Day		Total	
David R. Hodges		141	79.66%	141	79.66%
	Cast Votes:	141	79.66%	141	79.66%
	Undervotes:	25	14.12%	25	14.12%
	Overvotes:	0	0.00%	0	0.00%
	Invalid votes:	9	5.08%	9	5.08%
	Rejected write-in votes:	2	1.13%	2	1.13%

911 Operating Surcharge - Nonpartisan Party

Choice	Party	Election Day		Total	
Yes		178	65.68%	178	65.68%
No		77	28.41%	77	28.41%
	Cast Votes:	255	94.10%	255	94.10%
	Undervotes:	16	5.90%	16	5.90%
	Overvotes:	0	0.00%	0	0.00%
	Invalid votes:	0	0.00%	0	0.00%
	Rejected write-in votes:	0	0.00%	0	0.00%

Senior Citizens Services Millage Renewal and Restoration Proposal - Nonpartisan Party

Choice	Party	Election Day		Total	
Yes		199	73.43%	199	73.43%
No		56	20.66%	56	20.66%
	Cast Votes:	255	94.10%	255	94.10%
	Undervotes:	16	5.90%	16	5.90%
	Overvotes:	0	0.00%	0	0.00%
	Invalid votes:	0	0.00%	0	0.00%
	Rejected write-in votes:	0	0.00%	0	0.00%

City of Belding, Precinct 3

Delegate to County Convention - Democratic Party - Vote for not more than 2

Choice	Party	Election Day		Total	
	Cast Votes:	0	0.00%	0	0.00%
	Undervotes:	159	94.64%	159	94.64%
	Overvotes:	0	0.00%	0	0.00%
	Invalid votes:	1	1.19%	1	1.19%
	Rejected write-in votes:	7	4.17%	7	4.17%

Delegate to County Convention - Republican Party - Vote for not more than 3

Choice	Party	Election Day		Total	
	Cast Votes:	0	0.00%	0	0.00%
	Undervotes:	487	96.63%	487	96.63%
	Overvotes:	0	0.00%	0	0.00%
	Invalid votes:	0	0.00%	0	0.00%
	Rejected write-in votes:	17	3.37%	17	3.37%

Township of Berlin, Precinct 1

United States Senator - Democratic Party - Vote for not more than 1

Choice	Party	Election Day		Total	
Gary Peters		115	79.86%	115	79.86%
	Cast Votes:	115	79.86%	115	79.86%
	Undervotes:	0	0.00%	0	0.00%
	Overvotes:	1	0.69%	1	0.69%
	Invalid votes:	27	18.75%	27	18.75%
	Rejected write-in votes:	1	0.69%	1	0.69%

Representative in Congress 3rd District - Democratic Party - Vote for not more than 1

Choice	Party	Election Day		Total	
Hillary Scholten		106	77.37%	106	77.37%
	Cast Votes:	106	77.37%	106	77.37%
	Undervotes:	11	8.03%	11	8.03%
	Overvotes:	0	0.00%	0	0.00%
	Invalid votes:	20	14.60%	20	14.60%
	Rejected write-in votes:	0	0.00%	0	0.00%

Representative in State Legislature 87th District - Democratic Party - Vote for not more than 1

Choice	Party	Election Day		Total	
Jay Molette		104	75.91%	104	75.91%
	Cast Votes:	104	75.91%	104	75.91%
	Undervotes:	12	8.76%	12	8.76%
	Overvotes:	0	0.00%	0	0.00%
	Invalid votes:	20	14.60%	20	14.60%
	Rejected write-in votes:	1	0.73%	1	0.73%

Township of Berlin, Precinct 1

Prosecuting Attorney - Democratic Party - Vote for not more than 1

Choice	Party	Election Day		Total	
	Cast Votes:	0	0.00%	0	0.00%
	Undervotes:	112	94.92%	112	94.92%
	Overvotes:	0	0.00%	0	0.00%
	Invalid votes:	1	0.85%	1	0.85%
	Rejected write-in votes:	5	4.24%	5	4.24%

Sheriff - Democratic Party - Vote for not more than 1

Choice	Party	Election Day		Total	
	Cast Votes:	0	0.00%	0	0.00%
	Undervotes:	113	96.58%	113	96.58%
	Overvotes:	0	0.00%	0	0.00%
	Invalid votes:	0	0.00%	0	0.00%
	Rejected write-in votes:	4	3.42%	4	3.42%

Clerk - Democratic Party - Vote for not more than 1

Choice	Party	Election Day		Total	
	Cast Votes:	0	0.00%	0	0.00%
	Undervotes:	113	96.58%	113	96.58%
	Overvotes:	0	0.00%	0	0.00%
	Invalid votes:	0	0.00%	0	0.00%
	Rejected write-in votes:	4	3.42%	4	3.42%

Treasurer - Democratic Party - Vote for not more than 1

Choice	Party	Election Day		Total	
	Cast Votes:	0	0.00%	0	0.00%
	Undervotes:	113	96.58%	113	96.58%
	Overvotes:	0	0.00%	0	0.00%
	Invalid votes:	0	0.00%	0	0.00%
	Rejected write-in votes:	4	3.42%	4	3.42%

Township of Berlin, Precinct 1

Register of Deeds - Democratic Party - Vote for not more than 1

Choice	Party	Election Day		Total	
	Cast Votes:	0	0.00%	0	0.00%
	Undervotes:	113	96.58%	113	96.58%
	Overvotes:	0	0.00%	0	0.00%
	Invalid votes:	0	0.00%	0	0.00%
	Rejected write-in votes:	4	3.42%	4	3.42%

Drain Commissioner - Democratic Party - Vote for not more than 1

Choice	Party	Election Day		Total	
	Cast Votes:	0	0.00%	0	0.00%
	Undervotes:	113	96.58%	113	96.58%
	Overvotes:	0	0.00%	0	0.00%
	Invalid votes:	0	0.00%	0	0.00%
	Rejected write-in votes:	4	3.42%	4	3.42%

County Commissioner 3rd District - Democratic Party - Vote for not more than 1

Choice	Party	Election Day		Total	
Nelson A. Brown		93	73.23%	93	73.23%
	Cast Votes:	93	73.23%	93	73.23%
	Undervotes:	24	18.90%	24	18.90%
	Overvotes:	0	0.00%	0	0.00%
	Invalid votes:	10	7.87%	10	7.87%
	Rejected write-in votes:	0	0.00%	0	0.00%

Township of Berlin, Precinct 1

United States Senator - Republican Party - Vote for not more than 1

Choice	Party	Election Day		Total	
John James		354	83.49%	354	83.49%
	Cast Votes:	354	83.49%	354	83.49%
	Undervotes:	64	15.09%	64	15.09%
	Overvotes:	0	0.00%	0	0.00%
	Invalid votes:	3	0.71%	3	0.71%
	Rejected write-in votes:	3	0.71%	3	0.71%

Representative in Congress 3rd District - Republican Party - Vote for not more than 1

Choice	Party	Election Day		Total	
Lynn Afendoulis		75	17.40%	75	17.40%
Joe Farrington		17	3.94%	17	3.94%
Peter Meijer		211	48.96%	211	48.96%
Thomas J. Norton		85	19.72%	85	19.72%
Emily Rafi		11	2.55%	11	2.55%
	Cast Votes:	399	92.58%	399	92.58%
	Undervotes:	19	4.41%	19	4.41%
	Overvotes:	0	0.00%	0	0.00%
	Invalid votes:	10	2.32%	10	2.32%
	Rejected write-in votes:	3	0.70%	3	0.70%

Representative in State Legislature 87th District - Republican Party - Vote for not more than 1

Choice	Party	Election Day		Total	
Julie A. Calley		370	85.65%	370	85.65%
	Cast Votes:	370	85.65%	370	85.65%
	Undervotes:	49	11.34%	49	11.34%
	Overvotes:	0	0.00%	0	0.00%
	Invalid votes:	11	2.55%	11	2.55%
	Rejected write-in votes:	2	0.46%	2	0.46%

Township of Berlin, Precinct 1

Prosecuting Attorney - Republican Party - Vote for not more than 1

Choice	Party	Election Day		Total	
Kyle Butler		344	79.08%	344	79.08%
	Cast Votes:	344	79.08%	344	79.08%
	Undervotes:	72	16.55%	72	16.55%
	Overvotes:	1	0.23%	1	0.23%
	Invalid votes:	14	3.22%	14	3.22%
	Rejected write-in votes:	4	0.92%	4	0.92%

Sheriff - Republican Party - Vote for not more than 1

Choice	Party	Election Day		Total	
Douglas Gurski		61	13.80%	61	13.80%
Charlie Noll		304	68.78%	304	68.78%
Robert Rickert		22	4.98%	22	4.98%
	Cast Votes:	387	87.56%	387	87.56%
	Undervotes:	34	7.69%	34	7.69%
	Overvotes:	0	0.00%	0	0.00%
	Invalid votes:	21	4.75%	21	4.75%
	Rejected write-in votes:	0	0.00%	0	0.00%

Clerk - Republican Party - Vote for not more than 1

Choice	Party	Election Day		Total	
Greg Geiger		350	80.65%	350	80.65%
	Cast Votes:	350	80.65%	350	80.65%
	Undervotes:	71	16.36%	71	16.36%
	Overvotes:	0	0.00%	0	0.00%
	Invalid votes:	13	3.00%	13	3.00%
	Rejected write-in votes:	0	0.00%	0	0.00%

Township of Berlin, Precinct 1

Treasurer - Republican Party - Vote for not more than 1

Choice	Party	Election Day		Total	
Judith A. Clark		342	78.80%	342	78.80%
	Cast Votes:	342	78.80%	342	78.80%
	Undervotes:	77	17.74%	77	17.74%
	Overvotes:	1	0.23%	1	0.23%
	Invalid votes:	13	3.00%	13	3.00%
	Rejected write-in votes:	1	0.23%	1	0.23%

Register of Deeds - Republican Party - Vote for not more than 1

Choice	Party	Election Day		Total	
Rhonda Lake		223	51.15%	223	51.15%
Will Wagner		142	32.57%	142	32.57%
	Cast Votes:	365	83.72%	365	83.72%
	Undervotes:	55	12.61%	55	12.61%
	Overvotes:	1	0.23%	1	0.23%
	Invalid votes:	15	3.44%	15	3.44%
	Rejected write-in votes:	0	0.00%	0	0.00%

Drain Commissioner - Republican Party - Vote for not more than 1

Choice	Party	Election Day		Total	
Robert J. Rose		362	83.41%	362	83.41%
	Cast Votes:	362	83.41%	362	83.41%
	Undervotes:	58	13.36%	58	13.36%
	Overvotes:	0	0.00%	0	0.00%
	Invalid votes:	13	3.00%	13	3.00%
	Rejected write-in votes:	1	0.23%	1	0.23%

Township of Berlin, Precinct 1

County Commissioner 3rd District - Republican Party - Vote for not more than 1

Choice	Party	Election Day		Total	
Karen Banks		341	78.75%	341	78.75%
	Cast Votes:	341	78.75%	341	78.75%
	Undervotes:	79	18.24%	79	18.24%
	Overvotes:	0	0.00%	0	0.00%
	Invalid votes:	12	2.77%	12	2.77%
	Rejected write-in votes:	1	0.23%	1	0.23%

911 Operating Surcharge - Nonpartisan Party

Choice	Party	Election Day		Total	
Yes		399	69.63%	399	69.63%
No		141	24.61%	141	24.61%
	Cast Votes:	540	94.24%	540	94.24%
	Undervotes:	33	5.76%	33	5.76%
	Overvotes:	0	0.00%	0	0.00%
	Invalid votes:	0	0.00%	0	0.00%
	Rejected write-in votes:	0	0.00%	0	0.00%

Senior Citizens Services Millage Renewal and Restoration Proposal - Nonpartisan Party

Choice	Party	Election Day		Total	
Yes		400	69.81%	400	69.81%
No		129	22.51%	129	22.51%
	Cast Votes:	529	92.32%	529	92.32%
	Undervotes:	44	7.68%	44	7.68%
	Overvotes:	0	0.00%	0	0.00%
	Invalid votes:	0	0.00%	0	0.00%
	Rejected write-in votes:	0	0.00%	0	0.00%

Township of Berlin, Precinct 1

Berlin Township, No. 3 Fr. (Coon School) Operating Millage Proposal - Nonpartisan Party

Choice	Party	Election Day		Total	
Yes		41	62.12%	41	62.12%
No		24	36.36%	24	36.36%
	Cast Votes:	65	98.48%	65	98.48%
	Undervotes:	1	1.52%	1	1.52%
	Overvotes:	0	0.00%	0	0.00%
	Invalid votes:	0	0.00%	0	0.00%
	Rejected write-in votes:	0	0.00%	0	0.00%

Supervisor - Democratic Party - Vote for not more than 1

Choice	Party	Election Day		Total	
	Cast Votes:	0	0.00%	0	0.00%
	Undervotes:	113	96.58%	113	96.58%
	Overvotes:	0	0.00%	0	0.00%
	Invalid votes:	0	0.00%	0	0.00%
	Rejected write-in votes:	4	3.42%	4	3.42%

Clerk - Democratic Party - Vote for not more than 1

Choice	Party	Election Day		Total	
	Cast Votes:	0	0.00%	0	0.00%
	Undervotes:	113	96.58%	113	96.58%
	Overvotes:	0	0.00%	0	0.00%
	Invalid votes:	0	0.00%	0	0.00%
	Rejected write-in votes:	4	3.42%	4	3.42%

Township of Berlin, Precinct 1

Treasurer - Democratic Party - Vote for not more than 1

Choice	Party	Election Day		Total	
	Cast Votes:	0	0.00%	0	0.00%
	Undervotes:	113	96.58%	113	96.58%
	Overvotes:	0	0.00%	0	0.00%
	Invalid votes:	0	0.00%	0	0.00%
	Rejected write-in votes:	4	3.42%	4	3.42%

Trustee - Democratic Party - Vote for not more than 2

Choice	Party	Election Day		Total	
Wanda Marcussen		93	35.23%	93	35.23%
	Cast Votes:	93	35.23%	93	35.23%
	Undervotes:	141	53.41%	141	53.41%
	Overvotes:	0	0.00%	0	0.00%
	Invalid votes:	15	11.36%	15	11.36%
	Rejected write-in votes:	0	0.00%	0	0.00%

Delegate to County Convention - Democratic Party - Vote for not more than 3

Choice	Party	Election Day		Total	
	Cast Votes:	0	0.00%	0	0.00%
	Undervotes:	348	99.15%	348	99.15%
	Overvotes:	0	0.00%	0	0.00%
	Invalid votes:	0	0.00%	0	0.00%
	Rejected write-in votes:	3	0.85%	3	0.85%

Township of Berlin, Precinct 1

Supervisor - Republican Party - Vote for not more than 1

Choice	Party	Election Day		Total	
Robert Bennett		359	82.15%	359	82.15%
	Cast Votes:	359	82.15%	359	82.15%
	Undervotes:	61	13.96%	61	13.96%
	Overvotes:	0	0.00%	0	0.00%
	Invalid votes:	16	3.66%	16	3.66%
	Rejected write-in votes:	1	0.23%	1	0.23%

Clerk - Republican Party - Vote for not more than 1

Choice	Party	Election Day		Total	
Rachael Alexander		357	82.07%	357	82.07%
	Cast Votes:	357	82.07%	357	82.07%
	Undervotes:	63	14.48%	63	14.48%
	Overvotes:	0	0.00%	0	0.00%
	Invalid votes:	14	3.22%	14	3.22%
	Rejected write-in votes:	1	0.23%	1	0.23%

Treasurer - Republican Party - Vote for not more than 1

Choice	Party	Election Day		Total	
Marilyn Palmer		382	86.82%	382	86.82%
	Cast Votes:	382	86.82%	382	86.82%
	Undervotes:	38	8.64%	38	8.64%
	Overvotes:	0	0.00%	0	0.00%
	Invalid votes:	19	4.32%	19	4.32%
	Rejected write-in votes:	1	0.23%	1	0.23%

Township of Berlin, Precinct 1

Trustee - Republican Party - Vote for not more than 2

Choice	Party	Election Day		Total	
William Vaarberg		355	40.80%	355	40.80%
	Cast Votes:	355	40.80%	355	40.80%
	Undervotes:	487	55.98%	487	55.98%
	Overvotes:	0	0.00%	0	0.00%
	Invalid votes:	14	3.22%	14	3.22%
	Rejected write-in votes:	0	0.00%	0	0.00%

Delegate to County Convention - Republican Party - Vote for not more than 6

Choice	Party	Election Day		Total	
Diane M. Adams		322	12.28%	322	12.28%
Roland F. Self		228	8.70%	228	8.70%
	Cast Votes:	550	20.98%	550	20.98%
	Undervotes:	1975	75.32%	1975	75.32%
	Overvotes:	0	0.00%	0	0.00%
	Invalid votes:	16	3.66%	16	3.66%
	Rejected write-in votes:	1	0.04%	1	0.04%

Township of Boston, Precinct 1

United States Senator - Democratic Party - Vote for not more than 1

Choice	Party	Election Day		Total	
Gary Peters		134	77.46%	134	77.46%
	Cast Votes:	134	77.46%	134	77.46%
	Undervotes:	2	1.16%	2	1.16%
	Overvotes:	0	0.00%	0	0.00%
	Invalid votes:	37	21.39%	37	21.39%
	Rejected write-in votes:	0	0.00%	0	0.00%

Representative in Congress 3rd District - Democratic Party - Vote for not more than 1

Choice	Party	Election Day		Total	
Hillary Scholten		131	80.86%	131	80.86%
	Cast Votes:	131	80.86%	131	80.86%
	Undervotes:	5	3.09%	5	3.09%
	Overvotes:	0	0.00%	0	0.00%
	Invalid votes:	26	16.05%	26	16.05%
	Rejected write-in votes:	0	0.00%	0	0.00%

Representative in State Legislature 87th District - Democratic Party - Vote for not more than 1

Choice	Party	Election Day		Total	
Jay Molette		131	80.37%	131	80.37%
	Cast Votes:	131	80.37%	131	80.37%
	Undervotes:	5	3.07%	5	3.07%
	Overvotes:	0	0.00%	0	0.00%
	Invalid votes:	27	16.56%	27	16.56%
	Rejected write-in votes:	0	0.00%	0	0.00%

Township of Boston, Precinct 1

Prosecuting Attorney - Democratic Party - Vote for not more than 1

Choice	Party	Election Day		Total	
	Cast Votes:	0	0.00%	0	0.00%
	Undervotes:	129	94.85%	129	94.85%
	Overvotes:	0	0.00%	0	0.00%
	Invalid votes:	0	0.00%	0	0.00%
	Rejected write-in votes:	7	5.15%	7	5.15%

Sheriff - Democratic Party - Vote for not more than 1

Choice	Party	Election Day		Total	
	Cast Votes:	0	0.00%	0	0.00%
	Undervotes:	131	96.32%	131	96.32%
	Overvotes:	0	0.00%	0	0.00%
	Invalid votes:	0	0.00%	0	0.00%
	Rejected write-in votes:	5	3.68%	5	3.68%

Clerk - Democratic Party - Vote for not more than 1

Choice	Party	Election Day		Total	
	Cast Votes:	0	0.00%	0	0.00%
	Undervotes:	133	97.79%	133	97.79%
	Overvotes:	0	0.00%	0	0.00%
	Invalid votes:	0	0.00%	0	0.00%
	Rejected write-in votes:	3	2.21%	3	2.21%

Treasurer - Democratic Party - Vote for not more than 1

Choice	Party	Election Day		Total	
	Cast Votes:	0	0.00%	0	0.00%
	Undervotes:	133	97.79%	133	97.79%
	Overvotes:	0	0.00%	0	0.00%
	Invalid votes:	0	0.00%	0	0.00%
	Rejected write-in votes:	3	2.21%	3	2.21%

Township of Boston, Precinct 1

Register of Deeds - Democratic Party - Vote for not more than 1

Choice	Party	Election Day		Total	
	Cast Votes:	0	0.00%	0	0.00%
	Undervotes:	133	97.79%	133	97.79%
	Overvotes:	0	0.00%	0	0.00%
	Invalid votes:	0	0.00%	0	0.00%
	Rejected write-in votes:	3	2.21%	3	2.21%

Drain Commissioner - Democratic Party - Vote for not more than 1

Choice	Party	Election Day		Total	
	Cast Votes:	0	0.00%	0	0.00%
	Undervotes:	132	97.06%	132	97.06%
	Overvotes:	0	0.00%	0	0.00%
	Invalid votes:	0	0.00%	0	0.00%
	Rejected write-in votes:	4	2.94%	4	2.94%

County Commissioner 2nd District - Democratic Party - Vote for not more than 1

Choice	Party	Election Day		Total	
	Cast Votes:	0	0.00%	0	0.00%
	Undervotes:	133	97.79%	133	97.79%
	Overvotes:	0	0.00%	0	0.00%
	Invalid votes:	0	0.00%	0	0.00%
	Rejected write-in votes:	3	2.21%	3	2.21%

United States Senator - Republican Party - Vote for not more than 1

Choice	Party	Election Day		Total	
John James		339	87.60%	339	87.60%
	Cast Votes:	339	87.60%	339	87.60%
	Undervotes:	42	10.85%	42	10.85%
	Overvotes:	0	0.00%	0	0.00%
	Invalid votes:	5	1.29%	5	1.29%
	Rejected write-in votes:	1	0.26%	1	0.26%

Township of Boston, Precinct 1

Representative in Congress 3rd District - Republican Party - Vote for not more than 1

Choice	Party	Election Day		Total	
Lynn Afendoulis		100	25.38%	100	25.38%
Joe Farrington		14	3.55%	14	3.55%
Peter Meijer		179	45.43%	179	45.43%
Thomas J. Norton		60	15.23%	60	15.23%
Emily Rafi		13	3.30%	13	3.30%
	Cast Votes:	366	92.89%	366	92.89%
	Undervotes:	15	3.81%	15	3.81%
	Overvotes:	1	0.25%	1	0.25%
	Invalid votes:	12	3.05%	12	3.05%
	Rejected write-in votes:	0	0.00%	0	0.00%

Representative in State Legislature 87th District - Republican Party - Vote for not more than 1

Choice	Party	Election Day		Total	
Julie A. Calley		341	86.55%	341	86.55%
	Cast Votes:	341	86.55%	341	86.55%
	Undervotes:	41	10.41%	41	10.41%
	Overvotes:	0	0.00%	0	0.00%
	Invalid votes:	12	3.05%	12	3.05%
	Rejected write-in votes:	0	0.00%	0	0.00%

Prosecuting Attorney - Republican Party - Vote for not more than 1

Choice	Party	Election Day		Total	
Kyle Butler		321	79.46%	321	79.46%
	Cast Votes:	321	79.46%	321	79.46%
	Undervotes:	57	14.11%	57	14.11%
	Overvotes:	0	0.00%	0	0.00%
	Invalid votes:	22	5.45%	22	5.45%
	Rejected write-in votes:	4	0.99%	4	0.99%

Township of Boston, Precinct 1

Sheriff - Republican Party - Vote for not more than 1

Choice	Party	Election Day		Total	
Douglas Gurski		19	4.62%	19	4.62%
Charlie Noll		307	74.70%	307	74.70%
Robert Rickert		46	11.19%	46	11.19%
	Cast Votes:	372	90.51%	372	90.51%
	Undervotes:	9	2.19%	9	2.19%
	Overvotes:	0	0.00%	0	0.00%
	Invalid votes:	29	7.06%	29	7.06%
	Rejected write-in votes:	1	0.24%	1	0.24%

Clerk - Republican Party - Vote for not more than 1

Choice	Party	Election Day		Total	
Greg Geiger		321	79.26%	321	79.26%
	Cast Votes:	321	79.26%	321	79.26%
	Undervotes:	61	15.06%	61	15.06%
	Overvotes:	0	0.00%	0	0.00%
	Invalid votes:	23	5.68%	23	5.68%
	Rejected write-in votes:	0	0.00%	0	0.00%

Treasurer - Republican Party - Vote for not more than 1

Choice	Party	Election Day		Total	
Judith A. Clark		315	77.78%	315	77.78%
	Cast Votes:	315	77.78%	315	77.78%
	Undervotes:	66	16.30%	66	16.30%
	Overvotes:	0	0.00%	0	0.00%
	Invalid votes:	23	5.68%	23	5.68%
	Rejected write-in votes:	1	0.25%	1	0.25%

Township of Boston, Precinct 1

Register of Deeds - Republican Party - Vote for not more than 1

Choice	Party	Election Day		Total	
Rhonda Lake		250	60.98%	250	60.98%
Will Wagner		95	23.17%	95	23.17%
	Cast Votes:	345	84.15%	345	84.15%
	Undervotes:	37	9.02%	37	9.02%
	Overvotes:	0	0.00%	0	0.00%
	Invalid votes:	28	6.83%	28	6.83%
	Rejected write-in votes:	0	0.00%	0	0.00%

Drain Commissioner - Republican Party - Vote for not more than 1

Choice	Party	Election Day		Total	
Robert J. Rose		331	81.33%	331	81.33%
	Cast Votes:	331	81.33%	331	81.33%
	Undervotes:	50	12.29%	50	12.29%
	Overvotes:	0	0.00%	0	0.00%
	Invalid votes:	25	6.14%	25	6.14%
	Rejected write-in votes:	1	0.25%	1	0.25%

County Commissioner 2nd District - Republican Party - Vote for not more than 1

Choice	Party	Election Day		Total	
Larry Tiejema		331	81.73%	331	81.73%
	Cast Votes:	331	81.73%	331	81.73%
	Undervotes:	49	12.10%	49	12.10%
	Overvotes:	0	0.00%	0	0.00%
	Invalid votes:	23	5.68%	23	5.68%
	Rejected write-in votes:	2	0.49%	2	0.49%

Township of Boston, Precinct 1

911 Operating Surcharge - Nonpartisan Party

Choice	Party	Election Day		Total	
Yes		434	76.41%	434	76.41%
No		103	18.13%	103	18.13%
	Cast Votes:	537	94.54%	537	94.54%
	Undervotes:	30	5.28%	30	5.28%
	Overvotes:	1	0.18%	1	0.18%
	Invalid votes:	0	0.00%	0	0.00%
	Rejected write-in votes:	0	0.00%	0	0.00%

Senior Citizens Services Millage Renewal and Restoration Proposal - Nonpartisan Party

Choice	Party	Election Day		Total	
Yes		420	73.94%	420	73.94%
No		111	19.54%	111	19.54%
	Cast Votes:	531	93.49%	531	93.49%
	Undervotes:	36	6.34%	36	6.34%
	Overvotes:	1	0.18%	1	0.18%
	Invalid votes:	0	0.00%	0	0.00%
	Rejected write-in votes:	0	0.00%	0	0.00%

Supervisor - Democratic Party - Vote for not more than 1

Choice	Party	Election Day		Total	
	Cast Votes:	0	0.00%	0	0.00%
	Undervotes:	133	97.79%	133	97.79%
	Overvotes:	0	0.00%	0	0.00%
	Invalid votes:	0	0.00%	0	0.00%
	Rejected write-in votes:	3	2.21%	3	2.21%

Township of Boston, Precinct 1

Clerk - Democratic Party - Vote for not more than 1

Choice	Party	Election Day		Total	
	Cast Votes:	0	0.00%	0	0.00%
	Undervotes:	133	97.79%	133	97.79%
	Overvotes:	0	0.00%	0	0.00%
	Invalid votes:	0	0.00%	0	0.00%
	Rejected write-in votes:	3	2.21%	3	2.21%

Treasurer - Democratic Party - Vote for not more than 1

Choice	Party	Election Day		Total	
	Cast Votes:	0	0.00%	0	0.00%
	Undervotes:	133	97.79%	133	97.79%
	Overvotes:	0	0.00%	0	0.00%
	Invalid votes:	0	0.00%	0	0.00%
	Rejected write-in votes:	3	2.21%	3	2.21%

Trustee - Democratic Party - Vote for not more than 4

Choice	Party	Election Day		Total	
	Cast Votes:	0	0.00%	0	0.00%
	Undervotes:	532	97.79%	532	97.79%
	Overvotes:	0	0.00%	0	0.00%
	Invalid votes:	0	0.00%	0	0.00%
	Rejected write-in votes:	12	2.21%	12	2.21%

Delegate to County Convention - Democratic Party - Vote for not more than 2

Choice	Party	Election Day		Total	
	Cast Votes:	0	0.00%	0	0.00%
	Undervotes:	265	97.43%	265	97.43%
	Overvotes:	0	0.00%	0	0.00%
	Invalid votes:	0	0.00%	0	0.00%
	Rejected write-in votes:	7	2.57%	7	2.57%

Township of Boston, Precinct 1

Supervisor - Republican Party - Vote for not more than 1

Choice	Party	Election Day		Total	
Dennis G. Bowen		300	72.64%	300	72.64%
	Cast Votes:	300	72.64%	300	72.64%
	Undervotes:	82	19.85%	82	19.85%
	Overvotes:	0	0.00%	0	0.00%
	Invalid votes:	31	7.51%	31	7.51%
	Rejected write-in votes:	0	0.00%	0	0.00%

Clerk - Republican Party - Vote for not more than 1

Choice	Party	Election Day		Total	
Susan Bieri		290	70.22%	290	70.22%
	Cast Votes:	290	70.22%	290	70.22%
	Undervotes:	91	22.03%	91	22.03%
	Overvotes:	0	0.00%	0	0.00%
	Invalid votes:	31	7.51%	31	7.51%
	Rejected write-in votes:	1	0.24%	1	0.24%

Treasurer - Republican Party - Vote for not more than 1

Choice	Party	Election Day		Total	
Mary Trierweiler Lamphere		301	72.53%	301	72.53%
	Cast Votes:	301	72.53%	301	72.53%
	Undervotes:	81	19.52%	81	19.52%
	Overvotes:	0	0.00%	0	0.00%
	Invalid votes:	33	7.95%	33	7.95%
	Rejected write-in votes:	0	0.00%	0	0.00%

Township of Boston, Precinct 1

Trustee - Republican Party - Vote for not more than 4

Choice	Party	Election Day		Total	
Barbara A. Foster		238	14.44%	238	14.44%
Michael T. Lamphere		255	15.47%	255	15.47%
Kenneth Olson		223	13.53%	223	13.53%
Dennis Sitzer		224	13.59%	224	13.59%
	Cast Votes:	940	57.04%	940	57.04%
	Undervotes:	584	35.44%	584	35.44%
	Overvotes:	1	0.24%	1	0.24%
	Invalid votes:	30	7.28%	30	7.28%
	Rejected write-in votes:	0	0.00%	0	0.00%

Delegate to County Convention - Republican Party - Vote for not more than 5

Choice	Party	Election Day		Total	
	Cast Votes:	0	0.00%	0	0.00%
	Undervotes:	1902	99.58%	1902	99.58%
	Overvotes:	0	0.00%	0	0.00%
	Invalid votes:	0	0.00%	0	0.00%
	Rejected write-in votes:	8	0.42%	8	0.42%

Township of Boston, Precinct 2

United States Senator - Democratic Party - Vote for not more than 1

Choice	Party	Election Day		Total	
Gary Peters		99	82.50%	99	82.50%
	Cast Votes:	99	82.50%	99	82.50%
	Undervotes:	2	1.67%	2	1.67%
	Overvotes:	0	0.00%	0	0.00%
	Invalid votes:	19	15.83%	19	15.83%
	Rejected write-in votes:	0	0.00%	0	0.00%

Representative in Congress 3rd District - Democratic Party - Vote for not more than 1

Choice	Party	Election Day		Total	
Hillary Scholten		97	82.20%	97	82.20%
	Cast Votes:	97	82.20%	97	82.20%
	Undervotes:	4	3.39%	4	3.39%
	Overvotes:	0	0.00%	0	0.00%
	Invalid votes:	17	14.41%	17	14.41%
	Rejected write-in votes:	0	0.00%	0	0.00%

Representative in State Legislature 87th District - Democratic Party - Vote for not more than 1

Choice	Party	Election Day		Total	
Jay Molette		92	77.31%	92	77.31%
	Cast Votes:	92	77.31%	92	77.31%
	Undervotes:	8	6.72%	8	6.72%
	Overvotes:	1	0.84%	1	0.84%
	Invalid votes:	18	15.13%	18	15.13%
	Rejected write-in votes:	0	0.00%	0	0.00%

Township of Boston, Precinct 2

Prosecuting Attorney - Democratic Party - Vote for not more than 1

Choice	Party	Election Day		Total	
	Cast Votes:	0	0.00%	0	0.00%
	Undervotes:	93	91.18%	93	91.18%
	Overvotes:	0	0.00%	0	0.00%
	Invalid votes:	1	0.98%	1	0.98%
	Rejected write-in votes:	8	7.84%	8	7.84%

Sheriff - Democratic Party - Vote for not more than 1

Choice	Party	Election Day		Total	
	Cast Votes:	0	0.00%	0	0.00%
	Undervotes:	95	93.14%	95	93.14%
	Overvotes:	0	0.00%	0	0.00%
	Invalid votes:	1	0.98%	1	0.98%
	Rejected write-in votes:	6	5.88%	6	5.88%

Clerk - Democratic Party - Vote for not more than 1

Choice	Party	Election Day		Total	
	Cast Votes:	0	0.00%	0	0.00%
	Undervotes:	94	92.16%	94	92.16%
	Overvotes:	0	0.00%	0	0.00%
	Invalid votes:	1	0.98%	1	0.98%
	Rejected write-in votes:	7	6.86%	7	6.86%

Treasurer - Democratic Party - Vote for not more than 1

Choice	Party	Election Day		Total	
	Cast Votes:	0	0.00%	0	0.00%
	Undervotes:	94	92.16%	94	92.16%
	Overvotes:	0	0.00%	0	0.00%
	Invalid votes:	1	0.98%	1	0.98%
	Rejected write-in votes:	7	6.86%	7	6.86%

Township of Boston, Precinct 2

Register of Deeds - Democratic Party - Vote for not more than 1

Choice	Party	Election Day		Total	
	Cast Votes:	0	0.00%	0	0.00%
	Undervotes:	95	93.14%	95	93.14%
	Overvotes:	0	0.00%	0	0.00%
	Invalid votes:	1	0.98%	1	0.98%
	Rejected write-in votes:	6	5.88%	6	5.88%

Drain Commissioner - Democratic Party - Vote for not more than 1

Choice	Party	Election Day		Total	
	Cast Votes:	0	0.00%	0	0.00%
	Undervotes:	94	93.07%	94	93.07%
	Overvotes:	0	0.00%	0	0.00%
	Invalid votes:	0	0.00%	0	0.00%
	Rejected write-in votes:	7	6.93%	7	6.93%

County Commissioner 2nd District - Democratic Party - Vote for not more than 1

Choice	Party	Election Day		Total	
	Cast Votes:	0	0.00%	0	0.00%
	Undervotes:	94	92.16%	94	92.16%
	Overvotes:	0	0.00%	0	0.00%
	Invalid votes:	1	0.98%	1	0.98%
	Rejected write-in votes:	7	6.86%	7	6.86%

United States Senator - Republican Party - Vote for not more than 1

Choice	Party	Election Day		Total	
John James		352	90.96%	352	90.96%
	Cast Votes:	352	90.96%	352	90.96%
	Undervotes:	27	6.98%	27	6.98%
	Overvotes:	0	0.00%	0	0.00%
	Invalid votes:	6	1.55%	6	1.55%
	Rejected write-in votes:	2	0.52%	2	0.52%

Township of Boston, Precinct 2

Representative in Congress 3rd District - Republican Party - Vote for not more than 1

Choice	Party	Election Day		Total	
Lynn Afendoulis		82	21.03%	82	21.03%
Joe Farrington		20	5.13%	20	5.13%
Peter Meijer		171	43.85%	171	43.85%
Thomas J. Norton		86	22.05%	86	22.05%
Emily Rafi		12	3.08%	12	3.08%
	Cast Votes:	371	95.13%	371	95.13%
	Undervotes:	8	2.05%	8	2.05%
	Overvotes:	2	0.51%	2	0.51%
	Invalid votes:	9	2.31%	9	2.31%
	Rejected write-in votes:	0	0.00%	0	0.00%

Representative in State Legislature 87th District - Republican Party - Vote for not more than 1

Choice	Party	Election Day		Total	
Julie A. Calley		340	86.51%	340	86.51%
	Cast Votes:	340	86.51%	340	86.51%
	Undervotes:	39	9.92%	39	9.92%
	Overvotes:	0	0.00%	0	0.00%
	Invalid votes:	12	3.05%	12	3.05%
	Rejected write-in votes:	2	0.51%	2	0.51%

Prosecuting Attorney - Republican Party - Vote for not more than 1

Choice	Party	Election Day		Total	
Kyle Butler		316	80.00%	316	80.00%
	Cast Votes:	316	80.00%	316	80.00%
	Undervotes:	63	15.95%	63	15.95%
	Overvotes:	0	0.00%	0	0.00%
	Invalid votes:	14	3.54%	14	3.54%
	Rejected write-in votes:	2	0.51%	2	0.51%

Township of Boston, Precinct 2

Sheriff - Republican Party - Vote for not more than 1

Choice	Party	Election Day		Total	
Douglas Gurski		47	11.78%	47	11.78%
Charlie Noll		246	61.65%	246	61.65%
Robert Rickert		59	14.79%	59	14.79%
	Cast Votes:	352	88.22%	352	88.22%
	Undervotes:	29	7.27%	29	7.27%
	Overvotes:	0	0.00%	0	0.00%
	Invalid votes:	18	4.51%	18	4.51%
	Rejected write-in votes:	0	0.00%	0	0.00%

Clerk - Republican Party - Vote for not more than 1

Choice	Party	Election Day		Total	
Greg Geiger		317	80.25%	317	80.25%
	Cast Votes:	317	80.25%	317	80.25%
	Undervotes:	64	16.20%	64	16.20%
	Overvotes:	0	0.00%	0	0.00%
	Invalid votes:	14	3.54%	14	3.54%
	Rejected write-in votes:	0	0.00%	0	0.00%

Treasurer - Republican Party - Vote for not more than 1

Choice	Party	Election Day		Total	
Judith A. Clark		308	77.97%	308	77.97%
	Cast Votes:	308	77.97%	308	77.97%
	Undervotes:	69	17.47%	69	17.47%
	Overvotes:	0	0.00%	0	0.00%
	Invalid votes:	14	3.54%	14	3.54%
	Rejected write-in votes:	4	1.01%	4	1.01%

Township of Boston, Precinct 2

Register of Deeds - Republican Party - Vote for not more than 1

Choice	Party	Election Day		Total	
Rhonda Lake		199	50.38%	199	50.38%
Will Wagner		130	32.91%	130	32.91%
	Cast Votes:	329	83.29%	329	83.29%
	Undervotes:	50	12.66%	50	12.66%
	Overvotes:	0	0.00%	0	0.00%
	Invalid votes:	14	3.54%	14	3.54%
	Rejected write-in votes:	2	0.51%	2	0.51%

Drain Commissioner - Republican Party - Vote for not more than 1

Choice	Party	Election Day		Total	
Robert J. Rose		328	82.62%	328	82.62%
	Cast Votes:	328	82.62%	328	82.62%
	Undervotes:	51	12.85%	51	12.85%
	Overvotes:	0	0.00%	0	0.00%
	Invalid votes:	16	4.03%	16	4.03%
	Rejected write-in votes:	2	0.50%	2	0.50%

County Commissioner 2nd District - Republican Party - Vote for not more than 1

Choice	Party	Election Day		Total	
Larry Tiejema		321	81.06%	321	81.06%
	Cast Votes:	321	81.06%	321	81.06%
	Undervotes:	55	13.89%	55	13.89%
	Overvotes:	0	0.00%	0	0.00%
	Invalid votes:	15	3.79%	15	3.79%
	Rejected write-in votes:	5	1.26%	5	1.26%

Township of Boston, Precinct 2

911 Operating Surcharge - Nonpartisan Party

Choice	Party	Election Day		Total	
Yes		375	73.10%	375	73.10%
No		122	23.78%	122	23.78%
	Cast Votes:	497	96.88%	497	96.88%
	Undervotes:	16	3.12%	16	3.12%
	Overvotes:	0	0.00%	0	0.00%
	Invalid votes:	0	0.00%	0	0.00%
	Rejected write-in votes:	0	0.00%	0	0.00%

Senior Citizens Services Millage Renewal and Restoration Proposal - Nonpartisan Party

Choice	Party	Election Day		Total	
Yes		380	74.07%	380	74.07%
No		113	22.03%	113	22.03%
	Cast Votes:	493	96.10%	493	96.10%
	Undervotes:	20	3.90%	20	3.90%
	Overvotes:	0	0.00%	0	0.00%
	Invalid votes:	0	0.00%	0	0.00%
	Rejected write-in votes:	0	0.00%	0	0.00%

Lowell Area Schools Building and Site Sinking Fund Replacement Millage Proposal - Nonpartisan Party

Choice	Party	Election Day		Total	
Yes		87	54.38%	87	54.38%
No		68	42.50%	68	42.50%
	Cast Votes:	155	96.88%	155	96.88%
	Undervotes:	5	3.13%	5	3.13%
	Overvotes:	0	0.00%	0	0.00%
	Invalid votes:	0	0.00%	0	0.00%
	Rejected write-in votes:	0	0.00%	0	0.00%

Township of Boston, Precinct 2

Supervisor - Democratic Party - Vote for not more than 1

Choice	Party	Election Day		Total	
	Cast Votes:	0	0.00%	0	0.00%
	Undervotes:	96	95.05%	96	95.05%
	Overvotes:	0	0.00%	0	0.00%
	Invalid votes:	0	0.00%	0	0.00%
	Rejected write-in votes:	5	4.95%	5	4.95%

Clerk - Democratic Party - Vote for not more than 1

Choice	Party	Election Day		Total	
	Cast Votes:	0	0.00%	0	0.00%
	Undervotes:	96	94.12%	96	94.12%
	Overvotes:	0	0.00%	0	0.00%
	Invalid votes:	1	0.98%	1	0.98%
	Rejected write-in votes:	5	4.90%	5	4.90%

Treasurer - Democratic Party - Vote for not more than 1

Choice	Party	Election Day		Total	
	Cast Votes:	0	0.00%	0	0.00%
	Undervotes:	96	94.12%	96	94.12%
	Overvotes:	0	0.00%	0	0.00%
	Invalid votes:	1	0.98%	1	0.98%
	Rejected write-in votes:	5	4.90%	5	4.90%

Trustee - Democratic Party - Vote for not more than 4

Choice	Party	Election Day		Total	
	Cast Votes:	0	0.00%	0	0.00%
	Undervotes:	392	96.08%	392	96.08%
	Overvotes:	0	0.00%	0	0.00%
	Invalid votes:	1	0.98%	1	0.98%
	Rejected write-in votes:	12	2.94%	12	2.94%

Township of Boston, Precinct 2

Delegate to County Convention - Democratic Party - Vote for not more than 2

Choice	Party	Election Day		Total	
Michael J. McGee		82	35.04%	82	35.04%
	Cast Votes:	82	35.04%	82	35.04%
	Undervotes:	118	50.43%	118	50.43%
	Overvotes:	0	0.00%	0	0.00%
	Invalid votes:	16	13.68%	16	13.68%
	Rejected write-in votes:	2	0.85%	2	0.85%

Supervisor - Republican Party - Vote for not more than 1

Choice	Party	Election Day		Total	
Dennis G. Bowen		322	80.30%	322	80.30%
	Cast Votes:	322	80.30%	322	80.30%
	Undervotes:	59	14.71%	59	14.71%
	Overvotes:	0	0.00%	0	0.00%
	Invalid votes:	20	4.99%	20	4.99%
	Rejected write-in votes:	0	0.00%	0	0.00%

Clerk - Republican Party - Vote for not more than 1

Choice	Party	Election Day		Total	
Susan Bieri		314	79.09%	314	79.09%
	Cast Votes:	314	79.09%	314	79.09%
	Undervotes:	66	16.62%	66	16.62%
	Overvotes:	0	0.00%	0	0.00%
	Invalid votes:	16	4.03%	16	4.03%
	Rejected write-in votes:	1	0.25%	1	0.25%

Township of Boston, Precinct 2

Treasurer - Republican Party - Vote for not more than 1

Choice	Party	Election Day		Total	
Mary Trierweiler Lamphere		318	79.50%	318	79.50%
	Cast Votes:	318	79.50%	318	79.50%
	Undervotes:	62	15.50%	62	15.50%
	Overvotes:	0	0.00%	0	0.00%
	Invalid votes:	19	4.75%	19	4.75%
	Rejected write-in votes:	1	0.25%	1	0.25%

Trustee - Republican Party - Vote for not more than 4

Choice	Party	Election Day		Total	
Barbara A. Foster		237	14.89%	237	14.89%
Michael T. Lamphere		282	17.71%	282	17.71%
Kenneth Olson		238	14.95%	238	14.95%
Dennis Sitzer		244	15.33%	244	15.33%
	Cast Votes:	1001	62.88%	1001	62.88%
	Undervotes:	522	32.79%	522	32.79%
	Overvotes:	0	0.00%	0	0.00%
	Invalid votes:	17	4.27%	17	4.27%
	Rejected write-in votes:	1	0.06%	1	0.06%

Delegate to County Convention - Republican Party - Vote for not more than 7

Choice	Party	Election Day		Total	
Loraleah Feley		287	10.49%	287	10.49%
	Cast Votes:	287	10.49%	287	10.49%
	Undervotes:	2372	86.66%	2372	86.66%
	Overvotes:	0	0.00%	0	0.00%
	Invalid votes:	10	2.56%	10	2.56%
	Rejected write-in votes:	8	0.29%	8	0.29%

Township of Boston, Precinct 3

United States Senator - Democratic Party - Vote for not more than 1

Choice	Party	Election Day		Total	
Gary Peters		88	77.19%	88	77.19%
	Cast Votes:	88	77.19%	88	77.19%
	Undervotes:	1	0.88%	1	0.88%
	Overvotes:	1	0.88%	1	0.88%
	Invalid votes:	24	21.05%	24	21.05%
	Rejected write-in votes:	0	0.00%	0	0.00%

Representative in Congress 3rd District - Democratic Party - Vote for not more than 1

Choice	Party	Election Day		Total	
Hillary Scholten		88	80.00%	88	80.00%
	Cast Votes:	88	80.00%	88	80.00%
	Undervotes:	2	1.82%	2	1.82%
	Overvotes:	0	0.00%	0	0.00%
	Invalid votes:	20	18.18%	20	18.18%
	Rejected write-in votes:	0	0.00%	0	0.00%

Representative in State Legislature 87th District - Democratic Party - Vote for not more than 1

Choice	Party	Election Day		Total	
Jay Molette		86	78.90%	86	78.90%
	Cast Votes:	86	78.90%	86	78.90%
	Undervotes:	4	3.67%	4	3.67%
	Overvotes:	0	0.00%	0	0.00%
	Invalid votes:	19	17.43%	19	17.43%
	Rejected write-in votes:	0	0.00%	0	0.00%

Township of Boston, Precinct 3

Prosecuting Attorney - Democratic Party - Vote for not more than 1

Choice	Party	Election Day		Total	
	Cast Votes:	0	0.00%	0	0.00%
	Undervotes:	76	84.44%	76	84.44%
	Overvotes:	0	0.00%	0	0.00%
	Invalid votes:	0	0.00%	0	0.00%
	Rejected write-in votes:	14	15.56%	14	15.56%

Sheriff - Democratic Party - Vote for not more than 1

Choice	Party	Election Day		Total	
	Cast Votes:	0	0.00%	0	0.00%
	Undervotes:	79	87.78%	79	87.78%
	Overvotes:	0	0.00%	0	0.00%
	Invalid votes:	0	0.00%	0	0.00%
	Rejected write-in votes:	11	12.22%	11	12.22%

Clerk - Democratic Party - Vote for not more than 1

Choice	Party	Election Day		Total	
	Cast Votes:	0	0.00%	0	0.00%
	Undervotes:	79	87.78%	79	87.78%
	Overvotes:	0	0.00%	0	0.00%
	Invalid votes:	0	0.00%	0	0.00%
	Rejected write-in votes:	11	12.22%	11	12.22%

Treasurer - Democratic Party - Vote for not more than 1

Choice	Party	Election Day		Total	
	Cast Votes:	0	0.00%	0	0.00%
	Undervotes:	79	87.78%	79	87.78%
	Overvotes:	0	0.00%	0	0.00%
	Invalid votes:	0	0.00%	0	0.00%
	Rejected write-in votes:	11	12.22%	11	12.22%

Township of Boston, Precinct 3

Register of Deeds - Democratic Party - Vote for not more than 1

Choice	Party	Election Day		Total	
	Cast Votes:	0	0.00%	0	0.00%
	Undervotes:	79	87.78%	79	87.78%
	Overvotes:	0	0.00%	0	0.00%
	Invalid votes:	0	0.00%	0	0.00%
	Rejected write-in votes:	11	12.22%	11	12.22%

Drain Commissioner - Democratic Party - Vote for not more than 1

Choice	Party	Election Day		Total	
	Cast Votes:	0	0.00%	0	0.00%
	Undervotes:	79	87.78%	79	87.78%
	Overvotes:	0	0.00%	0	0.00%
	Invalid votes:	0	0.00%	0	0.00%
	Rejected write-in votes:	11	12.22%	11	12.22%

County Commissioner 2nd District - Democratic Party - Vote for not more than 1

Choice	Party	Election Day		Total	
	Cast Votes:	0	0.00%	0	0.00%
	Undervotes:	79	87.78%	79	87.78%
	Overvotes:	0	0.00%	0	0.00%
	Invalid votes:	0	0.00%	0	0.00%
	Rejected write-in votes:	11	12.22%	11	12.22%

United States Senator - Republican Party - Vote for not more than 1

Choice	Party	Election Day		Total	
John James		243	87.10%	243	87.10%
	Cast Votes:	243	87.10%	243	87.10%
	Undervotes:	31	11.11%	31	11.11%
	Overvotes:	0	0.00%	0	0.00%
	Invalid votes:	1	0.36%	1	0.36%
	Rejected write-in votes:	4	1.43%	4	1.43%

Township of Boston, Precinct 3

Representative in Congress 3rd District - Republican Party - Vote for not more than 1

Choice	Party	Election Day		Total	
Lynn Afendoulis		60	21.43%	60	21.43%
Joe Farrington		19	6.79%	19	6.79%
Peter Meijer		128	45.71%	128	45.71%
Thomas J. Norton		49	17.50%	49	17.50%
Emily Rafi		11	3.93%	11	3.93%
	Cast Votes:	267	95.36%	267	95.36%
	Undervotes:	11	3.93%	11	3.93%
	Overvotes:	0	0.00%	0	0.00%
	Invalid votes:	2	0.71%	2	0.71%
	Rejected write-in votes:	0	0.00%	0	0.00%

Representative in State Legislature 87th District - Republican Party - Vote for not more than 1

Choice	Party	Election Day		Total	
Julie A. Calley		245	86.88%	245	86.88%
	Cast Votes:	245	86.88%	245	86.88%
	Undervotes:	33	11.70%	33	11.70%
	Overvotes:	0	0.00%	0	0.00%
	Invalid votes:	4	1.42%	4	1.42%
	Rejected write-in votes:	0	0.00%	0	0.00%

Prosecuting Attorney - Republican Party - Vote for not more than 1

Choice	Party	Election Day		Total	
Kyle Butler		230	79.58%	230	79.58%
	Cast Votes:	230	79.58%	230	79.58%
	Undervotes:	46	15.92%	46	15.92%
	Overvotes:	0	0.00%	0	0.00%
	Invalid votes:	11	3.81%	11	3.81%
	Rejected write-in votes:	2	0.69%	2	0.69%

Township of Boston, Precinct 3

Sheriff - Republican Party - Vote for not more than 1

Choice	Party	Election Day		Total	
Douglas Gurski		36	12.20%	36	12.20%
Charlie Noll		198	67.12%	198	67.12%
Robert Rickert		27	9.15%	27	9.15%
	Cast Votes:	261	88.47%	261	88.47%
	Undervotes:	17	5.76%	17	5.76%
	Overvotes:	0	0.00%	0	0.00%
	Invalid votes:	17	5.76%	17	5.76%
	Rejected write-in votes:	0	0.00%	0	0.00%

Clerk - Republican Party - Vote for not more than 1

Choice	Party	Election Day		Total	
Greg Geiger		224	77.24%	224	77.24%
	Cast Votes:	224	77.24%	224	77.24%
	Undervotes:	54	18.62%	54	18.62%
	Overvotes:	0	0.00%	0	0.00%
	Invalid votes:	12	4.14%	12	4.14%
	Rejected write-in votes:	0	0.00%	0	0.00%

Treasurer - Republican Party - Vote for not more than 1

Choice	Party	Election Day		Total	
Judith A. Clark		229	78.69%	229	78.69%
	Cast Votes:	229	78.69%	229	78.69%
	Undervotes:	49	16.84%	49	16.84%
	Overvotes:	0	0.00%	0	0.00%
	Invalid votes:	13	4.47%	13	4.47%
	Rejected write-in votes:	0	0.00%	0	0.00%

Township of Boston, Precinct 3

Register of Deeds - Republican Party - Vote for not more than 1

Choice	Party	Election Day		Total	
Rhonda Lake		176	59.86%	176	59.86%
Will Wagner		62	21.09%	62	21.09%
	Cast Votes:	238	80.95%	238	80.95%
	Undervotes:	40	13.61%	40	13.61%
	Overvotes:	0	0.00%	0	0.00%
	Invalid votes:	16	5.44%	16	5.44%
	Rejected write-in votes:	0	0.00%	0	0.00%

Drain Commissioner - Republican Party - Vote for not more than 1

Choice	Party	Election Day		Total	
Robert J. Rose		234	80.41%	234	80.41%
	Cast Votes:	234	80.41%	234	80.41%
	Undervotes:	44	15.12%	44	15.12%
	Overvotes:	0	0.00%	0	0.00%
	Invalid votes:	13	4.47%	13	4.47%
	Rejected write-in votes:	0	0.00%	0	0.00%

County Commissioner 2nd District - Republican Party - Vote for not more than 1

Choice	Party	Election Day		Total	
Larry Tiejema		229	78.16%	229	78.16%
	Cast Votes:	229	78.16%	229	78.16%
	Undervotes:	47	16.04%	47	16.04%
	Overvotes:	0	0.00%	0	0.00%
	Invalid votes:	15	5.12%	15	5.12%
	Rejected write-in votes:	2	0.68%	2	0.68%

Township of Boston, Precinct 3

911 Operating Surcharge - Nonpartisan Party

Choice	Party	Election Day		Total	
Yes		273	68.42%	273	68.42%
No		95	23.81%	95	23.81%
	Cast Votes:	368	92.23%	368	92.23%
	Undervotes:	30	7.52%	30	7.52%
	Overvotes:	1	0.25%	1	0.25%
	Invalid votes:	0	0.00%	0	0.00%
	Rejected write-in votes:	0	0.00%	0	0.00%

Senior Citizens Services Millage Renewal and Restoration Proposal - Nonpartisan Party

Choice	Party	Election Day		Total	
Yes		286	71.68%	286	71.68%
No		83	20.80%	83	20.80%
	Cast Votes:	369	92.48%	369	92.48%
	Undervotes:	30	7.52%	30	7.52%
	Overvotes:	0	0.00%	0	0.00%
	Invalid votes:	0	0.00%	0	0.00%
	Rejected write-in votes:	0	0.00%	0	0.00%

Lowell Area Schools Building and Site Sinking Fund Replacement Millage Proposal - Nonpartisan Party

Choice	Party	Election Day		Total	
Yes		12	40.00%	12	40.00%
No		17	56.67%	17	56.67%
	Cast Votes:	29	96.67%	29	96.67%
	Undervotes:	1	3.33%	1	3.33%
	Overvotes:	0	0.00%	0	0.00%
	Invalid votes:	0	0.00%	0	0.00%
	Rejected write-in votes:	0	0.00%	0	0.00%

Township of Boston, Precinct 3

Supervisor - Democratic Party - Vote for not more than 1

Choice	Party	Election Day		Total	
	Cast Votes:	0	0.00%	0	0.00%
	Undervotes:	79	87.78%	79	87.78%
	Overvotes:	0	0.00%	0	0.00%
	Invalid votes:	0	0.00%	0	0.00%
	Rejected write-in votes:	11	12.22%	11	12.22%

Clerk - Democratic Party - Vote for not more than 1

Choice	Party	Election Day		Total	
	Cast Votes:	0	0.00%	0	0.00%
	Undervotes:	79	87.78%	79	87.78%
	Overvotes:	0	0.00%	0	0.00%
	Invalid votes:	0	0.00%	0	0.00%
	Rejected write-in votes:	11	12.22%	11	12.22%

Treasurer - Democratic Party - Vote for not more than 1

Choice	Party	Election Day		Total	
	Cast Votes:	0	0.00%	0	0.00%
	Undervotes:	79	87.78%	79	87.78%
	Overvotes:	0	0.00%	0	0.00%
	Invalid votes:	0	0.00%	0	0.00%
	Rejected write-in votes:	11	12.22%	11	12.22%

Trustee - Democratic Party - Vote for not more than 4

Choice	Party	Election Day		Total	
	Cast Votes:	0	0.00%	0	0.00%
	Undervotes:	327	90.83%	327	90.83%
	Overvotes:	0	0.00%	0	0.00%
	Invalid votes:	0	0.00%	0	0.00%
	Rejected write-in votes:	33	9.17%	33	9.17%

Township of Boston, Precinct 3

Delegate to County Convention - Democratic Party - Vote for not more than 2

Choice	Party	Election Day		Total	
	Cast Votes:	0	0.00%	0	0.00%
	Undervotes:	165	91.67%	165	91.67%
	Overvotes:	0	0.00%	0	0.00%
	Invalid votes:	0	0.00%	0	0.00%
	Rejected write-in votes:	15	8.33%	15	8.33%

Supervisor - Republican Party - Vote for not more than 1

Choice	Party	Election Day		Total	
Dennis G. Bowen		225	76.01%	225	76.01%
	Cast Votes:	225	76.01%	225	76.01%
	Undervotes:	52	17.57%	52	17.57%
	Overvotes:	0	0.00%	0	0.00%
	Invalid votes:	18	6.08%	18	6.08%
	Rejected write-in votes:	1	0.34%	1	0.34%

Clerk - Republican Party - Vote for not more than 1

Choice	Party	Election Day		Total	
Susan Bieri		219	74.24%	219	74.24%
	Cast Votes:	219	74.24%	219	74.24%
	Undervotes:	59	20.00%	59	20.00%
	Overvotes:	0	0.00%	0	0.00%
	Invalid votes:	17	5.76%	17	5.76%
	Rejected write-in votes:	0	0.00%	0	0.00%

Township of Boston, Precinct 3

Treasurer - Republican Party - Vote for not more than 1

Choice	Party	Election Day		Total	
Mary Trierweiler Lamphere		231	77.78%	231	77.78%
	Cast Votes:	231	77.78%	231	77.78%
	Undervotes:	46	15.49%	46	15.49%
	Overvotes:	0	0.00%	0	0.00%
	Invalid votes:	19	6.40%	19	6.40%
	Rejected write-in votes:	1	0.34%	1	0.34%

Trustee - Republican Party - Vote for not more than 4

Choice	Party	Election Day		Total	
Barbara A. Foster		155	13.14%	155	13.14%
Michael T. Lamphere		180	15.25%	180	15.25%
Kenneth Olson		163	13.81%	163	13.81%
Dennis Sitzer		158	13.39%	158	13.39%
	Cast Votes:	656	55.59%	656	55.59%
	Undervotes:	456	38.64%	456	38.64%
	Overvotes:	0	0.00%	0	0.00%
	Invalid votes:	17	5.76%	17	5.76%
	Rejected write-in votes:	0	0.00%	0	0.00%

Delegate to County Convention - Republican Party - Vote for not more than 5

Choice	Party	Election Day		Total	
	Cast Votes:	0	0.00%	0	0.00%
	Undervotes:	1386	99.71%	1386	99.71%
	Overvotes:	0	0.00%	0	0.00%
	Invalid votes:	0	0.00%	0	0.00%
	Rejected write-in votes:	4	0.29%	4	0.29%

Township of Campbell, Precinct 1

United States Senator - Democratic Party - Vote for not more than 1

Choice	Party	Election Day		Total	
Gary Peters		102	82.93%	102	82.93%
	Cast Votes:	102	82.93%	102	82.93%
	Undervotes:	0	0.00%	0	0.00%
	Overvotes:	0	0.00%	0	0.00%
	Invalid votes:	21	17.07%	21	17.07%
	Rejected write-in votes:	0	0.00%	0	0.00%

Representative in Congress 3rd District - Democratic Party - Vote for not more than 1

Choice	Party	Election Day		Total	
Hillary Scholten		99	83.90%	99	83.90%
	Cast Votes:	99	83.90%	99	83.90%
	Undervotes:	3	2.54%	3	2.54%
	Overvotes:	0	0.00%	0	0.00%
	Invalid votes:	16	13.56%	16	13.56%
	Rejected write-in votes:	0	0.00%	0	0.00%

Representative in State Legislature 87th District - Democratic Party - Vote for not more than 1

Choice	Party	Election Day		Total	
Jay Molette		98	83.76%	98	83.76%
	Cast Votes:	98	83.76%	98	83.76%
	Undervotes:	4	3.42%	4	3.42%
	Overvotes:	0	0.00%	0	0.00%
	Invalid votes:	15	12.82%	15	12.82%
	Rejected write-in votes:	0	0.00%	0	0.00%

Township of Campbell, Precinct 1

Prosecuting Attorney - Democratic Party - Vote for not more than 1

Choice	Party	Election Day		Total	
	Cast Votes:	0	0.00%	0	0.00%
	Undervotes:	97	94.17%	97	94.17%
	Overvotes:	0	0.00%	0	0.00%
	Invalid votes:	1	0.97%	1	0.97%
	Rejected write-in votes:	5	4.85%	5	4.85%

Sheriff - Democratic Party - Vote for not more than 1

Choice	Party	Election Day		Total	
	Cast Votes:	0	0.00%	0	0.00%
	Undervotes:	97	94.17%	97	94.17%
	Overvotes:	0	0.00%	0	0.00%
	Invalid votes:	1	0.97%	1	0.97%
	Rejected write-in votes:	5	4.85%	5	4.85%

Clerk - Democratic Party - Vote for not more than 1

Choice	Party	Election Day		Total	
	Cast Votes:	0	0.00%	0	0.00%
	Undervotes:	98	95.15%	98	95.15%
	Overvotes:	0	0.00%	0	0.00%
	Invalid votes:	1	0.97%	1	0.97%
	Rejected write-in votes:	4	3.88%	4	3.88%

Treasurer - Democratic Party - Vote for not more than 1

Choice	Party	Election Day		Total	
	Cast Votes:	0	0.00%	0	0.00%
	Undervotes:	97	94.17%	97	94.17%
	Overvotes:	0	0.00%	0	0.00%
	Invalid votes:	1	0.97%	1	0.97%
	Rejected write-in votes:	5	4.85%	5	4.85%

Township of Campbell, Precinct 1

Register of Deeds - Democratic Party - Vote for not more than 1

Choice	Party	Election Day		Total	
	Cast Votes:	0	0.00%	0	0.00%
	Undervotes:	98	95.15%	98	95.15%
	Overvotes:	0	0.00%	0	0.00%
	Invalid votes:	1	0.97%	1	0.97%
	Rejected write-in votes:	4	3.88%	4	3.88%

Drain Commissioner - Democratic Party - Vote for not more than 1

Choice	Party	Election Day		Total	
	Cast Votes:	0	0.00%	0	0.00%
	Undervotes:	98	95.15%	98	95.15%
	Overvotes:	0	0.00%	0	0.00%
	Invalid votes:	1	0.97%	1	0.97%
	Rejected write-in votes:	4	3.88%	4	3.88%

County Commissioner 3rd District - Democratic Party - Vote for not more than 1

Choice	Party	Election Day		Total	
Nelson A. Brown		84	73.68%	84	73.68%
	Cast Votes:	84	73.68%	84	73.68%
	Undervotes:	18	15.79%	18	15.79%
	Overvotes:	0	0.00%	0	0.00%
	Invalid votes:	12	10.53%	12	10.53%
	Rejected write-in votes:	0	0.00%	0	0.00%

Township of Campbell, Precinct 1

United States Senator - Republican Party - Vote for not more than 1

Choice	Party	Election Day		Total	
John James		428	89.54%	428	89.54%
	Cast Votes:	428	89.54%	428	89.54%
	Undervotes:	45	9.41%	45	9.41%
	Overvotes:	0	0.00%	0	0.00%
	Invalid votes:	3	0.63%	3	0.63%
	Rejected write-in votes:	2	0.42%	2	0.42%

Representative in Congress 3rd District - Republican Party - Vote for not more than 1

Choice	Party	Election Day		Total	
Lynn Afendoulis		93	19.25%	93	19.25%
Joe Farrington		9	1.86%	9	1.86%
Peter Meijer		230	47.62%	230	47.62%
Thomas J. Norton		116	24.02%	116	24.02%
Emily Rafi		9	1.86%	9	1.86%
	Cast Votes:	457	94.62%	457	94.62%
	Undervotes:	14	2.90%	14	2.90%
	Overvotes:	2	0.41%	2	0.41%
	Invalid votes:	8	1.66%	8	1.66%
	Rejected write-in votes:	2	0.41%	2	0.41%

Representative in State Legislature 87th District - Republican Party - Vote for not more than 1

Choice	Party	Election Day		Total	
Julie A. Calley		423	86.68%	423	86.68%
	Cast Votes:	423	86.68%	423	86.68%
	Undervotes:	50	10.25%	50	10.25%
	Overvotes:	0	0.00%	0	0.00%
	Invalid votes:	13	2.66%	13	2.66%
	Rejected write-in votes:	2	0.41%	2	0.41%

Township of Campbell, Precinct 1

Prosecuting Attorney - Republican Party - Vote for not more than 1

Choice	Party	Election Day		Total	
Kyle Butler		391	80.12%	391	80.12%
	Cast Votes:	391	80.12%	391	80.12%
	Undervotes:	82	16.80%	82	16.80%
	Overvotes:	0	0.00%	0	0.00%
	Invalid votes:	13	2.66%	13	2.66%
	Rejected write-in votes:	2	0.41%	2	0.41%

Sheriff - Republican Party - Vote for not more than 1

Choice	Party	Election Day		Total	
Douglas Gurski		49	9.94%	49	9.94%
Charlie Noll		359	72.82%	359	72.82%
Robert Rickert		18	3.65%	18	3.65%
	Cast Votes:	426	86.41%	426	86.41%
	Undervotes:	48	9.74%	48	9.74%
	Overvotes:	0	0.00%	0	0.00%
	Invalid votes:	18	3.65%	18	3.65%
	Rejected write-in votes:	1	0.20%	1	0.20%

Clerk - Republican Party - Vote for not more than 1

Choice	Party	Election Day		Total	
Greg Geiger		394	80.74%	394	80.74%
	Cast Votes:	394	80.74%	394	80.74%
	Undervotes:	80	16.39%	80	16.39%
	Overvotes:	0	0.00%	0	0.00%
	Invalid votes:	13	2.66%	13	2.66%
	Rejected write-in votes:	1	0.20%	1	0.20%

Township of Campbell, Precinct 1

Treasurer - Republican Party - Vote for not more than 1

Choice	Party	Election Day		Total	
Judith A. Clark		348	71.31%	348	71.31%
	Cast Votes:	348	71.31%	348	71.31%
	Undervotes:	88	18.03%	88	18.03%
	Overvotes:	5	1.02%	5	1.02%
	Invalid votes:	13	2.66%	13	2.66%
	Rejected write-in votes:	34	6.97%	34	6.97%

Register of Deeds - Republican Party - Vote for not more than 1

Choice	Party	Election Day		Total	
Rhonda Lake		193	39.47%	193	39.47%
Will Wagner		201	41.10%	201	41.10%
	Cast Votes:	394	80.57%	394	80.57%
	Undervotes:	78	15.95%	78	15.95%
	Overvotes:	1	0.20%	1	0.20%
	Invalid votes:	14	2.86%	14	2.86%
	Rejected write-in votes:	2	0.41%	2	0.41%

Drain Commissioner - Republican Party - Vote for not more than 1

Choice	Party	Election Day		Total	
Robert J. Rose		388	79.35%	388	79.35%
	Cast Votes:	388	79.35%	388	79.35%
	Undervotes:	86	17.59%	86	17.59%
	Overvotes:	1	0.20%	1	0.20%
	Invalid votes:	14	2.86%	14	2.86%
	Rejected write-in votes:	0	0.00%	0	0.00%

Township of Campbell, Precinct 1

County Commissioner 3rd District - Republican Party - Vote for not more than 1

Choice	Party	Election Day		Total	
Karen Banks		386	79.59%	386	79.59%
	Cast Votes:	386	79.59%	386	79.59%
	Undervotes:	87	17.94%	87	17.94%
	Overvotes:	0	0.00%	0	0.00%
	Invalid votes:	10	2.06%	10	2.06%
	Rejected write-in votes:	2	0.41%	2	0.41%

911 Operating Surcharge - Nonpartisan Party

Choice	Party	Election Day		Total	
Yes		442	72.82%	442	72.82%
No		127	20.92%	127	20.92%
	Cast Votes:	569	93.74%	569	93.74%
	Undervotes:	36	5.93%	36	5.93%
	Overvotes:	2	0.33%	2	0.33%
	Invalid votes:	0	0.00%	0	0.00%
	Rejected write-in votes:	0	0.00%	0	0.00%

Senior Citizens Services Millage Renewal and Restoration Proposal - Nonpartisan Party

Choice	Party	Election Day		Total	
Yes		415	68.37%	415	68.37%
No		148	24.38%	148	24.38%
	Cast Votes:	563	92.75%	563	92.75%
	Undervotes:	44	7.25%	44	7.25%
	Overvotes:	0	0.00%	0	0.00%
	Invalid votes:	0	0.00%	0	0.00%
	Rejected write-in votes:	0	0.00%	0	0.00%

Township of Campbell, Precinct 1

Lowell Area Schools Building and Site Sinking Fund Replacement Millage Proposal - Nonpartisan Party

Choice	Party	Election Day		Total	
Yes		10	58.82%	10	58.82%
No		7	41.18%	7	41.18%
	Cast Votes:	17	100.00%	17	100.00%
	Undervotes:	0	0.00%	0	0.00%
	Overvotes:	0	0.00%	0	0.00%
	Invalid votes:	0	0.00%	0	0.00%
	Rejected write-in votes:	0	0.00%	0	0.00%

Supervisor - Democratic Party - Vote for not more than 1

Choice	Party	Election Day		Total	
	Cast Votes:	0	0.00%	0	0.00%
	Undervotes:	100	98.04%	100	98.04%
	Overvotes:	0	0.00%	0	0.00%
	Invalid votes:	0	0.00%	0	0.00%
	Rejected write-in votes:	2	1.96%	2	1.96%

Clerk - Democratic Party - Vote for not more than 1

Choice	Party	Election Day		Total	
	Cast Votes:	0	0.00%	0	0.00%
	Undervotes:	99	97.06%	99	97.06%
	Overvotes:	0	0.00%	0	0.00%
	Invalid votes:	0	0.00%	0	0.00%
	Rejected write-in votes:	3	2.94%	3	2.94%

Township of Campbell, Precinct 1

Treasurer - Democratic Party - Vote for not more than 1

Choice	Party	Election Day		Total	
	Cast Votes:	0	0.00%	0	0.00%
	Undervotes:	100	97.09%	100	97.09%
	Overvotes:	0	0.00%	0	0.00%
	Invalid votes:	1	0.97%	1	0.97%
	Rejected write-in votes:	2	1.94%	2	1.94%

Trustee - Democratic Party - Vote for not more than 2

Choice	Party	Election Day		Total	
	Cast Votes:	0	0.00%	0	0.00%
	Undervotes:	201	97.57%	201	97.57%
	Overvotes:	0	0.00%	0	0.00%
	Invalid votes:	1	0.97%	1	0.97%
	Rejected write-in votes:	3	1.46%	3	1.46%

Delegate to County Convention - Democratic Party - Vote for not more than 2

Choice	Party	Election Day		Total	
Nelson A. Brown		73	31.74%	73	31.74%
Judith A. Transue		90	39.13%	90	39.13%
	Cast Votes:	163	70.87%	163	70.87%
	Undervotes:	41	17.83%	41	17.83%
	Overvotes:	0	0.00%	0	0.00%
	Invalid votes:	13	11.30%	13	11.30%
	Rejected write-in votes:	0	0.00%	0	0.00%

Township of Campbell, Precinct 1

Supervisor - Republican Party - Vote for not more than 1

Choice	Party	Election Day		Total	
Brian Thompson		392	79.35%	392	79.35%
	Cast Votes:	392	79.35%	392	79.35%
	Undervotes:	79	15.99%	79	15.99%
	Overvotes:	0	0.00%	0	0.00%
	Invalid votes:	19	3.85%	19	3.85%
	Rejected write-in votes:	4	0.81%	4	0.81%

Clerk - Republican Party - Vote for not more than 1

Choice	Party	Election Day		Total	
Marshann Ludema		399	80.44%	399	80.44%
	Cast Votes:	399	80.44%	399	80.44%
	Undervotes:	72	14.52%	72	14.52%
	Overvotes:	0	0.00%	0	0.00%
	Invalid votes:	21	4.23%	21	4.23%
	Rejected write-in votes:	4	0.81%	4	0.81%

Treasurer - Republican Party - Vote for not more than 1

Choice	Party	Election Day		Total	
Linda Willison		292	58.99%	292	58.99%
Kate Drury (W)		127	25.66%	127	25.66%
	Cast Votes:	419	84.65%	419	84.65%
	Undervotes:	55	11.11%	55	11.11%
	Overvotes:	1	0.20%	1	0.20%
	Invalid votes:	20	4.04%	20	4.04%
	Rejected write-in votes:	0	0.00%	0	0.00%

Township of Campbell, Precinct 1

Trustee - Republican Party - Vote for not more than 2

Choice	Party	Election Day		Total	
Dan A. Jackson		308	31.24%	308	31.24%
Dennis Pepper		328	33.27%	328	33.27%
	Cast Votes:	636	64.50%	636	64.50%
	Undervotes:	307	31.14%	307	31.14%
	Overvotes:	0	0.00%	0	0.00%
	Invalid votes:	18	3.65%	18	3.65%
	Rejected write-in votes:	7	0.71%	7	0.71%

Delegate to County Convention - Republican Party - Vote for not more than 8

Choice	Party	Election Day		Total	
Ann M. Roth		329	8.44%	329	8.44%
Philip Roth		308	7.91%	308	7.91%
	Cast Votes:	637	16.35%	637	16.35%
	Undervotes:	3161	81.13%	3161	81.13%
	Overvotes:	0	0.00%	0	0.00%
	Invalid votes:	12	2.46%	12	2.46%
	Rejected write-in votes:	2	0.05%	2	0.05%

Township of Danby, Precinct 1

United States Senator - Democratic Party - Vote for not more than 1

Choice	Party	Election Day		Total	
Gary Peters		180	82.95%	180	82.95%
	Cast Votes:	180	82.95%	180	82.95%
	Undervotes:	1	0.46%	1	0.46%
	Overvotes:	0	0.00%	0	0.00%
	Invalid votes:	36	16.59%	36	16.59%
	Rejected write-in votes:	0	0.00%	0	0.00%

Representative in Congress 3rd District - Democratic Party - Vote for not more than 1

Choice	Party	Election Day		Total	
Hillary Scholten		168	80.38%	168	80.38%
	Cast Votes:	168	80.38%	168	80.38%
	Undervotes:	13	6.22%	13	6.22%
	Overvotes:	0	0.00%	0	0.00%
	Invalid votes:	28	13.40%	28	13.40%
	Rejected write-in votes:	0	0.00%	0	0.00%

Representative in State Legislature 87th District - Democratic Party - Vote for not more than 1

Choice	Party	Election Day		Total	
Jay Molette		165	78.57%	165	78.57%
	Cast Votes:	165	78.57%	165	78.57%
	Undervotes:	16	7.62%	16	7.62%
	Overvotes:	0	0.00%	0	0.00%
	Invalid votes:	29	13.81%	29	13.81%
	Rejected write-in votes:	0	0.00%	0	0.00%

Township of Danby, Precinct 1

Prosecuting Attorney - Democratic Party - Vote for not more than 1

Choice	Party	Election Day		Total	
	Cast Votes:	0	0.00%	0	0.00%
	Undervotes:	175	95.63%	175	95.63%
	Overvotes:	0	0.00%	0	0.00%
	Invalid votes:	2	1.09%	2	1.09%
	Rejected write-in votes:	6	3.28%	6	3.28%

Sheriff - Democratic Party - Vote for not more than 1

Choice	Party	Election Day		Total	
	Cast Votes:	0	0.00%	0	0.00%
	Undervotes:	173	94.54%	173	94.54%
	Overvotes:	0	0.00%	0	0.00%
	Invalid votes:	2	1.09%	2	1.09%
	Rejected write-in votes:	8	4.37%	8	4.37%

Clerk - Democratic Party - Vote for not more than 1

Choice	Party	Election Day		Total	
	Cast Votes:	0	0.00%	0	0.00%
	Undervotes:	175	95.63%	175	95.63%
	Overvotes:	0	0.00%	0	0.00%
	Invalid votes:	2	1.09%	2	1.09%
	Rejected write-in votes:	6	3.28%	6	3.28%

Treasurer - Democratic Party - Vote for not more than 1

Choice	Party	Election Day		Total	
	Cast Votes:	0	0.00%	0	0.00%
	Undervotes:	175	95.63%	175	95.63%
	Overvotes:	0	0.00%	0	0.00%
	Invalid votes:	2	1.09%	2	1.09%
	Rejected write-in votes:	6	3.28%	6	3.28%

Township of Danby, Precinct 1

Register of Deeds - Democratic Party - Vote for not more than 1

Choice	Party	Election Day		Total	
	Cast Votes:	0	0.00%	0	0.00%
	Undervotes:	175	95.63%	175	95.63%
	Overvotes:	0	0.00%	0	0.00%
	Invalid votes:	2	1.09%	2	1.09%
	Rejected write-in votes:	6	3.28%	6	3.28%

Drain Commissioner - Democratic Party - Vote for not more than 1

Choice	Party	Election Day		Total	
	Cast Votes:	0	0.00%	0	0.00%
	Undervotes:	175	95.63%	175	95.63%
	Overvotes:	0	0.00%	0	0.00%
	Invalid votes:	2	1.09%	2	1.09%
	Rejected write-in votes:	6	3.28%	6	3.28%

County Commissioner 7th District - Democratic Party - Vote for not more than 1

Choice	Party	Election Day		Total	
	Cast Votes:	0	0.00%	0	0.00%
	Undervotes:	174	95.60%	174	95.60%
	Overvotes:	0	0.00%	0	0.00%
	Invalid votes:	1	0.55%	1	0.55%
	Rejected write-in votes:	7	3.85%	7	3.85%

United States Senator - Republican Party - Vote for not more than 1

Choice	Party	Election Day		Total	
John James		429	83.46%	429	83.46%
	Cast Votes:	429	83.46%	429	83.46%
	Undervotes:	63	12.26%	63	12.26%
	Overvotes:	0	0.00%	0	0.00%
	Invalid votes:	16	3.11%	16	3.11%
	Rejected write-in votes:	6	1.17%	6	1.17%

Township of Danby, Precinct 1

Representative in Congress 3rd District - Republican Party - Vote for not more than 1

Choice	Party	Election Day		Total	
Lynn Afendoulis		100	19.34%	100	19.34%
Joe Farrington		29	5.61%	29	5.61%
Peter Meijer		225	43.52%	225	43.52%
Thomas J. Norton		95	18.38%	95	18.38%
Emily Rafi		10	1.93%	10	1.93%
	Cast Votes:	459	88.78%	459	88.78%
	Undervotes:	38	7.35%	38	7.35%
	Overvotes:	1	0.19%	1	0.19%
	Invalid votes:	19	3.68%	19	3.68%
	Rejected write-in votes:	0	0.00%	0	0.00%

Representative in State Legislature 87th District - Republican Party - Vote for not more than 1

Choice	Party	Election Day		Total	
Julie A. Calley		441	85.30%	441	85.30%
	Cast Votes:	441	85.30%	441	85.30%
	Undervotes:	54	10.44%	54	10.44%
	Overvotes:	1	0.19%	1	0.19%
	Invalid votes:	19	3.68%	19	3.68%
	Rejected write-in votes:	2	0.39%	2	0.39%

Prosecuting Attorney - Republican Party - Vote for not more than 1

Choice	Party	Election Day		Total	
Kyle Butler		397	76.49%	397	76.49%
	Cast Votes:	397	76.49%	397	76.49%
	Undervotes:	96	18.50%	96	18.50%
	Overvotes:	0	0.00%	0	0.00%
	Invalid votes:	21	4.05%	21	4.05%
	Rejected write-in votes:	5	0.96%	5	0.96%

Township of Danby, Precinct 1

Sheriff - Republican Party - Vote for not more than 1

Choice	Party	Election Day		Total	
Douglas Gurski		99	18.79%	99	18.79%
Charlie Noll		325	61.67%	325	61.67%
Robert Rickert		27	5.12%	27	5.12%
	Cast Votes:	451	85.58%	451	85.58%
	Undervotes:	47	8.92%	47	8.92%
	Overvotes:	0	0.00%	0	0.00%
	Invalid votes:	29	5.50%	29	5.50%
	Rejected write-in votes:	0	0.00%	0	0.00%

Clerk - Republican Party - Vote for not more than 1

Choice	Party	Election Day		Total	
Greg Geiger		397	76.79%	397	76.79%
	Cast Votes:	397	76.79%	397	76.79%
	Undervotes:	101	19.54%	101	19.54%
	Overvotes:	0	0.00%	0	0.00%
	Invalid votes:	19	3.68%	19	3.68%
	Rejected write-in votes:	0	0.00%	0	0.00%

Treasurer - Republican Party - Vote for not more than 1

Choice	Party	Election Day		Total	
Judith A. Clark		389	75.10%	389	75.10%
	Cast Votes:	389	75.10%	389	75.10%
	Undervotes:	107	20.66%	107	20.66%
	Overvotes:	0	0.00%	0	0.00%
	Invalid votes:	20	3.86%	20	3.86%
	Rejected write-in votes:	2	0.39%	2	0.39%

Township of Danby, Precinct 1

Register of Deeds - Republican Party - Vote for not more than 1

Choice	Party	Election Day		Total	
Rhonda Lake		245	47.21%	245	47.21%
Will Wagner		155	29.87%	155	29.87%
	Cast Votes:	400	77.07%	400	77.07%
	Undervotes:	98	18.88%	98	18.88%
	Overvotes:	0	0.00%	0	0.00%
	Invalid votes:	21	4.05%	21	4.05%
	Rejected write-in votes:	0	0.00%	0	0.00%

Drain Commissioner - Republican Party - Vote for not more than 1

Choice	Party	Election Day		Total	
Robert J. Rose		389	75.10%	389	75.10%
	Cast Votes:	389	75.10%	389	75.10%
	Undervotes:	109	21.04%	109	21.04%
	Overvotes:	0	0.00%	0	0.00%
	Invalid votes:	20	3.86%	20	3.86%
	Rejected write-in votes:	0	0.00%	0	0.00%

County Commissioner 7th District - Republican Party - Vote for not more than 1

Choice	Party	Election Day		Total	
Georgia Richardson Sharp		393	75.58%	393	75.58%
	Cast Votes:	393	75.58%	393	75.58%
	Undervotes:	105	20.19%	105	20.19%
	Overvotes:	0	0.00%	0	0.00%
	Invalid votes:	22	4.23%	22	4.23%
	Rejected write-in votes:	0	0.00%	0	0.00%

Township of Danby, Precinct 1

911 Operating Surcharge - Nonpartisan Party

Choice	Party	Election Day		Total	
Yes		509	69.44%	509	69.44%
No		182	24.83%	182	24.83%
	Cast Votes:	691	94.27%	691	94.27%
	Undervotes:	42	5.73%	42	5.73%
	Overvotes:	0	0.00%	0	0.00%
	Invalid votes:	0	0.00%	0	0.00%
	Rejected write-in votes:	0	0.00%	0	0.00%

Senior Citizens Services Millage Renewal and Restoration Proposal - Nonpartisan Party

Choice	Party	Election Day		Total	
Yes		533	72.71%	533	72.71%
No		153	20.87%	153	20.87%
	Cast Votes:	686	93.59%	686	93.59%
	Undervotes:	46	6.28%	46	6.28%
	Overvotes:	1	0.14%	1	0.14%
	Invalid votes:	0	0.00%	0	0.00%
	Rejected write-in votes:	0	0.00%	0	0.00%

Supervisor - Democratic Party - Vote for not more than 1

Choice	Party	Election Day		Total	
	Cast Votes:	0	0.00%	0	0.00%
	Undervotes:	172	93.99%	172	93.99%
	Overvotes:	0	0.00%	0	0.00%
	Invalid votes:	2	1.09%	2	1.09%
	Rejected write-in votes:	9	4.92%	9	4.92%

Township of Danby, Precinct 1

Clerk - Democratic Party - Vote for not more than 1

Choice	Party	Election Day		Total	
	Cast Votes:	0	0.00%	0	0.00%
	Undervotes:	174	95.60%	174	95.60%
	Overvotes:	0	0.00%	0	0.00%
	Invalid votes:	1	0.55%	1	0.55%
	Rejected write-in votes:	7	3.85%	7	3.85%

Treasurer - Democratic Party - Vote for not more than 1

Choice	Party	Election Day		Total	
Teresa Hillis		131	67.18%	131	67.18%
	Cast Votes:	131	67.18%	131	67.18%
	Undervotes:	50	25.64%	50	25.64%
	Overvotes:	0	0.00%	0	0.00%
	Invalid votes:	14	7.18%	14	7.18%
	Rejected write-in votes:	0	0.00%	0	0.00%

Trustee - Democratic Party - Vote for not more than 2

Choice	Party	Election Day		Total	
	Cast Votes:	0	0.00%	0	0.00%
	Undervotes:	356	97.80%	356	97.80%
	Overvotes:	0	0.00%	0	0.00%
	Invalid votes:	1	0.55%	1	0.55%
	Rejected write-in votes:	6	1.65%	6	1.65%

Delegate to County Convention - Democratic Party - Vote for not more than 4

Choice	Party	Election Day		Total	
	Cast Votes:	0	0.00%	0	0.00%
	Undervotes:	712	97.80%	712	97.80%
	Overvotes:	0	0.00%	0	0.00%
	Invalid votes:	1	0.55%	1	0.55%
	Rejected write-in votes:	12	1.65%	12	1.65%

Township of Danby, Precinct 1

Supervisor - Republican Party - Vote for not more than 1

Choice	Party	Election Day		Total	
Daniel R. Platte		419	78.91%	419	78.91%
	Cast Votes:	419	78.91%	419	78.91%
	Undervotes:	77	14.50%	77	14.50%
	Overvotes:	1	0.19%	1	0.19%
	Invalid votes:	33	6.21%	33	6.21%
	Rejected write-in votes:	1	0.19%	1	0.19%

Clerk - Republican Party - Vote for not more than 1

Choice	Party	Election Day		Total	
Kristina Platte		419	79.36%	419	79.36%
	Cast Votes:	419	79.36%	419	79.36%
	Undervotes:	77	14.58%	77	14.58%
	Overvotes:	0	0.00%	0	0.00%
	Invalid votes:	30	5.68%	30	5.68%
	Rejected write-in votes:	2	0.38%	2	0.38%

Treasurer - Republican Party - Vote for not more than 1

Choice	Party	Election Day		Total	
Erika J. Hoppes		162	30.68%	162	30.68%
Elizabeth Nurenberg		153	28.98%	153	28.98%
Margo M. Schafer		112	21.21%	112	21.21%
	Cast Votes:	427	80.87%	427	80.87%
	Undervotes:	68	12.88%	68	12.88%
	Overvotes:	1	0.19%	1	0.19%
	Invalid votes:	30	5.68%	30	5.68%
	Rejected write-in votes:	2	0.38%	2	0.38%

Township of Danby, Precinct 1

Trustee - Republican Party - Vote for not more than 2

Choice	Party	Election Day		Total	
Bill Nurenberg		298	28.01%	298	28.01%
Daniel A. Schafer		333	31.30%	333	31.30%
	Cast Votes:	631	59.30%	631	59.30%
	Undervotes:	365	34.30%	365	34.30%
	Overvotes:	0	0.00%	0	0.00%
	Invalid votes:	34	6.39%	34	6.39%
	Rejected write-in votes:	0	0.00%	0	0.00%

Delegate to County Convention - Republican Party - Vote for not more than 8

Choice	Party	Election Day		Total	
Kyle Butler		307	7.28%	307	7.28%
Scott Parmalee		326	7.73%	326	7.73%
	Cast Votes:	633	15.01%	633	15.01%
	Undervotes:	3347	79.39%	3347	79.39%
	Overvotes:	0	0.00%	0	0.00%
	Invalid votes:	29	5.50%	29	5.50%
	Rejected write-in votes:	4	0.09%	4	0.09%

Township of Easton, Precinct 1

United States Senator - Democratic Party - Vote for not more than 1

Choice	Party	Election Day		Total	
Gary Peters		80	78.43%	80	78.43%
	Cast Votes:	80	78.43%	80	78.43%
	Undervotes:	5	4.90%	5	4.90%
	Overvotes:	0	0.00%	0	0.00%
	Invalid votes:	17	16.67%	17	16.67%
	Rejected write-in votes:	0	0.00%	0	0.00%

Representative in Congress 3rd District - Democratic Party - Vote for not more than 1

Choice	Party	Election Day		Total	
Hillary Scholten		78	81.25%	78	81.25%
	Cast Votes:	78	81.25%	78	81.25%
	Undervotes:	7	7.29%	7	7.29%
	Overvotes:	0	0.00%	0	0.00%
	Invalid votes:	11	11.46%	11	11.46%
	Rejected write-in votes:	0	0.00%	0	0.00%

Representative in State Legislature 86th District - Democratic Party - Vote for not more than 1

Choice	Party	Election Day		Total	
Sue Hayes		40	40.00%	40	40.00%
Jeff Merritt		40	40.00%	40	40.00%
	Cast Votes:	80	80.00%	80	80.00%
	Undervotes:	5	5.00%	5	5.00%
	Overvotes:	0	0.00%	0	0.00%
	Invalid votes:	15	15.00%	15	15.00%
	Rejected write-in votes:	0	0.00%	0	0.00%

Township of Easton, Precinct 1

Prosecuting Attorney - Democratic Party - Vote for not more than 1

Choice	Party	Election Day		Total	
	Cast Votes:	0	0.00%	0	0.00%
	Undervotes:	84	98.82%	84	98.82%
	Overvotes:	0	0.00%	0	0.00%
	Invalid votes:	0	0.00%	0	0.00%
	Rejected write-in votes:	1	1.18%	1	1.18%

Sheriff - Democratic Party - Vote for not more than 1

Choice	Party	Election Day		Total	
	Cast Votes:	0	0.00%	0	0.00%
	Undervotes:	82	96.47%	82	96.47%
	Overvotes:	0	0.00%	0	0.00%
	Invalid votes:	0	0.00%	0	0.00%
	Rejected write-in votes:	3	3.53%	3	3.53%

Clerk - Democratic Party - Vote for not more than 1

Choice	Party	Election Day		Total	
	Cast Votes:	0	0.00%	0	0.00%
	Undervotes:	84	98.82%	84	98.82%
	Overvotes:	0	0.00%	0	0.00%
	Invalid votes:	0	0.00%	0	0.00%
	Rejected write-in votes:	1	1.18%	1	1.18%

Treasurer - Democratic Party - Vote for not more than 1

Choice	Party	Election Day		Total	
	Cast Votes:	0	0.00%	0	0.00%
	Undervotes:	84	98.82%	84	98.82%
	Overvotes:	0	0.00%	0	0.00%
	Invalid votes:	0	0.00%	0	0.00%
	Rejected write-in votes:	1	1.18%	1	1.18%

Township of Easton, Precinct 1

Register of Deeds - Democratic Party - Vote for not more than 1

Choice	Party	Election Day		Total	
	Cast Votes:	0	0.00%	0	0.00%
	Undervotes:	84	98.82%	84	98.82%
	Overvotes:	0	0.00%	0	0.00%
	Invalid votes:	0	0.00%	0	0.00%
	Rejected write-in votes:	1	1.18%	1	1.18%

Drain Commissioner - Democratic Party - Vote for not more than 1

Choice	Party	Election Day		Total	
	Cast Votes:	0	0.00%	0	0.00%
	Undervotes:	84	98.82%	84	98.82%
	Overvotes:	0	0.00%	0	0.00%
	Invalid votes:	0	0.00%	0	0.00%
	Rejected write-in votes:	1	1.18%	1	1.18%

County Commissioner 2nd District - Democratic Party - Vote for not more than 1

Choice	Party	Election Day		Total	
	Cast Votes:	0	0.00%	0	0.00%
	Undervotes:	12	100.00%	12	100.00%
	Overvotes:	0	0.00%	0	0.00%
	Invalid votes:	0	0.00%	0	0.00%
	Rejected write-in votes:	0	0.00%	0	0.00%

County Commissioner 4th District - Democratic Party - Vote for not more than 1

Choice	Party	Election Day		Total	
Ally H. Cook		57	66.28%	57	66.28%
	Cast Votes:	57	66.28%	57	66.28%
	Undervotes:	16	18.60%	16	18.60%
	Overvotes:	0	0.00%	0	0.00%
	Invalid votes:	13	15.12%	13	15.12%
	Rejected write-in votes:	0	0.00%	0	0.00%

Township of Easton, Precinct 1

United States Senator - Republican Party - Vote for not more than 1

Choice	Party	Election Day		Total	
John James		230	79.31%	230	79.31%
	Cast Votes:	230	79.31%	230	79.31%
	Undervotes:	42	14.48%	42	14.48%
	Overvotes:	0	0.00%	0	0.00%
	Invalid votes:	17	5.86%	17	5.86%
	Rejected write-in votes:	1	0.34%	1	0.34%

Representative in Congress 3rd District - Republican Party - Vote for not more than 1

Choice	Party	Election Day		Total	
Lynn Afendoulis		53	17.97%	53	17.97%
Joe Farrington		10	3.39%	10	3.39%
Peter Meijer		128	43.39%	128	43.39%
Thomas J. Norton		57	19.32%	57	19.32%
Emily Rafi		9	3.05%	9	3.05%
	Cast Votes:	257	87.12%	257	87.12%
	Undervotes:	15	5.08%	15	5.08%
	Overvotes:	1	0.34%	1	0.34%
	Invalid votes:	22	7.46%	22	7.46%
	Rejected write-in votes:	0	0.00%	0	0.00%

Representative in State Legislature 86th District - Republican Party - Vote for not more than 1

Choice	Party	Election Day		Total	
Thomas A. Albert		233	80.07%	233	80.07%
	Cast Votes:	233	80.07%	233	80.07%
	Undervotes:	40	13.75%	40	13.75%
	Overvotes:	0	0.00%	0	0.00%
	Invalid votes:	18	6.19%	18	6.19%
	Rejected write-in votes:	0	0.00%	0	0.00%

Township of Easton, Precinct 1

Prosecuting Attorney - Republican Party - Vote for not more than 1

Choice	Party	Election Day		Total	
Kyle Butler		216	72.00%	216	72.00%
	Cast Votes:	216	72.00%	216	72.00%
	Undervotes:	56	18.67%	56	18.67%
	Overvotes:	0	0.00%	0	0.00%
	Invalid votes:	27	9.00%	27	9.00%
	Rejected write-in votes:	1	0.33%	1	0.33%

Sheriff - Republican Party - Vote for not more than 1

Choice	Party	Election Day		Total	
Douglas Gurski		29	9.60%	29	9.60%
Charlie Noll		216	71.52%	216	71.52%
Robert Rickert		12	3.97%	12	3.97%
	Cast Votes:	257	85.10%	257	85.10%
	Undervotes:	16	5.30%	16	5.30%
	Overvotes:	0	0.00%	0	0.00%
	Invalid votes:	29	9.60%	29	9.60%
	Rejected write-in votes:	0	0.00%	0	0.00%

Clerk - Republican Party - Vote for not more than 1

Choice	Party	Election Day		Total	
Greg Geiger		208	69.33%	208	69.33%
	Cast Votes:	208	69.33%	208	69.33%
	Undervotes:	65	21.67%	65	21.67%
	Overvotes:	0	0.00%	0	0.00%
	Invalid votes:	27	9.00%	27	9.00%
	Rejected write-in votes:	0	0.00%	0	0.00%

Township of Easton, Precinct 1

Treasurer - Republican Party - Vote for not more than 1

Choice	Party	Election Day		Total	
Judith A. Clark		210	70.23%	210	70.23%
	Cast Votes:	210	70.23%	210	70.23%
	Undervotes:	63	21.07%	63	21.07%
	Overvotes:	0	0.00%	0	0.00%
	Invalid votes:	26	8.70%	26	8.70%
	Rejected write-in votes:	0	0.00%	0	0.00%

Register of Deeds - Republican Party - Vote for not more than 1

Choice	Party	Election Day		Total	
Rhonda Lake		153	51.34%	153	51.34%
Will Wagner		83	27.85%	83	27.85%
	Cast Votes:	236	79.19%	236	79.19%
	Undervotes:	37	12.42%	37	12.42%
	Overvotes:	0	0.00%	0	0.00%
	Invalid votes:	25	8.39%	25	8.39%
	Rejected write-in votes:	0	0.00%	0	0.00%

Drain Commissioner - Republican Party - Vote for not more than 1

Choice	Party	Election Day		Total	
Robert J. Rose		211	70.33%	211	70.33%
	Cast Votes:	211	70.33%	211	70.33%
	Undervotes:	61	20.33%	61	20.33%
	Overvotes:	1	0.33%	1	0.33%
	Invalid votes:	27	9.00%	27	9.00%
	Rejected write-in votes:	0	0.00%	0	0.00%

Township of Easton, Precinct 1

County Commissioner 2nd District - Republican Party - Vote for not more than 1

Choice	Party	Election Day		Total	
Larry Tiejema		60	77.92%	60	77.92%
	Cast Votes:	60	77.92%	60	77.92%
	Undervotes:	11	14.29%	11	14.29%
	Overvotes:	0	0.00%	0	0.00%
	Invalid votes:	6	7.79%	6	7.79%
	Rejected write-in votes:	0	0.00%	0	0.00%

County Commissioner 4th District - Republican Party - Vote for not more than 1

Choice	Party	Election Day		Total	
Bradley Edwin Hawley (W)		3	1.48%	3	1.48%
	Cast Votes:	3	1.48%	3	1.48%
	Undervotes:	193	95.07%	193	95.07%
	Overvotes:	0	0.00%	0	0.00%
	Invalid votes:	1	0.49%	1	0.49%
	Rejected write-in votes:	6	2.96%	6	2.96%

911 Operating Surcharge - Nonpartisan Party

Choice	Party	Election Day		Total	
Yes		228	57.87%	228	57.87%
No		127	32.23%	127	32.23%
	Cast Votes:	355	90.10%	355	90.10%
	Undervotes:	39	9.90%	39	9.90%
	Overvotes:	0	0.00%	0	0.00%
	Invalid votes:	0	0.00%	0	0.00%
	Rejected write-in votes:	0	0.00%	0	0.00%

Township of Easton, Precinct 1

Senior Citizens Services Millage Renewal and Restoration Proposal - Nonpartisan Party

Choice	Party	Election Day		Total	
Yes		237	60.15%	237	60.15%
No		118	29.95%	118	29.95%
	Cast Votes:	355	90.10%	355	90.10%
	Undervotes:	39	9.90%	39	9.90%
	Overvotes:	0	0.00%	0	0.00%
	Invalid votes:	0	0.00%	0	0.00%
	Rejected write-in votes:	0	0.00%	0	0.00%

Supervisor - Democratic Party - Vote for not more than 1

Choice	Party	Election Day		Total	
	Cast Votes:	0	0.00%	0	0.00%
	Undervotes:	84	98.82%	84	98.82%
	Overvotes:	0	0.00%	0	0.00%
	Invalid votes:	0	0.00%	0	0.00%
	Rejected write-in votes:	1	1.18%	1	1.18%

Clerk - Democratic Party - Vote for not more than 1

Choice	Party	Election Day		Total	
Betty Rowley		77	65.81%	77	65.81%
	Cast Votes:	77	65.81%	77	65.81%
	Undervotes:	8	6.84%	8	6.84%
	Overvotes:	0	0.00%	0	0.00%
	Invalid votes:	32	27.35%	32	27.35%
	Rejected write-in votes:	0	0.00%	0	0.00%

Township of Easton, Precinct 1

Treasurer - Democratic Party - Vote for not more than 1

Choice	Party	Election Day		Total	
	Cast Votes:	0	0.00%	0	0.00%
	Undervotes:	84	98.82%	84	98.82%
	Overvotes:	0	0.00%	0	0.00%
	Invalid votes:	0	0.00%	0	0.00%
	Rejected write-in votes:	1	1.18%	1	1.18%

Trustee - Democratic Party - Vote for not more than 2

Choice	Party	Election Day		Total	
	Cast Votes:	0	0.00%	0	0.00%
	Undervotes:	164	96.47%	164	96.47%
	Overvotes:	0	0.00%	0	0.00%
	Invalid votes:	0	0.00%	0	0.00%
	Rejected write-in votes:	6	3.53%	6	3.53%

Delegate to County Convention - Democratic Party - Vote for not more than 2

Choice	Party	Election Day		Total	
	Cast Votes:	0	0.00%	0	0.00%
	Undervotes:	169	99.41%	169	99.41%
	Overvotes:	0	0.00%	0	0.00%
	Invalid votes:	0	0.00%	0	0.00%
	Rejected write-in votes:	1	0.59%	1	0.59%

Supervisor - Republican Party - Vote for not more than 1

Choice	Party	Election Day		Total	
Bill Patton		218	72.19%	218	72.19%
	Cast Votes:	218	72.19%	218	72.19%
	Undervotes:	53	17.55%	53	17.55%
	Overvotes:	0	0.00%	0	0.00%
	Invalid votes:	29	9.60%	29	9.60%
	Rejected write-in votes:	2	0.66%	2	0.66%

Township of Easton, Precinct 1

Clerk - Republican Party - Vote for not more than 1

Choice	Party	Election Day		Total	
	Cast Votes:	0	0.00%	0	0.00%
	Undervotes:	267	97.80%	267	97.80%
	Overvotes:	0	0.00%	0	0.00%
	Invalid votes:	0	0.00%	0	0.00%
	Rejected write-in votes:	6	2.20%	6	2.20%

Treasurer - Republican Party - Vote for not more than 1

Choice	Party	Election Day		Total	
Tracie Dinehart Shindorf		210	70.00%	210	70.00%
	Cast Votes:	210	70.00%	210	70.00%
	Undervotes:	62	20.67%	62	20.67%
	Overvotes:	0	0.00%	0	0.00%
	Invalid votes:	27	9.00%	27	9.00%
	Rejected write-in votes:	1	0.33%	1	0.33%

Trustee - Republican Party - Vote for not more than 2

Choice	Party	Election Day		Total	
Cynthia L. Cotter		138	22.77%	138	22.77%
Erik Krieger		71	11.72%	71	11.72%
Lon MacLachlan		72	11.88%	72	11.88%
Donald N. Rittersdorf		127	20.96%	127	20.96%
	Cast Votes:	408	67.33%	408	67.33%
	Undervotes:	136	22.44%	136	22.44%
	Overvotes:	0	0.00%	0	0.00%
	Invalid votes:	30	9.90%	30	9.90%
	Rejected write-in votes:	2	0.33%	2	0.33%

Township of Easton, Precinct 1

Delegate to County Convention - Republican Party - Vote for not more than 4

Choice	Party	Election Day		Total	
Cast Votes:		0	0.00%	0	0.00%
Undervotes:		1089	99.36%	1089	99.36%
Overvotes:		0	0.00%	0	0.00%
Invalid votes:		1	0.36%	1	0.36%
Rejected write-in votes:		3	0.27%	3	0.27%

Township of Easton, Precinct 2

United States Senator - Democratic Party - Vote for not more than 1

Choice	Party	Election Day		Total	
Gary Peters		106	84.13%	106	84.13%
	Cast Votes:	106	84.13%	106	84.13%
	Undervotes:	5	3.97%	5	3.97%
	Overvotes:	0	0.00%	0	0.00%
	Invalid votes:	15	11.90%	15	11.90%
	Rejected write-in votes:	0	0.00%	0	0.00%

Representative in Congress 3rd District - Democratic Party - Vote for not more than 1

Choice	Party	Election Day		Total	
Hillary Scholten		100	81.97%	100	81.97%
	Cast Votes:	100	81.97%	100	81.97%
	Undervotes:	11	9.02%	11	9.02%
	Overvotes:	0	0.00%	0	0.00%
	Invalid votes:	11	9.02%	11	9.02%
	Rejected write-in votes:	0	0.00%	0	0.00%

Representative in State Legislature 86th District - Democratic Party - Vote for not more than 1

Choice	Party	Election Day		Total	
Sue Hayes		67	54.03%	67	54.03%
Jeff Merritt		32	25.81%	32	25.81%
	Cast Votes:	99	79.84%	99	79.84%
	Undervotes:	12	9.68%	12	9.68%
	Overvotes:	0	0.00%	0	0.00%
	Invalid votes:	13	10.48%	13	10.48%
	Rejected write-in votes:	0	0.00%	0	0.00%

Township of Easton, Precinct 2

Prosecuting Attorney - Democratic Party - Vote for not more than 1

Choice	Party	Election Day		Total	
	Cast Votes:	0	0.00%	0	0.00%
	Undervotes:	102	91.89%	102	91.89%
	Overvotes:	0	0.00%	0	0.00%
	Invalid votes:	0	0.00%	0	0.00%
	Rejected write-in votes:	9	8.11%	9	8.11%

Sheriff - Democratic Party - Vote for not more than 1

Choice	Party	Election Day		Total	
	Cast Votes:	0	0.00%	0	0.00%
	Undervotes:	101	90.18%	101	90.18%
	Overvotes:	0	0.00%	0	0.00%
	Invalid votes:	1	0.89%	1	0.89%
	Rejected write-in votes:	10	8.93%	10	8.93%

Clerk - Democratic Party - Vote for not more than 1

Choice	Party	Election Day		Total	
	Cast Votes:	0	0.00%	0	0.00%
	Undervotes:	102	91.89%	102	91.89%
	Overvotes:	0	0.00%	0	0.00%
	Invalid votes:	0	0.00%	0	0.00%
	Rejected write-in votes:	9	8.11%	9	8.11%

Treasurer - Democratic Party - Vote for not more than 1

Choice	Party	Election Day		Total	
	Cast Votes:	0	0.00%	0	0.00%
	Undervotes:	102	91.89%	102	91.89%
	Overvotes:	0	0.00%	0	0.00%
	Invalid votes:	0	0.00%	0	0.00%
	Rejected write-in votes:	9	8.11%	9	8.11%

Township of Easton, Precinct 2

Register of Deeds - Democratic Party - Vote for not more than 1

Choice	Party	Election Day		Total	
	Cast Votes:	0	0.00%	0	0.00%
	Undervotes:	102	90.27%	102	90.27%
	Overvotes:	0	0.00%	0	0.00%
	Invalid votes:	2	1.77%	2	1.77%
	Rejected write-in votes:	9	7.96%	9	7.96%

Drain Commissioner - Democratic Party - Vote for not more than 1

Choice	Party	Election Day		Total	
	Cast Votes:	0	0.00%	0	0.00%
	Undervotes:	102	91.07%	102	91.07%
	Overvotes:	0	0.00%	0	0.00%
	Invalid votes:	1	0.89%	1	0.89%
	Rejected write-in votes:	9	8.04%	9	8.04%

County Commissioner 2nd District - Democratic Party - Vote for not more than 1

Choice	Party	Election Day		Total	
	Cast Votes:	0	0.00%	0	0.00%
	Undervotes:	28	90.32%	28	90.32%
	Overvotes:	0	0.00%	0	0.00%
	Invalid votes:	0	0.00%	0	0.00%
	Rejected write-in votes:	3	9.68%	3	9.68%

County Commissioner 4th District - Democratic Party - Vote for not more than 1

Choice	Party	Election Day		Total	
Ally H. Cook		64	74.42%	64	74.42%
	Cast Votes:	64	74.42%	64	74.42%
	Undervotes:	16	18.60%	16	18.60%
	Overvotes:	0	0.00%	0	0.00%
	Invalid votes:	6	6.98%	6	6.98%
	Rejected write-in votes:	0	0.00%	0	0.00%

Township of Easton, Precinct 2

United States Senator - Republican Party - Vote for not more than 1

Choice	Party	Election Day		Total	
John James		203	82.86%	203	82.86%
	Cast Votes:	203	82.86%	203	82.86%
	Undervotes:	29	11.84%	29	11.84%
	Overvotes:	1	0.41%	1	0.41%
	Invalid votes:	12	4.90%	12	4.90%
	Rejected write-in votes:	0	0.00%	0	0.00%

Representative in Congress 3rd District - Republican Party - Vote for not more than 1

Choice	Party	Election Day		Total	
Lynn Afendoulis		50	20.08%	50	20.08%
Joe Farrington		16	6.43%	16	6.43%
Peter Meijer		120	48.19%	120	48.19%
Thomas J. Norton		23	9.24%	23	9.24%
Emily Rafi		7	2.81%	7	2.81%
	Cast Votes:	216	86.75%	216	86.75%
	Undervotes:	17	6.83%	17	6.83%
	Overvotes:	0	0.00%	0	0.00%
	Invalid votes:	16	6.43%	16	6.43%
	Rejected write-in votes:	0	0.00%	0	0.00%

Representative in State Legislature 86th District - Republican Party - Vote for not more than 1

Choice	Party	Election Day		Total	
Thomas A. Albert		185	75.20%	185	75.20%
	Cast Votes:	185	75.20%	185	75.20%
	Undervotes:	46	18.70%	46	18.70%
	Overvotes:	1	0.41%	1	0.41%
	Invalid votes:	13	5.28%	13	5.28%
	Rejected write-in votes:	1	0.41%	1	0.41%

Township of Easton, Precinct 2

Prosecuting Attorney - Republican Party - Vote for not more than 1

Choice	Party	Election Day		Total	
Kyle Butler		180	71.43%	180	71.43%
	Cast Votes:	180	71.43%	180	71.43%
	Undervotes:	51	20.24%	51	20.24%
	Overvotes:	0	0.00%	0	0.00%
	Invalid votes:	19	7.54%	19	7.54%
	Rejected write-in votes:	2	0.79%	2	0.79%

Sheriff - Republican Party - Vote for not more than 1

Choice	Party	Election Day		Total	
Douglas Gurski		20	7.84%	20	7.84%
Charlie Noll		187	73.33%	187	73.33%
Robert Rickert		8	3.14%	8	3.14%
	Cast Votes:	215	84.31%	215	84.31%
	Undervotes:	15	5.88%	15	5.88%
	Overvotes:	1	0.39%	1	0.39%
	Invalid votes:	22	8.63%	22	8.63%
	Rejected write-in votes:	2	0.78%	2	0.78%

Clerk - Republican Party - Vote for not more than 1

Choice	Party	Election Day		Total	
Greg Geiger		174	69.60%	174	69.60%
	Cast Votes:	174	69.60%	174	69.60%
	Undervotes:	58	23.20%	58	23.20%
	Overvotes:	0	0.00%	0	0.00%
	Invalid votes:	17	6.80%	17	6.80%
	Rejected write-in votes:	1	0.40%	1	0.40%

Township of Easton, Precinct 2

Treasurer - Republican Party - Vote for not more than 1

Choice	Party	Election Day		Total	
Judith A. Clark		180	72.29%	180	72.29%
	Cast Votes:	180	72.29%	180	72.29%
	Undervotes:	52	20.88%	52	20.88%
	Overvotes:	0	0.00%	0	0.00%
	Invalid votes:	16	6.43%	16	6.43%
	Rejected write-in votes:	1	0.40%	1	0.40%

Register of Deeds - Republican Party - Vote for not more than 1

Choice	Party	Election Day		Total	
Rhonda Lake		141	55.51%	141	55.51%
Will Wagner		57	22.44%	57	22.44%
	Cast Votes:	198	77.95%	198	77.95%
	Undervotes:	35	13.78%	35	13.78%
	Overvotes:	0	0.00%	0	0.00%
	Invalid votes:	21	8.27%	21	8.27%
	Rejected write-in votes:	0	0.00%	0	0.00%

Drain Commissioner - Republican Party - Vote for not more than 1

Choice	Party	Election Day		Total	
Robert J. Rose		177	70.52%	177	70.52%
	Cast Votes:	177	70.52%	177	70.52%
	Undervotes:	55	21.91%	55	21.91%
	Overvotes:	0	0.00%	0	0.00%
	Invalid votes:	18	7.17%	18	7.17%
	Rejected write-in votes:	1	0.40%	1	0.40%

Township of Easton, Precinct 2

County Commissioner 2nd District - Republican Party - Vote for not more than 1

Choice	Party	Election Day		Total	
Larry Tiejema		52	68.42%	52	68.42%
	Cast Votes:	52	68.42%	52	68.42%
	Undervotes:	19	25.00%	19	25.00%
	Overvotes:	0	0.00%	0	0.00%
	Invalid votes:	5	6.58%	5	6.58%
	Rejected write-in votes:	0	0.00%	0	0.00%

County Commissioner 4th District - Republican Party - Vote for not more than 1

Choice	Party	Election Day		Total	
Bradley Edwin Hawley (W)		3	1.85%	3	1.85%
	Cast Votes:	3	1.85%	3	1.85%
	Undervotes:	152	93.83%	152	93.83%
	Overvotes:	0	0.00%	0	0.00%
	Invalid votes:	0	0.00%	0	0.00%
	Rejected write-in votes:	7	4.32%	7	4.32%

911 Operating Surcharge - Nonpartisan Party

Choice	Party	Election Day		Total	
Yes		243	63.95%	243	63.95%
No		102	26.84%	102	26.84%
	Cast Votes:	345	90.79%	345	90.79%
	Undervotes:	34	8.95%	34	8.95%
	Overvotes:	1	0.26%	1	0.26%
	Invalid votes:	0	0.00%	0	0.00%
	Rejected write-in votes:	0	0.00%	0	0.00%

Township of Easton, Precinct 2

Senior Citizens Services Millage Renewal and Restoration Proposal - Nonpartisan Party

Choice	Party	Election Day		Total	
Yes		286	75.26%	286	75.26%
No		60	15.79%	60	15.79%
	Cast Votes:	346	91.05%	346	91.05%
	Undervotes:	34	8.95%	34	8.95%
	Overvotes:	0	0.00%	0	0.00%
	Invalid votes:	0	0.00%	0	0.00%
	Rejected write-in votes:	0	0.00%	0	0.00%

Supervisor - Democratic Party - Vote for not more than 1

Choice	Party	Election Day		Total	
	Cast Votes:	0	0.00%	0	0.00%
	Undervotes:	100	89.29%	100	89.29%
	Overvotes:	0	0.00%	0	0.00%
	Invalid votes:	1	0.89%	1	0.89%
	Rejected write-in votes:	11	9.82%	11	9.82%

Clerk - Democratic Party - Vote for not more than 1

Choice	Party	Election Day		Total	
Betty Rowley		91	67.41%	91	67.41%
	Cast Votes:	91	67.41%	91	67.41%
	Undervotes:	19	14.07%	19	14.07%
	Overvotes:	0	0.00%	0	0.00%
	Invalid votes:	24	17.78%	24	17.78%
	Rejected write-in votes:	1	0.74%	1	0.74%

Township of Easton, Precinct 2

Treasurer - Democratic Party - Vote for not more than 1

Choice	Party	Election Day		Total	
	Cast Votes:	0	0.00%	0	0.00%
	Undervotes:	103	91.15%	103	91.15%
	Overvotes:	0	0.00%	0	0.00%
	Invalid votes:	2	1.77%	2	1.77%
	Rejected write-in votes:	8	7.08%	8	7.08%

Trustee - Democratic Party - Vote for not more than 2

Choice	Party	Election Day		Total	
	Cast Votes:	0	0.00%	0	0.00%
	Undervotes:	211	94.20%	211	94.20%
	Overvotes:	0	0.00%	0	0.00%
	Invalid votes:	1	0.89%	1	0.89%
	Rejected write-in votes:	11	4.91%	11	4.91%

Delegate to County Convention - Democratic Party - Vote for not more than 2

Choice	Party	Election Day		Total	
	Cast Votes:	0	0.00%	0	0.00%
	Undervotes:	209	93.30%	209	93.30%
	Overvotes:	0	0.00%	0	0.00%
	Invalid votes:	1	0.89%	1	0.89%
	Rejected write-in votes:	13	5.80%	13	5.80%

Supervisor - Republican Party - Vote for not more than 1

Choice	Party	Election Day		Total	
Bill Patton		182	72.51%	182	72.51%
	Cast Votes:	182	72.51%	182	72.51%
	Undervotes:	48	19.12%	48	19.12%
	Overvotes:	0	0.00%	0	0.00%
	Invalid votes:	18	7.17%	18	7.17%
	Rejected write-in votes:	3	1.20%	3	1.20%

Township of Easton, Precinct 2

Clerk - Republican Party - Vote for not more than 1

Choice	Party	Election Day		Total	
	Cast Votes:	0	0.00%	0	0.00%
	Undervotes:	222	94.47%	222	94.47%
	Overvotes:	0	0.00%	0	0.00%
	Invalid votes:	2	0.85%	2	0.85%
	Rejected write-in votes:	11	4.68%	11	4.68%

Treasurer - Republican Party - Vote for not more than 1

Choice	Party	Election Day		Total	
Tracie Dinehart Shindorf		181	70.70%	181	70.70%
	Cast Votes:	181	70.70%	181	70.70%
	Undervotes:	51	19.92%	51	19.92%
	Overvotes:	0	0.00%	0	0.00%
	Invalid votes:	23	8.98%	23	8.98%
	Rejected write-in votes:	1	0.39%	1	0.39%

Trustee - Republican Party - Vote for not more than 2

Choice	Party	Election Day		Total	
Cynthia L. Cotter		125	24.32%	125	24.32%
Erik Krieger		56	10.89%	56	10.89%
Lon MacLachlan		88	17.12%	88	17.12%
Donald N. Rittersdorf		70	13.62%	70	13.62%
	Cast Votes:	339	65.95%	339	65.95%
	Undervotes:	126	24.51%	126	24.51%
	Overvotes:	0	0.00%	0	0.00%
	Invalid votes:	24	9.34%	24	9.34%
	Rejected write-in votes:	1	0.19%	1	0.19%

Township of Easton, Precinct 2

Delegate to County Convention - Republican Party - Vote for not more than 4

Choice	Party	Election Day		Total	
Rod Bergeron		136	13.33%	136	13.33%
Tracey Bergeron		138	13.53%	138	13.53%
	Cast Votes:	274	26.86%	274	26.86%
	Undervotes:	653	64.02%	653	64.02%
	Overvotes:	0	0.00%	0	0.00%
	Invalid votes:	22	8.63%	22	8.63%
	Rejected write-in votes:	5	0.49%	5	0.49%

City of Ionia, Ward 1, Precinct 1

United States Senator - Democratic Party - Vote for not more than 1

Choice	Party	Election Day		Total	
Gary Peters		106	79.10%	106	79.10%
	Cast Votes:	106	79.10%	106	79.10%
	Undervotes:	2	1.49%	2	1.49%
	Overvotes:	0	0.00%	0	0.00%
	Invalid votes:	24	17.91%	24	17.91%
	Rejected write-in votes:	2	1.49%	2	1.49%

Representative in Congress 3rd District - Democratic Party - Vote for not more than 1

Choice	Party	Election Day		Total	
Hillary Scholten		105	80.15%	105	80.15%
	Cast Votes:	105	80.15%	105	80.15%
	Undervotes:	5	3.82%	5	3.82%
	Overvotes:	0	0.00%	0	0.00%
	Invalid votes:	21	16.03%	21	16.03%
	Rejected write-in votes:	0	0.00%	0	0.00%

Representative in State Legislature 86th District - Democratic Party - Vote for not more than 1

Choice	Party	Election Day		Total	
Sue Hayes		58	42.65%	58	42.65%
Jeff Merritt		43	31.62%	43	31.62%
	Cast Votes:	101	74.26%	101	74.26%
	Undervotes:	9	6.62%	9	6.62%
	Overvotes:	0	0.00%	0	0.00%
	Invalid votes:	26	19.12%	26	19.12%
	Rejected write-in votes:	0	0.00%	0	0.00%

City of Ionia, Ward 1, Precinct 1

Prosecuting Attorney - Democratic Party - Vote for not more than 1

Choice	Party	Election Day		Total	
	Cast Votes:	0	0.00%	0	0.00%
	Undervotes:	105	93.75%	105	93.75%
	Overvotes:	0	0.00%	0	0.00%
	Invalid votes:	2	1.79%	2	1.79%
	Rejected write-in votes:	5	4.46%	5	4.46%

Sheriff - Democratic Party - Vote for not more than 1

Choice	Party	Election Day		Total	
	Cast Votes:	0	0.00%	0	0.00%
	Undervotes:	104	92.86%	104	92.86%
	Overvotes:	0	0.00%	0	0.00%
	Invalid votes:	2	1.79%	2	1.79%
	Rejected write-in votes:	6	5.36%	6	5.36%

Clerk - Democratic Party - Vote for not more than 1

Choice	Party	Election Day		Total	
	Cast Votes:	0	0.00%	0	0.00%
	Undervotes:	105	93.75%	105	93.75%
	Overvotes:	0	0.00%	0	0.00%
	Invalid votes:	2	1.79%	2	1.79%
	Rejected write-in votes:	5	4.46%	5	4.46%

Treasurer - Democratic Party - Vote for not more than 1

Choice	Party	Election Day		Total	
	Cast Votes:	0	0.00%	0	0.00%
	Undervotes:	104	92.86%	104	92.86%
	Overvotes:	0	0.00%	0	0.00%
	Invalid votes:	2	1.79%	2	1.79%
	Rejected write-in votes:	6	5.36%	6	5.36%

City of Ionia, Ward 1, Precinct 1

Register of Deeds - Democratic Party - Vote for not more than 1

Choice	Party	Election Day		Total	
	Cast Votes:	0	0.00%	0	0.00%
	Undervotes:	105	93.75%	105	93.75%
	Overvotes:	0	0.00%	0	0.00%
	Invalid votes:	2	1.79%	2	1.79%
	Rejected write-in votes:	5	4.46%	5	4.46%

Drain Commissioner - Democratic Party - Vote for not more than 1

Choice	Party	Election Day		Total	
	Cast Votes:	0	0.00%	0	0.00%
	Undervotes:	105	93.75%	105	93.75%
	Overvotes:	0	0.00%	0	0.00%
	Invalid votes:	2	1.79%	2	1.79%
	Rejected write-in votes:	5	4.46%	5	4.46%

County Commissioner 4th District - Democratic Party - Vote for not more than 1

Choice	Party	Election Day		Total	
Ally H. Cook		93	71.54%	93	71.54%
	Cast Votes:	93	71.54%	93	71.54%
	Undervotes:	17	13.08%	17	13.08%
	Overvotes:	0	0.00%	0	0.00%
	Invalid votes:	20	15.38%	20	15.38%
	Rejected write-in votes:	0	0.00%	0	0.00%

City of Ionia, Ward 1, Precinct 1

United States Senator - Republican Party - Vote for not more than 1

Choice	Party	Election Day		Total	
John James		114	80.85%	114	80.85%
	Cast Votes:	114	80.85%	114	80.85%
	Undervotes:	19	13.48%	19	13.48%
	Overvotes:	1	0.71%	1	0.71%
	Invalid votes:	7	4.96%	7	4.96%
	Rejected write-in votes:	0	0.00%	0	0.00%

Representative in Congress 3rd District - Republican Party - Vote for not more than 1

Choice	Party	Election Day		Total	
Lynn Afendoulis		27	18.62%	27	18.62%
Joe Farrington		11	7.59%	11	7.59%
Peter Meijer		72	49.66%	72	49.66%
Thomas J. Norton		12	8.28%	12	8.28%
Emily Rafi		1	0.69%	1	0.69%
	Cast Votes:	123	84.83%	123	84.83%
	Undervotes:	9	6.21%	9	6.21%
	Overvotes:	2	1.38%	2	1.38%
	Invalid votes:	11	7.59%	11	7.59%
	Rejected write-in votes:	0	0.00%	0	0.00%

Representative in State Legislature 86th District - Republican Party - Vote for not more than 1

Choice	Party	Election Day		Total	
Thomas A. Albert		106	75.18%	106	75.18%
	Cast Votes:	106	75.18%	106	75.18%
	Undervotes:	28	19.86%	28	19.86%
	Overvotes:	0	0.00%	0	0.00%
	Invalid votes:	7	4.96%	7	4.96%
	Rejected write-in votes:	0	0.00%	0	0.00%

City of Ionia, Ward 1, Precinct 1

Prosecuting Attorney - Republican Party - Vote for not more than 1

Choice	Party	Election Day		Total	
Kyle Butler		98	63.23%	98	63.23%
	Cast Votes:	98	63.23%	98	63.23%
	Undervotes:	34	21.94%	34	21.94%
	Overvotes:	0	0.00%	0	0.00%
	Invalid votes:	21	13.55%	21	13.55%
	Rejected write-in votes:	2	1.29%	2	1.29%

Sheriff - Republican Party - Vote for not more than 1

Choice	Party	Election Day		Total	
Douglas Gurski		17	10.43%	17	10.43%
Charlie Noll		104	63.80%	104	63.80%
Robert Rickert		7	4.29%	7	4.29%
	Cast Votes:	128	78.53%	128	78.53%
	Undervotes:	6	3.68%	6	3.68%
	Overvotes:	0	0.00%	0	0.00%
	Invalid votes:	29	17.79%	29	17.79%
	Rejected write-in votes:	0	0.00%	0	0.00%

Clerk - Republican Party - Vote for not more than 1

Choice	Party	Election Day		Total	
Greg Geiger		98	63.23%	98	63.23%
	Cast Votes:	98	63.23%	98	63.23%
	Undervotes:	36	23.23%	36	23.23%
	Overvotes:	0	0.00%	0	0.00%
	Invalid votes:	21	13.55%	21	13.55%
	Rejected write-in votes:	0	0.00%	0	0.00%

City of Ionia, Ward 1, Precinct 1

Treasurer - Republican Party - Vote for not more than 1

Choice	Party	Election Day		Total	
Judith A. Clark		96	62.75%	96	62.75%
	Cast Votes:	96	62.75%	96	62.75%
	Undervotes:	38	24.84%	38	24.84%
	Overvotes:	0	0.00%	0	0.00%
	Invalid votes:	19	12.42%	19	12.42%
	Rejected write-in votes:	0	0.00%	0	0.00%

Register of Deeds - Republican Party - Vote for not more than 1

Choice	Party	Election Day		Total	
Rhonda Lake		65	41.14%	65	41.14%
Will Wagner		49	31.01%	49	31.01%
	Cast Votes:	114	72.15%	114	72.15%
	Undervotes:	20	12.66%	20	12.66%
	Overvotes:	0	0.00%	0	0.00%
	Invalid votes:	24	15.19%	24	15.19%
	Rejected write-in votes:	0	0.00%	0	0.00%

Drain Commissioner - Republican Party - Vote for not more than 1

Choice	Party	Election Day		Total	
Robert J. Rose		99	64.29%	99	64.29%
	Cast Votes:	99	64.29%	99	64.29%
	Undervotes:	34	22.08%	34	22.08%
	Overvotes:	0	0.00%	0	0.00%
	Invalid votes:	20	12.99%	20	12.99%
	Rejected write-in votes:	1	0.65%	1	0.65%

City of Ionia, Ward 1, Precinct 1

County Commissioner 4th District - Republican Party - Vote for not more than 1

Choice	Party	Election Day		Total	
Bradley Edwin Hawley (W)		0	0.00%	0	0.00%
	Cast Votes:	0	0.00%	0	0.00%
	Undervotes:	126	92.65%	126	92.65%
	Overvotes:	0	0.00%	0	0.00%
	Invalid votes:	2	1.47%	2	1.47%
	Rejected write-in votes:	8	5.88%	8	5.88%

911 Operating Surcharge - Nonpartisan Party

Choice	Party	Election Day		Total	
Yes		200	72.46%	200	72.46%
No		66	23.91%	66	23.91%
	Cast Votes:	266	96.38%	266	96.38%
	Undervotes:	10	3.62%	10	3.62%
	Overvotes:	0	0.00%	0	0.00%
	Invalid votes:	0	0.00%	0	0.00%
	Rejected write-in votes:	0	0.00%	0	0.00%

Senior Citizens Services Millage Renewal and Restoration Proposal - Nonpartisan Party

Choice	Party	Election Day		Total	
Yes		214	77.54%	214	77.54%
No		51	18.48%	51	18.48%
	Cast Votes:	265	96.01%	265	96.01%
	Undervotes:	11	3.99%	11	3.99%
	Overvotes:	0	0.00%	0	0.00%
	Invalid votes:	0	0.00%	0	0.00%
	Rejected write-in votes:	0	0.00%	0	0.00%

City of Ionia, Ward 1, Precinct 1

Delegate to County Convention - Democratic Party - Vote for not more than 2

Choice	Party	Election Day		Total	
	Cast Votes:	0	0.00%	0	0.00%
	Undervotes:	212	92.98%	212	92.98%
	Overvotes:	0	0.00%	0	0.00%
	Invalid votes:	4	3.51%	4	3.51%
	Rejected write-in votes:	8	3.51%	8	3.51%

Delegate to County Convention - Republican Party - Vote for not more than 3

Choice	Party	Election Day		Total	
	Cast Votes:	0	0.00%	0	0.00%
	Undervotes:	398	96.84%	398	96.84%
	Overvotes:	0	0.00%	0	0.00%
	Invalid votes:	3	2.19%	3	2.19%
	Rejected write-in votes:	4	0.97%	4	0.97%

City of Ionia, Ward 2, Precinct 2

United States Senator - Democratic Party - Vote for not more than 1

Choice	Party	Election Day		Total	
Gary Peters		80	88.89%	80	88.89%
	Cast Votes:	80	88.89%	80	88.89%
	Undervotes:	3	3.33%	3	3.33%
	Overvotes:	0	0.00%	0	0.00%
	Invalid votes:	7	7.78%	7	7.78%
	Rejected write-in votes:	0	0.00%	0	0.00%

Representative in Congress 3rd District - Democratic Party - Vote for not more than 1

Choice	Party	Election Day		Total	
Hillary Scholten		77	88.51%	77	88.51%
	Cast Votes:	77	88.51%	77	88.51%
	Undervotes:	6	6.90%	6	6.90%
	Overvotes:	0	0.00%	0	0.00%
	Invalid votes:	4	4.60%	4	4.60%
	Rejected write-in votes:	0	0.00%	0	0.00%

Representative in State Legislature 86th District - Democratic Party - Vote for not more than 1

Choice	Party	Election Day		Total	
Sue Hayes		54	61.36%	54	61.36%
Jeff Merritt		23	26.14%	23	26.14%
	Cast Votes:	77	87.50%	77	87.50%
	Undervotes:	5	5.68%	5	5.68%
	Overvotes:	1	1.14%	1	1.14%
	Invalid votes:	5	5.68%	5	5.68%
	Rejected write-in votes:	0	0.00%	0	0.00%

City of Ionia, Ward 2, Precinct 2

Prosecuting Attorney - Democratic Party - Vote for not more than 1

Choice	Party	Election Day		Total	
	Cast Votes:	0	0.00%	0	0.00%
	Undervotes:	79	95.18%	79	95.18%
	Overvotes:	0	0.00%	0	0.00%
	Invalid votes:	0	0.00%	0	0.00%
	Rejected write-in votes:	4	4.82%	4	4.82%

Sheriff - Democratic Party - Vote for not more than 1

Choice	Party	Election Day		Total	
	Cast Votes:	0	0.00%	0	0.00%
	Undervotes:	80	96.39%	80	96.39%
	Overvotes:	0	0.00%	0	0.00%
	Invalid votes:	0	0.00%	0	0.00%
	Rejected write-in votes:	3	3.61%	3	3.61%

Clerk - Democratic Party - Vote for not more than 1

Choice	Party	Election Day		Total	
	Cast Votes:	0	0.00%	0	0.00%
	Undervotes:	80	96.39%	80	96.39%
	Overvotes:	0	0.00%	0	0.00%
	Invalid votes:	0	0.00%	0	0.00%
	Rejected write-in votes:	3	3.61%	3	3.61%

Treasurer - Democratic Party - Vote for not more than 1

Choice	Party	Election Day		Total	
	Cast Votes:	0	0.00%	0	0.00%
	Undervotes:	80	96.39%	80	96.39%
	Overvotes:	0	0.00%	0	0.00%
	Invalid votes:	0	0.00%	0	0.00%
	Rejected write-in votes:	3	3.61%	3	3.61%

City of Ionia, Ward 2, Precinct 2

Register of Deeds - Democratic Party - Vote for not more than 1

Choice	Party	Election Day		Total	
	Cast Votes:	0	0.00%	0	0.00%
	Undervotes:	80	96.39%	80	96.39%
	Overvotes:	0	0.00%	0	0.00%
	Invalid votes:	0	0.00%	0	0.00%
	Rejected write-in votes:	3	3.61%	3	3.61%

Drain Commissioner - Democratic Party - Vote for not more than 1

Choice	Party	Election Day		Total	
	Cast Votes:	0	0.00%	0	0.00%
	Undervotes:	80	96.39%	80	96.39%
	Overvotes:	0	0.00%	0	0.00%
	Invalid votes:	0	0.00%	0	0.00%
	Rejected write-in votes:	3	3.61%	3	3.61%

County Commissioner 4th District - Democratic Party - Vote for not more than 1

Choice	Party	Election Day		Total	
Ally H. Cook		67	75.28%	67	75.28%
	Cast Votes:	67	75.28%	67	75.28%
	Undervotes:	16	17.98%	16	17.98%
	Overvotes:	0	0.00%	0	0.00%
	Invalid votes:	6	6.74%	6	6.74%
	Rejected write-in votes:	0	0.00%	0	0.00%

City of Ionia, Ward 2, Precinct 2

United States Senator - Republican Party - Vote for not more than 1

Choice	Party	Election Day		Total	
John James		94	81.03%	94	81.03%
	Cast Votes:	94	81.03%	94	81.03%
	Undervotes:	18	15.52%	18	15.52%
	Overvotes:	0	0.00%	0	0.00%
	Invalid votes:	4	3.45%	4	3.45%
	Rejected write-in votes:	0	0.00%	0	0.00%

Representative in Congress 3rd District - Republican Party - Vote for not more than 1

Choice	Party	Election Day		Total	
Lynn Afendoulis		22	18.64%	22	18.64%
Joe Farrington		11	9.32%	11	9.32%
Peter Meijer		46	38.98%	46	38.98%
Thomas J. Norton		25	21.19%	25	21.19%
Emily Rafi		0	0.00%	0	0.00%
	Cast Votes:	104	88.14%	104	88.14%
	Undervotes:	7	5.93%	7	5.93%
	Overvotes:	0	0.00%	0	0.00%
	Invalid votes:	6	5.08%	6	5.08%
	Rejected write-in votes:	1	0.85%	1	0.85%

Representative in State Legislature 86th District - Republican Party - Vote for not more than 1

Choice	Party	Election Day		Total	
Thomas A. Albert		90	75.63%	90	75.63%
	Cast Votes:	90	75.63%	90	75.63%
	Undervotes:	22	18.49%	22	18.49%
	Overvotes:	0	0.00%	0	0.00%
	Invalid votes:	7	5.88%	7	5.88%
	Rejected write-in votes:	0	0.00%	0	0.00%

City of Ionia, Ward 2, Precinct 2

Prosecuting Attorney - Republican Party - Vote for not more than 1

Choice	Party	Election Day		Total	
Kyle Butler		93	77.50%	93	77.50%
	Cast Votes:	93	77.50%	93	77.50%
	Undervotes:	19	15.83%	19	15.83%
	Overvotes:	0	0.00%	0	0.00%
	Invalid votes:	8	6.67%	8	6.67%
	Rejected write-in votes:	0	0.00%	0	0.00%

Sheriff - Republican Party - Vote for not more than 1

Choice	Party	Election Day		Total	
Douglas Gurski		14	11.86%	14	11.86%
Charlie Noll		82	69.49%	82	69.49%
Robert Rickert		9	7.63%	9	7.63%
	Cast Votes:	105	88.98%	105	88.98%
	Undervotes:	7	5.93%	7	5.93%
	Overvotes:	0	0.00%	0	0.00%
	Invalid votes:	6	5.08%	6	5.08%
	Rejected write-in votes:	0	0.00%	0	0.00%

Clerk - Republican Party - Vote for not more than 1

Choice	Party	Election Day		Total	
Greg Geiger		89	74.79%	89	74.79%
	Cast Votes:	89	74.79%	89	74.79%
	Undervotes:	23	19.33%	23	19.33%
	Overvotes:	0	0.00%	0	0.00%
	Invalid votes:	7	5.88%	7	5.88%
	Rejected write-in votes:	0	0.00%	0	0.00%

City of Ionia, Ward 2, Precinct 2

Treasurer - Republican Party - Vote for not more than 1

Choice	Party	Election Day		Total	
Judith A. Clark		91	77.12%	91	77.12%
	Cast Votes:	91	77.12%	91	77.12%
	Undervotes:	21	17.80%	21	17.80%
	Overvotes:	0	0.00%	0	0.00%
	Invalid votes:	6	5.08%	6	5.08%
	Rejected write-in votes:	0	0.00%	0	0.00%

Register of Deeds - Republican Party - Vote for not more than 1

Choice	Party	Election Day		Total	
Rhonda Lake		59	49.58%	59	49.58%
Will Wagner		41	34.45%	41	34.45%
	Cast Votes:	100	84.03%	100	84.03%
	Undervotes:	12	10.08%	12	10.08%
	Overvotes:	0	0.00%	0	0.00%
	Invalid votes:	7	5.88%	7	5.88%
	Rejected write-in votes:	0	0.00%	0	0.00%

Drain Commissioner - Republican Party - Vote for not more than 1

Choice	Party	Election Day		Total	
Robert J. Rose		88	73.95%	88	73.95%
	Cast Votes:	88	73.95%	88	73.95%
	Undervotes:	24	20.17%	24	20.17%
	Overvotes:	0	0.00%	0	0.00%
	Invalid votes:	7	5.88%	7	5.88%
	Rejected write-in votes:	0	0.00%	0	0.00%

City of Ionia, Ward 2, Precinct 2

County Commissioner 4th District - Republican Party - Vote for not more than 1

Choice	Party	Election Day		Total	
Bradley Edwin Hawley (W)		13	11.61%	13	11.61%
	Cast Votes:	13	11.61%	13	11.61%
	Undervotes:	90	80.36%	90	80.36%
	Overvotes:	0	0.00%	0	0.00%
	Invalid votes:	0	0.00%	0	0.00%
	Rejected write-in votes:	9	8.04%	9	8.04%

911 Operating Surcharge - Nonpartisan Party

Choice	Party	Election Day		Total	
Yes		136	65.70%	136	65.70%
No		64	30.92%	64	30.92%
	Cast Votes:	200	96.62%	200	96.62%
	Undervotes:	7	3.38%	7	3.38%
	Overvotes:	0	0.00%	0	0.00%
	Invalid votes:	0	0.00%	0	0.00%
	Rejected write-in votes:	0	0.00%	0	0.00%

Senior Citizens Services Millage Renewal and Restoration Proposal - Nonpartisan Party

Choice	Party	Election Day		Total	
Yes		142	68.60%	142	68.60%
No		55	26.57%	55	26.57%
	Cast Votes:	197	95.17%	197	95.17%
	Undervotes:	10	4.83%	10	4.83%
	Overvotes:	0	0.00%	0	0.00%
	Invalid votes:	0	0.00%	0	0.00%
	Rejected write-in votes:	0	0.00%	0	0.00%

City of Ionia, Ward 2, Precinct 2

Delegate to County Convention - Democratic Party - Vote for not more than 2

Choice	Party	Election Day		Total	
	Cast Votes:	0	0.00%	0	0.00%
	Undervotes:	158	95.18%	158	95.18%
	Overvotes:	0	0.00%	0	0.00%
	Invalid votes:	0	0.00%	0	0.00%
	Rejected write-in votes:	8	4.82%	8	4.82%

Delegate to County Convention - Republican Party - Vote for not more than 2

Choice	Party	Election Day		Total	
Bradley Edwin Hawley II		78	32.77%	78	32.77%
	Cast Votes:	78	32.77%	78	32.77%
	Undervotes:	146	61.34%	146	61.34%
	Overvotes:	0	0.00%	0	0.00%
	Invalid votes:	7	5.88%	7	5.88%
	Rejected write-in votes:	0	0.00%	0	0.00%

City of Ionia, Ward 3, Precinct 3

United States Senator - Democratic Party - Vote for not more than 1

Choice	Party	Election Day		Total	
Gary Peters		77	87.50%	77	87.50%
	Cast Votes:	77	87.50%	77	87.50%
	Undervotes:	1	1.14%	1	1.14%
	Overvotes:	0	0.00%	0	0.00%
	Invalid votes:	10	11.36%	10	11.36%
	Rejected write-in votes:	0	0.00%	0	0.00%

Representative in Congress 3rd District - Democratic Party - Vote for not more than 1

Choice	Party	Election Day		Total	
Hillary Scholten		72	80.90%	72	80.90%
	Cast Votes:	72	80.90%	72	80.90%
	Undervotes:	6	6.74%	6	6.74%
	Overvotes:	0	0.00%	0	0.00%
	Invalid votes:	11	12.36%	11	12.36%
	Rejected write-in votes:	0	0.00%	0	0.00%

Representative in State Legislature 86th District - Democratic Party - Vote for not more than 1

Choice	Party	Election Day		Total	
Sue Hayes		47	54.02%	47	54.02%
Jeff Merritt		25	28.74%	25	28.74%
	Cast Votes:	72	82.76%	72	82.76%
	Undervotes:	6	6.90%	6	6.90%
	Overvotes:	0	0.00%	0	0.00%
	Invalid votes:	9	10.34%	9	10.34%
	Rejected write-in votes:	0	0.00%	0	0.00%

City of Ionia, Ward 3, Precinct 3

Prosecuting Attorney - Democratic Party - Vote for not more than 1

Choice	Party	Election Day		Total	
	Cast Votes:	0	0.00%	0	0.00%
	Undervotes:	78	100.00%	78	100.00%
	Overvotes:	0	0.00%	0	0.00%
	Invalid votes:	0	0.00%	0	0.00%
	Rejected write-in votes:	0	0.00%	0	0.00%

Sheriff - Democratic Party - Vote for not more than 1

Choice	Party	Election Day		Total	
	Cast Votes:	0	0.00%	0	0.00%
	Undervotes:	77	98.72%	77	98.72%
	Overvotes:	0	0.00%	0	0.00%
	Invalid votes:	0	0.00%	0	0.00%
	Rejected write-in votes:	1	1.28%	1	1.28%

Clerk - Democratic Party - Vote for not more than 1

Choice	Party	Election Day		Total	
	Cast Votes:	0	0.00%	0	0.00%
	Undervotes:	78	100.00%	78	100.00%
	Overvotes:	0	0.00%	0	0.00%
	Invalid votes:	0	0.00%	0	0.00%
	Rejected write-in votes:	0	0.00%	0	0.00%

Treasurer - Democratic Party - Vote for not more than 1

Choice	Party	Election Day		Total	
	Cast Votes:	0	0.00%	0	0.00%
	Undervotes:	78	100.00%	78	100.00%
	Overvotes:	0	0.00%	0	0.00%
	Invalid votes:	0	0.00%	0	0.00%
	Rejected write-in votes:	0	0.00%	0	0.00%

City of Ionia, Ward 3, Precinct 3

Register of Deeds - Democratic Party - Vote for not more than 1

Choice	Party	Election Day		Total	
	Cast Votes:	0	0.00%	0	0.00%
	Undervotes:	78	100.00%	78	100.00%
	Overvotes:	0	0.00%	0	0.00%
	Invalid votes:	0	0.00%	0	0.00%
	Rejected write-in votes:	0	0.00%	0	0.00%

Drain Commissioner - Democratic Party - Vote for not more than 1

Choice	Party	Election Day		Total	
	Cast Votes:	0	0.00%	0	0.00%
	Undervotes:	78	100.00%	78	100.00%
	Overvotes:	0	0.00%	0	0.00%
	Invalid votes:	0	0.00%	0	0.00%
	Rejected write-in votes:	0	0.00%	0	0.00%

County Commissioner 4th District - Democratic Party - Vote for not more than 1

Choice	Party	Election Day		Total	
Ally H. Cook		61	67.78%	61	67.78%
	Cast Votes:	61	67.78%	61	67.78%
	Undervotes:	17	18.89%	17	18.89%
	Overvotes:	0	0.00%	0	0.00%
	Invalid votes:	12	13.33%	12	13.33%
	Rejected write-in votes:	0	0.00%	0	0.00%

City of Ionia, Ward 3, Precinct 3

United States Senator - Republican Party - Vote for not more than 1

Choice	Party	Election Day		Total	
John James		124	84.35%	124	84.35%
	Cast Votes:	124	84.35%	124	84.35%
	Undervotes:	16	10.88%	16	10.88%
	Overvotes:	0	0.00%	0	0.00%
	Invalid votes:	5	3.40%	5	3.40%
	Rejected write-in votes:	2	1.36%	2	1.36%

Representative in Congress 3rd District - Republican Party - Vote for not more than 1

Choice	Party	Election Day		Total	
Lynn Afendoulis		26	17.57%	26	17.57%
Joe Farrington		8	5.41%	8	5.41%
Peter Meijer		71	47.97%	71	47.97%
Thomas J. Norton		24	16.22%	24	16.22%
Emily Rafi		2	1.35%	2	1.35%
	Cast Votes:	131	88.51%	131	88.51%
	Undervotes:	8	5.41%	8	5.41%
	Overvotes:	3	2.03%	3	2.03%
	Invalid votes:	6	4.05%	6	4.05%
	Rejected write-in votes:	0	0.00%	0	0.00%

Representative in State Legislature 86th District - Republican Party - Vote for not more than 1

Choice	Party	Election Day		Total	
Thomas A. Albert		119	80.95%	119	80.95%
	Cast Votes:	119	80.95%	119	80.95%
	Undervotes:	23	15.65%	23	15.65%
	Overvotes:	0	0.00%	0	0.00%
	Invalid votes:	5	3.40%	5	3.40%
	Rejected write-in votes:	0	0.00%	0	0.00%

City of Ionia, Ward 3, Precinct 3

Prosecuting Attorney - Republican Party - Vote for not more than 1

Choice	Party	Election Day		Total	
Kyle Butler		113	73.86%	113	73.86%
	Cast Votes:	113	73.86%	113	73.86%
	Undervotes:	27	17.65%	27	17.65%
	Overvotes:	0	0.00%	0	0.00%
	Invalid votes:	11	7.19%	11	7.19%
	Rejected write-in votes:	2	1.31%	2	1.31%

Sheriff - Republican Party - Vote for not more than 1

Choice	Party	Election Day		Total	
Douglas Gurski		12	7.79%	12	7.79%
Charlie Noll		114	74.03%	114	74.03%
Robert Rickert		9	5.84%	9	5.84%
	Cast Votes:	135	87.66%	135	87.66%
	Undervotes:	7	4.55%	7	4.55%
	Overvotes:	0	0.00%	0	0.00%
	Invalid votes:	12	7.79%	12	7.79%
	Rejected write-in votes:	0	0.00%	0	0.00%

Clerk - Republican Party - Vote for not more than 1

Choice	Party	Election Day		Total	
Greg Geiger		120	78.95%	120	78.95%
	Cast Votes:	120	78.95%	120	78.95%
	Undervotes:	22	14.47%	22	14.47%
	Overvotes:	0	0.00%	0	0.00%
	Invalid votes:	10	6.58%	10	6.58%
	Rejected write-in votes:	0	0.00%	0	0.00%

City of Ionia, Ward 3, Precinct 3

Treasurer - Republican Party - Vote for not more than 1

Choice	Party	Election Day		Total	
Judith A. Clark		118	78.15%	118	78.15%
	Cast Votes:	118	78.15%	118	78.15%
	Undervotes:	24	15.89%	24	15.89%
	Overvotes:	0	0.00%	0	0.00%
	Invalid votes:	9	5.96%	9	5.96%
	Rejected write-in votes:	0	0.00%	0	0.00%

Register of Deeds - Republican Party - Vote for not more than 1

Choice	Party	Election Day		Total	
Rhonda Lake		64	41.83%	64	41.83%
Will Wagner		62	40.52%	62	40.52%
	Cast Votes:	126	82.35%	126	82.35%
	Undervotes:	16	10.46%	16	10.46%
	Overvotes:	0	0.00%	0	0.00%
	Invalid votes:	11	7.19%	11	7.19%
	Rejected write-in votes:	0	0.00%	0	0.00%

Drain Commissioner - Republican Party - Vote for not more than 1

Choice	Party	Election Day		Total	
Robert J. Rose		115	76.16%	115	76.16%
	Cast Votes:	115	76.16%	115	76.16%
	Undervotes:	26	17.22%	26	17.22%
	Overvotes:	0	0.00%	0	0.00%
	Invalid votes:	9	5.96%	9	5.96%
	Rejected write-in votes:	1	0.66%	1	0.66%

City of Ionia, Ward 3, Precinct 3

County Commissioner 4th District - Republican Party - Vote for not more than 1

Choice	Party	Election Day		Total	
Bradley Edwin Hawley (W)		9	6.34%	9	6.34%
	Cast Votes:	9	6.34%	9	6.34%
	Undervotes:	123	86.62%	123	86.62%
	Overvotes:	0	0.00%	0	0.00%
	Invalid votes:	0	0.00%	0	0.00%
	Rejected write-in votes:	10	7.04%	10	7.04%

911 Operating Surcharge - Nonpartisan Party

Choice	Party	Election Day		Total	
Yes		157	65.69%	157	65.69%
No		57	23.85%	57	23.85%
	Cast Votes:	214	89.54%	214	89.54%
	Undervotes:	25	10.46%	25	10.46%
	Overvotes:	0	0.00%	0	0.00%
	Invalid votes:	0	0.00%	0	0.00%
	Rejected write-in votes:	0	0.00%	0	0.00%

Senior Citizens Services Millage Renewal and Restoration Proposal - Nonpartisan Party

Choice	Party	Election Day		Total	
Yes		171	71.55%	171	71.55%
No		42	17.57%	42	17.57%
	Cast Votes:	213	89.12%	213	89.12%
	Undervotes:	26	10.88%	26	10.88%
	Overvotes:	0	0.00%	0	0.00%
	Invalid votes:	0	0.00%	0	0.00%
	Rejected write-in votes:	0	0.00%	0	0.00%

City of Ionia, Ward 3, Precinct 3

Delegate to County Convention - Democratic Party - Vote for not more than 2

Choice	Party	Election Day		Total	
	Cast Votes:	0	0.00%	0	0.00%
	Undervotes:	153	96.84%	153	96.84%
	Overvotes:	0	0.00%	0	0.00%
	Invalid votes:	1	1.27%	1	1.27%
	Rejected write-in votes:	3	1.90%	3	1.90%

Delegate to County Convention - Republican Party - Vote for not more than 3

Choice	Party	Election Day		Total	
Mary Patrick		73	16.11%	73	16.11%
Will Wagner		76	16.78%	76	16.78%
	Cast Votes:	149	32.89%	149	32.89%
	Undervotes:	274	60.49%	274	60.49%
	Overvotes:	0	0.00%	0	0.00%
	Invalid votes:	9	5.96%	9	5.96%
	Rejected write-in votes:	3	0.66%	3	0.66%

City of Ionia, Ward 4, Precinct 4

United States Senator - Democratic Party - Vote for not more than 1

Choice	Party	Election Day		Total	
Gary Peters		92	77.97%	92	77.97%
	Cast Votes:	92	77.97%	92	77.97%
	Undervotes:	2	1.69%	2	1.69%
	Overvotes:	0	0.00%	0	0.00%
	Invalid votes:	24	20.34%	24	20.34%
	Rejected write-in votes:	0	0.00%	0	0.00%

Representative in Congress 3rd District - Democratic Party - Vote for not more than 1

Choice	Party	Election Day		Total	
Hillary Scholten		92	80.70%	92	80.70%
	Cast Votes:	92	80.70%	92	80.70%
	Undervotes:	2	1.75%	2	1.75%
	Overvotes:	0	0.00%	0	0.00%
	Invalid votes:	20	17.54%	20	17.54%
	Rejected write-in votes:	0	0.00%	0	0.00%

Representative in State Legislature 86th District - Democratic Party - Vote for not more than 1

Choice	Party	Election Day		Total	
Sue Hayes		57	49.14%	57	49.14%
Jeff Merritt		34	29.31%	34	29.31%
	Cast Votes:	91	78.45%	91	78.45%
	Undervotes:	3	2.59%	3	2.59%
	Overvotes:	0	0.00%	0	0.00%
	Invalid votes:	22	18.97%	22	18.97%
	Rejected write-in votes:	0	0.00%	0	0.00%

City of Ionia, Ward 4, Precinct 4

Prosecuting Attorney - Democratic Party - Vote for not more than 1

Choice	Party	Election Day		Total	
	Cast Votes:	0	0.00%	0	0.00%
	Undervotes:	91	95.79%	91	95.79%
	Overvotes:	0	0.00%	0	0.00%
	Invalid votes:	1	1.05%	1	1.05%
	Rejected write-in votes:	3	3.16%	3	3.16%

Sheriff - Democratic Party - Vote for not more than 1

Choice	Party	Election Day		Total	
	Cast Votes:	0	0.00%	0	0.00%
	Undervotes:	90	94.74%	90	94.74%
	Overvotes:	0	0.00%	0	0.00%
	Invalid votes:	1	1.05%	1	1.05%
	Rejected write-in votes:	4	4.21%	4	4.21%

Clerk - Democratic Party - Vote for not more than 1

Choice	Party	Election Day		Total	
	Cast Votes:	0	0.00%	0	0.00%
	Undervotes:	92	97.87%	92	97.87%
	Overvotes:	0	0.00%	0	0.00%
	Invalid votes:	0	0.00%	0	0.00%
	Rejected write-in votes:	2	2.13%	2	2.13%

Treasurer - Democratic Party - Vote for not more than 1

Choice	Party	Election Day		Total	
	Cast Votes:	0	0.00%	0	0.00%
	Undervotes:	92	97.87%	92	97.87%
	Overvotes:	0	0.00%	0	0.00%
	Invalid votes:	0	0.00%	0	0.00%
	Rejected write-in votes:	2	2.13%	2	2.13%

City of Ionia, Ward 4, Precinct 4

Register of Deeds - Democratic Party - Vote for not more than 1

Choice	Party	Election Day		Total	
	Cast Votes:	0	0.00%	0	0.00%
	Undervotes:	92	97.87%	92	97.87%
	Overvotes:	0	0.00%	0	0.00%
	Invalid votes:	0	0.00%	0	0.00%
	Rejected write-in votes:	2	2.13%	2	2.13%

Drain Commissioner - Democratic Party - Vote for not more than 1

Choice	Party	Election Day		Total	
	Cast Votes:	0	0.00%	0	0.00%
	Undervotes:	92	97.87%	92	97.87%
	Overvotes:	0	0.00%	0	0.00%
	Invalid votes:	0	0.00%	0	0.00%
	Rejected write-in votes:	2	2.13%	2	2.13%

County Commissioner 4th District - Democratic Party - Vote for not more than 1

Choice	Party	Election Day		Total	
Ally H. Cook		82	72.57%	82	72.57%
	Cast Votes:	82	72.57%	82	72.57%
	Undervotes:	12	10.62%	12	10.62%
	Overvotes:	0	0.00%	0	0.00%
	Invalid votes:	19	16.81%	19	16.81%
	Rejected write-in votes:	0	0.00%	0	0.00%

City of Ionia, Ward 4, Precinct 4

United States Senator - Republican Party - Vote for not more than 1

Choice	Party	Election Day		Total	
John James		126	84.00%	126	84.00%
	Cast Votes:	126	84.00%	126	84.00%
	Undervotes:	18	12.00%	18	12.00%
	Overvotes:	0	0.00%	0	0.00%
	Invalid votes:	5	3.33%	5	3.33%
	Rejected write-in votes:	1	0.67%	1	0.67%

Representative in Congress 3rd District - Republican Party - Vote for not more than 1

Choice	Party	Election Day		Total	
Lynn Afendoulis		33	21.43%	33	21.43%
Joe Farrington		9	5.84%	9	5.84%
Peter Meijer		67	43.51%	67	43.51%
Thomas J. Norton		27	17.53%	27	17.53%
Emily Rafi		5	3.25%	5	3.25%
	Cast Votes:	141	91.56%	141	91.56%
	Undervotes:	3	1.95%	3	1.95%
	Overvotes:	1	0.65%	1	0.65%
	Invalid votes:	9	5.84%	9	5.84%
	Rejected write-in votes:	0	0.00%	0	0.00%

Representative in State Legislature 86th District - Republican Party - Vote for not more than 1

Choice	Party	Election Day		Total	
Thomas A. Albert		123	78.34%	123	78.34%
	Cast Votes:	123	78.34%	123	78.34%
	Undervotes:	22	14.01%	22	14.01%
	Overvotes:	0	0.00%	0	0.00%
	Invalid votes:	12	7.64%	12	7.64%
	Rejected write-in votes:	0	0.00%	0	0.00%

City of Ionia, Ward 4, Precinct 4

Prosecuting Attorney - Republican Party - Vote for not more than 1

Choice	Party	Election Day		Total	
Kyle Butler		117	70.06%	117	70.06%
	Cast Votes:	117	70.06%	117	70.06%
	Undervotes:	26	15.57%	26	15.57%
	Overvotes:	0	0.00%	0	0.00%
	Invalid votes:	22	13.17%	22	13.17%
	Rejected write-in votes:	2	1.20%	2	1.20%

Sheriff - Republican Party - Vote for not more than 1

Choice	Party	Election Day		Total	
Douglas Gurski		22	13.10%	22	13.10%
Charlie Noll		103	61.31%	103	61.31%
Robert Rickert		9	5.36%	9	5.36%
	Cast Votes:	134	79.76%	134	79.76%
	Undervotes:	11	6.55%	11	6.55%
	Overvotes:	0	0.00%	0	0.00%
	Invalid votes:	23	13.69%	23	13.69%
	Rejected write-in votes:	0	0.00%	0	0.00%

Clerk - Republican Party - Vote for not more than 1

Choice	Party	Election Day		Total	
Greg Geiger		115	69.28%	115	69.28%
	Cast Votes:	115	69.28%	115	69.28%
	Undervotes:	30	18.07%	30	18.07%
	Overvotes:	0	0.00%	0	0.00%
	Invalid votes:	21	12.65%	21	12.65%
	Rejected write-in votes:	0	0.00%	0	0.00%

City of Ionia, Ward 4, Precinct 4

Treasurer - Republican Party - Vote for not more than 1

Choice	Party	Election Day		Total	
Judith A. Clark		121	72.89%	121	72.89%
	Cast Votes:	121	72.89%	121	72.89%
	Undervotes:	24	14.46%	24	14.46%
	Overvotes:	0	0.00%	0	0.00%
	Invalid votes:	21	12.65%	21	12.65%
	Rejected write-in votes:	0	0.00%	0	0.00%

Register of Deeds - Republican Party - Vote for not more than 1

Choice	Party	Election Day		Total	
Rhonda Lake		71	42.77%	71	42.77%
Will Wagner		55	33.13%	55	33.13%
	Cast Votes:	126	75.90%	126	75.90%
	Undervotes:	19	11.45%	19	11.45%
	Overvotes:	0	0.00%	0	0.00%
	Invalid votes:	21	12.65%	21	12.65%
	Rejected write-in votes:	0	0.00%	0	0.00%

Drain Commissioner - Republican Party - Vote for not more than 1

Choice	Party	Election Day		Total	
Robert J. Rose		115	69.28%	115	69.28%
	Cast Votes:	115	69.28%	115	69.28%
	Undervotes:	30	18.07%	30	18.07%
	Overvotes:	0	0.00%	0	0.00%
	Invalid votes:	21	12.65%	21	12.65%
	Rejected write-in votes:	0	0.00%	0	0.00%

City of Ionia, Ward 4, Precinct 4

County Commissioner 4th District - Republican Party - Vote for not more than 1

Choice	Party	Election Day		Total	
Bradley Edwin Hawley (W)		3	2.07%	3	2.07%
	Cast Votes:	3	2.07%	3	2.07%
	Undervotes:	129	88.97%	129	88.97%
	Overvotes:	0	0.00%	0	0.00%
	Invalid votes:	0	0.00%	0	0.00%
	Rejected write-in votes:	13	8.97%	13	8.97%

911 Operating Surcharge - Nonpartisan Party

Choice	Party	Election Day		Total	
Yes		189	70.79%	189	70.79%
No		58	21.72%	58	21.72%
	Cast Votes:	247	92.51%	247	92.51%
	Undervotes:	20	7.49%	20	7.49%
	Overvotes:	0	0.00%	0	0.00%
	Invalid votes:	0	0.00%	0	0.00%
	Rejected write-in votes:	0	0.00%	0	0.00%

Senior Citizens Services Millage Renewal and Restoration Proposal - Nonpartisan Party

Choice	Party	Election Day		Total	
Yes		195	73.03%	195	73.03%
No		53	19.85%	53	19.85%
	Cast Votes:	248	92.88%	248	92.88%
	Undervotes:	19	7.12%	19	7.12%
	Overvotes:	0	0.00%	0	0.00%
	Invalid votes:	0	0.00%	0	0.00%
	Rejected write-in votes:	0	0.00%	0	0.00%

City of Ionia, Ward 4, Precinct 4

Delegate to County Convention - Democratic Party - Vote for not more than 2

Choice	Party	Election Day		Total	
	Cast Votes:	0	0.00%	0	0.00%
	Undervotes:	181	94.27%	181	94.27%
	Overvotes:	0	0.00%	0	0.00%
	Invalid votes:	2	2.08%	2	2.08%
	Rejected write-in votes:	7	3.65%	7	3.65%

Delegate to County Convention - Republican Party - Vote for not more than 2

Choice	Party	Election Day		Total	
Alice Samani-Zozo		54	16.98%	54	16.98%
Robert Wells		101	31.76%	101	31.76%
	Cast Votes:	155	48.74%	155	48.74%
	Undervotes:	135	42.45%	135	42.45%
	Overvotes:	0	0.00%	0	0.00%
	Invalid votes:	14	8.81%	14	8.81%
	Rejected write-in votes:	0	0.00%	0	0.00%

Township of Ionia, Precinct 1

United States Senator - Democratic Party - Vote for not more than 1

Choice	Party	Election Day		Total	
Gary Peters		181	74.49%	181	74.49%
	Cast Votes:	181	74.49%	181	74.49%
	Undervotes:	10	4.12%	10	4.12%
	Overvotes:	0	0.00%	0	0.00%
	Invalid votes:	52	21.40%	52	21.40%
	Rejected write-in votes:	0	0.00%	0	0.00%

Representative in Congress 3rd District - Democratic Party - Vote for not more than 1

Choice	Party	Election Day		Total	
Hillary Scholten		169	71.31%	169	71.31%
	Cast Votes:	169	71.31%	169	71.31%
	Undervotes:	22	9.28%	22	9.28%
	Overvotes:	0	0.00%	0	0.00%
	Invalid votes:	46	19.41%	46	19.41%
	Rejected write-in votes:	0	0.00%	0	0.00%

Representative in State Legislature 86th District - Democratic Party - Vote for not more than 1

Choice	Party	Election Day		Total	
Sue Hayes		108	45.96%	108	45.96%
Jeff Merritt		59	25.11%	59	25.11%
	Cast Votes:	167	71.06%	167	71.06%
	Undervotes:	21	8.94%	21	8.94%
	Overvotes:	3	1.28%	3	1.28%
	Invalid votes:	44	18.72%	44	18.72%
	Rejected write-in votes:	0	0.00%	0	0.00%

Township of Ionia, Precinct 1

Prosecuting Attorney - Democratic Party - Vote for not more than 1

Choice	Party	Election Day		Total	
	Cast Votes:	0	0.00%	0	0.00%
	Undervotes:	183	95.31%	183	95.31%
	Overvotes:	0	0.00%	0	0.00%
	Invalid votes:	1	0.52%	1	0.52%
	Rejected write-in votes:	8	4.17%	8	4.17%

Sheriff - Democratic Party - Vote for not more than 1

Choice	Party	Election Day		Total	
	Cast Votes:	0	0.00%	0	0.00%
	Undervotes:	181	94.27%	181	94.27%
	Overvotes:	0	0.00%	0	0.00%
	Invalid votes:	1	0.52%	1	0.52%
	Rejected write-in votes:	10	5.21%	10	5.21%

Clerk - Democratic Party - Vote for not more than 1

Choice	Party	Election Day		Total	
	Cast Votes:	0	0.00%	0	0.00%
	Undervotes:	183	95.81%	183	95.81%
	Overvotes:	0	0.00%	0	0.00%
	Invalid votes:	0	0.00%	0	0.00%
	Rejected write-in votes:	8	4.19%	8	4.19%

Treasurer - Democratic Party - Vote for not more than 1

Choice	Party	Election Day		Total	
	Cast Votes:	0	0.00%	0	0.00%
	Undervotes:	185	96.86%	185	96.86%
	Overvotes:	0	0.00%	0	0.00%
	Invalid votes:	0	0.00%	0	0.00%
	Rejected write-in votes:	6	3.14%	6	3.14%

Township of Ionia, Precinct 1

Register of Deeds - Democratic Party - Vote for not more than 1

Choice	Party	Election Day		Total	
	Cast Votes:	0	0.00%	0	0.00%
	Undervotes:	185	96.35%	185	96.35%
	Overvotes:	0	0.00%	0	0.00%
	Invalid votes:	1	0.52%	1	0.52%
	Rejected write-in votes:	6	3.13%	6	3.13%

Drain Commissioner - Democratic Party - Vote for not more than 1

Choice	Party	Election Day		Total	
	Cast Votes:	0	0.00%	0	0.00%
	Undervotes:	185	96.35%	185	96.35%
	Overvotes:	0	0.00%	0	0.00%
	Invalid votes:	1	0.52%	1	0.52%
	Rejected write-in votes:	6	3.13%	6	3.13%

County Commissioner 5th District - Democratic Party - Vote for not more than 1

Choice	Party	Election Day		Total	
	Cast Votes:	0	0.00%	0	0.00%
	Undervotes:	184	96.34%	184	96.34%
	Overvotes:	0	0.00%	0	0.00%
	Invalid votes:	0	0.00%	0	0.00%
	Rejected write-in votes:	7	3.66%	7	3.66%

United States Senator - Republican Party - Vote for not more than 1

Choice	Party	Election Day		Total	
John James		404	79.68%	404	79.68%
	Cast Votes:	404	79.68%	404	79.68%
	Undervotes:	68	13.41%	68	13.41%
	Overvotes:	0	0.00%	0	0.00%
	Invalid votes:	31	6.11%	31	6.11%
	Rejected write-in votes:	4	0.79%	4	0.79%

Township of Ionia, Precinct 1

Representative in Congress 3rd District - Republican Party - Vote for not more than 1

Choice	Party	Election Day		Total	
Lynn Afendoulis		108	20.53%	108	20.53%
Joe Farrington		28	5.32%	28	5.32%
Peter Meijer		233	44.30%	233	44.30%
Thomas J. Norton		57	10.84%	57	10.84%
Emily Rafi		23	4.37%	23	4.37%
	Cast Votes:	449	85.36%	449	85.36%
	Undervotes:	25	4.75%	25	4.75%
	Overvotes:	2	0.38%	2	0.38%
	Invalid votes:	50	9.51%	50	9.51%
	Rejected write-in votes:	0	0.00%	0	0.00%

Representative in State Legislature 86th District - Republican Party - Vote for not more than 1

Choice	Party	Election Day		Total	
Thomas A. Albert		400	76.48%	400	76.48%
	Cast Votes:	400	76.48%	400	76.48%
	Undervotes:	76	14.53%	76	14.53%
	Overvotes:	0	0.00%	0	0.00%
	Invalid votes:	47	8.99%	47	8.99%
	Rejected write-in votes:	0	0.00%	0	0.00%

Prosecuting Attorney - Republican Party - Vote for not more than 1

Choice	Party	Election Day		Total	
Kyle Butler		382	70.61%	382	70.61%
	Cast Votes:	382	70.61%	382	70.61%
	Undervotes:	91	16.82%	91	16.82%
	Overvotes:	0	0.00%	0	0.00%
	Invalid votes:	65	12.01%	65	12.01%
	Rejected write-in votes:	3	0.55%	3	0.55%

Township of Ionia, Precinct 1

Sheriff - Republican Party - Vote for not more than 1

Choice	Party	Election Day		Total	
Douglas Gurski		66	11.93%	66	11.93%
Charlie Noll		353	63.83%	353	63.83%
Robert Rickert		36	6.51%	36	6.51%
	Cast Votes:	455	82.28%	455	82.28%
	Undervotes:	21	3.80%	21	3.80%
	Overvotes:	0	0.00%	0	0.00%
	Invalid votes:	77	13.92%	77	13.92%
	Rejected write-in votes:	0	0.00%	0	0.00%

Clerk - Republican Party - Vote for not more than 1

Choice	Party	Election Day		Total	
Greg Geiger		375	70.36%	375	70.36%
	Cast Votes:	375	70.36%	375	70.36%
	Undervotes:	101	18.95%	101	18.95%
	Overvotes:	0	0.00%	0	0.00%
	Invalid votes:	57	10.69%	57	10.69%
	Rejected write-in votes:	0	0.00%	0	0.00%

Treasurer - Republican Party - Vote for not more than 1

Choice	Party	Election Day		Total	
Judith A. Clark		384	71.38%	384	71.38%
	Cast Votes:	384	71.38%	384	71.38%
	Undervotes:	92	17.10%	92	17.10%
	Overvotes:	0	0.00%	0	0.00%
	Invalid votes:	62	11.52%	62	11.52%
	Rejected write-in votes:	0	0.00%	0	0.00%

Township of Ionia, Precinct 1

Register of Deeds - Republican Party - Vote for not more than 1

Choice	Party	Election Day		Total	
Rhonda Lake		234	43.49%	234	43.49%
Will Wagner		176	32.71%	176	32.71%
	Cast Votes:	410	76.21%	410	76.21%
	Undervotes:	66	12.27%	66	12.27%
	Overvotes:	0	0.00%	0	0.00%
	Invalid votes:	62	11.52%	62	11.52%
	Rejected write-in votes:	0	0.00%	0	0.00%

Drain Commissioner - Republican Party - Vote for not more than 1

Choice	Party	Election Day		Total	
Robert J. Rose		376	69.89%	376	69.89%
	Cast Votes:	376	69.89%	376	69.89%
	Undervotes:	100	18.59%	100	18.59%
	Overvotes:	0	0.00%	0	0.00%
	Invalid votes:	62	11.52%	62	11.52%
	Rejected write-in votes:	0	0.00%	0	0.00%

County Commissioner 5th District - Republican Party - Vote for not more than 1

Choice	Party	Election Day		Total	
Scott Wirtz		371	68.70%	371	68.70%
	Cast Votes:	371	68.70%	371	68.70%
	Undervotes:	103	19.07%	103	19.07%
	Overvotes:	0	0.00%	0	0.00%
	Invalid votes:	64	11.85%	64	11.85%
	Rejected write-in votes:	2	0.37%	2	0.37%

Township of Ionia, Precinct 1

911 Operating Surcharge - Nonpartisan Party

Choice	Party	Election Day		Total	
Yes		456	59.76%	456	59.76%
No		252	33.03%	252	33.03%
	Cast Votes:	708	92.79%	708	92.79%
	Undervotes:	55	7.21%	55	7.21%
	Overvotes:	0	0.00%	0	0.00%
	Invalid votes:	0	0.00%	0	0.00%
	Rejected write-in votes:	0	0.00%	0	0.00%

Senior Citizens Services Millage Renewal and Restoration Proposal - Nonpartisan Party

Choice	Party	Election Day		Total	
Yes		512	67.10%	512	67.10%
No		187	24.51%	187	24.51%
	Cast Votes:	699	91.61%	699	91.61%
	Undervotes:	63	8.26%	63	8.26%
	Overvotes:	1	0.13%	1	0.13%
	Invalid votes:	0	0.00%	0	0.00%
	Rejected write-in votes:	0	0.00%	0	0.00%

Supervisor - Democratic Party - Vote for not more than 1

Choice	Party	Election Day		Total	
	Cast Votes:	0	0.00%	0	0.00%
	Undervotes:	185	96.86%	185	96.86%
	Overvotes:	0	0.00%	0	0.00%
	Invalid votes:	0	0.00%	0	0.00%
	Rejected write-in votes:	6	3.14%	6	3.14%

Township of Ionia, Precinct 1

Clerk - Democratic Party - Vote for not more than 1

Choice	Party	Election Day		Total	
Cynthia Higbee		163	62.69%	163	62.69%
	Cast Votes:	163	62.69%	163	62.69%
	Undervotes:	28	10.77%	28	10.77%
	Overvotes:	0	0.00%	0	0.00%
	Invalid votes:	69	26.54%	69	26.54%
	Rejected write-in votes:	0	0.00%	0	0.00%

Treasurer - Democratic Party - Vote for not more than 1

Choice	Party	Election Day		Total	
	Cast Votes:	0	0.00%	0	0.00%
	Undervotes:	184	96.34%	184	96.34%
	Overvotes:	0	0.00%	0	0.00%
	Invalid votes:	0	0.00%	0	0.00%
	Rejected write-in votes:	7	3.66%	7	3.66%

Trustee - Democratic Party - Vote for not more than 2

Choice	Party	Election Day		Total	
Sheri Lynn		149	30.41%	149	30.41%
Joseph Peckins		99	20.20%	99	20.20%
	Cast Votes:	248	50.61%	248	50.61%
	Undervotes:	134	27.35%	134	27.35%
	Overvotes:	0	0.00%	0	0.00%
	Invalid votes:	54	22.04%	54	22.04%
	Rejected write-in votes:	0	0.00%	0	0.00%

Township of Ionia, Precinct 1

Delegate to County Convention - Democratic Party - Vote for not more than 4

Choice	Party	Election Day		Total	
	Cast Votes:	0	0.00%	0	0.00%
	Undervotes:	757	98.57%	757	98.57%
	Overvotes:	0	0.00%	0	0.00%
	Invalid votes:	1	0.52%	1	0.52%
	Rejected write-in votes:	7	0.91%	7	0.91%

Supervisor - Republican Party - Vote for not more than 1

Choice	Party	Election Day		Total	
Kurt Scheurer		376	69.63%	376	69.63%
	Cast Votes:	376	69.63%	376	69.63%
	Undervotes:	100	18.52%	100	18.52%
	Overvotes:	0	0.00%	0	0.00%
	Invalid votes:	64	11.85%	64	11.85%
	Rejected write-in votes:	0	0.00%	0	0.00%

Clerk - Republican Party - Vote for not more than 1

Choice	Party	Election Day		Total	
	Cast Votes:	0	0.00%	0	0.00%
	Undervotes:	452	94.96%	452	94.96%
	Overvotes:	0	0.00%	0	0.00%
	Invalid votes:	0	0.00%	0	0.00%
	Rejected write-in votes:	24	5.04%	24	5.04%

Township of Ionia, Precinct 1

Treasurer - Republican Party - Vote for not more than 1

Choice	Party	Election Day		Total	
Marilyn Harp		363	66.97%	363	66.97%
	Cast Votes:	363	66.97%	363	66.97%
	Undervotes:	112	20.66%	112	20.66%
	Overvotes:	0	0.00%	0	0.00%
	Invalid votes:	66	12.18%	66	12.18%
	Rejected write-in votes:	1	0.18%	1	0.18%

Trustee - Republican Party - Vote for not more than 2

Choice	Party	Election Day		Total	
Mark Robert Barna		137	13.12%	137	13.12%
Susan K. McCoy		230	22.03%	230	22.03%
Aric T. Pitchford		249	23.85%	249	23.85%
	Cast Votes:	616	59.00%	616	59.00%
	Undervotes:	336	32.18%	336	32.18%
	Overvotes:	0	0.00%	0	0.00%
	Invalid votes:	46	8.81%	46	8.81%
	Rejected write-in votes:	0	0.00%	0	0.00%

Delegate to County Convention - Republican Party - Vote for not more than 7

Choice	Party	Election Day		Total	
Dan Holcomb		314	8.48%	314	8.48%
	Cast Votes:	314	8.48%	314	8.48%
	Undervotes:	3011	81.31%	3011	81.31%
	Overvotes:	0	0.00%	0	0.00%
	Invalid votes:	53	10.02%	53	10.02%
	Rejected write-in votes:	7	0.19%	7	0.19%

Township of Keene, Precinct 1

United States Senator - Democratic Party - Vote for not more than 1

Choice	Party	Election Day		Total	
Gary Peters		97	71.85%	97	71.85%
	Cast Votes:	97	71.85%	97	71.85%
	Undervotes:	5	3.70%	5	3.70%
	Overvotes:	0	0.00%	0	0.00%
	Invalid votes:	33	24.44%	33	24.44%
	Rejected write-in votes:	0	0.00%	0	0.00%

Representative in Congress 3rd District - Democratic Party - Vote for not more than 1

Choice	Party	Election Day		Total	
Hillary Scholten		99	75.57%	99	75.57%
	Cast Votes:	99	75.57%	99	75.57%
	Undervotes:	3	2.29%	3	2.29%
	Overvotes:	0	0.00%	0	0.00%
	Invalid votes:	29	22.14%	29	22.14%
	Rejected write-in votes:	0	0.00%	0	0.00%

Representative in State Legislature 87th District - Democratic Party - Vote for not more than 1

Choice	Party	Election Day		Total	
Jay Molette		93	75.00%	93	75.00%
	Cast Votes:	93	75.00%	93	75.00%
	Undervotes:	9	7.26%	9	7.26%
	Overvotes:	0	0.00%	0	0.00%
	Invalid votes:	22	17.74%	22	17.74%
	Rejected write-in votes:	0	0.00%	0	0.00%

Township of Keene, Precinct 1

Prosecuting Attorney - Democratic Party - Vote for not more than 1

Choice	Party	Election Day		Total	
	Cast Votes:	0	0.00%	0	0.00%
	Undervotes:	97	95.10%	97	95.10%
	Overvotes:	0	0.00%	0	0.00%
	Invalid votes:	0	0.00%	0	0.00%
	Rejected write-in votes:	5	4.90%	5	4.90%

Sheriff - Democratic Party - Vote for not more than 1

Choice	Party	Election Day		Total	
	Cast Votes:	0	0.00%	0	0.00%
	Undervotes:	100	98.04%	100	98.04%
	Overvotes:	0	0.00%	0	0.00%
	Invalid votes:	0	0.00%	0	0.00%
	Rejected write-in votes:	2	1.96%	2	1.96%

Clerk - Democratic Party - Vote for not more than 1

Choice	Party	Election Day		Total	
	Cast Votes:	0	0.00%	0	0.00%
	Undervotes:	101	99.02%	101	99.02%
	Overvotes:	0	0.00%	0	0.00%
	Invalid votes:	0	0.00%	0	0.00%
	Rejected write-in votes:	1	0.98%	1	0.98%

Treasurer - Democratic Party - Vote for not more than 1

Choice	Party	Election Day		Total	
	Cast Votes:	0	0.00%	0	0.00%
	Undervotes:	101	99.02%	101	99.02%
	Overvotes:	0	0.00%	0	0.00%
	Invalid votes:	0	0.00%	0	0.00%
	Rejected write-in votes:	1	0.98%	1	0.98%

Township of Keene, Precinct 1

Register of Deeds - Democratic Party - Vote for not more than 1

Choice	Party	Election Day		Total	
	Cast Votes:	0	0.00%	0	0.00%
	Undervotes:	101	99.02%	101	99.02%
	Overvotes:	0	0.00%	0	0.00%
	Invalid votes:	0	0.00%	0	0.00%
	Rejected write-in votes:	1	0.98%	1	0.98%

Drain Commissioner - Democratic Party - Vote for not more than 1

Choice	Party	Election Day		Total	
	Cast Votes:	0	0.00%	0	0.00%
	Undervotes:	101	99.02%	101	99.02%
	Overvotes:	0	0.00%	0	0.00%
	Invalid votes:	0	0.00%	0	0.00%
	Rejected write-in votes:	1	0.98%	1	0.98%

County Commissioner 2nd District - Democratic Party - Vote for not more than 1

Choice	Party	Election Day		Total	
	Cast Votes:	0	0.00%	0	0.00%
	Undervotes:	101	99.02%	101	99.02%
	Overvotes:	0	0.00%	0	0.00%
	Invalid votes:	0	0.00%	0	0.00%
	Rejected write-in votes:	1	0.98%	1	0.98%

United States Senator - Republican Party - Vote for not more than 1

Choice	Party	Election Day		Total	
John James		310	86.59%	310	86.59%
	Cast Votes:	310	86.59%	310	86.59%
	Undervotes:	33	9.22%	33	9.22%
	Overvotes:	0	0.00%	0	0.00%
	Invalid votes:	12	3.35%	12	3.35%
	Rejected write-in votes:	3	0.84%	3	0.84%

Township of Keene, Precinct 1

Representative in Congress 3rd District - Republican Party - Vote for not more than 1

Choice	Party	Election Day		Total	
Lynn Afendoulis		71	19.72%	71	19.72%
Joe Farrington		18	5.00%	18	5.00%
Peter Meijer		160	44.44%	160	44.44%
Thomas J. Norton		67	18.61%	67	18.61%
Emily Rafi		9	2.50%	9	2.50%
	Cast Votes:	325	90.28%	325	90.28%
	Undervotes:	18	5.00%	18	5.00%
	Overvotes:	3	0.83%	3	0.83%
	Invalid votes:	14	3.89%	14	3.89%
	Rejected write-in votes:	0	0.00%	0	0.00%

Representative in State Legislature 87th District - Republican Party - Vote for not more than 1

Choice	Party	Election Day		Total	
Julie A. Calley		302	82.74%	302	82.74%
	Cast Votes:	302	82.74%	302	82.74%
	Undervotes:	41	11.23%	41	11.23%
	Overvotes:	0	0.00%	0	0.00%
	Invalid votes:	19	5.21%	19	5.21%
	Rejected write-in votes:	3	0.82%	3	0.82%

Prosecuting Attorney - Republican Party - Vote for not more than 1

Choice	Party	Election Day		Total	
Kyle Butler		287	76.94%	287	76.94%
	Cast Votes:	287	76.94%	287	76.94%
	Undervotes:	56	15.01%	56	15.01%
	Overvotes:	1	0.27%	1	0.27%
	Invalid votes:	27	7.24%	27	7.24%
	Rejected write-in votes:	2	0.54%	2	0.54%