

Township Supervisor for McMillan Township (DEM) (Vote for 1) DEM

Precinct	Times Cast	Registered Voters	Precinct	Write-in	Total Votes
County			County		
Luce County Michigan			Luce County Michigan		
McMillan Township, Precinct 1	711	2,077	McMillan Township, Precinct 1	8 100.00%	8
Luce County Michigan - Total	711	2,077	Luce County Michigan - Total	8 100.00%	8
Cumulative			Cumulative		
Cumulative	0	0	Cumulative	0	0
Cumulative - Total	0	0	Cumulative - Total	0	0
County - Total	711	2,077	County - Total	8 100.00%	8

Township Supervisor for Pentland Township (DEM) (Vote for 1) DEM

Precinct	Times Cast	Registered Voters	Precinct	Write-in	Total Votes
County			County		
Luce County Michigan			Luce County Michigan		
Pentland Township, Precinct 1	474	1,185	Pentland Township, Precinct 1	4 100.00%	4
Luce County Michigan - Total	474	1,185	Luce County Michigan - Total	4 100.00%	4
Cumulative			Cumulative		
Cumulative	0	0	Cumulative	0	0
Cumulative - Total	0	0	Cumulative - Total	0	0
County - Total	474	1,185	County - Total	4 100.00%	4

Township Clerk for Columbus Township (DEM) (Vote for 1) DEM

Precinct	Times Cast	Registered Voters	Precinct	Write-in	Total Votes
County			County		
Luce County Michigan			Luce County Michigan		
Columbus Township, Precinct 1	75	179	Columbus Township, Precinct 1	2 100.00%	2
Luce County Michigan - Total	75	179	Luce County Michigan - Total	2 100.00%	2
Cumulative			Cumulative		
Cumulative	0	0	Cumulative	0	0
Cumulative - Total	0	0	Cumulative - Total	0	0
County - Total	75	179	County - Total	2 100.00%	2

Township Clerk for Lakefield Township (DEM) (Vote for 1) DEM

Precinct	Times Cast	Registered Voters	Precinct	Write-in	Total Votes
County			County		
Luce County Michigan			Luce County Michigan		
Lakefield Township, Precinct 1	448	945	Lakefield Township, Precinct 1	8 100.00%	8
Luce County Michigan - Total	448	945	Luce County Michigan - Total	8 100.00%	8
Cumulative			Cumulative		
Cumulative	0	0	Cumulative	0	0
Cumulative - Total	0	0	Cumulative - Total	0	0
County - Total	448	945	County - Total	8 100.00%	8

Township Clerk for McMillan Township (DEM) (Vote for 1) DEM

Precinct	Times Cast	Registered Voters	Precinct	Write-in	Total Votes
County			County		
Luce County Michigan			Luce County Michigan		
McMillan Township, Precinct 1	711	2,077	McMillan Township, Precinct 1	9 100.00%	9
Luce County Michigan - Total	711	2,077	Luce County Michigan - Total	9 100.00%	9
Cumulative			Cumulative		
Cumulative	0	0	Cumulative	0	0
Cumulative - Total	0	0	Cumulative - Total	0	0
County - Total	711	2,077	County - Total	9 100.00%	9

Township Clerk for Pentland Township (DEM) (Vote for 1) DEM

Precinct	Times Cast	Registered Voters	Precinct	Write-in	Total Votes
County			County		
Luce County Michigan			Luce County Michigan		
Pentland Township, Precinct 1	474	1,185	Pentland Township, Precinct 1	3 100.00%	3
Luce County Michigan - Total	474	1,185	Luce County Michigan - Total	3 100.00%	3
Cumulative			Cumulative		
Cumulative	0	0	Cumulative	0	0
Cumulative - Total	0	0	Cumulative - Total	0	0
County - Total	474	1,185	County - Total	3 100.00%	3

Township Treasurer for Columbus Township (DEM) (Vote for 1) DEM

Precinct	Times Cast	Registered Voters	Precinct	Write-in	Total Votes
County			County		
Luce County Michigan			Luce County Michigan		
Columbus Township, Precinct 1	75	179	Columbus Township, Precinct 1	3 100.00%	3
Luce County Michigan - Total	75	179	Luce County Michigan - Total	3 100.00%	3
Cumulative			Cumulative		
Cumulative	0	0	Cumulative	0	0
Cumulative - Total	0	0	Cumulative - Total	0	0
County - Total	75	179	County - Total	3 100.00%	3

Township Treasurer for Lakefield Township (DEM) (Vote for 1) DEM

Precinct	Times Cast	Registered Voters	Precinct	Write-In	Total Votes
County			County		
Luce County Michigan			Luce County Michigan		
Lakefield Township, Precinct 1	448	945	Lakefield Township, Precinct 1	8 100.00%	8
Luce County Michigan - Total	448	945	Luce County Michigan - Total	8 100.00%	8
Cumulative			Cumulative		
Cumulative	0	0	Cumulative	0	0
Cumulative - Total	0	0	Cumulative - Total	0	0
County - Total	448	945	County - Total	8 100.00%	8

Township Treasurer for McMillan Township (DEM) (Vote for 1) DEM

Precinct	Times Cast	Registered Voters	Precinct	Write-in	Total Votes
County			County		
Luce County Michigan			Luce County Michigan		
McMillan Township, Precinct 1	711	2,077	McMillan Township, Precinct 1	8 100.00%	8
Luce County Michigan - Total	711	2,077	Luce County Michigan - Total	8 100.00%	8
Cumulative			Cumulative		
Cumulative	0	0	Cumulative	0	0
Cumulative - Total	0	0	Cumulative - Total	0	0
County - Total	711	2,077	County - Total	8 100.00%	8

Township Treasurer for Pentland Township (DEM) (Vote for 1) DEM

Precinct	Times Cast	Registered Voters	Precinct	Write-in	Total Votes
County			County		
Luce County Michigan			Luce County Michigan		
Pentland Township, Precinct 1	474	1,185	Pentland Township, Precinct 1	3 100.00%	3
Luce County Michigan - Total	474	1,185	Luce County Michigan - Total	3 100.00%	3
Cumulative			Cumulative		
Cumulative	0	0	Cumulative	0	0
Cumulative - Total	0	0	Cumulative - Total	0	0
County - Total	474	1,185	County - Total	3 100.00%	3

Township Trustee for Columbus Township (DEM) (Vote for 2) DEM

Precinct	Times Cast	Registered Voters	Precinct	Write-in	Total Votes
County			County		
Luce County Michigan			Luce County Michigan		
Columbus Township, Precinct 1	75	179	Columbus Township, Precinct 1	3 100.00%	3
Luce County Michigan - Total	75	179	Luce County Michigan - Total	3 100.00%	3
Cumulative			Cumulative		
Cumulative	0	0	Cumulative	0	0
Cumulative - Total	0	0	Cumulative - Total	0	0
County - Total	75	179	County - Total	3 100.00%	3

Township Trustee for Lakefield Township (DEM) (Vote for 2) DEM

Precinct	Times Cast	Registered Voters	Precinct	Write-in	Total Votes
County			County		
Luce County Michigan			Luce County Michigan		
Lakefield Township, Precinct 1	448	945	Lakefield Township, Precinct 1	9 100.00%	9
Luce County Michigan - Total	448	945	Luce County Michigan - Total	9 100.00%	9
Cumulative			Cumulative		
Cumulative	0	0	Cumulative	0	0
Cumulative - Total	0	0	Cumulative - Total	0	0
County - Total	448	945	County - Total	9 100.00%	9

Township Trustee for McMillan Township (DEM) (Vote for 2) DEM

Precinct	Times Cast	Registered Voters	Precinct	Write-In		Total Votes
County			County			
Luce County Michigan			Luce County Michigan			
McMillan Township, Precinct 1	711	2,077	McMillan Township, Precinct 1	12	100.00%	12
Luce County Michigan - Total	711	2,077	Luce County Michigan - Total	12	100.00%	12
Cumulative			Cumulative			
Cumulative	0	0	Cumulative	0		0
Cumulative - Total	0	0	Cumulative - Total	0		0
County - Total	711	2,077	County - Total	12	100.00%	12

Township Trustee for Pentland Township (DEM) (Vote for 2) DEM

Precinct	Times Cast	Registered Voters	Precinct	Write-in		Total Votes
County			County			
Luce County Michigan			Luce County Michigan			
Pentland Township, Precinct 1	474	1,185	Pentland Township, Precinct 1	4	100.00%	4
Luce County Michigan - Total	474	1,185	Luce County Michigan - Total	4	100.00%	4
Cumulative			Cumulative			
Cumulative	0	0	Cumulative	0		0
Cumulative - Total	0	0	Cumulative - Total	0		0
County - Total	474	1,185	County - Total	4	100.00%	4

**Delegate to the County Convention for Columbus Township, Precinct 1 (DEM) (Vote for 1)
DEM**

Precinct	Times Cast	Registered Voters	Precinct	Write-in	Total Votes
County			County		
Luce County Michigan			Luce County Michigan		
Columbus Township, Precinct 1	75	179	Columbus Township, Precinct 1	2 100.00%	2
Luce County Michigan - Total	75	179	Luce County Michigan - Total	2 100.00%	2
Cumulative			Cumulative		
Cumulative	0	0	Cumulative	0	0
Cumulative - Total	0	0	Cumulative - Total	0	0
County - Total	75	179	County - Total	2 100.00%	2

**Delegate to the County Convention for Lakefield Township, Precinct 1
(DEM) (Vote for 1)
DEM**

Precinct	Times Cast	Registered Voters	Precinct	Write-in	Total Votes
County			County		
Luce County Michigan			Luce County Michigan		
Lakefield Township, Precinct 1	448	945	Lakefield Township, Precinct 1	6 100.00%	6
Luce County Michigan - Total	448	945	Luce County Michigan - Total	6 100.00%	6
Cumulative			Cumulative		
Cumulative	0	0	Cumulative	0	0
Cumulative - Total	0	0	Cumulative - Total	0	0
County - Total	448	945	County - Total	6 100.00%	6

**Delegate to the County Convention for McMillan Township, Precinct 1
(DEM) (Vote for 1)
DEM**

Precinct	Times Cast	Registered Voters	Precinct	Write-in	Total Votes
County			County		
Luce County Michigan			Luce County Michigan		
McMillan Township, Precinct 1	711	2,077	McMillan Township, Precinct 1	9 100.00%	9
Luce County Michigan - Total	711	2,077	Luce County Michigan - Total	9 100.00%	9
Cumulative			Cumulative		
Cumulative	0	0	Cumulative	0	0
Cumulative - Total	0	0	Cumulative - Total	0	0
County - Total	711	2,077	County - Total	9 100.00%	9

**Delegate to the County Convention for Pentland Township, Precinct 1
(DEM) (Vote for 1)
DEM**

Precinct	Times Cast	Registered Voters	Precinct	Write-in	Total Votes
County			County		
Luce County Michigan			Luce County Michigan		
Pentland Township, Precinct 1	474	1,185	Pentland Township, Precinct 1	3 100.00%	3
Luce County Michigan - Total	474	1,185	Luce County Michigan - Total	3 100.00%	3
Cumulative			Cumulative		
Cumulative	0	0	Cumulative	0	0
Cumulative - Total	0	0	Cumulative - Total	0	0
County - Total	474	1,185	County - Total	3 100.00%	3

County Prosecuting Attorney for Luce Countyt (REP) (Vote for 1) REP

Precinct	Times Cast	Registered Voters	Precinct	Joshua B. Freed		Write-in		Total Votes
County			County					
Luce County Michigan			Luce County Michigan					
Columbus Township, Precinct 1	75	179	Columbus Township, Precinct 1	53	100.00%	0	0.00%	53
Lakefield Township, Precinct 1	448	945	Lakefield Township, Precinct 1	305	99.67%	1	0.33%	306
McMillan Township, Precinct 1	711	2,077	McMillan Township, Precinct 1	432	98.63%	6	1.37%	438
Pentland Township, Precinct 1	474	1,185	Pentland Township, Precinct 1	320	99.38%	2	0.62%	322
Luce County Michigan - Total	1,708	4,386	Luce County Michigan - Total	1,110	99.20%	9	0.80%	1,119
Cumulative			Cumulative					
Cumulative	0	0	Cumulative	0		0		0
Cumulative - Total	0	0	Cumulative - Total	0		0		0
County - Total	1,708	4,386	County - Total	1,110	99.20%	9	0.80%	1,119

County Sheriff for Luce County (REP) (Vote for 1) REP

Precinct	Times Cast	Registered Voters	Precinct	John G. Cischke	Michael J. Fossum	Write-In	Total Votes
County			County				
Luce County Michigan			Luce County Michigan				
Columbus Township, Precinct 1	75	179	Columbus Township, Precinct 1	48 78.69%	13 21.31%	0 0.00%	61
Lakefield Township, Precinct 1	448	945	Lakefield Township, Precinct 1	269 74.52%	92 25.48%	0 0.00%	361
McMillan Township, Precinct 1	711	2,077	McMillan Township, Precinct 1	309 60.12%	203 39.49%	2 0.39%	514
Pentland Township, Precinct 1	474	1,185	Pentland Township, Precinct 1	251 67.29%	122 32.71%	0 0.00%	373
Luce County Michigan - Total	1,708	4,386	Luce County Michigan - Total	877 67.00%	430 32.85%	2 0.15%	1,309
Cumulative			Cumulative				
Cumulative	0	0	Cumulative	0	0	0	0
Cumulative - Total	0	0	Cumulative - Total	0	0	0	0
County - Total	1,708	4,386	County - Total	877 67.00%	430 32.85%	2 0.15%	1,309

County Clerk / Register of Deeds for Luce County (REP) (Vote for 1) REP

Precinct	Times Cast	Registered Voters	Precinct	Sharon J. Price	Write-In	Total Votes
County			County			
Luce County Michigan			Luce County Michigan			
Columbus Township, Precinct 1	75	179	Columbus Township, Precinct 1	53 100.00%	0 0.00%	53
Lakefield Township, Precinct 1	448	945	Lakefield Township, Precinct 1	315 100.00%	0 0.00%	315
McMillan Township, Precinct 1	711	2,077	McMillan Township, Precinct 1	468 99.36%	3 0.64%	471
Pentland Township, Precinct 1	474	1,185	Pentland Township, Precinct 1	326 100.00%	0 0.00%	326
Luce County Michigan - Total	1,708	4,386	Luce County Michigan - Total	1,162 99.74%	3 0.26%	1,165
Cumulative			Cumulative			
Cumulative	0	0	Cumulative	0	0	0
Cumulative - Total	0	0	Cumulative - Total	0	0	0
County - Total	1,708	4,386	County - Total	1,162 99.74%	3 0.26%	1,165

County Treasurer for Luce County (REP) (Vote for 1) REP

Precinct	Times Cast	Registered Voters	Precinct	Darlene A. Kisro		Write-In		Total Votes
County			County					
Luce County Michigan			Luce County Michigan					
Columbus Township, Precinct 1	75	179	Columbus Township, Precinct 1	53	100.00%	0	0.00%	53
Lakefield Township, Precinct 1	448	945	Lakefield Township, Precinct 1	296	99.00%	3	1.00%	299
McMillan Township, Precinct 1	711	2,077	McMillan Township, Precinct 1	447	99.78%	1	0.22%	448
Pentland Township, Precinct 1	474	1,185	Pentland Township, Precinct 1	310	99.36%	2	0.64%	312
Luce County Michigan - Total	1,708	4,386	Luce County Michigan - Total	1,106	99.46%	6	0.54%	1,112
Cumulative			Cumulative					
Cumulative	0	0	Cumulative	0		0		0
Cumulative - Total	0	0	Cumulative - Total	0		0		0
County - Total	1,708	4,386	County - Total	1,106	99.46%	6	0.54%	1,112

County Commissioner for County Commissioner District 1 (REP)
(Vote for 1)
REP

Precinct	Times Cast	Registered Voters	Precinct	Nancy Morrison		Write-in		Total Votes
County			County					
Luce County Michigan			Luce County Michigan					
McMillan Township, Precinct 1	230	803	McMillan Township, Precinct 1	166	98.81%	2	1.19%	168
Luce County Michigan - Total	230	803	Luce County Michigan - Total	166	98.81%	2	1.19%	168
Cumulative			Cumulative					
Cumulative	0	0	Cumulative	0		0		0
Cumulative - Total	0	0	Cumulative - Total	0		0		0
County - Total	230	803	County - Total	166	98.81%	2	1.19%	168

County Commissioner for County Commissioner District 2 (REP)
(Vote for 1)
REP

Precinct	Times Cast	Registered Voters	Precinct	Michelle Clark	Write-in	Total Votes
County			County			
Luce County Michigan			Luce County Michigan			
McMillan Township, Precinct 1	306	806	McMillan Township, Precinct 1	186 98.94%	2 1.06%	188
Luce County Michigan - Total	306	806	Luce County Michigan - Total	186 98.94%	2 1.06%	188
Cumulative			Cumulative			
Cumulative	0	0	Cumulative	0	0	0
Cumulative - Total	0	0	Cumulative - Total	0	0	0
County - Total	306	806	County - Total	186 98.94%	2 1.06%	188

County Commissioner for County Commissioner District 3 (REP)
(Vote for 1)
REP

Precinct	Times Cast	Registered Voters	Precinct	Kevin R. Erickson		Write-in		Total Votes
County			County					
Luce County Michigan			Luce County Michigan					
McMillan Township, Precinct 1	175	468	McMillan Township, Precinct 1	113	100.00%	0	0.00%	113
Pentland Township, Precinct 1	104	339	Pentland Township, Precinct 1	66	100.00%	0	0.00%	66
Luce County Michigan - Total	279	807	Luce County Michigan - Total	179	100.00%	0	0.00%	179
Cumulative			Cumulative					
Cumulative	0	0	Cumulative	0		0		0
Cumulative - Total	0	0	Cumulative - Total	0		0		0
County - Total	279	807	County - Total	179	100.00%	0	0.00%	179

County Commissioner for County Commissioner District 4 (REP)
(Vote for 1)
REP

Precinct	Times Cast	Registered Voters	Precinct	William Henry		Write-in		Total Votes
County			County					
Luce County Michigan			Luce County Michigan					
Lakefield Township, Precinct 1	39	81	Lakefield Township, Precinct 1	27	100.00%	0	0.00%	27
Pentland Township, Precinct 1	370	846	Pentland Township, Precinct 1	239	99.58%	1	0.42%	240
Luce County Michigan - Total	409	927	Luce County Michigan - Total	266	99.63%	1	0.37%	267
Cumulative			Cumulative					
Cumulative	0	0	Cumulative	0		0		0
Cumulative - Total	0	0	Cumulative - Total	0		0		0
County - Total	409	927	County - Total	266	99.63%	1	0.37%	267

County Commissioner for County Commissioner District 5 (REP)
(Vote for 1)
REP

Precinct	Times Cast	Registered Voters	Precinct	Phyllis M. French	Write-in	Total Votes
County			County			
Luce County Michigan			Luce County Michigan			
Columbus Township, Precinct 1	75	179	Columbus Township, Precinct 1	54 100.00%	0 0.00%	54
Lakefield Township, Precinct 1	409	864	Lakefield Township, Precinct 1	256 98.46%	4 1.54%	260
Luce County Michigan - Total	484	1,043	Luce County Michigan - Total	310 98.73%	4 1.27%	314
Cumulative			Cumulative			
Cumulative	0	0	Cumulative	0	0	0
Cumulative - Total	0	0	Cumulative - Total	0	0	0
County - Total	484	1,043	County - Total	310 98.73%	4 1.27%	314

Township Supervisor for Columbus Township (REP) (Vote for 1) REP

Precinct	Times Cast	Registered Voters	Precinct	Jeannie M. King		Write-in		Total Votes
County			County					
Luce County Michigan			Luce County Michigan					
Columbus Township, Precinct 1	75	179	Columbus Township, Precinct 1	55	100.00%	0	0.00%	55
Luce County Michigan - Total	75	179	Luce County Michigan - Total	55	100.00%	0	0.00%	55
Cumulative			Cumulative					
Cumulative	0	0	Cumulative	0		0		0
Cumulative - Total	0	0	Cumulative - Total	0		0		0
County - Total	75	179	County - Total	55	100.00%	0	0.00%	55

Township Supervisor for Lakefield Township (REP) (Vote for 1) REP

Precinct	Times Cast	Registered Voters	Precinct	Tom Dennis		Write-In		Total Votes
County			County					
Luce County Michigan			Luce County Michigan					
Lakefield Township, Precinct 1	448	945	Lakefield Township, Precinct 1	293	99.66%	1	0.34%	294
Luce County Michigan - Total	448	945	Luce County Michigan - Total	293	99.66%	1	0.34%	294
Cumulative			Cumulative					
Cumulative	0	0	Cumulative	0		0		0
Cumulative - Total	0	0	Cumulative - Total	0		0		0
County - Total	448	945	County - Total	293	99.66%	1	0.34%	294

Township Supervisor for McMillan Township (REP) (Vote for 1) REP

Precinct	Times Cast	Registered Voters	Precinct	Arthur F. Schultz		Write-in		Total Votes
County			County					
Luce County Michigan			Luce County Michigan					
McMillan Township, Precinct 1	711	2,077	McMillan Township, Precinct 1	472	100.00%	0	0.00%	472
Luce County Michigan - Total	711	2,077	Luce County Michigan - Total	472	100.00%	0	0.00%	472
Cumulative			Cumulative					
Cumulative	0	0	Cumulative	0		0		0
Cumulative - Total	0	0	Cumulative - Total	0		0		0
County - Total	711	2,077	County - Total	472	100.00%	0	0.00%	472

Township Supervisor for Pentland Township (REP) (Vote for 1) REP

Precinct	Times Cast	Registered Voters	Precinct	Janet K. Maki		Write-In		Total Votes
County			County					
Luce County Michigan			Luce County Michigan					
Pentland Township, Precinct 1	474	1,185	Pentland Township, Precinct 1	301	99.67%	1	0.33%	302
Luce County Michigan - Total	474	1,185	Luce County Michigan - Total	301	99.67%	1	0.33%	302
Cumulative			Cumulative					
Cumulative	0	0	Cumulative	0		0		0
Cumulative - Total	0	0	Cumulative - Total	0		0		0
County - Total	474	1,185	County - Total	301	99.67%	1	0.33%	302

Township Clerk for Columbus Township (REP) (Vote for 1) REP

Precinct	Times Cast	Registered Voters	Precinct	Donald L. Leech		Write-In		Total Votes
County			County					
Luce County Michigan			Luce County Michigan					
Columbus Township, Precinct 1	75	179	Columbus Township, Precinct 1	55	100.00%	0	0.00%	55
Luce County Michigan - Total	75	179	Luce County Michigan - Total	55	100.00%	0	0.00%	55
Cumulative			Cumulative					
Cumulative	0	0	Cumulative	0		0		0
Cumulative - Total	0	0	Cumulative - Total	0		0		0
County - Total	75	179	County - Total	55	100.00%	0	0.00%	55

Township Clerk for Lakefield Township (REP) (Vote for 1) REP

Precinct	Times Cast	Registered Voters	Precinct	Write-in	Total Votes
County			County		
Luce County Michigan			Luce County Michigan		
Lakefield Township, Precinct 1	448	945	Lakefield Township, Precinct 1	18 100.00%	18
Luce County Michigan - Total	448	945	Luce County Michigan - Total	18 100.00%	18
Cumulative			Cumulative		
Cumulative	0	0	Cumulative	0	0
Cumulative - Total	0	0	Cumulative - Total	0	0
County - Total	448	945	County - Total	18 100.00%	18

Township Clerk for McMillan Township (REP) (Vote for 1) REP

Precinct	Times Cast	Registered Voters	Precinct	Joseph F. Villemure	Write-In	Total Votes
County			County			
Luce County Michigan			Luce County Michigan			
McMillan Township, Precinct 1	711	2,077	McMillan Township, Precinct 1	471	100.00%	471
Luce County Michigan - Total	711	2,077	Luce County Michigan - Total	471	100.00%	471
Cumulative			Cumulative			
Cumulative	0	0	Cumulative	0	0	0
Cumulative - Total	0	0	Cumulative - Total	0	0	0
County - Total	711	2,077	County - Total	471	100.00%	471

Township Clerk for Pentland Township (REP) (Vote for 1) REP

Precinct	Times Cast	Registered Voters	Precinct	Gregory Rathje		Write-in		Total Votes
County			County					
Luce County Michigan			Luce County Michigan					
Pentland Township, Precinct 1	474	1,185	Pentland Township, Precinct 1	312	99.36%	2	0.64%	314
Luce County Michigan - Total	474	1,185	Luce County Michigan - Total	312	99.36%	2	0.64%	314
Cumulative			Cumulative					
Cumulative	0	0	Cumulative	0		0		0
Cumulative - Total	0	0	Cumulative - Total	0		0		0
County - Total	474	1,185	County - Total	312	99.36%	2	0.64%	314

Township Treasurer for Columbus Township (REP) (Vote for 1) REP

Precinct	Times Cast	Registered Voters	Precinct	Kelly D. King	Write-In	Total Votes
County			County			
Luce County Michigan			Luce County Michigan			
Columbus Township, Precinct 1	75	179	Columbus Township, Precinct 1	55 100.00%	0 0.00%	55
Luce County Michigan - Total	75	179	Luce County Michigan - Total	55 100.00%	0 0.00%	55
Cumulative			Cumulative			
Cumulative	0	0	Cumulative	0	0	0
Cumulative - Total	0	0	Cumulative - Total	0	0	0
County - Total	75	179	County - Total	55 100.00%	0 0.00%	55

Township Treasurer for Lakefield Township (REP) (Vote for 1) REP

Precinct	Times Cast	Registered Voters	Precinct	John Bell Jr.		Denise Taylor		Write-in		Total Votes
County			County							
Luce County Michigan			Luce County Michigan							
Lakefield Township, Precinct 1	448	945	Lakefield Township, Precinct 1	136	39.53%	208	60.47%	0	0.00%	344
Luce County Michigan - Total	448	945	Luce County Michigan - Total	136	39.53%	208	60.47%	0	0.00%	344
Cumulative			Cumulative							
Cumulative	0	0	Cumulative	0		0		0		0
Cumulative - Total	0	0	Cumulative - Total	0		0		0		0
County - Total	448	945	County - Total	136	39.53%	208	60.47%	0	0.00%	344

Township Treasurer for McMillan Township (REP) (Vote for 1) REP

Precinct	Times Cast	Registered Voters	Precinct	Charles D. Medelis		Write-in		Total Votes
County			County					
Luce County Michigan			Luce County Michigan					
McMillan Township, Precinct 1	711	2,077	McMillan Township, Precinct 1	427	99.07%	4	0.93%	431
Luce County Michigan - Total	711	2,077	Luce County Michigan - Total	427	99.07%	4	0.93%	431
Cumulative			Cumulative					
Cumulative	0	0	Cumulative	0		0		0
Cumulative - Total	0	0	Cumulative - Total	0		0		0
County - Total	711	2,077	County - Total	427	99.07%	4	0.93%	431

Township Treasurer for Pentland Township (REP) (Vote for 1) REP

Precinct	Times Cast	Registered Voters	Precinct	Jean Foley	Write-in	Total Votes
County			County			
Luce County Michigan			Luce County Michigan			
Pentland Township, Precinct 1	474	1,185	Pentland Township, Precinct 1	305 99.35%	2 0.65%	307
Luce County Michigan - Total	474	1,185	Luce County Michigan - Total	305 99.35%	2 0.65%	307
Cumulative			Cumulative			
Cumulative	0	0	Cumulative	0	0	0
Cumulative - Total	0	0	Cumulative - Total	0	0	0
County - Total	474	1,185	County - Total	305 99.35%	2 0.65%	307

Township Trustee for Columbus Township (REP) (Vote for 2) REP

Precinct	Times Cast	Registered Voters	Precinct	Edward Auge	Emerson Smith	Write-in	Total Votes
County			County				
Luce County Michigan			Luce County Michigan				
Columbus Township, Precinct 1	75	179	Columbus Township, Precinct 1	50 53.76%	43 46.24%	0 0.00%	93
Luce County Michigan - Total	75	179	Luce County Michigan - Total	50 53.76%	43 46.24%	0 0.00%	93
Cumulative			Cumulative				
Cumulative	0	0	Cumulative	0	0	0	0
Cumulative - Total	0	0	Cumulative - Total	0	0	0	0
County - Total	75	179	County - Total	50 53.76%	43 46.24%	0 0.00%	93

Township Trustee for Lakefield Township (REP) (Vote for 2) REP

Precinct	Times Cast	Registered Voters	Precinct	Michael F. French	Todd J. Plesscher	Write-In	Total Votes
County			County				
Luce County Michigan			Luce County Michigan				
Lakefield Township, Precinct 1	448	945	Lakefield Township, Precinct 1	165 38.37%	263 61.16%	2 0.47%	430
Luce County Michigan - Total	448	945	Luce County Michigan - Total	165 38.37%	263 61.16%	2 0.47%	430
Cumulative			Cumulative				
Cumulative	0	0	Cumulative	0	0	0	0
Cumulative - Total	0	0	Cumulative - Total	0	0	0	0
County - Total	448	945	County - Total	165 38.37%	263 61.16%	2 0.47%	430

Township Trustee for McMillan Township (REP) (Vote for 2) REP

Precinct	Times Cast	Registered Voters	Precinct	Teddy L. Nutkins		Tom Rahilly		Write-in		Total Votes
County			County							
Luce County Michigan			Luce County Michigan							
McMillan Township, Precinct 1	711	2,077	McMillan Township, Precinct 1	361	50.63%	350	49.09%	2	0.28%	713
Luce County Michigan - Total	711	2,077	Luce County Michigan - Total	361	50.63%	350	49.09%	2	0.28%	713
Cumulative			Cumulative							
Cumulative	0	0	Cumulative	0		0		0		0
Cumulative - Total	0	0	Cumulative - Total	0		0		0		0
County - Total	711	2,077	County - Total	361	50.63%	350	49.09%	2	0.28%	713

Township Trustee for Pentland Township (REP) (Vote for 2) REP

Precinct	Times Cast	Registered Voters	Precinct	William H. Glime		Martin C. Lehto		Write-in		Total Votes
County			County							
Luce County Michigan			Luce County Michigan							
Pentland Township, Precinct 1	474	1,185	Pentland Township, Precinct 1	232	46.77%	263	53.02%	1	0.20%	496
Luce County Michigan - Total	474	1,185	Luce County Michigan - Total	232	46.77%	263	53.02%	1	0.20%	496
Cumulative			Cumulative							
Cumulative	0	0	Cumulative	0		0		0		0
Cumulative - Total	0	0	Cumulative - Total	0		0		0		0
County - Total	474	1,185	County - Total	232	46.77%	263	53.02%	1	0.20%	496

**Delegate to the County Convention for Columbus Township, Precinct 1 (REP) (Vote for 1)
REP**

Precinct	Times Cast	Registered Voters	Precinct	Write-in	Total Votes
County			County		
Luce County Michigan			Luce County Michigan		
Columbus Township, Precinct 1	75	179	Columbus Township, Precinct 1	3 100.00%	3
Luce County Michigan - Total	75	179	Luce County Michigan - Total	3 100.00%	3
Cumulative			Cumulative		
Cumulative	0	0	Cumulative	0	0
Cumulative - Total	0	0	Cumulative - Total	0	0
County - Total	75	179	County - Total	3 100.00%	3

**Delegate to the County Convention for Lakefield Township, Precinct 1
(REP) (Vote for 1)
REP**

Precinct	Times Cast	Registered Voters	Precinct	Write-in	Total Votes
County			County		
Luce County Michigan			Luce County Michigan		
Lakefield Township, Precinct 1	448	945	Lakefield Township, Precinct 1	19 100.00%	19
Luce County Michigan - Total	448	945	Luce County Michigan - Total	19 100.00%	19
Cumulative			Cumulative		
Cumulative	0	0	Cumulative	0	0
Cumulative - Total	0	0	Cumulative - Total	0	0
County - Total	448	945	County - Total	19 100.00%	19

**Delegate to the County Convention for McMillan Township, Precinct 1
(REP) (Vote for 1)
REP**

Precinct	Times Cast	Registered Voters	Precinct	Write-in	Total Votes
County			County		
Luce County Michigan			Luce County Michigan		
McMillan Township, Precinct 1	711	2,077	McMillan Township, Precinct 1	52 100.00%	52
Luce County Michigan - Total	711	2,077	Luce County Michigan - Total	52 100.00%	52
Cumulative			Cumulative		
Cumulative	0	0	Cumulative	0	0
Cumulative - Total	0	0	Cumulative - Total	0	0
County - Total	711	2,077	County - Total	52 100.00%	52

**Delegate to the County Convention for Pentland Township, Precinct 1
(REP) (Vote for 1)
REP**

Precinct	Times Cast	Registered Voters	Precinct	Write-in	Total Votes
County			County		
Luce County Michigan			Luce County Michigan		
Pentland Township, Precinct 1	474	1,185	Pentland Township, Precinct 1	19 100.00%	19
Luce County Michigan - Total	474	1,185	Luce County Michigan - Total	19 100.00%	19
Cumulative			Cumulative		
Cumulative	0	0	Cumulative	0	0
Cumulative - Total	0	0	Cumulative - Total	0	0
County - Total	474	1,185	County - Total	19 100.00%	19

Luce County Ambulance Millage Proposal (Vote for 1)

Precinct	Times Cast	Registered Voters	Precinct	Yes	No	Total Votes
County			County			
Luce County Michigan			Luce County Michigan			
Columbus Township, Precinct 1	75	179	Columbus Township, Precinct 1	46 71.88%	18 28.13%	64
Lakefield Township, Precinct 1	448	945	Lakefield Township, Precinct 1	304 72.55%	115 27.45%	419
McMillan Township, Precinct 1	711	2,077	McMillan Township, Precinct 1	562 84.01%	107 15.99%	669
Pentland Township, Precinct 1	474	1,185	Pentland Township, Precinct 1	384 84.03%	73 15.97%	457
Luce County Michigan - Total	1,708	4,386	Luce County Michigan - Total	1,296 80.55%	313 19.45%	1,609
Cumulative			Cumulative			
Cumulative	0	0	Cumulative	0	0	0
Cumulative - Total	0	0	Cumulative - Total	0	0	0
County - Total	1,708	4,386	County - Total	1,296 80.55%	313 19.45%	1,609

Luce County Animal Shelter Millage Proposal (Vote for 1)

Precinct	Times Cast	Registered Voters	Precinct	Yes	No	Total Votes
County			County			
Luce County Michigan			Luce County Michigan			
Columbus Township, Precinct 1	75	179	Columbus Township, Precinct 1	36 57.14%	27 42.86%	63
Lakefield Township, Precinct 1	448	945	Lakefield Township, Precinct 1	211 50.36%	208 49.64%	419
McMillan Township, Precinct 1	711	2,077	McMillan Township, Precinct 1	480 71.43%	192 28.57%	672
Pentland Township, Precinct 1	474	1,185	Pentland Township, Precinct 1	320 69.41%	141 30.59%	461
Luce County Michigan - Total	1,708	4,386	Luce County Michigan - Total	1,047 64.83%	568 35.17%	1,615
Cumulative			Cumulative			
Cumulative	0	0	Cumulative	0	0	0
Cumulative - Total	0	0	Cumulative - Total	0	0	0
County - Total	1,708	4,386	County - Total	1,047 64.83%	568 35.17%	1,615

Luce County Library Millage Proposal (Vote for 1)

Precinct	Times Cast	Registered Voters	Precinct	Yes	No	Total Votes
County			County			
Luce County Michigan			Luce County Michigan			
Columbus Township, Precinct 1	75	179	Columbus Township, Precinct 1	39 59.09%	27 40.91%	66
Lakefield Township, Precinct 1	448	945	Lakefield Township, Precinct 1	224 53.59%	194 46.41%	418
McMillan Township, Precinct 1	711	2,077	McMillan Township, Precinct 1	490 73.13%	180 26.87%	670
Pentland Township, Precinct 1	474	1,185	Pentland Township, Precinct 1	317 70.44%	133 29.56%	450
Luce County Michigan - Total	1,708	4,386	Luce County Michigan - Total	1,070 66.71%	534 33.29%	1,604
Cumulative			Cumulative			
Cumulative	0	0	Cumulative	0	0	0
Cumulative - Total	0	0	Cumulative - Total	0	0	0
County - Total	1,708	4,386	County - Total	1,070 66.71%	534 33.29%	1,604

Luce County Veterans Services Millage Proposal (Vote for 1)

Precinct	Times Cast	Registered Voters	Precinct	Yes	No	Total Votes
County			County			
Luce County Michigan			Luce County Michigan			
Columbus Township, Precinct 1	75	179	Columbus Township, Precinct 1	46 69.70%	20 30.30%	66
Lakefield Township, Precinct 1	448	945	Lakefield Township, Precinct 1	311 73.87%	110 26.13%	421
McMillan Township, Precinct 1	711	2,077	McMillan Township, Precinct 1	564 84.30%	105 15.70%	669
Pentland Township, Precinct 1	474	1,185	Pentland Township, Precinct 1	371 82.26%	80 17.74%	451
Luce County Michigan - Total	1,708	4,386	Luce County Michigan - Total	1,292 80.40%	315 19.60%	1,607
Cumulative			Cumulative			
Cumulative	0	0	Cumulative	0	0	0
Cumulative - Total	0	0	Cumulative - Total	0	0	0
County - Total	1,708	4,386	County - Total	1,292 80.40%	315 19.60%	1,607


State of Michigan County of LUCE ss.

We Hereby Certify, That the foregoing is a correct transcript of the Statement of the Board of County Canvassers, of the County of LUCE, of the voters given in such County for the indicated candidates and proposals at the Election held on Tuesday August 4, 2020, as appears from the original statement on file in the office of the County Clerk.

In Witness Whereof, We have hereunto set our hands and caused

To be affixed the Seal of the Circuit Court for the County of Luce

This 5th day of August, 2020.



David Carmody



Billie Jo Vantassel




Robert Cameron



John Waltman

Attest:

 (Seal)

Sharon J. Price

Clerk of the Board of County Canvassers

Statement of Votes Cast

Open Primary

Mackinac County, Michigan

August 04, 2020

SOVC for: All Contests, All Districts, All Counting Groups

Precinct	Registered Voters	Cards Cast	Voters Cast	% Turnout
County				
Mackinac County Michigan				
City of Mackinac Island, Precinct 1	798	190	190	23.81%
City of St. Ignace, Precinct 1	2,130	527	527	24.74%
Bois Blanc Township, Precinct 1	114	56	56	49.12%
Brevort Township, Precinct 1	457	147	147	32.17%
Clark Township, Precinct 1	1,752	652	652	37.21%
Garfield Township, Precinct 1	211	178	178	84.36%
Garfield Township, Precinct 2	696	202	202	29.02%
Hendricks Township, Precinct 1	113	64	64	56.64%
Hudson Township, Precinct 1	171	62	62	36.26%
Marquette Township, Precinct 1	508	194	194	38.19%
Moran Township, Precinct 1	948	364	364	38.40%
Newton Township, Precinct 1	389	128	128	32.90%
Portage Township, Precinct 1	782	372	372	47.57%
St. Ignace Township, Precinct 1	732	207	207	28.28%
Mackinac County Michigan - Total	9,801	3,343	3,343	34.11%
Cumulative				
Cumulative	0	0	0	N/A
Cumulative - Total	0	0	0	N/A
County - Total	9,801	3,343	3,343	34.11%

United States Senator (DEM) (Vote for 1) DEM

Precinct	Times Cast	Registered Voters
County		
Mackinac County Michigan		
City of Mackinac Island, Precinct 1	190	798
City of St. Ignace, Precinct 1	527	2,130
Bois Blanc Township, Precinct 1	56	114
Brevort Township, Precinct 1	147	457
Clark Township, Precinct 1	652	1,752
Garfield Township, Precinct 1	178	211
Garfield Township, Precinct 2	202	696
Hendricks Township, Precinct 1	64	113
Hudson Township, Precinct 1	62	171
Marquette Township, Precinct 1	194	508
Moran Township, Precinct 1	364	948
Newton Township, Precinct 1	128	389
Portage Township, Precinct 1	372	782
St. Ignace Township, Precinct 1	207	732
Mackinac County Michigan - Total	3,343	9,801
Cumulative		
Cumulative	0	0
Cumulative - Total	0	0
County - Total	3,343	9,801

Precinct	Gary Peters (DEM)	Total Votes	Unresolved Write-In
County			
Mackinac County Michigan			
City of Mackinac Island, Precinct 1	85	85	0
City of St. Ignace, Precinct 1	229	229	0
Bois Blanc Township, Precinct 1	17	17	0
Brevort Township, Precinct 1	40	40	0
Clark Township, Precinct 1	207	207	0
Garfield Township, Precinct 1	19	19	0
Garfield Township, Precinct 2	27	27	0
Hendricks Township, Precinct 1	16	16	0
Hudson Township, Precinct 1	20	20	0
Marquette Township, Precinct 1	42	42	1
Moran Township, Precinct 1	138	138	0
Newton Township, Precinct 1	28	28	0
Portage Township, Precinct 1	87	87	0
St. Ignace Township, Precinct 1	80	80	0
Mackinac County Michigan - Total	1,035	1,035	1
Cumulative			
Cumulative	0	0	0
Cumulative - Total	0	0	0
County - Total	1,035	1,035	1

Rep in Congress 1st District (DEM) (Vote for 1) DEM

Precinct	Times Cast	Registered Voters
County		
Mackinac County Michigan		
City of Mackinac Island, Precinct 1	190	798
City of St. Ignace, Precinct 1	527	2,130
Bois Blanc Township, Precinct 1	56	114
Brevort Township, Precinct 1	147	457
Clark Township, Precinct 1	652	1,752
Garfield Township, Precinct 1	178	211
Garfield Township, Precinct 2	202	696
Hendricks Township, Precinct 1	64	113
Hudson Township, Precinct 1	62	171
Marquette Township, Precinct 1	194	508
Moran Township, Precinct 1	364	948
Newton Township, Precinct 1	128	389
Portage Township, Precinct 1	372	782
St. Ignace Township, Precinct 1	207	732
Mackinac County Michigan - Total	3,343	9,801
Cumulative		
Cumulative	0	0
Cumulative - Total	0	0
County - Total	3,343	9,801

Precinct	Dana Ferguson (DEM)	Linda O'Dell (DEM)	Total Votes
County			
Mackinac County Michigan			
City of Mackinac Island, Precinct 1	59	29	88
City of St. Ignace, Precinct 1	133	98	231
Bois Blanc Township, Precinct 1	9	7	16
Brevort Township, Precinct 1	19	21	40
Clark Township, Precinct 1	135	63	198
Garfield Township, Precinct 1	15	4	19
Garfield Township, Precinct 2	17	9	26
Hendricks Township, Precinct 1	7	7	14
Hudson Township, Precinct 1	11	8	19
Marquette Township, Precinct 1	23	16	39
Moran Township, Precinct 1	83	47	130
Newton Township, Precinct 1	11	13	24
Portage Township, Precinct 1	52	26	78
St. Ignace Township, Precinct 1	52	27	79
Mackinac County Michigan - Total	626	375	1,001
Cumulative			
Cumulative	0	0	0
Cumulative - Total	0	0	0
County - Total	626	375	1,001

Precinct	Unresolved Write-In
County	
Mackinac County Michigan	
City of Mackinac Island, Precinct 1	0
City of St. Ignace, Precinct 1	0
Bois Blanc Township, Precinct 1	0
Brevort Township, Precinct 1	0
Clark Township, Precinct 1	0
Garfield Township, Precinct 1	0
Garfield Township, Precinct 2	0
Hendricks Township, Precinct 1	0
Hudson Township, Precinct 1	0
Marquette Township, Precinct 1	1
Moran Township, Precinct 1	0
Newton Township, Precinct 1	0
Portage Township, Precinct 1	0
St. Ignace Township, Precinct 1	0
Mackinac County Michigan - Total	1
Cumulative	
Cumulative	0
Cumulative - Total	0
County - Total	1

Rep in State Legislature 107th District (DEM) (Vote for 1) DEM

Precinct	Times Cast	Registered Voters
County		
Mackinac County Michigan		
City of Mackinac Island, Precinct 1	190	798
City of St. Ignace, Precinct 1	527	2,130
Bois Blanc Township, Precinct 1	56	114
Brevort Township, Precinct 1	147	457
Clark Township, Precinct 1	652	1,752
Garfield Township, Precinct 1	178	211
Garfield Township, Precinct 2	202	696
Hendricks Township, Precinct 1	64	113
Hudson Township, Precinct 1	62	171
Marquette Township, Precinct 1	194	508
Moran Township, Precinct 1	364	948
Newton Township, Precinct 1	128	389
Portage Township, Precinct 1	372	782
St. Ignace Township, Precinct 1	207	732
Mackinac County Michigan - Total	3,343	9,801
Cumulative		
Cumulative	0	0
Cumulative - Total	0	0
County - Total	3,343	9,801

Precinct	Jim Page (DEM)	Kurt Perron (DEM)	Total Votes
County			
Mackinac County Michigan			
City of Mackinac Island, Precinct 1	66	14	80
City of St. Ignace, Precinct 1	150	73	223
Bois Blanc Township, Precinct 1	10	6	16
Brevort Township, Precinct 1	19	20	39
Clark Township, Precinct 1	132	59	191
Garfield Township, Precinct 1	7	11	18
Garfield Township, Precinct 2	13	13	26
Hendricks Township, Precinct 1	8	7	15
Hudson Township, Precinct 1	17	1	18
Marquette Township, Precinct 1	27	11	38
Moran Township, Precinct 1	91	35	126
Newton Township, Precinct 1	16	7	23
Portage Township, Precinct 1	56	23	79
St. Ignace Township, Precinct 1	39	37	76
Mackinac County Michigan - Total	651	317	968
Cumulative			
Cumulative	0	0	0
Cumulative - Total	0	0	0
County - Total	651	317	968

Precinct	Unresolved Write-In
County	
Mackinac County Michigan	
City of Mackinac Island, Precinct 1	0
City of St. Ignace, Precinct 1	0
Bois Blanc Township, Precinct 1	0
Brevort Township, Precinct 1	0
Clark Township, Precinct 1	0
Garfield Township, Precinct 1	0
Garfield Township, Precinct 2	0
Hendricks Township, Precinct 1	0
Hudson Township, Precinct 1	0
Marquette Township, Precinct 1	0
Moran Township, Precinct 1	0
Newton Township, Precinct 1	0
Portage Township, Precinct 1	0
St. Ignace Township, Precinct 1	0
Mackinac County Michigan - Total	0
Cumulative	
Cumulative	0
Cumulative - Total	0
County - Total	0

St. Ignace Township, Precinct 1 Delegate (DEM) (Vote for 3) **DEM**

Precinct	Times Cast	Registered Voters
County		
Mackinac County Michigan		
St. Ignace Township, Precinct 1	207	732
Mackinac County Michigan - Total	207	732
Cumulative		
Cumulative	0	0
Cumulative - Total	0	0
County - Total	207	732

Precinct	Total Votes	Unresolved Write-In
County		
Mackinac County Michigan		
St. Ignace Township, Precinct 1	0	6
Mackinac County Michigan - Total	0	6
Cumulative		
Cumulative	0	0
Cumulative - Total	0	0
County - Total	0	6

United States Senator (REP) (Vote for 1) REP

Precinct	Times Cast	Registered Voters
County		
Mackinac County Michigan		
City of Mackinac Island, Precinct 1	190	798
City of St. Ignace, Precinct 1	527	2,130
Bois Blanc Township, Precinct 1	56	114
Brevort Township, Precinct 1	147	457
Clark Township, Precinct 1	652	1,752
Garfield Township, Precinct 1	178	211
Garfield Township, Precinct 2	202	696
Hendricks Township, Precinct 1	64	113
Hudson Township, Precinct 1	62	171
Marquette Township, Precinct 1	194	508
Moran Township, Precinct 1	364	948
Newton Township, Precinct 1	128	389
Portage Township, Precinct 1	372	782
St. Ignace Township, Precinct 1	207	732
Mackinac County Michigan - Total	3,343	9,801
Cumulative		
Cumulative	0	0
Cumulative - Total	0	0
County - Total	3,343	9,801

Precinct	John James (REP)	Total Votes	Unresolved Write-In
County			
Mackinac County Michigan			
City of Mackinac Island, Precinct 1	76	76	0
City of St. Ignace, Precinct 1	253	253	1
Bois Blanc Township, Precinct 1	25	25	0
Brevort Township, Precinct 1	80	80	1
Clark Township, Precinct 1	343	343	1
Garfield Township, Precinct 1	134	134	0
Garfield Township, Precinct 2	141	141	0
Hendricks Township, Precinct 1	37	37	1
Hudson Township, Precinct 1	29	29	0
Marquette Township, Precinct 1	137	137	1
Moran Township, Precinct 1	171	171	1
Newton Township, Precinct 1	53	53	1
Portage Township, Precinct 1	248	248	2
St. Ignace Township, Precinct 1	105	105	0
Mackinac County Michigan - Total	1,832	1,832	9
Cumulative			
Cumulative	0	0	0
Cumulative - Total	0	0	0
County - Total	1,832	1,832	9

Rep in Congress 1st District (REP) (Vote for 1) REP

Precinct	Times Cast	Registered Voters
County		
Mackinac County Michigan		
City of Mackinac Island, Precinct 1	190	798
City of St. Ignace, Precinct 1	527	2,130
Bois Blanc Township, Precinct 1	56	114
Brevort Township, Precinct 1	147	457
Clark Township, Precinct 1	652	1,752
Garfield Township, Precinct 1	178	211
Garfield Township, Precinct 2	202	696
Hendricks Township, Precinct 1	64	113
Hudson Township, Precinct 1	62	171
Marquette Township, Precinct 1	194	508
Moran Township, Precinct 1	364	948
Newton Township, Precinct 1	128	389
Portage Township, Precinct 1	372	782
St. Ignace Township, Precinct 1	207	732
Mackinac County Michigan - Total	3,343	9,801
Cumulative		
Cumulative	0	0
Cumulative - Total	0	0
County - Total	3,343	9,801

Precinct	Jack Bergman (REP)	Total Votes	Unresolved Write-In
County			
Mackinac County Michigan			
City of Mackinac Island, Precinct 1	76	76	0
City of St. Ignace, Precinct 1	259	259	0
Bois Blanc Township, Precinct 1	24	24	0
Brevort Township, Precinct 1	79	79	0
Clark Township, Precinct 1	341	341	2
Garfield Township, Precinct 1	130	130	0
Garfield Township, Precinct 2	146	146	0
Hendricks Township, Precinct 1	38	38	2
Hudson Township, Precinct 1	32	32	0
Marquette Township, Precinct 1	139	139	0
Moran Township, Precinct 1	170	170	0
Newton Township, Precinct 1	56	56	0
Portage Township, Precinct 1	243	243	3
St. Ignace Township, Precinct 1	106	106	0
Mackinac County Michigan - Total	1,839	1,839	7
Cumulative			
Cumulative	0	0	0
Cumulative - Total	0	0	0
County - Total	1,839	1,839	7

Rep in State Legislature 107th District (REP) (Vote for 1) REP

Precinct	Times Cast	Registered Voters
County		
Mackinac County Michigan		
City of Mackinac Island, Precinct 1	190	798
City of St. Ignace, Precinct 1	527	2,130
Bois Blanc Township, Precinct 1	56	114
Brevort Township, Precinct 1	147	457
Clark Township, Precinct 1	652	1,752
Garfield Township, Precinct 1	178	211
Garfield Township, Precinct 2	202	696
Hendricks Township, Precinct 1	64	113
Hudson Township, Precinct 1	62	171
Marquette Township, Precinct 1	194	508
Moran Township, Precinct 1	364	948
Newton Township, Precinct 1	128	389
Portage Township, Precinct 1	372	782
St. Ignace Township, Precinct 1	207	732
Mackinac County Michigan - Total	3,343	9,801
Cumulative		
Cumulative	0	0
Cumulative - Total	0	0
County - Total	3,343	9,801

Precinct	Tana Baldwin (REP)	John N. Damoose (REP)
County		
Mackinac County Michigan		
City of Mackinac Island, Precinct 1	8	32
City of St. Ignace, Precinct 1	11	147
Bois Blanc Township, Precinct 1	1	6
Brevort Township, Precinct 1	2	52
Clark Township, Precinct 1	4	205
Garfield Township, Precinct 1	2	74
Garfield Township, Precinct 2	5	78
Hendricks Township, Precinct 1	0	20
Hudson Township, Precinct 1	0	27
Marquette Township, Precinct 1	0	64
Moran Township, Precinct 1	0	106
Newton Township, Precinct 1	1	24
Portage Township, Precinct 1	9	151
St. Ignace Township, Precinct 1	3	65
Mackinac County Michigan - Total	46	1,051
Cumulative		
Cumulative	0	0
Cumulative - Total	0	0
County - Total	46	1,051

Precinct	Sue Fisher (REP)	Terry Lamb (REP)	David James Laughbaum (REP)	Damon Lieurance (REP)	Kathy Twardy (REP)	Total Votes	Unresolved Write-In
County							
Mackinac County Michigan							
City of Mackinac Island, Precinct 1	7	13	4	0	11	75	1
City of St. Ignace, Precinct 1	21	29	14	4	30	256	0
Bois Blanc Township, Precinct 1	7	5	2	1	2	24	0
Brevort Township, Precinct 1	11	9	2	2	1	79	0
Clark Township, Precinct 1	22	64	8	2	50	355	0
Garfield Township, Precinct 1	16	8	10	6	17	133	0
Garfield Township, Precinct 2	19	12	3	5	15	137	0
Hendricks Township, Precinct 1	9	5	1	3	3	41	2
Hudson Township, Precinct 1	0	2	3	0	0	32	0
Marquette Township, Precinct 1	5	33	4	10	19	135	0
Moran Township, Precinct 1	20	20	5	4	20	175	2
Newton Township, Precinct 1	9	7	7	0	5	53	0
Portage Township, Precinct 1	35	25	6	7	12	245	0
St. Ignace Township, Precinct 1	17	10	1	0	9	105	0
Mackinac County Michigan - Total	198	242	70	44	194	1,845	5
Cumulative							
Cumulative	0	0	0	0	0	0	0
Cumulative - Total	0	0	0	0	0	0	0
County - Total	198	242	70	44	194	1,845	5

County Prosecuting Attorney (REP) (Vote for 1) REP

Precinct	Times Cast	Registered Voters
County		
Mackinac County Michigan		
City of Mackinac Island, Precinct 1	190	798
City of St. Ignace, Precinct 1	527	2,130
Bois Blanc Township, Precinct 1	56	114
Brevort Township, Precinct 1	147	457
Clark Township, Precinct 1	652	1,752
Garfield Township, Precinct 1	178	211
Garfield Township, Precinct 2	202	696
Hendricks Township, Precinct 1	64	113
Hudson Township, Precinct 1	62	171
Marquette Township, Precinct 1	194	508
Moran Township, Precinct 1	364	948
Newton Township, Precinct 1	128	389
Portage Township, Precinct 1	372	782
St. Ignace Township, Precinct 1	207	732
Mackinac County Michigan - Total	3,343	9,801
Cumulative		
Cumulative	0	0
Cumulative - Total	0	0
County - Total	3,343	9,801

Precinct	J. Stuart Spencer (REP)	Total Votes	Unresolved Write-In
County			
Mackinac County Michigan			
City of Mackinac Island, Precinct 1	68	68	1
City of St. Ignace, Precinct 1	226	226	2
Bois Blanc Township, Precinct 1	20	20	0
Brevort Township, Precinct 1	74	74	1
Clark Township, Precinct 1	332	332	5
Garfield Township, Precinct 1	117	117	2
Garfield Township, Precinct 2	123	123	1
Hendricks Township, Precinct 1	33	33	2
Hudson Township, Precinct 1	25	25	0
Marquette Township, Precinct 1	136	136	1
Moran Township, Precinct 1	148	148	2
Newton Township, Precinct 1	49	49	2
Portage Township, Precinct 1	222	222	0
St. Ignace Township, Precinct 1	98	98	0
Mackinac County Michigan - Total	1,671	1,671	19
Cumulative			
Cumulative	0	0	0
Cumulative - Total	0	0	0
County - Total	1,671	1,671	19

County Prosecuting Attorney (DEM) (Vote for 1) DEM

Precinct	Times Cast	Registered Voters
County		
Mackinac County Michigan		
City of Mackinac Island, Precinct 1	190	798
City of St. Ignace, Precinct 1	527	2,130
Bois Blanc Township, Precinct 1	56	114
Brevort Township, Precinct 1	147	457
Clark Township, Precinct 1	652	1,752
Garfield Township, Precinct 1	178	211
Garfield Township, Precinct 2	202	696
Hendricks Township, Precinct 1	64	113
Hudson Township, Precinct 1	62	171
Marquette Township, Precinct 1	194	508
Moran Township, Precinct 1	364	948
Newton Township, Precinct 1	128	389
Portage Township, Precinct 1	372	782
St. Ignace Township, Precinct 1	207	732
Mackinac County Michigan - Total	3,343	9,801
Cumulative		
Cumulative	0	0
Cumulative - Total	0	0
County - Total	3,343	9,801

Precinct	Total Votes	Unresolved Write-In
County		
Mackinac County Michigan		
City of Mackinac Island, Precinct 1	0	9
City of St. Ignace, Precinct 1	0	13
Bois Blanc Township, Precinct 1	0	1
Brevort Township, Precinct 1	0	1
Clark Township, Precinct 1	0	12
Garfield Township, Precinct 1	0	2
Garfield Township, Precinct 2	0	1
Hendricks Township, Precinct 1	0	1
Hudson Township, Precinct 1	0	4
Marquette Township, Precinct 1	0	2
Moran Township, Precinct 1	0	3
Newton Township, Precinct 1	0	1
Portage Township, Precinct 1	0	9
St. Ignace Township, Precinct 1	0	8
Mackinac County Michigan - Total	0	67
Cumulative		
Cumulative	0	0
Cumulative - Total	0	0
County - Total	0	67

County Sheriff (DEM) (Vote for 1) DEM

Precinct	Times Cast	Registered Voters
County		
Mackinac County Michigan		
City of Mackinac Island, Precinct 1	190	798
City of St. Ignace, Precinct 1	527	2,130
Bois Blanc Township, Precinct 1	56	114
Brevort Township, Precinct 1	147	457
Clark Township, Precinct 1	652	1,752
Garfield Township, Precinct 1	178	211
Garfield Township, Precinct 2	202	696
Hendricks Township, Precinct 1	64	113
Hudson Township, Precinct 1	62	171
Marquette Township, Precinct 1	194	508
Moran Township, Precinct 1	364	948
Newton Township, Precinct 1	128	389
Portage Township, Precinct 1	372	782
St. Ignace Township, Precinct 1	207	732
Mackinac County Michigan - Total	3,343	9,801
Cumulative		
Cumulative	0	0
Cumulative - Total	0	0
County - Total	3,343	9,801

Precinct	Total Votes	Unresolved Write-In
County		
Mackinac County Michigan		
City of Mackinac Island, Precinct 1	0	8
City of St. Ignace, Precinct 1	0	12
Bois Blanc Township, Precinct 1	0	1
Brevort Township, Precinct 1	0	1
Clark Township, Precinct 1	0	13
Garfield Township, Precinct 1	0	2
Garfield Township, Precinct 2	0	1
Hendricks Township, Precinct 1	0	1
Hudson Township, Precinct 1	0	4
Marquette Township, Precinct 1	0	2
Moran Township, Precinct 1	0	3
Newton Township, Precinct 1	0	1
Portage Township, Precinct 1	0	10
St. Ignace Township, Precinct 1	0	8
Mackinac County Michigan - Total	0	67
Cumulative		
Cumulative	0	0
Cumulative - Total	0	0
County - Total	0	67

County Clerk (DEM) (Vote for 1) DEM

Precinct	Times Cast	Registered Voters
County		
Mackinac County Michigan		
City of Mackinac Island, Precinct 1	190	798
City of St. Ignace, Precinct 1	527	2,130
Bois Blanc Township, Precinct 1	56	114
Brevort Township, Precinct 1	147	457
Clark Township, Precinct 1	652	1,752
Garfield Township, Precinct 1	178	211
Garfield Township, Precinct 2	202	696
Hendricks Township, Precinct 1	64	113
Hudson Township, Precinct 1	62	171
Marquette Township, Precinct 1	194	508
Moran Township, Precinct 1	364	948
Newton Township, Precinct 1	128	389
Portage Township, Precinct 1	372	782
St. Ignace Township, Precinct 1	207	732
Mackinac County Michigan - Total	3,343	9,801
Cumulative		
Cumulative	0	0
Cumulative - Total	0	0
County - Total	3,343	9,801

Precinct	Total Votes	Unresolved Write-In
County		
Mackinac County Michigan		
City of Mackinac Island, Precinct 1	0	8
City of St. Ignace, Precinct 1	0	11
Bois Blanc Township, Precinct 1	0	1
Brevort Township, Precinct 1	0	1
Clark Township, Precinct 1	0	13
Garfield Township, Precinct 1	0	2
Garfield Township, Precinct 2	0	1
Hendricks Township, Precinct 1	0	1
Hudson Township, Precinct 1	0	4
Marquette Township, Precinct 1	0	2
Moran Township, Precinct 1	0	3
Newton Township, Precinct 1	0	2
Portage Township, Precinct 1	0	8
St. Ignace Township, Precinct 1	0	8
Mackinac County Michigan - Total	0	65
Cumulative		
Cumulative	0	0
Cumulative - Total	0	0
County - Total	0	65

County Treasurer (DEM) (Vote for 1) DEM

Precinct	Times Cast	Registered Voters
County		
Mackinac County Michigan		
City of Mackinac Island, Precinct 1	190	798
City of St. Ignace, Precinct 1	527	2,130
Bois Blanc Township, Precinct 1	56	114
Brevort Township, Precinct 1	147	457
Clark Township, Precinct 1	652	1,752
Garfield Township, Precinct 1	178	211
Garfield Township, Precinct 2	202	696
Hendricks Township, Precinct 1	64	113
Hudson Township, Precinct 1	62	171
Marquette Township, Precinct 1	194	508
Moran Township, Precinct 1	364	948
Newton Township, Precinct 1	128	389
Portage Township, Precinct 1	372	782
St. Ignace Township, Precinct 1	207	732
Mackinac County Michigan - Total	3,343	9,801
Cumulative		
Cumulative	0	0
Cumulative - Total	0	0
County - Total	3,343	9,801

Precinct	Total Votes	Unresolved Write-In
County		
Mackinac County Michigan		
City of Mackinac Island, Precinct 1	0	8
City of St. Ignace, Precinct 1	0	10
Bois Blanc Township, Precinct 1	0	1
Brevort Township, Precinct 1	0	1
Clark Township, Precinct 1	0	13
Garfield Township, Precinct 1	0	2
Garfield Township, Precinct 2	0	0
Hendricks Township, Precinct 1	0	1
Hudson Township, Precinct 1	0	4
Marquette Township, Precinct 1	0	2
Moran Township, Precinct 1	0	4
Newton Township, Precinct 1	0	1
Portage Township, Precinct 1	0	8
St. Ignace Township, Precinct 1	0	7
Mackinac County Michigan - Total	0	62
Cumulative		
Cumulative	0	0
Cumulative - Total	0	0
County - Total	0	62

County Register of Deeds (DEM) (Vote for 1) DEM

Precinct	Times Cast	Registered Voters
County		
Mackinac County Michigan		
City of Mackinac Island, Precinct 1	190	798
City of St. Ignace, Precinct 1	527	2,130
Bois Blanc Township, Precinct 1	56	114
Brevort Township, Precinct 1	147	457
Clark Township, Precinct 1	652	1,752
Garfield Township, Precinct 1	178	211
Garfield Township, Precinct 2	202	696
Hendricks Township, Precinct 1	64	113
Hudson Township, Precinct 1	62	171
Marquette Township, Precinct 1	194	508
Moran Township, Precinct 1	364	948
Newton Township, Precinct 1	128	389
Portage Township, Precinct 1	372	782
St. Ignace Township, Precinct 1	207	732
Mackinac County Michigan - Total	3,343	9,801
Cumulative		
Cumulative	0	0
Cumulative - Total	0	0
County - Total	3,343	9,801

Precinct	Total Votes	Unresolved Write-In
County		
Mackinac County Michigan		
City of Mackinac Island, Precinct 1	0	8
City of St. Ignace, Precinct 1	0	10
Bois Blanc Township, Precinct 1	0	1
Brevort Township, Precinct 1	0	1
Clark Township, Precinct 1	0	12
Garfield Township, Precinct 1	0	2
Garfield Township, Precinct 2	0	0
Hendricks Township, Precinct 1	0	1
Hudson Township, Precinct 1	0	4
Marquette Township, Precinct 1	0	2
Moran Township, Precinct 1	0	3
Newton Township, Precinct 1	0	1
Portage Township, Precinct 1	0	9
St. Ignace Township, Precinct 1	0	6
Mackinac County Michigan - Total	0	60
Cumulative		
Cumulative	0	0
Cumulative - Total	0	0
County - Total	0	60

County Road Commissioner (DEM) (Vote for 1) DEM

Precinct	Times Cast	Registered Voters
County		
Mackinac County Michigan		
City of Mackinac Island, Precinct 1	190	798
City of St. Ignace, Precinct 1	527	2,130
Bois Blanc Township, Precinct 1	56	114
Brevort Township, Precinct 1	147	457
Clark Township, Precinct 1	652	1,752
Garfield Township, Precinct 1	178	211
Garfield Township, Precinct 2	202	696
Hendricks Township, Precinct 1	64	113
Hudson Township, Precinct 1	62	171
Marquette Township, Precinct 1	194	508
Moran Township, Precinct 1	364	948
Newton Township, Precinct 1	128	389
Portage Township, Precinct 1	372	782
St. Ignace Township, Precinct 1	207	732
Mackinac County Michigan - Total	3,343	9,801
Cumulative		
Cumulative	0	0
Cumulative - Total	0	0
County - Total	3,343	9,801

Precinct	Total Votes	Unresolved Write-In
County		
Mackinac County Michigan		
City of Mackinac Island, Precinct 1	0	8
City of St. Ignace, Precinct 1	0	12
Bois Blanc Township, Precinct 1	0	1
Brevort Township, Precinct 1	0	2
Clark Township, Precinct 1	0	13
Garfield Township, Precinct 1	0	2
Garfield Township, Precinct 2	0	0
Hendricks Township, Precinct 1	0	1
Hudson Township, Precinct 1	0	4
Marquette Township, Precinct 1	0	1
Moran Township, Precinct 1	0	3
Newton Township, Precinct 1	0	1
Portage Township, Precinct 1	0	8
St. Ignace Township, Precinct 1	0	6
Mackinac County Michigan - Total	0	62
Cumulative		
Cumulative	0	0
Cumulative - Total	0	0
County - Total	0	62

County Surveyor (DEM) (Vote for 1) DEM

Precinct	Times Cast	Registered Voters
County		
Mackinac County Michigan		
City of Mackinac Island, Precinct 1	190	798
City of St. Ignace, Precinct 1	527	2,130
Bois Blanc Township, Precinct 1	56	114
Brevort Township, Precinct 1	147	457
Clark Township, Precinct 1	652	1,752
Garfield Township, Precinct 1	178	211
Garfield Township, Precinct 2	202	696
Hendricks Township, Precinct 1	64	113
Hudson Township, Precinct 1	62	171
Marquette Township, Precinct 1	194	508
Moran Township, Precinct 1	364	948
Newton Township, Precinct 1	128	389
Portage Township, Precinct 1	372	782
St. Ignace Township, Precinct 1	207	732
Mackinac County Michigan - Total	3,343	9,801
Cumulative		
Cumulative	0	0
Cumulative - Total	0	0
County - Total	3,343	9,801

Precinct	Total Votes	Unresolved Write-In
County		
Mackinac County Michigan		
City of Mackinac Island, Precinct 1	0	8
City of St. Ignace, Precinct 1	0	11
Bois Blanc Township, Precinct 1	0	1
Brevort Township, Precinct 1	0	1
Clark Township, Precinct 1	0	12
Garfield Township, Precinct 1	0	1
Garfield Township, Precinct 2	0	0
Hendricks Township, Precinct 1	0	1
Hudson Township, Precinct 1	0	4
Marquette Township, Precinct 1	0	1
Moran Township, Precinct 1	0	3
Newton Township, Precinct 1	0	1
Portage Township, Precinct 1	0	8
St. Ignace Township, Precinct 1	0	6
Mackinac County Michigan - Total	0	58
Cumulative		
Cumulative	0	0
Cumulative - Total	0	0
County - Total	0	58

County Commissioner 1st District (DEM) (Vote for 1) DEM

Precinct	Times Cast	Registered Voters
County		
Mackinac County Michigan		
Garfield Township, Precinct 1	178	211
Garfield Township, Precinct 2	91	466
Newton Township, Precinct 1	128	389
Portage Township, Precinct 1	372	782
Mackinac County Michigan - Total	769	1,848
Cumulative		
Cumulative	0	0
Cumulative - Total	0	0
County - Total	769	1,848

Precinct	Total Votes	Unresolved Write-In
County		
Mackinac County Michigan		
Garfield Township, Precinct 1	0	2
Garfield Township, Precinct 2	0	0
Newton Township, Precinct 1	0	1
Portage Township, Precinct 1	0	8
Mackinac County Michigan - Total	0	11
Cumulative		
Cumulative	0	0
Cumulative - Total	0	0
County - Total	0	11

County Commissioner 2nd District (DEM) (Vote for 1) DEM

Precinct	Times Cast	Registered Voters
County		
Mackinac County Michigan		
Brevort Township, Precinct 1	147	457
Garfield Township, Precinct 2	111	230
Hendricks Township, Precinct 1	64	113
Hudson Township, Precinct 1	62	171
Moran Township, Precinct 1	364	948
Mackinac County Michigan - Total	748	1,919
Cumulative		
Cumulative	0	0
Cumulative - Total	0	0
County - Total	748	1,919

Precinct	Tom Fitzpatrick (DEM)	Nora Massey (DEM)	Total Votes
County			
Mackinac County Michigan			
Brevort Township, Precinct 1	13	33	46
Garfield Township, Precinct 2	4	5	9
Hendricks Township, Precinct 1	4	11	15
Hudson Township, Precinct 1	4	16	20
Moran Township, Precinct 1	60	90	150
Mackinac County Michigan - Total	85	155	240
Cumulative			
Cumulative	0	0	0
Cumulative - Total	0	0	0
County - Total	85	155	240

Precinct	Unresolved Write-In
County	
Mackinac County Michigan	
Brevort Township, Precinct 1	0
Garfield Township, Precinct 2	0
Hendricks Township, Precinct 1	0
Hudson Township, Precinct 1	0
Moran Township, Precinct 1	0
Mackinac County Michigan - Total	0
Cumulative	
Cumulative	0
Cumulative - Total	0
County - Total	0

County Commissioner 3rd District (DEM) (Vote for 1) DEM

Precinct	Times Cast	Registered Voters
County		
Mackinac County Michigan		
City of St. Ignace, Precinct 1	140	709
Marquette Township, Precinct 1	174	468
St. Ignace Township, Precinct 1	207	732
Mackinac County Michigan - Total	521	1,909
Cumulative		
Cumulative	0	0
Cumulative - Total	0	0
County - Total	521	1,909

Precinct	Total Votes	Unresolved Write-In
County		
Mackinac County Michigan		
City of St. Ignace, Precinct 1	0	4
Marquette Township, Precinct 1	0	2
St. Ignace Township, Precinct 1	0	5
Mackinac County Michigan - Total	0	11
Cumulative		
Cumulative	0	0
Cumulative - Total	0	0
County - Total	0	11

County Commissioner 4th District (DEM) (Vote for 1) DEM

Precinct	Times Cast	Registered Voters
County		
Mackinac County Michigan		
Clark Township, Precinct 1	652	1,752
Marquette Township, Precinct 1	20	40
Mackinac County Michigan - Total	672	1,792
Cumulative		
Cumulative	0	0
Cumulative - Total	0	0
County - Total	672	1,792

Precinct	Total Votes	Unresolved Write-In
County		
Mackinac County Michigan		
Clark Township, Precinct 1	0	12
Marquette Township, Precinct 1	0	0
Mackinac County Michigan - Total	0	12
Cumulative		
Cumulative	0	0
Cumulative - Total	0	0
County - Total	0	12

County Commissioner 5th District (DEM) (Vote for 1)

DEM

Precinct	Times Cast	Registered Voters
County		
Mackinac County Michigan		
City of Mackinac Island, Precinct 1	190	798
City of St. Ignace, Precinct 1	387	1,421
Bois Blanc Township, Precinct 1	56	114
Mackinac County Michigan - Total	633	2,333
Cumulative		
Cumulative	0	0
Cumulative - Total	0	0
County - Total	633	2,333

Precinct	Total Votes	Unresolved Write-In
County		
Mackinac County Michigan		
City of Mackinac Island, Precinct 1	0	9
City of St. Ignace, Precinct 1	0	10
Bois Blanc Township, Precinct 1	0	1
Mackinac County Michigan - Total	0	20
Cumulative		
Cumulative	0	0
Cumulative - Total	0	0
County - Total	0	20

Bois Blanc Township Supervisor (DEM) (Vote for 1) DEM

Precinct	Times Cast	Registered Voters
County		
Mackinac County Michigan		
Bois Blanc Township, Precinct 1	56	114
Mackinac County Michigan - Total	56	114
Cumulative		
Cumulative	0	0
Cumulative - Total	0	0
County - Total	56	114

Precinct	Total Votes	Unresolved Write-In
County		
Mackinac County Michigan		
Bois Blanc Township, Precinct 1	0	1
Mackinac County Michigan - Total	0	1
Cumulative		
Cumulative	0	0
Cumulative - Total	0	0
County - Total	0	1

Bois Blanc Township Clerk (DEM) (Vote for 1) DEM

Precinct	Times Cast	Registered Voters
County		
Mackinac County Michigan		
Bois Blanc Township, Precinct 1	56	114
Mackinac County Michigan - Total	56	114
Cumulative		
Cumulative	0	0
Cumulative - Total	0	0
County - Total	56	114

Precinct	Total Votes	Unresolved Write-In
County		
Mackinac County Michigan		
Bois Blanc Township, Precinct 1	0	1
Mackinac County Michigan - Total	0	1
Cumulative		
Cumulative	0	0
Cumulative - Total	0	0
County - Total	0	1

Bois Blanc Township Treasurer (DEM) (Vote for 1) DEM

Precinct	Times Cast	Registered Voters
County		
Mackinac County Michigan		
Bois Blanc Township, Precinct 1	56	114
Mackinac County Michigan - Total	56	114
Cumulative		
Cumulative	0	0
Cumulative - Total	0	0
County - Total	56	114

Precinct	Total Votes	Unresolved Write-In
County		
Mackinac County Michigan		
Bois Blanc Township, Precinct 1	0	1
Mackinac County Michigan - Total	0	1
Cumulative		
Cumulative	0	0
Cumulative - Total	0	0
County - Total	0	1

Bois Blanc Township Trustee (DEM) (Vote for 2) DEM

Precinct	Times Cast	Registered Voters
County		
Mackinac County Michigan		
Bois Blanc Township, Precinct 1	56	114
Mackinac County Michigan - Total	56	114
Cumulative		
Cumulative	0	0
Cumulative - Total	0	0
County - Total	56	114

Precinct	Total Votes	Unresolved Write-In
County		
Mackinac County Michigan		
Bois Blanc Township, Precinct 1	0	1
Mackinac County Michigan - Total	0	1
Cumulative		
Cumulative	0	0
Cumulative - Total	0	0
County - Total	0	1

Brevort Township Supervisor (DEM) (Vote for 1) **DEM**

Precinct	Times Cast	Registered Voters
County		
Mackinac County Michigan		
Brevort Township, Precinct 1	147	457
Mackinac County Michigan - Total	147	457
Cumulative		
Cumulative	0	0
Cumulative - Total	0	0
County - Total	147	457

Precinct	Total Votes	Unresolved Write-In
County		
Mackinac County Michigan		
Brevort Township, Precinct 1	0	1
Mackinac County Michigan - Total	0	1
Cumulative		
Cumulative	0	0
Cumulative - Total	0	0
County - Total	0	1

Brevort Township Clerk (DEM) (Vote for 1) DEM

Precinct	Times Cast	Registered Voters
County		
Mackinac County Michigan		
Brevort Township, Precinct 1	147	457
Mackinac County Michigan - Total	147	457
Cumulative		
Cumulative	0	0
Cumulative - Total	0	0
County - Total	147	457

Precinct	Kaye Matelski (DEM)	Total Votes	Unresolved Write-In
County			
Mackinac County Michigan			
Brevort Township, Precinct 1	40	40	0
Mackinac County Michigan - Total	40	40	0
Cumulative			
Cumulative	0	0	0
Cumulative - Total	0	0	0
County - Total	40	40	0

Brevort Township Treasurer (DEM) (Vote for 1) DEM

Precinct	Times Cast	Registered Voters
County		
Mackinac County Michigan		
Brevort Township, Precinct 1	147	457
Mackinac County Michigan - Total	147	457
Cumulative		
Cumulative	0	0
Cumulative - Total	0	0
County - Total	147	457

Precinct	Total Votes	Unresolved Write-In
County		
Mackinac County Michigan		
Brevort Township, Precinct 1	0	1
Mackinac County Michigan - Total	0	1
Cumulative		
Cumulative	0	0
Cumulative - Total	0	0
County - Total	0	1

Brevort Township Trustee (DEM) (Vote for 2) DEM

Precinct	Times Cast	Registered Voters
County		
Mackinac County Michigan		
Brevort Township, Precinct 1	147	457
Mackinac County Michigan - Total	147	457
Cumulative		
Cumulative	0	0
Cumulative - Total	0	0
County - Total	147	457

Precinct	Total Votes	Unresolved Write-In
County		
Mackinac County Michigan		
Brevort Township, Precinct 1	0	0
Mackinac County Michigan - Total	0	0
Cumulative		
Cumulative	0	0
Cumulative - Total	0	0
County - Total	0	0

Clark Township Supervisor (DEM) (Vote for 1) DEM

Precinct	Times Cast	Registered Voters
County		
Mackinac County Michigan		
Clark Township, Precinct 1	652	1,752
Mackinac County Michigan - Total	652	1,752
Cumulative		
Cumulative	0	0
Cumulative - Total	0	0
County - Total	652	1,752

Precinct	Total Votes	Unresolved Write-In
County		
Mackinac County Michigan		
Clark Township, Precinct 1	0	12
Mackinac County Michigan - Total	0	12
Cumulative		
Cumulative	0	0
Cumulative - Total	0	0
County - Total	0	12

Clark Township Clerk (DEM) (Vote for 1) DEM

Precinct	Times Cast	Registered Voters
County		
Mackinac County Michigan		
Clark Township, Precinct 1	652	1,752
Mackinac County Michigan - Total	652	1,752
Cumulative		
Cumulative	0	0
Cumulative - Total	0	0
County - Total	652	1,752

Precinct	Susan J. Rutledge (DEM)	Total Votes	Unresolved Write-In
County			
Mackinac County Michigan			
Clark Township, Precinct 1	180	180	0
Mackinac County Michigan - Total	180	180	0
Cumulative			
Cumulative	0	0	0
Cumulative - Total	0	0	0
County - Total	180	180	0

Clark Township Treasurer (DEM) (Vote for 1) DEM

Precinct	Times Cast	Registered Voters
County		
Mackinac County Michigan		
Clark Township, Precinct 1	652	1,752
Mackinac County Michigan - Total	652	1,752
Cumulative		
Cumulative	0	0
Cumulative - Total	0	0
County - Total	652	1,752

Precinct	Total Votes	Unresolved Write-In
County		
Mackinac County Michigan		
Clark Township, Precinct 1	0	12
Mackinac County Michigan - Total	0	12
Cumulative		
Cumulative	0	0
Cumulative - Total	0	0
County - Total	0	12

Clark Township Trustee (DEM) (Vote for 2) DEM

Precinct	Times Cast	Registered Voters
County		
Mackinac County Michigan		
Clark Township, Precinct 1	652	1,752
Mackinac County Michigan - Total	652	1,752
Cumulative		
Cumulative	0	0
Cumulative - Total	0	0
County - Total	652	1,752

Precinct	Total Votes	Unresolved Write-In
County		
Mackinac County Michigan		
Clark Township, Precinct 1	0	12
Mackinac County Michigan - Total	0	12
Cumulative		
Cumulative	0	0
Cumulative - Total	0	0
County - Total	0	12

Garfield Township Supervisor (DEM) (Vote for 1) DEM

Precinct	Times Cast	Registered Voters
County		
Mackinac County Michigan		
Garfield Township, Precinct 1	178	211
Garfield Township, Precinct 2	202	696
Mackinac County Michigan - Total	380	907
Cumulative		
Cumulative	0	0
Cumulative - Total	0	0
County - Total	380	907

Precinct	Total Votes	Unresolved Write-In
County		
Mackinac County Michigan		
Garfield Township, Precinct 1	0	2
Garfield Township, Precinct 2	0	0
Mackinac County Michigan - Total	0	2
Cumulative		
Cumulative	0	0
Cumulative - Total	0	0
County - Total	0	2

Garfield Township Clerk (DEM) (Vote for 1) DEM

Precinct	Times Cast	Registered Voters
County		
Mackinac County Michigan		
Garfield Township, Precinct 1	178	211
Garfield Township, Precinct 2	202	696
Mackinac County Michigan - Total	380	907
Cumulative		
Cumulative	0	0
Cumulative - Total	0	0
County - Total	380	907

Precinct	Total Votes	Unresolved Write-In
County		
Mackinac County Michigan		
Garfield Township, Precinct 1	0	2
Garfield Township, Precinct 2	0	0
Mackinac County Michigan - Total	0	2
Cumulative		
Cumulative	0	0
Cumulative - Total	0	0
County - Total	0	2

Garfield Township Treasurer (DEM) (Vote for 1) DEM

Precinct	Times Cast	Registered Voters
County		
Mackinac County Michigan		
Garfield Township, Precinct 1	178	211
Garfield Township, Precinct 2	202	696
Mackinac County Michigan - Total	380	907
Cumulative		
Cumulative	0	0
Cumulative - Total	0	0
County - Total	380	907

Precinct	Katana Freed (DEM)	Total Votes	Unresolved Write-In
County			
Mackinac County Michigan			
Garfield Township, Precinct 1	17	17	0
Garfield Township, Precinct 2	20	20	0
Mackinac County Michigan - Total	37	37	0
Cumulative			
Cumulative	0	0	0
Cumulative - Total	0	0	0
County - Total	37	37	0

Garfield Township Trustee (DEM) (Vote for 2) DEM

Precinct	Times Cast	Registered Voters
County		
Mackinac County Michigan		
Garfield Township, Precinct 1	178	211
Garfield Township, Precinct 2	202	696
Mackinac County Michigan - Total	380	907
Cumulative		
Cumulative	0	0
Cumulative - Total	0	0
County - Total	380	907

Precinct	Total Votes	Unresolved Write-In
County		
Mackinac County Michigan		
Garfield Township, Precinct 1	0	4
Garfield Township, Precinct 2	0	0
Mackinac County Michigan - Total	0	4
Cumulative		
Cumulative	0	0
Cumulative - Total	0	0
County - Total	0	4

Hendricks Township Supervisor (DEM) (Vote for 1) DEM

Precinct	Times Cast	Registered Voters
County		
Mackinac County Michigan		
Hendricks Township, Precinct 1	64	113
Mackinac County Michigan - Total	64	113
Cumulative		
Cumulative	0	0
Cumulative - Total	0	0
County - Total	64	113

Precinct	Howard Hood (DEM)	Total Votes	Unresolved Write-In
County			
Mackinac County Michigan			
Hendricks Township, Precinct 1	16	16	0
Mackinac County Michigan - Total	16	16	0
Cumulative			
Cumulative	0	0	0
Cumulative - Total	0	0	0
County - Total	16	16	0

Hendricks Township Clerk (DEM) (Vote for 1) DEM

Precinct	Times Cast	Registered Voters
County		
Mackinac County Michigan		
Hendricks Township, Precinct 1	64	113
Mackinac County Michigan - Total	64	113
Cumulative		
Cumulative	0	0
Cumulative - Total	0	0
County - Total	64	113

Precinct	Laurie A. Collier (DEM)	Total Votes	Unresolved Write-In
County			
Mackinac County Michigan			
Hendricks Township, Precinct 1	17	17	0
Mackinac County Michigan - Total	17	17	0
Cumulative			
Cumulative	0	0	0
Cumulative - Total	0	0	0
County - Total	17	17	0

Hendricks Township Treasurer (DEM) (Vote for 1) DEM

Precinct	Times Cast	Registered Voters
County		
Mackinac County Michigan		
Hendricks Township, Precinct 1	64	113
Mackinac County Michigan - Total	64	113
Cumulative		
Cumulative	0	0
Cumulative - Total	0	0
County - Total	64	113

Precinct	Cheryl Hood (DEM)	Total Votes	Unresolved Write-In
County			
Mackinac County Michigan			
Hendricks Township, Precinct 1	16	16	0
Mackinac County Michigan - Total	16	16	0
Cumulative			
Cumulative	0	0	0
Cumulative - Total	0	0	0
County - Total	16	16	0

Hendricks Township Trustee (DEM) (Vote for 2) DEM

Precinct	Times Cast	Registered Voters
County		
Mackinac County Michigan		
Hendricks Township, Precinct 1	64	113
Mackinac County Michigan - Total	64	113
Cumulative		
Cumulative	0	0
Cumulative - Total	0	0
County - Total	64	113

Precinct	Ken Alexander (DEM)	Kenneth L. Collier (DEM)	Total Votes
County			
Mackinac County Michigan			
Hendricks Township, Precinct 1	12	13	25
Mackinac County Michigan - Total	12	13	25
Cumulative			
Cumulative	0	0	0
Cumulative - Total	0	0	0
County - Total	12	13	25

Precinct	Unresolved Write-In
County	
Mackinac County Michigan	
Hendricks Township, Precinct 1	0
Mackinac County Michigan - Total	0
Cumulative	
Cumulative	0
Cumulative - Total	0
County - Total	0

Hendricks Township Constable (DEM) (Vote for 1) DEM

Precinct	Times Cast	Registered Voters
County		
Mackinac County Michigan		
Hendricks Township, Precinct 1	64	113
Mackinac County Michigan - Total	64	113
Cumulative		
Cumulative	0	0
Cumulative - Total	0	0
County - Total	64	113

Precinct	Total Votes	Unresolved Write-In
County		
Mackinac County Michigan		
Hendricks Township, Precinct 1	0	3
Mackinac County Michigan - Total	0	3
Cumulative		
Cumulative	0	0
Cumulative - Total	0	0
County - Total	0	3

Hudson Township Supervisor (DEM) (Vote for 1) **DEM**

Precinct	Times Cast	Registered Voters
County		
Mackinac County Michigan		
Hudson Township, Precinct 1	62	171
Mackinac County Michigan - Total	62	171
Cumulative		
Cumulative	0	0
Cumulative - Total	0	0
County - Total	62	171

Precinct	Total Votes	Unresolved Write-In
County		
Mackinac County Michigan		
Hudson Township, Precinct 1	0	4
Mackinac County Michigan - Total	0	4
Cumulative		
Cumulative	0	0
Cumulative - Total	0	0
County - Total	0	4

Hudson Township Clerk (DEM) (Vote for 1) DEM

Precinct	Times Cast	Registered Voters
County		
Mackinac County Michigan		
Hudson Township, Precinct 1	62	171
Mackinac County Michigan - Total	62	171
Cumulative		
Cumulative	0	0
Cumulative - Total	0	0
County - Total	62	171

Precinct	Barbara Kerridge (DEM)	Total Votes	Unresolved Write-In
County			
Mackinac County Michigan			
Hudson Township, Precinct 1	19	19	0
Mackinac County Michigan - Total	19	19	0
Cumulative			
Cumulative	0	0	0
Cumulative - Total	0	0	0
County - Total	19	19	0

Hudson Township Treasurer (DEM) (Vote for 1) DEM

Precinct	Times Cast	Registered Voters
County		
Mackinac County Michigan		
Hudson Township, Precinct 1	62	171
Mackinac County Michigan - Total	62	171
Cumulative		
Cumulative	0	0
Cumulative - Total	0	0
County - Total	62	171

Precinct	Jacqueline Prout (DEM)	Total Votes	Unresolved Write-In
County			
Mackinac County Michigan			
Hudson Township, Precinct 1	19	19	0
Mackinac County Michigan - Total	19	19	0
Cumulative			
Cumulative	0	0	0
Cumulative - Total	0	0	0
County - Total	19	19	0

Hudson Township Trustee (DEM) (Vote for 2) DEM

Precinct	Times Cast	Registered Voters
County		
Mackinac County Michigan		
Hudson Township, Precinct 1	62	171
Mackinac County Michigan - Total	62	171
Cumulative		
Cumulative	0	0
Cumulative - Total	0	0
County - Total	62	171

Precinct	Gary Derusha (DEM)	Total Votes	Unresolved Write-In
County			
Mackinac County Michigan			
Hudson Township, Precinct 1	19	19	0
Mackinac County Michigan - Total	19	19	0
Cumulative			
Cumulative	0	0	0
Cumulative - Total	0	0	0
County - Total	19	19	0

Marquette Township Supervisor (DEM) (Vote for 1) DEM

Precinct	Times Cast	Registered Voters
County		
Mackinac County Michigan		
Marquette Township, Precinct 1	194	508
Mackinac County Michigan - Total	194	508
Cumulative		
Cumulative	0	0
Cumulative - Total	0	0
County - Total	194	508

Precinct	Total Votes	Unresolved Write-In
County		
Mackinac County Michigan		
Marquette Township, Precinct 1	0	2
Mackinac County Michigan - Total	0	2
Cumulative		
Cumulative	0	0
Cumulative - Total	0	0
County - Total	0	2

Marquette Township Clerk (DEM) (Vote for 1) DEM

Precinct	Times Cast	Registered Voters
County		
Mackinac County Michigan		
Marquette Township, Precinct 1	194	508
Mackinac County Michigan - Total	194	508
Cumulative		
Cumulative	0	0
Cumulative - Total	0	0
County - Total	194	508

Precinct	Total Votes	Unresolved Write-In
County		
Mackinac County Michigan		
Marquette Township, Precinct 1	0	2
Mackinac County Michigan - Total	0	2
Cumulative		
Cumulative	0	0
Cumulative - Total	0	0
County - Total	0	2

Marquette Township Treasurer (DEM) (Vote for 1) DEM

Precinct	Times Cast	Registered Voters
County		
Mackinac County Michigan		
Marquette Township, Precinct 1	194	508
Mackinac County Michigan - Total	194	508
Cumulative		
Cumulative	0	0
Cumulative - Total	0	0
County - Total	194	508

Precinct	Total Votes	Unresolved Write-In
County		
Mackinac County Michigan		
Marquette Township, Precinct 1	0	2
Mackinac County Michigan - Total	0	2
Cumulative		
Cumulative	0	0
Cumulative - Total	0	0
County - Total	0	2

Marquette Township Trustee (DEM) (Vote for 2) DEM

Precinct	Times Cast	Registered Voters
County		
Mackinac County Michigan		
Marquette Township, Precinct 1	194	508
Mackinac County Michigan - Total	194	508
Cumulative		
Cumulative	0	0
Cumulative - Total	0	0
County - Total	194	508

Precinct	Total Votes	Unresolved Write-In
County		
Mackinac County Michigan		
Marquette Township, Precinct 1	0	4
Mackinac County Michigan - Total	0	4
Cumulative		
Cumulative	0	0
Cumulative - Total	0	0
County - Total	0	4

Moran Township Supervisor (DEM) (Vote for 1) DEM

Precinct	Times Cast	Registered Voters
County		
Mackinac County Michigan		
Moran Township, Precinct 1	364	948
Mackinac County Michigan - Total	364	948
Cumulative		
Cumulative	0	0
Cumulative - Total	0	0
County - Total	364	948

Precinct	Patrick Jim Durm (DEM)	Total Votes	Unresolved Write-In
County			
Mackinac County Michigan			
Moran Township, Precinct 1	115	115	0
Mackinac County Michigan - Total	115	115	0
Cumulative			
Cumulative	0	0	0
Cumulative - Total	0	0	0
County - Total	115	115	0

Moran Township Clerk (DEM) (Vote for 1) **DEM**

Precinct	Times Cast	Registered Voters
County		
Mackinac County Michigan		
Moran Township, Precinct 1	364	948
Mackinac County Michigan - Total	364	948
Cumulative		
Cumulative	0	0
Cumulative - Total	0	0
County - Total	364	948

Precinct	Kristine R. Vallier (DEM)	Total Votes	Unresolved Write-In
County			
Mackinac County Michigan			
Moran Township, Precinct 1	137	137	0
Mackinac County Michigan - Total	137	137	0
Cumulative			
Cumulative	0	0	0
Cumulative - Total	0	0	0
County - Total	137	137	0

Moran Township Treasurer (DEM) (Vote for 1) DEM

Precinct	Times Cast	Registered Voters
County		
Mackinac County Michigan		
Moran Township, Precinct 1	364	948
Mackinac County Michigan - Total	364	948
Cumulative		
Cumulative	0	0
Cumulative - Total	0	0
County - Total	364	948

Precinct	Susan K. Dionne (DEM)	Total Votes	Unresolved Write-In
County			
Mackinac County Michigan			
Moran Township, Precinct 1	125	125	0
Mackinac County Michigan - Total	125	125	0
Cumulative			
Cumulative	0	0	0
Cumulative - Total	0	0	0
County - Total	125	125	0

Moran Township Trustee (DEM) (Vote for 2) **DEM**

Precinct	Times Cast	Registered Voters
County		
Mackinac County Michigan		
Moran Township, Precinct 1	364	948
Mackinac County Michigan - Total	364	948
Cumulative		
Cumulative	0	0
Cumulative - Total	0	0
County - Total	364	948

Precinct	Total Votes	Unresolved Write-In
County		
Mackinac County Michigan		
Moran Township, Precinct 1	0	2
Mackinac County Michigan - Total	0	2
Cumulative		
Cumulative	0	0
Cumulative - Total	0	0
County - Total	0	2

Newton Township Supervisor (DEM) (Vote for 1) DEM

Precinct	Times Cast	Registered Voters
County		
Mackinac County Michigan		
Newton Township, Precinct 1	128	389
Mackinac County Michigan - Total	128	389
Cumulative		
Cumulative	0	0
Cumulative - Total	0	0
County - Total	128	389

Precinct	Total Votes	Unresolved Write-In
County		
Mackinac County Michigan		
Newton Township, Precinct 1	0	1
Mackinac County Michigan - Total	0	1
Cumulative		
Cumulative	0	0
Cumulative - Total	0	0
County - Total	0	1

Newton Township Clerk (DEM) (Vote for 1) DEM

Precinct	Times Cast	Registered Voters
County		
Mackinac County Michigan		
Newton Township, Precinct 1	128	389
Mackinac County Michigan - Total	128	389
Cumulative		
Cumulative	0	0
Cumulative - Total	0	0
County - Total	128	389

Precinct	Nikki Tremblay (DEM)	Total Votes	Unresolved Write-In
County			
Mackinac County Michigan			
Newton Township, Precinct 1	25	25	0
Mackinac County Michigan - Total	25	25	0
Cumulative			
Cumulative	0	0	0
Cumulative - Total	0	0	0
County - Total	25	25	0

Newton Township Treasurer (DEM) (Vote for 1) DEM

Precinct	Times Cast	Registered Voters
County		
Mackinac County Michigan		
Newton Township, Precinct 1	128	389
Mackinac County Michigan - Total	128	389
Cumulative		
Cumulative	0	0
Cumulative - Total	0	0
County - Total	128	389

Precinct	Total Votes	Unresolved Write-In
County		
Mackinac County Michigan		
Newton Township, Precinct 1	0	0
Mackinac County Michigan - Total	0	0
Cumulative		
Cumulative	0	0
Cumulative - Total	0	0
County - Total	0	0

Newton Township Trustee (DEM) (Vote for 2) **DEM**

Precinct	Times Cast	Registered Voters
County		
Mackinac County Michigan		
Newton Township, Precinct 1	128	389
Mackinac County Michigan - Total	128	389
Cumulative		
Cumulative	0	0
Cumulative - Total	0	0
County - Total	128	389

Precinct	George Tremblay (DEM)	Total Votes	Unresolved Write-In
County			
Mackinac County Michigan			
Newton Township, Precinct 1	13	13	0
Mackinac County Michigan - Total	13	13	0
Cumulative			
Cumulative	0	0	0
Cumulative - Total	0	0	0
County - Total	13	13	0

Portage Township Supervisor (DEM) (Vote for 1) DEM

Precinct	Times Cast	Registered Voters
County		
Mackinac County Michigan		
Portage Township, Precinct 1	372	782
Mackinac County Michigan - Total	372	782
Cumulative		
Cumulative	0	0
Cumulative - Total	0	0
County - Total	372	782

Precinct	Total Votes	Unresolved Write-In
County		
Mackinac County Michigan		
Portage Township, Precinct 1	0	9
Mackinac County Michigan - Total	0	9
Cumulative		
Cumulative	0	0
Cumulative - Total	0	0
County - Total	0	9

Portage Township Clerk (DEM) (Vote for 1) DEM

Precinct	Times Cast	Registered Voters
County		
Mackinac County Michigan		
Portage Township, Precinct 1	372	782
Mackinac County Michigan - Total	372	782
Cumulative		
Cumulative	0	0
Cumulative - Total	0	0
County - Total	372	782

Precinct	Total Votes	Unresolved Write-In
County		
Mackinac County Michigan		
Portage Township, Precinct 1	0	9
Mackinac County Michigan - Total	0	9
Cumulative		
Cumulative	0	0
Cumulative - Total	0	0
County - Total	0	9

Portage Township Treasurer (DEM) (Vote for 1) DEM

Precinct	Times Cast	Registered Voters
County		
Mackinac County Michigan		
Portage Township, Precinct 1	372	782
Mackinac County Michigan - Total	372	782
Cumulative		
Cumulative	0	0
Cumulative - Total	0	0
County - Total	372	782

Precinct	Total Votes	Unresolved Write-In
County		
Mackinac County Michigan		
Portage Township, Precinct 1	0	9
Mackinac County Michigan - Total	0	9
Cumulative		
Cumulative	0	0
Cumulative - Total	0	0
County - Total	0	9

Portage Township Trustee (DEM) (Vote for 2) DEM

Precinct	Times Cast	Registered Voters
County		
Mackinac County Michigan		
Portage Township, Precinct 1	372	782
Mackinac County Michigan - Total	372	782
Cumulative		
Cumulative	0	0
Cumulative - Total	0	0
County - Total	372	782

Precinct	Total Votes	Unresolved Write-In
County		
Mackinac County Michigan		
Portage Township, Precinct 1	0	10
Mackinac County Michigan - Total	0	10
Cumulative		
Cumulative	0	0
Cumulative - Total	0	0
County - Total	0	10

St. Ignace Township Supervisor (DEM) (Vote for 1) DEM

Precinct	Times Cast	Registered Voters
County		
Mackinac County Michigan		
St. Ignace Township, Precinct 1	207	732
Mackinac County Michigan - Total	207	732
Cumulative		
Cumulative	0	0
Cumulative - Total	0	0
County - Total	207	732

Precinct	Steven A. Campbell (DEM)	Total Votes	Unresolved Write-In
County			
Mackinac County Michigan			
St. Ignace Township, Precinct 1	71	71	2
Mackinac County Michigan - Total	71	71	2
Cumulative			
Cumulative	0	0	0
Cumulative - Total	0	0	0
County - Total	71	71	2

St. Ignace Township Clerk (DEM) (Vote for 1) DEM

Precinct	Times Cast	Registered Voters
County		
Mackinac County Michigan		
St. Ignace Township, Precinct 1	207	732
Mackinac County Michigan - Total	207	732
Cumulative		
Cumulative	0	0
Cumulative - Total	0	0
County - Total	207	732

Precinct	Sheri L. Oja (DEM)	Total Votes	Unresolved Write-In
County			
Mackinac County Michigan			
St. Ignace Township, Precinct 1	76	76	1
Mackinac County Michigan - Total	76	76	1
Cumulative			
Cumulative	0	0	0
Cumulative - Total	0	0	0
County - Total	76	76	1

St. Ignace Township Treasurer (DEM) (Vote for 1) DEM

Precinct	Times Cast	Registered Voters
County		
Mackinac County Michigan		
St. Ignace Township, Precinct 1	207	732
Mackinac County Michigan - Total	207	732
Cumulative		
Cumulative	0	0
Cumulative - Total	0	0
County - Total	207	732

Precinct	Tina Jones Massey (DEM)	Total Votes	Unresolved Write-In
County			
Mackinac County Michigan			
St. Ignace Township, Precinct 1	73	73	0
Mackinac County Michigan - Total	73	73	0
Cumulative			
Cumulative	0	0	0
Cumulative - Total	0	0	0
County - Total	73	73	0

St. Ignace Township Trustee (DEM) (Vote for 2)

DEM

Precinct	Times Cast	Registered Voters
County		
Mackinac County Michigan		
St. Ignace Township, Precinct 1	207	732
Mackinac County Michigan - Total	207	732
Cumulative		
Cumulative	0	0
Cumulative - Total	0	0
County - Total	207	732

Precinct	Total Votes	Unresolved Write-In
County		
Mackinac County Michigan		
St. Ignace Township, Precinct 1	0	8
Mackinac County Michigan - Total	0	8
Cumulative		
Cumulative	0	0
Cumulative - Total	0	0
County - Total	0	8

City of Mackinac Island, Precinct 1 Delegate (DEM) (Vote for 4) **DEM**

Precinct	Times Cast	Registered Voters
County		
Mackinac County Michigan		
City of Mackinac Island, Precinct 1	190	798
Mackinac County Michigan - Total	190	798
Cumulative		
Cumulative	0	0
Cumulative - Total	0	0
County - Total	190	798

Precinct	Total Votes	Unresolved Write-In
County		
Mackinac County Michigan		
City of Mackinac Island, Precinct 1	0	8
Mackinac County Michigan - Total	0	8
Cumulative		
Cumulative	0	0
Cumulative - Total	0	0
County - Total	0	8

City of St. Ignace, Precinct 1 Delegate (DEM) (Vote for 9) DEM

Precinct	Times Cast	Registered Voters
County		
Mackinac County Michigan		
City of St. Ignace, Precinct 1	527	2,130
Mackinac County Michigan - Total	527	2,130
Cumulative		
Cumulative	0	0
Cumulative - Total	0	0
County - Total	527	2,130

Precinct	Total Votes	Unresolved Write-In
County		
Mackinac County Michigan		
City of St. Ignace, Precinct 1	0	16
Mackinac County Michigan - Total	0	16
Cumulative		
Cumulative	0	0
Cumulative - Total	0	0
County - Total	0	16

Bois Blanc Township, Precinct 1 Delegate (DEM) (Vote for 1) DEM

Precinct	Times Cast	Registered Voters
County		
Mackinac County Michigan		
Bois Blanc Township, Precinct 1	56	114
Mackinac County Michigan - Total	56	114
Cumulative		
Cumulative	0	0
Cumulative - Total	0	0
County - Total	56	114

Precinct	Total Votes	Unresolved Write-In
County		
Mackinac County Michigan		
Bois Blanc Township, Precinct 1	0	1
Mackinac County Michigan - Total	0	1
Cumulative		
Cumulative	0	0
Cumulative - Total	0	0
County - Total	0	1

Brevort Township, Precinct 1 Delegate (DEM) (Vote for 1) DEM

Precinct	Times Cast	Registered Voters
County		
Mackinac County Michigan		
Brevort Township, Precinct 1	147	457
Mackinac County Michigan - Total	147	457
Cumulative		
Cumulative	0	0
Cumulative - Total	0	0
County - Total	147	457

Precinct	Total Votes	Unresolved Write-In
County		
Mackinac County Michigan		
Brevort Township, Precinct 1	0	2
Mackinac County Michigan - Total	0	2
Cumulative		
Cumulative	0	0
Cumulative - Total	0	0
County - Total	0	2

Clark Township, Precinct 1 Delegate (DEM) (Vote for 8)

DEM

Precinct	Times Cast	Registered Voters
County		
Mackinac County Michigan		
Clark Township, Precinct 1	652	1,752
Mackinac County Michigan - Total	652	1,752
Cumulative		
Cumulative	0	0
Cumulative - Total	0	0
County - Total	652	1,752

Precinct	Total Votes	Unresolved Write-In
County		
Mackinac County Michigan		
Clark Township, Precinct 1	0	12
Mackinac County Michigan - Total	0	12
Cumulative		
Cumulative	0	0
Cumulative - Total	0	0
County - Total	0	12

Garfield Township, Precinct 1 Delegate (DEM) (Vote for 1) DEM

Precinct	Times Cast	Registered Voters
County		
Mackinac County Michigan		
Garfield Township, Precinct 1	178	211
Mackinac County Michigan - Total	178	211
Cumulative		
Cumulative	0	0
Cumulative - Total	0	0
County - Total	178	211

Precinct	Total Votes	Unresolved Write-In
County		
Mackinac County Michigan		
Garfield Township, Precinct 1	0	2
Mackinac County Michigan - Total	0	2
Cumulative		
Cumulative	0	0
Cumulative - Total	0	0
County - Total	0	2

Garfield Township, Precinct 2 Delegate (DEM) (Vote for 1) DEM

Precinct	Times Cast	Registered Voters
County		
Mackinac County Michigan		
Garfield Township, Precinct 2	202	696
Mackinac County Michigan - Total	202	696
Cumulative		
Cumulative	0	0
Cumulative - Total	0	0
County - Total	202	696

Precinct	Total Votes	Unresolved Write-In
County		
Mackinac County Michigan		
Garfield Township, Precinct 2	0	0
Mackinac County Michigan - Total	0	0
Cumulative		
Cumulative	0	0
Cumulative - Total	0	0
County - Total	0	0

Hendricks Township, Precinct 1 Delegate (DEM) (Vote for 1) DEM

Precinct	Times Cast	Registered Voters
County		
Mackinac County Michigan		
Hendricks Township, Precinct 1	64	113
Mackinac County Michigan - Total	64	113
Cumulative		
Cumulative	0	0
Cumulative - Total	0	0
County - Total	64	113

Precinct	Total Votes	Unresolved Write-In
County		
Mackinac County Michigan		
Hendricks Township, Precinct 1	0	2
Mackinac County Michigan - Total	0	2
Cumulative		
Cumulative	0	0
Cumulative - Total	0	0
County - Total	0	2

Hudson Township, Precinct 1 Delegate (DEM) (Vote for 1) DEM

Precinct	Times Cast	Registered Voters
County		
Mackinac County Michigan		
Hudson Township, Precinct 1	62	171
Mackinac County Michigan - Total	62	171
Cumulative		
Cumulative	0	0
Cumulative - Total	0	0
County - Total	62	171

Precinct	Total Votes	Unresolved Write-In
County		
Mackinac County Michigan		
Hudson Township, Precinct 1	0	3
Mackinac County Michigan - Total	0	3
Cumulative		
Cumulative	0	0
Cumulative - Total	0	0
County - Total	0	3

Marquette Township, Precinct 1 Delegate (DEM) (Vote for 1) DEM

Precinct	Times Cast	Registered Voters
County		
Mackinac County Michigan		
Marquette Township, Precinct 1	194	508
Mackinac County Michigan - Total	194	508
Cumulative		
Cumulative	0	0
Cumulative - Total	0	0
County - Total	194	508

Precinct	Total Votes	Unresolved Write-In
County		
Mackinac County Michigan		
Marquette Township, Precinct 1	0	2
Mackinac County Michigan - Total	0	2
Cumulative		
Cumulative	0	0
Cumulative - Total	0	0
County - Total	0	2

Moran Township, Precinct 1 Delegate (DEM) (Vote for 5) **DEM**

Precinct	Times Cast	Registered Voters
County		
Mackinac County Michigan		
Moran Township, Precinct 1	364	948
Mackinac County Michigan - Total	364	948
Cumulative		
Cumulative	0	0
Cumulative - Total	0	0
County - Total	364	948

Precinct	Jennie Hoffmann (DEM)	Total Votes	Unresolved Write-In
County			
Mackinac County Michigan			
Moran Township, Precinct 1	104	104	0
Mackinac County Michigan - Total	104	104	0
Cumulative			
Cumulative	0	0	0
Cumulative - Total	0	0	0
County - Total	104	104	0

Newton Township, Precinct 1 Delegate (DEM) (Vote for 1) DEM

Precinct	Times Cast	Registered Voters
County		
Mackinac County Michigan		
Newton Township, Precinct 1	128	389
Mackinac County Michigan - Total	128	389
Cumulative		
Cumulative	0	0
Cumulative - Total	0	0
County - Total	128	389

Precinct	Total Votes	Unresolved Write-In
County		
Mackinac County Michigan		
Newton Township, Precinct 1	0	1
Mackinac County Michigan - Total	0	1
Cumulative		
Cumulative	0	0
Cumulative - Total	0	0
County - Total	0	1

Portage Township, Precinct 1 Delegate (DEM) (Vote for 4) DEM

Precinct	Times Cast	Registered Voters
County		
Mackinac County Michigan		
Portage Township, Precinct 1	372	782
Mackinac County Michigan - Total	372	782
Cumulative		
Cumulative	0	0
Cumulative - Total	0	0
County - Total	372	782

Precinct	Tom Kenney (DEM)	Total Votes	Unresolved Write-In
County			
Mackinac County Michigan			
Portage Township, Precinct 1	69	69	0
Mackinac County Michigan - Total	69	69	0
Cumulative			
Cumulative	0	0	0
Cumulative - Total	0	0	0
County - Total	69	69	0

County Sheriff (REP) (Vote for 1) REP

Precinct	Times Cast	Registered Voters
County		
Mackinac County Michigan		
City of Mackinac Island, Precinct 1	190	798
City of St. Ignace, Precinct 1	527	2,130
Bois Blanc Township, Precinct 1	56	114
Brevort Township, Precinct 1	147	457
Clark Township, Precinct 1	652	1,752
Garfield Township, Precinct 1	178	211
Garfield Township, Precinct 2	202	696
Hendricks Township, Precinct 1	64	113
Hudson Township, Precinct 1	62	171
Marquette Township, Precinct 1	194	508
Moran Township, Precinct 1	364	948
Newton Township, Precinct 1	128	389
Portage Township, Precinct 1	372	782
St. Ignace Township, Precinct 1	207	732
Mackinac County Michigan - Total	3,343	9,801
Cumulative		
Cumulative	0	0
Cumulative - Total	0	0
County - Total	3,343	9,801

Precinct	Edward M. Wilk (REP)	Total Votes	Unresolved Write-In
County			
Mackinac County Michigan			
City of Mackinac Island, Precinct 1	72	72	0
City of St. Ignace, Precinct 1	245	245	1
Bois Blanc Township, Precinct 1	20	20	0
Brevort Township, Precinct 1	73	73	0
Clark Township, Precinct 1	327	327	2
Garfield Township, Precinct 1	130	130	1
Garfield Township, Precinct 2	129	129	0
Hendricks Township, Precinct 1	37	37	0
Hudson Township, Precinct 1	29	29	0
Marquette Township, Precinct 1	134	134	0
Moran Township, Precinct 1	157	157	0
Newton Township, Precinct 1	52	52	1
Portage Township, Precinct 1	228	228	1
St. Ignace Township, Precinct 1	102	102	0
Mackinac County Michigan - Total	1,735	1,735	6
Cumulative			
Cumulative	0	0	0
Cumulative - Total	0	0	0
County - Total	1,735	1,735	6

County Clerk (REP) (Vote for 1) REP

Precinct	Times Cast	Registered Voters
County		
Mackinac County Michigan		
City of Mackinac Island, Precinct 1	190	798
City of St. Ignace, Precinct 1	527	2,130
Bois Blanc Township, Precinct 1	56	114
Brevort Township, Precinct 1	147	457
Clark Township, Precinct 1	652	1,752
Garfield Township, Precinct 1	178	211
Garfield Township, Precinct 2	202	696
Hendricks Township, Precinct 1	64	113
Hudson Township, Precinct 1	62	171
Marquette Township, Precinct 1	194	508
Moran Township, Precinct 1	364	948
Newton Township, Precinct 1	128	389
Portage Township, Precinct 1	372	782
St. Ignace Township, Precinct 1	207	732
Mackinac County Michigan - Total	3,343	9,801
Cumulative		
Cumulative	0	0
Cumulative - Total	0	0
County - Total	3,343	9,801

Precinct	Lori Wisner Johnston (REP)	Total Votes	Unresolved Write-In
County			
Mackinac County Michigan			
City of Mackinac Island, Precinct 1	69	69	0
City of St. Ignace, Precinct 1	242	242	0
Bois Blanc Township, Precinct 1	20	20	0
Brevort Township, Precinct 1	79	79	1
Clark Township, Precinct 1	330	330	1
Garfield Township, Precinct 1	119	119	1
Garfield Township, Precinct 2	123	123	0
Hendricks Township, Precinct 1	37	37	0
Hudson Township, Precinct 1	25	25	0
Marquette Township, Precinct 1	137	137	0
Moran Township, Precinct 1	159	159	0
Newton Township, Precinct 1	48	48	0
Portage Township, Precinct 1	229	229	0
St. Ignace Township, Precinct 1	104	104	0
Mackinac County Michigan - Total	1,721	1,721	3
Cumulative			
Cumulative	0	0	0
Cumulative - Total	0	0	0
County - Total	1,721	1,721	3

County Treasurer (REP) (Vote for 1) REP

Precinct	Times Cast	Registered Voters
County		
Mackinac County Michigan		
City of Mackinac Island, Precinct 1	190	798
City of St. Ignace, Precinct 1	527	2,130
Bois Blanc Township, Precinct 1	56	114
Brevort Township, Precinct 1	147	457
Clark Township, Precinct 1	652	1,752
Garfield Township, Precinct 1	178	211
Garfield Township, Precinct 2	202	696
Hendricks Township, Precinct 1	64	113
Hudson Township, Precinct 1	62	171
Marquette Township, Precinct 1	194	508
Moran Township, Precinct 1	364	948
Newton Township, Precinct 1	128	389
Portage Township, Precinct 1	372	782
St. Ignace Township, Precinct 1	207	732
Mackinac County Michigan - Total	3,343	9,801
Cumulative		
Cumulative	0	0
Cumulative - Total	0	0
County - Total	3,343	9,801

Precinct	Jennifer E. Goudreau (REP)	Total Votes	Unresolved Write-In
County			
Mackinac County Michigan			
City of Mackinac Island, Precinct 1	72	72	0
City of St. Ignace, Precinct 1	258	258	0
Bois Blanc Township, Precinct 1	21	21	0
Brevort Township, Precinct 1	82	82	0
Clark Township, Precinct 1	324	324	1
Garfield Township, Precinct 1	120	120	0
Garfield Township, Precinct 2	126	126	0
Hendricks Township, Precinct 1	36	36	0
Hudson Township, Precinct 1	25	25	0
Marquette Township, Precinct 1	135	135	0
Moran Township, Precinct 1	163	163	0
Newton Township, Precinct 1	49	49	0
Portage Township, Precinct 1	230	230	1
St. Ignace Township, Precinct 1	103	103	0
Mackinac County Michigan - Total	1,744	1,744	2
Cumulative			
Cumulative	0	0	0
Cumulative - Total	0	0	0
County - Total	1,744	1,744	2

County Register of Deeds (REP) (Vote for 1) REP

Precinct	Times Cast	Registered Voters
County		
Mackinac County Michigan		
City of Mackinac Island, Precinct 1	190	798
City of St. Ignace, Precinct 1	527	2,130
Bois Blanc Township, Precinct 1	56	114
Brevort Township, Precinct 1	147	457
Clark Township, Precinct 1	652	1,752
Garfield Township, Precinct 1	178	211
Garfield Township, Precinct 2	202	696
Hendricks Township, Precinct 1	64	113
Hudson Township, Precinct 1	62	171
Marquette Township, Precinct 1	194	508
Moran Township, Precinct 1	364	948
Newton Township, Precinct 1	128	389
Portage Township, Precinct 1	372	782
St. Ignace Township, Precinct 1	207	732
Mackinac County Michigan - Total	3,343	9,801
Cumulative		
Cumulative	0	0
Cumulative - Total	0	0
County - Total	3,343	9,801

Precinct	Deborah M. Holle (REP)	Total Votes	Unresolved Write-In
County			
Mackinac County Michigan			
City of Mackinac Island, Precinct 1	73	73	0
City of St. Ignace, Precinct 1	247	247	1
Bois Blanc Township, Precinct 1	21	21	0
Brevort Township, Precinct 1	76	76	1
Clark Township, Precinct 1	321	321	0
Garfield Township, Precinct 1	120	120	0
Garfield Township, Precinct 2	123	123	0
Hendricks Township, Precinct 1	34	34	1
Hudson Township, Precinct 1	23	23	0
Marquette Township, Precinct 1	133	133	0
Moran Township, Precinct 1	155	155	1
Newton Township, Precinct 1	47	47	0
Portage Township, Precinct 1	227	227	1
St. Ignace Township, Precinct 1	100	100	0
Mackinac County Michigan - Total	1,700	1,700	5
Cumulative			
Cumulative	0	0	0
Cumulative - Total	0	0	0
County - Total	1,700	1,700	5

County Road Commissioner (REP) (Vote for 1) REP

Precinct	Times Cast	Registered Voters
County		
Mackinac County Michigan		
City of Mackinac Island, Precinct 1	190	798
City of St. Ignace, Precinct 1	527	2,130
Bois Blanc Township, Precinct 1	56	114
Brevort Township, Precinct 1	147	457
Clark Township, Precinct 1	652	1,752
Garfield Township, Precinct 1	178	211
Garfield Township, Precinct 2	202	696
Hendricks Township, Precinct 1	64	113
Hudson Township, Precinct 1	62	171
Marquette Township, Precinct 1	194	508
Moran Township, Precinct 1	364	948
Newton Township, Precinct 1	128	389
Portage Township, Precinct 1	372	782
St. Ignace Township, Precinct 1	207	732
Mackinac County Michigan - Total	3,343	9,801
Cumulative		
Cumulative	0	0
Cumulative - Total	0	0
County - Total	3,343	9,801

Precinct	Tom Doty (REP)	Total Votes	Unresolved Write-In
County			
Mackinac County Michigan			
City of Mackinac Island, Precinct 1	71	71	0
City of St. Ignace, Precinct 1	240	240	0
Bois Blanc Township, Precinct 1	21	21	0
Brevort Township, Precinct 1	80	80	0
Clark Township, Precinct 1	324	324	2
Garfield Township, Precinct 1	115	115	2
Garfield Township, Precinct 2	126	126	0
Hendricks Township, Precinct 1	37	37	0
Hudson Township, Precinct 1	27	27	0
Marquette Township, Precinct 1	131	131	1
Moran Township, Precinct 1	150	150	2
Newton Township, Precinct 1	48	48	1
Portage Township, Precinct 1	226	226	0
St. Ignace Township, Precinct 1	102	102	0
Mackinac County Michigan - Total	1,698	1,698	8
Cumulative			
Cumulative	0	0	0
Cumulative - Total	0	0	0
County - Total	1,698	1,698	8

County Surveyor (REP) (Vote for 1) REP

Precinct	Times Cast	Registered Voters
County		
Mackinac County Michigan		
City of Mackinac Island, Precinct 1	190	798
City of St. Ignace, Precinct 1	527	2,130
Bois Blanc Township, Precinct 1	56	114
Brevort Township, Precinct 1	147	457
Clark Township, Precinct 1	652	1,752
Garfield Township, Precinct 1	178	211
Garfield Township, Precinct 2	202	696
Hendricks Township, Precinct 1	64	113
Hudson Township, Precinct 1	62	171
Marquette Township, Precinct 1	194	508
Moran Township, Precinct 1	364	948
Newton Township, Precinct 1	128	389
Portage Township, Precinct 1	372	782
St. Ignace Township, Precinct 1	207	732
Mackinac County Michigan - Total	3,343	9,801
Cumulative		
Cumulative	0	0
Cumulative - Total	0	0
County - Total	3,343	9,801

Precinct	Jeffrey M. Davis (REP)	Total Votes	Unresolved Write-In
County			
Mackinac County Michigan			
City of Mackinac Island, Precinct 1	72	72	0
City of St. Ignace, Precinct 1	235	235	1
Bois Blanc Township, Precinct 1	19	19	0
Brevort Township, Precinct 1	78	78	0
Clark Township, Precinct 1	352	352	0
Garfield Township, Precinct 1	123	123	0
Garfield Township, Precinct 2	125	125	0
Hendricks Township, Precinct 1	34	34	0
Hudson Township, Precinct 1	24	24	0
Marquette Township, Precinct 1	134	134	0
Moran Township, Precinct 1	153	153	0
Newton Township, Precinct 1	49	49	0
Portage Township, Precinct 1	224	224	0
St. Ignace Township, Precinct 1	99	99	0
Mackinac County Michigan - Total	1,721	1,721	1
Cumulative			
Cumulative	0	0	0
Cumulative - Total	0	0	0
County - Total	1,721	1,721	1

County Commissioner 1st District (REP) (Vote for 1) REP

Precinct	Times Cast	Registered Voters
County		
Mackinac County Michigan		
Garfield Township, Precinct 1	178	211
Garfield Township, Precinct 2	91	466
Newton Township, Precinct 1	128	389
Portage Township, Precinct 1	372	782
Mackinac County Michigan - Total	769	1,848
Cumulative		
Cumulative	0	0
Cumulative - Total	0	0
County - Total	769	1,848

Precinct	Jim Hill (REP)	Total Votes	Unresolved Write-In
County			
Mackinac County Michigan			
Garfield Township, Precinct 1	125	125	1
Garfield Township, Precinct 2	52	52	0
Newton Township, Precinct 1	52	52	0
Portage Township, Precinct 1	242	242	1
Mackinac County Michigan - Total	471	471	2
Cumulative			
Cumulative	0	0	0
Cumulative - Total	0	0	0
County - Total	471	471	2

County Commissioner 2nd District (REP) (Vote for 1) REP

Precinct	Times Cast	Registered Voters
County		
Mackinac County Michigan		
Brevort Township, Precinct 1	147	457
Garfield Township, Precinct 2	111	230
Hendricks Township, Precinct 1	64	113
Hudson Township, Precinct 1	62	171
Moran Township, Precinct 1	364	948
Mackinac County Michigan - Total	748	1,919
Cumulative		
Cumulative	0	0
Cumulative - Total	0	0
County - Total	748	1,919

Precinct	Craig Lehrke (REP)	Total Votes	Unresolved Write-In
County			
Mackinac County Michigan			
Brevort Township, Precinct 1	62	62	0
Garfield Township, Precinct 2	67	67	0
Hendricks Township, Precinct 1	29	29	0
Hudson Township, Precinct 1	23	23	0
Moran Township, Precinct 1	138	138	2
Mackinac County Michigan - Total	319	319	2
Cumulative			
Cumulative	0	0	0
Cumulative - Total	0	0	0
County - Total	319	319	2

County Commissioner 3rd District (REP) (Vote for 1) REP

Precinct	Times Cast	Registered Voters
County		
Mackinac County Michigan		
City of St. Ignace, Precinct 1	140	709
Marquette Township, Precinct 1	174	468
St. Ignace Township, Precinct 1	207	732
Mackinac County Michigan - Total	521	1,909
Cumulative		
Cumulative	0	0
Cumulative - Total	0	0
County - Total	521	1,909

Precinct	Paul Krause (REP)	Total Votes	Unresolved Write-In
County			
Mackinac County Michigan			
City of St. Ignace, Precinct 1	55	55	0
Marquette Township, Precinct 1	117	117	0
St. Ignace Township, Precinct 1	99	99	1
Mackinac County Michigan - Total	271	271	1
Cumulative			
Cumulative	0	0	0
Cumulative - Total	0	0	0
County - Total	271	271	1

County Commissioner 4th District (REP) (Vote for 1) REP

Precinct	Times Cast	Registered Voters
County		
Mackinac County Michigan		
Clark Township, Precinct 1	652	1,752
Marquette Township, Precinct 1	20	40
Mackinac County Michigan - Total	672	1,792
Cumulative		
Cumulative	0	0
Cumulative - Total	0	0
County - Total	672	1,792

Precinct	Mike J. Patrick (REP)	Total Votes	Unresolved Write-In
County			
Mackinac County Michigan			
Clark Township, Precinct 1	303	303	2
Marquette Township, Precinct 1	14	14	1
Mackinac County Michigan - Total	317	317	3
Cumulative			
Cumulative	0	0	0
Cumulative - Total	0	0	0
County - Total	317	317	3

County Commissioner 5th District (REP) (Vote for 1) REP

Precinct	Times Cast	Registered Voters
County		
Mackinac County Michigan		
City of Mackinac Island, Precinct 1	190	798
City of St. Ignace, Precinct 1	387	1,421
Bois Blanc Township, Precinct 1	56	114
Mackinac County Michigan - Total	633	2,333
Cumulative		
Cumulative	0	0
Cumulative - Total	0	0
County - Total	633	2,333

Precinct	Calvin McPhee (REP)	Total Votes	Unresolved Write-In
County			
Mackinac County Michigan			
City of Mackinac Island, Precinct 1	65	65	0
City of St. Ignace, Precinct 1	180	180	1
Bois Blanc Township, Precinct 1	19	19	0
Mackinac County Michigan - Total	264	264	1
Cumulative			
Cumulative	0	0	0
Cumulative - Total	0	0	0
County - Total	264	264	1

Bois Blanc Township Supervisor (REP) (Vote for 1) REP

Precinct	Times Cast	Registered Voters
County		
Mackinac County Michigan		
Bois Blanc Township, Precinct 1	56	114
Mackinac County Michigan - Total	56	114
Cumulative		
Cumulative	0	0
Cumulative - Total	0	0
County - Total	56	114

Precinct	Total Votes	Unresolved Write-In
County		
Mackinac County Michigan		
Bois Blanc Township, Precinct 1	0	1
Mackinac County Michigan - Total	0	1
Cumulative		
Cumulative	0	0
Cumulative - Total	0	0
County - Total	0	1

Bois Blanc Township Clerk (REP) (Vote for 1) REP

Precinct	Times Cast	Registered Voters
County		
Mackinac County Michigan		
Bois Blanc Township, Precinct 1	56	114
Mackinac County Michigan - Total	56	114
Cumulative		
Cumulative	0	0
Cumulative - Total	0	0
County - Total	56	114

Precinct	Total Votes	Unresolved Write-In
County		
Mackinac County Michigan		
Bois Blanc Township, Precinct 1	0	0
Mackinac County Michigan - Total	0	0
Cumulative		
Cumulative	0	0
Cumulative - Total	0	0
County - Total	0	0

Bois Blanc Township Treasurer (REP) (Vote for 1) REP

Precinct	Times Cast	Registered Voters
County		
Mackinac County Michigan		
Bois Blanc Township, Precinct 1	56	114
Mackinac County Michigan - Total	56	114
Cumulative		
Cumulative	0	0
Cumulative - Total	0	0
County - Total	56	114

Precinct	Total Votes	Unresolved Write-In
County		
Mackinac County Michigan		
Bois Blanc Township, Precinct 1	0	0
Mackinac County Michigan - Total	0	0
Cumulative		
Cumulative	0	0
Cumulative - Total	0	0
County - Total	0	0

Bois Blanc Township Trustee (REP) (Vote for 2) REP

Precinct	Times Cast	Registered Voters
County		
Mackinac County Michigan		
Bois Blanc Township, Precinct 1	56	114
Mackinac County Michigan - Total	56	114
Cumulative		
Cumulative	0	0
Cumulative - Total	0	0
County - Total	56	114

Precinct	Total Votes	Unresolved Write-In
County		
Mackinac County Michigan		
Bois Blanc Township, Precinct 1	0	0
Mackinac County Michigan - Total	0	0
Cumulative		
Cumulative	0	0
Cumulative - Total	0	0
County - Total	0	0

Brevort Township Supervisor (REP) (Vote for 1) REP

Precinct	Times Cast	Registered Voters
County		
Mackinac County Michigan		
Brevort Township, Precinct 1	147	457
Mackinac County Michigan - Total	147	457
Cumulative		
Cumulative	0	0
Cumulative - Total	0	0
County - Total	147	457

Precinct	Edward Serwach (REP)	Total Votes	Unresolved Write-In
County			
Mackinac County Michigan			
Brevort Township, Precinct 1	57	57	3
Mackinac County Michigan - Total	57	57	3
Cumulative			
Cumulative	0	0	0
Cumulative - Total	0	0	0
County - Total	57	57	3

Brevort Township Clerk (REP) (Vote for 1) REP

Precinct	Times Cast	Registered Voters
County		
Mackinac County Michigan		
Brevort Township, Precinct 1	147	457
Mackinac County Michigan - Total	147	457
Cumulative		
Cumulative	0	0
Cumulative - Total	0	0
County - Total	147	457

Precinct	Shyanne Bird (REP)	Total Votes	Unresolved Write-In
County			
Mackinac County Michigan			
Brevort Township, Precinct 1	56	56	1
Mackinac County Michigan - Total	56	56	1
Cumulative			
Cumulative	0	0	0
Cumulative - Total	0	0	0
County - Total	56	56	1

Brevort Township Treasurer (REP) (Vote for 1) REP

Precinct	Times Cast	Registered Voters
County		
Mackinac County Michigan		
Brevort Township, Precinct 1	147	457
Mackinac County Michigan - Total	147	457
Cumulative		
Cumulative	0	0
Cumulative - Total	0	0
County - Total	147	457

Precinct	Brian Olsen (REP)	Total Votes	Unresolved Write-In
County			
Mackinac County Michigan			
Brevort Township, Precinct 1	73	73	0
Mackinac County Michigan - Total	73	73	0
Cumulative			
Cumulative	0	0	0
Cumulative - Total	0	0	0
County - Total	73	73	0

Brevort Township Trustee (REP) (Vote for 2) REP

Precinct	Times Cast	Registered Voters
County		
Mackinac County Michigan		
Brevort Township, Precinct 1	147	457
Mackinac County Michigan - Total	147	457
Cumulative		
Cumulative	0	0
Cumulative - Total	0	0
County - Total	147	457

Precinct	Tabatha Orr (REP)	William J. Orr (REP)	Total Votes
County			
Mackinac County Michigan			
Brevort Township, Precinct 1	67	68	135
Mackinac County Michigan - Total	67	68	135
Cumulative			
Cumulative	0	0	0
Cumulative - Total	0	0	0
County - Total	67	68	135

Precinct	Unresolved Write-In
County	
Mackinac County Michigan	
Brevort Township, Precinct 1	0
Mackinac County Michigan - Total	0
Cumulative	
Cumulative	0
Cumulative - Total	0
County - Total	0

Clark Township Supervisor (REP) (Vote for 1) REP

Precinct	Times Cast	Registered Voters
County		
Mackinac County Michigan		
Clark Township, Precinct 1	652	1,752
Mackinac County Michigan - Total	652	1,752
Cumulative		
Cumulative	0	0
Cumulative - Total	0	0
County - Total	652	1,752

Precinct	Mark Clymer (REP)	Total Votes	Unresolved Write-In
County			
Mackinac County Michigan			
Clark Township, Precinct 1	309	309	2
Mackinac County Michigan - Total	309	309	2
Cumulative			
Cumulative	0	0	0
Cumulative - Total	0	0	0
County - Total	309	309	2

Clark Township Clerk (REP) (Vote for 1) REP

Precinct	Times Cast	Registered Voters
County		
Mackinac County Michigan		
Clark Township, Precinct 1	652	1,752
Mackinac County Michigan - Total	652	1,752
Cumulative		
Cumulative	0	0
Cumulative - Total	0	0
County - Total	652	1,752

Precinct	Total Votes	Unresolved Write-In
County		
Mackinac County Michigan		
Clark Township, Precinct 1	0	20
Mackinac County Michigan - Total	0	20
Cumulative		
Cumulative	0	0
Cumulative - Total	0	0
County - Total	0	20

Clark Township Treasurer (REP) (Vote for 1) REP

Precinct	Times Cast	Registered Voters
County		
Mackinac County Michigan		
Clark Township, Precinct 1	652	1,752
Mackinac County Michigan - Total	652	1,752
Cumulative		
Cumulative	0	0
Cumulative - Total	0	0
County - Total	652	1,752

Precinct	Lisa Fitzgerald (REP)	Total Votes	Unresolved Write-In
County			
Mackinac County Michigan			
Clark Township, Precinct 1	302	302	1
Mackinac County Michigan - Total	302	302	1
Cumulative			
Cumulative	0	0	0
Cumulative - Total	0	0	0
County - Total	302	302	1

Clark Township Trustee (REP) (Vote for 2) REP

Precinct	Times Cast	Registered Voters
County		
Mackinac County Michigan		
Clark Township, Precinct 1	652	1,752
Mackinac County Michigan - Total	652	1,752
Cumulative		
Cumulative	0	0
Cumulative - Total	0	0
County - Total	652	1,752

Precinct	Sarah Patton (REP)	Patrick Schuster (REP)	Total Votes
County			
Mackinac County Michigan			
Clark Township, Precinct 1	293	218	511
Mackinac County Michigan - Total	293	218	511
Cumulative			
Cumulative	0	0	0
Cumulative - Total	0	0	0
County - Total	293	218	511

Precinct	Unresolved Write-In
County	
Mackinac County Michigan	
Clark Township, Precinct 1	2
Mackinac County Michigan - Total	2
Cumulative	
Cumulative	0
Cumulative - Total	0
County - Total	2

Garfield Township Supervisor (REP) (Vote for 1) REP

Precinct	Times Cast	Registered Voters
County		
Mackinac County Michigan		
Garfield Township, Precinct 1	178	211
Garfield Township, Precinct 2	202	696
Mackinac County Michigan - Total	380	907
Cumulative		
Cumulative	0	0
Cumulative - Total	0	0
County - Total	380	907

Precinct	Donald Butkovich (REP)	Total Votes	Unresolved Write-In
County			
Mackinac County Michigan			
Garfield Township, Precinct 1	124	124	0
Garfield Township, Precinct 2	139	139	0
Mackinac County Michigan - Total	263	263	0
Cumulative			
Cumulative	0	0	0
Cumulative - Total	0	0	0
County - Total	263	263	0

Garfield Township Clerk (REP) (Vote for 1) REP

Precinct	Times Cast	Registered Voters
County		
Mackinac County Michigan		
Garfield Township, Precinct 1	178	211
Garfield Township, Precinct 2	202	696
Mackinac County Michigan - Total	380	907
Cumulative		
Cumulative	0	0
Cumulative - Total	0	0
County - Total	380	907

Precinct	Paula M. Fillman (REP)	Daryl Schroeder (REP)	Total Votes
County			
Mackinac County Michigan			
Garfield Township, Precinct 1	69	79	148
Garfield Township, Precinct 2	104	52	156
Mackinac County Michigan - Total	173	131	304
Cumulative			
Cumulative	0	0	0
Cumulative - Total	0	0	0
County - Total	173	131	304

Precinct	Unresolved Write-In
County	
Mackinac County Michigan	
Garfield Township, Precinct 1	0
Garfield Township, Precinct 2	0
Mackinac County Michigan - Total	0
Cumulative	
Cumulative	0
Cumulative - Total	0
County - Total	0

Garfield Township Treasurer (REP) (Vote for 1) REP

Precinct	Times Cast	Registered Voters
County		
Mackinac County Michigan		
Garfield Township, Precinct 1	178	211
Garfield Township, Precinct 2	202	696
Mackinac County Michigan - Total	380	907
Cumulative		
Cumulative	0	0
Cumulative - Total	0	0
County - Total	380	907

Precinct	Susan Butkovich (REP)	Total Votes	Unresolved Write-In
County			
Mackinac County Michigan			
Garfield Township, Precinct 1	103	103	2
Garfield Township, Precinct 2	122	122	1
Mackinac County Michigan - Total	225	225	3
Cumulative			
Cumulative	0	0	0
Cumulative - Total	0	0	0
County - Total	225	225	3

Garfield Township Trustee (REP) (Vote for 2) REP

Precinct	Times Cast	Registered Voters
County		
Mackinac County Michigan		
Garfield Township, Precinct 1	178	211
Garfield Township, Precinct 2	202	696
Mackinac County Michigan - Total	380	907
Cumulative		
Cumulative	0	0
Cumulative - Total	0	0
County - Total	380	907

Precinct	Clarence J. Ketcher (REP)	Duncan S. MacArthur (REP)	Total Votes
County			
Mackinac County Michigan			
Garfield Township, Precinct 1	106	110	216
Garfield Township, Precinct 2	110	108	218
Mackinac County Michigan - Total	216	218	434
Cumulative			
Cumulative	0	0	0
Cumulative - Total	0	0	0
County - Total	216	218	434

Precinct		Unresolved Write-In
County		
Mackinac County Michigan		
Garfield Township, Precinct 1		0
Garfield Township, Precinct 2		0
Mackinac County Michigan - Total		0
Cumulative		
Cumulative		0
Cumulative - Total		0
County - Total		0

Hendricks Township Supervisor (REP) (Vote for 1) REP

Precinct	Times Cast	Registered Voters
County		
Mackinac County Michigan		
Hendricks Township, Precinct 1	64	113
Mackinac County Michigan - Total	64	113
Cumulative		
Cumulative	0	0
Cumulative - Total	0	0
County - Total	64	113

Precinct	Total Votes	Unresolved Write-In
County		
Mackinac County Michigan		
Hendricks Township, Precinct 1	0	5
Mackinac County Michigan - Total	0	5
Cumulative		
Cumulative	0	0
Cumulative - Total	0	0
County - Total	0	5

Hendricks Township Clerk (REP) (Vote for 1) REP

Precinct	Times Cast	Registered Voters
County		
Mackinac County Michigan		
Hendricks Township, Precinct 1	64	113
Mackinac County Michigan - Total	64	113
Cumulative		
Cumulative	0	0
Cumulative - Total	0	0
County - Total	64	113

Precinct	Total Votes	Unresolved Write-In
County		
Mackinac County Michigan		
Hendricks Township, Precinct 1	0	4
Mackinac County Michigan - Total	0	4
Cumulative		
Cumulative	0	0
Cumulative - Total	0	0
County - Total	0	4

Hendricks Township Treasurer (REP) (Vote for 1) REP

Precinct	Times Cast	Registered Voters
County		
Mackinac County Michigan		
Hendricks Township, Precinct 1	64	113
Mackinac County Michigan - Total	64	113
Cumulative		
Cumulative	0	0
Cumulative - Total	0	0
County - Total	64	113

Precinct	Total Votes	Unresolved Write-In
County		
Mackinac County Michigan		
Hendricks Township, Precinct 1	0	5
Mackinac County Michigan - Total	0	5
Cumulative		
Cumulative	0	0
Cumulative - Total	0	0
County - Total	0	5

Hendricks Township Trustee (REP) (Vote for 2) REP

Precinct	Times Cast	Registered Voters
County		
Mackinac County Michigan		
Hendricks Township, Precinct 1	64	113
Mackinac County Michigan - Total	64	113
Cumulative		
Cumulative	0	0
Cumulative - Total	0	0
County - Total	64	113

Precinct	Total Votes	Unresolved Write-In
County		
Mackinac County Michigan		
Hendricks Township, Precinct 1	0	44
Mackinac County Michigan - Total	0	44
Cumulative		
Cumulative	0	0
Cumulative - Total	0	0
County - Total	0	44

Hendricks Township Constable (REP) (Vote for 1) REP

Precinct	Times Cast	Registered Voters
County		
Mackinac County Michigan		
Hendricks Township, Precinct 1	64	113
Mackinac County Michigan - Total	64	113
Cumulative		
Cumulative	0	0
Cumulative - Total	0	0
County - Total	64	113

Precinct	Carmen L. Schultz (REP)	Total Votes	Unresolved Write-In
County			
Mackinac County Michigan			
Hendricks Township, Precinct 1	33	33	1
Mackinac County Michigan - Total	33	33	1
Cumulative			
Cumulative	0	0	0
Cumulative - Total	0	0	0
County - Total	33	33	1

Hudson Township Supervisor (REP) (Vote for 1) REP

Precinct	Times Cast	Registered Votes
County		
Mackinac County Michigan		
Hudson Township, Precinct 1	62	171
Mackinac County Michigan - Total	62	171
Cumulative		
Cumulative	0	0
Cumulative - Total	0	0
County - Total	62	171

Precinct	Total Votes	Unresolved Write-In
County		
Mackinac County Michigan		
Hudson Township, Precinct 1	0	1
Mackinac County Michigan - Total	0	1
Cumulative		
Cumulative	0	0
Cumulative - Total	0	0
County - Total	0	1

Hudson Township Clerk (REP) (Vote for 1) REP

Precinct	Times Cast	Registered Voters
County		
Mackinac County Michigan		
Hudson Township, Precinct 1	62	171
Mackinac County Michigan - Total	62	171
Cumulative		
Cumulative	0	0
Cumulative - Total	0	0
County - Total	62	171

Precinct	Total Votes	Unresolved Write-In
County		
Mackinac County Michigan		
Hudson Township, Precinct 1	0	1
Mackinac County Michigan - Total	0	1
Cumulative		
Cumulative	0	0
Cumulative - Total	0	0
County - Total	0	1

Hudson Township Treasurer (REP) (Vote for 1) REP

Precinct	Times Cast	Registered Voters
County		
Mackinac County Michigan		
Hudson Township, Precinct 1	62	171
Mackinac County Michigan - Total	62	171
Cumulative		
Cumulative	0	0
Cumulative - Total	0	0
County - Total	62	171

Precinct	Total Votes	Unresolved Write-In
County		
Mackinac County Michigan		
Hudson Township, Precinct 1	0	1
Mackinac County Michigan - Total	0	1
Cumulative		
Cumulative	0	0
Cumulative - Total	0	0
County - Total	0	1

Hudson Township Trustee (REP) (Vote for 2) REP

Precinct	Times Cast	Registered Voters
County		
Mackinac County Michigan		
Hudson Township, Precinct 1	62	171
Mackinac County Michigan - Total	62	171
Cumulative		
Cumulative	0	0
Cumulative - Total	0	0
County - Total	62	171

Precinct	Karen Kerridge (REP)	Total Votes	Unresolved Write-In
County			
Mackinac County Michigan			
Hudson Township, Precinct 1	26	26	0
Mackinac County Michigan - Total	26	26	0
Cumulative			
Cumulative	0	0	0
Cumulative - Total	0	0	0
County - Total	26	26	0

Marquette Township Supervisor (REP) (Vote for 1) REP

Precinct	Times Cast	Registered Voters
County		
Mackinac County Michigan		
Marquette Township, Precinct 1	194	508
Mackinac County Michigan - Total	194	508
Cumulative		
Cumulative	0	0
Cumulative - Total	0	0
County - Total	194	508

Precinct	George Huff (REP)	Julia Kronmeyer (REP)	Total Votes
County			
Mackinac County Michigan			
Marquette Township, Precinct 1	53	87	140
Mackinac County Michigan - Total	53	87	140
Cumulative			
Cumulative	0	0	0
Cumulative - Total	0	0	0
County - Total	53	87	140

Precinct	Unresolved Write-In
County	
Mackinac County Michigan	
Marquette Township, Precinct 1	0
Mackinac County Michigan - Total	0
Cumulative	
Cumulative	0
Cumulative - Total	0
County - Total	0

Marquette Township Clerk (REP) (Vote for 1) REP

Precinct	Times Cast	Registered Voters
County		
Mackinac County Michigan		
Marquette Township, Precinct 1	194	508
Mackinac County Michigan - Total	194	508
Cumulative		
Cumulative	0	0
Cumulative - Total	0	0
County - Total	194	508

Precinct	Renee Leese (REP)	Total Votes	Unresolved Write-In
County			
Mackinac County Michigan			
Marquette Township, Precinct 1	137	137	0
Mackinac County Michigan - Total	137	137	0
Cumulative			
Cumulative	0	0	0
Cumulative - Total	0	0	0
County - Total	137	137	0

Marquette Township Treasurer (REP) (Vote for 1) REP

Precinct	Times Cast	Registered Voters
County		
Mackinac County Michigan		
Marquette Township, Precinct 1	194	508
Mackinac County Michigan - Total	194	508
Cumulative		
Cumulative	0	0
Cumulative - Total	0	0
County - Total	194	508

Precinct	Erik Taylor (REP)	Total Votes	Unresolved Write-In
County			
Mackinac County Michigan			
Marquette Township, Precinct 1	135	135	1
Mackinac County Michigan - Total	135	135	1
Cumulative			
Cumulative	0	0	0
Cumulative - Total	0	0	0
County - Total	135	135	1

Marquette Township Trustee (REP) (Vote for 2) REP

Precinct	Times Cast	Registered Voters
County		
Mackinac County Michigan		
Marquette Township, Precinct 1	194	508
Mackinac County Michigan - Total	194	508
Cumulative		
Cumulative	0	0
Cumulative - Total	0	0
County - Total	194	508

Precinct	William Beacom (REP)	Brody Waybrant (REP)	Total Votes
County			
Mackinac County Michigan			
Marquette Township, Precinct 1	131	105	236
Mackinac County Michigan - Total	131	105	236
Cumulative			
Cumulative	0	0	0
Cumulative - Total	0	0	0
County - Total	131	105	236

Precinct	Unresolved Write-In
County	
Mackinac County Michigan	
Marquette Township, Precinct 1	0
Mackinac County Michigan - Total	0
Cumulative	
Cumulative	0
Cumulative - Total	0
County - Total	0

Moran Township Supervisor (REP) (Vote for 1) REP

Precinct	Times Cast	Registered Voters
County		
Mackinac County Michigan		
Moran Township, Precinct 1	364	948
Mackinac County Michigan - Total	364	948
Cumulative		
Cumulative	0	0
Cumulative - Total	0	0
County - Total	364	948

Precinct	Total Votes	Unresolved Write-In
County		
Mackinac County Michigan		
Moran Township, Precinct 1	0	11
Mackinac County Michigan - Total	0	11
Cumulative		
Cumulative	0	0
Cumulative - Total	0	0
County - Total	0	11

Moran Township Clerk (REP) (Vote for 1) REP

Precinct	Times Cast	Registered Voters
County		
Mackinac County Michigan		
Moran Township, Precinct 1	364	948
Mackinac County Michigan - Total	364	948
Cumulative		
Cumulative	0	0
Cumulative - Total	0	0
County - Total	364	948

Precinct	Total Votes	Unresolved Write-In
County		
Mackinac County Michigan		
Moran Township, Precinct 1	0	9
Mackinac County Michigan - Total	0	9
Cumulative		
Cumulative	0	0
Cumulative - Total	0	0
County - Total	0	9

Moran Township Treasurer (REP) (Vote for 1) REP

Precinct	Times Cast	Registered Voters
County		
Mackinac County Michigan		
Moran Township, Precinct 1	364	948
Mackinac County Michigan - Total	364	948
Cumulative		
Cumulative	0	0
Cumulative - Total	0	0
County - Total	364	948

Precinct	Total Votes	Unresolved Write-In
County		
Mackinac County Michigan		
Moran Township, Precinct 1	0	9
Mackinac County Michigan - Total	0	9
Cumulative		
Cumulative	0	0
Cumulative - Total	0	0
County - Total	0	9

Moran Township Trustee (REP) (Vote for 2) REP

Precinct	Times Cast	Registered Voters
County		
Mackinac County Michigan		
Moran Township, Precinct 1	364	948
Mackinac County Michigan - Total	364	948
Cumulative		
Cumulative	0	0
Cumulative - Total	0	0
County - Total	364	948

Precinct	Mark Spencer (REP)	Craig A. Therrian (REP)	Total Votes
County			
Mackinac County Michigan			
Moran Township, Precinct 1	116	142	258
Mackinac County Michigan - Total	116	142	258
Cumulative			
Cumulative	0	0	0
Cumulative - Total	0	0	0
County - Total	116	142	258

Precinct	Unresolved Write-In
County	
Mackinac County Michigan	
Moran Township, Precinct 1	0
Mackinac County Michigan - Total	0
Cumulative	
Cumulative	0
Cumulative - Total	0
County - Total	0

Newton Township Supervisor (REP) (Vote for 1) REP

Precinct	Times Cast	Registered Voters
County		
Mackinac County Michigan		
Newton Township, Precinct 1	128	389
Mackinac County Michigan - Total	128	389
Cumulative		
Cumulative	0	0
Cumulative - Total	0	0
County - Total	128	389

Precinct	Fred Burton (REP)	Total Votes	Unresolved Write-In
County			
Mackinac County Michigan			
Newton Township, Precinct 1	54	54	1
Mackinac County Michigan - Total	54	54	1
Cumulative			
Cumulative	0	0	0
Cumulative - Total	0	0	0
County - Total	54	54	1

Newton Township Clerk (REP) (Vote for 1) REP

Precinct	Times Cast	Registered Voters
County		
Mackinac County Michigan		
Newton Township, Precinct 1	128	389
Mackinac County Michigan - Total	128	389
Cumulative		
Cumulative	0	0
Cumulative - Total	0	0
County - Total	128	389

Precinct	Sherry Salter (REP)	Total Votes	Unresolved Write-In
County			
Mackinac County Michigan			
Newton Township, Precinct 1	49	49	0
Mackinac County Michigan - Total	49	49	0
Cumulative			
Cumulative	0	0	0
Cumulative - Total	0	0	0
County - Total	49	49	0

Newton Township Treasurer (REP) (Vote for 1) REP

Precinct	Times Cast	Registered Voters
County		
Mackinac County Michigan		
Newton Township, Precinct 1	128	389
Mackinac County Michigan - Total	128	389
Cumulative		
Cumulative	0	0
Cumulative - Total	0	0
County - Total	128	389

Precinct	Marilyn Mary Strickland (REP)	Total Votes	Unresolved Write-In
County			
Mackinac County Michigan			
Newton Township, Precinct 1	48	48	3
Mackinac County Michigan - Total	48	48	3
Cumulative			
Cumulative	0	0	0
Cumulative - Total	0	0	0
County - Total	48	48	3

Newton Township Trustee (REP) (Vote for 2) REP

Precinct	Times Cast	Registered Voters
County		
Mackinac County Michigan		
Newton Township, Precinct 1	128	389
Mackinac County Michigan - Total	128	389
Cumulative		
Cumulative	0	0
Cumulative - Total	0	0
County - Total	128	389

Precinct	Keith Kenton Keller (REP)	Ronald D. O'Neil (REP)	Total Votes
County			
Mackinac County Michigan			
Newton Township, Precinct 1	43	46	89
Mackinac County Michigan - Total	43	46	89
Cumulative			
Cumulative	0	0	0
Cumulative - Total	0	0	0
County - Total	43	46	89

Precinct	Unresolved Write-In
County	
Mackinac County Michigan	
Newton Township, Precinct 1	1
Mackinac County Michigan - Total	1
Cumulative	
Cumulative	0
Cumulative - Total	0
County - Total	1

Portage Township Supervisor (REP) (Vote for 1) REP

Precinct	Times Cast	Registered Voters
County		
Mackinac County Michigan		
Portage Township, Precinct 1	372	782
Mackinac County Michigan - Total	372	782
Cumulative		
Cumulative	0	0
Cumulative - Total	0	0
County - Total	372	782

Precinct	Donald Reed (REP)	Stephen Sicinski (REP)	Total Votes
County			
Mackinac County Michigan			
Portage Township, Precinct 1	184	86	270
Mackinac County Michigan - Total	184	86	270
Cumulative			
Cumulative	0	0	0
Cumulative - Total	0	0	0
County - Total	184	86	270

Precinct	Unresolved Write-In
County	
Mackinac County Michigan	
Portage Township, Precinct 1	1
Mackinac County Michigan - Total	1
Cumulative	
Cumulative	0
Cumulative - Total	0
County - Total	1

Portage Township Clerk (REP) (Vote for 1) REP

Precinct	Times Cast	Registered Voters
County		
Mackinac County Michigan		
Portage Township, Precinct 1	372	782
Mackinac County Michigan - Total	372	782
Cumulative		
Cumulative	0	0
Cumulative - Total	0	0
County - Total	372	782

Precinct	Pat MacLachlan (REP)	Total Votes	Unresolved Write-In
County			
Mackinac County Michigan			
Portage Township, Precinct 1	225	225	11
Mackinac County Michigan - Total	225	225	11
Cumulative			
Cumulative	0	0	0
Cumulative - Total	0	0	0
County - Total	225	225	11

Portage Township Treasurer (REP) (Vote for 1) REP

Precinct	Times Cast	Registered Voters
County		
Mackinac County Michigan		
Portage Township, Precinct 1	372	782
Mackinac County Michigan - Total	372	782
Cumulative		
Cumulative	0	0
Cumulative - Total	0	0
County - Total	372	782

Precinct	Andrea McKeage (REP)	Total Votes	Unresolved Write-In
County			
Mackinac County Michigan			
Portage Township, Precinct 1	243	243	1
Mackinac County Michigan - Total	243	243	1
Cumulative			
Cumulative	0	0	0
Cumulative - Total	0	0	0
County - Total	243	243	1

Portage Township Trustee (REP) (Vote for 2) REP

Precinct	Times Cast	Registered Voters
County		
Mackinac County Michigan		
Portage Township, Precinct 1	372	782
Mackinac County Michigan - Total	372	782
Cumulative		
Cumulative	0	0
Cumulative - Total	0	0
County - Total	372	782

Precinct	Patrick Abram (REP)	Edgar W. Holbrook (REP)	Total Votes
County			
Mackinac County Michigan			
Portage Township, Precinct 1	219	181	400
Mackinac County Michigan - Total	219	181	400
Cumulative			
Cumulative	0	0	0
Cumulative - Total	0	0	0
County - Total	219	181	400

Precinct	Unresolved Write-In
County	
Mackinac County Michigan	
Portage Township, Precinct 1	1
Mackinac County Michigan - Total	1
Cumulative	
Cumulative	0
Cumulative - Total	0
County - Total	1

St. Ignace Township Supervisor (REP) (Vote for 1) REP

Precinct	Times Cast	Registered Voters
County		
Mackinac County Michigan		
St. Ignace Township, Precinct 1	207	732
Mackinac County Michigan - Total	207	732
Cumulative		
Cumulative	0	0
Cumulative - Total	0	0
County - Total	207	732

Precinct	Eric J. Danielson (REP)	Total Votes	Unresolved Write-In
County			
Mackinac County Michigan			
St. Ignace Township, Precinct 1	97	97	1
Mackinac County Michigan - Total	97	97	1
Cumulative			
Cumulative	0	0	0
Cumulative - Total	0	0	0
County - Total	97	97	1

St. Ignace Township Clerk (REP) (Vote for 1) REP

Precinct	Times Cast	Registered Voters
County		
Mackinac County Michigan		
St. Ignace Township, Precinct 1	207	732
Mackinac County Michigan - Total	207	732
Cumulative		
Cumulative	0	0
Cumulative - Total	0	0
County - Total	207	732

Precinct	Total Votes	Unresolved Write-In
County		
Mackinac County Michigan		
St. Ignace Township, Precinct 1	0	8
Mackinac County Michigan - Total	0	8
Cumulative		
Cumulative	0	0
Cumulative - Total	0	0
County - Total	0	8

St. Ignace Township Treasurer (REP) (Vote for 1) REP

Precinct	Times Cast	Registered Voters
County		
Mackinac County Michigan		
St. Ignace Township, Precinct 1	207	732
Mackinac County Michigan - Total	207	732
Cumulative		
Cumulative	0	0
Cumulative - Total	0	0
County - Total	207	732

Precinct	Total Votes	Unresolved Write-In
County		
Mackinac County Michigan		
St. Ignace Township, Precinct 1	0	6
Mackinac County Michigan - Total	0	6
Cumulative		
Cumulative	0	0
Cumulative - Total	0	0
County - Total	0	6

St. Ignace Township Trustee (REP) (Vote for 2) REP

Precinct	Times Cast	Registered Voters
County		
Mackinac County Michigan		
St. Ignace Township, Precinct 1	207	732
Mackinac County Michigan - Total	207	732
Cumulative		
Cumulative	0	0
Cumulative - Total	0	0
County - Total	207	732

Precinct	Glenn L. McKenzie (REP)	Allen Mitchell (REP)	Total Votes
County			
Mackinac County Michigan			
St. Ignace Township, Precinct 1	68	73	141
Mackinac County Michigan - Total	68	73	141
Cumulative			
Cumulative	0	0	0
Cumulative - Total	0	0	0
County - Total	68	73	141

Precinct	Unresolved Write-In
County	
Mackinac County Michigan	
St. Ignace Township, Precinct 1	0
Mackinac County Michigan - Total	0
Cumulative	
Cumulative	0
Cumulative - Total	0
County - Total	0

City of Mackinac Island, Precinct 1 Delegate (REP) (Vote for 3) REP

Precinct	Times Cast	Registered Voters
County		
Mackinac County Michigan		
City of Mackinac Island, Precinct 1	190	798
Mackinac County Michigan - Total	190	798
Cumulative		
Cumulative	0	0
Cumulative - Total	0	0
County - Total	190	798

Precinct	Total Votes	Unresolved Write-In
County		
Mackinac County Michigan		
City of Mackinac Island, Precinct 1	0	0
Mackinac County Michigan - Total	0	0
Cumulative		
Cumulative	0	0
Cumulative - Total	0	0
County - Total	0	0

City of St. Ignace, Precinct 1 Delegate (REP) (Vote for 8) **REP**

Precinct	Times Cast	Registered Voters
County		
Mackinac County Michigan		
City of St. Ignace, Precinct 1	527	2,130
Mackinac County Michigan - Total	527	2,130
Cumulative		
Cumulative	0	0
Cumulative - Total	0	0
County - Total	527	2,130

Precinct	Total Votes	Unresolved Write-In
County		
Mackinac County Michigan		
City of St. Ignace, Precinct 1	0	4
Mackinac County Michigan - Total	0	4
Cumulative		
Cumulative	0	0
Cumulative - Total	0	0
County - Total	0	4

Bois Blanc Township, Precinct 1 Delegate (REP) (Vote for 1) REP

Precinct	Times Cast	Registered Voters
County		
Mackinac County Michigan		
Bois Blanc Township, Precinct 1	56	114
Mackinac County Michigan - Total	56	114
Cumulative		
Cumulative	0	0
Cumulative - Total	0	0
County - Total	56	114

Precinct	Total Votes	Unresolved Write-In
County		
Mackinac County Michigan		
Bois Blanc Township, Precinct 1	0	0
Mackinac County Michigan - Total	0	0
Cumulative		
Cumulative	0	0
Cumulative - Total	0	0
County - Total	0	0

Brevort Township, Precinct 1 Delegate (REP) (Vote for 3) REP

Precinct	Times Cast	Registered Voters
County		
Mackinac County Michigan		
Brevort Township, Precinct 1	147	457
Mackinac County Michigan - Total	147	457
Cumulative		
Cumulative	0	0
Cumulative - Total	0	0
County - Total	147	457

Precinct	Total Votes	Unresolved Write-In
County		
Mackinac County Michigan		
Brevort Township, Precinct 1	0	3
Mackinac County Michigan - Total	0	3
Cumulative		
Cumulative	0	0
Cumulative - Total	0	0
County - Total	0	3

Clark Township, Precinct 1 Delegate (REP) (Vote for 10) REP

Precinct	Times Cast	Registered Voters
County		
Mackinac County Michigan		
Clark Township, Precinct 1	652	1,752
Mackinac County Michigan - Total	652	1,752
Cumulative		
Cumulative	0	0
Cumulative - Total	0	0
County - Total	652	1,752

Precinct	Michael R. Miller (REP)	Pat Schuster (REP)	Total Votes
County			
Mackinac County Michigan			
Clark Township, Precinct 1	236	231	467
Mackinac County Michigan - Total	236	231	467
Cumulative			
Cumulative	0	0	0
Cumulative - Total	0	0	0
County - Total	236	231	467

Precinct	Unresolved Write-In
County	
Mackinac County Michigan	
Clark Township, Precinct 1	3
Mackinac County Michigan - Total	3
Cumulative	
Cumulative	0
Cumulative - Total	0
County - Total	3

Garfield Township, Precinct 1 Delegate (REP) (Vote for 3) REP

Precinct	Times Cast	Registered Voters
County		
Mackinac County Michigan		
Garfield Township, Precinct 1	178	211
Mackinac County Michigan - Total	178	211
Cumulative		
Cumulative	0	0
Cumulative - Total	0	0
County - Total	178	211

Precinct	Total Votes	Unresolved Write-In
County		
Mackinac County Michigan		
Garfield Township, Precinct 1	0	4
Mackinac County Michigan - Total	0	4
Cumulative		
Cumulative	0	0
Cumulative - Total	0	0
County - Total	0	4

Garfield Township, Precinct 2 Delegate (REP) (Vote for 4) REP

Precinct	Times Cast	Registered Voters
County		
Mackinac County Michigan		
Garfield Township, Precinct 2	202	696
Mackinac County Michigan - Total	202	696
Cumulative		
Cumulative	0	0
Cumulative - Total	0	0
County - Total	202	696

Precinct	Total Votes	Unresolved Write-In
County		
Mackinac County Michigan		
Garfield Township, Precinct 2	0	6
Mackinac County Michigan - Total	0	6
Cumulative		
Cumulative	0	0
Cumulative - Total	0	0
County - Total	0	6

Hendricks Township, Precinct 1 Delegate (REP) (Vote for 1) REP

Precinct	Times Cast	Registered Voters
County		
Mackinac County Michigan		
Hendricks Township, Precinct 1	64	113
Mackinac County Michigan - Total	64	113
Cumulative		
Cumulative	0	0
Cumulative - Total	0	0
County - Total	64	113

Precinct	Total Votes	Unresolved Write-In
County		
Mackinac County Michigan		
Hendricks Township, Precinct 1	0	6
Mackinac County Michigan - Total	0	6
Cumulative		
Cumulative	0	0
Cumulative - Total	0	0
County - Total	0	6

Hudson Township, Precinct 1 Delegate (REP) (Vote for 1) REP

Precinct	Times Cast	Registered Voters
County		
Mackinac County Michigan		
Hudson Township, Precinct 1	62	171
Mackinac County Michigan - Total	62	171
Cumulative		
Cumulative	0	0
Cumulative - Total	0	0
County - Total	62	171

Precinct	Total Votes	Unresolved Write-In
County		
Mackinac County Michigan		
Hudson Township, Precinct 1	0	1
Mackinac County Michigan - Total	0	1
Cumulative		
Cumulative	0	0
Cumulative - Total	0	0
County - Total	0	1

Marquette Township, Precinct 1 Delegate (REP) (Vote for 4) REP

Precinct	Times Cast	Registered Voters
County		
Mackinac County Michigan		
Marquette Township, Precinct 1	194	508
Mackinac County Michigan - Total	194	508
Cumulative		
Cumulative	0	0
Cumulative - Total	0	0
County - Total	194	508

Precinct	Total Votes	Unresolved Write-In
County		
Mackinac County Michigan		
Marquette Township, Precinct 1	0	4
Mackinac County Michigan - Total	0	4
Cumulative		
Cumulative	0	0
Cumulative - Total	0	0
County - Total	0	4

Moran Township, Precinct 1 Delegate (REP) (Vote for 5) REP

Precinct	Times Cast	Registered Voters
County		
Mackinac County Michigan		
Moran Township, Precinct 1	364	948
Mackinac County Michigan - Total	364	948
Cumulative		
Cumulative	0	0
Cumulative - Total	0	0
County - Total	364	948

Precinct	Mary Lynn Swiderski (REP)	Tom Wilk (REP)	Total Votes
County			
Mackinac County Michigan			
Moran Township, Precinct 1	124	112	236
Mackinac County Michigan - Total	124	112	236
Cumulative			
Cumulative	0	0	0
Cumulative - Total	0	0	0
County - Total	124	112	236

Precinct	Unresolved Write-In
County	
Mackinac County Michigan	
Moran Township, Precinct 1	4
Mackinac County Michigan - Total	4
Cumulative	
Cumulative	0
Cumulative - Total	0
County - Total	4

Newton Township, Precinct 1 Delegate (REP) (Vote for 2) REP

Precinct	Times Cast	Registered Voters
County		
Mackinac County Michigan		
Newton Township, Precinct 1	128	389
Mackinac County Michigan - Total	128	389
Cumulative		
Cumulative	0	0
Cumulative - Total	0	0
County - Total	128	389

Precinct	Total Votes	Unresolved Write-In
County		
Mackinac County Michigan		
Newton Township, Precinct 1	0	5
Mackinac County Michigan - Total	0	5
Cumulative		
Cumulative	0	0
Cumulative - Total	0	0
County - Total	0	5

Portage Township, Precinct 1 Delegate (REP) (Vote for 6) REP

Precinct	Times Cast	Registered Voters
County		
Mackinac County Michigan		
Portage Township, Precinct 1	372	782
Mackinac County Michigan - Total	372	782
Cumulative		
Cumulative	0	0
Cumulative - Total	0	0
County - Total	372	782

Precinct	Total Votes	Unresolved Write-In
County		
Mackinac County Michigan		
Portage Township, Precinct 1	0	6
Mackinac County Michigan - Total	0	6
Cumulative		
Cumulative	0	0
Cumulative - Total	0	0
County - Total	0	6

St. Ignace Township, Precinct 1 Delegate (REP) (Vote for 3) **REP**

Precinct	Times Cast	Registered Voters
County		
Mackinac County Michigan		
St. Ignace Township, Precinct 1	207	732
Mackinac County Michigan - Total	207	732
Cumulative		
Cumulative	0	0
Cumulative - Total	0	0
County - Total	207	732

Precinct	Total Votes	Unresolved Write-In
County		
Mackinac County Michigan		
St. Ignace Township, Precinct 1	0	4
Mackinac County Michigan - Total	0	4
Cumulative		
Cumulative	0	0
Cumulative - Total	0	0
County - Total	0	4

Bois Blanc Township General Expenses Millage Increase (Vote for 1)

Precinct	Times Cast	Registered Voters
County		
Mackinac County Michigan		
Bois Blanc Township, Precinct 1	56	114
Mackinac County Michigan - Total	56	114
Cumulative		
Cumulative	0	0
Cumulative - Total	0	0
County - Total	56	114

Precinct	Yes	No	Total Votes
County			
Mackinac County Michigan			
Bois Blanc Township, Precinct 1	35	20	55
Mackinac County Michigan - Total	35	20	55
Cumulative			
Cumulative	0	0	0
Cumulative - Total	0	0	0
County - Total	35	20	55

Precinct	Unresolved Write-In
County	
Mackinac County Michigan	
Bois Blanc Township, Precinct 1	0
Mackinac County Michigan - Total	0
Cumulative	
Cumulative	0
Cumulative - Total	0
County - Total	0

Bois Blanc Township General Expenses Millage Renewal (Vote for 1)

Precinct	Times Cast	Registered Voters
County		
Mackinac County Michigan		
Bois Blanc Township, Precinct 1	56	114
Mackinac County Michigan - Total	56	114
Cumulative		
Cumulative	0	0
Cumulative - Total	0	0
County - Total	56	114

Precinct	Yes	No	Total Votes
County			
Mackinac County Michigan			
Bois Blanc Township, Precinct 1	38	17	55
Mackinac County Michigan - Total	38	17	55
Cumulative			
Cumulative	0	0	0
Cumulative - Total	0	0	0
County - Total	38	17	55

Precinct	Unresolved Write-In
County	
Mackinac County Michigan	
Bois Blanc Township, Precinct 1	0
Mackinac County Michigan - Total	0
Cumulative	
Cumulative	0
Cumulative - Total	0
County - Total	0

Bois Blanc Township Transfer Station Millage Increase (Vote for 1)

Precinct	Times Cast	Registered Voters
County		
Mackinac County Michigan		
Bois Blanc Township, Precinct 1	56	114
Mackinac County Michigan - Total	56	114
Cumulative		
Cumulative	0	0
Cumulative - Total	0	0
County - Total	56	114

Precinct	Yes	No	Total Votes
County			
Mackinac County Michigan			
Bois Blanc Township, Precinct 1	36	19	55
Mackinac County Michigan - Total	36	19	55
Cumulative			
Cumulative	0	0	0
Cumulative - Total	0	0	0
County - Total	36	19	55

Precinct	Unresolved Write-In
County	
Mackinac County Michigan	
Bois Blanc Township, Precinct 1	0
Mackinac County Michigan - Total	0
Cumulative	
Cumulative	0
Cumulative - Total	0
County - Total	0

Bois Blanc Township Transfer Station Millage Renewal (Vote for 1)

Precinct	Times Cast	Registered Voters
County		
Mackinac County Michigan		
Bois Blanc Township, Precinct 1	56	114
Mackinac County Michigan - Total	56	114
Cumulative		
Cumulative	0	0
Cumulative - Total	0	0
County - Total	56	114

Precinct	Yes	No	Total Votes
County			
Mackinac County Michigan			
Bois Blanc Township, Precinct 1	40	13	53
Mackinac County Michigan - Total	40	13	53
Cumulative			
Cumulative	0	0	0
Cumulative - Total	0	0	0
County - Total	40	13	53

Precinct	Unresolved Write-In
County	
Mackinac County Michigan	
Bois Blanc Township, Precinct 1	0
Mackinac County Michigan - Total	0
Cumulative	
Cumulative	0
Cumulative - Total	0
County - Total	0

Bois Blanc Township General Expenses Police Protection (Vote for 1)

Precinct	Times Cast	Registered Voters
County		
Mackinac County Michigan		
Bois Blanc Township, Precinct 1	56	114
Mackinac County Michigan - Total	56	114
Cumulative		
Cumulative	0	0
Cumulative - Total	0	0
County - Total	56	114

Precinct	Yes	No	Total Votes
County			
Mackinac County Michigan			
Bois Blanc Township, Precinct 1	37	15	52
Mackinac County Michigan - Total	37	15	52
Cumulative			
Cumulative	0	0	0
Cumulative - Total	0	0	0
County - Total	37	15	52

Precinct	Unresolved Write-In
County	
Mackinac County Michigan	
Bois Blanc Township, Precinct 1	0
Mackinac County Michigan - Total	0
Cumulative	
Cumulative	0
Cumulative - Total	0
County - Total	0

Clark Township Road Millage Renewal Proposal (Vote for 1)

Precinct	Times Cast	Registered Voters
County		
Mackinac County Michigan		
Clark Township, Precinct 1	652	1,752
Mackinac County Michigan - Total	652	1,752
Cumulative		
Cumulative	0	0
Cumulative - Total	0	0
County - Total	652	1,752

Precinct	Yes	No	Total Votes
County			
Mackinac County Michigan			
Clark Township, Precinct 1	414	137	551
Mackinac County Michigan - Total	414	137	551
Cumulative			
Cumulative	0	0	0
Cumulative - Total	0	0	0
County - Total	414	137	551

Precinct	Unresolved Write-In
County	
Mackinac County Michigan	
Clark Township, Precinct 1	0
Mackinac County Michigan - Total	0
Cumulative	
Cumulative	0
Cumulative - Total	0
County - Total	0

Hendricks Township Road Millage Proposition (Vote for 1)

Precinct	Times Cast	Registered Voters
County		
Mackinac County Michigan		
Hendricks Township, Precinct 1	64	113
Mackinac County Michigan - Total	64	113
Cumulative		
Cumulative	0	0
Cumulative - Total	0	0
County - Total	64	113

Precinct	Yes	No	Total Votes
County			
Mackinac County Michigan			
Hendricks Township, Precinct 1	33	18	51
Mackinac County Michigan - Total	33	18	51
Cumulative			
Cumulative	0	0	0
Cumulative - Total	0	0	0
County - Total	33	18	51

Precinct	Unresolved Write-In
County	
Mackinac County Michigan	
Hendricks Township, Precinct 1	0
Mackinac County Michigan - Total	0
Cumulative	
Cumulative	0
Cumulative - Total	0
County - Total	0

Moran Township Recreation Millage Renewal (Vote for 1)

Precinct	Times Cast	Registered Voters
County		
Mackinac County Michigan		
Moran Township, Precinct 1	364	948
Mackinac County Michigan - Total	364	948
Cumulative		
Cumulative	0	0
Cumulative - Total	0	0
County - Total	364	948

Precinct	Yes	No	Total Votes
County			
Mackinac County Michigan			
Moran Township, Precinct 1	180	101	281
Mackinac County Michigan - Total	180	101	281
Cumulative			
Cumulative	0	0	0
Cumulative - Total	0	0	0
County - Total	180	101	281

Precinct	Unresolved Write-In
County	
Mackinac County Michigan	
Moran Township, Precinct 1	0
Mackinac County Michigan - Total	0
Cumulative	
Cumulative	0
Cumulative - Total	0
County - Total	0

Portage Township Fire and Emergency Medical Services Millage (Vote for 1)

Precinct	Times Cast	Registered Voters
County		
Mackinac County Michigan		
Portage Township, Precinct 1	372	782
Mackinac County Michigan - Total	372	782
Cumulative		
Cumulative	0	0
Cumulative - Total	0	0
County - Total	372	782

Precinct	Yes	No	Total Votes
County			
Mackinac County Michigan			
Portage Township, Precinct 1	168	138	306
Mackinac County Michigan - Total	168	138	306
Cumulative			
Cumulative	0	0	0
Cumulative - Total	0	0	0
County - Total	168	138	306

Precinct		Unresolved Write-In
County		
Mackinac County Michigan		
Portage Township, Precinct 1		0
Mackinac County Michigan - Total		0
Cumulative		
Cumulative		0
Cumulative - Total		0
County - Total		0

Pickford Public Schools Operating Millage Renewal Proposal (Vote for 1)

Precinct	Times Cast	Registered Voters
County		
Mackinac County Michigan		
Marquette Township, Precinct 1	112	277
Mackinac County Michigan - Total	112	277
Cumulative		
Cumulative	0	0
Cumulative - Total	0	0
County - Total	112	277

Precinct	Yes	No	Total Votes
County			
Mackinac County Michigan			
Marquette Township, Precinct 1	78	20	98
Mackinac County Michigan - Total	78	20	98
Cumulative			
Cumulative	0	0	0
Cumulative - Total	0	0	0
County - Total	78	20	98

Precinct	Unresolved Write-In
County	
Mackinac County Michigan	
Marquette Township, Precinct 1	0
Mackinac County Michigan - Total	0
Cumulative	
Cumulative	0
Cumulative - Total	0
County - Total	0

Election Summary Report

Open Primary

Mackinac County, Michigan

August 04, 2020

Summary for: All Contests, All Districts, All Tabulators, All Counting Groups

Precincts Reported: 14 of 14 (100.00%)

Registered Voters: 3,343 of 9,801 (34.11%)

Ballots Cast: 3,343

United States Senator (DEM) (Vote for 1) DEM

Precincts Reported: 14 of 14 (100.00%)

		Election Day	AV Counting	Total	
Times Cast		3,343	0	3,343 / 9,801	34.11%
Candidate	Party	Election Day	AV Counting Boards	Total	
Gary Peters	DEM	1,035	0	1,035	100.00%
Write-in		1	0	1	0.10%
Total Votes		1,035	0	1,035	
		Election Day	AV Counting Boards	Total	
Unresolved Write-In		1	0	1	

Rep in Congress 1st District (DEM) (Vote for 1) DEM

Precincts Reported: 14 of 14 (100.00%)

		Election Day	AV Counting	Total	
Times Cast		3,343	0	3,343 / 9,801	34.11%
Candidate	Party	Election Day	AV Counting Boards	Total	
Dana Ferguson	DEM	626	0	626	62.54%
Linda O'Dell	DEM	375	0	375	37.46%
Write-in		1	0	1	0.10%
Total Votes		1,001	0	1,001	
		Election Day	AV Counting Boards	Total	
Unresolved Write-In		1	0	1	

Rep in State Legislature 107th District (DEM) (Vote for 1) DEM

Precincts Reported: 14 of 14 (100.00%)

	Election Day	AV Counting	Total	
Times Cast	3,343	0	3,343 / 9,801	34.11%

Candidate	Party	Election Day	AV Counting Boards	Total	
Jim Page	DEM	651	0	651	67.25%
Kurt Perron	DEM	317	0	317	32.75%
Write-in		0	0	0	0.00%
Total Votes		968	0	968	

	Election Day	AV Counting Boards	Total	
Unresolved Write-In	0	0	0	

County Prosecuting Attorney (DEM) (Vote for 1) DEM

Precincts Reported: 14 of 14 (100.00%)

	Election Day	AV Counting	Total	
Times Cast	3,343	0	3,343 / 9,801	34.11%

Candidate	Party	Election Day	AV Counting Boards	Total	
Write-in		67	0	67	N/A
Total Votes		0	0	0	

	Election Day	AV Counting Boards	Total	
Unresolved Write-In	67	0	67	

County Sheriff (DEM) (Vote for 1) DEM

Precincts Reported: 14 of 14 (100.00%)

	Election Day	AV Counting	Total	
Times Cast	3,343	0	3,343 / 9,801	34.11%

Candidate	Party	Election Day	AV Counting Boards	Total	
Write-in		67	0	67	N/A
Total Votes		0	0	0	

	Election Day	AV Counting Boards	Total	
Unresolved Write-In	67	0	67	

County Clerk (DEM) (Vote for 1) DEM

Precincts Reported: 14 of 14 (100.00%)

		Election Day	AV Counting Boards	Total	
Times Cast		3,343	0	3,343 / 9,801	34.11%
Candidate	Party	Election Day	AV Counting Boards	Total	
Write-in		65	0	65	N/A
Total Votes		0	0	0	
		Election Day	AV Counting Boards	Total	
Unresolved Write-In		65	0	65	

County Treasurer (DEM) (Vote for 1) DEM

Precincts Reported: 14 of 14 (100.00%)

		Election Day	AV Counting Boards	Total	
Times Cast		3,343	0	3,343 / 9,801	34.11%
Candidate	Party	Election Day	AV Counting Boards	Total	
Write-in		62	0	62	N/A
Total Votes		0	0	0	
		Election Day	AV Counting Boards	Total	
Unresolved Write-In		62	0	62	

County Register of Deeds (DEM) (Vote for 1) DEM

Precincts Reported: 14 of 14 (100.00%)

		Election Day	AV Counting Boards	Total	
Times Cast		3,343	0	3,343 / 9,801	34.11%
Candidate	Party	Election Day	AV Counting Boards	Total	
Write-in		60	0	60	N/A
Total Votes		0	0	0	
		Election Day	AV Counting Boards	Total	
Unresolved Write-In		60	0	60	

County Road Commissioner (DEM) (Vote for 1) DEM

Precincts Reported: 14 of 14 (100.00%)

	Election Day	AV Counting	Total	
Times Cast	3,343	0	3,343 / 9,801	34.11%
Candidate	Party	Election Day	AV Counting Boards	Total
Write-in		62	0	62 N/A
Total Votes		0	0	
	Election Day	AV Counting	Total	
Unresolved Write-In	62	0	62	

County Surveyor (DEM) (Vote for 1) DEM

Precincts Reported: 14 of 14 (100.00%)

	Election Day	AV Counting	Total	
Times Cast	3,343	0	3,343 / 9,801	34.11%
Candidate	Party	Election Day	AV Counting Boards	Total
Write-in		58	0	58 N/A
Total Votes		0	0	
	Election Day	AV Counting	Total	
Unresolved Write-In	58	0	58	

County Commissioner 1st District (DEM) (Vote for 1) DEM

Precincts Reported: 4 of 4 (100.00%)

	Election Day	AV Counting	Total	
Times Cast	769	0	769 / 1,848	41.61%
Candidate	Party	Election Day	AV Counting Boards	Total
Write-in		11	0	11 N/A
Total Votes		0	0	
	Election Day	AV Counting	Total	
Unresolved Write-In	11	0	11	

County Commissioner 2nd District (DEM) (Vote for 1) DEM

Precincts Reported: 5 of 5 (100.00%)

	Election Day	AV Counting	Total	
Times Cast	748	0	748 / 1,919	38.98%

Candidate	Party	Election Day	AV Counting Boards	Total	
Tom Fitzpatrick	DEM	85	0	85	35.42%
Nora Massey	DEM	155	0	155	64.58%
Write-in		0	0	0	0.00%
Total Votes		240	0	240	

	Election Day	AV Counting Boards	Total	
Unresolved Write-In	0	0	0	

County Commissioner 3rd District (DEM) (Vote for 1) DEM

Precincts Reported: 3 of 3 (100.00%)

	Election Day	AV Counting	Total	
Times Cast	521	0	521 / 1,909	27.29%

Candidate	Party	Election Day	AV Counting Boards	Total	
Write-in		11	0	11	N/A
Total Votes		0	0	0	

	Election Day	AV Counting Boards	Total	
Unresolved Write-In	11	0	11	

County Commissioner 4th District (DEM) (Vote for 1) DEM

Precincts Reported: 2 of 2 (100.00%)

	Election Day	AV Counting	Total	
Times Cast	672	0	672 / 1,792	37.50%

Candidate	Party	Election Day	AV Counting Boards	Total	
Write-in		12	0	12	N/A
Total Votes		0	0	0	

	Election Day	AV Counting Boards	Total	
Unresolved Write-In	12	0	12	

County Commissioner 5th District (DEM) (Vote for 1) DEM

Precincts Reported: 3 of 3 (100.00%)

		Election Day	AV Counting	Total	
Times Cast		633	0	633 / 2,333	27.13%
Candidate	Party	Election Day	AV Counting Boards	Total	
Write-in		20	0	20	N/A
Total Votes		0	0	0	
		Election Day	AV Counting	Total	
Unresolved Write-In		20	0	20	

Bois Blanc Township Supervisor (DEM) (Vote for 1) DEM

Precincts Reported: 1 of 1 (100.00%)

		Election Day	AV Counting	Total	
Times Cast		56	0	56 / 114	49.12%
Candidate	Party	Election Day	AV Counting Boards	Total	
Write-in		1	0	1	N/A
Total Votes		0	0	0	
		Election Day	AV Counting	Total	
Unresolved Write-In		1	0	1	

Bois Blanc Township Clerk (DEM) (Vote for 1) DEM

Precincts Reported: 1 of 1 (100.00%)

		Election Day	AV Counting	Total	
Times Cast		56	0	56 / 114	49.12%
Candidate	Party	Election Day	AV Counting Boards	Total	
Write-in		1	0	1	N/A
Total Votes		0	0	0	
		Election Day	AV Counting	Total	
Unresolved Write-In		1	0	1	

Bois Blanc Township Treasurer (DEM) (Vote for 1) DEM

Precincts Reported: 1 of 1 (100.00%)

		Election Day	AV Counting Boards	Total	
Times Cast		56	0	56 / 114	49.12%
Candidate	Party	Election Day	AV Counting Boards	Total	
Write-in		1	0	1	N/A
Total Votes		0	0	0	
		Election Day	AV Counting Boards	Total	
Unresolved Write-In		1	0	1	

Bois Blanc Township Trustee (DEM) (Vote for 2) DEM

Precincts Reported: 1 of 1 (100.00%)

		Election Day	AV Counting Boards	Total	
Times Cast		56	0	56 / 114	49.12%
Candidate	Party	Election Day	AV Counting Boards	Total	
Write-in		1	0	1	N/A
Total Votes		0	0	0	
		Election Day	AV Counting Boards	Total	
Unresolved Write-In		1	0	1	

Brevort Township Supervisor (DEM) (Vote for 1) DEM

Precincts Reported: 1 of 1 (100.00%)

		Election Day	AV Counting Boards	Total	
Times Cast		147	0	147 / 457	32.17%
Candidate	Party	Election Day	AV Counting Boards	Total	
Write-in		1	0	1	N/A
Total Votes		0	0	0	
		Election Day	AV Counting Boards	Total	
Unresolved Write-In		1	0	1	

Brevort Township Clerk (DEM) (Vote for 1) DEM

Precincts Reported: 1 of 1 (100.00%)

	Election Day	AV Counting	Total	
Times Cast	147	0	147 / 457	32.17%

Candidate	Party	Election Day	AV Counting Boards	Total	
Kaye Matelski	DEM	40	0	40	100.00%
Write-in		0	0	0	0.00%
Total Votes		40	0	40	

	Election Day	AV Counting	Total	
Unresolved Write-In	0	0	0	

Brevort Township Treasurer (DEM) (Vote for 1) DEM

Precincts Reported: 1 of 1 (100.00%)

	Election Day	AV Counting	Total	
Times Cast	147	0	147 / 457	32.17%

Candidate	Party	Election Day	AV Counting Boards	Total	
Write-in		1	0	1	N/A
Total Votes		0	0	0	

	Election Day	AV Counting	Total	
Unresolved Write-In	1	0	1	

Brevort Township Trustee (DEM) (Vote for 2) DEM

Precincts Reported: 1 of 1 (100.00%)

	Election Day	AV Counting	Total	
Times Cast	147	0	147 / 457	32.17%

Candidate	Party	Election Day	AV Counting Boards	Total	
Write-in		0	0	0	N/A
Total Votes		0	0	0	

	Election Day	AV Counting	Total	
Unresolved Write-In	0	0	0	

Clark Township Supervisor (DEM) (Vote for 1) DEM

Precincts Reported: 1 of 1 (100.00%)

		Election Day	AV Counting Boards	Total	
Times Cast		652	0	652 / 1,752	37.21%
Candidate	Party	Election Day	AV Counting Boards	Total	
Write-in		12	0	12	N/A
Total Votes		0	0	0	
		Election Day	AV Counting Boards	Total	
Unresolved Write-In		12	0	12	

Clark Township Clerk (DEM) (Vote for 1) DEM

Precincts Reported: 1 of 1 (100.00%)

		Election Day	AV Counting Boards	Total	
Times Cast		652	0	652 / 1,752	37.21%
Candidate	Party	Election Day	AV Counting Boards	Total	
Susan J. Rutledge	DEM	180	0	180	100.00%
Write-in		0	0	0	0.00%
Total Votes		180	0	180	
		Election Day	AV Counting Boards	Total	
Unresolved Write-In		0	0	0	

Clark Township Treasurer (DEM) (Vote for 1) DEM

Precincts Reported: 1 of 1 (100.00%)

		Election Day	AV Counting Boards	Total	
Times Cast		652	0	652 / 1,752	37.21%
Candidate	Party	Election Day	AV Counting Boards	Total	
Write-in		12	0	12	N/A
Total Votes		0	0	0	
		Election Day	AV Counting Boards	Total	
Unresolved Write-In		12	0	12	

Clark Township Trustee (DEM) (Vote for 2) DEM

Precincts Reported: 1 of 1 (100.00%)

	Election Day	AV Counting	Total	
Times Cast	652	0	652 / 1,752	37.21%

Candidate	Party	Election Day	AV Counting Boards	Total	
Write-in		12	0	12	N/A
Total Votes		0	0	0	

	Election Day	AV Counting	Total	
Unresolved Write-In	12	0	12	

Garfield Township Supervisor (DEM) (Vote for 1) DEM

Precincts Reported: 2 of 2 (100.00%)

	Election Day	AV Counting	Total	
Times Cast	380	0	380 / 907	41.90%

Candidate	Party	Election Day	AV Counting Boards	Total	
Write-in		2	0	2	N/A
Total Votes		0	0	0	

	Election Day	AV Counting	Total	
Unresolved Write-In	2	0	2	

Garfield Township Clerk (DEM) (Vote for 1) DEM

Precincts Reported: 2 of 2 (100.00%)

	Election Day	AV Counting	Total	
Times Cast	380	0	380 / 907	41.90%

Candidate	Party	Election Day	AV Counting Boards	Total	
Write-in		2	0	2	N/A
Total Votes		0	0	0	

	Election Day	AV Counting	Total	
Unresolved Write-In	2	0	2	

Garfield Township Treasurer (DEM) (Vote for 1) DEM

Precincts Reported: 2 of 2 (100.00%)

		Election Day	AV Counting	Total	
Times Cast		380	0	380 / 907	41.90%
Candidate	Party	Election Day	AV Counting Boards	Total	
Katana Freed	DEM	37	0	37	100.00%
Write-in		0	0	0	0.00%
Total Votes		37	0	37	
		Election Day	AV Counting Boards	Total	
Unresolved Write-In		0	0	0	

Garfield Township Trustee (DEM) (Vote for 2) DEM

Precincts Reported: 2 of 2 (100.00%)

		Election Day	AV Counting	Total	
Times Cast		380	0	380 / 907	41.90%
Candidate	Party	Election Day	AV Counting Boards	Total	
Write-in		4	0	4	N/A
Total Votes		0	0	0	
		Election Day	AV Counting Boards	Total	
Unresolved Write-In		4	0	4	

Hendricks Township Supervisor (DEM) (Vote for 1) DEM

Precincts Reported: 1 of 1 (100.00%)

		Election Day	AV Counting	Total	
Times Cast		64	0	64 / 113	56.64%
Candidate	Party	Election Day	AV Counting Boards	Total	
Howard Hood	DEM	16	0	16	100.00%
Write-in		0	0	0	0.00%
Total Votes		16	0	16	
		Election Day	AV Counting Boards	Total	
Unresolved Write-In		0	0	0	

Hendricks Township Clerk (DEM) (Vote for 1) DEM

Precincts Reported: 1 of 1 (100.00%)

		Election Day	AV Counting	Total	
Times Cast		64	0	64 / 113	56.64%
Candidate	Party	Election Day	AV Counting Boards	Total	
Laurie A. Collier	DEM	17	0	17	100.00%
Write-in		0	0	0	0.00%
Total Votes		17	0	17	
		Election Day	AV Counting	Total	
Unresolved Write-In		0	0	0	

Hendricks Township Treasurer (DEM) (Vote for 1) DEM

Precincts Reported: 1 of 1 (100.00%)

		Election Day	AV Counting	Total	
Times Cast		64	0	64 / 113	56.64%
Candidate	Party	Election Day	AV Counting Boards	Total	
Cheryl Hood	DEM	16	0	16	100.00%
Write-in		0	0	0	0.00%
Total Votes		16	0	16	
		Election Day	AV Counting	Total	
Unresolved Write-In		0	0	0	

Hendricks Township Trustee (DEM) (Vote for 2) DEM

Precincts Reported: 1 of 1 (100.00%)

		Election Day	AV Counting	Total	
Times Cast		64	0	64 / 113	56.64%
Candidate	Party	Election Day	AV Counting Boards	Total	
Ken Alexander	DEM	12	0	12	48.00%
Kenneth L. Collier	DEM	13	0	13	52.00%
Write-in		0	0	0	0.00%
Total Votes		25	0	25	
		Election Day	AV Counting	Total	
Unresolved Write-In		0	0	0	

Hendricks Township Constable (DEM) (Vote for 1) DEM

Precincts Reported: 1 of 1 (100.00%)

		Election Day	AV Counting	Total	
Times Cast		64	0	64 / 113	56.64%
Candidate	Party	Election Day	AV Counting Boards	Total	
Write-in		3	0	3	N/A
Total Votes		0	0	0	
		Election Day	AV Counting	Total	
			Boards		
Unresolved Write-In		3	0	3	

Hudson Township Supervisor (DEM) (Vote for 1) DEM

Precincts Reported: 1 of 1 (100.00%)

		Election Day	AV Counting	Total	
Times Cast		62	0	62 / 171	36.26%
Candidate	Party	Election Day	AV Counting Boards	Total	
Write-in		4	0	4	N/A
Total Votes		0	0	0	
		Election Day	AV Counting	Total	
			Boards		
Unresolved Write-In		4	0	4	

Hudson Township Clerk (DEM) (Vote for 1) DEM

Precincts Reported: 1 of 1 (100.00%)

		Election Day	AV Counting	Total	
Times Cast		62	0	62 / 171	36.26%
Candidate	Party	Election Day	AV Counting Boards	Total	
Barbara Kerridge	DEM	19	0	19	100.00%
Write-in		0	0	0	0.00%
Total Votes		19	0	19	
		Election Day	AV Counting	Total	
			Boards		
Unresolved Write-In		0	0	0	

Hudson Township Treasurer (DEM) (Vote for 1) DEM

Precincts Reported: 1 of 1 (100.00%)

		Election Day	AV Counting	Total	
Times Cast		62	0	62 / 171	36.26%
Candidate	Party	Election Day	AV Counting Boards	Total	
Jacqueline Prout	DEM	19	0	19	100.00%
Write-in		0	0	0	0.00%
Total Votes		19	0	19	
		Election Day	AV Counting Boards	Total	
Unresolved Write-In		0	0	0	

Hudson Township Trustee (DEM) (Vote for 2) DEM

Precincts Reported: 1 of 1 (100.00%)

		Election Day	AV Counting	Total	
Times Cast		62	0	62 / 171	36.26%
Candidate	Party	Election Day	AV Counting Boards	Total	
Gary Derusha	DEM	19	0	19	100.00%
Write-in		0	0	0	0.00%
Total Votes		19	0	19	
		Election Day	AV Counting Boards	Total	
Unresolved Write-In		0	0	0	

Marquette Township Supervisor (DEM) (Vote for 1) DEM

Precincts Reported: 1 of 1 (100.00%)

		Election Day	AV Counting	Total	
Times Cast		194	0	194 / 508	38.19%
Candidate	Party	Election Day	AV Counting Boards	Total	
Write-in		2	0	2	N/A
Total Votes		0	0	0	
		Election Day	AV Counting Boards	Total	
Unresolved Write-In		2	0	2	

Marquette Township Clerk (DEM) (Vote for 1) DEM

Precincts Reported: 1 of 1 (100.00%)

	Election Day	AV Counting	Total	
Times Cast	194	0	194 / 508	38.19%

Candidate	Party	Election Day	AV Counting Boards	Total	
Write-in		2	0	2	N/A
Total Votes		0	0	0	

	Election Day	AV Counting	Total	
Unresolved Write-In	2	0	2	

Marquette Township Treasurer (DEM) (Vote for 1) DEM

Precincts Reported: 1 of 1 (100.00%)

	Election Day	AV Counting	Total	
Times Cast	194	0	194 / 508	38.19%

Candidate	Party	Election Day	AV Counting Boards	Total	
Write-in		2	0	2	N/A
Total Votes		0	0	0	

	Election Day	AV Counting	Total	
Unresolved Write-In	2	0	2	

Marquette Township Trustee (DEM) (Vote for 2) DEM

Precincts Reported: 1 of 1 (100.00%)

	Election Day	AV Counting	Total	
Times Cast	194	0	194 / 508	38.19%

Candidate	Party	Election Day	AV Counting Boards	Total	
Write-in		4	0	4	N/A
Total Votes		0	0	0	

	Election Day	AV Counting	Total	
Unresolved Write-In	4	0	4	

Moran Township Supervisor (DEM) (Vote for 1) DEM

Precincts Reported: 1 of 1 (100.00%)

		Election Day	AV Counting	Total	
Times Cast		364	0	364 / 948	38.40%
Candidate	Party	Election Day	AV Counting Boards	Total	
Patrick Jim Durm	DEM	115	0	115	100.00%
Write-in		0	0	0	0.00%
Total Votes		115	0	115	
		Election Day	AV Counting Boards	Total	
Unresolved Write-In		0	0	0	

Moran Township Clerk (DEM) (Vote for 1) DEM

Precincts Reported: 1 of 1 (100.00%)

		Election Day	AV Counting	Total	
Times Cast		364	0	364 / 948	38.40%
Candidate	Party	Election Day	AV Counting Boards	Total	
Kristine R. Vallier	DEM	137	0	137	100.00%
Write-in		0	0	0	0.00%
Total Votes		137	0	137	
		Election Day	AV Counting Boards	Total	
Unresolved Write-In		0	0	0	

Moran Township Treasurer (DEM) (Vote for 1) DEM

Precincts Reported: 1 of 1 (100.00%)

		Election Day	AV Counting	Total	
Times Cast		364	0	364 / 948	38.40%
Candidate	Party	Election Day	AV Counting Boards	Total	
Susan K. Dionne	DEM	125	0	125	100.00%
Write-in		0	0	0	0.00%
Total Votes		125	0	125	
		Election Day	AV Counting Boards	Total	
Unresolved Write-In		0	0	0	

Moran Township Trustee (DEM) (Vote for 2)

DEM

Precincts Reported: 1 of 1 (100.00%)

		Election Day	AV Counting Boards	Total	
Times Cast		364	0	364 / 948	38.40%
Candidate	Party	Election Day	AV Counting Boards	Total	
Write-in		2	0	2	N/A
Total Votes		0	0	0	
		Election Day	AV Counting Boards	Total	
Unresolved Write-In		2	0	2	

Newton Township Supervisor (DEM) (Vote for 1)

DEM

Precincts Reported: 1 of 1 (100.00%)

		Election Day	AV Counting Boards	Total	
Times Cast		128	0	128 / 389	32.90%
Candidate	Party	Election Day	AV Counting Boards	Total	
Write-in		1	0	1	N/A
Total Votes		0	0	0	
		Election Day	AV Counting Boards	Total	
Unresolved Write-In		1	0	1	

Newton Township Clerk (DEM) (Vote for 1)

DEM

Precincts Reported: 1 of 1 (100.00%)

		Election Day	AV Counting Boards	Total	
Times Cast		128	0	128 / 389	32.90%
Candidate	Party	Election Day	AV Counting Boards	Total	
Nikki Tremblay	DEM	25	0	25	100.00%
Write-in		0	0	0	0.00%
Total Votes		25	0	25	
		Election Day	AV Counting Boards	Total	
Unresolved Write-In		0	0	0	

Newton Township Treasurer (DEM) (Vote for 1) DEM

Precincts Reported: 1 of 1 (100.00%)

		Election Day	AV Counting	Total	
Times Cast		128	0	128 / 389	32.90%
Candidate	Party	Election Day	AV Counting Boards	Total	
Write-in		0	0	0	N/A
Total Votes		0	0	0	
		Election Day	AV Counting	Total	
Unresolved Write-In		0	0	0	

Newton Township Trustee (DEM) (Vote for 2) DEM

Precincts Reported: 1 of 1 (100.00%)

		Election Day	AV Counting	Total	
Times Cast		128	0	128 / 389	32.90%
Candidate	Party	Election Day	AV Counting Boards	Total	
George Tremblay	DEM	13	0	13	100.00%
Write-in		0	0	0	0.00%
Total Votes		13	0	13	
		Election Day	AV Counting	Total	
Unresolved Write-In		0	0	0	

Portage Township Supervisor (DEM) (Vote for 1) DEM

Precincts Reported: 1 of 1 (100.00%)

		Election Day	AV Counting	Total	
Times Cast		372	0	372 / 782	47.57%
Candidate	Party	Election Day	AV Counting Boards	Total	
Write-in		9	0	9	N/A
Total Votes		0	0	0	
		Election Day	AV Counting	Total	
Unresolved Write-In		9	0	9	

Portage Township Clerk (DEM) (Vote for 1) DEM

Precincts Reported: 1 of 1 (100.00%)

		Election Day	AV Counting	Total	
Times Cast		372	0	372 / 782	47.57%
Candidate	Party	Election Day	AV Counting Boards	Total	
Write-in		9	0	9	N/A
Total Votes		0	0	0	
		Election Day	AV Counting	Total	
Unresolved Write-In		9	0	9	

Portage Township Treasurer (DEM) (Vote for 1) DEM

Precincts Reported: 1 of 1 (100.00%)

		Election Day	AV Counting	Total	
Times Cast		372	0	372 / 782	47.57%
Candidate	Party	Election Day	AV Counting Boards	Total	
Write-in		9	0	9	N/A
Total Votes		0	0	0	
		Election Day	AV Counting	Total	
Unresolved Write-In		9	0	9	

Portage Township Trustee (DEM) (Vote for 2) DEM

Precincts Reported: 1 of 1 (100.00%)

		Election Day	AV Counting	Total	
Times Cast		372	0	372 / 782	47.57%
Candidate	Party	Election Day	AV Counting Boards	Total	
Write-in		10	0	10	N/A
Total Votes		0	0	0	
		Election Day	AV Counting	Total	
Unresolved Write-In		10	0	10	

St. Ignace Township Supervisor (DEM) (Vote for 1) DEM

Precincts Reported: 1 of 1 (100.00%)

		Election Day	AV Counting Boards	Total	
Times Cast		207	0	207 / 732	28.28%
Candidate	Party	Election Day	AV Counting Boards	Total	
Steven A. Campbell	DEM	71	0	71	100.00%
Write-in		2	0	2	2.82%
Total Votes		71	0	71	
		Election Day	AV Counting Boards	Total	
Unresolved Write-In		2	0	2	

St. Ignace Township Clerk (DEM) (Vote for 1) DEM

Precincts Reported: 1 of 1 (100.00%)

		Election Day	AV Counting Boards	Total	
Times Cast		207	0	207 / 732	28.28%
Candidate	Party	Election Day	AV Counting Boards	Total	
Sheri L. Oja	DEM	76	0	76	100.00%
Write-in		1	0	1	1.32%
Total Votes		76	0	76	
		Election Day	AV Counting Boards	Total	
Unresolved Write-In		1	0	1	

St. Ignace Township Treasurer (DEM) (Vote for 1) DEM

Precincts Reported: 1 of 1 (100.00%)

		Election Day	AV Counting Boards	Total	
Times Cast		207	0	207 / 732	28.28%
Candidate	Party	Election Day	AV Counting Boards	Total	
Tina Jones Massey	DEM	73	0	73	100.00%
Write-in		0	0	0	0.00%
Total Votes		73	0	73	
		Election Day	AV Counting Boards	Total	
Unresolved Write-In		0	0	0	

St. Ignace Township Trustee (DEM) (Vote for 2) DEM

Precincts Reported: 1 of 1 (100.00%)

	Election Day	AV Counting	Total	
Times Cast	207	0	207 / 732	28.28%
Candidate	Party	Election Day	AV Counting Boards	Total
Write-in		8	0	8 N/A
Total Votes		0	0	
	Election Day	AV Counting	Total	
Unresolved Write-In	8	0	8	

City of Mackinac Island, Precinct 1 Delegate (DEM) (Vote for 4) DEM

Precincts Reported: 1 of 1 (100.00%)

	Election Day	AV Counting	Total	
Times Cast	190	0	190 / 798	23.81%
Candidate	Party	Election Day	AV Counting Boards	Total
Write-in		8	0	8 N/A
Total Votes		0	0	
	Election Day	AV Counting	Total	
Unresolved Write-In	8	0	8	

City of St. Ignace, Precinct 1 Delegate (DEM) (Vote for 9) DEM

Precincts Reported: 1 of 1 (100.00%)

	Election Day	AV Counting	Total	
Times Cast	527	0	527 / 2,130	24.74%
Candidate	Party	Election Day	AV Counting Boards	Total
Write-in		16	0	16 N/A
Total Votes		0	0	
	Election Day	AV Counting	Total	
Unresolved Write-In	16	0	16	

Bois Blanc Township, Precinct 1 Delegate (DEM) (Vote for 1) DEM

Precincts Reported: 1 of 1 (100.00%)

		Election Day	AV Counting Boards	Total	
Times Cast		56	0	56 / 114	49.12%
Candidate	Party	Election Day	AV Counting Boards	Total	
Write-in		1	0	1	N/A
Total Votes		0	0	0	
		Election Day	AV Counting Boards	Total	
Unresolved Write-In		1	0	1	

Brevort Township, Precinct 1 Delegate (DEM) (Vote for 1) DEM

Precincts Reported: 1 of 1 (100.00%)

		Election Day	AV Counting Boards	Total	
Times Cast		147	0	147 / 457	32.17%
Candidate	Party	Election Day	AV Counting Boards	Total	
Write-in		2	0	2	N/A
Total Votes		0	0	0	
		Election Day	AV Counting Boards	Total	
Unresolved Write-In		2	0	2	

Clark Township, Precinct 1 Delegate (DEM) (Vote for 8) DEM

Precincts Reported: 1 of 1 (100.00%)

		Election Day	AV Counting Boards	Total	
Times Cast		652	0	652 / 1,752	37.21%
Candidate	Party	Election Day	AV Counting Boards	Total	
Write-in		12	0	12	N/A
Total Votes		0	0	0	
		Election Day	AV Counting Boards	Total	
Unresolved Write-In		12	0	12	

Garfield Township, Precinct 1 Delegate (DEM) (Vote for 1) DEM

Precincts Reported: 1 of 1 (100.00%)

	Election Day	AV Counting	Total	
Times Cast	178	0	178 / 211	84.36%
Candidate	Party	Election Day	AV Counting Boards	Total
Write-in		2	0	2 N/A
Total Votes		0	0	0
	Election Day	AV Counting	Total	
Unresolved Write-In	2	0	2	

Garfield Township, Precinct 2 Delegate (DEM) (Vote for 1) DEM

Precincts Reported: 1 of 1 (100.00%)

	Election Day	AV Counting	Total	
Times Cast	202	0	202 / 696	29.02%
Candidate	Party	Election Day	AV Counting Boards	Total
Write-in		0	0	0 N/A
Total Votes		0	0	0
	Election Day	AV Counting	Total	
Unresolved Write-In	0	0	0	

Hendricks Township, Precinct 1 Delegate (DEM) (Vote for 1) DEM

Precincts Reported: 1 of 1 (100.00%)

	Election Day	AV Counting	Total	
Times Cast	64	0	64 / 113	56.64%
Candidate	Party	Election Day	AV Counting Boards	Total
Write-in		2	0	2 N/A
Total Votes		0	0	0
	Election Day	AV Counting	Total	
Unresolved Write-In	2	0	2	

Hudson Township, Precinct 1 Delegate (DEM) (Vote for 1) DEM

Precincts Reported: 1 of 1 (100.00%)

		Election Day	AV Counting Boards	Total	
Times Cast		62	0	62 / 171	36.26%
Candidate	Party	Election Day	AV Counting Boards	Total	
Write-in		3	0	3	N/A
Total Votes		0	0	0	
		Election Day	AV Counting Boards	Total	
Unresolved Write-In		3	0	3	

Marquette Township, Precinct 1 Delegate (DEM) (Vote for 1) DEM

Precincts Reported: 1 of 1 (100.00%)

		Election Day	AV Counting Boards	Total	
Times Cast		194	0	194 / 508	38.19%
Candidate	Party	Election Day	AV Counting Boards	Total	
Write-in		2	0	2	N/A
Total Votes		0	0	0	
		Election Day	AV Counting Boards	Total	
Unresolved Write-In		2	0	2	

Moran Township, Precinct 1 Delegate (DEM) (Vote for 5) DEM

Precincts Reported: 1 of 1 (100.00%)

		Election Day	AV Counting Boards	Total	
Times Cast		364	0	364 / 948	38.40%
Candidate	Party	Election Day	AV Counting Boards	Total	
Jennie Hoffmann	DEM	104	0	104	100.00%
Write-in		0	0	0	0.00%
Total Votes		104	0	104	
		Election Day	AV Counting Boards	Total	
Unresolved Write-In		0	0	0	

Newton Township, Precinct 1 Delegate (DEM) (Vote for 1) DEM

Precincts Reported: 1 of 1 (100.00%)

		Election Day	AV Counting	Total	
Times Cast		128	0	128 / 389	32.90%
Candidate	Party	Election Day	AV Counting Boards	Total	
Write-in		1	0	1	N/A
Total Votes		0	0	0	
		Election Day	AV Counting Boards	Total	
Unresolved Write-In		1	0	1	

Portage Township, Precinct 1 Delegate (DEM) (Vote for 4) DEM

Precincts Reported: 1 of 1 (100.00%)

		Election Day	AV Counting	Total	
Times Cast		372	0	372 / 782	47.57%
Candidate	Party	Election Day	AV Counting Boards	Total	
Tom Kenney	DEM	69	0	69	100.00%
Write-in		0	0	0	0.00%
Total Votes		69	0	69	
		Election Day	AV Counting Boards	Total	
Unresolved Write-In		0	0	0	

St. Ignace Township, Precinct 1 Delegate (DEM) (Vote for 3) DEM

Precincts Reported: 1 of 1 (100.00%)

		Election Day	AV Counting	Total	
Times Cast		207	0	207 / 732	28.28%
Candidate	Party	Election Day	AV Counting Boards	Total	
Write-in		6	0	6	N/A
Total Votes		0	0	0	
		Election Day	AV Counting Boards	Total	
Unresolved Write-In		6	0	6	

United States Senator (REP) (Vote for 1) REP

Precincts Reported: 14 of 14 (100.00%)

	Election Day	AV Counting	Total	
Times Cast	3,343	0	3,343 / 9,801	34.11%

Candidate	Party	Election Day	AV Counting Boards	Total	
John James	REP	1,832	0	1,832	100.00%
Write-in		9	0	9	0.49%
Total Votes		1,832	0	1,832	

	Election Day	AV Counting Boards	Total	
Unresolved Write-In	9	0	9	

Rep in Congress 1st District (REP) (Vote for 1) REP

Precincts Reported: 14 of 14 (100.00%)

	Election Day	AV Counting	Total	
Times Cast	3,343	0	3,343 / 9,801	34.11%

Candidate	Party	Election Day	AV Counting Boards	Total	
Jack Bergman	REP	1,839	0	1,839	100.00%
Write-in		7	0	7	0.38%
Total Votes		1,839	0	1,839	

	Election Day	AV Counting Boards	Total	
Unresolved Write-In	7	0	7	

Rep in State Legislature 107th District (REP) (Vote for 1) REP

Precincts Reported: 14 of 14 (100.00%)

	Election Day	AV Counting	Total	
Times Cast	3,343	0	3,343 / 9,801	34.11%

Candidate	Party	Election Day	AV Counting Boards	Total	
Tana Baldwin	REP	46	0	46	2.49%
John N. Damoose	REP	1,051	0	1,051	56.96%
Sue Fisher	REP	198	0	198	10.73%
Terry Lamb	REP	242	0	242	13.12%
David James Laughbaum	REP	70	0	70	3.79%
Damon Lieurance	REP	44	0	44	2.38%
Kathy Twardy	REP	194	0	194	10.51%
Write-in		5	0	5	0.27%
Total Votes		1,845	0	1,845	

	Election Day	AV Counting Boards	Total	
Unresolved Write-In	5	0	5	

County Prosecuting Attorney (REP) (Vote for 1) REP

Precincts Reported: 14 of 14 (100.00%)

		Election Day	AV Counting	Total	
Times Cast		3,343	0	3,343 / 9,801	34.11%
Candidate	Party	Election Day	AV Counting Boards	Total	
J. Stuart Spencer	REP	1,671	0	1,671	100.00%
Write-in		19	0	19	1.14%
Total Votes		1,671	0	1,671	
		Election Day	AV Counting Boards	Total	
Unresolved Write-In		19	0	19	

County Sheriff (REP) (Vote for 1) REP

Precincts Reported: 14 of 14 (100.00%)

		Election Day	AV Counting	Total	
Times Cast		3,343	0	3,343 / 9,801	34.11%
Candidate	Party	Election Day	AV Counting Boards	Total	
Edward M. Wilk	REP	1,735	0	1,735	100.00%
Write-in		6	0	6	0.35%
Total Votes		1,735	0	1,735	
		Election Day	AV Counting Boards	Total	
Unresolved Write-In		6	0	6	

County Clerk (REP) (Vote for 1) REP

Precincts Reported: 14 of 14 (100.00%)

		Election Day	AV Counting	Total	
Times Cast		3,343	0	3,343 / 9,801	34.11%
Candidate	Party	Election Day	AV Counting Boards	Total	
Lori Wisner Johnston	REP	1,721	0	1,721	100.00%
Write-in		3	0	3	0.17%
Total Votes		1,721	0	1,721	
		Election Day	AV Counting Boards	Total	
Unresolved Write-In		3	0	3	

County Treasurer (REP) (Vote for 1) REP

Precincts Reported: 14 of 14 (100.00%)

		Election Day	AV Counting	Total	
Times Cast		3,343	0	3,343 / 9,801	34.11%
Candidate	Party	Election Day	AV Counting Boards	Total	
Jennifer E. Goudreau	REP	1,744	0	1,744	100.00%
Write-in		2	0	2	0.11%
Total Votes		1,744	0	1,744	
		Election Day	AV Counting Boards	Total	
Unresolved Write-In		2	0	2	

County Register of Deeds (REP) (Vote for 1) REP

Precincts Reported: 14 of 14 (100.00%)

		Election Day	AV Counting	Total	
Times Cast		3,343	0	3,343 / 9,801	34.11%
Candidate	Party	Election Day	AV Counting Boards	Total	
Deborah M. Holle	REP	1,700	0	1,700	100.00%
Write-in		5	0	5	0.29%
Total Votes		1,700	0	1,700	
		Election Day	AV Counting Boards	Total	
Unresolved Write-In		5	0	5	

County Road Commissioner (REP) (Vote for 1) REP

Precincts Reported: 14 of 14 (100.00%)

		Election Day	AV Counting	Total	
Times Cast		3,343	0	3,343 / 9,801	34.11%
Candidate	Party	Election Day	AV Counting Boards	Total	
Tom Doty	REP	1,698	0	1,698	100.00%
Write-in		8	0	8	0.47%
Total Votes		1,698	0	1,698	
		Election Day	AV Counting Boards	Total	
Unresolved Write-In		8	0	8	

County Surveyor (REP) (Vote for 1) REP

Precincts Reported: 14 of 14 (100.00%)

		Election Day	AV Counting	Total	
Times Cast		3,343	0	3,343 / 9,801	34.11%
Candidate	Party	Election Day	AV Counting Boards	Total	
Jeffrey M. Davis	REP	1,721	0	1,721	100.00%
Write-in		1	0	1	0.06%
Total Votes		1,721	0	1,721	
		Election Day	AV Counting Boards	Total	
Unresolved Write-In		1	0	1	

County Commissioner 1st District (REP) (Vote for 1) REP

Precincts Reported: 4 of 4 (100.00%)

		Election Day	AV Counting	Total	
Times Cast		769	0	769 / 1,848	41.61%
Candidate	Party	Election Day	AV Counting Boards	Total	
Jim Hill	REP	471	0	471	100.00%
Write-in		2	0	2	0.42%
Total Votes		471	0	471	
		Election Day	AV Counting Boards	Total	
Unresolved Write-In		2	0	2	

County Commissioner 2nd District (REP) (Vote for 1) REP

Precincts Reported: 5 of 5 (100.00%)

		Election Day	AV Counting	Total	
Times Cast		748	0	748 / 1,919	38.98%
Candidate	Party	Election Day	AV Counting Boards	Total	
Craig Lehrke	REP	319	0	319	100.00%
Write-in		2	0	2	0.63%
Total Votes		319	0	319	
		Election Day	AV Counting Boards	Total	
Unresolved Write-In		2	0	2	

County Commissioner 3rd District (REP) (Vote for 1) REP

Precincts Reported: 3 of 3 (100.00%)

		Election Day	AV Counting	Total	
			Boards		
Times Cast		521	0	521 / 1,909	27.29%
Candidate	Party	Election Day	AV Counting	Total	
			Boards		
Paul Krause	REP	271	0	271	100.00%
Write-in		1	0	1	0.37%
Total Votes		271	0	271	

		Election Day	AV Counting	Total	
			Boards		
Unresolved Write-In		1	0	1	

County Commissioner 4th District (REP) (Vote for 1) REP

Precincts Reported: 2 of 2 (100.00%)

		Election Day	AV Counting	Total	
			Boards		
Times Cast		672	0	672 / 1,792	37.50%
Candidate	Party	Election Day	AV Counting	Total	
			Boards		
Mike J. Patrick	REP	317	0	317	100.00%
Write-in		3	0	3	0.95%
Total Votes		317	0	317	

		Election Day	AV Counting	Total	
			Boards		
Unresolved Write-In		3	0	3	

County Commissioner 5th District (REP) (Vote for 1) REP

Precincts Reported: 3 of 3 (100.00%)

		Election Day	AV Counting	Total	
			Boards		
Times Cast		633	0	633 / 2,333	27.13%
Candidate	Party	Election Day	AV Counting	Total	
			Boards		
Calvin McPhee	REP	264	0	264	100.00%
Write-in		1	0	1	0.38%
Total Votes		264	0	264	

		Election Day	AV Counting	Total	
			Boards		
Unresolved Write-In		1	0	1	

Bois Blanc Township Supervisor (REP) (Vote for 1) REP

Precincts Reported: 1 of 1 (100.00%)

	Election Day	AV Counting	Total	
Times Cast	56	0	56 / 114	49.12%

Candidate	Party	Election Day	AV Counting Boards	Total	
Write-in		1	0	1	N/A
Total Votes		0	0	0	

	Election Day	AV Counting	Total	
Unresolved Write-In	1	0	1	

Bois Blanc Township Clerk (REP) (Vote for 1) REP

Precincts Reported: 1 of 1 (100.00%)

	Election Day	AV Counting	Total	
Times Cast	56	0	56 / 114	49.12%

Candidate	Party	Election Day	AV Counting Boards	Total	
Write-in		0	0	0	N/A
Total Votes		0	0	0	

	Election Day	AV Counting	Total	
Unresolved Write-In	0	0	0	

Bois Blanc Township Treasurer (REP) (Vote for 1) REP

Precincts Reported: 1 of 1 (100.00%)

	Election Day	AV Counting	Total	
Times Cast	56	0	56 / 114	49.12%

Candidate	Party	Election Day	AV Counting Boards	Total	
Write-in		0	0	0	N/A
Total Votes		0	0	0	

	Election Day	AV Counting	Total	
Unresolved Write-In	0	0	0	

Bois Blanc Township Trustee (REP) (Vote for 2) REP

Precincts Reported: 1 of 1 (100.00%)

		Election Day	AV Counting	Total	
Times Cast		56	0	56 / 114	49.12%
Candidate	Party	Election Day	AV Counting Boards	Total	
Write-in		0	0	0	N/A
Total Votes		0	0	0	
		Election Day	AV Counting	Total	
Unresolved Write-In		0	0	0	

Brevort Township Supervisor (REP) (Vote for 1) REP

Precincts Reported: 1 of 1 (100.00%)

		Election Day	AV Counting	Total	
Times Cast		147	0	147 / 457	32.17%
Candidate	Party	Election Day	AV Counting Boards	Total	
Edward Serwach	REP	57	0	57	100.00%
Write-in		3	0	3	5.26%
Total Votes		57	0	57	
		Election Day	AV Counting	Total	
Unresolved Write-In		3	0	3	

Brevort Township Clerk (REP) (Vote for 1) REP

Precincts Reported: 1 of 1 (100.00%)

		Election Day	AV Counting	Total	
Times Cast		147	0	147 / 457	32.17%
Candidate	Party	Election Day	AV Counting Boards	Total	
Shyanne Bird	REP	56	0	56	100.00%
Write-in		1	0	1	1.79%
Total Votes		56	0	56	
		Election Day	AV Counting	Total	
Unresolved Write-In		1	0	1	

Brevort Township Treasurer (REP) (Vote for 1) REP

Precincts Reported: 1 of 1 (100.00%)

	Election Day	AV Counting	Total	
Times Cast	147	0	147 / 457	32.17%

Candidate	Party	Election Day	AV Counting Boards	Total	
Brian Olsen	REP	73	0	73	100.00%
Write-in		0	0	0	0.00%
Total Votes		73	0	73	

	Election Day	AV Counting Boards	Total	
Unresolved Write-In	0	0	0	

Brevort Township Trustee (REP) (Vote for 2) REP

Precincts Reported: 1 of 1 (100.00%)

	Election Day	AV Counting	Total	
Times Cast	147	0	147 / 457	32.17%

Candidate	Party	Election Day	AV Counting Boards	Total	
Tabatha Orr	REP	67	0	67	49.63%
William J. Orr	REP	68	0	68	50.37%
Write-in		0	0	0	0.00%
Total Votes		135	0	135	

	Election Day	AV Counting Boards	Total	
Unresolved Write-In	0	0	0	

Clark Township Supervisor (REP) (Vote for 1) REP

Precincts Reported: 1 of 1 (100.00%)

	Election Day	AV Counting	Total	
Times Cast	652	0	652 / 1,752	37.21%

Candidate	Party	Election Day	AV Counting Boards	Total	
Mark Clymer	REP	309	0	309	100.00%
Write-in		2	0	2	0.65%
Total Votes		309	0	309	

	Election Day	AV Counting Boards	Total	
Unresolved Write-In	2	0	2	

Clark Township Clerk (REP) (Vote for 1) REP

Precincts Reported: 1 of 1 (100.00%)

		Election Day	AV Counting	Total	
Times Cast		652	0	652 / 1,752	37.21%
Candidate	Party	Election Day	AV Counting Boards	Total	
Write-in		20	0	20	N/A
Total Votes		0	0	0	
		Election Day	AV Counting Boards	Total	
Unresolved Write-In		20	0	20	

Clark Township Treasurer (REP) (Vote for 1) REP

Precincts Reported: 1 of 1 (100.00%)

		Election Day	AV Counting	Total	
Times Cast		652	0	652 / 1,752	37.21%
Candidate	Party	Election Day	AV Counting Boards	Total	
Lisa Fitzgerald	REP	302	0	302	100.00%
Write-in		1	0	1	0.33%
Total Votes		302	0	302	
		Election Day	AV Counting Boards	Total	
Unresolved Write-In		1	0	1	

Clark Township Trustee (REP) (Vote for 2) REP

Precincts Reported: 1 of 1 (100.00%)

		Election Day	AV Counting	Total	
Times Cast		652	0	652 / 1,752	37.21%
Candidate	Party	Election Day	AV Counting Boards	Total	
Sarah Patton	REP	293	0	293	57.34%
Patrick Schuster	REP	218	0	218	42.66%
Write-in		2	0	2	0.39%
Total Votes		511	0	511	
		Election Day	AV Counting Boards	Total	
Unresolved Write-In		2	0	2	

Garfield Township Supervisor (REP) (Vote for 1) REP

Precincts Reported: 2 of 2 (100.00%)

		Election Day	AV Counting	Total	
Times Cast		380	0	380 / 907	41.90%
Candidate	Party	Election Day	AV Counting Boards	Total	
Donald Butkovich	REP	263	0	263	100.00%
Write-in		0	0	0	0.00%
Total Votes		263	0	263	

		Election Day	AV Counting Boards	Total	
Unresolved Write-In		0	0	0	

Garfield Township Clerk (REP) (Vote for 1) REP

Precincts Reported: 2 of 2 (100.00%)

		Election Day	AV Counting	Total	
Times Cast		380	0	380 / 907	41.90%
Candidate	Party	Election Day	AV Counting Boards	Total	
Paula M. Fillman	REP	173	0	173	56.91%
Daryl Schroeder	REP	131	0	131	43.09%
Write-in		0	0	0	0.00%
Total Votes		304	0	304	

		Election Day	AV Counting Boards	Total	
Unresolved Write-In		0	0	0	

Garfield Township Treasurer (REP) (Vote for 1) REP

Precincts Reported: 2 of 2 (100.00%)

		Election Day	AV Counting	Total	
Times Cast		380	0	380 / 907	41.90%
Candidate	Party	Election Day	AV Counting Boards	Total	
Susan Butkovich	REP	225	0	225	100.00%
Write-in		3	0	3	1.33%
Total Votes		225	0	225	

		Election Day	AV Counting Boards	Total	
Unresolved Write-In		3	0	3	

Garfield Township Trustee (REP) (Vote for 2) REP

Precincts Reported: 2 of 2 (100.00%)

	Election Day	AV Counting	Total	
Times Cast	380	0	380 / 907	41.90%

Candidate	Party	Election Day	AV Counting Boards	Total	
Clarence J. Ketcher	REP	216	0	216	49.77%
Duncan S. MacArthur	REP	218	0	218	50.23%
Write-in		0	0	0	0.00%
Total Votes		434	0	434	

	Election Day	AV Counting Boards	Total	
Unresolved Write-In	0	0	0	

Hendricks Township Supervisor (REP) (Vote for 1) REP

Precincts Reported: 1 of 1 (100.00%)

	Election Day	AV Counting	Total	
Times Cast	64	0	64 / 113	56.64%

Candidate	Party	Election Day	AV Counting Boards	Total	
Write-in		5	0	5	N/A
Total Votes		0	0	0	

	Election Day	AV Counting Boards	Total	
Unresolved Write-In	5	0	5	

Hendricks Township Clerk (REP) (Vote for 1) REP

Precincts Reported: 1 of 1 (100.00%)

	Election Day	AV Counting	Total	
Times Cast	64	0	64 / 113	56.64%

Candidate	Party	Election Day	AV Counting Boards	Total	
Write-in		4	0	4	N/A
Total Votes		0	0	0	

	Election Day	AV Counting Boards	Total	
Unresolved Write-In	4	0	4	

Hendricks Township Treasurer (REP) (Vote for 1) REP

Precincts Reported: 1 of 1 (100.00%)

		Election Day	AV Counting	Total	
Times Cast		64	0	64 / 113	56.64%
Candidate	Party	Election Day	AV Counting Boards	Total	
Write-in		5	0	5	N/A
Total Votes		0	0	0	
		Election Day	AV Counting	Total	
Unresolved Write-In		5	0	5	

Hendricks Township Trustee (REP) (Vote for 2) REP

Precincts Reported: 1 of 1 (100.00%)

		Election Day	AV Counting	Total	
Times Cast		64	0	64 / 113	56.64%
Candidate	Party	Election Day	AV Counting Boards	Total	
Write-in		44	0	44	N/A
Total Votes		0	0	0	
		Election Day	AV Counting	Total	
Jeffery Scott Dishaw		21 /	0	0	N/A
Glenda S. Derusha		21 /	0	0	N/A
Unresolved Write-In		44	0	44	

Hendricks Township Constable (REP) (Vote for 1) REP

Precincts Reported: 1 of 1 (100.00%)

		Election Day	AV Counting	Total	
Times Cast		64	0	64 / 113	56.64%
Candidate	Party	Election Day	AV Counting Boards	Total	
Carmen L. Schultz	REP	33	0	33	100.00%
Write-in		1	0	1	3.03%
Total Votes		33	0	33	
		Election Day	AV Counting	Total	
Clayton Anthony Rooney		1 /	0	0	0.00%
Unresolved Write-In		1	0	1	

Hudson Township Supervisor (REP) (Vote for 1) REP

Precincts Reported: 1 of 1 (100.00%)

		Election Day	AV Counting	Total	
Times Cast		62	0	62 / 171	36.26%
Candidate	Party	Election Day	AV Counting Boards	Total	
Write-in		1	0	1	N/A
Total Votes		0	0	0	
		Election Day	AV Counting	Total	
Unresolved Write-In		1	0	1	

Hudson Township Clerk (REP) (Vote for 1) REP

Precincts Reported: 1 of 1 (100.00%)

		Election Day	AV Counting	Total	
Times Cast		62	0	62 / 171	36.26%
Candidate	Party	Election Day	AV Counting Boards	Total	
Write-in		1	0	1	N/A
Total Votes		0	0	0	
		Election Day	AV Counting	Total	
Unresolved Write-In		1	0	1	

Hudson Township Treasurer (REP) (Vote for 1) REP

Precincts Reported: 1 of 1 (100.00%)

		Election Day	AV Counting	Total	
Times Cast		62	0	62 / 171	36.26%
Candidate	Party	Election Day	AV Counting Boards	Total	
Write-in		1	0	1	N/A
Total Votes		0	0	0	
		Election Day	AV Counting	Total	
Unresolved Write-In		1	0	1	

Hudson Township Trustee (REP) (Vote for 2) REP

Precincts Reported: 1 of 1 (100.00%)

	Election Day	AV Counting	Total	
Times Cast	62	0	62 / 171	36.26%

Candidate	Party	Election Day	AV Counting Boards	Total	
Karen Kerridge	REP	26	0	26	100.00%
Write-in		0	0	0	0.00%
Total Votes		26	0	26	

	Election Day	AV Counting Boards	Total	
Unresolved Write-In	0	0	0	

Marquette Township Supervisor (REP) (Vote for 1) REP

Precincts Reported: 1 of 1 (100.00%)

	Election Day	AV Counting	Total	
Times Cast	194	0	194 / 508	38.19%

Candidate	Party	Election Day	AV Counting Boards	Total	
George Huff	REP	53	0	53	37.86%
Julia Kronmeyer	REP	87	0	87	62.14%
Write-in		0	0	0	0.00%
Total Votes		140	0	140	

	Election Day	AV Counting Boards	Total	
Unresolved Write-In	0	0	0	

Marquette Township Clerk (REP) (Vote for 1) REP

Precincts Reported: 1 of 1 (100.00%)

	Election Day	AV Counting	Total	
Times Cast	194	0	194 / 508	38.19%

Candidate	Party	Election Day	AV Counting Boards	Total	
Renae Leese	REP	137	0	137	100.00%
Write-in		0	0	0	0.00%
Total Votes		137	0	137	

	Election Day	AV Counting Boards	Total	
Unresolved Write-In	0	0	0	

Marquette Township Treasurer (REP) (Vote for 1) REP

Precincts Reported: 1 of 1 (100.00%)

		Election Day	AV Counting	Total	
Times Cast		194	0	194 / 508	38.19%
Candidate	Party	Election Day	AV Counting Boards	Total	
Erik Taylor	REP	135	0	135	100.00%
Write-in		1	0	1	0.74%
Total Votes		135	0	135	

		Election Day	AV Counting Boards	Total	
Unresolved Write-In		1	0	1	

Marquette Township Trustee (REP) (Vote for 2) REP

Precincts Reported: 1 of 1 (100.00%)

		Election Day	AV Counting	Total	
Times Cast		194	0	194 / 508	38.19%
Candidate	Party	Election Day	AV Counting Boards	Total	
William Beacom	REP	131	0	131	55.51%
Brody Waybrant	REP	105	0	105	44.49%
Write-in		0	0	0	0.00%
Total Votes		236	0	236	

		Election Day	AV Counting Boards	Total	
Unresolved Write-In		0	0	0	

Moran Township Supervisor (REP) (Vote for 1) REP

Precincts Reported: 1 of 1 (100.00%)

		Election Day	AV Counting	Total	
Times Cast		364	0	364 / 948	38.40%
Candidate	Party	Election Day	AV Counting Boards	Total	
Write-in		11	0	11	N/A
Total Votes		0	0	0	

		Election Day	AV Counting Boards	Total	
Unresolved Write-In		11	0	11	

Moran Township Clerk (REP) (Vote for 1) REP

Precincts Reported: 1 of 1 (100.00%)

		Election Day	AV Counting	Total	
Times Cast		364	0	364 / 948	38.40%
Candidate	Party	Election Day	AV Counting Boards	Total	
Write-in		9	0	9	N/A
Total Votes		0	0	0	
		Election Day	AV Counting Boards	Total	
Unresolved Write-In		9	0	9	

Moran Township Treasurer (REP) (Vote for 1) REP

Precincts Reported: 1 of 1 (100.00%)

		Election Day	AV Counting	Total	
Times Cast		364	0	364 / 948	38.40%
Candidate	Party	Election Day	AV Counting Boards	Total	
Write-in		9	0	9	N/A
Total Votes		0	0	0	
		Election Day	AV Counting Boards	Total	
Unresolved Write-In		9	0	9	

Moran Township Trustee (REP) (Vote for 2) REP

Precincts Reported: 1 of 1 (100.00%)

		Election Day	AV Counting	Total	
Times Cast		364	0	364 / 948	38.40%
Candidate	Party	Election Day	AV Counting Boards	Total	
Mark Spencer	REP	116	0	116	44.96%
Craig A. Therrian	REP	142	0	142	55.04%
Write-in		0	0	0	0.00%
Total Votes		258	0	258	
		Election Day	AV Counting Boards	Total	
Unresolved Write-In		0	0	0	

Newton Township Supervisor (REP) (Vote for 1) REP

Precincts Reported: 1 of 1 (100.00%)

		Election Day	AV Counting	Total	
Times Cast		128	0	128 / 389	32.90%
Candidate	Party	Election Day	AV Counting Boards	Total	
Fred Burton	REP	54	0	54	100.00%
Write-in		1	0	1	1.85%
Total Votes		54	0	54	

		Election Day	AV Counting Boards	Total	
Unresolved Write-In		1	0	1	

Newton Township Clerk (REP) (Vote for 1) REP

Precincts Reported: 1 of 1 (100.00%)

		Election Day	AV Counting	Total	
Times Cast		128	0	128 / 389	32.90%
Candidate	Party	Election Day	AV Counting Boards	Total	
Sherry Salter	REP	49	0	49	100.00%
Write-in		0	0	0	0.00%
Total Votes		49	0	49	

		Election Day	AV Counting Boards	Total	
Unresolved Write-In		0	0	0	

Newton Township Treasurer (REP) (Vote for 1) REP

Precincts Reported: 1 of 1 (100.00%)

		Election Day	AV Counting	Total	
Times Cast		128	0	128 / 389	32.90%
Candidate	Party	Election Day	AV Counting Boards	Total	
Marilyn Mary Strickland	REP	48	0	48	100.00%
Write-in		3	0	3	6.25%
Total Votes		48	0	48	

		Election Day	AV Counting Boards	Total	
Unresolved Write-In		3	0	3	

Newton Township Trustee (REP) (Vote for 2) REP

Precincts Reported: 1 of 1 (100.00%)

		Election Day	AV Counting	Total	
			Boards		
Times Cast		128	0	128 / 389	32.90%
Candidate	Party	Election Day	AV Counting	Total	
			Boards		
Keith Kenton Keller	REP	43	0	43	48.31%
Ronald D. O'Neil	REP	46	0	46	51.69%
Write-in		1	0	1	1.12%
Total Votes		89	0	89	
		Election Day	AV Counting	Total	
			Boards		
Unresolved Write-In		1	0	1	

Portage Township Supervisor (REP) (Vote for 1) REP

Precincts Reported: 1 of 1 (100.00%)

		Election Day	AV Counting	Total	
			Boards		
Times Cast		372	0	372 / 782	47.57%
Candidate	Party	Election Day	AV Counting	Total	
			Boards		
Donald Reed	REP	184	0	184	68.15%
Stephen Sicinski	REP	86	0	86	31.85%
Write-in		1	0	1	0.37%
Total Votes		270	0	270	
		Election Day	AV Counting	Total	
			Boards		
Unresolved Write-In		1	0	1	

Portage Township Clerk (REP) (Vote for 1) REP

Precincts Reported: 1 of 1 (100.00%)

		Election Day	AV Counting	Total	
			Boards		
Times Cast		372	0	372 / 782	47.57%
Candidate	Party	Election Day	AV Counting	Total	
			Boards		
Pat MacLachlan	REP	225	0	225	100.00%
Write-in		11	0	11	4.89%
Total Votes		225	0	225	
		Election Day	AV Counting	Total	
			Boards		
Unresolved Write-In		11	0	11	

Portage Township Treasurer (REP) (Vote for 1) REP

Precincts Reported: 1 of 1 (100.00%)

		Election Day	AV Counting	Total	
Times Cast		372	0	372 / 782	47.57%
Candidate	Party	Election Day	AV Counting Boards	Total	
Andrea McKeage	REP	243	0	243	100.00%
Write-in		1	0	1	0.41%
Total Votes		243	0	243	

		Election Day	AV Counting Boards	Total	
Unresolved Write-In		1	0	1	

Portage Township Trustee (REP) (Vote for 2) REP

Precincts Reported: 1 of 1 (100.00%)

		Election Day	AV Counting	Total	
Times Cast		372	0	372 / 782	47.57%
Candidate	Party	Election Day	AV Counting Boards	Total	
Patrick Abram	REP	219	0	219	54.75%
Edgar W. Holbrook	REP	181	0	181	45.25%
Write-in		1	0	1	0.25%
Total Votes		400	0	400	

		Election Day	AV Counting Boards	Total	
Unresolved Write-In		1	0	1	

St. Ignace Township Supervisor (REP) (Vote for 1) REP

Precincts Reported: 1 of 1 (100.00%)

		Election Day	AV Counting	Total	
Times Cast		207	0	207 / 732	28.28%
Candidate	Party	Election Day	AV Counting Boards	Total	
Eric J. Danielson	REP	97	0	97	100.00%
Write-in		1	0	1	1.03%
Total Votes		97	0	97	

		Election Day	AV Counting Boards	Total	
Unresolved Write-In		1	0	1	

St. Ignace Township Clerk (REP) (Vote for 1) REP

Precincts Reported: 1 of 1 (100.00%)

		Election Day	AV Counting	Total	
Times Cast		207	0	207 / 732	28.28%
Candidate	Party	Election Day	AV Counting Boards	Total	
Write-in		8	0	8	N/A
Total Votes		0	0	0	
		Election Day	AV Counting	Total	
			Boards		
Unresolved Write-In		B	0	8	

St. Ignace Township Treasurer (REP) (Vote for 1) REP

Precincts Reported: 1 of 1 (100.00%)

		Election Day	AV Counting	Total	
Times Cast		207	0	207 / 732	28.28%
Candidate	Party	Election Day	AV Counting Boards	Total	
Write-in		6	0	6	N/A
Total Votes		0	0	0	
		Election Day	AV Counting	Total	
			Boards		
Unresolved Write-In		6	0	6	

St. Ignace Township Trustee (REP) (Vote for 2) REP

Precincts Reported: 1 of 1 (100.00%)

		Election Day	AV Counting	Total	
Times Cast		207	0	207 / 732	28.28%
Candidate	Party	Election Day	AV Counting Boards	Total	
Glenn L. McKenzie	REP	68	0	68	48.23%
Allen Mitchell	REP	73	0	73	51.77%
Write-in		0	0	0	0.00%
Total Votes		141	0	141	
		Election Day	AV Counting	Total	
			Boards		
Unresolved Write-In		0	0	0	

City of Mackinac Island, Precinct 1 Delegate (REP) (Vote for 3) REP

Precincts Reported: 1 of 1 (100.00%)

		Election Day	AV Counting	Total	
Times Cast		190	0	190 / 798	23.81%
Candidate	Party	Election Day	AV Counting Boards	Total	
Write-in		0	0	0	N/A
Total Votes		0	0	0	
		Election Day	AV Counting Boards	Total	
Unresolved Write-In		0	0	0	

City of St. Ignace, Precinct 1 Delegate (REP) (Vote for 8) REP

Precincts Reported: 1 of 1 (100.00%)

		Election Day	AV Counting	Total	
Times Cast		527	0	527 / 2,130	24.74%
Candidate	Party	Election Day	AV Counting Boards	Total	
Write-in		4	0	4	N/A
Total Votes		0	0	0	
		Election Day	AV Counting Boards	Total	
Unresolved Write-In		4	0	4	

Bois Blanc Township, Precinct 1 Delegate (REP) (Vote for 1) REP

Precincts Reported: 1 of 1 (100.00%)

		Election Day	AV Counting	Total	
Times Cast		56	0	56 / 114	49.12%
Candidate	Party	Election Day	AV Counting Boards	Total	
Write-in		0	0	0	N/A
Total Votes		0	0	0	
		Election Day	AV Counting Boards	Total	
Unresolved Write-In		0	0	0	

Brevort Township, Precinct 1 Delegate (REP) (Vote for 3) REP

Precincts Reported: 1 of 1 (100.00%)

		Election Day	AV Counting	Total	
Times Cast		147	0	147 / 457	32.17%
Candidate	Party	Election Day	AV Counting Boards	Total	
Write-in		3	0	3	N/A
Total Votes		0	0	0	
		Election Day	AV Counting Boards	Total	
Unresolved Write-In		3	0	3	

Clark Township, Precinct 1 Delegate (REP) (Vote for 10) REP

Precincts Reported: 1 of 1 (100.00%)

		Election Day	AV Counting	Total	
Times Cast		652	0	652 / 1,752	37.21%
Candidate	Party	Election Day	AV Counting Boards	Total	
Michael R. Miller	REP	236	0	236	50.54%
Pat Schuster	REP	231	0	231	49.46%
Write-in		3	0	3	0.64%
Total Votes		467	0	467	
		Election Day	AV Counting Boards	Total	
Unresolved Write-In		3	0	3	

Garfield Township, Precinct 1 Delegate (REP) (Vote for 3) REP

Precincts Reported: 1 of 1 (100.00%)

		Election Day	AV Counting	Total	
Times Cast		178	0	178 / 211	84.36%
Candidate	Party	Election Day	AV Counting Boards	Total	
Write-in		4	0	4	N/A
Total Votes		0	0	0	
		Election Day	AV Counting Boards	Total	
Mary Magdalene Howe	WRITE-IN	0	0	0	N/A
Unresolved Write-In		4	0	4	

Garfield Township, Precinct 2 Delegate (REP) (Vote for 4) REP

Precincts Reported: 1 of 1 (100.00%)

		Election Day	AV Counting	Total	
Times Cast		202	0	202 / 696	29.02%
Candidate	Party	Election Day	AV Counting Boards	Total	
Write-in		6	0	6	N/A
Total Votes		0	0	0	
		Election Day	AV Counting	Total	
Mary Howe WRITE IN			Boards		
Unresolved Write-In		6	0	6	

Hendricks Township, Precinct 1 Delegate (REP) (Vote for 1) REP

Precincts Reported: 1 of 1 (100.00%)

		Election Day	AV Counting	Total	
Times Cast		64	0	64 / 113	56.64%
Candidate	Party	Election Day	AV Counting Boards	Total	
Write-in		6	0	6	N/A
Total Votes		0	0	0	
		Election Day	AV Counting	Total	
Unresolved Write-In		6	0	6	

Hudson Township, Precinct 1 Delegate (REP) (Vote for 1) REP

Precincts Reported: 1 of 1 (100.00%)

		Election Day	AV Counting	Total	
Times Cast		62	0	62 / 171	36.26%
Candidate	Party	Election Day	AV Counting Boards	Total	
Write-in		1	0	1	N/A
Total Votes		0	0	0	
		Election Day	AV Counting	Total	
Unresolved Write-In		1	0	1	

Marquette Township, Precinct 1 Delegate (REP) (Vote for 4) REP

Precincts Reported: 1 of 1 (100.00%)

		Election Day	AV Counting	Total	
Times Cast		194	0	194 / 508	38.19%
Candidate	Party	Election Day	AV Counting Boards	Total	
Write-in		4	0	4	N/A
Total Votes		0	0	0	

		Election Day	AV Counting	Total	
Unresolved Write-In		4	0	4	

Moran Township, Precinct 1 Delegate (REP) (Vote for 5) REP

Precincts Reported: 1 of 1 (100.00%)

		Election Day	AV Counting	Total	
Times Cast		364	0	364 / 948	38.40%
Candidate	Party	Election Day	AV Counting Boards	Total	
Mary Lynn Swiderski	REP	124	0	124	52.54%
Tom Wilk	REP	112	0	112	47.46%
Write-in		4	0	4	1.69%
Total Votes		236	0	236	

		Election Day	AV Counting	Total	
Unresolved Write-In		4	0	4	

Newton Township, Precinct 1 Delegate (REP) (Vote for 2) REP

Precincts Reported: 1 of 1 (100.00%)

		Election Day	AV Counting	Total	
Times Cast		128	0	128 / 389	32.90%
Candidate	Party	Election Day	AV Counting Boards	Total	
Write-in		5	0	5	N/A
Total Votes		0	0	0	

		Election Day	AV Counting	Total	
Unresolved Write-In		5	0	5	

Portage Township, Precinct 1 Delegate (REP) (Vote for 6) REP

Precincts Reported: 1 of 1 (100.00%)

		Election Day	AV Counting	Total	
Times Cast		372	0	372 / 782	47.57%
Candidate	Party	Election Day	AV Counting Boards	Total	
Write-in		6	0	6	N/A
Total Votes		0	0	0	
		Election Day	AV Counting Boards	Total	
Unresolved Write-In		6	0	6	

St. Ignace Township, Precinct 1 Delegate (REP) (Vote for 3) REP

Precincts Reported: 1 of 1 (100.00%)

		Election Day	AV Counting	Total	
Times Cast		207	0	207 / 732	28.28%
Candidate	Party	Election Day	AV Counting Boards	Total	
Write-in		4	0	4	N/A
Total Votes		0	0	0	
		Election Day	AV Counting Boards	Total	
Unresolved Write-In		4	0	4	

Bois Blanc Township General Expenses Millage Increase (Vote for 1)

Precincts Reported: 1 of 1 (100.00%)

		Election Day	AV Counting	Total	
Times Cast		56	0	56 / 114	49.12%
Candidate	Party	Election Day	AV Counting Boards	Total	
Yes		35	0	35	63.64%
No		20	0	20	36.36%
Total Votes		55	0	55	
		Election Day	AV Counting Boards	Total	
Unresolved Write-In		0	0	0	

Bois Blanc Township General Expenses Millage Renewal (Vote for 1)

Precincts Reported: 1 of 1 (100.00%)

		Election Day	AV Counting	Total	
Times Cast		56	0	56 / 114	49.12%
Candidate	Party	Election Day	AV Counting Boards	Total	
Yes		38	0	38	69.09%
No		17	0	17	30.91%
Total Votes		55	0	55	
		Election Day	AV Counting	Total	
Unresolved Write-In		0	0	0	

Bois Blanc Township Transfer Station Millage Increase (Vote for 1)

Precincts Reported: 1 of 1 (100.00%)

		Election Day	AV Counting	Total	
Times Cast		56	0	56 / 114	49.12%
Candidate	Party	Election Day	AV Counting Boards	Total	
Yes		36	0	36	65.45%
No		19	0	19	34.55%
Total Votes		55	0	55	
		Election Day	AV Counting	Total	
Unresolved Write-In		0	0	0	

Bois Blanc Township Transfer Station Millage Renewal (Vote for 1)

Precincts Reported: 1 of 1 (100.00%)

		Election Day	AV Counting	Total	
Times Cast		56	0	56 / 114	49.12%
Candidate	Party	Election Day	AV Counting Boards	Total	
Yes		40	0	40	75.47%
No		13	0	13	24.53%
Total Votes		53	0	53	
		Election Day	AV Counting	Total	
Unresolved Write-In		0	0	0	

Bois Blanc Township General Expenses Police Protection (Vote for 1)

Precincts Reported: 1 of 1 (100.00%)

		Election Day	AV Counting	Total	
Times Cast		56	0	56 / 114	49.12%
Candidate	Party	Election Day	AV Counting Boards	Total	
Yes		37	0	37	71.15%
No		15	0	15	28.85%
Total Votes		52	0	52	
		Election Day	AV Counting	Total	
Unresolved Write-In		0	0	0	

Clark Township Road Millage Renewal Proposal (Vote for 1)

Precincts Reported: 1 of 1 (100.00%)

		Election Day	AV Counting	Total	
Times Cast		652	0	652 / 1,752	37.21%
Candidate	Party	Election Day	AV Counting Boards	Total	
Yes		414	0	414	75.14%
No		137	0	137	24.86%
Total Votes		551	0	551	
		Election Day	AV Counting	Total	
Unresolved Write-In		0	0	0	

Hendricks Township Road Millage Proposition (Vote for 1)

Precincts Reported: 1 of 1 (100.00%)

		Election Day	AV Counting	Total	
Times Cast		64	0	64 / 113	56.64%
Candidate	Party	Election Day	AV Counting Boards	Total	
Yes		33	0	33	64.71%
No		18	0	18	35.29%
Total Votes		51	0	51	
		Election Day	AV Counting	Total	
Unresolved Write-In		0	0	0	

Moran Township Recreation Millage Renewal (Vote for 1)

Precincts Reported: 1 of 1 (100.00%)

		Election Day	AV Counting	Total	
Times Cast		364	0	364 / 948	38.40%
Candidate	Party	Election Day	AV Counting Boards	Total	
Yes		180	0	180	64.06%
No		101	0	101	35.94%
Total Votes		281	0	281	
		Election Day	AV Counting	Total	
Unresolved Write-In		0	0	0	

Portage Township Fire and Emergency Medical Services Millage (Vote for 1)

Precincts Reported: 1 of 1 (100.00%)

		Election Day	AV Counting	Total	
Times Cast		372	0	372 / 782	47.57%
Candidate	Party	Election Day	AV Counting Boards	Total	
Yes		168	0	168	54.90%
No		138	0	138	45.10%
Total Votes		306	0	306	
		Election Day	AV Counting	Total	
Unresolved Write-In		0	0	0	

Pickford Public Schools Operating Millage Renewal Proposal (Vote for 1)

Precincts Reported: 1 of 1 (100.00%)

		Election Day	AV Counting	Total	
Times Cast		112	0	112 / 277	40.43%
Candidate	Party	Election Day	AV Counting Boards	Total	
Yes		78	0	78	79.59%
No		20	0	20	20.41%
Total Votes		98	0	98	
		Election Day	AV Counting	Total	
Unresolved Write-In		0	0	0	



Election Results

U.S. Senator

One 6-year term

Official results, updated August 14, 12:39 PM

[Race List](#) | [Race Summary](#) | [Race Details](#) | [Race Details \(Printer Friendly\)](#)

Democratic Party

343 of 343 (100.0%) precincts reporting*

Gary Peters

DEM

90,747 100.0%



Republican Party

343 of 343 (100.0%) precincts reporting*

John James

REP

93,506 100.0%



*Please Note: A precinct will not display in the percent of precincts reporting until both election day and AV (absentee) results are recorded for that precinct.



Election Results

U.S. Senator

One 6-year term

Official results, updated August 14, 12:39 PM

[Race List](#) | [Race Summary](#) | [Race Details](#) | [Race Details \(Printer Friendly\)](#)

POLL BOOK TOTALS		Gary Peters (DEM)			John James (REP)		
		AV	Elec Day	TOTAL	AV	Elec Day	TOTAL
ARMADA TOWNSHIP							
01	1,092	138	38	176	321	334	655
02	775	81	19	100	170	321	491
	1,867	219	57	276	491	655	1,146

POLL BOOK TOTALS		Gary Peters (DEM)			John James (REP)		
		AV	Elec Day	TOTAL	AV	Elec Day	TOTAL
BRUCE TOWNSHIP							
01	581	117	42	159	125	185	310
02	1,080	156	42	198	283	418	701
03	687	96	37	133	189	222	411
04	824	97	31	128	213	342	555
3,172		466	152	618	810	1,167	1,977

POLL BOOK TOTALS		Gary Peters (DEM)			John James (REP)		
		AV	Elec Day	TOTAL	AV	Elec Day	TOTAL
CENTER LINE							
01	422	150	79	229	49	102	151
02	345	158	68	226	40	39	79
03	455	179	100	279	46	83	129
04	250	93	37	130	44	40	84
05	240	85	48	133	18	62	80
1,712		665	332	997	197	326	523

	POLL BOOK TOTALS	Gary Peters (DEM)			John James (REP)		
		AV	Elec Day	TOTAL	AV	Elec Day	TOTAL
CHESTERFIELD TOWNSHIP							
01	786	244	33	277	223	158	381
02	726	203	61	264	189	164	353

03	587	151	30	181	159	166	325
04	495	170	33	203	131	99	230
05	684	216	52	268	164	160	324
06	591	155	42	197	156	171	327
07	477	129	39	168	120	123	243
08	558	143	32	175	159	132	291
09	633	209	31	240	199	123	322
10	968	223	28	251	374	223	597
11	492	155	27	182	121	129	250
12	564	180	65	245	105	138	243
13	790	239	66	305	218	185	403
14	426	121	35	156	107	110	217
15	891	263	63	326	281	201	482
16	669	180	44	224	214	151	365
17	295	111	61	172	38	45	83
18	468	131	44	175	103	108	211
19	462	154	41	195	78	128	206
<hr/>							
	11,562	3,377	827	4,204	3,139	2,714	5,853

POLL BOOK TOTALS				Gary Peters (DEM)			John James (REP)		
				AV	Elec Day	TOTAL	AV	Elec Day	TOTAL
CLINTON TOWNSHIP									
01	584	223	49	272	136	89	225		
02	245	83	22	105	63	42	105		
03	491	207	58	265	87	68	155		
04	174	60	20	80	41	31	72		
05	370	200	131	331	10	11	21		
06	586	257	93	350	96	85	181		
07	262	95	31	126	58	46	104		
08	469	132	68	200	90	101	191		
09	326	100	58	158	56	67	123		
10	566	165	29	194	171	125	296		
11	455	178	68	246	82	72	154		
12	253	101	28	129	35	54	89		
13	534	179	77	256	75	121	196		
14	233	71	32	103	58	52	110		
15	449	134	61	195	81	110	191		
16	646	245	60	305	152	93	245		
17	471	159	52	211	91	104	195		
18	506	148	33	181	121	107	228		
19	685	196	33	229	227	123	350		

POLL BOOK TOTALS	Gary Peters (DEM)			John James (REP)		
	AV	Elec Day	TOTAL	AV	Elec Day	TOTAL

01	416	196	91	287	48	36	84
02	610	328	118	446	61	60	121
03	538	212	105	317	82	72	154
04	512	219	120	339	78	51	129
05	500	208	116	324	53	77	130
06	519	231	119	350	63	37	100
07	511	260	147	407	39	15	54
08	675	385	187	572	38	17	55
09	463	279	106	385	31	16	47
10							

	331	125	85	210	54	37	91
11	480	234	113	347	55	45	100
12	811	378	183	561	118	69	187
13	291	145	72	217	32	24	56
14	577	319	117	436	67	27	94
	7,234	3,519	1,679	5,198	819	583	1,402

		Gary Peters (DEM)			John James (REP)		
POLL BOOK TOTALS	AV	Elec Day	TOTAL	AV	Elec Day	TOTAL	

FRASER

01	421	130	63	193	79	101	180
02	645	203	64	267	176	139	315
03	744	310	76	386	144	117	261
04	573	204	77	281	98	120	218
05	176	75	19	94	34	35	69
06	787	280	71	351	184	150	334
07	409	160	54	214	88	62	150
	3,755	1,362	424	1,786	803	724	1,527

		Gary Peters (DEM)			John James (REP)		
POLL BOOK TOTALS	AV	Elec Day	TOTAL	AV	Elec Day	TOTAL	

GROSSE POINTE SHORES

03	30	N/A	8	8	N/A	19	19
	30	N/A	8	8	N/A	19	19

		Gary Peters (DEM)			John James (REP)		
POLL BOOK TOTALS	AV	Elec Day	TOTAL	AV	Elec Day	TOTAL	

HARRISON TOWNSHIP

01	704	194	88	282	183	132	315
02	860	282	85	367	195	152	347
03	820	166	68	234	218	205	423
04	862	221	72	293	249	178	427
05	972	150	34	184	364	251	615
06	907	208	88	296	283	176	459
07	923	194	58	252	280	223	503
08	530	178	69	247	97	104	201
09	835	152	33	185	291	201	492
10	762	166	49	215	207	193	400
	8,175	1,911	644	2,555	2,367	1,815	4,182

		Gary Peters (DEM)			John James (REP)		
POLL BOOK TOTALS	AV	Elec Day	TOTAL	AV	Elec Day	TOTAL	

LENOX TOWNSHIP

01	503	100	26	126	137	157	294
02	634	179	54	233	140	175	315
03	574	241	68	309	68	142	210
04	246	75	54	129	30	69	99
<hr/>							
	1,957	595	202	797	375	543	918

		Gary Peters (DEM)			John James (REP)		
POLL BOOK		AV	Elec Day	TOTAL	AV	Elec Day	TOTAL
TOTALS							

MACOMB TOWNSHIP

01	541	140	26	166	170	143	313
02	674	185	58	243	156	172	328
03	599	140	45	185	148	188	336
04	649	184	49	233	155	173	328
05	777	241	58	299	215	178	393
06	589	204	37	241	183	99	282
07	592	161	45	206	160	144	304
08	654	220	45	265	200	124	324
09	466	93	16	109	164	123	287
10	477	174	65	239	89	85	174
11	761	187	78	265	208	202	410
12	740	249	57	306	208	149	357
13	669	171	54	225	161	210	371
14	777	195	44	239	228	195	423
15	850	210	29	239	333	164	497
16	899	251	51	302	264	221	485
17	780	248	49	297	225	174	399
18	473	174	51	225	98	90	188
19	286	124	39	163	53	47	100
20	683	196	56	252	191	173	364
21	851	255	28	283	308	140	448
22	798	232	29	261	280	144	424
23	773	207	21	228	333	111	444
24	936	304	35	339	368	99	467
25	491	129	35	164	149	119	268
26	450	102	40	142	136	107	243
27	796	212	48	260	226	215	441
28	532	128	55	183	138	158	296
29	572	183	81	264	141	106	247
30	664	172	61	233	207	176	383
31	502	127	26	153	137	142	279
32	634	157	30	187	176	181	357

	464	150	23	173	134	87	221
34	560	161	35	196	137	157	294
35	616	200	70	270	148	146	294
36	487	142	34	176	136	111	247
37	607	141	31	172	180	169	349
	23,669	6,749	1,634	8,383	6,943	5,422	12,365

POLL BOOK TOTALS	Gary Peters (DEM)			John James (REP)		
	AV	Elec Day	TOTAL	AV	Elec Day	TOTAL

MEMPHIS

01	186	N/A	56	56	N/A	115	115
	186	N/A	56	56	N/A	115	115

POLL BOOK TOTALS	Gary Peters (DEM)			John James (REP)		
	AV	Elec Day	TOTAL	AV	Elec Day	TOTAL

MOUNT CLEMENS

01	386	179	121	300	18	32	50
02	639	216	141	357	61	141	202
03	781	284	165	449	93	152	245
04	379	154	75	229	40	60	100
06	800	349	177	526	68	103	171
09	720	250	88	338	120	156	276
	3,705	1,432	767	2,199	400	644	1,044

POLL BOOK TOTALS	Gary Peters (DEM)			John James (REP)		
	AV	Elec Day	TOTAL	AV	Elec Day	TOTAL

NEW BALTIMORE

01	479	138	49	187	93	152	245
02	374	104	21	125	94	113	207
03	853	202	77	279	201	278	479
04	702	236	55	291	161	186	347
05	626	182	56	238	134	188	322
	3,034	862	258	1,120	683	917	1,600

POLL BOOK TOTALS	Gary Peters (DEM)			John James (REP)		
	AV	Elec Day	TOTAL	AV	Elec Day	TOTAL

RAY TOWNSHIP

01	614	66	26	92	203	199	402
02	835	107	45	152	236	291	527
	1,449	173	71	244	439	490	929

POLL BOOK TOTALS	Gary Peters (DEM)			John James (REP)		
	AV	Elec Day	TOTAL	AV	Elec Day	TOTAL

RICHMOND CITY

01	837	214	63	277	207	275	482
02	641	148	54	202	161	205	366
	1,478	362	117	479	368	480	848

POLL BOOK TOTALS	Gary Peters (DEM)			John James (REP)		
	AV	Elec Day	TOTAL	AV	Elec Day	TOTAL

RICHMOND TOWNSHIP

01	474	N/A	85	85	N/A	339	339
02	473	N/A	109	109	N/A	328	328
	947	N/A	194	194	N/A	667	667

POLL BOOK TOTALS	Gary Peters (DEM)			John James (REP)		
	AV	Elec Day	TOTAL	AV	Elec Day	TOTAL

ROSEVILLE

01	553	186	102	288	94	105	199
02	832	340	126	466	136	135	271
03	558	256	120	376	49	77	126
04	336	144	57	201	51	50	101
05	500	211	72	283	78	82	160
06	722	246	98	344	128	153	281
07	740	297	115	412	106	135	241
08	731	312	91	403	116	125	241
09	828	288	103	391	150	163	313
10	403	144	56	200	53	96	149
11	558	213	81	294	91	96	187
12	506	200	74	274	94	71	165
13	296	107	47	154	38	51	89
14	456	160	72	232	72	88	160
15	687	324	110	434	102	61	163
	8,706	3,428	1,324	4,752	1,358	1,488	2,846

POLL BOOK TOTALS	Gary Peters (DEM)			John James (REP)		
	AV	Elec Day	TOTAL	AV	Elec Day	TOTAL

SHELBY TOWNSHIP

01	1,026	169	37	206	356	257	613
02	813	143	40	183	265	237	502
03	365	71	29	100	99	125	224
04	684	135	40	175	254	147	401
05	513	146	26	172	160	73	233
06	440	131	38	169	87	106	193
07	828	154	44	198	244	211	455
08	418	67	21	88	126	121	247
09							

	382	107	46	153	82	104	186
10	533	124	28	152	168	137	305
11	653	173	41	214	165	171	336
12	560	78	28	106	203	163	366
13	413	64	32	96	127	114	241
14	812	157	53	210	253	214	467
15	875	174	59	233	261	236	497
16	1,132	230	42	272	463	200	663
17	876	168	60	228	247	231	478
18	658	175	32	207	206	125	331
19	593	119	48	167	198	128	326
20	491	113	25	138	153	89	242
21	307	107	60	167	44	56	100
22	1,161	242	30	272	428	252	680
23	955	146	33	179	371	252	623
24	1,273	193	59	252	484	320	804
25	875	189	36	225	322	181	503
26	792	232	34	266	254	126	380
27	807	242	58	300	228	158	386
28	944	301	22	323	332	136	468
29	478	104	29	133	140	130	270
30	618	119	31	150	212	148	360
	21,275	4,573	1,161	5,734	6,932	4,948	11,880

POLL BOOK TOTALS		Gary Peters (DEM)			John James (REP)		
		AV	Elec Day	TOTAL	AV	Elec Day	TOTAL
ST. CLAIR SHORES							
01	1,149	425	111	536	328	175	503
02	981	389	97	486	230	134	364
03	878	368	118	486	133	173	306
04	900	337	109	446	206	150	356
05	816	330	151	481	105	163	268
06	776	362	139	501	113	82	195
07	489	198	69	267	91	75	166
08	743	277	90	367	148	126	274
09	487	166	61	227	98	94	192
10	832	333	88	421	172	144	316
11	366	149	26	175	86	68	154
12	992	364	86	450	244	186	430
13	1,158	367	79	446	331	220	551
14	321	121	39	160	58	73	131
15							

	896	340	92	432	184	158	342
16	817	284	87	371	187	160	347
17	983	338	83	421	266	197	463
18	718	248	65	313	170	144	314
19	615	197	80	277	153	112	265
20	427	175	40	215	106	60	166
21	660	220	83	303	168	128	296
22	554	166	71	237	112	156	268
23	677	254	81	335	138	135	273
<hr/>							
	17,235	6,408	1,945	8,353	3,827	3,113	6,940

	POLL BOOK TOTALS	Gary Peters (DEM)			John James (REP)		
		AV	Elec Day	TOTAL	AV	Elec Day	TOTAL
STERLING HEIGHTS							
01	456	175	72	247	90	72	162
02	720	297	103	400	135	120	255
03	842	361	92	453	159	117	276
04	1,002	424	114	538	204	151	355
05	914	370	104	474	198	131	329
06	518	186	34	220	122	107	229
07	712	288	74	362	156	134	290
08	589	233	62	295	125	112	237
09	331	118	39	157	70	68	138
10	763	284	74	358	179	138	317
11	440	164	63	227	102	78	180
12	850	325	83	408	192	154	346
13	477	194	61	255	114	70	184
14	413	180	56	236	80	60	140
15	429	151	28	179	125	87	212
16	441	173	56	229	86	78	164
17	471	189	49	238	103	93	196
18	778	324	73	397	171	124	295
19	785	310	92	402	162	135	297
20	711	294	47	341	160	138	298
21	411	155	40	195	75	86	161
22	494	162	53	215	113	106	219
23	513	189	47	236	115	114	229
24	499	186	32	218	90	129	219
25	870	334	72	406	206	176	382
26	822	292	38	330	243	162	405
27	700	262	53	315	144	162	306
28							

	703	267	59	326	172	141	313
29	612	211	45	256	129	149	278
30	362	132	41	173	83	58	141
31	362	136	52	188	62	68	130
32	185	70	22	92	28	48	76
33	584	225	40	265	152	109	261
34	730	229	54	283	187	188	375
35	350	134	35	169	49	87	136
36	803	319	46	365	209	157	366
37	682	263	67	330	166	132	298
38	881	362	77	439	222	126	348
39	603	225	44	269	116	157	273
40	295	91	30	121	68	71	139
41	448	143	55	198	86	118	204
42	614	203	44	247	174	142	316
43	1,122	416	74	490	336	180	516
44	608	227	35	262	176	100	276
45	781	295	66	361	227	112	339
<hr/>							
	27,676	10,568	2,597	13,165	6,361	5,245	11,606

	POLL BOOK TOTALS			Gary Peters (DEM)			John James (REP)		
	AV	Elec Day	TOTAL	AV	Elec Day	TOTAL	AV	Elec Day	TOTAL
UTICA									
01	206	58	31	89	34	53	87		
02	434	118	42	160	86	142	228		
03	456	170	36	206	88	100	188		
<hr/>									
	1,096	346	109	455	208	295	503		

	POLL BOOK TOTALS			Gary Peters (DEM)			John James (REP)		
	AV	Elec Day	TOTAL	AV	Elec Day	TOTAL	AV	Elec Day	TOTAL
WARREN									
01	541	259	99	358	64	54	118		
03	536	266	114	380	62	48	110		
04	433	161	100	261	58	71	129		
05	445	213	81	294	47	54	101		
06	540	228	93	321	69	88	157		
07	275	117	68	185	29	29	58		
08	294	103	67	170	33	34	67		
09	339	142	72	214	43	43	86		
10	262	107	80	187	22	33	55		
11	9	4	2	6	0	3	3		
12	223	89	49	138	22	26	48		

13	153	52	25	77	20	44	64
14	559	221	128	349	83	78	161
15	556	238	105	343	66	75	141
17	441	167	79	246	60	71	131
18	138	65	24	89	12	24	36
19	493	170	114	284	53	83	136
20	651	321	61	382	93	91	184
22	693	250	92	342	131	129	260
23	613	278	70	348	91	93	184
24	251	116	24	140	33	49	82
25	399	150	47	197	60	86	146
26	254	112	62	174	31	20	51
27	1,072	412	108	520	258	152	410
28	887	409	113	522	149	125	274
31	881	403	100	503	176	90	266
32	715	306	59	365	149	98	247
33	816	298	112	410	173	154	327
34	354	141	91	232	42	45	87
35	742	339	81	420	162	81	243
36	1,108	454	127	581	236	140	376
38	875	394	156	550	123	122	245
41	850	354	130	484	128	148	276
43	660	295	79	374	118	103	221
44	552	263	75	338	95	47	142
45	582	252	91	343	115	65	180
46	506	226	69	295	84	68	152
47	807	320	86	406	175	112	287
48	416	214	60	274	69	35	104
49	797	325	68	393	195	112	307
50	668	233	106	339	144	103	247
51	888	347	90	437	215	121	336
52	501	171	47	218	134	89	223
53	455	143	75	218	78	83	161
54	690	242	71	313	169	118	287
55	639	216	102	318	97	150	247
56	343	126	40	166	69	55	124
57	574	207	81	288	95	128	223
58	913	343	89	432	174	184	358
	27,389	11,262	3,962	15,224	4,804	4,054	8,858

POLL BOOK
TOTALS

Gary Peters
(DEM)

John James
(REP)

	AV	Elec Day	TOTAL	AV	Elec Day	TOTAL	
WASHINGTON TOWNSHIP							
01	557	97	40	137	128	173	301
02	1,154	217	46	263	404	264	668
03	1,069	132	41	173	301	368	669
04	754	142	51	193	154	226	380
05	1,076	134	30	164	360	371	731
06	1,145	174	20	194	469	234	703
07	1,031	176	28	204	325	330	655
08	879	162	40	202	275	234	509
09	514	74	16	90	112	196	308
10	661	106	35	141	182	223	405
11	649	89	16	105	234	187	421
	9,489	1,503	363	1,866	2,944	2,806	5,750
TOTALS							
	212,513	69,274	21,473	90,747	50,333	43,173	93,506

☐ Yellow in the TOTALS column means precinct hasn't reported
 N/A indicates AV (Absentee) results are included in Elec Day results



Election Results

Representative in Congress - 9th District One 2-year term

Official results, updated August 14, 12:39 PM

[Race List](#) | [Race Summary](#) | [Race Details](#) | [Race Details \(Printer Friendly\)](#)

Democratic Party				
197 of 197 (100.0%) precincts reporting*				
Andy Levin	DEM	60,116	100.0%	<div></div>

Republican Party				
197 of 197 (100.0%) precincts reporting*				
Charles J. Langworthy	REP	23,203	60.3%	<div></div>
Gabi Grossbard	REP	15,297	39.7%	<div></div>

*Please Note: A precinct will not display in the percent of precincts reporting until both election day and AV (absentee) results are recorded for that precinct.



Election Results

Representative in Congress - 9th District

One 2-year term

Official results, updated August 14, 12:39 PM

[Race List](#) | [Race Summary](#) | [Race Details](#) | [Race Details \(Printer Friendly\)](#)

POLL BOOK TOTALS	Andy Levin (DEM)			Charles J. Langworthy (REP)			Gabi Grossbard (REP)			
	AV	Elec Day	TOTAL	AV	Elec Day	TOTAL	AV	Elec Day	TOTAL	
CENTER LINE										
01	422	155	79	234	22	52	74	23	47	70
02	345	163	68	231	22	29	51	14	10	24
03	455	180	100	280	25	43	68	18	35	53
04	250	98	38	136	31	27	58	13	12	25
05	240	89	48	137	13	37	50	8	25	33
	1,712	685	333	1,018	113	188	301	76	129	205

POLL BOOK TOTALS		Andy Levin (DEM)			Charles J. Langworthy (REP)			Gabi Grossbard (REP)		
		AV	Elec Day	TOTAL	AV	Elec Day	TOTAL	AV	Elec Day	TOTAL
CLINTON TOWNSHIP										
01	584	227	48	275	77	47	124	49	34	83
02	245	83	23	106	41	15	56	24	23	47
03	491	215	58	273	58	35	93	32	31	63
04	174	63	19	82	23	17	40	15	12	27
05	370	206	127	333	6	7	13	3	3	6
06	586	258	94	352	37	50	87	47	27	74
07	262	98	29	127	45	26	71	12	15	27
08	469	138	70	208	50	54	104	32	40	72
09	326	100	57	157	41	50	91	12	20	32
10	566	166	28	194	85	54	139	72	66	138
11	455	177	68	245	34	41	75	42	32	74
12	253	103	29	132	25	31	56	9	18	27
13	534	183	74	257	39	77	116	39	40	79
14	233	70	32	102	36	23	59	19	27	46
15	449	133	62	195	43	67	110	30	40	70
16	646	257	58	315	79	47	126	67	41	108
17	471	160	53	213	70	64	134	23	31	54

18	506	146	33	179	56	56	112	52	47	99
19	685	195	33	228	142	76	218	63	36	99
20	93	36	23	59	4	7	11	6	9	15
21	349	145	55	200	35	14	49	24	22	46
22	535	271	75	346	40	22	62	32	22	54
23	791	290	58	348	109	72	181	79	40	119
24	477	158	46	204	56	47	103	51	33	84
25	557	236	54	290	58	60	118	37	24	61
26	666	209	68	277	76	60	136	79	56	135
27	608	201	23	224	110	60	170	72	31	103
28	423	207	74	281	34	15	49	27	18	45
29	775	291	36	327	108	69	177	86	51	137
30	535	216	64	280	58	33	91	38	37	75
31	629	235	86	321	94	58	152	33	34	67
32	451	163	41	204	53	32	85	59	29	88
33	864	377	62	439	114	63	177	74	45	119
34	519	250	78	328	31	34	65	28	31	59
35	1,114	410	80	490	204	85	289	113	52	165
36	646	223	96	319	81	39	120	66	26	92
37	874	346	51	397	134	70	204	81	29	110
38	559	187	44	231	68	50	118	62	35	97
39	601	218	33	251	97	55	152	61	24	85
40	832	311	66	377	86	65	151	95	49	144
41	630	208	49	257	90	62	152	58	43	101
42	608	258	83	341	71	27	98	54	25	79
43	335	99	23	122	52	43	95	32	24	56
44	1,099	364	69	433	170	73	243	147	76	223
45	690	228	52	280	128	57	185	54	40	94
46	1,150	445	96	541	189	36	225	146	55	201
<hr/>										
	25,715	9,560	2,580	12,140	3,337	2,145	5,482	2,336	1,543	3,879

	POLL BOOK TOTALS			Andy Levin (DEM)			Charles J. Langworthy (REP)			Gabi Grossbard (REP)		
	AV	Elec Day	TOTAL	AV	Elec Day	TOTAL	AV	Elec Day	TOTAL	AV	Elec Day	TOTAL
EASTPOINTE												
01	416	197	93	290	34	18	52	13	14	27		
02	610	331	117	448	32	27	59	30	28	58		
03	538	213	112	325	61	49	110	20	23	43		
04	512	215	119	334	40	27	67	35	22	57		
05	500	212	113	325	34	57	91	20	24	44		
06	519	231	121	352	21	23	44	42	12	54		
07	511	260	148	408	26	10	36	13	5	18		

08	675	386	184	570	16	10	26	15	4	19
09	463	275	106	381	25	9	34	6	5	11
10	331	121	83	204	27	19	46	26	17	43
11	480	235	115	350	35	29	64	20	12	32
12	811	377	184	561	70	40	110	43	27	70
13	291	144	73	217	25	15	40	7	7	14
14	577	323	115	438	33	16	49	27	8	35
<hr/>										
	7,234	3,520	1,683	5,203	479	349	828	317	208	525

POLL BOOK TOTALS	Andy Levin (DEM)			Charles J. Langworthy (REP)			Gabi Grossbard (REP)		
	AV	Elec Day	TOTAL	AV	Elec Day	TOTAL	AV	Elec Day	TOTAL

FRASER

01	421	128	65	193	51	69	120	24	23	47
02	645	201	64	265	86	77	163	67	46	113
03	744	315	74	389	93	68	161	47	37	84
04	573	203	78	281	57	64	121	35	45	80
05	176	76	20	96	23	23	46	8	13	21
06	787	278	73	351	88	76	164	73	62	135
07	409	161	53	214	64	40	104	20	17	37
<hr/>										
	3,755	1,362	427	1,789	462	417	879	274	243	517

POLL BOOK TOTALS	Andy Levin (DEM)			Charles J. Langworthy (REP)			Gabi Grossbard (REP)		
	AV	Elec Day	TOTAL	AV	Elec Day	TOTAL	AV	Elec Day	TOTAL

GROSSE POINTE SHORES

03	30	N/A	8	8	N/A	7	7	N/A	8	8
<hr/>										
	30	N/A	8	8	N/A	7	7	N/A	8	8

POLL BOOK TOTALS	Andy Levin (DEM)			Charles J. Langworthy (REP)			Gabi Grossbard (REP)		
	AV	Elec Day	TOTAL	AV	Elec Day	TOTAL	AV	Elec Day	TOTAL

MOUNT CLEMENS

01	386	184	116	300	10	19	29	8	12	20
02	639	221	138	359	33	67	100	22	55	77
03	781	286	167	453	60	95	155	37	48	85
04	379	156	71	227	18	39	57	20	20	40
06	800	355	177	532	37	65	102	29	37	66
09	720	248	87	335	57	70	127	49	73	122
<hr/>										
	3,705	1,450	756	2,206	215	355	570	165	245	410

POLL BOOK TOTALS	Andy Levin (DEM)			Charles J. Langworthy (REP)			Gabi Grossbard (REP)		
	AV	Elec Day	TOTAL	AV	Elec Day	TOTAL	AV	Elec Day	TOTAL

ROSEVILLE

01	553	187	103	290	68	77	145	29	26	55
02	832	345	125	470	64	69	133	62	55	117

03	558	254	117	371	35	43	78	15	30	45
04	336	144	55	199	32	34	66	17	16	33
05	500	213	71	284	52	59	111	31	24	55
06	722	248	98	346	83	90	173	44	51	95
07	740	304	114	418	68	92	160	38	43	81
08	731	318	87	405	63	66	129	50	51	101
09	828	301	102	403	91	106	197	51	49	100
10	403	153	56	209	36	48	84	17	44	61
11	558	216	83	299	48	57	105	43	33	76
12	506	201	74	275	55	47	102	32	23	55
13	296	114	48	162	27	35	62	11	19	30
14	456	160	68	228	36	48	84	36	39	75
15	687	330	108	438	65	43	108	33	18	51
	8,706	3,488	1,309	4,797	823	914	1,737	509	521	1,030

POLL BOOK TOTALS		Andy Levin (DEM)			Charles J. Langworthy (REP)			Gabi Grossbard (REP)		
		AV	Elec Day	TOTAL	AV	Elec Day	TOTAL	AV	Elec Day	TOTAL
ST. CLAIR SHORES										
01	1,149	425	111	536	163	81	244	127	73	200
02	981	394	96	490	148	77	225	81	42	123
03	878	370	117	487	84	87	171	46	72	118
04	900	339	110	449	119	94	213	71	47	118
05	816	330	152	482	59	86	145	50	70	120
06	776	366	138	504	73	52	125	32	25	57
07	489	197	65	262	52	36	88	34	36	70
08	743	278	88	366	102	78	180	49	34	83
09	487	171	61	232	58	47	105	38	43	81
10	832	329	88	417	110	94	204	55	43	98
11	366	151	27	178	51	33	84	35	29	64
12	992	366	86	452	153	109	262	66	66	132
13	1,158	369	79	448	174	103	277	128	103	231
14	321	123	39	162	29	41	70	24	24	48
15	896	347	91	438	104	83	187	65	64	129
16	817	288	84	372	118	95	213	63	54	117
17	983	342	84	426	142	97	239	103	94	197
18	718	248	61	309	113	95	208	47	38	85
19	615	203	78	281	89	48	137	56	58	114
20	427	173	42	215	66	39	105	29	18	47
21	660	231	81	312	78	74	152	79	49	128
22	554	167	68	235	54	99	153	44	51	95
23	677	250	81	331	70	70	140	53	62	115

	17,235	6,457	1,927	8,384	2,209	1,718	3,927	1,375	1,195	2,570
	POLL BOOK TOTALS	Andy Levin (DEM)			Charles J. Langworthy (REP)			Gabi Grossbard (REP)		
		AV	Elec Day	TOTAL	AV	Elec Day	TOTAL	AV	Elec Day	TOTAL
STERLING HEIGHTS										
01	456	179	73	252	67	55	122	28	18	46
02	720	298	103	401	65	67	132	66	49	115
03	842	363	91	454	110	71	181	39	44	83
04	1,002	434	116	550	111	77	188	70	65	135
05	914	368	107	475	114	77	191	65	45	110
06	518	185	34	219	64	58	122	45	43	88
07	712	285	72	357	108	78	186	45	49	94
08	589	230	62	292	73	48	121	45	61	106
09	331	118	39	157	45	47	92	22	21	43
10	763	282	74	356	102	65	167	58	62	120
11	440	163	63	226	61	42	103	32	24	56
12	850	328	82	410	110	76	186	61	68	129
13	477	194	65	259	74	46	120	29	24	53
14	413	178	59	237	43	24	67	30	34	64
15	429	152	27	179	82	52	134	36	32	68
16	441	173	54	227	47	41	88	35	33	68
17	471	190	47	237	71	44	115	27	42	69
18	778	329	72	401	99	82	181	66	37	103
19	785	310	92	402	105	78	183	44	51	95
20	711	295	48	343	100	63	163	49	64	113
21	411	155	39	194	54	38	92	27	46	73
22	494	165	52	217	48	55	103	49	45	94
23	513	192	47	239	71	63	134	27	43	70
24	499	188	32	220	53	76	129	37	48	85
25	870	342	74	416	139	95	234	58	74	132
26	822	296	38	334	120	76	196	106	73	179
27	700	262	53	315	91	101	192	43	56	99
28	703	262	59	321	87	83	170	60	52	112
31	362	136	52	188	45	51	96	13	19	32
32	185	71	23	94	13	23	36	14	25	39
33	584	223	42	265	96	66	162	43	38	81
	18,785	7,346	1,891	9,237	2,468	1,918	4,386	1,369	1,385	2,754
	POLL BOOK TOTALS	Andy Levin (DEM)			Charles J. Langworthy (REP)			Gabi Grossbard (REP)		
		AV	Elec Day	TOTAL	AV	Elec Day	TOTAL	AV	Elec Day	TOTAL
WARREN										
01	541	267	97	364	44	31	75	21	23	44

03	536	267	111	378	37	32	69	20	15	35
04	433	166	99	265	29	39	68	25	32	57
05	445	221	80	301	27	30	57	17	24	41
06	540	228	91	319	32	63	95	32	23	55
07	275	117	68	185	22	20	42	7	7	14
08	294	107	69	176	15	16	31	16	18	34
09	339	142	69	211	29	17	46	14	24	38
10	262	110	80	190	9	20	29	14	13	27
11	9	4	2	6	0	0	0	0	2	2
12	223	91	50	141	16	20	36	9	8	17
13	153	55	25	80	15	28	43	5	14	19
14	559	224	126	350	41	38	79	36	35	71
15	556	243	98	341	42	57	99	26	21	47
17	441	168	75	243	45	37	82	23	30	53
18	138	65	24	89	5	18	23	5	6	11
19	493	172	111	283	29	40	69	28	42	70
20	651	326	60	386	78	59	137	22	27	49
22	693	255	93	348	77	65	142	45	59	104
23	613	290	72	362	58	60	118	34	31	65
24	251	119	24	143	17	29	46	11	19	30
25	399	147	48	195	41	59	100	17	23	40
26	254	115	61	176	23	9	32	8	13	21
27	1,072	420	107	527	159	98	257	87	50	137
28	887	414	111	525	80	65	145	67	50	117
31	881	406	98	504	100	57	157	64	30	94
32	715	309	60	369	85	54	139	54	38	92
33	816	295	111	406	98	97	195	63	52	115
34	354	141	88	229	25	22	47	14	21	35
35	742	344	79	423	114	45	159	46	32	78
36	1,108	459	129	588	120	55	175	99	80	179
38	875	401	158	559	78	78	156	36	36	72
41	850	355	130	485	56	80	136	54	63	117
43	660	292	80	372	76	68	144	33	31	64
44	552	265	74	339	50	27	77	42	21	63
45	582	251	88	339	76	36	112	47	25	72
46	506	221	70	291	41	33	74	39	34	73
47	807	320	83	403	105	80	185	56	32	88
48	416	213	59	272	27	14	41	34	17	51
49	797	332	68	400	127	68	195	58	38	96
50	668	240	106	346	79	41	120	60	57	117
51	888	352	88	440	145	76	221	58	36	94

52	501	175	48	223	69	58	127	47	31	78
53	455	151	75	226	46	43	89	29	38	67
54	690	244	74	318	91	54	145	67	57	124
55	639	229	100	329	45	85	130	39	55	94
56	343	125	40	165	36	27	63	34	24	58
57	574	209	78	287	63	69	132	31	58	89
58	913	349	88	437	87	60	147	81	110	191
<hr/>										
	27,389	11,411	3,923	15,334	2,809	2,277	5,086	1,774	1,625	3,399
<hr/>										
TOTALS	114,266	45,279	14,837	60,116	12,915	10,288	23,203	8,195	7,102	15,297

☐ Yellow in the TOTALS column means precinct hasn't reported
 N/A indicates AV (Absentee) results are included in Elec Day results



Election Results

Representative in Congress - 10th District

One 2-year term

Official results, updated August 14, 12:39 PM

[Race List](#) | [Race Summary](#) | [Race Details](#) | [Race Details \(Printer Friendly\)](#)

Democratic Party				
146 of 146 (100.0%) precincts reporting*				
Kimberly Bizon	DEM	15,095	51.8%	<div></div>
Kelly L. Noland	DEM	14,024	48.2%	<div></div>

Republican Party				
146 of 146 (100.0%) precincts reporting*				
Lisa McClain	REP	26,456	47.3%	<div></div>
Doug Stocum	REP	15,006	26.9%	<div></div>
Shane Hernandez	REP	14,419	25.8%	<div></div>

*Please Note: A precinct will not display in the percent of precincts reporting until both election day and AV (absentee) results are recorded for that precinct.



Election Results

Representative in Congress - 10th District One 2-year term

Official results, updated August 14, 12:39 PM

[Race List](#) | [Race Summary](#) | [Race Details](#) | [Race Details \(Printer Friendly\)](#)

POLL BOOK TOTALS		Kelly L. Noland (DEM)			Kimberly Bizon (DEM)			Doug Stocum (REP)			Lisa McClain (REP)			Shane Hernandez (REP)		
		AV	Elec Day	TOTAL	AV	Elec Day	TOTAL	AV	Elec Day	TOTAL	AV	Elec Day	TOTAL	AV	Elec Day	TOTAL
ARMADA TOWNSHIP																
01	1,092	74	23	97	57	12	69	114	129	243	135	131	266	123	95	218
02	775	31	7	38	43	10	53	69	107	176	71	102	173	52	125	177
	1,867	105	30	135	100	22	122	183	236	419	206	233	439	175	220	395
BRUCE TOWNSHIP																
01	581	51	20	71	52	21	73	38	57	95	66	79	145	50	65	115
02	1,080	65	18	83	75	25	100	92	107	199	145	225	370	98	111	209
03	687	43	12	55	47	22	69	52	75	127	92	120	212	82	49	131
04	824	33	12	45	58	15	73	77	108	185	99	156	255	52	106	158
	3,172	192	62	254	232	83	315	259	347	606	402	580	982	282	331	613
CHESTERFIELD TOWNSHIP																
01	786	129	20	149	98	16	114	70	53	123	117	76	193	76	33	109
02	726	91	32	123	94	29	123	73	49	122	74	95	169	56	34	90
03	587	65	14	79	76	13	89	65	48	113	75	91	166	30	29	59
04	495	74	16	90	82	15	97	37	21	58	73	61	134	32	18	50
05	684	108	26	134	104	26	130	58	40	98	83	94	177	40	30	70
06	591	67	20	87	85	19	104	43	42	85	89	86	175	40	44	84
07	477	60	19	79	66	19	85	31	32	63	70	53	123	22	45	67
08	558	65	17	82	69	11	80	51	43	94	73	67	140	50	30	80
09	633	99	13	112	108	18	126	54	32	86	107	57	164	54	35	89
10	968	99	11	110	106	16	122	92	67	159	211	110	321	95	47	142
11	492	80	11	91	69	16	85	35	35	70	77	59	136	16	38	54

12	564	78	29	107	94	35	129	30	30	60	52	75	127	30	34	64
13	790	117	40	157	115	21	136	42	48	90	144	106	250	48	37	85
14	426	49	15	64	74	22	96	29	24	53	55	63	118	29	28	57
15	891	138	30	168	117	31	148	82	62	144	141	107	248	73	33	106
16	669	74	22	96	92	23	115	67	41	108	105	83	188	53	32	85
17	295	69	39	108	36	22	58	10	14	24	25	29	54	10	8	18
18	468	69	21	90	62	23	85	30	28	58	52	56	108	28	27	55
19	462	84	17	101	61	23	84	38	32	70	36	68	104	8	35	43
	11,562	1,615	412	2,027	1,608	398	2,006	937	741	1,678	1,659	1,436	3,095	790	617	1,407

POLL BOOK TOTALS	Kelly L. Noland (DEM)			Kimberly Bizon (DEM)			Doug Stocum (REP)			Lisa McClain (REP)			Shane Hernandez (REP)		
	AV	Elec Day	TOTAL	AV	Elec Day	TOTAL	AV	Elec Day	TOTAL	AV	Elec Day	TOTAL	AV	Elec Day	TOTAL

HARRISON TOWNSHIP

01	704	92	42	134	90	44	134	63	35	98	93	64	157	37	31	68
02	860	129	47	176	132	34	166	65	44	109	87	62	149	60	53	113
03	820	81	32	113	81	30	111	74	50	124	123	90	213	54	66	120
04	862	124	35	159	87	36	123	83	68	151	110	71	181	57	49	106
05	972	58	9	67	70	21	91	144	96	240	152	98	250	103	61	164
06	907	94	45	139	104	37	141	106	70	176	133	68	201	58	42	100
07	923	76	29	105	97	24	121	91	62	153	143	89	232	79	70	149
08	530	86	37	123	80	32	112	29	29	58	49	45	94	19	35	54
09	835	59	7	66	83	21	104	124	58	182	141	99	240	52	50	102
10	762	80	24	104	67	20	87	87	76	163	93	92	185	46	32	78
	8,175	879	307	1,186	891	299	1,190	866	588	1,454	1,124	778	1,902	565	489	1,054

POLL BOOK TOTALS	Kelly L. Noland (DEM)			Kimberly Bizon (DEM)			Doug Stocum (REP)			Lisa McClain (REP)			Shane Hernandez (REP)		
	AV	Elec Day	TOTAL	AV	Elec Day	TOTAL	AV	Elec Day	TOTAL	AV	Elec Day	TOTAL	AV	Elec Day	TOTAL

LENOX TOWNSHIP

01	503	56	12	68	38	13	51	40	57	97	60	74	134	55	36	91
02	634	101	32	133	65	19	84	47	55	102	74	94	168	33	30	63
03	574	101	28	129	128	36	164	27	39	66	31	73	104	15	30	45
04	246	37	35	72	34	21	55	4	20	24	9	30	39	16	21	37
	1,957	295	107	402	265	89	354	118	171	289	174	271	445	119	117	236

POLL BOOK TOTALS	Kelly L. Noland (DEM)			Kimberly Bizon (DEM)			Doug Stocum (REP)			Lisa McClain (REP)			Shane Hernandez (REP)		
	AV	Elec Day	TOTAL	AV	Elec Day	TOTAL	AV	Elec Day	TOTAL	AV	Elec Day	TOTAL	AV	Elec Day	TOTAL

MACOMBE TOWNSHIP

01	541	58	11	69	72	13	85	31	35	66	93	84	177	51	27	78
02	674	92	31	123	73	26	99	49	55	104	86	73	159	41	46	87
03	599	45	20	65	90	23	113	50	53	103	67	93	160	38	43	81
04	649	86	30	116	95	21	116	48	43	91	80	73	153	39	58	97
05	777	106	31	137	117	28	145	56	42	98	119	101	220	58	38	96
06	589	87	19	106	89	16	105	37	30	67	98	44	142	53	28	81

07	592	49	19	68	103	26	129	41	50	91	82	56	138	52	40	92
08	654	99	19	118	91	25	116	48	22	70	119	66	185	48	35	83
09	466	41	8	49	46	10	56	27	24	51	110	70	180	44	30	74
10	477	88	37	125	75	28	103	16	21	37	49	45	94	30	20	50
11	761	67	44	111	104	30	134	62	71	133	106	99	205	62	35	97
12	740	119	32	151	119	22	141	76	35	111	88	71	159	61	41	102
13	669	65	20	85	95	34	129	44	45	89	100	114	214	31	54	85
14	777	73	19	92	102	25	127	85	65	150	128	88	216	45	54	99
15	850	87	10	97	113	20	133	76	41	117	169	80	249	112	44	156
16	899	100	23	123	130	27	157	78	66	144	140	123	263	62	38	100
17	780	85	19	104	148	28	176	67	36	103	116	99	215	50	42	92
18	473	89	28	117	83	21	104	27	26	53	53	44	97	24	19	43
19	286	46	17	63	68	21	89	13	15	28	31	20	51	11	13	24
20	683	82	24	106	96	27	123	67	50	117	87	87	174	50	36	86
21	851	86	11	97	150	17	167	83	35	118	177	73	250	78	35	113
22	798	107	15	122	101	11	112	59	41	100	160	76	236	84	34	118
23	773	96	9	105	96	11	107	76	27	103	190	59	249	93	26	119
24	936	144	19	163	124	13	137	96	22	118	215	50	265	102	28	130
25	491	36	20	56	81	15	96	46	31	77	79	54	133	27	35	62
26	450	48	17	65	48	19	67	45	28	73	73	60	133	35	23	58
27	796	88	20	108	111	25	136	52	38	90	120	124	244	68	64	132
28	532	63	30	93	59	17	76	42	39	81	73	93	166	32	31	63
29	572	76	30	106	96	45	141	42	31	73	72	53	125	35	25	60
30	664	70	31	101	90	27	117	53	44	97	116	95	211	44	43	87
31	502	45	9	54	74	14	88	39	39	78	81	66	147	31	38	69
32	634	65	14	79	80	17	97	49	37	86	113	111	224	31	45	76
33	464	56	8	64	83	14	97	29	18	47	79	54	133	37	15	52
34	560	77	21	98	73	12	85	61	47	108	55	72	127	31	41	72
35	616	71	31	102	126	33	159	47	44	91	61	70	131	39	33	72
36	487	73	20	93	60	12	72	34	35	69	75	58	133	33	21	54
37	607	64	11	75	59	18	77	57	53	110	99	75	174	45	44	89
	23,669	2,829	777	3,606	3,420	791	4,211	1,908	1,434	3,342	3,759	2,773	6,532	1,807	1,322	3,129

POLL BOOK
TOTALS

Kelly L. Noland
(DEM)
AV Elec Day TOTAL

Kimberly Bizon
(DEM)
AV Elec Day TOTAL

Doug Stocum
(REP)
AV Elec Day TOTAL

Lisa McClain
(REP)
AV Elec Day TOTAL

Shane Hernandez
(REP)
AV Elec Day TOTAL

MEMPHIS

01

186	N/A	28	28	N/A	22	22	N/A	20	20	N/A	62	62	N/A	34	34
186	N/A	28	28	N/A	22	22	N/A	20	20	N/A	62	62	N/A	34	34

POLL BOOK
TOTALS

Kelly L. Noland
(DEM)
AV Elec Day TOTAL

Kimberly Bizon
(DEM)
AV Elec Day TOTAL

Doug Stocum
(REP)
AV Elec Day TOTAL

Lisa McClain
(REP)
AV Elec Day TOTAL

Shane Hernandez
(REP)
AV Elec Day TOTAL

NEW BALTIMORE

01	479	51	23	74	79	24	103	30	49	79	38	74	112	31	35	66
02	374	40	14	54	55	7	62	40	34	74	34	46	80	31	36	67
03	853	91	39	130	107	35	142	57	67	124	110	125	235	49	93	142
04	702	103	19	122	123	33	156	41	50	91	88	83	171	40	57	97
05	626	92	27	119	77	25	102	51	70	121	50	78	128	39	43	82
3,034		377	122	499	441	124	565	219	270	489	320	406	726	190	264	454

POLL BOOK TOTALS	Kelly L. Noland (DEM)			Kimberly Bizon (DEM)			Doug Slocum (REP)			Lisa McClain (REP)			Shane Hernandez (REP)		
	AV	Elec Day	TOTAL	AV	Elec Day	TOTAL	AV	Elec Day	TOTAL	AV	Elec Day	TOTAL	AV	Elec Day	TOTAL

RAY TOWNSHIP

01	614	41	13	54	25	13	38	68	80	148	91	85	176	62	47	109
02	835	47	18	65	50	23	73	92	113	205	105	106	211	72	81	153
1,449		88	31	119	75	36	111	160	193	353	196	191	387	134	128	262

POLL BOOK TOTALS	Kelly L. Noland (DEM)			Kimberly Bizon (DEM)			Doug Slocum (REP)			Lisa McClain (REP)			Shane Hernandez (REP)		
	AV	Elec Day	TOTAL	AV	Elec Day	TOTAL	AV	Elec Day	TOTAL	AV	Elec Day	TOTAL	AV	Elec Day	TOTAL

RICHMOND CITY

01	837	103	26	129	95	35	130	50	84	134	115	115	230	52	78	130
02	641	81	24	105	66	28	94	43	62	105	84	97	181	42	55	97
1,478		184	50	234	161	63	224	93	146	239	199	212	411	94	133	227

POLL BOOK TOTALS	Kelly L. Noland (DEM)			Kimberly Bizon (DEM)			Doug Slocum (REP)			Lisa McClain (REP)			Shane Hernandez (REP)		
	AV	Elec Day	TOTAL	AV	Elec Day	TOTAL	AV	Elec Day	TOTAL	AV	Elec Day	TOTAL	AV	Elec Day	TOTAL

RICHMOND TOWNSHIP

01	474	N/A	44	44	N/A	39	39	N/A	86	86	N/A	148	148	N/A	112	112
02	473	N/A	49	49	N/A	50	50	N/A	93	93	N/A	126	126	N/A	110	110
947		N/A	93	93	N/A	89	89	N/A	179	179	N/A	274	274	N/A	222	222

POLL BOOK TOTALS	Kelly L. Noland (DEM)			Kimberly Bizon (DEM)			Doug Slocum (REP)			Lisa McClain (REP)			Shane Hernandez (REP)		
	AV	Elec Day	TOTAL	AV	Elec Day	TOTAL	AV	Elec Day	TOTAL	AV	Elec Day	TOTAL	AV	Elec Day	TOTAL

SHELEY TOWNSHIP

01	1,026	64	25	89	97	11	108	101	70	171	195	146	341	113	48	161
02	813	50	13	63	84	25	109	93	71	164	134	115	249	65	59	124
03	365	30	20	50	38	7	45	27	39	66	55	64	119	27	26	53
04	684	62	13	75	60	23	83	44	50	94	149	71	220	78	33	111
05	513	92	16	108	42	7	49	41	14	55	74	43	117	54	20	74
06	440	68	18	86	59	18	77	28	29	57	47	50	97	18	27	45
07	828	77	21	98	66	22	88	72	66	138	142	110	252	86	52	138
08	418	25	10	35	39	9	48	41	29	70	63	78	141	34	24	58
09	382	60	21	81	41	23	64	21	29	50	48	57	105	23	19	42
10	533	53	14	67	59	12	71	53	37	90	83	72	155	53	37	90
11	653	91	25	116	69	14	83	40	61	101	88	80	168	52	31	83
12	560	24	11	35	48	16	64	67	46	113	86	77	163	69	49	118

13	413	23	21	44	39	11	50	30	32	62	63	61	124	43	30	73
14	812	68	24	92	79	29	108	66	56	122	149	115	264	69	58	127
15	875	79	32	111	87	24	111	114	77	191	113	112	225	65	61	126
16	1,132	85	12	97	126	28	154	106	53	159	210	99	309	182	49	231
17	876	76	32	108	87	25	112	69	44	113	114	133	247	96	57	153
18	658	77	15	92	93	17	110	59	33	92	95	51	146	63	43	106
19	593	54	23	77	61	23	84	50	25	75	97	65	162	64	48	112
20	491	58	8	66	57	16	73	40	14	54	77	55	132	46	23	69
21	307	48	34	82	53	24	77	17	8	25	20	30	50	14	17	31
22	1,161	81	14	95	149	17	166	117	54	171	232	127	359	130	73	203
23	955	69	13	82	66	19	85	86	55	141	186	126	312	133	82	215
24	1,273	54	22	76	122	31	153	159	80	239	211	159	370	147	81	228
25	875	80	16	96	95	18	113	95	40	135	141	103	244	97	44	141
26	792	108	15	123	110	18	128	67	38	105	129	62	191	72	29	101
27	807	141	36	177	87	20	107	61	43	104	110	90	200	66	29	95
28	944	121	13	134	161	8	169	85	27	112	173	76	249	94	35	129
29	478	36	19	55	65	9	74	34	33	67	68	62	130	46	42	88
30	618	35	12	47	75	18	93	43	40	83	107	73	180	76	38	114
<hr/>																
	21,275	1,989	568	2,557	2,314	542	2,856	1,926	1,293	3,219	3,459	2,562	6,021	2,175	1,264	3,439

POLL BOOK
TOTALS

Kelly L. Noland
(DEM)
AV Elec Day TOTAL

Kimberly Bizon
(DEM)
AV Elec Day TOTAL

Doug Stocum
(REP)
AV Elec Day TOTAL

Lisa McClain
(REP)
AV Elec Day TOTAL

Shane Hernandez
(REP)
AV Elec Day TOTAL

STERLING HEIGHTS

29	612	90	18	108	113	21	134	47	34	81	60	78	138	30	35	65
30	362	69	22	91	57	18	75	23	16	39	41	25	66	26	18	44
34	730	97	22	119	134	28	162	47	47	94	97	78	175	55	60	115
35	350	78	15	93	53	20	73	13	14	27	31	49	80	7	27	34
36	803	139	23	162	167	18	185	51	29	80	109	77	186	58	48	106
37	682	131	39	170	120	25	145	41	26	67	84	67	151	38	42	80
38	881	164	39	203	170	33	203	70	27	97	101	69	170	69	31	100
39	603	109	23	132	93	21	114	34	29	63	61	101	162	24	29	53
40	295	31	14	45	53	16	69	16	12	28	35	45	80	15	16	31
41	448	82	33	115	62	21	83	31	39	70	35	58	93	24	24	48
42	614	81	19	100	112	26	138	62	29	91	79	69	148	41	44	85
43	1,122	210	49	259	181	24	205	101	39	140	150	87	237	92	50	142
44	608	101	14	115	110	18	128	56	25	81	78	52	130	53	23	76
45	781	126	34	160	148	30	178	46	27	73	127	55	182	61	26	87
<hr/>																
	8,891	1,508	364	1,872	1,573	319	1,892	638	393	1,031	1,088	910	1,998	593	473	1,066

POLL BOOK
TOTALS

Kelly L. Noland
(DEM)
AV Elec Day TOTAL

Kimberly Bizon
(DEM)
AV Elec Day TOTAL

Doug Stocum
(REP)
AV Elec Day TOTAL

Lisa McClain
(REP)
AV Elec Day TOTAL

Shane Hernandez
(REP)
AV Elec Day TOTAL

UTICA

01	206	20	9	29	36	22	58	6	13	19	23	36	59	10	8	18
02	434	54	26	80	51	14	65	26	49	75	44	62	106	22	41	63
03	456	77	17	94	84	18	102	15	14	29	57	51	108	23	33	56
	1,096	151	52	203	171	54	225	47	76	123	124	149	273	55	82	137

POLL BOOK TOTALS	Kelly L. Notland (DEM)			Kimberly Bizon (DEM)			Doug Stocum (REP)			Lisa McClain (REP)			Shane Hernandez (REP)		
	AV	Elec Day	TOTAL	AV	Elec Day	TOTAL	AV	Elec Day	TOTAL	AV	Elec Day	TOTAL	AV	Elec Day	TOTAL

WASHINGTON TOWNSHIP

01	557	39	21	60	45	22	67	52	48	100	51	66	117	48	75	123
02	1,154	95	19	114	114	23	137	118	60	178	235	144	379	116	69	185
03	1,069	58	19	77	58	20	78	88	91	179	168	183	351	85	104	189
04	754	66	23	89	68	27	95	30	62	92	94	123	217	55	55	110
05	1,076	59	15	74	67	15	82	78	101	179	188	183	371	132	104	236
06	1,145	64	10	74	98	9	107	144	74	218	205	104	309	182	60	242
07	1,031	70	11	81	90	15	105	84	91	175	161	157	318	105	90	195
08	879	60	15	75	80	23	103	85	60	145	126	106	232	99	75	174
09	514	42	6	48	29	10	39	36	64	100	62	81	143	24	57	81
10	661	43	23	66	47	12	59	46	52	98	116	128	244	54	45	99
11	649	43	8	51	37	4	41	59	42	101	119	109	228	75	35	110
	9,489	639	170	809	733	180	913	820	745	1,565	1,525	1,384	2,909	975	769	1,744

TOTALS

98,247	10,851	3,173	14,024	11,984	3,111	15,095	8,174	6,832	15,006	14,235	12,221	26,456	7,954	6,465	14,419
--------	--------	-------	--------	--------	-------	--------	-------	-------	--------	--------	--------	--------	-------	-------	--------

☐ Yellow in the TOTALS column means precinct hasn't reported
 N/A indicates AV (Absentee) results are included in Elec Day results



Election Results

Representative in State Legislature - 18th District One 2-year term

Official results, updated August 14, 12:39 PM

[Race List](#) | [Race Summary](#) | [Race Details](#) | [Race Details \(Printer Friendly\)](#)

Democratic Party				
38 of 38 (100.0%) precincts reporting*				
Kevin Hertel	DEM	9,715	72.6%	<div></div>
Christopher Jeffery	DEM	2,007	15.0%	<div></div>
Patrick Biange	DEM	1,655	12.4%	<div></div>

Republican Party				
38 of 38 (100.0%) precincts reporting*				
Michael Babat	REP	2,775	37.1%	<div></div>
Christine Timmon	REP	2,771	37.1%	<div></div>
Brian K. Hakola	REP	1,933	25.8%	<div></div>

*Please Note: A precinct will not display in the percent of precincts reporting until both election day and AV (absentee) results are recorded for that precinct.



Election Results

Representative in State Legislature - 18th District One 2-year term

Official results, updated August 14, 12:39 PM

[Race List](#) | [Race Summary](#) | [Race Details](#) | [Race Details \(Printer Friendly\)](#)

POLL BOOK TOTALS		Christopher Jeffery (DEM)			Kevin Hertel (DEM)			Patrick Biange (DEM)			Brian K. Hakola (REP)			Christine Timmon (REP)			Michael Babat (REP)		
		AV	Elec Day	TOTAL	AV	Elec Day	TOTAL	AV	Elec Day	TOTAL	AV	Elec Day	TOTAL	AV	Elec Day	TOTAL	AV	Elec Day	TOTAL
EASTPOINTE																			
01	416	30	22	52	129	54	183	34	14	48	7	6	13	15	10	25	24	13	37
02	610	59	33	92	232	66	298	32	16	48	18	12	30	26	25	51	15	15	30
03	538	34	23	57	141	70	211	36	15	51	20	11	31	28	28	56	34	32	66
04	512	25	20	45	144	69	213	37	27	64	19	13	32	27	23	50	19	14	33
05	500	39	42	81	146	62	208	22	6	28	16	24	40	18	34	52	18	19	37
06	519	54	41	95	137	57	194	37	21	58	16	4	20	25	18	43	22	12	34
07	511	43	39	82	184	83	267	33	20	53	7	1	8	15	5	20	14	6	20
08	675	77	62	139	265	93	358	34	20	54	6	6	12	10	3	13	11	2	13
09	463	43	40	83	192	43	235	30	21	51	8	2	10	16	9	25	7	4	11
10	331	23	24	47	71	49	120	28	12	40	13	7	20	20	14	34	17	12	29
11	480	51	46	97	157	56	213	22	11	33	21	13	34	17	17	34	15	13	28
12	811	54	63	117	252	75	327	64	38	102	19	14	33	41	24	65	47	27	74
13	291	16	14	30	112	43	155	16	12	28	7	5	12	14	6	20	14	11	25
14	577	50	47	97	247	56	303	23	12	35	15	8	23	14	5	19	24	10	34
7,234		598	516	1,114	2,409	876	3,285	448	245	693	192	126	318	286	221	507	281	190	471
POLL BOOK TOTALS		Christopher Jeffery (DEM)			Kevin Hertel (DEM)			Patrick Biange (DEM)			Brian K. Hakola (REP)			Christine Timmon (REP)			Michael Babat (REP)		
		AV	Elec Day	TOTAL	AV	Elec Day	TOTAL	AV	Elec Day	TOTAL	AV	Elec Day	TOTAL	AV	Elec Day	TOTAL	AV	Elec Day	TOTAL
GROSSE POINTE SHORES																			
03	30	N/A	0	0	N/A	7	7	N/A	1	1	N/A	5	5	N/A	5	5	N/A	5	5
30		N/A	0	0	N/A	7	7	N/A	1	1	N/A	5	5	N/A	5	5	N/A	5	5
POLL BOOK TOTALS		Christopher Jeffery (DEM)			Kevin Hertel (DEM)			Patrick Biange (DEM)			Brian K. Hakola (REP)			Christine Timmon (REP)			Michael Babat (REP)		
		AV	Elec Day	TOTAL	AV	Elec Day	TOTAL	AV	Elec Day	TOTAL	AV	Elec Day	TOTAL	AV	Elec Day	TOTAL	AV	Elec Day	TOTAL
ST. CLAIR SHORES																			
01	1,149	27	14	41	342	72	414	50	21	71	64	39	103	92	48	140	115	62	177
02	981	46	15	61	311	65	376	31	10	41	75	38	113	77	51	128	68	27	95

03	878	32	22	54	295	83	378	29	13	42	29	35	64	53	53	106	41	57	98	
04	900	26	18	44	271	66	337	45	20	65	34	29	63	60	45	105	94	59	153	
05	816	24	32	56	279	97	376	28	18	46	27	47	74	37	45	82	33	53	86	
06	776	44	40	84	280	68	348	37	25	62	17	9	26	41	31	72	46	29	75	
07	489	10	7	17	157	48	205	34	15	49	22	19	41	30	26	56	32	22	54	
08	743	18	14	32	231	65	296	23	10	33	57	34	91	43	42	85	38	28	66	
09	487	23	12	35	130	37	167	13	12	25	19	24	43	39	33	72	38	29	67	
10	832	17	6	23	276	66	342	35	15	50	41	40	81	59	39	98	60	50	110	
11	366	11	7	18	133	16	149	10	2	12	25	25	50	29	24	53	26	13	39	
12	992	36	9	45	274	70	344	46	10	56	43	28	71	91	78	169	74	55	129	
13	1,158	16	9	25	311	57	368	44	13	57	69	48	117	106	57	163	110	85	195	
14	321	14	4	18	99	31	130	5	5	10	18	23	41	18	26	44	16	12	28	
15	896	36	12	48	270	59	329	40	18	58	31	29	60	69	52	121	57	60	117	
16	817	32	8	40	224	59	283	27	13	40	31	35	66	55	45	100	88	62	150	
17	983	26	17	43	279	61	340	37	8	45	72	56	128	87	62	149	69	60	129	
18	718	25	9	34	196	47	243	18	9	27	29	26	55	71	57	128	58	48	106	
19	615	19	12	31	152	48	200	23	17	40	35	29	64	45	26	71	57	47	104	
20	427	25	7	32	139	28	167	13	5	18	32	26	58	33	15	48	25	15	40	
21	660	34	13	47	158	53	211	26	16	42	28	31	59	60	48	108	65	39	104	
22	554	14	10	24	130	36	166	21	22	43	23	41	64	29	39	68	40	64	104	
23	677	26	15	41	203	51	254	18	11	29	35	43	78	48	45	93	37	36	73	
<hr/>																				
17,235		581	312	893	5,140	1,283	6,423	653	308	961	856	754	1,610	1,272	987	2,259	1,287	1,012	2,299	
<hr/>																				
TOTALS		24,499	1,179	828	2,007	7,549	2,166	9,715	1,101	554	1,655	1,048	885	1,933	1,558	1,213	2,771	1,568	1,207	2,775

☐ Yellow in the TOTALS column means precinct hasn't reported
 N/A indicates AV (Absentee) results are included in Elec Day results



Election Results

Representative in State Legislature - 22nd District

One 2-year term

Official results, updated August 14, 12:39 PM

[Race List](#) | [Race Summary](#) | [Race Details](#) | [Race Details \(Printer Friendly\)](#)

Democratic Party				
29 of 29 (100.0%) precincts reporting*				
Richard M. Steenland	DEM	4,557	51.3%	<div></div>
Ryan Nelson	DEM	2,327	26.2%	<div></div>
Michael James Anderson	DEM	1,996	22.5%	<div></div>

Republican Party				
29 of 29 (100.0%) precincts reporting*				
Steven G. Warner	REP	2,667	51.1%	<div></div>
Jeff Bonnell	REP	2,548	48.9%	<div></div>

*Please Note: A precinct will not display in the percent of precincts reporting until both election day and AV (absentee) results are recorded for that precinct.



Election Results

Representative in State Legislature - 22nd District One 2-year term

Official results, updated August 14, 12:39 PM

[Race List](#) | [Race Summary](#) | [Race Details](#) | [Race Details \(Printer Friendly\)](#)

	POLL BOOK TOTALS	Michael James Anderson (DEM)			Richard M. Steenland (DEM)			Ryan Nelson (DEM)			Jeff Bonnell (REP)			Steven G. Warner (REP)		
		AV	Elec Day	TOTAL	AV	Elec Day	TOTAL	AV	Elec Day	TOTAL	AV	Elec Day	TOTAL	AV	Elec Day	TOTAL
ROSEVILLE																
01	553	31	20	51	127	43	170	36	40	76	55	56	111	42	43	85
02	832	51	24	75	202	55	257	92	39	131	68	41	109	59	75	134
03	558	46	43	89	162	52	214	45	22	67	24	41	65	26	28	54
04	336	24	15	39	83	18	101	34	23	57	25	21	46	25	28	53
05	500	26	17	43	139	28	167	46	26	72	52	46	98	31	34	65
06	722	50	21	71	179	55	234	35	30	65	73	56	129	49	88	137
07	740	44	29	73	188	57	245	72	29	101	62	71	133	43	57	100
08	731	36	16	52	210	58	268	80	21	101	47	48	95	57	69	126
09	828	36	15	51	226	68	294	41	25	66	88	84	172	53	68	121
10	403	16	14	30	110	26	136	26	13	39	23	40	63	28	49	77
11	558	27	12	39	165	46	211	30	26	56	59	55	114	29	38	67
12	506	32	19	51	151	35	186	28	23	51	36	31	67	52	38	90
13	296	20	11	31	71	25	96	31	14	45	18	29	47	20	22	42
14	456	24	19	43	96	28	124	41	25	66	38	37	75	30	50	80
15	687	50	39	89	216	52	268	60	21	81	55	34	89	38	27	65
	8,706	513	314	827	2,325	646	2,971	697	377	1,074	723	690	1,413	582	714	1,296
	POLL BOOK TOTALS	Michael James Anderson (DEM)			Richard M. Steenland (DEM)			Ryan Nelson (DEM)			Jeff Bonnell (REP)			Steven G. Warner (REP)		
		AV	Elec Day	TOTAL	AV	Elec Day	TOTAL	AV	Elec Day	TOTAL	AV	Elec Day	TOTAL	AV	Elec Day	TOTAL
WARREN																
10	262	31	33	64	33	17	50	40	26	66	10	15	25	11	17	28
13	153	14	8	22	20	5	25	12	11	23	10	16	26	10	26	36
14	559	76	47	123	68	43	111	65	35	100	39	36	75	37	37	74
15	556	89	40	129	60	22	82	80	42	122	31	36	67	37	41	78
17	441	25	26	51	76	21	97	55	28	83	25	30	55	44	35	79
23	613	79	24	103	111	19	130	75	17	92	50	48	98	41	39	80
24	251	29	10	39	45	5	50	42	10	52	14	17	31	14	32	46

25	399	21	11	32	56	16	72	65	21	86	33	49	82	24	29	53
26	254	31	29	60	54	22	76	18	11	29	16	7	23	17	15	32
27	1,072	117	35	152	162	25	187	114	39	153	125	66	191	120	75	195
31	881	85	29	114	171	30	201	105	33	138	71	39	110	92	46	138
33	816	59	39	98	149	39	188	56	28	84	80	59	139	84	86	170
50	668	66	38	104	86	34	120	68	32	100	56	31	87	84	65	149
58	913	58	20	78	165	32	197	100	25	125	61	65	126	107	106	213
	7,838	780	389	1,169	1,256	330	1,586	895	358	1,253	621	514	1,135	722	649	1,371
TOTALS	16,544	1,293	703	1,996	3,581	976	4,557	1,592	735	2,327	1,344	1,204	2,548	1,304	1,363	2,667

☐ Yellow in the TOTALS column means precinct hasn't reported
 N/A indicates AV (Absentee) results are included in Elec Day results



Election Results

Representative in State Legislature - 24th District One 2-year term

Official results, updated August 14, 12:39 PM

[Race List](#) | [Race Summary](#) | [Race Details](#) | [Race Details \(Printer Friendly\)](#)

Democratic Party				
37 of 37 (100.0%) precincts reporting*				
Michelle Woodman	DEM	6,093	65.7%	<div></div>
Alex Bronson	DEM	3,182	34.3%	<div></div>

Republican Party				
37 of 37 (100.0%) precincts reporting*				
Steve Marino	REP	9,861	83.7%	<div></div>
William J. Revoir	REP	1,920	16.3%	<div></div>

*Please Note: A precinct will not display in the percent of precincts reporting until both election day and AV (absentee) results are recorded for that precinct.



Election Results

Representative in State Legislature - 24th District One 2-year term

Official results, updated August 14, 12:39 PM

[Race List](#) | [Race Summary](#) | [Race Details](#) | [Race Details \(Printer Friendly\)](#)

POLL BOOK TOTALS		Alex Branson (DEM)			Michelle Woodman (DEM)			Steve Marino (REP)			William J. Revoir (REP)		
		AV	Elec Day	TOTAL	AV	Elec Day	TOTAL	AV	Elec Day	TOTAL	AV	Elec Day	TOTAL
CLINTON TOWNSHIP													
01	584	70	12	82	136	31	167	104	75	179	26	11	37
04	174	12	3	15	45	17	62	31	25	56	7	4	11
10	566	46	5	51	108	23	131	149	106	255	27	19	46
27	608	48	2	50	145	22	167	149	74	223	39	21	60
28	423	69	14	83	132	59	191	53	28	81	7	4	11
29	775	80	10	90	192	22	214	176	95	271	41	31	72
34	519	67	35	102	177	44	221	59	56	115	2	7	9
36	646	72	24	96	143	74	217	127	56	183	27	9	36
37	874	104	11	115	209	38	247	197	81	278	35	20	55
38	559	46	11	57	126	29	155	107	67	174	38	24	62
39	601	74	9	83	126	22	148	149	60	209	18	19	37
40	832	90	14	104	203	47	250	163	95	258	42	20	62
41	630	74	19	93	116	26	142	127	96	223	26	18	44
42	608	55	23	78	183	57	240	104	44	148	29	15	44
44	1,099	115	19	134	226	50	276	267	128	395	71	27	98
45	690	64	18	82	159	34	193	154	80	234	42	19	61
46	1,150	161	19	180	245	75	320	296	80	376	63	9	72
11,338		1,247	248	1,495	2,671	670	3,341	2,412	1,246	3,658	540	277	817

POLL BOOK TOTALS	Alex Bronson (DEM)			Michelle Woodman (DEM)			Steve Marino (REP)			William J. Revoir (REP)			
	AV	Elec Day	TOTAL	AV	Elec Day	TOTAL	AV	Elec Day	TOTAL	AV	Elec Day	TOTAL	
HARRISON TOWNSHIP													
01	704	70	19	89	114	71	185	158	95	253	33	24	57
02	860	101	26	127	156	54	210	182	123	305	30	26	56
03	820	73	14	87	88	47	135	206	169	375	43	34	77
04	862	87	26	113	127	42	169	225	150	375	18	27	45
05	972	55	9	64	73	20	93	336	189	525	53	50	103

06	907	68	32	100	125	53	178	256	157	413	37	19	56
07	923	77	14	91	100	40	140	259	172	431	52	39	91
08	530	54	20	74	107	48	155	79	88	167	18	18	36
09	835	55	11	66	89	17	106	253	167	420	50	25	75
10	762	73	9	82	78	34	112	196	168	364	28	23	51
8,175		713	180	893	1,057	426	1,483	2,150	1,478	3,628	362	285	647
POLL BOOK TOTALS		Alex Bronson (DEM)			Michelle Woodman (DEM)			Steve Marino (REP)			William J. Revoir (REP)		
		AV	Elec Day	TOTAL	AV	Elec Day	TOTAL	AV	Elec Day	TOTAL	AV	Elec Day	TOTAL
MACOMB TOWNSHIP													
03	599	52	16	68	80	28	108	130	144	274	25	28	53
04	649	80	24	104	97	27	124	141	133	274	18	27	45
06	589	52	8	60	123	26	149	148	79	227	34	16	50
07	592	79	16	95	79	29	108	145	110	255	24	24	48
12	740	87	18	105	144	37	181	180	121	301	28	19	47
14	777	77	10	87	98	32	130	198	162	360	34	24	58
19	286	39	13	52	74	24	98	45	39	84	8	6	14
20	683	79	11	90	92	37	129	158	136	294	29	25	54
30	664	61	16	77	102	39	141	178	131	309	26	34	60
33	464	48	8	56	86	15	101	120	77	197	21	6	27
6,043		654	140	794	975	294	1,269	1,443	1,132	2,575	247	209	456
TOTALS													
25,556		2,614	568	3,182	4,703	1,390	6,093	6,005	3,856	9,861	1,149	771	1,920

☐ Yellow in the TOTALS column means precinct hasn't reported
 N/A indicates AV (Absentee) results are included in Elec Day results



Election Results

Representative in State Legislature - 25th District One 2-year term

Official results, updated August 14, 12:39 PM

[Race List](#) | [Race Summary](#) | [Race Details](#) | [Race Details \(Printer Friendly\)](#)

Democratic Party				
32 of 32 (100.0%) precincts reporting*				
Nate Shannon	DEM	10,147	100.0%	<div></div>

Republican Party				
32 of 32 (100.0%) precincts reporting*				
Paul M Smith	REP	3,060	36.9%	<div></div>
Adam Wiley	REP	2,681	32.3%	<div></div>
Jazmine M. Early	REP	2,552	30.8%	<div></div>

*Please Note: A precinct will not display in the percent of precincts reporting until both election day and AV (absentee) results are recorded for that precinct.



Election Results

Representative in State Legislature - 25th District One 2-year term

Official results, updated August 14, 12:39 PM

[Race List](#) | [Race Summary](#) | [Race Details](#) | [Race Details \(Printer Friendly\)](#)

POLL BOOK TOTALS		Nate Shannon (DEM)			Adam Wiley (REP)			Jazmine M. Early (REP)			Paul M Smith (REP)		
		AV	Elec Day	TOTAL	AV	Elec Day	TOTAL	AV	Elec Day	TOTAL	AV	Elec Day	TOTAL
STERLING HEIGHTS													
03	842	351	91	442	34	20	54	59	54	113	63	44	107
04	1,002	414	116	530	57	31	88	60	61	121	73	51	124
05	914	360	103	463	65	35	100	87	57	144	41	39	80
06	518	180	33	213	41	25	66	48	47	95	33	34	67
09	331	118	37	155	30	19	49	20	27	47	21	23	44
10	763	281	74	355	69	45	114	49	36	85	50	49	99
11	440	163	64	227	25	17	42	34	23	57	43	33	76
12	850	320	82	402	62	41	103	52	56	108	77	53	130
18	778	323	69	392	65	55	120	45	32	77	65	37	102
19	785	295	90	385	44	39	83	45	50	95	69	44	113
20	711	288	48	336	63	58	121	46	35	81	47	46	93
21	411	154	39	193	27	23	50	28	37	65	27	24	51
25	870	339	75	414	60	46	106	85	91	176	59	38	97
26	822	292	36	328	83	61	144	57	49	106	89	42	131
27	700	259	52	311	72	58	130	32	61	93	43	40	83
28	703	257	58	315	50	38	88	58	51	109	50	45	95
29	612	208	39	247	31	32	63	35	52	87	66	55	121
30	362	133	41	174	30	14	44	25	13	38	27	28	55
31	362	132	50	182	19	19	38	19	25	44	26	29	55
36	803	313	43	356	61	30	91	55	48	103	98	60	158
37	682	256	64	320	65	36	101	40	47	87	47	40	87
38	881	349	73	422	70	52	122	58	45	103	93	27	120
39	603	210	43	253	37	38	75	30	46	76	49	67	116
40	295	87	30	117	17	27	44	21	16	37	27	21	48
42	614	195	42	237	47	29	76	50	52	102	66	52	118
16,654		6,277	1,492	7,769	1,224	888	2,112	1,138	1,111	2,249	1,349	1,021	2,370

	POLL BOOK TOTALS	Nate Shannon (DEM)			Adam Wiley (REP)			Jazmine M. Early (REP)			Paul M Smith (REP)		
		AV	Elec Day	TOTAL	AV	Elec Day	TOTAL	AV	Elec Day	TOTAL	AV	Elec Day	TOTAL
WARREN													
41	850	346	125	471	41	51	92	14	18	32	60	71	131
43	660	280	76	356	34	48	82	25	16	41	45	30	75
44	552	257	72	329	24	15	39	22	8	30	46	23	69
49	797	307	67	374	57	26	83	34	28	62	97	50	147
51	888	328	85	413	98	48	146	35	31	66	71	34	105
52	501	170	46	216	46	17	63	27	20	47	46	49	95
53	455	145	74	219	30	34	64	13	12	25	35	33	68
	4,703	1,833	545	2,378	330	239	569	170	133	303	400	290	690
TOTALS													
	21,357	8,110	2,037	10,147	1,554	1,127	2,681	1,308	1,244	2,552	1,749	1,311	3,060

☐ Yellow in the TOTALS column means precinct hasn't reported
 N/A indicates AV (Absentee) results are included in Elec Day results



Election Results

Representative in State Legislature - 28th District

One 2-year term

Official results, updated August 14, 12:39 PM

[Race List](#) | [Race Summary](#) | [Race Details](#) | [Race Details \(Printer Friendly\)](#)

Democratic Party				
33 of 33 (100.0%) precincts reporting*				
Lori M. Stone	DEM	8,316	87.8%	<div></div>
William S. Massad	DEM	1,160	12.2%	<div></div>

Republican Party				
33 of 33 (100.0%) precincts reporting*				
Stephen Colegio	REP	3,120	64.1%	<div></div>
Clifford Frost	REP	1,748	35.9%	<div></div>

*Please Note: A precinct will not display in the percent of precincts reporting until both election day and AV (absentee) results are recorded for that precinct.



Election Results

Representative in State Legislature - 28th District One 2-year term

Official results, updated August 14, 12:39 PM

[Race List](#) | [Race Summary](#) | [Race Details](#) | [Race Details \(Printer Friendly\)](#)

POLL BOOK TOTALS	Lori M. Stone (DEM)			William S. Massad (DEM)			Clifford Frost (REP)			Stephen Colegio (REP)			
	AV	Elec Day	TOTAL	AV	Elec Day	TOTAL	AV	Elec Day	TOTAL	AV	Elec Day	TOTAL	
CENTER LINE													
01	422	133	64	197	19	16	35	19	19	38	24	74	98
02	345	147	60	207	10	10	20	14	21	35	22	19	41
03	455	157	88	245	22	17	39	16	36	52	27	43	70
04	250	84	33	117	10	6	16	18	16	34	25	21	46
05	240	81	41	122	5	7	12	9	21	30	12	35	47
	1,712	602	286	888	66	56	122	76	113	189	110	192	302

POLL BOOK TOTALS		Lori M. Stone (DEM)			William S. Massad (DEM)			Clifford Frost (REP)			Stephen Colegio (REP)		
		AV	Elec Day	TOTAL	AV	Elec Day	TOTAL	AV	Elec Day	TOTAL	AV	Elec Day	TOTAL
WARREN													
01	541	242	86	328	24	14	38	25	20	45	38	34	72
03	536	225	87	312	38	28	66	18	21	39	40	27	67
04	433	148	93	241	17	9	26	15	33	48	37	38	75
05	445	189	64	253	33	14	47	19	21	40	26	32	58
06	540	220	75	295	18	17	35	28	39	67	33	46	79
07	275	102	56	158	12	12	24	8	14	22	21	13	34
08	294	93	61	154	11	8	19	22	22	44	9	14	23
09	339	127	58	185	14	14	28	15	8	23	33	32	65
11	9	3	2	5	1	0	1	0	0	0	0	2	2
12	223	78	41	119	17	7	24	9	8	17	15	20	35
18	138	59	18	77	6	4	10	4	13	17	8	11	19
19	493	148	94	242	25	22	47	22	29	51	35	50	85
20	651	301	52	353	24	11	35	35	29	64	61	58	119
22	693	234	86	320	21	9	30	24	35	59	103	91	194
28	887	374	98	472	29	13	42	50	50	100	98	66	164
32	715	274	47	321	27	12	39	29	31	60	108	64	172
34	354	126	64	190	12	25	37	16	15	31	25	25	50

35	742	290	76	366	48	6	54	52	26	78	111	48	159
36	1,108	414	101	515	38	25	63	77	50	127	147	84	231
38	875	326	115	441	58	41	99	36	30	66	68	83	151
45	582	214	67	281	24	19	43	51	17	68	72	43	115
46	506	187	56	243	31	13	44	24	26	50	55	38	93
47	807	283	78	361	34	9	43	82	45	127	92	66	158
48	416	182	48	230	17	11	28	17	7	24	41	25	66
54	690	223	62	285	11	9	20	70	45	115	88	60	148
55	639	207	83	290	23	14	37	31	39	70	58	100	158
56	343	119	28	147	6	9	15	22	15	37	45	37	82
57	574	175	69	244	29	15	44	32	38	70	59	85	144
<hr/>													
	14,848	5,563	1,865	7,428	648	390	1,038	833	726	1,559	1,526	1,292	2,818
<hr/>													
TOTALS	16,560	6,165	2,151	8,316	714	446	1,160	909	839	1,748	1,636	1,484	3,120

☐ Yellow in the TOTALS column means precinct hasn't reported
 N/A indicates AV (Absentee) results are included in Elec Day results



Election Results

Representative in State Legislature - 30th District One 2-year term

Official results, updated August 14, 12:39 PM

[Race List](#) | [Race Summary](#) | [Race Details](#) | [Race Details \(Printer Friendly\)](#)

Democratic Party			
32 of 32 (100.0%) precincts reporting*			
Michael A. Chehab	DEM	6,770	100.0% <div></div>

Republican Party			
32 of 32 (100.0%) precincts reporting*			
Diana Farrington	REP	8,354	100.0% <div></div>

*Please Note: A precinct will not display in the percent of precincts reporting until both election day and AV (absentee) results are recorded for that precinct.



Election Results

Representative in State Legislature - 30th District One 2-year term

Official results, updated August 14, 12:39 PM

[Race List](#) | [Race Summary](#) | [Race Details](#) | [Race Details \(Printer Friendly\)](#)

POLL BOOK TOTALS		Michael A. Chehab (DEM)			Diana Farrington (REP)		
		AV	Elec Day	TOTAL	AV	Elec Day	TOTAL
SHELBY TOWNSHIP							
02	813	129	35	164	277	220	497
04	684	121	37	158	259	137	396
05	513	135	23	158	150	71	221
10	533	112	26	138	179	127	306
25	875	174	34	208	316	167	483
27	807	225	55	280	238	145	383
28	944	267	21	288	330	125	455
29	478	93	28	121	141	123	264
30	618	109	29	138	199	137	336
6,265		1,365	288	1,653	2,089	1,252	3,341

POLL BOOK TOTALS		Michael A. Chehab (DEM)			Diana Farrington (REP)		
		AV	Elec Day	TOTAL	AV	Elec Day	TOTAL
STERLING HEIGHTS							
01	456	153	68	221	90	73	163
02	720	274	90	364	132	112	244
07	712	256	64	320	154	124	278
08	589	204	58	262	125	106	231
13	477	182	61	243	111	66	177
14	413	161	55	216	77	56	133
15	429	139	26	165	122	80	202
16	441	150	52	202	92	71	163
17	471	167	47	214	101	85	186
22	494	138	54	192	112	107	219
23	513	168	41	209	110	105	215
24	499	173	30	203	89	123	212
32	185	67	22	89	28	49	77

33	584	194	37	231	150	104	254
34	730	211	48	259	183	172	355
35	350	121	30	151	50	80	130
41	448	131	48	179	83	114	197
43	1,122	360	72	432	319	169	488
44	608	192	32	224	171	94	265
45	781	266	65	331	228	105	333
<hr/>							
	11,022	3,707	1,000	4,707	2,527	1,995	4,522

POLL BOOK TOTALS	Michael A. Chehab (DEM)			Diana Farrington (REP)			
	AV	Elec Day	TOTAL	AV	Elec Day	TOTAL	
UTICA							
01	206	57	29	86	34	53	87
02	434	95	41	136	93	131	224
03	456	154	34	188	91	89	180
	1,096	306	104	410	218	273	491
TOTALS							
	18,383	5,378	1,392	6,770	4,834	3,520	8,354

☐ Yellow in the TOTALS column means precinct hasn't reported
 N/A indicates AV (Absentee) results are included in Elec Day results



Election Results

Representative in State Legislature - 31st District

One 2-year term

Official results, updated August 14, 12:39 PM

[Race List](#) | [Race Summary](#) | [Race Details](#) | [Race Details \(Printer Friendly\)](#)

Democratic Party				
42 of 42 (100.0%) precincts reporting*				
William J. Sowerby	DEM	6,300	57.4%	<div></div>
Michelle Robertson	DEM	4,685	42.6%	<div></div>

Republican Party				
42 of 42 (100.0%) precincts reporting*				
Lisa Valerio-Nowc	REP	4,338	60.1%	<div></div>
Austin James Negipe	REP	2,878	39.9%	<div></div>

*Please Note: A precinct will not display in the percent of precincts reporting until both election day and AV (absentee) results are recorded for that precinct.



Election Results

Representative in State Legislature - 31st District

One 2-year term

Official results, updated August 14, 12:39 PM

[Race List](#) | [Race Summary](#) | [Race Details](#) | [Race Details \(Printer Friendly\)](#)

POLL BOOK TOTALS		Michelle Robertson (DEM)			William J. Sowerby (DEM)			Austin James Negipe (REP)			Lisa Valerio-Nowc (REP)		
		AV	Elec Day	TOTAL	AV	Elec Day	TOTAL	AV	Elec Day	TOTAL	AV	Elec Day	TOTAL
CLINTON TOWNSHIP													
02	245	24	14	38	63	10	73	21	14	35	41	22	63
03	491	74	27	101	141	31	172	33	29	62	53	33	86
05	370	76	69	145	125	55	180	3	6	9	6	4	10
06	586	90	63	153	169	30	199	31	33	64	48	42	90
07	262	34	16	50	63	15	78	17	14	31	38	26	64
08	469	55	45	100	82	23	105	32	44	76	42	44	86
09	326	38	32	70	59	29	88	17	30	47	35	37	72
11	455	66	42	108	114	29	143	23	36	59	46	35	81
12	253	40	18	58	62	11	73	8	15	23	26	32	58
13	534	74	46	120	112	29	141	28	55	83	45	60	105
14	233	18	18	36	51	15	66	17	15	32	36	35	71
15	449	48	39	87	85	27	112	24	57	81	49	50	99
16	646	97	30	127	158	29	187	51	35	86	92	49	141
17	471	53	21	74	110	32	142	34	47	81	52	49	101
18	506	37	19	56	118	16	134	29	35	64	72	64	136
19	685	70	20	90	129	17	146	85	39	124	111	66	177
20	93	21	13	34	15	9	24	2	6	8	8	10	18
21	349	49	36	85	94	21	115	26	10	36	30	25	55
22	535	108	54	162	159	26	185	25	13	38	48	29	77
23	791	88	35	123	192	22	214	71	46	117	111	54	165
24	477	52	15	67	103	30	133	30	23	53	67	52	119
25	557	116	39	155	118	16	134	37	41	78	55	41	96
26	666	56	36	92	160	29	189	43	39	82	112	70	182
30	535	103	42	145	116	25	141	38	27	65	49	40	89
31	629	69	41	110	166	43	209	45	36	81	76	54	130
32	451	54	30	84	109	11	120	44	31	75	64	29	93

33	864	154	38	192	225	22	247	68	29	97	118	79	197
35	1,114	137	43	180	261	39	300	111	60	171	192	73	265
43	335	28	11	39	68	15	83	20	24	44	59	39	98
	14,377	1,929	952	2,881	3,427	706	4,133	1,013	889	1,902	1,781	1,243	3,024

POLL BOOK TOTALS	Michelle Robertson (DEM)			William J. Sowerby (DEM)			Austin James Negipe (REP)			Lisa Valerio-Nowc (REP)		
	AV	Elec Day	TOTAL	AV	Elec Day	TOTAL	AV	Elec Day	TOTAL	AV	Elec Day	TOTAL

FRASER

01	421	61	36	97	67	30	97	33	44	77	35	52	87
02	645	65	36	101	133	26	159	40	57	97	113	63	176
03	744	125	42	167	185	35	220	61	51	112	75	48	123
04	573	87	53	140	121	24	145	39	47	86	47	56	103
05	176	29	12	41	46	7	53	10	16	26	18	17	35
06	787	91	32	123	179	39	218	61	50	111	101	82	183
07	409	70	44	114	88	10	98	33	22	55	46	30	76
	3,755	528	255	783	819	171	990	277	287	564	435	348	783

POLL BOOK TOTALS	Michelle Robertson (DEM)			William J. Sowerby (DEM)			Austin James Negipe (REP)			Lisa Valerio-Nowc (REP)		
	AV	Elec Day	TOTAL	AV	Elec Day	TOTAL	AV	Elec Day	TOTAL	AV	Elec Day	TOTAL

MOUNT CLEMENS

01	386	85	66	151	97	54	151	4	15	19	14	15	29
02	639	67	86	153	154	67	221	23	58	81	32	57	89
03	781	108	86	194	168	75	243	28	66	94	66	71	137
04	379	69	47	116	85	27	112	12	27	39	23	31	54
06	800	168	98	266	175	84	259	23	47	70	40	51	91
09	720	99	42	141	145	46	191	49	60	109	55	76	131
	3,705	596	425	1,021	824	353	1,177	139	273	412	230	301	531

TOTALS

21,837	3,053	1,632	4,685	5,070	1,230	6,300	1,429	1,449	2,878	2,446	1,892	4,338
--------	-------	-------	-------	-------	-------	-------	-------	-------	-------	-------	-------	-------

☐ Yellow in the TOTALS column means precinct hasn't reported
 N/A indicates AV (Absentee) results are included in Elec Day results



Election Results

Representative in State Legislature - 32nd District One 2-year term

Official results, updated August 14, 12:39 PM

[Race List](#) | [Race Summary](#) | [Race Details](#) | [Race Details \(Printer Friendly\)](#)

Democratic Party

24 of 24 (100.0%) precincts reporting*

Justin Boucher

DEM

5,034 100.0%

Republican Party

24 of 24 (100.0%) precincts reporting*

Pamela Hornberger

REP

4,728 64.5%

Brandon J. Mikula

REP

2,601 35.5%

*Please Note: A precinct will not display in the percent of precincts reporting until both election day and AV (absentee) results are recorded for that precinct.



Election Results

Representative in State Legislature - 32nd District One 2-year term

Official results, updated August 14, 12:39 PM

[Race List](#) | [Race Summary](#) | [Race Details](#) | [Race Details \(Printer Friendly\)](#)

	POLL BOOK TOTALS	Justin Boucher (DEM)			Brandon J. Mikula (REP)			Pamela Hornberger (REP)		
		AV	Elec Day	TOTAL	AV	Elec Day	TOTAL	AV	Elec Day	TOTAL
CHESTERFIELD TOWNSHIP										
01	786	230	34	264	86	74	160	157	75	232
02	726	183	59	242	65	71	136	128	87	215
03	587	138	28	166	47	64	111	113	87	200
04	495	159	33	192	43	33	76	92	62	154
05	684	203	49	252	52	71	123	119	82	201
06	591	152	42	194	54	65	119	111	102	213
07	477	125	37	162	41	62	103	76	59	135
08	558	130	32	162	41	58	99	127	69	196
09	633	199	31	230	63	48	111	141	67	208
10	968	205	27	232	84	99	183	282	115	397
11	492	151	27	178	34	57	91	95	68	163
12	564	173	64	237	22	70	92	84	66	150
13	790	220	59	279	59	88	147	158	94	252
14	426	118	34	152	30	50	80	74	55	129
15	891	254	60	314	68	85	153	206	93	299
16	669	170	44	214	58	51	109	152	89	241
17	295	108	58	166	7	33	40	37	16	53
18	468	124	40	164	31	49	80	71	56	127
19	462	139	39	178	18	46	64	57	78	135
	11,562	3,181	797	3,978	903	1,174	2,077	2,280	1,420	3,700

POLL BOOK TOTALS	Justin Boucher (DEM)			Brandon J. Mikula (REP)			Pamela Hornberger (REP)			
	AV	Elec Day	TOTAL	AV	Elec Day	TOTAL	AV	Elec Day	TOTAL	
NEW BALTIMORE										
01	479	129	45	174	23	55	78	69	92	161
02	374	99	21	120	27	48	75	73	63	136
03	853	191	71	262	54	94	148	153	166	319

04	702	227	54	281	50	79	129	102	100	202
05	626	171	48	219	31	63	94	97	113	210
	3,034	817	239	1,056	185	339	524	494	534	1,028
TOTALS	14,596	3,998	1,036	5,034	1,088	1,513	2,601	2,774	1,954	4,728

☐ Yellow in the TOTALS column means precinct hasn't reported
 N/A indicates AV (Absentee) results are included in Elec Day results



Election Results

Representative in State Legislature - 33rd District One 2-year term

Official results, updated August 14, 12:39 PM

[Race List](#) | [Race Summary](#) | [Race Details](#) | [Race Details \(Printer Friendly\)](#)

Democratic Party				
40 of 40 (100.0%) precincts reporting*				
Olu Jabari	DEM	7,104	100.0%	<div></div>

Republican Party				
40 of 40 (100.0%) precincts reporting*				
Jeff Yaroch	REP	13,557	100.0%	<div></div>

*Please Note: A precinct will not display in the percent of precincts reporting until both election day and AV (absentee) results are recorded for that precinct.



Election Results

Representative in State Legislature - 33rd District One 2-year term

Official results, updated August 14, 12:39 PM

[Race List](#) | [Race Summary](#) | [Race Details](#) | [Race Details \(Printer Friendly\)](#)

POLL BOOK TOTALS		Olu Jabari (DEM)			Jeff Yaroch (REP)		
		AV	Elec Day	TOTAL	AV	Elec Day	TOTAL
ARMADA TOWNSHIP							
01	1,092	117	35	152	340	327	667
02	775	60	15	75	175	307	482
1,867		177	50	227	515	634	1,149

POLL BOOK TOTALS		Olu Jabari (DEM)			Jeff Yaroch (REP)		
		AV	Elec Day	TOTAL	AV	Elec Day	TOTAL
LENOX TOWNSHIP							
01	503	83	21	104	142	152	294
02	634	159	47	206	151	168	319
03	574	216	62	278	66	132	198
04	246	75	51	126	29	66	95
1,957		533	181	714	388	518	906

POLL BOOK TOTALS		Olu Jabari (DEM)			Jeff Yaroch (REP)		
		AV	Elec Day	TOTAL	AV	Elec Day	TOTAL
MACOMB TOWNSHIP							
01	541	122	23	145	166	138	304
02	674	159	44	203	158	160	318
05	777	212	59	271	220	165	385
08	654	178	37	215	199	109	308
09	466	80	16	96	174	118	292
10	477	154	63	217	83	78	161
11	761	153	70	223	207	189	396
13	669	149	45	194	163	194	357
15	850	176	27	203	336	152	488
16	899	204	49	253	265	209	474
17	780	222	45	267	225	163	388

18	473	158	47	205	92	82	174
21	851	220	26	246	314	130	444
22	798	185	25	210	278	131	409
23	773	171	18	189	336	103	439
24	936	249	29	278	372	85	457
25	491	107	32	139	146	109	255
26	450	87	39	126	143	100	243
27	796	187	38	225	221	214	435
28	532	116	45	161	138	157	295
29	572	165	76	241	136	102	238
31	502	105	20	125	136	130	266
32	634	132	28	160	176	165	341
34	560	141	33	174	140	148	288
35	616	186	60	246	138	142	280
36	487	123	33	156	134	101	235
37	607	120	26	146	180	153	333
<hr/>							
	17,626	4,261	1,053	5,314	5,276	3,727	9,003

POLL BOOK TOTALS	Olu Jabari (DEM)			Jeff Yaroch (REP)		
	AV	Elec Day	TOTAL	AV	Elec Day	TOTAL

MEMPHIS

01	186	N/A	45	45	N/A	108	108
	186	N/A	45	45	N/A	108	108

POLL BOOK TOTALS	Olu Jabari (DEM)			Jeff Yaroch (REP)		
	AV	Elec Day	TOTAL	AV	Elec Day	TOTAL

RAY TOWNSHIP

01	614	59	23	82	200	185	385
02	835	93	37	130	240	273	513
	1,449	152	60	212	440	458	898

POLL BOOK TOTALS	Olu Jabari (DEM)			Jeff Yaroch (REP)		
	AV	Elec Day	TOTAL	AV	Elec Day	TOTAL

RICHMOND CITY

01	837	189	61	250	214	270	484
02	641	129	50	179	168	195	363
	1,478	318	111	429	382	465	847

POLL BOOK TOTALS	Olu Jabari (DEM)			Jeff Yaroch (REP)		
	AV	Elec Day	TOTAL	AV	Elec Day	TOTAL

RICHMOND TOWNSHIP

01	474	N/A	73	73	N/A	328	328
02	473	N/A	90	90	N/A	318	318

	947	N/A	163	163	N/A	646	646
TOTALS	25,510	5,441	1,663	7,104	7,001	6,556	13,557

☐ Yellow in the TOTALS column means precinct hasn't reported
 N/A indicates AV (Absentee) results are included in Elec Day results



Election Results

Representative in State Legislature - 36th District

One 2-year term

Official results, updated August 14, 12:39 PM

[Race List](#) | [Race Summary](#) | [Race Details](#) | [Race Details \(Printer Friendly\)](#)

Democratic Party				
36 of 36 (100.0%) precincts reporting*				
Robert Murphy	DEM	5,949	100.0%	<div></div>

Republican Party				
36 of 36 (100.0%) precincts reporting*				
Douglas C. Wozniak	REP	15,628	100.0%	<div></div>

*Please Note: A precinct will not display in the percent of precincts reporting until both election day and AV (absentee) results are recorded for that precinct.



Election Results

Representative in State Legislature - 36th District One 2-year term

Official results, updated August 14, 12:39 PM

[Race List](#) | [Race Summary](#) | [Race Details](#) | [Race Details \(Printer Friendly\)](#)

POLL BOOK TOTALS		Robert Murphy (DEM)			Douglas C. Wozniak (REP)		
		AV	Elec Day	TOTAL	AV	Elec Day	TOTAL
BRUCE TOWNSHIP							
01	581	105	40	145	123	170	293
02	1,080	135	40	175	275	388	663
03	687	86	34	120	189	191	380
04	824	87	28	115	193	320	513
3,172		413	142	555	780	1,069	1,849

POLL BOOK TOTALS		Robert Murphy (DEM)			Douglas C. Wozniak (REP)		
		AV	Elec Day	TOTAL	AV	Elec Day	TOTAL
SHELBY TOWNSHIP							
01	1,026	162	38	200	350	239	589
03	365	69	29	98	104	115	219
06	440	126	37	163	86	101	187
07	828	138	42	180	253	197	450
08	418	63	20	83	120	120	240
09	382	102	43	145	85	100	185
11	653	162	38	200	168	163	331
12	560	75	28	103	212	150	362
13	413	62	31	93	125	108	233
14	812	145	51	196	254	211	465
15	875	158	57	215	269	224	493
16	1,132	212	39	251	460	189	649
17	876	164	59	223	249	213	462
18	658	167	32	199	205	115	320
19	593	104	47	151	197	128	325
20	491	113	23	136	150	83	233
21	307	102	59	161	44	53	97
22	1,161	224	27	251	437	238	675

23	955	131	32	163	367	242	609
24	1,273	175	55	230	482	301	783
26	792	214	32	246	261	123	384
	15,010	2,868	819	3,687	4,878	3,413	8,291

POLL BOOK TOTALS	Robert Murphy (DEM)			Douglas C. Wozniak (REP)		
	AV	Elec Day	TOTAL	AV	Elec Day	TOTAL

WASHINGTON TOWNSHIP

01	557	87	35	122	132	163	295
02	1,154	209	44	253	404	243	647
03	1,069	114	41	155	292	339	631
04	754	136	50	186	153	223	376
05	1,076	113	30	143	347	338	685
06	1,145	159	17	176	457	216	673
07	1,031	164	27	191	310	310	620
08	879	140	40	180	273	215	488
09	514	69	16	85	104	179	283
10	661	87	33	120	182	206	388
11	649	82	14	96	227	175	402
	9,489	1,360	347	1,707	2,881	2,607	5,488

TOTALS

27,671	4,641	1,308	5,949	8,539	7,089	15,628
---------------	--------------	--------------	--------------	--------------	--------------	---------------

☐ Yellow in the TOTALS column means precinct hasn't reported
 N/A indicates AV (Absentee) results are included in Elec Day results



Election Results

Judge of Probate Court - Incumbent Position

One 6-year term

Official results, updated August 14, 12:39 PM

[Race List](#) | [Race Summary](#) | [Race Details](#) | [Race Details \(Printer Friendly\)](#)

343 of 343 (100.0%) precincts reporting*			
Kathryn A. George	86,246	62.8%	<div></div>
Lynn M. Maison	32,800	23.9%	<div></div>
Armand Velardo	18,346	13.4%	<div></div>

*Please Note: A precinct will not display in the percent of precincts reporting until both election day and AV (absentee) results are recorded for that precinct.



Election Results

Judge of Probate Court - Incumbent Position One 6-year term

Official results, updated August 14, 12:39 PM

[Race List](#) | [Race Summary](#) | [Race Details](#) | [Race Details \(Printer Friendly\)](#)

POLL BOOK TOTALS		Armand Velardo			Kathryn A. George			Lynn M. Maison		
		AV	Elec Day	TOTAL	AV	Elec Day	TOTAL	AV	Elec Day	TOTAL
ARMADA TOWNSHIP										
01	1,092	35	29	64	234	94	328	69	29	98
02	775	19	36	55	146	142	288	35	60	95
1,867		54	65	119	380	236	616	104	89	193
POLL BOOK TOTALS		Armand Velardo			Kathryn A. George			Lynn M. Maison		
		AV	Elec Day	TOTAL	AV	Elec Day	TOTAL	AV	Elec Day	TOTAL
BRUCE TOWNSHIP										
01	581	29	37	66	132	84	216	41	34	75
02	1,080	63	62	125	241	211	452	70	67	137
03	687	27	22	49	186	128	314	44	33	77
04	824	29	39	68	160	142	302	66	61	127
3,172		148	160	308	719	565	1,284	221	195	416
POLL BOOK TOTALS		Armand Velardo			Kathryn A. George			Lynn M. Maison		
		AV	Elec Day	TOTAL	AV	Elec Day	TOTAL	AV	Elec Day	TOTAL
CENTER LINE										
01	422	12	13	25	102	77	179	30	32	62
02	345	21	16	37	70	43	113	38	36	74
03	455	16	17	33	104	64	168	37	37	74
04	250	16	13	29	81	24	105	22	15	37
05	240	3	13	16	43	37	80	20	26	46
1,712		68	72	140	400	245	645	147	146	293
POLL BOOK TOTALS		Armand Velardo			Kathryn A. George			Lynn M. Maison		
		AV	Elec Day	TOTAL	AV	Elec Day	TOTAL	AV	Elec Day	TOTAL
CHESTERFIELD TOWNSHIP										
01	786	43	21	64	229	84	313	62	26	88
02	726	38	27	65	200	95	295	59	50	109
03	587	22	11	33	143	66	209	67	54	121
04	495	28	17	45	117	54	171	37	14	51

05	684	29	19	48	170	83	253	58	50	108
06	591	27	22	49	118	80	198	65	51	116
07	477	22	13	35	118	62	180	50	29	79
08	558	25	15	40	148	73	221	55	43	98
09	633	30	20	50	191	58	249	66	33	99
10	968	60	40	100	223	112	335	105	37	142
11	492	31	22	53	114	52	166	40	36	76
12	564	34	22	56	110	72	182	46	44	90
13	790	35	20	55	196	86	282	67	44	111
14	426	26	18	44	98	59	157	35	22	57
15	891	44	26	70	209	84	293	104	66	170
16	669	48	18	66	178	74	252	55	29	84
17	295	13	7	20	76	48	124	25	20	45
18	468	26	13	39	93	60	153	63	23	86
19	462	22	18	40	95	61	156	34	29	63

11,562	603	369	972	2,826	1,363	4,189	1,093	700	1,793
--------	-----	-----	-----	-------	-------	-------	-------	-----	-------

POLL BOOK
TOTALS

Armand Velardo
AV Elec Day TOTAL

Kathryn A. George
AV Elec Day TOTAL

Lynn M. Maison
AV Elec Day TOTAL

CLINTON TOWNSHIP

01	584	32	16	48	201	67	268	72	28	100
02	245	17	8	25	99	19	118	25	21	46
03	491	30	17	47	176	55	231	56	25	81
04	174	2	5	7	66	18	84	15	10	25
05	370	15	17	32	92	43	135	42	22	64
06	586	38	17	55	182	80	262	51	32	83
07	262	7	7	14	85	41	126	33	13	46
08	469	27	22	49	118	58	176	64	49	113
09	326	20	14	34	94	67	161	30	20	50
10	566	31	23	54	194	64	258	79	34	113
11	455	19	20	39	132	55	187	62	36	98
12	253	13	8	21	89	39	128	20	16	36
13	534	17	17	34	150	74	224	59	49	108
14	233	18	10	28	51	26	77	32	21	53
15	449	18	30	48	123	77	200	39	35	74
16	646	44	19	63	212	66	278	81	27	108
17	471	21	15	36	129	57	186	63	44	107
18	506	29	25	54	159	66	225	43	24	67
19	685	52	15	67	231	57	288	91	50	141
20	93	5	3	8	25	14	39	9	10	19
21	349	22	10	32	105	49	154	35	17	52
22	535	28	7	35	177	53	230	72	31	103

23	791	59	26	85	268	61	329	116	35	151
24	477	30	13	43	168	64	232	42	19	61
25	557	31	18	49	180	62	242	67	28	95
26	666	62	24	86	187	72	259	92	49	141
27	608	51	17	68	248	55	303	63	19	82
28	423	22	6	28	148	54	202	39	25	64
29	775	49	21	70	275	74	349	108	35	143
30	535	25	11	36	162	65	227	50	42	92
31	629	24	14	38	217	77	294	71	44	115
32	451	20	16	36	153	45	198	63	21	84
33	864	60	23	83	332	87	419	107	25	132
34	519	24	15	39	148	57	205	83	35	118
35	1,114	89	30	119	387	90	477	139	50	189
36	646	40	16	56	218	72	290	72	25	97
37	874	63	16	79	346	66	412	97	25	122
38	559	37	30	67	184	50	234	74	25	99
39	601	50	18	68	236	53	289	58	19	77
40	832	47	17	64	297	104	401	117	29	146
41	630	43	29	72	193	56	249	90	40	130
42	608	48	18	66	213	57	270	57	31	88
43	335	33	9	42	117	46	163	29	13	42
44	1,099	80	34	114	378	79	457	124	53	177
45	690	45	15	60	248	59	307	86	33	119
46	1,150	69	22	91	439	101	540	138	33	171
<hr/>										
	25,715	1,606	783	2,389	8,632	2,751	11,383	3,055	1,367	4,422

POLL BOOK		Armand Velardo			Kathryn A. George			Lynn M. Watson		
TOTALS	AV	Elec Day	TOTAL	AV	Elec Day	TOTAL	AV	Elec Day	TOTAL	
EASTPOINTE										
01	416	30	17	47	87	53	140	22	17	39
02	610	20	13	33	162	63	225	70	32	102
03	538	28	18	46	134	82	216	59	43	102
04	512	22	17	39	159	62	221	47	24	71
05	500	27	21	48	120	97	217	47	45	92
06	519	18	16	34	120	41	161	64	29	93
07	511	29	11	40	131	54	185	45	29	74
08	675	31	11	42	163	57	220	54	39	93
09	463	18	14	32	105	31	136	58	15	73
10	331	18	8	26	88	43	131	22	16	38
11	480	19	15	34	125	57	182	56	30	86
12	811	43	32	75	201	71	272	93	55	148
13	291	20	8	28	83	28	111	30	15	45

14	577	44	17	61	157	62	219	54	35	89
	7,234	367	218	585	1,835	801	2,636	721	424	1,145
	POLL BOOK TOTALS	Armand Velardo AV Elec Day TOTAL			Kathryn A. George AV Elec Day TOTAL			Lynn M. Maison AV Elec Day TOTAL		
FRASER										
01	421	16	22	38	101	56	157	35	27	62
02	645	53	27	80	176	66	242	54	35	89
03	744	30	14	44	222	75	297	96	37	133
04	573	20	20	40	140	81	221	74	42	116
05	176	8	6	14	52	21	73	19	7	26
06	787	31	28	59	233	83	316	71	33	104
07	409	12	24	36	123	48	171	46	15	61
	3,755	170	141	311	1,047	430	1,477	395	196	591
	POLL BOOK TOTALS	Armand Velardo AV Elec Day TOTAL			Kathryn A. George AV Elec Day TOTAL			Lynn M. Maison AV Elec Day TOTAL		
GROSSE POINTE SHORES										
03	30	N/A	2	2	N/A	11	11	N/A	9	9
	30	N/A	2	2	N/A	11	11	N/A	9	9
	POLL BOOK TOTALS	Armand Velardo AV Elec Day TOTAL			Kathryn A. George AV Elec Day TOTAL			Lynn M. Maison AV Elec Day TOTAL		
HARRISON TOWNSHIP										
01	704	38	39	77	195	82	277	81	60	141
02	860	60	28	88	246	96	342	99	57	156
03	820	40	25	65	246	96	342	102	87	189
04	862	53	29	82	242	107	349	124	66	190
05	972	52	29	81	286	84	370	139	121	260
06	907	51	31	82	271	105	376	114	85	199
07	923	51	38	89	241	83	324	134	75	209
08	530	32	24	56	171	70	241	47	40	87
09	835	46	24	70	264	104	368	98	46	144
10	762	43	25	68	221	82	303	87	94	181
	8,175	466	292	758	2,383	909	3,292	1,025	731	1,756
	POLL BOOK TOTALS	Armand Velardo AV Elec Day TOTAL			Kathryn A. George AV Elec Day TOTAL			Lynn M. Maison AV Elec Day TOTAL		
LENOX TOWNSHIP										
01	503	13	15	28	96	66	162	49	21	70
02	634	23	14	37	117	76	193	46	32	78
03	574	14	14	28	113	60	173	51	39	90
04	246	5	19	24	33	41	74	20	15	35
	1,957	55	62	117	359	243	602	166	107	273
	POLL BOOK TOTALS	Armand Velardo AV Elec Day TOTAL			Kathryn A. George AV Elec Day TOTAL			Lynn M. Maison AV Elec Day TOTAL		

MACOMB TOWNSHIP

01	541	33	24	57	167	70	237	52	35	87
02	674	26	25	51	174	87	261	78	66	144
03	599	28	30	58	184	91	275	49	41	90
04	649	33	27	60	203	95	298	63	36	99
05	777	52	32	84	243	98	341	98	50	148
06	589	37	17	54	220	60	280	47	15	62
07	592	32	18	50	189	81	270	48	42	90
08	654	36	26	62	193	80	273	72	27	99
09	466	24	18	42	154	72	226	50	11	61
10	477	13	13	26	152	71	223	47	28	75
11	761	35	28	63	206	106	312	77	66	143
12	740	49	30	79	263	80	343	64	27	91
13	669	33	30	63	185	139	324	67	34	101
14	777	38	20	58	238	94	332	82	54	136
15	850	65	33	98	316	75	391	73	23	96
16	899	56	25	81	280	142	422	74	42	116
17	780	46	26	72	263	83	346	78	58	136
18	473	16	8	24	168	62	230	38	21	59
19	286	12	11	23	87	33	120	28	19	47
20	683	47	20	67	163	78	241	82	42	124
21	851	73	25	98	307	63	370	58	26	84
22	798	51	18	69	297	78	375	61	32	93
23	773	44	19	63	303	58	361	101	21	122
24	936	73	7	80	400	58	458	85	15	100
25	491	24	23	47	156	67	223	53	23	76
26	450	31	20	51	121	61	182	37	23	60
27	796	40	41	81	232	99	331	72	33	105
28	532	17	23	40	144	93	237	41	29	70
29	572	25	23	48	171	75	246	57	30	87
30	664	37	31	68	199	93	292	59	35	94
31	502	24	20	44	164	73	237	40	23	63
32	634	29	23	52	176	89	265	50	36	86
33	464	33	5	38	154	47	201	37	23	60
34	560	26	22	48	174	84	258	45	32	77
35	616	31	21	52	167	76	243	72	46	118
36	487	36	17	53	146	49	195	44	31	75
37	607	35	11	46	184	84	268	46	32	78

	23,669	1,340	810	2,150	7,543	2,944	10,487	2,225	1,227	3,452
POLL BOOK	Armand Velardo			Kathryn A. George			Lynn M. Maison			
TOTALS	AV	Elec Day	TOTAL	AV	Elec Day	TOTAL	AV	Elec Day	TOTAL	

MEMPHIS

01	186	N/A	17	17	N/A	71	71	N/A	28	28
	186	N/A	17	17	N/A	71	71	N/A	28	28

POLL BOOK TOTALS	Armand Velardo	Kathryn A. George	Lynn M. Maison
	AV Elec Day TOTAL	AV Elec Day TOTAL	AV Elec Day TOTAL

MOUNT CLEMENS

01	386	24	20	44	94	60	154	55	35	90
02	639	48	51	99	165	120	285	60	68	128
03	781	42	37	79	211	147	358	81	85	166
04	379	28	20	48	107	56	163	49	38	87
06	800	60	51	111	226	119	345	90	79	169
09	720	40	37	77	206	107	313	93	69	162
	3,705	242	216	458	1,009	609	1,618	428	374	802

POLL BOOK TOTALS	Armand Velardo	Kathryn A. George	Lynn M. Maison
	AV Elec Day TOTAL	AV Elec Day TOTAL	AV Elec Day TOTAL

NEW BALTIMORE

01	479	20	21	41	95	72	167	43	33	76
02	374	22	24	46	91	43	134	39	23	62
03	853	39	25	64	195	162	357	79	70	149
04	702	23	21	44	162	89	251	86	48	134
05	626	36	27	63	130	98	228	62	44	106
	3,034	140	118	258	673	464	1,137	309	218	527

POLL BOOK TOTALS	Armand Velardo	Kathryn A. George	Lynn M. Maison
	AV Elec Day TOTAL	AV Elec Day TOTAL	AV Elec Day TOTAL

RAY TOWNSHIP

01	614	31	26	57	155	83	238	47	46	93
02	835	30	37	67	195	152	347	64	45	109
	1,449	61	63	124	350	235	585	111	91	202

POLL BOOK TOTALS	Armand Velardo	Kathryn A. George	Lynn M. Maison
	AV Elec Day TOTAL	AV Elec Day TOTAL	AV Elec Day TOTAL

RICHMOND CITY

01	837	22	25	47	215	138	353	61	67	128
02	641	30	29	59	142	81	223	52	58	110
	1,478	52	54	106	357	219	576	113	125	238

POLL BOOK TOTALS	Armand Velardo	Kathryn A. George	Lynn M. Maison
	AV Elec Day TOTAL	AV Elec Day TOTAL	AV Elec Day TOTAL

RICHMOND TOWNSHIP

01	474	N/A	32	32	N/A	175	175	N/A	72	72
02	473	N/A	34	34	N/A	129	129	N/A	76	76
	947	N/A	66	66	N/A	304	304	N/A	148	148

POLL BOOK TOTALS	Armand Velardo	Kathryn A. George	Lynn M. Maison
	AV Elec Day TOTAL	AV Elec Day TOTAL	AV Elec Day TOTAL

ROSEVILLE

01	553	25	18	43	154	80	234	45	38	83
02	832	27	17	44	262	109	371	68	42	110
03	558	18	17	35	139	52	191	55	37	92
04	336	20	17	37	114	46	160	28	26	54
05	500	18	13	31	155	65	220	47	18	65
06	722	24	35	59	192	90	282	69	49	118
07	740	23	26	49	208	109	317	57	35	92
08	731	37	19	56	234	90	324	61	46	107
09	828	42	31	73	208	91	299	90	63	153
10	403	17	20	37	105	56	161	24	30	54
11	558	23	19	42	156	62	218	55	40	95
12	506	38	16	54	127	46	173	62	40	102
13	296	13	11	24	94	45	139	24	13	37
14	456	19	18	37	107	60	167	44	38	82
15	687	43	11	54	187	54	241	80	48	128
<hr/>										
	8,706	387	288	675	2,442	1,055	3,497	809	563	1,372

POLL BOOK
TOTALSArmand Velardo
AV Elec Day TOTALKathryn A. George
AV Elec Day TOTALLynn M. Maison
AV Elec Day TOTAL

SHELBY TOWNSHIP

01	1,026	85	37	122	243	100	343	93	27	120
02	813	30	28	58	216	110	326	54	45	99
03	365	15	25	40	65	47	112	30	30	60
04	684	55	13	68	169	63	232	54	33	87
05	513	28	10	38	146	50	196	28	19	47
06	440	14	12	26	97	46	143	58	34	92
07	828	52	36	88	193	85	278	42	40	82
08	418	15	18	33	91	53	144	46	20	66
09	382	19	24	43	76	43	119	40	30	70
10	533	25	9	34	122	57	179	28	27	55
11	653	34	20	54	181	71	252	37	33	70
12	560	14	15	29	118	68	186	67	41	108
13	413	8	24	32	99	52	151	26	22	48
14	812	42	34	76	189	96	285	79	26	105
15	875	39	29	68	183	97	280	83	49	132
16	1,132	70	31	101	334	74	408	104	27	131
17	876	59	30	89	191	116	307	72	34	106
18	658	29	27	56	197	41	238	62	31	93
19	593	33	33	66	144	50	194	40	28	68
20	491	25	16	41	135	49	184	38	10	48
21	307	11	8	19	57	37	94	35	17	52

22	1,161	70	28	98	291	97	388	106	35	141
23	955	85	45	130	232	110	342	77	43	120
24	1,273	101	47	148	328	118	446	110	60	170
25	875	41	24	65	235	73	308	82	37	119
26	792	35	12	47	227	71	298	70	49	119
27	807	46	24	70	191	72	263	88	32	120
28	944	57	17	74	283	60	343	81	26	107
29	478	24	19	43	116	54	170	44	26	70
30	618	33	17	50	144	59	203	52	26	78
<hr/>										
	21,275	1,194	712	1,906	5,293	2,119	7,412	1,826	957	2,783

POLL BOOK TOTALS		Armand Velardo			Kathryn A. George			Lynn M. Maison		
		AV	Elec Day	TOTAL	AV	Elec Day	TOTAL	AV	Elec Day	TOTAL
ST. CLAIR SHORES										
01	1,149	91	32	123	367	114	481	95	44	139
02	981	41	23	64	332	88	420	92	39	131
03	878	61	41	102	226	116	342	85	48	133
04	900	66	35	101	237	96	333	83	39	122
05	816	53	30	83	187	132	319	82	59	141
06	776	53	19	72	206	68	274	79	39	118
07	489	30	16	46	131	45	176	51	29	80
08	743	39	30	69	229	103	332	71	45	116
09	487	28	18	46	107	49	156	48	21	69
10	832	34	31	65	268	80	348	78	47	125
11	366	19	9	28	119	46	165	37	17	54
12	992	49	32	81	277	88	365	147	60	207
13	1,158	80	56	136	336	116	452	119	48	167
14	321	10	8	18	86	66	152	29	20	49
15	896	51	38	89	243	91	334	104	55	159
16	817	63	19	82	225	106	331	65	45	110
17	983	57	30	87	290	113	403	102	64	166
18	718	48	18	66	207	63	270	84	49	133
19	615	30	26	56	159	77	236	78	36	114
20	427	19	7	26	131	40	171	56	27	83
21	660	44	22	66	169	80	249	89	58	147
22	554	26	29	55	145	90	235	46	45	91
23	677	28	23	51	170	95	265	71	35	106
17,235		1,020	592	1,612	4,847	1,962	6,809	1,791	969	2,760

POLL BOOK TOTALS		Armand Velardo			Kathryn A. George			Lynn M. Maison		
		AV	Elec Day	TOTAL	AV	Elec Day	TOTAL	AV	Elec Day	TOTAL
STERLING HEIGHTS										
01	456	17	18	35	131	70	201	50	37	87

02	720	32	17	49	185	76	261	84	34	118
03	842	38	26	64	269	77	346	76	44	120
04	1,002	48	33	81	310	88	398	121	59	180
05	914	55	25	80	278	76	354	56	30	86
06	518	25	26	51	159	37	196	55	24	79
07	712	42	20	62	228	79	307	82	25	107
08	589	38	32	70	195	78	273	40	26	66
09	331	13	9	22	99	49	148	29	19	48
10	763	48	30	78	223	67	290	87	41	128
11	440	23	19	42	124	70	194	40	16	56
12	850	31	25	56	309	88	397	78	45	123
13	477	23	14	37	122	36	158	59	27	86
14	413	19	21	40	139	36	175	31	13	44
15	429	27	15	42	151	41	192	37	26	63
16	441	23	16	39	123	51	174	41	28	69
17	471	14	14	28	186	50	236	25	29	54
18	778	33	21	54	267	89	356	75	41	116
19	785	48	16	64	233	73	306	68	49	117
20	711	46	20	66	247	74	321	66	34	100
21	411	17	17	34	138	52	190	37	20	57
22	494	28	16	44	154	81	235	30	32	62
23	513	35	11	46	163	63	226	35	26	61
24	499	28	18	46	133	92	225	70	18	88
25	870	31	23	54	266	89	355	95	57	152
26	822	67	17	84	280	87	367	83	29	112
27	700	33	24	57	243	83	326	55	45	100
28	703	38	24	62	258	76	334	77	39	116
29	612	24	22	46	168	64	232	58	38	96
30	362	15	17	32	122	40	162	34	19	53
31	362	10	11	21	129	47	176	31	29	60
32	185	8	3	11	45	27	72	19	13	32
33	584	28	14	42	204	61	265	50	29	79
34	730	38	20	58	166	78	244	82	53	135
35	350	16	11	27	97	48	145	36	23	59
36	803	31	14	45	285	88	373	73	33	106
37	682	39	17	56	200	65	265	71	51	122
38	881	53	28	81	292	73	365	67	33	100
39	603	18	18	36	194	107	301	55	44	99
40	295	19	13	32	69	40	109	36	18	54
41	448	23	20	43	122	77	199	41	21	62
42	614	24	17	41	203	78	281	60	40	100

43	1,122	63	29	92	403	98	501	105	50	155
44	608	40	17	57	222	50	272	41	19	60
45	781	33	22	55	255	73	328	70	22	92

27,676	1,402	860	2,262	8,789	3,042	11,831	2,611	1,448	4,059
--------	-------	-----	-------	-------	-------	--------	-------	-------	-------

POLL BOOK	Armand Velardo			Kathryn A. George			Lynn M. Maison		
TOTALS	AV	Elec Day	TOTAL	AV	Elec Day	TOTAL	AV	Elec Day	TOTAL

UTICA

01	206	9	12	21	62	35	97	18	17	35
02	434	14	17	31	96	87	183	36	22	58
03	456	27	11	38	144	56	200	41	19	60

1,096	50	40	90	302	178	480	95	58	153
-------	----	----	----	-----	-----	-----	----	----	-----

POLL BOOK	Armand Velardo			Kathryn A. George			Lynn M. Maison		
TOTALS	AV	Elec Day	TOTAL	AV	Elec Day	TOTAL	AV	Elec Day	TOTAL

WARREN

01	541	19	16	35	143	54	197	68	39	107
03	536	32	15	47	159	60	219	45	34	79
04	433	15	8	23	117	70	187	29	39	68
05	445	23	14	37	117	39	156	51	29	80
06	540	39	19	58	146	69	215	36	30	66
07	275	9	4	13	80	34	114	26	20	46
08	294	14	14	28	61	45	106	30	20	50
09	339	6	4	10	86	46	132	27	20	47
10	262	6	12	18	57	44	101	16	22	38
11	9	0	0	0	3	0	3	0	2	2
12	223	18	5	23	61	29	90	18	10	28
13	153	2	3	5	32	30	62	12	13	25
14	559	18	18	36	136	60	196	50	56	106
15	556	20	23	43	157	86	243	49	42	91
17	441	16	17	33	123	59	182	36	29	65
18	138	6	4	10	33	25	58	13	11	24
19	493	24	11	35	107	55	162	28	35	63
20	651	29	12	41	220	60	280	51	20	71
22	693	21	25	46	182	85	267	68	42	110
23	613	36	24	60	173	66	239	39	34	73
24	251	8	7	15	93	31	124	17	9	26
25	399	31	10	41	97	52	149	33	27	60
26	254	9	9	18	69	27	96	18	15	33
27	1,072	64	23	87	366	118	484	99	45	144
28	887	31	26	57	265	85	350	109	59	168
31	881	42	18	60	285	64	349	74	29	103
32	715	38	11	49	258	55	313	77	31	108

33	816	32	39	71	245	88	333	75	58	133
34	354	26	11	37	82	38	120	20	20	40
35	742	32	15	47	275	61	336	64	28	92
36	1,108	53	24	77	314	85	399	146	59	205
38	875	34	17	51	212	103	315	83	39	122
41	850	24	17	41	243	116	359	84	48	132
43	660	46	31	77	196	61	257	69	32	101
44	552	40	17	57	203	34	237	41	21	62
45	582	23	13	36	172	60	232	55	26	81
46	506	15	16	31	153	45	198	59	29	88
47	807	52	28	80	261	100	361	65	35	100
48	416	17	10	27	160	32	192	43	15	58
49	797	44	21	65	285	63	348	80	45	125
50	668	34	31	65	190	67	257	55	42	97
51	888	43	17	60	309	80	389	103	57	160
52	501	23	22	45	158	53	211	40	39	79
53	455	24	17	41	120	58	178	30	22	52
54	690	32	19	51	235	56	291	90	34	124
55	639	20	28	48	172	77	249	75	52	127
56	343	19	15	34	119	26	145	24	17	41
57	574	14	18	32	169	84	253	48	47	95
58	913	32	18	50	285	79	364	88	60	148

27,389	1,255	796	2,051	8,184	2,914	11,098	2,556	1,587	4,143
--------	-------	-----	-------	-------	-------	--------	-------	-------	-------

POLL BOOK
TOTALS

Armand Velardo
AV Elec Day TOTAL

Kathryn A. George
AV Elec Day TOTAL

Lynn M. Maison
AV Elec Day TOTAL

WASHINGTON TOWNSHIP

01	557	18	31	49	124	91	215	58	37	95
02	1,154	56	28	84	405	163	568	106	37	143
03	1,069	51	44	95	265	149	414	88	73	161
04	754	40	38	78	230	114	344	44	39	83
05	1,076	32	42	74	343	182	525	63	51	114
06	1,145	85	38	123	412	102	514	117	44	161
07	1,031	58	67	125	298	143	441	101	39	140
08	879	47	28	75	281	119	400	84	36	120
09	514	20	21	41	113	81	194	37	29	66
10	661	43	27	70	181	109	290	54	27	81
11	649	26	30	56	209	92	301	56	22	78
	9,489	476	394	870	2,861	1,345	4,206	808	434	1,242

TOTALS

212,513	11,156	7,190	18,346	61,231	25,015	86,246	20,609	12,191	32,800
---------	--------	-------	--------	--------	--------	--------	--------	--------	--------

MICHIGAN DEPARTMENT OF STATE
Bureau Of Elections
P.O. Box 20126
Lansing, Michigan 48901
Phone: (517) 335-3234

County: **MACOMB**

County Code: **(50)**

OFFICIAL COUNTY VOTE TOTALS

(Summary of County Canvasser's Statement)

Primary Election

Tuesday, August 4, 2020

Return To: MICHIGAN DEPARTMENT OF
STATE
Bureau Of Elections
P.O. Box 20126
Lansing, Michigan 48901
Phone: (517) 335-3234

I M P O R T A N T N O T E S

- Check for candidate name omissions on this form by comparing it against the candidate names printed on the county's ballots. If an omission is found, contact the Department of State's Bureau of Elections in Lansing.
- Double check all entries for errors. There can be no discrepancies in the totals recorded on this form, the totals entered on the Official County Canvassers' Statement and the precinct results certified for your county. Complete accuracy is of extreme importance as the totals entered on this form represent the official record of the election.
- Submit a copy of the supporting precinct-by-precinct results certified for your county.
- Affix all required signatures and county seal on the last page.
- Mail the original copy of this form, along with the precinct-by-precinct results, to the Department of State's Bureau of Elections as soon as it is completed.

POLL BOOK TOTAL/VOTER TURNOUT

The TOTAL NUMBER OF PEOPLE voting at this election as shown by the POLL BOOK (VOTER TURNOUT)
was **TWO HUNDRED TWELVE THOUSAND FIVE HUNDRED THIRTEEN** (212513).

MICHIGAN DEPARTMENT OF STATE
Bureau Of Elections
P.O. Box 20126
Lansing, Michigan 48901
Phone: (517) 335-3234

OFFICIAL COUNTY VOTE TOTALS
(Summary of County Canvasser's Statement)
Primary Election
Tuesday, August 4, 2020

County: **MACOMB (50)** (Office Code: 05000000):

United States Senator 6 Year Term (1) Position

			Number of Votes
DEM	Peters, Gary	received NINETY THOUSAND SEVEN HUNDRED FORTY SEVEN	votes. 90747
REP	James, John	received NINETY THREE THOUSAND FIVE HUNDRED SIX	votes. 93506

The total number of votes cast for (Office Code: 05000000):
United States Senator 6 Year Term (1) Position

was **ONE HUNDRED EIGHTY FOUR THOUSAND TWO HUNDRED FIFTY THREE**

votes. 184253

(Enter the sum of the votes cast for ONLY the candidates listed above. DO NOT include write-in votes cast for individuals who did not submit a Declaration of Intent form.)

MICHIGAN DEPARTMENT OF STATE
Bureau Of Elections
P.O. Box 20126
Lansing, Michigan 48901
Phone: (517) 335-3234

OFFICIAL COUNTY VOTE TOTALS
(Summary of County Canvasser's Statement)
Primary Election
Tuesday, August 4, 2020

County: **MACOMB (50) (Office Code: 06009000):**

9th District Representative in Congress 2 Year Term (1) Position

		Number of Votes
DEM	Levin, Andy	received SIXTY THOUSAND ONE HUNDRED SIXTEEN
		votes. 60116
REP	Grossbard, Gabi	received FIFTEEN THOUSAND TWO HUNDRED NINETY SEVEN
		votes. 15297
REP	Langworthy, Charles J.	received TWENTY THREE THOUSAND TWO HUNDRED THREE
		votes. 23203
REP	Write-In Troszak, Douglas Allen	received ZERO
		votes. 0

The total number of votes cast for (Office Code: 06009000):

9th District Representative in Congress 2 Year Term (1) Position

votes. 98616

was **NINETY EIGHT THOUSAND SIX HUNDRED SIXTEEN**

(Enter the sum of the votes cast for ONLY the candidates listed above. DO NOT include write-in votes cast for individuals who did not submit a Declaration of Intent form.)

MICHIGAN DEPARTMENT OF STATE
Bureau Of Elections
P.O. Box 20126
Lansing, Michigan 48901
Phone: (517) 335-3234

OFFICIAL COUNTY VOTE TOTALS
(Summary of County Canvasser's Statement)
Primary Election
Tuesday, August 4, 2020

County: **MACOMB (50)** (Office Code: **06010000**):

10th District Representative in Congress 2 Year Term (1) Position

		Number of Votes
		votes. 15095
DEM Bizon, Kimberly	received FIFTEEN THOUSAND NINETY FIVE	
		votes. 14024
DEM Noland, Kelly L.	received FOURTEEN THOUSAND TWENTY FOUR	
		votes. 14419
REP Hernandez, Shane	received FOURTEEN THOUSAND FOUR HUNDRED NINETEEN	
		votes. 26456
REP McClain, Lisa	received TWENTY SIX THOUSAND FOUR HUNDRED FIFTY SIX	
		votes. 15006
REP Slocum, Doug	received FIFTEEN THOUSAND SIX	

The total number of votes cast for (Office Code: **06010000**):
10th District Representative in Congress 2 Year Term (1) Position

votes. 85000

was **EIGHTY FIVE THOUSAND**

(Enter the sum of the votes cast for ONLY the candidates listed above. DO NOT include write-in votes cast for individuals who did not submit a Declaration of Intent form.)

MICHIGAN DEPARTMENT OF STATE
Bureau Of Elections
P.O. Box 20126
Lansing, Michigan 48901
Phone: (517) 335-3234

OFFICIAL COUNTY VOTE TOTALS
(Summary of County Canvasser's Statement)
Primary Election
Tuesday, August 4, 2020

County: **MACOMB (50)** (Office Code: 08018000):

18th District Representative in State Legislature 2 Year Term (1) Position Files In MACOMB County

		Number of Votes
	received ONE THOUSAND SIX HUNDRED FIFTY FIVE	votes. 1655
DEM Biange, Patrick		
	received NINE THOUSAND SEVEN HUNDRED FIFTEEN	votes. 9715
DEM Hertel, Kevin		
	received TWO THOUSAND SEVEN	votes. 2007
DEM Jeffery, Christopher		
	received TWO THOUSAND SEVEN HUNDRED SEVENTY FIVE	votes. 2775
REP Babat, Michael		
	received ONE THOUSAND NINE HUNDRED THIRTY THREE	votes. 1933
REP Hakola, Brian K.		
	received TWO THOUSAND SEVEN HUNDRED SEVENTY ONE	votes. 2771
REP Timmon, Christine		

The total number of votes cast for (Office Code: 08018000):

18th District Representative in State Legislature 2 Year Term (1) Position Files In MACOMB County

votes. **20856**

was **TWENTY THOUSAND EIGHT HUNDRED FIFTY SIX**

(Enter the sum of the votes cast for ONLY the candidates listed above. DO NOT include write-in votes cast for individuals who did not submit a Declaration of Intent form.)

MICHIGAN DEPARTMENT OF STATE
Bureau Of Elections
P.O. Box 20126
Lansing, Michigan 48901
Phone: (517) 335-3234

OFFICIAL COUNTY VOTE TOTALS

(Summary of County Canvasser's Statement)

Primary Election

Tuesday, August 4, 2020

County: **MACOMB** (50) (Office Code: 08022000):

22nd District Representative in State Legislature 2 Year Term (1) Position Files In MACOMB County

DEM	Anderson, Michael James	received	ONE THOUSAND NINE HUNDRED NINETY SIX	votes.	1996
DEM	Nelson, Ryan	received	TWO THOUSAND THREE HUNDRED TWENTY SEVEN	votes.	2327
DEM	Steenland, Richard M.	received	FOUR THOUSAND FIVE HUNDRED FIFTY SEVEN	votes.	4557
REP	Bonnell, Jeff	received	TWO THOUSAND FIVE HUNDRED FORTY EIGHT	votes.	2548
REP	Warner, Steven G.	received	TWO THOUSAND SIX HUNDRED SIXTY SEVEN	votes.	2667

The total number of votes cast for (Office Code: 08022000):

**The total number of votes cast for (Office Code: 08022000):
22nd District Representative in State Legislature 2 Year Term (1) Position Files In MACOMB County**

votes. 14095

was **FOURTEEN THOUSAND NINETY FIVE**

was **FOURTEEN THOUSAND NINETY FIVE**
(Enter the sum of the votes cast for ONLY the candidates listed above. DO NOT include write-in votes cast for individuals who did not submit a Declaration of Intent form.)

MICHIGAN DEPARTMENT OF STATE
Bureau Of Elections
P.O. Box 20126
Lansing, Michigan 48901
Phone: (517) 335-3234

OFFICIAL COUNTY VOTE TOTALS
(Summary of County Canvasser's Statement)
Primary Election
Tuesday, August 4, 2020

County: **MACOMB (50)** (Office Code: 08024000):

24th District Representative in State Legislature 2 Year Term (1) Position Files In MACOMB County

		Number of Votes
DEM Bronson, Alex	received THREE THOUSAND ONE HUNDRED EIGHTY TWO	votes. 3182
DEM Woodman, Michelle	received SIX THOUSAND NINETY THREE	votes. 6093
REP Marino, Steve	received NINE THOUSAND EIGHT HUNDRED SIXTY ONE	votes. 9861
REP Revoir, William J.	received ONE THOUSAND NINE HUNDRED TWENTY	votes. 1920

The total number of votes cast for (Office Code: 08024000):

24th District Representative in State Legislature 2 Year Term (1) Position Files In MACOMB County

votes. **21056**

was **TWENTY ONE THOUSAND FIFTY SIX**

(Enter the sum of the votes cast for ONLY the candidates listed above. DO NOT include write-in votes cast for individuals who did not submit a Declaration of Intent form.)

MICHIGAN DEPARTMENT OF STATE
Bureau Of Elections
P.O. Box 20126
Lansing, Michigan 48901
Phone: (517) 335-3234

OFFICIAL COUNTY VOTE TOTALS
(Summary of County Canvasser's Statement)
Primary Election
Tuesday, August 4, 2020

County: **MACOMB (50)** (Office Code: 08025000):

25th District Representative in State Legislature 2 Year Term (1) Position Files In MACOMB County

		Number of Votes
DEM Shannon, Nate	received TEN THOUSAND ONE HUNDRED FORTY SEVEN	votes. 10147
REP Early, Jazmine M.	received TWO THOUSAND FIVE HUNDRED FIFTY TWO	votes. 2552
REP Smith, Paul M.	received THREE THOUSAND SIXTY	votes. 3060
REP Wiley, Adam	received TWO THOUSAND SIX HUNDRED EIGHTY ONE	votes. 2681

The total number of votes cast for (Office Code: 08025000):

25th District Representative in State Legislature 2 Year Term (1) Position Files In MACOMB County

votes. **18440**

was **EIGHTEEN THOUSAND FOUR HUNDRED FORTY**

(Enter the sum of the votes cast for ONLY the candidates listed above. DO NOT include write-in votes cast for individuals who did not submit a Declaration of Intent form.)

MICHIGAN DEPARTMENT OF STATE
Bureau Of Elections
P.O. Box 20126
Lansing, Michigan 48901
Phone: (517) 335-3234

OFFICIAL COUNTY VOTE TOTALS
(Summary of County Canvasser's Statement)
Primary Election
Tuesday, August 4, 2020

County: **MACOMB (50)** (Office Code: 08028000):

28th District Representative in State Legislature 2 Year Term (1) Position Files In MACOMB County

		Number of Votes
DEM Massad, William S.	received ONE THOUSAND ONE HUNDRED SIXTY	votes. 1160
DEM Stone, Lori M.	received EIGHT THOUSAND THREE HUNDRED SIXTEEN	votes. 8316
REP Colegio, Stephen	received THREE THOUSAND ONE HUNDRED TWENTY	votes. 3120
REP Frost, Clifford	received ONE THOUSAND SEVEN HUNDRED FORTY EIGHT	votes. 1748

The total number of votes cast for (Office Code: 08028000):

28th District Representative in State Legislature 2 Year Term (1) Position Files In MACOMB County

votes. **14344**

was **FOURTEEN THOUSAND THREE HUNDRED FORTY FOUR**

(Enter the sum of the votes cast for ONLY the candidates listed above. DO NOT include write-in votes cast for individuals who did not submit a Declaration of Intent form.)

MICHIGAN DEPARTMENT OF STATE
Bureau Of Elections
P.O. Box 20126
Lansing, Michigan 48901
Phone: (517) 335-3234

OFFICIAL COUNTY VOTE TOTALS
(Summary of County Canvasser's Statement)
Primary Election
Tuesday, August 4, 2020

County: **MACOMB (50)** (Office Code: 08030000):

30th District Representative in State Legislature 2 Year Term (1) Position Files In MACOMB County

		Number of Votes
DEM Chehab, Michael A.	received SIX THOUSAND SEVEN HUNDRED SEVENTY	votes. 6770
REP Farrington, Diana	received EIGHT THOUSAND THREE HUNDRED FIFTY FOUR	votes. 8354

The total number of votes cast for (Office Code: 08030000):

30th District Representative in State Legislature 2 Year Term (1) Position Files In MACOMB County

votes. **15124**

was **FIFTEEN THOUSAND ONE HUNDRED TWENTY FOUR**

(Enter the sum of the votes cast for ONLY the candidates listed above. DO NOT include write-in votes cast for individuals who did not submit a Declaration of Intent form.)

MICHIGAN DEPARTMENT OF STATE
Bureau Of Elections
P.O. Box 20126
Lansing, Michigan 48901
Phone: (517) 335-3234

OFFICIAL COUNTY VOTE TOTALS
(Summary of County Canvasser's Statement)
Primary Election
Tuesday, August 4, 2020

County: **MACOMB (50) (Office Code: 08031000):**

31st District Representative in State Legislature 2 Year Term (1) Position Files In MACOMB County

			Number of Votes
DEM	Robertson, Michelle	received FOUR THOUSAND SIX HUNDRED EIGHTY FIVE	votes. 4685
DEM	Sowerby, William J.	received SIX THOUSAND THREE HUNDRED	votes. 6300
REP	Negipe, Austin James	received TWO THOUSAND EIGHT HUNDRED SEVENTY EIGHT	votes. 2878
REP	Valerio-Nowc, Lisa	received FOUR THOUSAND THREE HUNDRED THIRTY EIGHT	votes. 4338

The total number of votes cast for (Office Code: 08031000):

31st District Representative in State Legislature 2 Year Term (1) Position Files In MACOMB County

votes. **18201**

was **EIGHTEEN THOUSAND TWO HUNDRED ONE**

(Enter the sum of the votes cast for ONLY the candidates listed above. DO NOT include write-in votes cast for individuals who did not submit a Declaration of Intent form.)

MICHIGAN DEPARTMENT OF STATE
Bureau Of Elections
P.O. Box 20126
Lansing, Michigan 48901
Phone: (517) 335-3234

OFFICIAL COUNTY VOTE TOTALS
(Summary of County Canvasser's Statement)
Primary Election
Tuesday, August 4, 2020

County: **MACOMB (50)** (Office Code: 08032000):

32nd District Representative in State Legislature 2 Year Term (1) Position

		Number of Votes
DEM Boucher, Justin	received FIVE THOUSAND THIRTY FOUR	votes. 5034
REP Hornberger, Pamela	received FOUR THOUSAND SEVEN HUNDRED TWENTY EIGHT	votes. 4728
REP Mikula, Brandon J.	received TWO THOUSAND SIX HUNDRED ONE	votes. 2601

The total number of votes cast for (Office Code: 08032000):

32nd District Representative in State Legislature 2 Year Term (1) Position

votes. 12363

was **TWELVE THOUSAND THREE HUNDRED SIXTY THREE**

(Enter the sum of the votes cast for ONLY the candidates listed above. DO NOT include write-in votes cast for individuals who did not submit a Declaration of Intent form.)

MICHIGAN DEPARTMENT OF STATE
Bureau Of Elections
P.O. Box 20126
Lansing, Michigan 48901
Phone: (517) 335-3234

OFFICIAL COUNTY VOTE TOTALS
(Summary of County Canvasser's Statement)
Primary Election
Tuesday, August 4, 2020

County: **MACOMB (50)** (Office Code: 08033000):

33rd District Representative in State Legislature 2 Year Term (1) Position Files In MACOMB County

		Number of Votes
DEM Jabari, Olu	received SEVEN THOUSAND ONE HUNDRED FOUR	votes. 7104
REP Yaroch, Jeff	received THIRTEEN THOUSAND FIVE HUNDRED FIFTY SEVEN	votes. 13557

The total number of votes cast for (Office Code: 08033000):

33rd District Representative in State Legislature 2 Year Term (1) Position Files In MACOMB County

votes. **20661**

was **TWENTY THOUSAND SIX HUNDRED SIXTY ONE**

(Enter the sum of the votes cast for ONLY the candidates listed above. DO NOT include write-in votes cast for individuals who did not submit a Declaration of Intent form.)

MICHIGAN DEPARTMENT OF STATE
Bureau Of Elections
P.O. Box 20126
Lansing, Michigan 48901
Phone: (517) 335-3234

OFFICIAL COUNTY VOTE TOTALS
(Summary of County Canvasser's Statement)
Primary Election
Tuesday, August 4, 2020

County: **MACOMB (50)** (Office Code: 08036000):

36th District Representative in State Legislature 2 Year Term (1) Position Files In MACOMB County

		Number of Votes
DEM Murphy, Robert	received FIVE THOUSAND NINE HUNDRED FORTY NINE	votes. 5949
REP Wozniak, Douglas C.	received FIFTEEN THOUSAND SIX HUNDRED TWENTY EIGHT	votes. 15628

The total number of votes cast for (Office Code: 08036000):

36th District Representative in State Legislature 2 Year Term (1) Position Files In MACOMB County

votes. 21577

was TWENTY ONE THOUSAND FIVE HUNDRED SEVENTY SEVEN

(Enter the sum of the votes cast for ONLY the candidates listed above. DO NOT include write-in votes cast for individuals who did not submit a Declaration of Intent form.)

MICHIGAN DEPARTMENT OF STATE
Bureau Of Elections
P.O. Box 20126
Lansing, Michigan 48901
Phone: (517) 335-3234

OFFICIAL COUNTY VOTE TOTALS
(Summary of County Canvasser's Statement)
Primary Election
Tuesday, August 4, 2020

County: **MACOMB (50) (Office Code: 17050000):**

MACOMB Judge of Probate Court Incumbent 6 Year Term (1) Position Files With County

			Number of Votes
George, Kathryn A.	received	EIGHTY SIX THOUSAND TWO HUNDRED FORTY SIX	votes. 86246
Maison, Lynn M.	received	THIRTY TWO THOUSAND EIGHT HUNDRED	votes. 32800
Velardo, Armand	received	EIGHTEEN THOUSAND THREE HUNDRED FORTY SIX	votes. 18346

The total number of votes cast for (Office Code: 17050000):

MACOMB Judge of Probate Court Incumbent 6 Year Term (1) Position Files With County

was **ONE HUNDRED THIRTY SEVEN THOUSAND THREE HUNDRED NINETY TWO**

votes. **137392**

(Enter the sum of the votes cast for ONLY the candidates listed above. DO NOT include write-in votes cast for individuals who did not submit a Declaration of Intent form.)

MICHIGAN DEPARTMENT OF STATE
Bureau Of Elections
P.O. Box 20126
Lansing, Michigan 48901
Phone: (517) 335-3234


OFFICIAL COUNTY VOTE TOTALS
(Summary of County Canvasser's Statement)
Primary Election
Tuesday, August 4, 2020

State of Michigan County of MACOMB ss.

We Hereby Certify, That the foregoing is a correct transcript of the Statement of the Board of County Canvassers, of the County of MACOMB, of the votes given in such County for the indicated candidates at the Primary Election held on Tuesday, August 4, 2020, as appears from the original statement on file in the office of the County Clerk.

In Witness Whereof, we have hereunto set our hands and caused to be affixed the Seal of the Circuit Court for the County of MACOMB.

Barbara Van Dyke Doni Mabe Board of County
Canvassers'
David Strick Michelle DeBourmont Signatures



Attest:

Traci Miller

Clerk of the Board of County
Canvassers

8-14-2020

Date Certified



Election Results

U.S. Senator

One 6-year term

Official results, updated August 14, 12:39 PM

[Race List](#) | [Race Summary](#) | [Race Details](#) | [Race Details \(Printer Friendly\)](#)

Democratic Party			
343 of 343 (100.0%) precincts reporting*			
Gary Peters	DEM	90,747	100.0%

Republican Party			
343 of 343 (100.0%) precincts reporting*			
John James	REP	93,506	100.0%

*Please Note: A precinct will not display in the percent of precincts reporting until both election day and AV (absentee) results are recorded for that precinct.



Election Results

U.S. Senator One 6-year term

Official results, updated August 14, 12:39 PM

[Race List](#) | [Race Summary](#) | [Race Details](#) | [Race Details \(Printer Friendly\)](#)

POLL BOOK TOTALS	Gary Peters (DEM)			John James (REP)		
	AV	Elec Day	TOTAL	AV	Elec Day	TOTAL
ARMADA TOWNSHIP						
01 1,092	138	38	176	321	334	655
02 775	81	19	100	170	321	491
1,867	219	57	276	491	655	1,146

POLL BOOK TOTALS		Gary Peters (DEM)			John James (REP)		
		AV	Elec Day	TOTAL	AV	Elec Day	TOTAL
BRUCE TOWNSHIP							
01	581	117	42	159	125	185	310
02	1,080	156	42	198	283	418	701
03	687	96	37	133	189	222	411
04	824	97	31	128	213	342	555
3,172		466	152	618	810	1,167	1,977

POLL BOOK TOTALS		Gary Peters (DEM)			John James (REP)		
		AV	Elec Day	TOTAL	AV	Elec Day	TOTAL
CENTER LINE							
01	422	150	79	229	49	102	151
02	345	158	68	226	40	39	79
03	455	179	100	279	46	83	129
04	250	93	37	130	44	40	84
05	240	85	48	133	18	62	80
1,712		665	332	997	197	326	523

	POLL BOOK TOTALS	Gary Peters (DEM)			John James (REP)		
		AV	Elec Day	TOTAL	AV	Elec Day	TOTAL
CHESTERFIELD TOWNSHIP							
01	786	244	33	277	223	158	381
02	726	203	61	264	189	164	353

03	587	151	30	181	159	166	325
04	495	170	33	203	131	99	230
05	684	216	52	268	164	160	324
06	591	155	42	197	156	171	327
07	477	129	39	168	120	123	243
08	558	143	32	175	159	132	291
09	633	209	31	240	199	123	322
10	968	223	28	251	374	223	597
11	492	155	27	182	121	129	250
12	564	180	65	245	105	138	243
13	790	239	66	305	218	185	403
14	426	121	35	156	107	110	217
15	891	263	63	326	281	201	482
16	669	180	44	224	214	151	365
17	295	111	61	172	38	45	83
18	468	131	44	175	103	108	211
19	462	154	41	195	78	128	206
<hr/>							
	11,562	3,377	827	4,204	3,139	2,714	5,853

POLL BOOK TOTALS		Gary Polars (DEM)			John James (REP)		
		AV	Elec Day	TOTAL	AV	Elec Day	TOTAL
CLINTON TOWNSHIP							
01	584	223	49	272	136	89	225
02	245	83	22	105	63	42	105
03	491	207	58	265	87	68	155
04	174	60	20	80	41	31	72
05	370	200	131	331	10	11	21
06	586	257	93	350	96	85	181
07	262	95	31	126	58	46	104
08	469	132	68	200	90	101	191
09	326	100	58	158	56	67	123
10	566	165	29	194	171	125	296
11	455	178	68	246	82	72	154
12	253	101	28	129	35	54	89
13	534	179	77	256	75	121	196
14	233	71	32	103	58	52	110
15	449	134	61	195	81	110	191
16	646	245	60	305	152	93	245
17	471	159	52	211	91	104	195
18	506	148	33	181	121	107	228
19	685	196	33	229	227	123	350

20	93	37	23	60	10	16	26
21	349	144	55	199	60	37	97
22	535	266	80	346	82	46	128
23	791	284	57	341	204	120	324
24	477	158	45	203	117	83	200
25	557	235	55	290	105	88	193
26	666	204	68	272	171	125	296
27	608	201	23	224	198	102	300
28	423	205	76	281	54	35	89
29	775	288	36	324	213	126	339
30	535	220	67	287	105	72	177
31	629	233	83	316	131	99	230
32	451	156	41	197	124	70	194
33	864	378	63	441	214	115	329
34	519	248	77	325	60	66	126
35	1,114	405	80	485	344	145	489
36	646	224	98	322	150	70	220
37	874	343	51	394	225	109	334
38	559	191	43	234	138	102	240
39	601	222	32	254	163	85	248
40	832	314	66	380	203	120	323
41	630	206	49	255	154	117	271
42	608	254	81	335	131	60	191
43	335	100	22	122	92	70	162
44	1,099	372	68	440	328	165	493
45	690	226	53	279	194	105	299
46	1,150	447	95	542	365	94	459
<hr/>							
	25,715	9,494	2,590	12,084	6,065	3,943	10,008

POLL BOOK TOTALS		Gary Peters (DEM)			John James (REP)		
		AV	Elec Day	TOTAL	AV	Elec Day	TOTAL
EASTPOINTE							
01	416	196	91	287	48	36	84
02	610	328	118	446	61	60	121
03	538	212	105	317	82	72	154
04	512	219	120	339	78	51	129
05	500	208	116	324	53	77	130
06	519	231	119	350	63	37	100
07	511	260	147	407	39	15	54
08	675	385	187	572	38	17	55
09	463	279	106	385	31	16	47
10							

	331	125	85	210	54	37	91
11	480	234	113	347	55	45	100
12	811	378	183	561	118	69	187
13	291	145	72	217	32	24	56
14	577	319	117	436	67	27	94
	7,234	3,519	1,679	5,198	819	583	1,402

POLL BOOK TOTALS	Gary Peters (DEM)			John James (REP)		
	AV	Elec Day	TOTAL	AV	Elec Day	TOTAL

FRASER

01	421	130	63	193	79	101	180
02	645	203	64	267	176	139	315
03	744	310	76	386	144	117	261
04	573	204	77	281	98	120	218
05	176	75	19	94	34	35	69
06	787	280	71	351	184	150	334
07	409	160	54	214	88	62	150
	3,755	1,362	424	1,786	803	724	1,527

POLL BOOK TOTALS	Gary Peters (DEM)			John James (REP)		
	AV	Elec Day	TOTAL	AV	Elec Day	TOTAL

GROSSE POINTE SHORES

03	30	N/R	8	8	N/R	19	19
	30	N/R	8	8	N/R	19	19

POLL BOOK TOTALS	Gary Peters (DEM)			John James (REP)		
	AV	Elec Day	TOTAL	AV	Elec Day	TOTAL

HARRISON TOWNSHIP

01	704	194	88	282	183	132	315
02	860	282	85	367	195	152	347
03	820	166	68	234	218	205	423
04	862	221	72	293	249	178	427
05	972	150	34	184	364	251	615
06	907	208	88	296	283	176	459
07	923	194	58	252	280	223	503
08	530	178	69	247	97	104	201
09	835	152	33	185	291	201	492
10	762	166	49	215	207	193	400
	8,175	1,911	644	2,555	2,367	1,815	4,182

POLL BOOK TOTALS	Gary Peters (DEM)			John James (REP)		
	AV	Elec Day	TOTAL	AV	Elec Day	TOTAL

LENOX TOWNSHIP

01	503	100	26	126	137	157	294
02	634	179	54	233	140	175	315
03	574	241	68	309	68	142	210
04	246	75	54	129	30	69	99
	1,957	595	202	797	375	543	918

POLL BOOK TOTALS		Gary Peters (DEM)			John James (REP)		
		AV	Elec Day	TOTAL	AV	Elec Day	TOTAL
MACOMB TOWNSHIP							
01	541	140	26	166	170	143	313
02	674	185	58	243	156	172	328
03	599	140	45	185	148	188	336
04	649	184	49	233	155	173	328
05	777	241	58	299	215	178	393
06	589	204	37	241	183	99	282
07	592	161	45	206	160	144	304
08	654	220	45	265	200	124	324
09	466	93	16	109	164	123	287
10	477	174	65	239	89	85	174
11	761	187	78	265	208	202	410
12	740	249	57	306	208	149	357
13	669	171	54	225	161	210	371
14	777	195	44	239	228	195	423
15	850	210	29	239	333	164	497
16	899	251	51	302	264	221	485
17	780	248	49	297	225	174	399
18	473	174	51	225	98	90	188
19	286	124	39	163	53	47	100
20	683	196	56	252	191	173	364
21	851	255	28	283	308	140	448
22	798	232	29	261	280	144	424
23	773	207	21	228	333	111	444
24	936	304	35	339	368	99	467
25	491	129	35	164	149	119	268
26	450	102	40	142	136	107	243
27	796	212	48	260	226	215	441
28	532	128	55	183	138	158	296
29	572	183	81	264	141	106	247
30	664	172	61	233	207	176	383
31	502	127	26	153	137	142	279
32	634	157	30	187	176	181	357
33							

	464	150	23	173	134	87	221
34	560	161	35	196	137	157	294
35	616	200	70	270	148	146	294
36	487	142	34	176	136	111	247
37	607	141	31	172	180	169	349
	23,669	6,749	1,634	8,383	6,943	5,422	12,365

	Gary Peters (DEM)			John James (REP)		
POLL BOOK TOTALS	AV	Elec Day	TOTAL	AV	Elec Day	TOTAL

MEMPHIS

01	186	N/A	56	56	N/A	115	115
	186	N/A	56	56	N/A	115	115

	Gary Peters (DEM)			John James (REP)		
POLL BOOK TOTALS	AV	Elec Day	TOTAL	AV	Elec Day	TOTAL

MOUNT CLEMENS

01	386	179	121	300	18	32	50
02	639	216	141	357	61	141	202
03	781	284	165	449	93	152	245
04	379	154	75	229	40	60	100
06	800	349	177	526	68	103	171
09	720	250	88	338	120	156	276
	3,705	1,432	767	2,199	400	644	1,044

	Gary Peters (DEM)			John James (REP)		
POLL BOOK TOTALS	AV	Elec Day	TOTAL	AV	Elec Day	TOTAL

NEW BALTIMORE

01	479	138	49	187	93	152	245
02	374	104	21	125	94	113	207
03	853	202	77	279	201	278	479
04	702	236	55	291	161	186	347
05	626	182	56	238	134	188	322
	3,034	862	258	1,120	683	917	1,600

	Gary Peters (DEM)			John James (REP)		
POLL BOOK TOTALS	AV	Elec Day	TOTAL	AV	Elec Day	TOTAL

RAY TOWNSHIP

01	614	66	26	92	203	199	402
02	835	107	45	152	236	291	527
	1,449	173	71	244	439	490	929

	Gary Peters (DEM)			John James (REP)		
POLL BOOK TOTALS	AV	Elec Day	TOTAL	AV	Elec Day	TOTAL

RICHMOND CITY

01	837	214	63	277	207	275	482
02	641	148	54	202	161	205	366
	1,478	362	117	479	368	480	848

POLL BOOK TOTALS		Gary Peters (DEM)				John James (REP)	
	AV	Elec Day	TOTAL	AV	Elec Day	TOTAL	

RICHMOND TOWNSHIP

01	474	N/A	85	85	N/A	339	339
02	473	N/A	109	109	N/A	328	328
	947	N/A	194	194	N/A	667	667

POLL BOOK TOTALS		Gary Peters (DEM)				John James (REP)	
	AV	Elec Day	TOTAL	AV	Elec Day	TOTAL	

ROSEVILLE

01	553	186	102	288	94	105	199
02	832	340	126	466	136	135	271
03	558	256	120	376	49	77	126
04	336	144	57	201	51	50	101
05	500	211	72	283	78	82	160
06	722	246	98	344	128	153	281
07	740	297	115	412	106	135	241
08	731	312	91	403	116	125	241
09	828	288	103	391	150	163	313
10	403	144	56	200	53	96	149
11	558	213	81	294	91	96	187
12	506	200	74	274	94	71	165
13	296	107	47	154	38	51	89
14	456	160	72	232	72	88	160
15	687	324	110	434	102	61	163
	8,706	3,428	1,324	4,752	1,358	1,488	2,846

POLL BOOK TOTALS		Gary Peters (DEM)				John James (REP)	
	AV	Elec Day	TOTAL	AV	Elec Day	TOTAL	

SHELBY TOWNSHIP

01	1,026	169	37	206	356	257	613
02	813	143	40	183	265	237	502
03	365	71	29	100	99	125	224
04	684	135	40	175	254	147	401
05	513	146	26	172	160	73	233
06	440	131	38	169	87	106	193
07	828	154	44	198	244	211	455
08	418	67	21	88	126	121	247
09							

	382	107	46	153	82	104	186
	533	124	28	152	168	137	305
10	653	173	41	214	165	171	336
11	560	78	28	106	203	163	366
12	413	64	32	96	127	114	241
13	812	157	53	210	253	214	467
14	875	174	59	233	261	236	497
15	1,132	230	42	272	463	200	663
16	876	168	60	228	247	231	478
17	658	175	32	207	206	125	331
18	593	119	48	167	198	128	326
19	491	113	25	138	153	89	242
20	307	107	60	167	44	56	100
21	1,161	242	30	272	428	252	680
22	955	146	33	179	371	252	623
23	1,273	193	59	252	484	320	804
24	875	189	36	225	322	181	503
25	792	232	34	266	254	126	380
26	807	242	58	300	228	158	386
27	944	301	22	323	332	136	468
28	478	104	29	133	140	130	270
29	618	119	31	150	212	148	360
30							
	21,275	4,573	1,161	5,734	6,932	4,948	11,880

POLL BOOK TOTALS		Gary Peters (DEM)			John James (REP)		
		AV	Rec Day	TOTAL	AV	Rec Day	TOTAL
ST. CLAIR SHORES							
01	1,149	425	111	536	328	175	503
02	981	389	97	486	230	134	364
03	878	368	118	486	133	173	306
04	900	337	109	446	206	150	356
05	816	330	151	481	105	163	268
06	776	362	139	501	113	82	195
07	489	198	69	267	91	75	166
08	743	277	90	367	148	126	274
09	487	166	61	227	98	94	192
10	832	333	88	421	172	144	316
11	366	149	26	175	86	68	154
12	992	364	86	450	244	186	430
13	1,158	367	79	446	331	220	551
14	321	121	39	160	58	73	131
15							

	896	340	92	432	184	158	342
16	817	284	87	371	187	160	347
17	983	338	83	421	266	197	463
18	718	248	65	313	170	144	314
19	615	197	80	277	153	112	265
20	427	175	40	215	106	60	166
21	660	220	83	303	168	128	296
22	554	166	71	237	112	156	268
23	677	254	81	335	138	135	273
	17,235	6,408	1,945	8,353	3,827	3,113	6,940

POLL BOOK TOTALS	Gary Peters (DEM)			John James (REP)		
	AV	Elec Day	TOTAL	AV	Elec Day	TOTAL

STERLING HEIGHTS

01	456	175	72	247	90	72	162
02	720	297	103	400	135	120	255
03	842	361	92	453	159	117	276
04	1,002	424	114	538	204	151	355
05	914	370	104	474	198	131	329
06	518	186	34	220	122	107	229
07	712	288	74	362	156	134	290
08	589	233	62	295	125	112	237
09	331	118	39	157	70	68	138
10	763	284	74	358	179	138	317
11	440	164	63	227	102	78	180
12	850	325	83	408	192	154	346
13	477	194	61	255	114	70	184
14	413	180	56	236	80	60	140
15	429	151	28	179	125	87	212
16	441	173	56	229	86	78	164
17	471	189	49	238	103	93	196
18	778	324	73	397	171	124	295
19	785	310	92	402	162	135	297
20	711	294	47	341	160	138	298
21	411	155	40	195	75	86	161
22	494	162	53	215	113	106	219
23	513	189	47	236	115	114	229
24	499	186	32	218	90	129	219
25	870	334	72	406	206	176	382
26	822	292	38	330	243	162	405
27	700	262	53	315	144	162	306
28							

	703	267	59	326	172	141	313
29	612	211	45	256	129	149	278
30	362	132	41	173	83	58	141
31	362	136	52	188	62	68	130
32	185	70	22	92	28	48	76
33	584	225	40	265	152	109	261
34	730	229	54	283	187	188	375
35	350	134	35	169	49	87	136
36	803	319	46	365	209	157	366
37	682	263	67	330	166	132	298
38	881	362	77	439	222	126	348
39	603	225	44	269	116	157	273
40	295	91	30	121	68	71	139
41	448	143	55	198	86	118	204
42	614	203	44	247	174	142	316
43	1,122	416	74	490	336	180	516
44	608	227	35	262	176	100	276
45	781	295	66	361	227	112	339
<hr/>							
	27,676	10,568	2,597	13,165	6,361	5,245	11,606

POLL BOOK TOTALS		Gary Peters (DEM)			John James (REP)		
		AV	Elec Day	TOTAL	AV	Elec Day	TOTAL
UTICA							
01	206	58	31	89	34	53	87
02	434	118	42	160	86	142	228
03	456	170	36	206	88	100	188
<u>1,096</u>		<u>346</u>	<u>109</u>	<u>455</u>	<u>208</u>	<u>295</u>	<u>503</u>

POLL BOOK TOTALS		Gary Peters (DEM)			John James (REP)		
		AV	Elec Day	TOTAL	AV	Elec Day	TOTAL
WARREN							
01	541	259	99	358	64	54	118
03	536	266	114	380	62	48	110
04	433	161	100	261	58	71	129
05	445	213	81	294	47	54	101
06	540	228	93	321	69	88	157
07	275	117	68	185	29	29	58
08	294	103	67	170	33	34	67
09	339	142	72	214	43	43	86
10	262	107	80	187	22	33	55
11	9	4	2	6	0	3	3
12	223	89	49	138	22	26	48

13	153	52	25	77	20	44	64
14	559	221	128	349	83	78	161
15	556	238	105	343	66	75	141
17	441	167	79	246	60	71	131
18	138	65	24	89	12	24	36
19	493	170	114	284	53	83	136
20	651	321	61	382	93	91	184
22	693	250	92	342	131	129	260
23	613	278	70	348	91	93	184
24	251	116	24	140	33	49	82
25	399	150	47	197	60	86	146
26	254	112	62	174	31	20	51
27	1,072	412	108	520	258	152	410
28	887	409	113	522	149	125	274
31	881	403	100	503	176	90	266
32	715	306	59	365	149	98	247
33	816	298	112	410	173	154	327
34	354	141	91	232	42	45	87
35	742	339	81	420	162	81	243
36	1,108	454	127	581	236	140	376
38	875	394	156	550	123	122	245
41	850	354	130	484	128	148	276
43	660	295	79	374	118	103	221
44	552	263	75	338	95	47	142
45	582	252	91	343	115	65	180
46	506	226	69	295	84	68	152
47	807	320	86	406	175	112	287
48	416	214	60	274	69	35	104
49	797	325	68	393	195	112	307
50	668	233	106	339	144	103	247
51	888	347	90	437	215	121	336
52	501	171	47	218	134	89	223
53	455	143	75	218	78	83	161
54	690	242	71	313	169	118	287
55	639	216	102	318	97	150	247
56	343	126	40	166	69	55	124
57	574	207	81	288	95	128	223
58	913	343	89	432	174	184	358
	27,389	11,262	3,962	15,224	4,804	4,054	8,858

POLL BOOK
TOTALS

Gary Peters
(DEM)

John James
(REP)

	AV	Elec Day	TOTAL	AV	Elec Day	TOTAL
WASHINGTON TOWNSHIP						
01	557	97	40	128	173	301
02	1,154	217	46	404	264	668
03	1,069	132	41	301	368	669
04	754	142	51	154	226	380
05	1,076	134	30	360	371	731
06	1,145	174	20	469	234	703
07	1,031	176	28	325	330	655
08	879	162	40	275	234	509
09	514	74	16	112	196	308
10	661	106	35	182	223	405
11	649	89	16	234	187	421
	9,489	1,503	363	1,866	2,944	5,750
TOTALS						
	212,513	69,274	21,473	90,747	50,333	43,173
				93,506		

☐ Yellow in the TOTALS column means precinct hasn't reported
 N/A indicates AV (Absentee) results are included in Elec Day results



Election Results

Representative in Congress - 9th District One 2-year term

Official results, updated August 14, 12:39 PM

[Race List](#) | [Race Summary](#) | [Race Details](#) | [Race Details \(Printer Friendly\)](#)

Democratic Party				
197 of 197 (100.0%) precincts reporting*				
Andy Levin	DEM	60,116	100.0%	<div></div>

Republican Party				
197 of 197 (100.0%) precincts reporting*				
Charles J. Langworthy	REP	23,203	60.3%	<div></div>
Gabi Grossbard	REP	15,297	39.7%	<div></div>

*Please Note: A precinct will not display in the percent of precincts reporting until both election day and AV (absentee) results are recorded for that precinct.



Election Results

Representative in Congress - 9th District One 2-year term

Official results, updated August 14, 12:39 PM

[Race List](#) | [Race Summary](#) | [Race Details](#) | [Race Details \(Printer Friendly\)](#)

		Andy Levin (DEM)			Charles J. Langworthy (REP)			Gabi Grossbard (REP)		
POLL BOOK TOTALS		AV	Elec Day	TOTAL	AV	Elec Day	TOTAL	AV	Elec Day	TOTAL
CENTER LINE										
01	422	155	79	234	22	52	74	23	47	70
02	345	163	68	231	22	29	51	14	10	24
03	455	180	100	280	25	43	68	18	35	53
04	250	98	38	136	31	27	58	13	12	25
05	240	89	48	137	13	37	50	8	25	33
1,712		685	333	1,018	113	188	301	76	129	205
POLL BOOK TOTALS		Andy Levin (DEM)			Charles J. Langworthy (REP)			Gabi Grossbard (REP)		
		AV	Elec Day	TOTAL	AV	Elec Day	TOTAL	AV	Elec Day	TOTAL
CLINTON TOWNSHIP										
01	584	227	48	275	77	47	124	49	34	83
02	245	83	23	106	41	15	56	24	23	47
03	491	215	58	273	58	35	93	32	31	63
04	174	63	19	82	23	17	40	15	12	27
05	370	206	127	333	6	7	13	3	3	6
06	586	258	94	352	37	50	87	47	27	74
07	262	98	29	127	45	26	71	12	15	27
08	469	138	70	208	50	54	104	32	40	72
09	326	100	57	157	41	50	91	12	20	32
10	566	166	28	194	85	54	139	72	66	138
11	455	177	68	245	34	41	75	42	32	74
12	253	103	29	132	25	31	56	9	18	27
13	534	183	74	257	39	77	116	39	40	79
14	233	70	32	102	36	23	59	19	27	46
15	449	133	62	195	43	67	110	30	40	70
16	646	257	58	315	79	47	126	67	41	108
17	471	160	53	213	70	64	134	23	31	54

18	506	146	33	179	56	56	112	52	47	99
19	685	195	33	228	142	76	218	63	36	99
20	93	36	23	59	4	7	11	6	9	15
21	349	145	55	200	35	14	49	24	22	46
22	535	271	75	346	40	22	62	32	22	54
23	791	290	58	348	109	72	181	79	40	119
24	477	158	46	204	56	47	103	51	33	84
25	557	236	54	290	58	60	118	37	24	61
26	666	209	68	277	76	60	136	79	56	135
27	608	201	23	224	110	60	170	72	31	103
28	423	207	74	281	34	15	49	27	18	45
29	775	291	36	327	108	69	177	86	51	137
30	535	216	64	280	58	33	91	38	37	75
31	629	235	86	321	94	58	152	33	34	67
32	451	163	41	204	53	32	85	59	29	88
33	864	377	62	439	114	63	177	74	45	119
34	519	250	78	328	31	34	65	28	31	59
35	1,114	410	80	490	204	85	289	113	52	165
36	646	223	96	319	81	39	120	66	26	92
37	874	346	51	397	134	70	204	81	29	110
38	559	187	44	231	68	50	118	62	35	97
39	601	218	33	251	97	55	152	61	24	85
40	832	311	66	377	86	65	151	95	49	144
41	630	208	49	257	90	62	152	58	43	101
42	608	258	83	341	71	27	98	54	25	79
43	335	99	23	122	52	43	95	32	24	56
44	1,099	364	69	433	170	73	243	147	76	223
45	690	228	52	280	128	57	185	54	40	94
46	1,150	445	96	541	189	36	225	146	55	201
<hr/>										
	25,715	9,560	2,580	12,140	3,337	2,145	5,482	2,336	1,543	3,879

POLL BOOK
TOTALS

Andy Levin
(DEM)
AV Elec Day TOTAL

Charles J. Langworthy
(REP)
AV Elec Day TOTAL

Gabi Grossbard
(REP)
AV Elec Day TOTAL

EASTPOINTE

01	416	197	93	290	34	18	52	13	14	27
02	610	331	117	448	32	27	59	30	28	58
03	538	213	112	325	61	49	110	20	23	43
04	512	215	119	334	40	27	67	35	22	57
05	500	212	113	325	34	57	91	20	24	44
06	519	231	121	352	21	23	44	42	12	54
07	511	260	148	408	26	10	36	13	5	18

08	675	386	184	570	16	10	26	15	4	19
09	463	275	106	381	25	9	34	6	5	11
10	331	121	83	204	27	19	46	26	17	43
11	480	235	115	350	35	29	64	20	12	32
12	811	377	184	561	70	40	110	43	27	70
13	291	144	73	217	25	15	40	7	7	14
14	577	323	115	438	33	16	49	27	8	35
	7,234	3,520	1,683	5,203	479	349	828	317	208	525
	POLL BOOK TOTALS	Andy Levin (DEM) AV	Elec Day	TOTAL	Charles J. Langworthy (REP) AV	Elec Day	TOTAL	Gabi Grossbard (REP) AV	Elec Day	TOTAL

FRASER

01	421	128	65	193	51	69	120	24	23	47
02	645	201	64	265	86	77	163	67	46	113
03	744	315	74	389	93	68	161	47	37	84
04	573	203	78	281	57	64	121	35	45	80
05	176	76	20	96	23	23	46	8	13	21
06	787	278	73	351	88	76	164	73	62	135
07	409	161	53	214	64	40	104	20	17	37
	3,755	1,362	427	1,789	462	417	879	274	243	517
	POLL BOOK TOTALS	Andy Levin (DEM) AV	Elec Day	TOTAL	Charles J. Langworthy (REP) AV	Elec Day	TOTAL	Gabi Grossbard (REP) AV	Elec Day	TOTAL

GROSSE POINTE SHORES

03	30	N/A	8	8	N/A	7	7	N/A	8	8
	30	N/A	8	8	N/A	7	7	N/A	8	8
	POLL BOOK TOTALS	Andy Levin (DEM) AV	Elec Day	TOTAL	Charles J. Langworthy (REP) AV	Elec Day	TOTAL	Gabi Grossbard (REP) AV	Elec Day	TOTAL

MOUNT CLEMENS

01	386	184	116	300	10	19	29	8	12	20
02	639	221	138	359	33	67	100	22	55	77
03	781	286	167	453	60	95	155	37	48	85
04	379	156	71	227	18	39	57	20	20	40
06	800	355	177	532	37	65	102	29	37	66
09	720	248	87	335	57	70	127	49	73	122
	3,705	1,450	756	2,206	215	355	570	165	245	410
	POLL BOOK TOTALS	Andy Levin (DEM) AV	Elec Day	TOTAL	Charles J. Langworthy (REP) AV	Elec Day	TOTAL	Gabi Grossbard (REP) AV	Elec Day	TOTAL

ROSEVILLE

01	553	187	103	290	68	77	145	29	26	55
02	832	345	125	470	64	69	133	62	55	117

03	558	254	117	371	35	43	78	15	30	45
04	336	144	55	199	32	34	66	17	16	33
05	500	213	71	284	52	59	111	31	24	55
06	722	248	98	346	83	90	173	44	51	95
07	740	304	114	418	68	92	160	38	43	81
08	731	318	87	405	63	66	129	50	51	101
09	828	301	102	403	91	106	197	51	49	100
10	403	153	56	209	36	48	84	17	44	61
11	558	216	83	299	48	57	105	43	33	76
12	506	201	74	275	55	47	102	32	23	55
13	296	114	48	162	27	35	62	11	19	30
14	456	160	68	228	36	48	84	36	39	75
15	687	330	108	438	65	43	108	33	18	51
	8,706	3,488	1,309	4,797	823	914	1,737	509	521	1,030

POLL BOOK TOTALS	Andy Levin (DEM)			Charles J. Langworthy (REP)			Gabi Grossbard (REP)		
	AV	Elec Day	TOTAL	AV	Elec Day	TOTAL	AV	Elec Day	TOTAL

ST. CLAIR SHORES

01	1,149	425	111	536	163	81	244	127	73	200
02	981	394	96	490	148	77	225	81	42	123
03	878	370	117	487	84	87	171	46	72	118
04	900	339	110	449	119	94	213	71	47	118
05	816	330	152	482	59	86	145	50	70	120
06	776	366	138	504	73	52	125	32	25	57
07	489	197	65	262	52	36	88	34	36	70
08	743	278	88	366	102	78	180	49	34	83
09	487	171	61	232	58	47	105	38	43	81
10	832	329	88	417	110	94	204	55	43	98
11	366	151	27	178	51	33	84	35	29	64
12	992	366	86	452	153	109	262	66	66	132
13	1,158	369	79	448	174	103	277	128	103	231
14	321	123	39	162	29	41	70	24	24	48
15	896	347	91	438	104	83	187	65	64	129
16	817	288	84	372	118	95	213	63	54	117
17	983	342	84	426	142	97	239	103	94	197
18	718	248	61	309	113	95	208	47	38	85
19	615	203	78	281	89	48	137	56	58	114
20	427	173	42	215	66	39	105	29	18	47
21	660	231	81	312	78	74	152	79	49	128
22	554	167	68	235	54	99	153	44	51	95
23	677	250	81	331	70	70	140	53	62	115

	17,235	6,457	1,927	8,384	2,209	1,718	3,927	1,375	1,195	2,570
	POLL BOOK TOTALS	Andy Levin (DEM)			Charles J. Langworthy (REP)			Gabi Grossbard (REP)		
		AV	Elec Day	TOTAL	AV	Elec Day	TOTAL	AV	Elec Day	TOTAL
STERLING HEIGHTS										
01	456	179	73	252	67	55	122	28	18	46
02	720	298	103	401	65	67	132	66	49	115
03	842	363	91	454	110	71	181	39	44	83
04	1,002	434	116	550	111	77	188	70	65	135
05	914	368	107	475	114	77	191	65	45	110
06	518	185	34	219	64	58	122	45	43	88
07	712	285	72	357	108	78	186	45	49	94
08	589	230	62	292	73	48	121	45	61	106
09	331	118	39	157	45	47	92	22	21	43
10	763	282	74	356	102	65	167	58	62	120
11	440	163	63	226	61	42	103	32	24	56
12	850	328	82	410	110	76	186	61	68	129
13	477	194	65	259	74	46	120	29	24	53
14	413	178	59	237	43	24	67	30	34	64
15	429	152	27	179	82	52	134	36	32	68
16	441	173	54	227	47	41	88	35	33	68
17	471	190	47	237	71	44	115	27	42	69
18	778	329	72	401	99	82	181	66	37	103
19	785	310	92	402	105	78	183	44	51	95
20	711	295	48	343	100	63	163	49	64	113
21	411	155	39	194	54	38	92	27	46	73
22	494	165	52	217	48	55	103	49	45	94
23	513	192	47	239	71	63	134	27	43	70
24	499	188	32	220	53	76	129	37	48	85
25	870	342	74	416	139	95	234	58	74	132
26	822	296	38	334	120	76	196	106	73	179
27	700	262	53	315	91	101	192	43	56	99
28	703	262	59	321	87	83	170	60	52	112
31	362	136	52	188	45	51	96	13	19	32
32	185	71	23	94	13	23	36	14	25	39
33	584	223	42	265	96	66	162	43	38	81
	18,785	7,346	1,891	9,237	2,468	1,918	4,386	1,369	1,385	2,754

	POLL BOOK TOTALS	Andy Levin (DEM)			Charles J. Langworthy (REP)			Gabi Grossbard (REP)		
		AV	Elec Day	TOTAL	AV	Elec Day	TOTAL	AV	Elec Day	TOTAL
WARREN										
01	541	267	97	364	44	31	75	21	23	44

03	536	267	111	378	37	32	69	20	15	35
04	433	166	99	265	29	39	68	25	32	57
05	445	221	80	301	27	30	57	17	24	41
06	540	228	91	319	32	63	95	32	23	55
07	275	117	68	185	22	20	42	7	7	14
08	294	107	69	176	15	16	31	16	18	34
09	339	142	69	211	29	17	46	14	24	38
10	262	110	80	190	9	20	29	14	13	27
11	9	4	2	6	0	0	0	0	2	2
12	223	91	50	141	16	20	36	9	8	17
13	153	55	25	80	15	28	43	5	14	19
14	559	224	126	350	41	38	79	36	35	71
15	556	243	98	341	42	57	99	26	21	47
17	441	168	75	243	45	37	82	23	30	53
18	138	65	24	89	5	18	23	5	6	11
19	493	172	111	283	29	40	69	28	42	70
20	651	326	60	386	78	59	137	22	27	49
22	693	255	93	348	77	65	142	45	59	104
23	613	290	72	362	58	60	118	34	31	65
24	251	119	24	143	17	29	46	11	19	30
25	399	147	48	195	41	59	100	17	23	40
26	254	115	61	176	23	9	32	8	13	21
27	1,072	420	107	527	159	98	257	87	50	137
28	887	414	111	525	80	65	145	67	50	117
31	881	406	98	504	100	57	157	64	30	94
32	715	309	60	369	85	54	139	54	38	92
33	816	295	111	406	98	97	195	63	52	115
34	354	141	88	229	25	22	47	14	21	35
35	742	344	79	423	114	45	159	46	32	78
36	1,108	459	129	588	120	55	175	99	80	179
38	875	401	158	559	78	78	156	36	36	72
41	850	355	130	485	56	80	136	54	63	117
43	660	292	80	372	76	68	144	33	31	64
44	552	265	74	339	50	27	77	42	21	63
45	582	251	88	339	76	36	112	47	25	72
46	506	221	70	291	41	33	74	39	34	73
47	807	320	83	403	105	80	185	56	32	88
48	416	213	59	272	27	14	41	34	17	51
49	797	332	68	400	127	68	195	58	38	96
50	668	240	106	346	79	41	120	60	57	117
51	888	352	88	440	145	76	221	58	36	94

52	501	175	48	223	69	58	127	47	31	78
53	455	151	75	226	46	43	89	29	38	67
54	690	244	74	318	91	54	145	67	57	124
55	639	229	100	329	45	85	130	39	55	94
56	343	125	40	165	36	27	63	34	24	58
57	574	209	78	287	63	69	132	31	58	89
58	913	349	88	437	87	60	147	81	110	191
<hr/>										
	27,389	11,411	3,923	15,334	2,809	2,277	5,086	1,774	1,625	3,399
<hr/>										
TOTALS	114,266	45,279	14,837	60,116	12,915	10,288	23,203	8,195	7,102	15,297

☐ Yellow in the TOTALS column means precinct hasn't reported
 N/A indicates AV (Absentee) results are included in Elec Day results



Election Results

Representative in Congress - 10th District One 2-year term

Official results, updated August 14, 12:39 PM

[Race List](#) | [Race Summary](#) | [Race Details](#) | [Race Details \(Printer Friendly\)](#)

Democratic Party			
146 of 146 (100.0%) precincts reporting*			
Kimberly Bizon	DEM	15,095	51.8% ██████████
Kelly L. Noland	DEM	14,024	48.2% ██████████

Republican Party			
146 of 146 (100.0%) precincts reporting*			
Lisa McClain	REP	26,456	47.3% ██████████
Doug Slocum	REP	15,006	26.9% ██████████
Shane Hernandez	REP	14,419	25.8% ██████████

*Please Note: A precinct will not display in the percent of precincts reporting until both election day and AV (absentee) results are recorded for that precinct.



Election Results

Representative in Congress - 10th District One 2-year term

Official results, updated August 14, 12:39 PM

[Race List](#) | [Race Summary](#) | [Race Details](#) | [Race Details \(Printer Friendly\)](#)

Race List

	POLL BOOK TOTALS	Kelly L. Noland (DEM)			Kimberly Bizon (DEM)			Doug Stocum (REP)			Lisa McClain (REP)			Shane Hernandez (REP)		
		AV	Elec Day	TOTAL	AV	Elec Day	TOTAL	AV	Elec Day	TOTAL	AV	Elec Day	TOTAL	AV	Elec Day	TOTAL
ARMADA TOWNSHIP																
01	1,092	74	23	97	57	12	69	114	129	243	135	131	266	123	95	218
02	775	31	7	38	43	10	53	69	107	176	71	102	173	52	125	177
	1,867	105	30	135	100	22	122	183	236	419	206	233	439	175	220	395
	POLL BOOK TOTALS	Kelly L. Noland (DEM)			Kimberly Bizon (DEM)			Doug Stocum (REP)			Lisa McClain (REP)			Shane Hernandez (REP)		
		AV	Elec Day	TOTAL	AV	Elec Day	TOTAL	AV	Elec Day	TOTAL	AV	Elec Day	TOTAL	AV	Elec Day	TOTAL
BRUCE TOWNSHIP																
01	581	51	20	71	52	21	73	38	57	95	66	79	145	50	65	115
02	1,080	65	18	83	75	25	100	92	107	199	145	225	370	98	111	209
03	687	43	12	55	47	22	69	52	75	127	92	120	212	82	49	131
04	824	33	12	45	58	15	73	77	108	185	99	156	255	52	106	158
	3,172	192	62	254	232	83	315	259	347	606	402	580	982	282	331	613
	POLL BOOK TOTALS	Kelly L. Noland (DEM)			Kimberly Bizon (DEM)			Doug Stocum (REP)			Lisa McClain (REP)			Shane Hernandez (REP)		
		AV	Elec Day	TOTAL	AV	Elec Day	TOTAL	AV	Elec Day	TOTAL	AV	Elec Day	TOTAL	AV	Elec Day	TOTAL
CHESTERFIELD TOWNSHIP																
01	786	129	20	149	98	16	114	70	53	123	117	76	193	76	33	109
02	726	91	32	123	94	29	123	73	49	122	74	95	169	56	34	90
03	587	65	14	79	76	13	89	65	48	113	75	91	166	30	29	59
04	495	74	16	90	82	15	97	37	21	58	73	61	134	32	18	50
05	684	108	26	134	104	26	130	58	40	98	83	94	177	40	30	70
06	591	67	20	87	85	19	104	43	42	85	89	86	175	40	44	84
07	477	60	19	79	66	19	85	31	32	63	70	53	123	22	45	67
08	558	65	17	82	69	11	80	51	43	94	73	67	140	50	30	80
09	633	99	13	112	108	18	126	54	32	86	107	57	164	54	35	89
10	968	99	11	110	106	16	122	92	67	159	211	110	321	95	47	142
11	492	80	11	91	69	16	85	35	35	70	77	59	136	16	38	54

12	564	78	29	107	94	35	129	30	30	60	52	75	127	30	34	64
13	790	117	40	157	115	21	136	42	48	90	144	106	250	48	37	85
14	426	49	15	64	74	22	96	29	24	53	55	63	118	29	28	57
15	891	138	30	168	117	31	148	82	62	144	141	107	248	73	33	106
16	669	74	22	96	92	23	115	67	41	108	105	83	188	53	32	85
17	295	69	39	108	36	22	58	10	14	24	25	29	54	10	8	18
18	468	69	21	90	62	23	85	30	28	58	52	56	108	28	27	55
19	462	84	17	101	61	23	84	38	32	70	36	68	104	8	35	43
	11,562	1,615	412	2,027	1,608	398	2,006	937	741	1,678	1,659	1,436	3,095	790	617	1,407

POLL BOOK TOTALS	Kelly L. Noland (DEM)			Kimberly Bizon (DEM)			Doug Stocum (REP)			Lisa McClain (REP)			Shane Hernandez (REP)		
	AV	Elec Day	TOTAL	AV	Elec Day	TOTAL	AV	Elec Day	TOTAL	AV	Elec Day	TOTAL	AV	Elec Day	TOTAL

HARRISON TOWNSHIP

01	704	92	42	134	90	44	134	63	35	98	93	64	157	37	31	68
02	860	129	47	176	132	34	166	65	44	109	87	62	149	60	53	113
03	820	81	32	113	81	30	111	74	50	124	123	90	213	54	66	120
04	862	124	35	159	87	36	123	83	68	151	110	71	181	57	49	106
05	972	58	9	67	70	21	91	144	96	240	152	98	250	103	61	164
06	907	94	45	139	104	37	141	106	70	176	133	68	201	58	42	100
07	923	76	29	105	97	24	121	91	62	153	143	89	232	79	70	149
08	530	86	37	123	80	32	112	29	29	58	49	45	94	19	35	54
09	835	59	7	66	83	21	104	124	58	182	141	99	240	52	50	102
10	762	80	24	104	67	20	87	87	76	163	93	92	185	46	32	78
	8,175	879	307	1,186	891	299	1,190	866	588	1,454	1,124	778	1,902	565	489	1,054

POLL BOOK TOTALS	Kelly L. Noland (DEM)			Kimberly Bizon (DEM)			Doug Stocum (REP)			Lisa McClain (REP)			Shane Hernandez (REP)		
	AV	Elec Day	TOTAL	AV	Elec Day	TOTAL	AV	Elec Day	TOTAL	AV	Elec Day	TOTAL	AV	Elec Day	TOTAL

LENOX TOWNSHIP

01	503	56	12	68	38	13	51	40	57	97	60	74	134	55	36	91
02	634	101	32	133	65	19	84	47	55	102	74	94	168	33	30	63
03	574	101	28	129	128	36	164	27	39	66	31	73	104	15	30	45
04	246	37	35	72	34	21	55	4	20	24	9	30	39	16	21	37
	1,957	295	107	402	265	89	354	118	171	289	174	271	445	119	117	236

POLL BOOK TOTALS	Kelly L. Noland (DEM)			Kimberly Bizon (DEM)			Doug Stocum (REP)			Lisa McClain (REP)			Shane Hernandez (REP)		
	AV	Elec Day	TOTAL	AV	Elec Day	TOTAL	AV	Elec Day	TOTAL	AV	Elec Day	TOTAL	AV	Elec Day	TOTAL

MACOMB TOWNSHIP

01	541	58	11	69	72	13	85	31	35	66	93	84	177	51	27	78
02	674	92	31	123	73	26	99	49	55	104	86	73	159	41	46	87
03	599	45	20	65	90	23	113	50	53	103	67	93	160	38	43	81
04	649	86	30	116	95	21	116	48	43	91	80	73	153	39	58	97
05	777	106	31	137	117	28	145	56	42	98	119	101	220	58	38	96
06	589	87	19	106	89	16	105	37	30	67	98	44	142	53	28	81

07	592	49	19	68	103	26	129	41	50	91	82	56	138	52	40	92
08	654	99	19	118	91	25	116	48	22	70	119	66	185	48	35	83
09	466	41	8	49	46	10	56	27	24	51	110	70	180	44	30	74
10	477	88	37	125	75	28	103	16	21	37	49	45	94	30	20	50
11	761	67	44	111	104	30	134	62	71	133	106	99	205	62	35	97
12	740	119	32	151	119	22	141	76	35	111	88	71	159	61	41	102
13	669	65	20	85	95	34	129	44	45	89	100	114	214	31	54	85
14	777	73	19	92	102	25	127	85	65	150	128	88	216	45	54	99
15	850	87	10	97	113	20	133	76	41	117	169	80	249	112	44	156
16	899	100	23	123	130	27	157	78	66	144	140	123	263	62	38	100
17	780	85	19	104	148	28	176	67	36	103	116	99	215	50	42	92
18	473	89	28	117	83	21	104	27	26	53	53	44	97	24	19	43
19	286	46	17	63	68	21	89	13	15	28	31	20	51	11	13	24
20	683	82	24	106	96	27	123	67	50	117	87	87	174	50	36	86
21	851	86	11	97	150	17	167	83	35	118	177	73	250	78	35	113
22	798	107	15	122	101	11	112	59	41	100	160	76	236	84	34	118
23	773	96	9	105	96	11	107	76	27	103	190	59	249	93	26	119
24	936	144	19	163	124	13	137	96	22	118	215	50	265	102	28	130
25	491	36	20	56	81	15	96	46	31	77	79	54	133	27	35	62
26	450	48	17	65	48	19	67	45	28	73	73	60	133	35	23	58
27	796	88	20	108	111	25	136	52	38	90	120	124	244	68	64	132
28	532	63	30	93	59	17	76	42	39	81	73	93	166	32	31	63
29	572	76	30	106	96	45	141	42	31	73	72	53	125	35	25	60
30	664	70	31	101	90	27	117	53	44	97	116	95	211	44	43	87
31	502	45	9	54	74	14	88	39	39	78	81	66	147	31	38	69
32	634	65	14	79	80	17	97	49	37	86	113	111	224	31	45	76
33	464	56	8	64	83	14	97	29	18	47	79	54	133	37	15	52
34	560	77	21	98	73	12	85	61	47	108	55	72	127	31	41	72
35	616	71	31	102	126	33	159	47	44	91	61	70	131	39	33	72
36	487	73	20	93	60	12	72	34	35	69	75	58	133	33	21	54
37	607	64	11	75	59	18	77	57	53	110	99	75	174	45	44	89
23,669		2,829	777	3,606	3,420	791	4,211	1,908	1,434	3,342	3,759	2,773	6,532	1,807	1,322	3,129

POLL BOOK TOTALS	Kelly L. Noland (DEM)			Kimberly Bizon (DEM)			Doug Storum (REP)			Lisa McClain (REP)			Shane Hernandez (REP)		
	AV	Elec Day	TOTAL	AV	Elec Day	TOTAL	AV	Elec Day	TOTAL	AV	Elec Day	TOTAL	AV	Elec Day	TOTAL

MEMPHIS

01	186	N/A	28	28	N/A	22	22	N/A	20	20	N/A	62	62	N/A	34	34
	186	N/A	28	28	N/A	22	22	N/A	20	20	N/A	62	62	N/A	34	34

POLL BOOK TOTALS	Kelly L. Noland (DEM)			Kimberly Bizon (DEM)			Doug Storum (REP)			Lisa McClain (REP)			Shane Hernandez (REP)		
	AV	Elec Day	TOTAL	AV	Elec Day	TOTAL	AV	Elec Day	TOTAL	AV	Elec Day	TOTAL	AV	Elec Day	TOTAL

NEW BALTIMORE

01	479	51	23	74	79	24	103	30	49	79	38	74	112	31	35	66
02	374	40	14	54	55	7	62	40	34	74	34	46	80	31	36	67
03	853	91	39	130	107	35	142	57	67	124	110	125	235	49	93	142
04	702	103	19	122	123	33	156	41	50	91	88	83	171	40	57	97
05	626	92	27	119	77	25	102	51	70	121	50	78	128	39	43	82
3,034		377	122	499	441	124	565	219	270	489	320	406	726	190	264	454
POLL BOOK TOTALS		Kelly L. Noland (DEM)			Kimberly Bizon (DEM)			Doug Stocum (REP)			Lisa McClain (REP)			Shane Hernandez (REP)		
		AV	Elec Day	TOTAL	AV	Elec Day	TOTAL	AV	Elec Day	TOTAL	AV	Elec Day	TOTAL	AV	Elec Day	TOTAL

RAY TOWNSHIP

AY TOWNSHIP																
01	614	41	13	54	25	13	38	68	80	148	91	85	176	62	47	109
02	835	47	18	65	50	23	73	92	113	205	105	106	211	72	81	153
1,449		88	31	119	75	36	111	160	193	353	196	191	387	134	128	262
POLL BOOK TOTALS		Kelly L. Noland (DEM)			Kimberly Bizon (DEM)			Doug Stocum (REP)			Lisa McClain (REP)			Shano Hernandez (REP)		
		AV	Elec Day	TOTAL	AV	Elec Day	TOTAL	AV	Elec Day	TOTAL	AV	Elec Day	TOTAL	AV	Elec Day	TOTAL

RICHMOND CITY

CHMOND CITY																
01	837	103	26	129	95	35	130	50	84	134	115	115	230	52	78	130
02	641	81	24	105	66	28	94	43	62	105	84	97	181	42	55	97
1,478		184	50	234	161	63	224	93	146	239	199	212	411	94	133	227
POLL BOOK TOTALS		Kelly L. Noland (DEM)			Kimberly Bizon (DEM)			Doug Stocum (REP)			Lisa McClain (REP)			Shane Hernandez (REP)		
AV		Elec Day	TOTAL	AV	Elec Day	TOTAL	AV	Elec Day	TOTAL	AV	Elec Day	TOTAL	AV	Elec Day	TOTAL	

RICHMOND TOWNSHIP

RICHMOND TOWNSHIP																
01	474	N/A	44	44	N/A	39	39	N/A	86	86	N/A	148	148	N/A	112	112
02	473	N/A	49	49	N/A	50	50	N/A	93	93	N/A	126	126	N/A	110	110
947		N/A	93	93	N/A	89	89	N/A	179	179	N/A	274	274	N/A	222	222
POLL BOOK TOTALS		Kelly L. Noland (DEM)			Kimberly Bizon (DEM)			Doug Stocum (REP)			Lisa McClain (REP)			Shane Hernandez (REP)		
	AV	Elec Day	TOTAL	AV	Elec Day	TOTAL	AV	Elec Day	TOTAL	AV	Elec Day	TOTAL	AV	Elec Day	TOTAL	

SHELBY TOWNSHIP

01	1,026	64	25	89	97	11	108	101	70	171	195	146	341	113	48	161
02	813	50	13	63	84	25	109	93	71	164	134	115	249	65	59	124
03	365	30	20	50	38	7	45	27	39	66	55	64	119	27	26	53
04	684	62	13	75	60	23	83	44	50	94	149	71	220	78	33	111
05	513	92	16	108	42	7	49	41	14	55	74	43	117	54	20	74
06	440	68	18	86	59	18	77	28	29	57	47	50	97	18	27	45
07	828	77	21	98	66	22	88	72	66	138	142	110	252	86	52	138
08	418	25	10	35	39	9	48	41	29	70	63	78	141	34	24	58
09	382	60	21	81	41	23	64	21	29	50	48	57	105	23	19	42
10	533	53	14	67	59	12	71	53	37	90	83	72	155	53	37	90
11	653	91	25	116	69	14	83	40	61	101	88	80	168	52	31	83
12	560	24	11	35	48	16	64	67	46	113	86	77	163	69	49	118

13	413	23	21	44	39	11	50	30	32	62	63	61	124	43	30	73
14	812	68	24	92	79	29	108	66	56	122	149	115	264	69	58	127
15	875	79	32	111	87	24	111	114	77	191	113	112	225	65	61	126
16	1,132	85	12	97	126	28	154	106	53	159	210	99	309	182	49	231
17	876	76	32	108	87	25	112	69	44	113	114	133	247	96	57	153
18	658	77	15	92	93	17	110	59	33	92	95	51	146	63	43	106
19	593	54	23	77	61	23	84	50	25	75	97	65	162	64	48	112
20	491	58	8	66	57	16	73	40	14	54	77	55	132	46	23	69
21	307	48	34	82	53	24	77	17	8	25	20	30	50	14	17	31
22	1,161	81	14	95	149	17	166	117	54	171	232	127	359	130	73	203
23	955	69	13	82	66	19	85	86	55	141	186	126	312	133	82	215
24	1,273	54	22	76	122	31	153	159	80	239	211	159	370	147	81	228
25	875	80	16	96	95	18	113	95	40	135	141	103	244	97	44	141
26	792	108	15	123	110	18	128	67	38	105	129	62	191	72	29	101
27	807	141	36	177	87	20	107	61	43	104	110	90	200	66	29	95
28	944	121	13	134	161	8	169	85	27	112	173	76	249	94	35	129
29	478	36	19	55	65	9	74	34	33	67	68	62	130	46	42	88
30	618	35	12	47	75	18	93	43	40	83	107	73	180	76	38	114
	21,275	1,989	568	2,557	2,314	542	2,856	1,926	1,293	3,219	3,459	2,562	6,021	2,175	1,264	3,439

	21,275	1,989	568	2,557	2,314	542	2,856	1,926	1,235	3,219	Lisa McClain (REP)			Shane Hernandez (REP)		
POLL BOOK TOTALS		AV	Elec Day	TOTAL	AV	Elec Day	TOTAL	AV	Elec Day	TOTAL	AV	Elec Day	TOTAL	AV	Elec Day	TOTAL
STERLING HEIGHTS																
29	612	90	18	108	113	21	134	47	34	81	60	78	138	30	35	65
30	362	69	22	91	57	18	75	23	16	39	41	25	66	26	18	44
34	730	97	22	119	134	28	162	47	47	94	97	78	175	55	60	115
35	350	78	15	93	53	20	73	13	14	27	31	49	80	7	27	34
36	803	139	23	162	167	18	185	51	29	80	109	77	186	58	48	106
37	682	131	39	170	120	25	145	41	26	67	84	67	151	38	42	80
38	881	164	39	203	170	33	203	70	27	97	101	69	170	69	31	100
39	603	109	23	132	93	21	114	34	29	63	61	101	162	24	29	53
40	295	31	14	45	53	16	69	16	12	28	35	45	80	15	16	31
41	448	82	33	115	62	21	83	31	39	70	35	58	93	24	24	48
42	614	81	19	100	112	26	138	62	29	91	79	69	148	41	44	85
43	1,122	210	49	259	181	24	205	101	39	140	150	87	237	92	50	142
44	608	101	14	115	110	18	128	56	25	81	78	52	130	53	23	76
45	781	126	34	160	148	30	178	46	27	73	127	55	182	61	26	87
	8,891	1,508	364	1,872	1,573	319	1,892	638	393	1,031	1,088	910	1,998	593	473	1,066
POLL BOOK TOTALS		AV	Elec Day	TOTAL	AV	Elec Day	TOTAL	AV	Elec Day	TOTAL	AV	Elec Day	TOTAL	AV	Elec Day	TOTAL

UTICA

01	206	20	9	29	36	22	58	6	13	19	23	36	59	10	8	18
02	434	54	26	80	51	14	65	26	49	75	44	62	106	22	41	63
03	456	77	17	94	84	18	102	15	14	29	57	51	108	23	33	56
<hr/>																
	1,096	151	52	203	171	54	225	47	76	123	124	149	273	55	82	137
<hr/>																
POLL BOOK TOTALS		Kelly L. Noland (DEM)			Kimberly Dizon (DEM)			Doug Slocum (REP)			Lisa McClain (REP)			Shane Hernandez (REP)		
	AV	Elec Day	TOTAL	AV	Elec Day	TOTAL	AV	Elec Day	TOTAL	AV	Elec Day	TOTAL	AV	Elec Day	TOTAL	
<hr/>																
WASHINGTON TOWNSHIP																
01	557	39	21	60	45	22	67	52	48	100	51	66	117	48	75	123
02	1,154	95	19	114	114	23	137	118	60	178	235	144	379	116	69	185
03	1,069	58	19	77	58	20	78	88	91	179	168	183	351	85	104	189
04	754	66	23	89	68	27	95	30	62	92	94	123	217	55	55	110
05	1,076	59	15	74	67	15	82	78	101	179	188	183	371	132	104	236
06	1,145	64	10	74	98	9	107	144	74	218	205	104	309	182	60	242
07	1,031	70	11	81	90	15	105	84	91	175	161	157	318	105	90	195
08	879	60	15	75	80	23	103	85	60	145	126	106	232	99	75	174
09	514	42	6	48	29	10	39	36	64	100	62	81	143	24	57	81
10	661	43	23	66	47	12	59	46	52	98	116	128	244	54	45	99
11	649	43	8	51	37	4	41	59	42	101	119	109	228	75	35	110
<hr/>																
	9,489	639	170	809	733	180	913	820	745	1,565	1,525	1,384	2,909	975	769	1,744
<hr/>																
TOTALS																
	98,247	10,851	3,173	14,024	11,984	3,111	15,095	8,174	6,832	15,006	14,235	12,221	26,456	7,954	6,465	14,419

☐ Yellow in the TOTALS column means precinct hasn't reported
 N/R indicates AV (Absentee) results are included in Elec Day results



Election Results

Representative in State Legislature - 18th District One 2-year term

Official results, updated August 14, 12:39 PM

[Race List](#) | [Race Summary](#) | [Race Details](#) | [Race Details \(Printer Friendly\)](#)

Democratic Party				
38 of 38 (100.0%) precincts reporting*				
Kevin Hertel	DEM	9,715	72.6%	<div></div>
Christopher Jeffery	DEM	2,007	15.0%	<div></div>
Patrick Biange	DEM	1,655	12.4%	<div></div>

Republican Party				
38 of 38 (100.0%) precincts reporting*				
Michael Babat	REP	2,775	37.1%	<div></div>
Christine Timmon	REP	2,771	37.1%	<div></div>
Brian K. Hakola	REP	1,933	25.8%	<div></div>

*Please Note: A precinct will not display in the percent of precincts reporting until both election day and AV (absentee) results are recorded for that precinct.



Election Results

Representative in State Legislature - 18th District One 2-year term

Official results, updated August 14, 12:39 PM

[Race List](#) | [Race Summary](#) | [Race Details](#) | [Race Details \(Printer Friendly\)](#)

Race List - Race Summary																			
POLL BOOK TOTALS		Christopher Jeffery (DEM)			Kevin Hertel (DEM)			Patrick Blange (DEM)			Brian K. Hakola (REP)			Christine Timmon (REP)			Michael Babat (REP)		
		AV	Elec Day	TOTAL	AV	Elec Day	TOTAL	AV	Elec Day	TOTAL	AV	Elec Day	TOTAL	AV	Elec Day	TOTAL	AV	Elec Day	TOTAL
EASTPOINTE																			
01	416	30	22	52	129	54	183	34	14	48	7	6	13	15	10	25	24	13	37
02	610	59	33	92	232	66	298	32	16	48	18	12	30	26	25	51	15	15	30
03	538	34	23	57	141	70	211	36	15	51	20	11	31	28	28	56	34	32	66
04	512	25	20	45	144	69	213	37	27	64	19	13	32	27	23	50	19	14	33
05	500	39	42	81	146	62	208	22	6	28	16	24	40	18	34	52	18	19	37
06	519	54	41	95	137	57	194	37	21	58	16	4	20	25	18	43	22	12	34
07	511	43	39	82	184	83	267	33	20	53	7	1	8	15	5	20	14	6	20
08	675	77	62	139	265	93	358	34	20	54	6	6	12	10	3	13	11	2	13
09	463	43	40	83	192	43	235	30	21	51	8	2	10	16	9	25	7	4	11
10	331	23	24	47	71	49	120	28	12	40	13	7	20	20	14	34	17	12	29
11	480	51	46	97	157	56	213	22	11	33	21	13	34	17	17	34	15	13	28
12	811	54	63	117	252	75	327	64	38	102	19	14	33	41	24	65	47	27	74
13	291	16	14	30	112	43	155	16	12	28	7	5	12	14	6	20	14	11	25
14	577	50	47	97	247	56	303	23	12	35	15	8	23	14	5	19	24	10	34
7,234		598	516	1,114	2,409	876	3,285	448	245	693	192	126	318	286	221	507	281	190	471
GROSSE POINTE SHORES																			
POLL BOOK TOTALS		Christopher Jeffery (DEM)			Kevin Hertel (DEM)			Patrick Blange (DEM)			Brian K. Hakola (REP)			Christine Timmon (REP)			Michael Babat (REP)		
		AV	Elec Day	TOTAL	AV	Elec Day	TOTAL	AV	Elec Day	TOTAL	AV	Elec Day	TOTAL	AV	Elec Day	TOTAL	AV	Elec Day	TOTAL
03	30	N/A	0	0	N/A	7	7	N/A	1	1	N/A	5	5	N/A	5	5	N/A	5	5
30		N/A	0	0	N/A	7	7	N/A	1	1	N/A	5	5	N/A	5	5	N/A	5	5
ST. CLAIR SHORES																			
01	1,149	27	14	41	342	72	414	50	21	71	64	39	103	92	48	140	115	62	177
02	981	46	15	61	311	65	376	31	10	41	75	38	113	77	51	128	68	27	95

03	878	32	22	54	295	83	378	29	13	42	29	35	64	53	53	106	41	57	98
04	900	26	18	44	271	66	337	45	20	65	34	29	63	60	45	105	94	59	153
05	816	24	32	56	279	97	376	28	18	46	27	47	74	37	45	82	33	53	86
06	776	44	40	84	280	68	348	37	25	62	17	9	26	41	31	72	46	29	75
07	489	10	7	17	157	48	205	34	15	49	22	19	41	30	26	56	32	22	54
08	743	18	14	32	231	65	296	23	10	33	57	34	91	43	42	85	38	28	66
09	487	23	12	35	130	37	167	13	12	25	19	24	43	39	33	72	38	29	67
10	832	17	6	23	276	66	342	35	15	50	41	40	81	59	39	98	60	50	110
11	366	11	7	18	133	16	149	10	2	12	25	25	50	29	24	53	26	13	39
12	992	36	9	45	274	70	344	46	10	56	43	28	71	91	78	169	74	55	129
13	1,158	16	9	25	311	57	368	44	13	57	69	48	117	106	57	163	110	85	195
14	321	14	4	18	99	31	130	5	5	10	18	23	41	18	26	44	16	12	28
15	896	36	12	48	270	59	329	40	18	58	31	29	60	69	52	121	57	60	117
16	817	32	8	40	224	59	283	27	13	40	31	35	66	55	45	100	88	62	150
17	983	26	17	43	279	61	340	37	8	45	72	56	128	87	62	149	69	60	129
18	718	25	9	34	196	47	243	18	9	27	29	26	55	71	57	128	58	48	106
19	615	19	12	31	152	48	200	23	17	40	35	29	64	45	26	71	57	47	104
20	427	25	7	32	139	28	167	13	5	18	32	26	58	33	15	48	25	15	40
21	660	34	13	47	158	53	211	26	16	42	28	31	59	60	48	108	65	39	104
22	554	14	10	24	130	36	166	21	22	43	23	41	64	29	39	68	40	64	104
23	677	26	15	41	203	51	254	18	11	29	35	43	78	48	45	93	37	36	73
TOTALS																			
	17,235	581	312	893	5,140	1,283	6,423	653	308	961	856	754	1,610	1,272	987	2,259	1,287	1,012	2,299
	24,499	1,179	828	2,007	7,549	2,166	9,715	1,101	554	1,655	1,048	885	1,933	1,558	1,213	2,771	1,568	1,207	2,775

☐ Yellow in the TOTALS column means precinct hasn't reported
 N/A indicates AV (Absentee) results are included in Elec Day results



Election Results

Representative in State Legislature - 22nd District One 2-year term

Official results, updated August 14, 12:39 PM

[Race List](#) | [Race Summary](#) | [Race Details](#) | [Race Details \(Printer Friendly\)](#)

Democratic Party				
29 of 29 (100.0%) precincts reporting*				
Richard M. Steenland	DEM	4,557	51.3%	<div></div>
Ryan Nelson	DEM	2,327	26.2%	<div></div>
Michael James Anderson	DEM	1,996	22.5%	<div></div>

Republican Party				
29 of 29 (100.0%) precincts reporting*				
Steven G. Warner	REP	2,667	51.1%	<div></div>
Jeff Bonnell	REP	2,548	48.9%	<div></div>

*Please Note: A precinct will not display in the percent of precincts reporting until both election day and AV (absentee) results are recorded for that precinct.



Election Results

Representative in State Legislature - 22nd District One 2-year term

Official results, updated August 14, 12:39 PM

[Race List](#) | [Race Summary](#) | [Race Details](#) | [Race Details \(Printer Friendly\)](#)

Race List

POLL BOOK TOTALS	Michael James Anderson (DEM)			Richard M. Steenland (DEM)			Ryan Nelson (DEM)			Jeff Bonnell (REP)			Steven G. Warner (REP)			
	AV	Elec Day	TOTAL	AV	Elec Day	TOTAL	AV	Elec Day	TOTAL	AV	Elec Day	TOTAL	AV	Elec Day	TOTAL	
	ROSEVILLE															
01	553	31	20	51	127	43	170	36	40	76	55	56	111	42	43	85
02	832	51	24	75	202	55	257	92	39	131	68	41	109	59	75	134
03	558	46	43	89	162	52	214	45	22	67	24	41	65	26	28	54
04	336	24	15	39	83	18	101	34	23	57	25	21	46	25	28	53
05	500	26	17	43	139	28	167	46	26	72	52	46	98	31	34	65
06	722	50	21	71	179	55	234	35	30	65	73	56	129	49	88	137
07	740	44	29	73	188	57	245	72	29	101	62	71	133	43	57	100
08	731	36	16	52	210	58	268	80	21	101	47	48	95	57	69	126
09	828	36	15	51	226	68	294	41	25	66	88	84	172	53	68	121
10	403	16	14	30	110	26	136	26	13	39	23	40	63	28	49	77
11	558	27	12	39	165	46	211	30	26	56	59	55	114	29	38	67
12	506	32	19	51	151	35	186	28	23	51	36	31	67	52	38	90
13	296	20	11	31	71	25	96	31	14	45	18	29	47	20	22	42
14	456	24	19	43	96	28	124	41	25	66	38	37	75	30	50	80
15	687	50	39	89	216	52	268	60	21	81	55	34	89	38	27	65
	8,706	513	314	827	2,325	646	2,971	697	377	1,074	723	690	1,413	582	714	1,296
POLL BOOK TOTALS	Michael James Anderson (DEM)			Richard M. Steenland (DEM)			Ryan Nelson (DEM)			Jeff Bonnell (REP)			Steven G. Warner (REP)			
	AV	Elec Day	TOTAL	AV	Elec Day	TOTAL	AV	Elec Day	TOTAL	AV	Elec Day	TOTAL	AV	Elec Day	TOTAL	
WARREN																
10	262	31	33	64	33	17	50	40	26	66	10	15	25	11	17	28
13	153	14	8	22	20	5	25	12	11	23	10	16	26	10	26	36
14	559	76	47	123	68	43	111	65	35	100	39	36	75	37	37	74
15	556	89	40	129	60	22	82	80	42	122	31	36	67	37	41	78
17	441	25	26	51	76	21	97	55	28	83	25	30	55	44	35	79
23	613	79	24	103	111	19	130	75	17	92	50	48	98	41	39	80
24	251	29	10	39	45	5	50	42	10	52	14	17	31	14	32	46

25	399	21	11	32	56	16	72	65	21	86	33	49	82	24	29	53
26	254	31	29	60	54	22	76	18	11	29	16	7	23	17	15	32
27	1,072	117	35	152	162	25	187	114	39	153	125	66	191	120	75	195
31	881	85	29	114	171	30	201	105	33	138	71	39	110	92	46	138
33	816	59	39	98	149	39	188	56	28	84	80	59	139	84	86	170
50	668	66	38	104	86	34	120	68	32	100	56	31	87	84	65	149
58	913	58	20	78	165	32	197	100	25	125	61	65	126	107	106	213
	7,838	780	389	1,169	1,256	330	1,586	895	358	1,253	621	514	1,135	722	649	1,371
TOTALS	16,544	1,293	703	1,996	3,581	976	4,557	1,592	735	2,327	1,344	1,204	2,548	1,304	1,363	2,667

☐ Yellow in the TOTALS column means precinct hasn't reported
 N/A indicates AV (Absentee) results are included in Elec Day results



Election Results

Representative in State Legislature - 24th District One 2-year term

Official results, updated August 14, 12:39 PM

[Race List](#) | [Race Summary](#) | [Race Details](#) | [Race Details \(Printer Friendly\)](#)

Democratic Party			
37 of 37 (100.0%) precincts reporting*			
Michelle Woodman	DEM	6,093	65.7% <div></div>
Alex Bronson	DEM	3,182	34.3% <div></div>

Republican Party			
37 of 37 (100.0%) precincts reporting*			
Steve Marino	REP	9,861	83.7% <div></div>
William J. Revoir	REP	1,920	16.3% <div></div>

*Please Note: A precinct will not display in the percent of precincts reporting until both election day and AV (absentee) results are recorded for that precinct.



Election Results

Representative in State Legislature - 24th District One 2-year term

Official results, updated August 14, 12:39 PM

[Race List](#) | [Race Summary](#) | [Race Details](#) | [Race Details \(Printer Friendly\)](#)

		Alex Bronson (DEM)			Michelle Woodman (DEM)			Steve Marino (REP)			William J. Revoir (REP)		
POLL BOOK TOTALS		AV	Elec Day	TOTAL	AV	Elec Day	TOTAL	AV	Elec Day	TOTAL	AV	Elec Day	TOTAL
CLINTON TOWNSHIP													
01	584	70	12	82	136	31	167	104	75	179	26	11	37
04	174	12	3	15	45	17	62	31	25	56	7	4	11
10	566	46	5	51	108	23	131	149	106	255	27	19	46
27	608	48	2	50	145	22	167	149	74	223	39	21	60
28	423	69	14	83	132	59	191	53	28	81	7	4	11
29	775	80	10	90	192	22	214	176	95	271	41	31	72
34	519	67	35	102	177	44	221	59	56	115	2	7	9
36	646	72	24	96	143	74	217	127	56	183	27	9	36
37	874	104	11	115	209	38	247	197	81	278	35	20	55
38	559	46	11	57	126	29	155	107	67	174	38	24	62
39	601	74	9	83	126	22	148	149	60	209	18	19	37
40	832	90	14	104	203	47	250	163	95	258	42	20	62
41	630	74	19	93	116	26	142	127	96	223	26	18	44
42	608	55	23	78	183	57	240	104	44	148	29	15	44
44	1,099	115	19	134	226	50	276	267	128	395	71	27	98
45	690	64	18	82	159	34	193	154	80	234	42	19	61
46	1,150	161	19	180	245	75	320	296	80	376	63	9	72
11,338		1,247	248	1,495	2,671	670	3,341	2,412	1,246	3,658	540	277	817
POLL BOOK TOTALS		AV	Elec Day	TOTAL	AV	Elec Day	TOTAL	AV	Elec Day	TOTAL	AV	Elec Day	TOTAL
HARRISON TOWNSHIP													
01	704	70	19	89	114	71	185	158	95	253	33	24	57
02	860	101	26	127	156	54	210	182	123	305	30	26	56
03	820	73	14	87	88	47	135	206	169	375	43	34	77
04	862	87	26	113	127	42	169	225	150	375	18	27	45
05	972	55	9	64	73	20	93	336	189	525	53	50	103

06	907	68	32	100	125	53	178	256	157	413	37	19	56
07	923	77	14	91	100	40	140	259	172	431	52	39	91
08	530	54	20	74	107	48	155	79	88	167	18	18	36
09	835	55	11	66	89	17	106	253	167	420	50	25	75
10	762	73	9	82	78	34	112	196	168	364	28	23	51
8,175		713	180	893	1,057	426	1,483	2,150	1,478	3,628	362	285	647
POLL BOOK TOTALS		Alex Bronson (DEM)			Michelle Woodman (DEM)			Steve Marino (REP)			William J. Revoir (REP)		
		AV	Elec Day	TOTAL	AV	Elec Day	TOTAL	AV	Elec Day	TOTAL	AV	Elec Day	TOTAL
MACOMB TOWNSHIP													
03	599	52	16	68	80	28	108	130	144	274	25	28	53
04	649	80	24	104	97	27	124	141	133	274	18	27	45
06	589	52	8	60	123	26	149	148	79	227	34	16	50
07	592	79	16	95	79	29	108	145	110	255	24	24	48
12	740	87	18	105	144	37	181	180	121	301	28	19	47
14	777	77	10	87	98	32	130	198	162	360	34	24	58
19	286	39	13	52	74	24	98	45	39	84	8	6	14
20	683	79	11	90	92	37	129	158	136	294	29	25	54
30	664	61	16	77	102	39	141	178	131	309	26	34	60
33	464	48	8	56	86	15	101	120	77	197	21	6	27
6,043		654	140	794	975	294	1,269	1,443	1,132	2,575	247	209	456
TOTALS													
25,556		2,614	568	3,182	4,703	1,390	6,093	6,005	3,856	9,861	1,149	771	1,920

☐ Yellow in the TOTALS column means precinct hasn't reported
 N/A indicates AV (Absentee) results are included in Elec Day results



Election Results

Representative in State Legislature - 25th District One 2-year term

Official results, updated August 14, 12:39 PM

[Race List](#) | [Race Summary](#) | [Race Details](#) | [Race Details \(Printer Friendly\)](#)

Democratic Party				
32 of 32 (100.0%) precincts reporting*				
Nate Shannon	DEM	10,147	100.0%	<div></div>

Republican Party				
32 of 32 (100.0%) precincts reporting*				
Paul M Smith	REP	3,060	36.9%	<div></div>
Adam Wiley	REP	2,681	32.3%	<div></div>
Jazmine M. Early	REP	2,552	30.8%	<div></div>

*Please Note: A precinct will not display in the percent of precincts reporting until both election day and AV (absentee) results are recorded for that precinct.



Election Results

Representative in State Legislature - 25th District One 2-year term

Official results, updated August 14, 12:39 PM

[Race List](#) | [Race Summary](#) | [Race Details](#) | [Race Details \(Printer Friendly\)](#)

	POLL BOOK TOTALS	Nate Shannon (DEM)			Adam Wiley (REP)			Jasmine M. Early (REP)			Paul M Smith (REP)		
		AV	Elec Day	TOTAL	AV	Elec Day	TOTAL	AV	Elec Day	TOTAL	AV	Elec Day	TOTAL
STERLING HEIGHTS													
03	842	351	91	442	34	20	54	59	54	113	63	44	107
04	1,002	414	116	530	57	31	88	60	61	121	73	51	124
05	914	360	103	463	65	35	100	87	57	144	41	39	80
06	518	180	33	213	41	25	66	48	47	95	33	34	67
08	331	118	37	155	30	19	49	20	27	47	21	23	44
10	763	281	74	355	69	45	114	49	36	85	50	49	99
11	440	163	64	227	25	17	42	34	23	57	43	33	76
12	850	320	82	402	62	41	103	52	56	108	77	53	130
18	778	323	69	392	65	55	120	45	32	77	65	37	102
19	785	295	90	385	44	39	83	45	50	95	69	44	113
20	711	288	48	336	63	58	121	46	35	81	47	46	93
21	411	154	39	193	27	23	50	28	37	65	27	24	51
25	870	339	75	414	60	46	106	85	91	176	59	38	97
26	822	292	36	328	83	61	144	57	49	106	89	42	131
27	700	259	52	311	72	58	130	32	61	93	43	40	83
28	703	257	58	315	50	38	88	58	51	109	50	45	95
29	612	208	39	247	31	32	63	35	52	87	66	55	121
30	362	133	41	174	30	14	44	25	13	38	27	28	55
31	362	132	50	182	19	19	38	19	25	44	26	29	55
36	803	313	43	356	61	30	91	55	48	103	98	60	158
37	682	256	64	320	65	36	101	40	47	87	47	40	87
38	881	349	73	422	70	52	122	58	45	103	93	27	120
39	603	210	43	253	37	38	75	30	46	76	49	67	116
40	295	87	30	117	17	27	44	21	16	37	27	21	48
42	614	195	42	237	47	29	76	50	52	102	66	52	118
	16,654	6,277	1,492	7,769	1,224	888	2,112	1,138	1,111	2,249	1,349	1,021	2,370

	POLL BOOK TOTALS	Nate Shannon (DEM)			Adam Wiley (REP)			Jasmine M. Early (REP)			Paul M Smith (REP)		
		AV	Elec Day	TOTAL	AV	Elec Day	TOTAL	AV	Elec Day	TOTAL	AV	Elec Day	TOTAL
WARREN													
41	850	346	125	471	41	51	92	14	18	32	60	71	131
43	660	280	76	356	34	48	82	25	16	41	45	30	75
44	552	257	72	329	24	15	39	22	8	30	46	23	69
49	797	307	67	374	57	26	83	34	28	62	97	50	147
51	888	328	85	413	98	48	146	35	31	66	71	34	105
52	501	170	46	216	46	17	63	27	20	47	46	49	95
53	455	145	74	219	30	34	64	13	12	25	35	33	68
	4,703	1,833	545	2,378	330	239	569	170	133	303	400	290	690
TOTALS	21,357	8,110	2,037	10,147	1,554	1,127	2,681	1,308	1,244	2,552	1,749	1,311	3,060

☐ Yellow in the TOTALS column means precinct hasn't reported
 N/A indicates AV (Absentee) results are included in Elec Day results



Election Results

Representative in State Legislature - 28th District One 2-year term

Official results, updated August 14, 12:39 PM

[Race List](#) | [Race Summary](#) | [Race Details](#) | [Race Details \(Printer Friendly\)](#)

Democratic Party				
33 of 33 (100.0%) precincts reporting*				
Lori M. Stone	DEM	8,316	87.8%	<div></div>
William S. Massad	DEM	1,160	12.2%	<div></div>

Republican Party				
33 of 33 (100.0%) precincts reporting*				
Stephen Colegio	REP	3,120	64.1%	<div></div>
Clifford Frost	REP	1,748	35.9%	<div></div>

*Please Note: A precinct will not display in the percent of precincts reporting until both election day and AV (absentee) results are recorded for that precinct.



Election Results

Representative in State Legislature - 28th District One 2-year term

Official results, updated August 14, 12:39 PM

[Race List](#) | [Race Summary](#) | [Race Details](#) | [Race Details \(Printer Friendly\)](#)

Race Line													
POLL BOOK TOTALS	Lori M. Stone (DEM)			William S. Massad (DEM)			Clifford Frost (REP)			Stephen Colegio (REP)			
	AV	Elec Day	TOTAL	AV	Elec Day	TOTAL	AV	Elec Day	TOTAL	AV	Elec Day	TOTAL	
CENTER LINE													
01	422	133	64	197	19	16	35	19	19	38	24	74	98
02	345	147	60	207	10	10	20	14	21	35	22	19	41
03	455	157	88	245	22	17	39	16	36	52	27	43	70
04	250	84	33	117	10	6	16	18	16	34	25	21	46
05	240	81	41	122	5	7	12	9	21	30	12	35	47
	1,712	602	286	888	66	56	122	76	113	189	110	192	302
POLL BOOK TOTALS	Lori M. Stone (DEM)			William S. Massad (DEM)			Clifford Frost (REP)			Stephen Colegio (REP)			
	AV	Elec Day	TOTAL	AV	Elec Day	TOTAL	AV	Elec Day	TOTAL	AV	Elec Day	TOTAL	
WARREN													
01	541	242	86	328	24	14	38	25	20	45	38	34	72
03	536	225	87	312	38	28	66	18	21	39	40	27	67
04	433	148	93	241	17	9	26	15	33	48	37	38	75
05	445	189	64	253	33	14	47	19	21	40	26	32	58
06	540	220	75	295	18	17	35	28	39	67	33	46	79
07	275	102	56	158	12	12	24	8	14	22	21	13	34
08	294	93	61	154	11	8	19	22	22	44	9	14	23
09	339	127	58	185	14	14	28	15	8	23	33	32	65
11	9	3	2	5	1	0	1	0	0	0	0	2	2
12	223	78	41	119	17	7	24	9	8	17	15	20	35
18	138	59	18	77	6	4	10	4	13	17	8	11	19
19	493	148	94	242	25	22	47	22	29	51	35	50	85
20	651	301	52	353	24	11	35	35	29	64	61	58	119
22	693	234	86	320	21	9	30	24	35	59	103	91	194
28	887	374	98	472	29	13	42	50	50	100	98	66	164
32	715	274	47	321	27	12	39	29	31	60	108	64	172
34	354	126	64	190	12	25	37	16	15	31	25	25	50





Election Results

Representative in State Legislature - 30th District One 2-year term

Official results, updated August 14, 12:39 PM

[Race List](#) | [Race Summary](#) | [Race Details](#) | [Race Details \(Printer Friendly\)](#)

Democratic Party			
32 of 32 (100.0%) precincts reporting*			
Michael A. Chehab	DEM	6,770	100.0% 

Republican Party			
32 of 32 (100.0%) precincts reporting*			
Diana Farrington	REP	8,354	100.0% 

*Please Note: A precinct will not display in the percent of precincts reporting until both election day and AV (absentee) results are recorded for that precinct.



Election Results

Representative in State Legislature - 30th District One 2-year term

Official results, updated August 14, 12:39 PM

[Race List](#) | [Race Summary](#) | [Race Details](#) | [Race Details \(Printer Friendly\)](#)

POLI. BOOK TOTALS		Michael A. Chehab {DEM}			Diana Farrington (REP)		
		AV	Elec Day	TOTAL	AV	Elec Day	TOTAL
SHELBY TOWNSHIP							
02	813	129	35	164	277	220	497
04	684	121	37	158	259	137	396
05	513	135	23	158	150	71	221
10	533	112	26	138	179	127	306
25	875	174	34	208	316	167	483
27	807	225	55	280	238	145	383
28	944	267	21	288	330	125	455
29	478	93	28	121	141	123	264
30	618	109	29	138	199	137	336
6,265		1,365	288	1,653	2,089	1,252	3,341

	POLL BOOK TOTALS	Michael A. Chehab (DEM)			Diana Farrington (REP)		
		AV	Elec Day	TOTAL	AV	Elec Day	TOTAL
		STERLING HEIGHTS					
01	456	153	68	221	90	73	163
02	720	274	90	364	132	112	244
07	712	256	64	320	154	124	278
08	589	204	58	262	125	106	231
13	477	182	61	243	111	66	177
14	413	161	55	216	77	56	133
15	429	139	26	165	122	80	202
16	441	150	52	202	92	71	163
17	471	167	47	214	101	85	186
22	494	138	54	192	112	107	219
23	513	168	41	209	110	105	215
24	499	173	30	203	89	123	212
32	185	67	22	89	28	49	77

33	584	194	37	231	150	104	254
34	730	211	48	259	183	172	355
35	350	121	30	151	50	80	130
41	448	131	48	179	83	114	197
43	1,122	360	72	432	319	169	488
44	608	192	32	224	171	94	265
45	781	266	65	331	228	105	333
<hr/>							
	11,022	3,707	1,000	4,707	2,527	1,995	4,522

POLL BOOK TOTALS	Michael A. Chhab (DEM)			Deane Farrington (REP)		
	AV	Elec Day	TOTAL	AV	Elec Day	TOTAL

UTICA							
01	206	57	29	86	34	53	87
02	434	95	41	136	93	131	224
03	456	154	34	188	91	89	180
<hr/>							
	1,096	306	104	410	218	273	491
<hr/>							
TOTALS	18,383	5,378	1,392	6,770	4,834	3,520	8,354

☐ Yellow in the TOTALS column means precinct hasn't reported
 N/A indicates AV (Absentee) results are included in Elec Day results



Election Results

Representative in State Legislature - 31st District One 2-year term

Official results, updated August 14, 12:39 PM

[Race List](#) | [Race Summary](#) | [Race Details](#) | [Race Details \(Printer Friendly\)](#)

Democratic Party				
42 of 42 (100.0%) precincts reporting*				
William J. Sowerby	DEM	6,300	57.4%	<div></div>
Michelle Robertson	DEM	4,685	42.6%	<div></div>

Republican Party				
42 of 42 (100.0%) precincts reporting*				
Lisa Valerio-Nowc	REP	4,338	60.1%	<div></div>
Austin James Negipe	REP	2,878	39.9%	<div></div>

*Please Note: A precinct will not display in the percent of precincts reporting until both election day and AV (absentee) results are recorded for that precinct.



Election Results

Representative in State Legislature - 31st District One 2-year term

Official results, updated August 14, 12:39 PM

[Race List](#) | [Race Summary](#) | [Race Details](#) | [Race Details \(Printer Friendly\)](#)

	POLL BOOK TOTALS	Michelle Robertson (DEM)			William J. Soverby (DEM)			Austin James Negtpe (REP)			Lisa Valerio-Nowc (REP)		
		AV	Elec Day	TOTAL	AV	Elec Day	TOTAL	AV	Elec Day	TOTAL	AV	Elec Day	TOTAL
CLINTON TOWNSHIP													
02	245	24	14	38	63	10	73	21	14	35	41	22	63
03	491	74	27	101	141	31	172	33	29	62	53	33	86
05	370	76	69	145	125	55	180	3	6	9	6	4	10
06	586	90	63	153	169	30	199	31	33	64	48	42	90
07	262	34	16	50	63	15	78	17	14	31	38	26	64
08	469	55	45	100	82	23	105	32	44	76	42	44	86
09	326	38	32	70	59	29	88	17	30	47	35	37	72
11	455	66	42	108	114	29	143	23	36	59	46	35	81
12	253	40	18	58	62	11	73	8	15	23	26	32	58
13	534	74	46	120	112	29	141	28	55	83	45	60	105
14	233	18	18	36	51	15	66	17	15	32	36	35	71
15	449	48	39	87	85	27	112	24	57	81	49	50	99
16	646	97	30	127	158	29	187	51	35	86	92	49	141
17	471	53	21	74	110	32	142	34	47	81	52	49	101
18	506	37	19	56	118	16	134	29	35	64	72	64	136
19	685	70	20	90	129	17	146	85	39	124	111	66	177
20	93	21	13	34	15	9	24	2	6	8	8	10	18
21	349	49	36	85	94	21	115	26	10	36	30	25	55
22	535	108	54	162	159	26	185	25	13	38	48	29	77
23	791	88	35	123	192	22	214	71	46	117	111	54	165
24	477	52	15	67	103	30	133	30	23	53	67	52	119
25	557	116	39	155	118	16	134	37	41	78	55	41	96
26	666	56	36	92	160	29	189	43	39	82	112	70	182
30	535	103	42	145	116	25	141	38	27	65	49	40	89
31	629	69	41	110	166	43	209	45	36	81	76	54	130
32	451	54	30	84	109	11	120	44	31	75	64	29	93

33	864	154	38	192	225	22	247	68	29	97	118	79	197
35	1,114	137	43	180	261	39	300	111	60	171	192	73	265
43	335	28	11	39	68	15	83	20	24	44	59	39	98
	14,377	1,929	952	2,881	3,427	706	4,133	1,013	889	1,902	1,781	1,243	3,024

POLL BOOK TOTALS	Michelle Robertson (DEM)			William J. Sowerby (DEM)			Austin James Negipe (REP)			Lisa Valerio-Nowc (REP)		
	AV	Elec Day	TOTAL	AV	Elec Day	TOTAL	AV	Elec Day	TOTAL	AV	Elec Day	TOTAL

FRASER

01	421	61	36	97	67	30	97	33	44	77	35	52	87
02	645	65	36	101	133	26	159	40	57	97	113	63	176
03	744	125	42	167	185	35	220	61	51	112	75	48	123
04	573	87	53	140	121	24	145	39	47	86	47	56	103
05	176	29	12	41	46	7	53	10	16	26	18	17	35
06	787	91	32	123	179	39	218	61	50	111	101	82	183
07	409	70	44	114	88	10	98	33	22	55	46	30	76
	3,755	528	255	783	819	171	990	277	287	564	435	348	783

POLL BOOK TOTALS	Michelle Robertson (DEM)			William J. Sowerby (DEM)			Austin James Negipe (REP)			Lisa Valerio-Nowc (REP)		
	AV	Elec Day	TOTAL	AV	Elec Day	TOTAL	AV	Elec Day	TOTAL	AV	Elec Day	TOTAL

MOUNT CLEMENS

01	386	85	66	151	97	54	151	4	15	19	14	15	29
02	639	67	86	153	154	67	221	23	58	81	32	57	89
03	781	108	86	194	168	75	243	28	66	94	66	71	137
04	379	69	47	116	85	27	112	12	27	39	23	31	54
06	800	168	98	266	175	84	259	23	47	70	40	51	91
09	720	99	42	141	145	46	191	49	60	109	55	76	131
	3,705	596	425	1,021	824	353	1,177	139	273	412	230	301	531

TOTALS

21,837	3,053	1,632	4,685	5,070	1,230	6,300	1,429	1,449	2,878	2,446	1,892	4,338
--------	-------	-------	-------	-------	-------	-------	-------	-------	-------	-------	-------	-------

☐ Yellow in the TOTALS column means precinct hasn't reported
 N/A indicates AV (Absentee) results are included in Elec Day results



Election Results

Representative in State Legislature - 32nd District One 2-year term

Official results, updated August 14, 12:39 PM

[Race List](#) | [Race Summary](#) | [Race Details](#) | [Race Details \(Printer Friendly\)](#)

Democratic Party				
24 of 24 (100.0%) precincts reporting*				
Justin Boucher	DEM	5,034	100.0%	<div></div>

Republican Party				
24 of 24 (100.0%) precincts reporting*				
Pamela Hornberger	REP	4,728	64.5%	<div></div>
Brandon J. Mikula	REP	2,601	35.5%	<div></div>

*Please Note: A precinct will not display in the percent of precincts reporting until both election day and AV (absentee) results are recorded for that precinct.



Election Results

Representative in State Legislature - 32nd District One 2-year term

Official results, updated August 14, 12:39 PM

[Race List](#) | [Race Summary](#) | [Race Details](#) | [Race Details \(Printer Friendly\)](#)

POLL BOOK TOTALS		Justin Boucher (DEM)			Brandon J. Mikula (REP)			Pamela Hornberger (REP)		
		AV	Elec Day	TOTAL	AV	Elec Day	TOTAL	AV	Elec Day	TOTAL
CHESTERFIELD TOWNSHIP										
01	786	230	34	264	86	74	160	157	75	232
02	726	183	59	242	65	71	136	128	87	215
03	587	138	28	166	47	64	111	113	87	200
04	495	159	33	192	43	33	76	92	62	154
05	684	203	49	252	52	71	123	119	82	201
06	591	152	42	194	54	65	119	111	102	213
07	477	125	37	162	41	62	103	76	59	135
08	558	130	32	162	41	58	99	127	69	196
09	633	199	31	230	63	48	111	141	67	208
10	968	205	27	232	84	99	183	282	115	397
11	492	151	27	178	34	57	91	95	68	163
12	564	173	64	237	22	70	92	84	66	150
13	790	220	59	279	59	88	147	158	94	252
14	426	118	34	152	30	50	80	74	55	129
15	891	254	60	314	68	85	153	206	93	299
16	669	170	44	214	58	51	109	152	89	241
17	295	108	58	166	7	33	40	37	16	53
18	468	124	40	164	31	49	80	71	56	127
19	462	139	39	178	18	46	64	57	78	135
11,562		3,181	797	3,978	903	1,174	2,077	2,280	1,420	3,700
POLL BOOK TOTALS		Justin Boucher (DEM)			Brandon J. Mikula (REP)			Pamela Hornberger (REP)		
		AV	Elec Day	TOTAL	AV	Elec Day	TOTAL	AV	Elec Day	TOTAL
NEW BALTIMORE										
01	479	129	45	174	23	55	78	69	92	161
02	374	99	21	120	27	48	75	73	63	136
03	853	191	71	262	54	94	148	153	166	319

04	702	227	54	281	50	79	129	102	100	202
05	626	171	48	219	31	63	94	97	113	210
	3,034	817	239	1,056	185	339	524	494	534	1,028
TOTALS	14,596	3,998	1,036	5,034	1,088	1,513	2,601	2,774	1,954	4,728

☐ Yellow in the TOTALS column means precinct hasn't reported
 N/A indicates AV (Absentee) results are included in Elec Day results



Election Results

Representative in State Legislature - 33rd District One 2-year term

Official results, updated August 14, 12:39 PM

[Race List](#) | [Race Summary](#) | [Race Details](#) | [Race Details \(Printer Friendly\)](#)

Democratic Party				
40 of 40 (100.0%) precincts reporting*				
Olu Jabari	DEM	7,104	100.0%	

Republican Party				
40 of 40 (100.0%) precincts reporting*				
Jeff Yaroch	REP	13,557	100.0%	

*Please Note: A precinct will not display in the percent of precincts reporting until both election day and AV (absentee) results are recorded for that precinct.



Election Results

Representative in State Legislature - 33rd District One 2-year term

Official results, updated August 14, 12:39 PM

[Race List](#) | [Race Summary](#) | [Race Details](#) | [Race Details \(Printer Friendly\)](#)

POLL BOOK TOTALS		Olu Jabari (DEM)			Jeff Yaroch (REP)		
		AV	Elec Day	TOTAL	AV	Elec Day	TOTAL
ARMADA TOWNSHIP							
01	1,092	117	35	152	340	327	667
02	775	60	15	75	175	307	482
<u>1,867</u>		<u>177</u>	<u>50</u>	<u>227</u>	<u>515</u>	<u>634</u>	<u>1,149</u>

POLI. BOOK TOTALS		Olu Jabari (DEM)			Jeff Yaroch (REP)		
		AV	Elec Day	TOTAL	AV	Elec Day	TOTAL
LENOX TOWNSHIP							
01	503	83	21	104	142	152	294
02	634	159	47	206	151	168	319
03	574	216	62	278	66	132	198
04	246	75	51	126	29	66	95
1,957		533	181	714	388	518	906

POLL BOOK TOTALS		Olu Jabari (DEM)			Jeff Yaroch (REP)		
		AV	Elec Day	TOTAL	AV	Elec Day	TOTAL
MACOMBE TOWNSHIP							
01	541	122	23	145	166	138	304
02	674	159	44	203	158	160	318
05	777	212	59	271	220	165	385
08	654	178	37	215	199	109	308
09	466	80	16	96	174	118	292
10	477	154	63	217	83	78	161
11	761	153	70	223	207	189	396
13	669	149	45	194	163	194	357
15	850	176	27	203	336	152	488
16	899	204	49	253	265	209	474
17	780	222	45	267	225	163	388

18	473	158	47	205	92	82	174
21	851	220	26	246	314	130	444
22	798	185	25	210	278	131	409
23	773	171	18	189	336	103	439
24	936	249	29	278	372	85	457
25	491	107	32	139	146	109	255
26	450	87	39	126	143	100	243
27	796	187	38	225	221	214	435
28	532	116	45	161	138	157	295
29	572	165	76	241	136	102	238
31	502	105	20	125	136	130	266
32	634	132	28	160	176	165	341
34	560	141	33	174	140	148	288
35	616	186	60	246	138	142	280
36	487	123	33	156	134	101	235
37	607	120	26	146	180	153	333
<hr/>							
	17,626	4,261	1,053	5,314	5,276	3,727	9,003

POLL BOOK TOTALS	Olu Jahari (DEM)	Jeff Yaroch (REP)
AV	Elec Day	AV
	TOTAL	TOTAL

MEMPHIS

01	186	N/A	45	45	N/A	108	108
	186	N/A	45	45	N/A	108	108

POLL BOOK TOTALS	Olu Jahari (DEM)	Jeff Yaroch (REP)
AV	Elec Day	AV
	TOTAL	TOTAL

RAY TOWNSHIP

01	614	59	23	82	200	185	385
02	835	93	37	130	240	273	513
	1,449	152	60	212	440	458	898

POLL BOOK TOTALS	Olu Jahari (DEM)	Jeff Yaroch (REP)
AV	Elec Day	AV
	TOTAL	TOTAL

RICHMOND CITY

01	837	189	61	250	214	270	484
02	641	129	50	179	168	195	363
	1,478	318	111	429	382	465	847

POLL BOOK TOTALS	Olu Jahari (DEM)	Jeff Yaroch (REP)
AV	Elec Day	AV
	TOTAL	TOTAL

RICHMOND TOWNSHIP

01	474	N/A	73	73	N/A	328	328
02	473	N/A	90	90	N/A	318	318

	947	N/A	163	163	N/A	646	646
TOTALS	25,510	5,441	1,663	7,104	7,001	6,556	13,557

☐ Yellow in the TOTALS column means precinct hasn't reported
 N/A indicates AV (Absentee) results are included in Elec Day results



Election Results

Representative in State Legislature - 36th District One 2-year term

Official results, updated August 14, 12:39 PM

[Race List](#) | [Race Summary](#) | [Race Details](#) | [Race Details \(Printer Friendly\)](#)

Democratic Party				
36 of 36 (100.0%) precincts reporting*				
Robert Murphy	DEM	5,949	100.0%	<div></div>

Republican Party				
36 of 36 (100.0%) precincts reporting*				
Douglas C. Wozniak	REP	15,628	100.0%	<div></div>

*Please Note: A precinct will not display in the percent of precincts reporting until both election day and AV (absentee) results are recorded for that precinct.



Election Results

Representative in State Legislature - 36th District One 2-year term

Official results, updated August 14, 12:39 PM

[Race List](#) | [Race Summary](#) | [Race Details](#) | [Race Details \(Printer Friendly\)](#)

POLL BOOK TOTALS		Robert Murphy (DEM)			Douglas C. Wozniak (REP)		
		AV	Elec Day	TOTAL	AV	Elec Day	TOTAL
BRUCE TOWNSHIP							
01	581	105	40	145	123	170	293
02	1,080	135	40	175	275	388	663
03	687	86	34	120	189	191	380
04	824	87	28	115	193	320	513
3,172		413	142	555	780	1,069	1,849

POLL BOOK TOTALS		Robert Murphy (DEM)			Douglas C. Wozniak (REP)		
		AV	Elec Day	TOTAL	AV	Elec Day	TOTAL
SHELBY TOWNSHIP							
01	1,026	162	38	200	350	239	589
03	365	69	29	98	104	115	219
06	440	126	37	163	86	101	187
07	828	138	42	180	253	197	450
08	418	63	20	83	120	120	240
09	382	102	43	145	85	100	185
11	653	162	38	200	168	163	331
12	560	75	28	103	212	150	362
13	413	62	31	93	125	108	233
14	812	145	51	196	254	211	465
15	875	158	57	215	269	224	493
16	1,132	212	39	251	460	189	649
17	876	164	59	223	249	213	462
18	658	167	32	199	205	115	320
19	593	104	47	151	197	128	325
20	491	113	23	136	150	83	233
21	307	102	59	161	44	53	97
22	1,161	224	27	251	437	238	675

23	955	131	32	163	367	242	609
24	1,273	175	55	230	482	301	783
26	792	214	32	246	261	123	384
	15,010	2,868	819	3,687	4,878	3,413	8,291

POLL BOOK	Robert Murphy	Douglas C. Wozniak				
TOTALS	(DEM)	(REP)				
	AV	Elec Day	TOTAL	AV	Elec Day	TOTAL

WASHINGTON TOWNSHIP

01	557	87	35	122	132	163	295
02	1,154	209	44	253	404	243	647
03	1,069	114	41	155	292	339	631
04	754	136	50	186	153	223	376
05	1,076	113	30	143	347	338	685
06	1,145	159	17	176	457	216	673
07	1,031	164	27	191	310	310	620
08	879	140	40	180	273	215	488
09	514	69	16	85	104	179	283
10	661	87	33	120	182	206	388
11	649	82	14	96	227	175	402
	9,489	1,360	347	1,707	2,881	2,607	5,488

TOTALS

27,671	4,641	1,308	5,949	8,539	7,089	15,628
---------------	--------------	--------------	--------------	--------------	--------------	---------------

□ Yellow in the TOTALS column means precinct hasn't reported
N/A indicates AV (Absentee) results are included in Elec Day results



Election Results

Judge of Probate Court - Incumbent Position

One 6-year term

Official results, updated August 14, 12:39 PM

[Race List](#) | [Race Summary](#) | [Race Details](#) | [Race Details \(Printer Friendly\)](#)

343 of 343 (100.0%) precincts reporting*			
Kathryn A. George	86,246	62.8%	<div></div>
Lynn M. Maison	32,800	23.9%	<div></div>
Armand Velardo	18,346	13.4%	<div></div>

*Please Note: A precinct will not display in the percent of precincts reporting until both election day and AV (absentee) results are recorded for that precinct.



Election Results

Judge of Probate Court - Incumbent Position One 6-year term

Official results, updated August 14, 12:39 PM

[Race List](#) | [Race Summary](#) | [Race Details](#) | [Race Details \(Printer Friendly\)](#)

		Armand Velardo			Kathryn A. George			Lynn M. Maison		
POLL BOOK TOTALS		AV	Elec Day	TOTAL	AV	Elec Day	TOTAL	AV	Elec Day	TOTAL
ARMADA TOWNSHIP										
01	1,092	35	29	64	234	94	328	69	29	98
02	775	19	36	55	146	142	288	35	60	95
	1,867	54	65	119	380	236	616	104	89	193
		Armand Velardo			Kathryn A. George			Lynn M. Maison		
POLL BOOK TOTALS		AV	Elec Day	TOTAL	AV	Elec Day	TOTAL	AV	Elec Day	TOTAL
BRUCE TOWNSHIP										
01	581	29	37	66	132	84	216	41	34	75
02	1,080	63	62	125	241	211	452	70	67	137
03	687	27	22	49	186	128	314	44	33	77
04	824	29	39	68	160	142	302	66	61	127
	3,172	148	160	308	719	565	1,284	221	195	416
		Armand Velardo			Kathryn A. George			Lynn M. Maison		
POLL BOOK TOTALS		AV	Elec Day	TOTAL	AV	Elec Day	TOTAL	AV	Elec Day	TOTAL
CENTER LINE										
01	422	12	13	25	102	77	179	30	32	62
02	345	21	16	37	70	43	113	38	36	74
03	455	16	17	33	104	64	168	37	37	74
04	250	16	13	29	81	24	105	22	15	37
05	240	3	13	16	43	37	80	20	26	46
	1,712	68	72	140	400	245	645	147	146	293
		Armand Velardo			Kathryn A. George			Lynn M. Maison		
POLL BOOK TOTALS		AV	Elec Day	TOTAL	AV	Elec Day	TOTAL	AV	Elec Day	TOTAL
CHESTERFIELD TOWNSHIP										
01	786	43	21	64	229	84	313	62	26	88
02	726	38	27	65	200	95	295	59	50	109
03	587	22	11	33	143	66	209	67	54	121
04	495	28	17	45	117	54	171	37	14	51

05	684	29	19	48	170	83	253	58	50	108
06	591	27	22	49	118	80	198	65	51	116
07	477	22	13	35	118	62	180	50	29	79
08	558	25	15	40	148	73	221	55	43	98
09	633	30	20	50	191	58	249	66	33	99
10	968	60	40	100	223	112	335	105	37	142
11	492	31	22	53	114	52	166	40	36	76
12	564	34	22	56	110	72	182	46	44	90
13	790	35	20	55	196	86	282	67	44	111
14	426	26	18	44	98	59	157	35	22	57
15	891	44	26	70	209	84	293	104	66	170
16	669	48	18	66	178	74	252	55	29	84
17	295	13	7	20	76	48	124	25	20	45
18	468	26	13	39	93	60	153	63	23	86
19	462	22	18	40	95	61	156	34	29	63
	11,562	603	369	972	2,826	1,363	4,189	1,093	700	1,793

POLL BOOK	Armand Velarde			Kathryn A. George			Lynn M. Maison		
TOTALS	AV	Elec Day	TOTAL	AV	Elec Day	TOTAL	AV	Elec Day	TOTAL

CLINTON TOWNSHIP

01	584	32	16	48	201	67	268	72	28	100
02	245	17	8	25	99	19	118	25	21	46
03	491	30	17	47	176	55	231	56	25	81
04	174	2	5	7	66	18	84	15	10	25
05	370	15	17	32	92	43	135	42	22	64
06	586	38	17	55	182	80	262	51	32	83
07	262	7	7	14	85	41	126	33	13	46
08	469	27	22	49	118	58	176	64	49	113
09	326	20	14	34	94	67	161	30	20	50
10	566	31	23	54	194	64	258	79	34	113
11	455	19	20	39	132	55	187	62	36	98
12	253	13	8	21	89	39	128	20	16	36
13	534	17	17	34	150	74	224	59	49	108
14	233	18	10	28	51	26	77	32	21	53
15	449	18	30	48	123	77	200	39	35	74
16	646	44	19	63	212	66	278	81	27	108
17	471	21	15	36	129	57	186	63	44	107
18	506	29	25	54	159	66	225	43	24	67
19	685	52	15	67	231	57	288	91	50	141
20	93	5	3	8	25	14	39	9	10	19
21	349	22	10	32	105	49	154	35	17	52
22	535	28	7	35	177	53	230	72	31	103

23	791	59	26	85	268	61	329	116	35	151
24	477	30	13	43	168	64	232	42	19	61
25	557	31	18	49	180	62	242	67	28	95
26	666	62	24	86	187	72	259	92	49	141
27	608	51	17	68	248	55	303	63	19	82
28	423	22	6	28	148	54	202	39	25	64
29	775	49	21	70	275	74	349	108	35	143
30	535	25	11	36	162	65	227	50	42	92
31	629	24	14	38	217	77	294	71	44	115
32	451	20	16	36	153	45	198	63	21	84
33	864	60	23	83	332	87	419	107	25	132
34	519	24	15	39	148	57	205	83	35	118
35	1,114	89	30	119	387	90	477	139	50	189
36	646	40	16	56	218	72	290	72	25	97
37	874	63	16	79	346	66	412	97	25	122
38	559	37	30	67	184	50	234	74	25	99
39	601	50	18	68	236	53	289	58	19	77
40	832	47	17	64	297	104	401	117	29	146
41	630	43	29	72	193	56	249	90	40	130
42	608	48	18	66	213	57	270	57	31	88
43	335	33	9	42	117	46	163	29	13	42
44	1,099	80	34	114	378	79	457	124	53	177
45	690	45	15	60	248	59	307	86	33	119
46	1,150	69	22	91	439	101	540	138	33	171
<hr/>										
	25,715	1,606	783	2,389	8,632	2,751	11,383	3,055	1,367	4,422

POLL BOOK TOTALS				Armand Velardo			Kathryn A. George			Lynn M. Maisen		
	AV	Elec Day	TOTAL	AV	Elec Day	TOTAL	AV	Elec Day	TOTAL	AV	Elec Day	TOTAL

EASTPOINTE

01	416	30	17	47	87	53	140	22	17	39
02	610	20	13	33	162	63	225	70	32	102
03	538	28	18	46	134	82	216	59	43	102
04	512	22	17	39	159	62	221	47	24	71
05	500	27	21	48	120	97	217	47	45	92
06	519	18	16	34	120	41	161	64	29	93
07	511	29	11	40	131	54	185	45	29	74
08	675	31	11	42	163	57	220	54	39	93
09	463	18	14	32	105	31	136	58	15	73
10	331	18	8	26	88	43	131	22	16	38
11	480	19	15	34	125	57	182	56	30	86
12	811	43	32	75	201	71	272	93	55	148
13	291	20	8	28	83	28	111	30	15	45

14	577	44	17	61	157	62	219	54	35	89
	7,234	367	218	585	1,835	801	2,636	721	424	1,145
POLL BOOK TOTALS	Armand Velardo			Kathryn A. George			Lynn M. Maison			
	AV	Elec Day	TOTAL	AV	Elec Day	TOTAL	AV	Elec Day	TOTAL	

FRASER

01	421	16	22	38	101	56	157	35	27	62
02	645	53	27	80	176	66	242	54	35	89
03	744	30	14	44	222	75	297	96	37	133
04	573	20	20	40	140	81	221	74	42	116
05	176	8	6	14	52	21	73	19	7	26
06	787	31	28	59	233	83	316	71	33	104
07	409	12	24	36	123	48	171	46	15	61
	3,755	170	141	311	1,047	430	1,477	395	196	591
POLL BOOK TOTALS	Armand Velardo			Kathryn A. George			Lynn M. Maison			
	AV	Elec Day	TOTAL	AV	Elec Day	TOTAL	AV	Elec Day	TOTAL	

GROSSE POINTE SHORES

03	30	N/A	2	2	N/A	11	11	N/A	9	9
	30	N/A	2	2	N/A	11	11	N/A	9	9
POLL BOOK TOTALS	Armand Velardo			Kathryn A. George			Lynn M. Maison			
	AV	Elec Day	TOTAL	AV	Elec Day	TOTAL	AV	Elec Day	TOTAL	

HARRISON TOWNSHIP

01	704	38	39	77	195	82	277	81	60	141
02	860	60	28	88	246	96	342	99	57	156
03	820	40	25	65	246	96	342	102	87	189
04	862	53	29	82	242	107	349	124	66	190
05	972	52	29	81	286	84	370	139	121	260
06	907	51	31	82	271	105	376	114	85	199
07	923	51	38	89	241	83	324	134	75	209
08	530	32	24	56	171	70	241	47	40	87
09	835	46	24	70	264	104	368	98	46	144
10	762	43	25	68	221	82	303	87	94	181
	8,175	466	292	758	2,383	909	3,292	1,025	731	1,756
POLL BOOK TOTALS	Armand Velardo			Kathryn A. George			Lynn M. Maison			
	AV	Elec Day	TOTAL	AV	Elec Day	TOTAL	AV	Elec Day	TOTAL	

LENOX TOWNSHIP

01	503	13	15	28	96	66	162	49	21	70
02	634	23	14	37	117	76	193	46	32	78
03	574	14	14	28	113	60	173	51	39	90
04	246	5	19	24	33	41	74	20	15	35
	1,957	55	62	117	359	243	602	166	107	273
POLL BOOK TOTALS	Armand Velardo			Kathryn A. George			Lynn M. Maison			
	AV	Elec Day	TOTAL	AV	Elec Day	TOTAL	AV	Elec Day	TOTAL	

MACOMB TOWNSHIP

01	541	33	24	57	167	70	237	52	35	87
02	674	26	25	51	174	87	261	78	66	144
03	599	28	30	58	184	91	275	49	41	90
04	649	33	27	60	203	95	298	63	36	99
05	777	52	32	84	243	98	341	98	50	148
06	589	37	17	54	220	60	280	47	15	62
07	592	32	18	50	189	81	270	48	42	90
08	654	36	26	62	193	80	273	72	27	99
09	466	24	18	42	154	72	226	50	11	61
10	477	13	13	26	152	71	223	47	28	75
11	761	35	28	63	206	106	312	77	66	143
12	740	49	30	79	263	80	343	64	27	91
13	669	33	30	63	185	139	324	67	34	101
14	777	38	20	58	238	94	332	82	54	136
15	850	65	33	98	316	75	391	73	23	96
16	899	56	25	81	280	142	422	74	42	116
17	780	46	26	72	263	83	346	78	58	136
18	473	16	8	24	168	62	230	38	21	59
19	286	12	11	23	87	33	120	28	19	47
20	683	47	20	67	163	78	241	82	42	124
21	851	73	25	98	307	63	370	58	26	84
22	798	51	18	69	297	78	375	61	32	93
23	773	44	19	63	303	58	361	101	21	122
24	936	73	7	80	400	58	458	85	15	100
25	491	24	23	47	156	67	223	53	23	76
26	450	31	20	51	121	61	182	37	23	60
27	796	40	41	81	232	99	331	72	33	105
28	532	17	23	40	144	93	237	41	29	70
29	572	25	23	48	171	75	246	57	30	87
30	664	37	31	68	199	93	292	59	35	94
31	502	24	20	44	164	73	237	40	23	63
32	634	29	23	52	176	89	265	50	36	86
33	464	33	5	38	154	47	201	37	23	60
34	560	26	22	48	174	84	258	45	32	77
35	616	31	21	52	167	76	243	72	46	118
36	487	36	17	53	146	49	195	44	31	75
37	607	35	11	46	184	84	268	46	32	78
<hr/>										
	23,669	1,340	810	2,150	7,543	2,944	10,487	2,225	1,227	3,452

POLL BOOK
TOTALS

Ammand Velardo
AV Elec Day TOTAL

Kathryn A. George
AV Elec Day TOTAL

Lynn M. Maison
AV Elec Day TOTAL

MEMPHIS

01	186	N/A	17	17	N/A	71	71	N/A	28	28
	186	N/A	17	17	N/A	71	71	N/A	28	28
POLL BOOK TOTALS	Armand Velardo			Kathryn A. George			Lynn M. Maison			
	AV	Elec Day	TOTAL	AV	Elec Day	TOTAL	AV	Elec Day	TOTAL	

MOUNT CLEMENS

01	386	24	20	44	94	60	154	55	35	90
02	639	48	51	99	165	120	285	60	68	128
03	781	42	37	79	211	147	358	81	85	166
04	379	28	20	48	107	56	163	49	38	87
06	800	60	51	111	226	119	345	90	79	169
09	720	40	37	77	206	107	313	93	69	162
	3,705	242	216	458	1,009	609	1,618	428	374	802
POLL BOOK TOTALS	Armand Velardo			Kathryn A. George			Lynn M. Maison			
	AV	Elec Day	TOTAL	AV	Elec Day	TOTAL	AV	Elec Day	TOTAL	

NEW BALTIMORE

01	479	20	21	41	95	72	167	43	33	76
02	374	22	24	46	91	43	134	39	23	62
03	853	39	25	64	195	162	357	79	70	149
04	702	23	21	44	162	89	251	86	48	134
05	626	36	27	63	130	98	228	62	44	106
	3,034	140	118	258	673	464	1,137	309	218	527
POLL BOOK TOTALS	Armand Velardo			Kathryn A. George			Lynn M. Maison			
	AV	Elec Day	TOTAL	AV	Elec Day	TOTAL	AV	Elec Day	TOTAL	

RAY TOWNSHIP

01	614	31	26	57	155	83	238	47	46	93
02	835	30	37	67	195	152	347	64	45	109
	1,449	61	63	124	350	235	585	111	91	202
POLL BOOK TOTALS	Armand Velardo			Kathryn A. George			Lynn M. Maison			
	AV	Elec Day	TOTAL	AV	Elec Day	TOTAL	AV	Elec Day	TOTAL	

RICHMOND CITY

01	837	22	25	47	215	138	353	61	67	128
02	641	30	29	59	142	81	223	52	58	110
	1,478	52	54	106	357	219	576	113	125	238
POLL BOOK TOTALS	Armand Velardo			Kathryn A. George			Lynn M. Maison			
	AV	Elec Day	TOTAL	AV	Elec Day	TOTAL	AV	Elec Day	TOTAL	

RICHMOND TOWNSHIP

01	474	N/A	32	32	N/A	175	175	N/A	72	72
02	473	N/A	34	34	N/A	129	129	N/A	76	76
	947	N/A	66	66	N/A	304	304	N/A	148	148
POLL BOOK TOTALS	Armand Velardo			Kathryn A. George			Lynn M. Maison			
	AV	Elec Day	TOTAL	AV	Elec Day	TOTAL	AV	Elec Day	TOTAL	

ROSEVILLE

01	553	25	18	43	154	80	234	45	38	83
02	832	27	17	44	262	109	371	68	42	110
03	558	18	17	35	139	52	191	55	37	92
04	336	20	17	37	114	46	160	28	26	54
05	500	18	13	31	155	65	220	47	18	65
06	722	24	35	59	192	90	282	69	49	118
07	740	23	26	49	208	109	317	57	35	92
08	731	37	19	56	234	90	324	61	46	107
09	828	42	31	73	208	91	299	90	63	153
10	403	17	20	37	105	56	161	24	30	54
11	558	23	19	42	156	62	218	55	40	95
12	506	38	16	54	127	46	173	62	40	102
13	296	13	11	24	94	45	139	24	13	37
14	456	19	18	37	107	60	167	44	38	82
15	687	43	11	54	187	54	241	80	48	128
<hr/>										
	8,706	387	288	675	2,442	1,055	3,497	809	563	1,372

POLL BOOK TOTALS

Armand Valardo
AV Elec Day TOTAL

Kalbyn A. George
AV Elec Day TOTAL

Lynn M. Maison
AV Elec Day TOTAL

SHELBY TOWNSHIP

01	1,026	85	37	122	243	100	343	93	27	120
02	813	30	28	58	216	110	326	54	45	99
03	365	15	25	40	65	47	112	30	30	60
04	684	55	13	68	169	63	232	54	33	87
05	513	28	10	38	146	50	196	28	19	47
06	440	14	12	26	97	46	143	58	34	92
07	828	52	36	88	193	85	278	42	40	82
08	418	15	18	33	91	53	144	46	20	66
09	382	19	24	43	76	43	119	40	30	70
10	533	25	9	34	122	57	179	28	27	55
11	653	34	20	54	181	71	252	37	33	70
12	560	14	15	29	118	68	186	67	41	108
13	413	8	24	32	99	52	151	26	22	48
14	812	42	34	76	189	96	285	79	26	105
15	875	39	29	68	183	97	280	83	49	132
16	1,132	70	31	101	334	74	408	104	27	131
17	876	59	30	89	191	116	307	72	34	106
18	658	29	27	56	197	41	238	62	31	93
19	593	33	33	66	144	50	194	40	28	68
20	491	25	16	41	135	49	184	38	10	48
21	307	11	8	19	57	37	94	35	17	52

22	1,161	70	28	98	291	97	388	106	35	141
23	955	85	45	130	232	110	342	77	43	120
24	1,273	101	47	148	328	118	446	110	60	170
25	875	41	24	65	235	73	308	82	37	119
26	792	35	12	47	227	71	298	70	49	119
27	807	46	24	70	191	72	263	88	32	120
28	944	57	17	74	283	60	343	81	26	107
29	478	24	19	43	116	54	170	44	26	70
30	618	33	17	50	144	59	203	52	26	78
	21,275	1,194	712	1,906	5,293	2,119	7,412	1,826	957	2,783

POLL BOOK TOTALS	Armand Valardo			Kathryn A. George			Lynn M. Maisson		
	AV	Elec Day	TOTAL	AV	Elec Day	TOTAL	AV	Elec Day	TOTAL

ST. CLAIR SHORES

01	1,149	91	32	123	367	114	481	95	44	139
02	981	41	23	64	332	88	420	92	39	131
03	878	61	41	102	226	116	342	85	48	133
04	900	66	35	101	237	96	333	83	39	122
05	816	53	30	83	187	132	319	82	59	141
06	776	53	19	72	206	68	274	79	39	118
07	489	30	16	46	131	45	176	51	29	80
08	743	39	30	69	229	103	332	71	45	116
09	487	28	18	46	107	49	156	48	21	69
10	832	34	31	65	268	80	348	78	47	125
11	366	19	9	28	119	46	165	37	17	54
12	992	49	32	81	277	88	365	147	60	207
13	1,158	80	56	136	336	116	452	119	48	167
14	321	10	8	18	86	66	152	29	20	49
15	896	51	38	89	243	91	334	104	55	159
16	817	63	19	82	225	106	331	65	45	110
17	983	57	30	87	290	113	403	102	64	166
18	718	48	18	66	207	63	270	84	49	133
19	615	30	26	56	159	77	236	78	36	114
20	427	19	7	26	131	40	171	56	27	83
21	660	44	22	66	169	80	249	89	58	147
22	554	26	29	55	145	90	235	46	45	91
23	677	28	23	51	170	95	265	71	35	106
	17,235	1,020	592	1,612	4,847	1,962	6,809	1,791	969	2,760

POLL BOOK TOTALS	Armand Valardo			Kathryn A. George			Lynn M. Maisson		
	AV	Elec Day	TOTAL	AV	Elec Day	TOTAL	AV	Elec Day	TOTAL

STERLING HEIGHTS

01	456	17	18	35	131	70	201	50	37	87
----	-----	----	----	----	-----	----	-----	----	----	----

02	720	32	17	49	185	76	261	84	34	118
03	842	38	26	64	269	77	346	76	44	120
04	1,002	48	33	81	310	88	398	121	59	180
05	914	55	25	80	278	76	354	56	30	86
06	518	25	26	51	159	37	196	55	24	79
07	712	42	20	62	228	79	307	82	25	107
08	589	38	32	70	195	78	273	40	26	66
09	331	13	9	22	99	49	148	29	19	48
10	763	48	30	78	223	67	290	87	41	128
11	440	23	19	42	124	70	194	40	16	56
12	850	31	25	56	309	88	397	78	45	123
13	477	23	14	37	122	36	158	59	27	86
14	413	19	21	40	139	36	175	31	13	44
15	429	27	15	42	151	41	192	37	26	63
16	441	23	16	39	123	51	174	41	28	69
17	471	14	14	28	186	50	236	25	29	54
18	778	33	21	54	267	89	356	75	41	116
19	785	48	16	64	233	73	306	68	49	117
20	711	46	20	66	247	74	321	66	34	100
21	411	17	17	34	138	52	190	37	20	57
22	494	28	16	44	154	81	235	30	32	62
23	513	35	11	46	163	63	226	35	26	61
24	499	28	18	46	133	92	225	70	18	88
25	870	31	23	54	266	89	355	95	57	152
26	822	67	17	84	280	87	367	83	29	112
27	700	33	24	57	243	83	326	55	45	100
28	703	38	24	62	258	76	334	77	39	116
29	612	24	22	46	168	64	232	58	38	96
30	362	15	17	32	122	40	162	34	19	53
31	362	10	11	21	129	47	176	31	29	60
32	185	8	3	11	45	27	72	19	13	32
33	584	28	14	42	204	61	265	50	29	79
34	730	38	20	58	166	78	244	82	53	135
35	350	16	11	27	97	48	145	36	23	59
36	803	31	14	45	285	88	373	73	33	106
37	682	39	17	56	200	65	265	71	51	122
38	881	53	28	81	292	73	365	67	33	100
39	603	18	18	36	194	107	301	55	44	99
40	295	19	13	32	69	40	109	36	18	54
41	448	23	20	43	122	77	199	41	21	62
42	614	24	17	41	203	78	281	60	40	100

43	1,122	63	29	92	403	98	501	105	50	155
44	608	40	17	57	222	50	272	41	19	60
45	781	33	22	55	255	73	328	70	22	92
	27,676	1,402	860	2,262	8,789	3,042	11,831	2,611	1,448	4,059

POLL BOOK TOTALS	Armand Velardo			Kathryn A. George			Lynn M. Maison		
	AV	Elec Day	TOTAL	AV	Elec Day	TOTAL	AV	Elec Day	TOTAL

UTICA

01	206	9	12	21	62	35	97	18	17	35
02	434	14	17	31	96	87	183	36	22	58
03	456	27	11	38	144	56	200	41	19	60
	1,096	50	40	90	302	178	480	95	58	153

POLL BOOK TOTALS	Armand Velardo			Kathryn A. George			Lynn M. Maison		
	AV	Elec Day	TOTAL	AV	Elec Day	TOTAL	AV	Elec Day	TOTAL

WARREN

01	541	19	16	35	143	54	197	68	39	107
03	536	32	15	47	159	60	219	45	34	79
04	433	15	8	23	117	70	187	29	39	68
05	445	23	14	37	117	39	156	51	29	80
06	540	39	19	58	146	69	215	36	30	66
07	275	9	4	13	80	34	114	26	20	46
08	294	14	14	28	61	45	106	30	20	50
09	339	6	4	10	86	46	132	27	20	47
10	262	6	12	18	57	44	101	16	22	38
11	9	0	0	0	3	0	3	0	2	2
12	223	18	5	23	61	29	90	18	10	28
13	153	2	3	5	32	30	62	12	13	25
14	559	18	18	36	136	60	196	50	56	106
15	556	20	23	43	157	86	243	49	42	91
17	441	16	17	33	123	59	182	36	29	65
18	138	6	4	10	33	25	58	13	11	24
19	493	24	11	35	107	55	162	28	35	63
20	651	29	12	41	220	60	280	51	20	71
22	693	21	25	46	182	85	267	68	42	110
23	613	36	24	60	173	66	239	39	34	73
24	251	8	7	15	93	31	124	17	9	26
25	399	31	10	41	97	52	149	33	27	60
26	254	9	9	18	69	27	96	18	15	33
27	1,072	64	23	87	366	118	484	99	45	144
28	887	31	26	57	265	85	350	109	59	168
31	881	42	18	60	285	64	349	74	29	103
32	715	38	11	49	258	55	313	77	31	108

33	816	32	39	71	245	88	333	75	58	133
34	354	26	11	37	82	38	120	20	20	40
35	742	32	15	47	275	61	336	64	28	92
36	1,108	53	24	77	314	85	399	146	59	205
38	875	34	17	51	212	103	315	83	39	122
41	850	24	17	41	243	116	359	84	48	132
43	660	46	31	77	196	61	257	69	32	101
44	552	40	17	57	203	34	237	41	21	62
45	582	23	13	36	172	60	232	55	26	81
46	506	15	16	31	153	45	198	59	29	88
47	807	52	28	80	261	100	361	65	35	100
48	416	17	10	27	160	32	192	43	15	58
49	797	44	21	65	285	63	348	80	45	125
50	668	34	31	65	190	67	257	55	42	97
51	888	43	17	60	309	80	389	103	57	160
52	501	23	22	45	158	53	211	40	39	79
53	455	24	17	41	120	58	178	30	22	52
54	690	32	19	51	235	56	291	90	34	124
55	639	20	28	48	172	77	249	75	52	127
56	343	19	15	34	119	26	145	24	17	41
57	574	14	18	32	169	84	253	48	47	95
58	913	32	18	50	285	79	364	88	60	148
<hr/>										
	27,389	1,255	796	2,051	8,184	2,914	11,098	2,556	1,587	4,143

POLL BOOK	Armand Velardo			Kathryn A. George			Lynn M. Maison		
TOTALS	AV	Elec Day	TOTAL	AV	Elec Day	TOTAL	AV	Elec Day	TOTAL

WASHINGTON TOWNSHIP

01	557	18	31	49	124	91	215	58	37	95
02	1,154	56	28	84	405	163	568	106	37	143
03	1,069	51	44	95	265	149	414	88	73	161
04	754	40	38	78	230	114	344	44	39	83
05	1,076	32	42	74	343	182	525	63	51	114
06	1,145	85	38	123	412	102	514	117	44	161
07	1,031	58	67	125	298	143	441	101	39	140
08	879	47	28	75	281	119	400	84	36	120
09	514	20	21	41	113	81	194	37	29	66
10	661	43	27	70	181	109	290	54	27	81
11	649	26	30	56	209	92	301	56	22	78
<hr/>										
	9,489	476	394	870	2,861	1,345	4,206	808	434	1,242

TOTALS

212,513	11,156	7,190	18,346	61,231	25,015	86,246	20,609	12,191	32,800
---------	--------	-------	--------	--------	--------	--------	--------	--------	--------

Election Summary Report

Open Primary

Menominee County, Michigan

August 04, 2020

Summary for: All Contests, All Districts, All Tabulators, All Counting Groups

Precincts Reported: 20 of 20 (100.00%)

Registered Voters: 5,372 of 17,772 (30.23%)

Ballots Cast: 5,372

United States Senator (DEM) (Vote for 1) DEM

Precincts Reported: 20 of 20 (100.00%)

	Total	
Times Cast	5,372 / 17,772	30.23%

Candidate	Party	Total	
Gary Peters	DEM	1,974	
Total Votes		1,974	

	Total	
Unresolved Write-In	3	

Rep in Congress 1st District (DEM) (Vote for 1) DEM

Precincts Reported: 20 of 20 (100.00%)

	Total	
Times Cast	5,372 / 17,772	30.23%

Candidate	Party	Total	
Dana Ferguson	DEM	1,172	
Linda O'Dell	DEM	760	
Total Votes		1,932	

	Total	
Unresolved Write-In	3	

Rep in State Legislature 108th District (DEM) (Vote for 1) DEM

Precincts Reported: 20 of 20 (100.00%)

	Total	
Times Cast	5,372 / 17,772	30.23%

Candidate	Party	Total	
Renee Richer	DEM	1,952	
Total Votes		1,952	

	Total	
Unresolved Write-In	1	

County Prosecuting Attorney (DEM) (Vote for 1) DEM

Precincts Reported: 20 of 20 (100.00%)

	Total	
Times Cast	5,372 / 17,772	30.23%

Candidate	Party	Total	
Total Votes		0	

	Total	
Unresolved Write-In	194	

County Sheriff (DEM) (Vote for 1) DEM

Precincts Reported: 20 of 20 (100.00%)

	Total	
Times Cast	5,372 / 17,772	30.23%

Candidate	Party	Total	
Michael T. Holmes	DEM	2,050	
Total Votes		2,050	

	Total	
Unresolved Write-In	5	

County Clerk and Register of Deeds (DEM) (Vote for 1) DEM

Precincts Reported: 20 of 20 (100.00%)

	Total	
Times Cast	5,372 / 17,772	30.23%

Candidate	Party	Total	
Marc Kleiman	DEM	1,990	
Total Votes		1,990	

	Total	
Unresolved Write-In	2	

County Treasurer (DEM) (Vote for 1) DEM

Precincts Reported: 20 of 20 (100.00%)

	Total	
Times Cast	5,372 / 17,772	30.23%

Candidate	Party	Total	
Total Votes		0	

	Total	
Unresolved Write-In	167	

County Road Commissioner (DEM) (Vote for 1) DEM

Precincts Reported: 20 of 20 (100.00%)

	Total	
Times Cast	5,372 / 17,772	30.23%

Candidate	Party	Total	
Total Votes		0	

	Total	
Unresolved Write-In	180	

County Drain Commissioner (DEM) (Vote for 1) DEM

Precincts Reported: 20 of 20 (100.00%)

	Total	
Times Cast	5,372 / 17,772	30.23%

Candidate	Party	Total	
Total Votes		0	

	Total	
Unresolved Write-In	169	

County Commissioner 1st District (DEM) (Vote for 1) DEM

Precincts Reported: 3 of 3 (100.00%)

	Total	
Times Cast	492 / 1,838	26.77%

Candidate	Party	Total	
Steven T. Gromala	DEM	225	
Total Votes		225	

	Total	
Unresolved Write-In	0	

County Commissioner 2nd District (DEM) (Vote for 1) DEM

Precincts Reported: 2 of 2 (100.00%)

	Total	
Times Cast	605 / 1,894	31.94%

Candidate	Party	Total	
Bernie Lang	DEM	268	
Total Votes		268	

	Total	
Unresolved Write-In	5	

County Commissioner 3rd District (DEM) (Vote for 1) DEM

Precincts Reported: 3 of 3 (100.00%)

	Total	
Times Cast	467 / 1,719	27.17%

Candidate	Party	Total	
Total Votes		0	

	Total	
Unresolved Write-In	22	

County Commissioner 4th District (DEM) (Vote for 1) DEM

Precincts Reported: 2 of 2 (100.00%)

	Total	
Times Cast	673 / 2,212	30.42%

Candidate	Party	Total	
Total Votes		0	

	Total	
Unresolved Write-In	12	

County Commissioner 5th District (DEM) (Vote for 1) DEM

Precincts Reported: 2 of 2 (100.00%)

	Total	
Times Cast	614 / 2,070	29.66%

Candidate	Party	Total	
Total Votes		0	

	Total	
Unresolved Write-In	19	

County Commissioner 6th District (DEM) (Vote for 1) DEM

Precincts Reported: 4 of 4 (100.00%)

	Total	
Times Cast	686 / 2,055	33.38%

Candidate	Party	Total	
Total Votes		0	

	Total	
Unresolved Write-In	17	

County Commissioner 7th District (DEM) (Vote for 1) DEM

Precincts Reported: 5 of 5 (100.00%)

	Total	
Times Cast	714 / 2,083	34.28%

Candidate	Party	Total	
Total Votes		0	

	Total	
Unresolved Write-In	19	

County Commissioner 8th District (DEM) (Vote for 1) DEM

Precincts Reported: 3 of 3 (100.00%)

	Total	
Times Cast	483 / 2,000	24.15%

Candidate	Party	Total	
Total Votes		0	

	Total	
Unresolved Write-In	12	

County Commissioner 9th District (DEM) (Vote for 1) DEM

Precincts Reported: 2 of 2 (100.00%)

	Total	
Times Cast	638 / 1,901	33.56%

Candidate	Party	Total	
Total Votes		0	

	Total	
Unresolved Write-In	20	

Cedarville Township Supervisor (DEM) (Vote for 1) DEM

Precincts Reported: 1 of 1 (100.00%)

	Total	
Times Cast	88 / 223	39.46%

Candidate	Party	Total	
Total Votes		0	

	Total	
Unresolved Write-In	3	

Cedarville Township Clerk (DEM) (Vote for 1)
DEM

Precincts Reported: 1 of 1 (100.00%)

		Total	
Times Cast		88 / 223	39.46%
Candidate	Party	Total	
Total Votes		0	
		Total	
Unresolved Write-In		2	

Cedarville Township Treasurer (DEM) (Vote for 1)
DEM

Precincts Reported: 1 of 1 (100.00%)

		Total	
Times Cast		88 / 223	39.46%
Candidate	Party	Total	
Total Votes		0	
		Total	
Unresolved Write-In		2	

Cedarville Township Trustee (DEM) (Vote for 2)
DEM

Precincts Reported: 1 of 1 (100.00%)

		Total	
Times Cast		88 / 223	39.46%
Candidate	Party	Total	
Total Votes		0	
		Total	
Unresolved Write-In		4	

Daggett Township Supervisor (DEM) (Vote for 1)
DEM

Precincts Reported: 1 of 1 (100.00%)

		Total	
Times Cast		167 / 504	33.13%
Candidate	Party	Total	
Total Votes		0	
		Total	
Unresolved Write-In		3	

Daggett Township Clerk (DEM) (Vote for 1)
DEM

Precincts Reported: 1 of 1 (100.00%)

		Total	
Times Cast		167 / 504	33.13%
Candidate	Party	Total	
Total Votes		0	
		Total	
Unresolved Write-In		2	

Daggett Township Treasurer (DEM) (Vote for 1)
DEM

Precincts Reported: 1 of 1 (100.00%)

		Total	
Times Cast		167 / 504	33.13%
Candidate	Party	Total	
Total Votes		0	
		Total	
Unresolved Write-In		3	

Daggett Township Trustee (DEM) (Vote for 2)
DEM

Precincts Reported: 1 of 1 (100.00%)

		Total	
Times Cast		167 / 504	33.13%
Candidate	Party	Total	
Total Votes		0	
		Total	
Unresolved Write-In		3	

Faithorn Township Supervisor (DEM) (Vote for 1)
DEM

Precincts Reported: 1 of 1 (100.00%)

		Total	
Times Cast		96 / 184	52.17%
Candidate	Party	Total	
Total Votes		0	
		Total	
Unresolved Write-In		5	

Faithorn Township Clerk (DEM) (Vote for 1) DEM

Precincts Reported: 1 of 1 (100.00%)

	Total	
Times Cast	96 / 184	52.17%

Candidate	Party	Total	
Total Votes		0	

	Total	
Unresolved Write-In	3	

Faithorn Township Treasurer (DEM) (Vote for 1) DEM

Precincts Reported: 1 of 1 (100.00%)

	Total	
Times Cast	96 / 184	52.17%

Candidate	Party	Total	
Total Votes		0	

	Total	
Unresolved Write-In	3	

Faithorn Township Trustee (DEM) (Vote for 2) DEM

Precincts Reported: 1 of 1 (100.00%)

	Total	
Times Cast	96 / 184	52.17%

Candidate	Party	Total	
William R. DeVoe	DEM	14	
Total Votes		14	

	Total	
Unresolved Write-In	0	

Gourley Township Supervisor (DEM) (Vote for 1) DEM

Precincts Reported: 1 of 1 (100.00%)

	Total	
Times Cast	97 / 332	29.22%

Candidate	Party	Total	
Total Votes		0	

	Total	
Unresolved Write-In	1	

Gourley Township Clerk (DEM) (Vote for 1) DEM

Precincts Reported: 1 of 1 (100.00%)

	Total	
Times Cast	97 / 332	29.22%

Candidate	Party	Total	
Total Votes		0	

	Total	
Unresolved Write-In	2	

Gourley Township Treasurer (DEM) (Vote for 1) DEM

Precincts Reported: 1 of 1 (100.00%)

	Total	
Times Cast	97 / 332	29.22%

Candidate	Party	Total	
Stephanie Walechka	DEM	25	
Total Votes		25	

	Total	
Unresolved Write-In	0	

Gourley Township Trustee (DEM) (Vote for 2) DEM

Precincts Reported: 1 of 1 (100.00%)

	Total	
Times Cast	97 / 332	29.22%

Candidate	Party	Total	
Total Votes		0	

	Total	
Unresolved Write-In	2	

Harris Township Supervisor (DEM) (Vote for 1) DEM

Precincts Reported: 1 of 1 (100.00%)

	Total	
Times Cast	326 / 1,476	22.09%

Candidate	Party	Total	
Peter J. Kleiman	DEM	112	
Total Votes		112	

	Total	
Unresolved Write-In	0	

Harris Township Clerk (DEM) (Vote for 1) DEM

Precincts Reported: 1 of 1 (100.00%)

	Total	
Times Cast	326 / 1,476	22.09%

Candidate	Party	Total	
Thomas G. Draze	DEM	115	
Total Votes		115	

	Total	
Unresolved Write-In	1	

Harris Township Treasurer (DEM) (Vote for 1) DEM

Precincts Reported: 1 of 1 (100.00%)

	Total	
Times Cast	326 / 1,476	22.09%

Candidate	Party	Total	
Doreen Bower	DEM	108	
Total Votes		108	

	Total	
Unresolved Write-In	0	

Harris Township Trustee (DEM) (Vote for 2) DEM

Precincts Reported: 1 of 1 (100.00%)

	Total	
Times Cast	326 / 1,476	22.09%

Candidate	Party	Total	
Alex Jorasz	DEM	91	
Leslie Kleiman	DEM	85	
Total Votes		176	

	Total	
Unresolved Write-In	0	

Holmes Township Supervisor (DEM) (Vote for 1) DEM

Precincts Reported: 1 of 1 (100.00%)

	Total	
Times Cast	102 / 283	36.04%

Candidate	Party	Total	
Total Votes		0	

	Total	
Unresolved Write-In	2	

Holmes Township Clerk (DEM) (Vote for 1) DEM

Precincts Reported: 1 of 1 (100.00%)

	Total	
Times Cast	102 / 283	36.04%

Candidate	Party	Total	
Dena J. Kempf	DEM	20	
Total Votes		20	

	Total	
Unresolved Write-In	0	

Holmes Township Treasurer (DEM) (Vote for 1) DEM

Precincts Reported: 1 of 1 (100.00%)

	Total	
Times Cast	102 / 283	36.04%

Candidate	Party	Total	
Total Votes		0	

	Total	
Unresolved Write-In	1	

Holmes Township Trustee (DEM) (Vote for 2) DEM

Precincts Reported: 1 of 1 (100.00%)

	Total	
Times Cast	102 / 283	36.04%

Candidate	Party	Total	
Michael Zemba	DEM	22	
Total Votes		22	

	Total	
Unresolved Write-In	0	

Ingallston Township Supervisor (DEM) (Vote for 1) DEM

Precincts Reported: 1 of 1 (100.00%)

	Total	
Times Cast	268 / 799	33.54%

Candidate	Party	Total	
Total Votes		0	

	Total	
Unresolved Write-In	4	

Ingallston Township Clerk (DEM) (Vote for 1) DEM

Precincts Reported: 1 of 1 (100.00%)

	Total	
Times Cast	268 / 799	33.54%

Candidate	Party	Total	
Total Votes		0	

	Total	
Unresolved Write-In	4	

Ingallston Township Treasurer (DEM) (Vote for 1) DEM

Precincts Reported: 1 of 1 (100.00%)

	Total	
Times Cast	268 / 799	33.54%

Candidate	Party	Total	
Total Votes		0	

	Total	
Unresolved Write-In	3	

Ingallston Township Trustee (DEM) (Vote for 2) DEM

Precincts Reported: 1 of 1 (100.00%)

	Total	
Times Cast	268 / 799	33.54%

Candidate	Party	Total	
Total Votes		0	

	Total	
Unresolved Write-In	4	

Lake Township Supervisor (DEM) (Vote for 1) DEM

Precincts Reported: 1 of 1 (100.00%)

	Total	
Times Cast	107 / 419	25.54%

Candidate	Party	Total	
Total Votes		0	

	Total	
Unresolved Write-In	3	

Lake Township Clerk (DEM) (Vote for 1)
DEM

Precincts Reported: 1 of 1 (100.00%)

		Total	
Times Cast		107 / 419	25.54%
Candidate	Party	Total	
Total Votes		0	
		Total	
Unresolved Write-In		3	

Lake Township Treasurer (DEM) (Vote for 1)
DEM

Precincts Reported: 1 of 1 (100.00%)

		Total	
Times Cast		107 / 419	25.54%
Candidate	Party	Total	
Total Votes		0	
		Total	
Unresolved Write-In		3	

Lake Township Trustee (DEM) (Vote for 2)
DEM

Precincts Reported: 1 of 1 (100.00%)

		Total	
Times Cast		107 / 419	25.54%
Candidate	Party	Total	
Total Votes		0	
		Total	
Unresolved Write-In		5	

Mellen Township Supervisor (DEM) (Vote for 1)
DEM

Precincts Reported: 1 of 1 (100.00%)

		Total	
Times Cast		212 / 861	24.62%
Candidate	Party	Total	
Total Votes		0	
		Total	
Unresolved Write-In		6	

Mellen Township Clerk (DEM) (Vote for 1) DEM

Precincts Reported: 1 of 1 (100.00%)

	Total	
Times Cast	212 / 861	24.62%

Candidate	Party	Total	
Total Votes		0	

	Total	
Unresolved Write-In	5	

Mellen Township Treasurer (DEM) (Vote for 1) DEM

Precincts Reported: 1 of 1 (100.00%)

	Total	
Times Cast	212 / 861	24.62%

Candidate	Party	Total	
Total Votes		0	

	Total	
Unresolved Write-In	5	

Mellen Township Trustee (DEM) (Vote for 2) DEM

Precincts Reported: 1 of 1 (100.00%)

	Total	
Times Cast	212 / 861	24.62%

Candidate	Party	Total	
Total Votes		0	

	Total	
Unresolved Write-In	6	

Menominee Township Supervisor (DEM) (Vote for 1) DEM

Precincts Reported: 2 of 2 (100.00%)

	Total	
Times Cast	947 / 2,974	31.84%

Candidate	Party	Total	
Lori M. Patzke	DEM	357	
Total Votes		357	

	Total	
Unresolved Write-In	2	

Menominee Township Clerk (DEM) (Vote for 1) DEM

Precincts Reported: 2 of 2 (100.00%)

	Total	
Times Cast	947 / 2,974	31.84%

Candidate	Party	Total	
Michael Armbrust	DEM	361	
Total Votes		361	

	Total	
Unresolved Write-In	1	

Menominee Township Treasurer (DEM) (Vote for 1) DEM

Precincts Reported: 2 of 2 (100.00%)

	Total	
Times Cast	947 / 2,974	31.84%

Candidate	Party	Total	
Total Votes		0	

	Total	
Unresolved Write-In	21	

Menominee Township Trustee (DEM) (Vote for 2) DEM

Precincts Reported: 2 of 2 (100.00%)

	Total	
Times Cast	947 / 2,974	31.84%

Candidate	Party	Total	
Terri MacNeil	DEM	346	
Total Votes		346	

	Total	
Unresolved Write-In	2	

Meyer Township Supervisor (DEM) (Vote for 1) DEM

Precincts Reported: 1 of 1 (100.00%)

	Total	
Times Cast	275 / 745	36.91%

Candidate	Party	Total	
Total Votes		0	

	Total	
Unresolved Write-In	5	

Meyer Township Clerk (DEM) (Vote for 1) DEM

Precincts Reported: 1 of 1 (100.00%)

	Total	
Times Cast	275 / 745	36.91%

Candidate	Party	Total	
Total Votes		0	

	Total	
Unresolved Write-In	4	

Meyer Township Treasurer (DEM) (Vote for 1) DEM

Precincts Reported: 1 of 1 (100.00%)

	Total	
Times Cast	275 / 745	36.91%

Candidate	Party	Total	
Total Votes		0	

	Total	
Unresolved Write-In	4	

Meyer Township Trustee (DEM) (Vote for 2) DEM

Precincts Reported: 1 of 1 (100.00%)

	Total	
Times Cast	275 / 745	36.91%

Candidate	Party	Total	
Total Votes		0	

	Total	
Unresolved Write-In	6	

Nadeau Township Supervisor (DEM) (Vote for 1) DEM

Precincts Reported: 1 of 1 (100.00%)

	Total	
Times Cast	302 / 885	34.12%

Candidate	Party	Total	
Total Votes		0	

	Total	
Unresolved Write-In	10	

Nadeau Township Clerk (DEM) (Vote for 1)
DEM

Precincts Reported: 1 of 1 (100.00%)

		Total	
Times Cast		302 / 885	34.12%
Candidate	Party	Total	
Total Votes		0	
		Total	
Unresolved Write-In		8	

Nadeau Township Treasurer (DEM) (Vote for 1)
DEM

Precincts Reported: 1 of 1 (100.00%)

		Total	
Times Cast		302 / 885	34.12%
Candidate	Party	Total	
Total Votes		0	
		Total	
Unresolved Write-In		9	

Nadeau Township Trustee (DEM) (Vote for 2)
DEM

Precincts Reported: 1 of 1 (100.00%)

		Total	
Times Cast		302 / 885	34.12%
Candidate	Party	Total	
Total Votes		0	
		Total	
Unresolved Write-In		9	

Spalding Township Supervisor (DEM) (Vote for 1)
DEM

Precincts Reported: 1 of 1 (100.00%)

		Total	
Times Cast		363 / 1,156	31.40%
Candidate	Party	Total	
Total Votes		0	
		Total	
Unresolved Write-In		14	

Spalding Township Clerk (DEM) (Vote for 1) DEM

Precincts Reported: 1 of 1 (100.00%)

	Total	
Times Cast	363 / 1,156	31.40%

Candidate	Party	Total	
Total Votes		0	

	Total	
Unresolved Write-In	14	

Spalding Township Treasurer (DEM) (Vote for 1) DEM

Precincts Reported: 1 of 1 (100.00%)

	Total	
Times Cast	363 / 1,156	31.40%

Candidate	Party	Total	
Total Votes		0	

	Total	
Unresolved Write-In	13	

Spalding Township Trustee (DEM) (Vote for 2) DEM

Precincts Reported: 1 of 1 (100.00%)

	Total	
Times Cast	363 / 1,156	31.40%

Candidate	Party	Total	
Kevin James LaBonte	DEM	116	
Total Votes		116	

	Total	
Unresolved Write-In	2	

Spalding Township Constable (DEM) (Vote for 1) DEM

Precincts Reported: 1 of 1 (100.00%)

	Total	
Times Cast	363 / 1,156	31.40%

Candidate	Party	Total	
Total Votes		0	

	Total	
Unresolved Write-In	11	

Stephenson Township Supervisor (DEM) (Vote for 1)
DEM

Precincts Reported: 1 of 1 (100.00%)

		Total	
Times Cast		148 / 453	32.67%
Candidate	Party	Total	
Total Votes		0	
		Total	
Unresolved Write-In		6	

Stephenson Township Clerk (DEM) (Vote for 1)
DEM

Precincts Reported: 1 of 1 (100.00%)

		Total	
Times Cast		148 / 453	32.67%
Candidate	Party	Total	
Total Votes		0	
		Total	
Unresolved Write-In		6	

Stephenson Township Treasurer (DEM) (Vote for 1)
DEM

Precincts Reported: 1 of 1 (100.00%)

		Total	
Times Cast		148 / 453	32.67%
Candidate	Party	Total	
Total Votes		0	
		Total	
Unresolved Write-In		5	

Stephenson Township Trustee (DEM) (Vote for 2)
DEM

Precincts Reported: 1 of 1 (100.00%)

		Total	
Times Cast		148 / 453	32.67%
Candidate	Party	Total	
Total Votes		0	
		Total	
Unresolved Write-In		6	

Cedarville Township, Precinct 1 Delegate (DEM) (Vote for 2)
DEM

Precincts Reported: 1 of 1 (100.00%)

		Total	
Times Cast		88 / 223	39.46%
Candidate	Party	Total	
Total Votes		0	
		Total	
Unresolved Write-In		3	

Daggett Township, Precinct 1 Delegate (DEM) (Vote for 2)
DEM

Precincts Reported: 1 of 1 (100.00%)

		Total	
Times Cast		167 / 504	33.13%
Candidate	Party	Total	
Total Votes		0	
		Total	
Unresolved Write-In		3	

Faithorn Township, Precinct 1 Delegate (DEM) (Vote for 2)
DEM

Precincts Reported: 1 of 1 (100.00%)

		Total	
Times Cast		96 / 184	52.17%
Candidate	Party	Total	
Total Votes		0	
		Total	
Unresolved Write-In		3	

Gourley Township, Precinct 1 Delegate (DEM) (Vote for 2)
DEM

Precincts Reported: 1 of 1 (100.00%)

		Total	
Times Cast		97 / 332	29.22%
Candidate	Party	Total	
Total Votes		0	
		Total	
Unresolved Write-In		0	

Harris Township, Precinct 1 Delegate (DEM) (Vote for 6) DEM

Precincts Reported: 1 of 1 (100.00%)

	Total	
Times Cast	326 / 1,476	22.09%

Candidate	Party	Total	
Total Votes		0	

	Total	
Unresolved Write-In	13	

Holmes Township, Precinct 1 Delegate (DEM) (Vote for 2) DEM

Precincts Reported: 1 of 1 (100.00%)

	Total	
Times Cast	102 / 283	36.04%

Candidate	Party	Total	
Total Votes		0	

	Total	
Unresolved Write-In	2	

Ingallston Township, Precinct 1 Delegate (DEM) (Vote for 4) DEM

Precincts Reported: 1 of 1 (100.00%)

	Total	
Times Cast	268 / 799	33.54%

Candidate	Party	Total	
Total Votes		0	

	Total	
Unresolved Write-In	3	

Lake Township, Precinct 1 Delegate (DEM) (Vote for 2) DEM

Precincts Reported: 1 of 1 (100.00%)

	Total	
Times Cast	107 / 419	25.54%

Candidate	Party	Total	
Total Votes		0	

	Total	
Unresolved Write-In	5	

Mellen Township, Precinct 1 Delegate (DEM) (Vote for 4) DEM

Precincts Reported: 1 of 1 (100.00%)

	Total	
Times Cast	212 / 861	24.62%

Candidate	Party	Total	
Total Votes		0	

	Total	
Unresolved Write-In	1	

Menominee Township, Precinct 1 Delegate (DEM) (Vote for 8) DEM

Precincts Reported: 1 of 1 (100.00%)

	Total	
Times Cast	545 / 1,765	30.88%

Candidate	Party	Total	
Total Votes		0	

	Total	
Unresolved Write-In	9	

Menominee Township, Precinct 2 Delegate (DEM) (Vote for 6) DEM

Precincts Reported: 1 of 1 (100.00%)

	Total	
Times Cast	402 / 1,209	33.25%

Candidate	Party	Total	
Total Votes		0	

	Total	
Unresolved Write-In	23	

Meyer Township, Precinct 1 Delegate (DEM) (Vote for 4) DEM

Precincts Reported: 1 of 1 (100.00%)

	Total	
Times Cast	275 / 745	36.91%

Candidate	Party	Total	
Leslie R. Negro	DEM	39	
Mari L. Negro	DEM	40	
Total Votes		79	

	Total	
Unresolved Write-In	5	

Nadeau Township, Precinct 1 Delegate (DEM) (Vote for 4) DEM

Precincts Reported: 1 of 1 (100.00%)

	Total	
Times Cast	302 / 885	34.12%

Candidate	Party	Total	
Total Votes		0	

	Total	
Unresolved Write-In	13	

Spalding Township, Precinct 1 Delegate (DEM) (Vote for 6) DEM

Precincts Reported: 1 of 1 (100.00%)

	Total	
Times Cast	363 / 1,156	31.40%

Candidate	Party	Total	
Total Votes		0	

	Total	
Unresolved Write-In	33	

Stephenson Township, Precinct 1 Delegate (DEM) (Vote for 2) DEM

Precincts Reported: 1 of 1 (100.00%)

	Total	
Times Cast	148 / 453	32.67%

Candidate	Party	Total	
Total Votes		0	

	Total	
Unresolved Write-In	3	

City of Menominee, Ward 1, Precinct 1 Delegate (DEM) (Vote for 6) DEM

Precincts Reported: 1 of 1 (100.00%)

	Total	
Times Cast	342 / 1,370	24.96%

Candidate	Party	Total	
William A. Hupy	DEM	150	
Total Votes		150	

	Total	
Unresolved Write-In	2	

City of Menominee, Ward 2, Precinct 2 Delegate (DEM) (Vote for 8) DEM

Precincts Reported: 1 of 1 (100.00%)

	Total	
Times Cast	441 / 1,436	30.71%

Candidate	Party	Total	
Total Votes		0	

	Total	
Unresolved Write-In	37	

City of Menominee, Ward 3, Precinct 3 Delegate (DEM) (Vote for 8) DEM

Precincts Reported: 1 of 1 (100.00%)

	Total	
Times Cast	448 / 1,528	29.32%

Candidate	Party	Total	
Julianne Flores	DEM	201	
Total Votes		201	

	Total	
Unresolved Write-In	0	

City of Menominee, Ward 4, Precinct 4 Delegate (DEM) (Vote for 8) DEM

Precincts Reported: 1 of 1 (100.00%)

	Total	
Times Cast	461 / 1,564	29.48%

Candidate	Party	Total	
Ann Holmquist	DEM	192	
Total Votes		192	

	Total	
Unresolved Write-In	1	

City of Stephenson, Precinct 1 Delegate (DEM) (Vote for 2) DEM

Precincts Reported: 1 of 1 (100.00%)

	Total	
Times Cast	182 / 580	31.38%

Candidate	Party	Total	
Total Votes		0	

	Total	
Unresolved Write-In	5	

United States Senator (REP) (Vote for 1)
REP

Precincts Reported: 20 of 20 (100.00%)

		Total	
Times Cast		5,372 / 17,772	30.23%
Candidate	Party	Total	
John James	REP	2,325	
Total Votes		2,325	
		Total	
Unresolved Write-In		8	

Rep in Congress 1st District (REP) (Vote for 1)
REP

Precincts Reported: 20 of 20 (100.00%)

		Total	
Times Cast		5,372 / 17,772	30.23%
Candidate	Party	Total	
Jack Bergman	REP	2,373	
Total Votes		2,373	
		Total	
Unresolved Write-In		6	

Rep in State Legislature 108th District (REP) (Vote for 1)
REP

Precincts Reported: 20 of 20 (100.00%)

		Total	
Times Cast		5,372 / 17,772	30.23%
Candidate	Party	Total	
Beau Matthew LaFave	REP	2,360	
Total Votes		2,360	
		Total	
Unresolved Write-In		16	

County Prosecuting Attorney (REP) (Vote for 1)
REP

Precincts Reported: 20 of 20 (100.00%)

		Total	
Times Cast		5,372 / 17,772	30.23%
Candidate	Party	Total	
Jeffrey T. Rogg	REP	2,157	
Total Votes		2,157	
		Total	
Unresolved Write-In		28	

County Sheriff (REP) (Vote for 1)
REP

Precincts Reported: 20 of 20 (100.00%)

		Total	
Times Cast		5,372 / 17,772	30.23%
Candidate	Party	Total	
Patrick James Armbrust	REP	1,294	
Joe Grinsteiner	REP	1,120	
Total Votes		2,414	
		Total	
Unresolved Write-In		18	

County Clerk and Register of Deeds (REP) (Vote for 1)
REP

Precincts Reported: 20 of 20 (100.00%)

		Total	
Times Cast		5,372 / 17,772	30.23%
Candidate	Party	Total	
Total Votes		0	
		Total	
Unresolved Write-In		218	

County Treasurer (REP) (Vote for 1)
REP

Precincts Reported: 20 of 20 (100.00%)

		Total	
Times Cast		5,372 / 17,772	30.23%
Candidate	Party	Total	
Barbara A. Parrett	REP	2,177	
Total Votes		2,177	
		Total	
Unresolved Write-In		7	

County Road Commissioner (REP) (Vote for 1)
REP

Precincts Reported: 20 of 20 (100.00%)

		Total	
Times Cast		5,372 / 17,772	30.23%
Candidate	Party	Total	
Total Votes		0	
		Total	
Unresolved Write-In		236	

County Drain Commissioner (REP) (Vote for 1) REP

Precincts Reported: 20 of 20 (100.00%)

	Total	
Times Cast	5,372 / 17,772	30.23%

Candidate	Party	Total	
Total Votes		0	

	Total	
Unresolved Write-In	215	

County Commissioner 1st District (REP) (Vote for 1) REP

Precincts Reported: 3 of 3 (100.00%)

	Total	
Times Cast	492 / 1,838	26.77%

Candidate	Party	Total	
Total Votes		0	

	Total	
Unresolved Write-In	37	

County Commissioner 2nd District (REP) (Vote for 1) REP

Precincts Reported: 2 of 2 (100.00%)

	Total	
Times Cast	605 / 1,894	31.94%

Candidate	Party	Total	
Total Votes		0	

	Total	
Unresolved Write-In	24	

County Commissioner 3rd District (REP) (Vote for 1) REP

Precincts Reported: 3 of 3 (100.00%)

	Total	
Times Cast	467 / 1,719	27.17%

Candidate	Party	Total	
Total Votes		0	

	Total	
Unresolved Write-In	26	

County Commissioner 4th District (REP) (Vote for 1) REP

Precincts Reported: 2 of 2 (100.00%)

	Total	
Times Cast	673 / 2,212	30.42%

Candidate	Party	Total	
Larry Schei	REP	241	
Total Votes		241	

	Total	
Unresolved Write-In	1	

County Commissioner 5th District (REP) (Vote for 1) REP

Precincts Reported: 2 of 2 (100.00%)

	Total	
Times Cast	614 / 2,070	29.66%

Candidate	Party	Total	
Total Votes		0	

	Total	
Unresolved Write-In	23	

County Commissioner 6th District (REP) (Vote for 1) REP

Precincts Reported: 4 of 4 (100.00%)

	Total	
Times Cast	686 / 2,055	33.38%

Candidate	Party	Total	
Dave Prestin	REP	326	
Total Votes		326	

	Total	
Unresolved Write-In	1	

County Commissioner 7th District (REP) (Vote for 1) REP

Precincts Reported: 5 of 5 (100.00%)

	Total	
Times Cast	714 / 2,083	34.28%

Candidate	Party	Total	
Total Votes		0	

	Total	
Unresolved Write-In	37	

County Commissioner 8th District (REP) (Vote for 1) REP

Precincts Reported: 3 of 3 (100.00%)

	Total	
Times Cast	483 / 2,000	24.15%

Candidate	Party	Total	
Total Votes		0	

	Total	
Unresolved Write-In	19	

County Commissioner 9th District (REP) (Vote for 1) REP

Precincts Reported: 2 of 2 (100.00%)

	Total	
Times Cast	638 / 1,901	33.56%

Candidate	Party	Total	
Larry Johnson Jr.	REP	321	
Total Votes		321	

	Total	
Unresolved Write-In	0	

Cedarville Township Supervisor (REP) (Vote for 1) REP

Precincts Reported: 1 of 1 (100.00%)

	Total	
Times Cast	88 / 223	39.46%

Candidate	Party	Total	
Linda E. Peterson	REP	41	
Total Votes		41	

	Total	
Unresolved Write-In	2	

Cedarville Township Clerk (REP) (Vote for 1) REP

Precincts Reported: 1 of 1 (100.00%)

	Total	
Times Cast	88 / 223	39.46%

Candidate	Party	Total	
Donna Buechler	REP	41	
Total Votes		41	

	Total	
Unresolved Write-In	0	

Cedarville Township Treasurer (REP) (Vote for 1) REP

Precincts Reported: 1 of 1 (100.00%)

	Total	
Times Cast	88 / 223	39.46%

Candidate	Party	Total	
Total Votes		0	

	Total	
Unresolved Write-In	6	

Cedarville Township Trustee (REP) (Vote for 2) REP

Precincts Reported: 1 of 1 (100.00%)

	Total	
Times Cast	88 / 223	39.46%

Candidate	Party	Total	
Total Votes		0	

	Total	
Unresolved Write-In	11	

Daggett Township Supervisor (REP) (Vote for 1) REP

Precincts Reported: 1 of 1 (100.00%)

	Total	
Times Cast	167 / 504	33.13%

Candidate	Party	Total	
James Revall	REP	99	
Total Votes		99	

	Total	
Unresolved Write-In	0	

Daggett Township Clerk (REP) (Vote for 1) REP

Precincts Reported: 1 of 1 (100.00%)

	Total	
Times Cast	167 / 504	33.13%

Candidate	Party	Total	
Edith Vincent	REP	100	
Total Votes		100	

	Total	
Unresolved Write-In	0	

Daggett Township Treasurer (REP) (Vote for 1) REP

Precincts Reported: 1 of 1 (100.00%)

	Total	
Times Cast	167 / 504	33.13%

Candidate	Party	Total	
Thomas Kuntze	REP	101	
Total Votes		101	

	Total	
Unresolved Write-In	0	

Daggett Township Trustee (REP) (Vote for 2) REP

Precincts Reported: 1 of 1 (100.00%)

	Total	
Times Cast	167 / 504	33.13%

Candidate	Party	Total	
James Kayser	REP	81	
Phillip Revall	REP	71	
Total Votes		152	

	Total	
Unresolved Write-In	0	

Faithorn Township Supervisor (REP) (Vote for 1) REP

Precincts Reported: 1 of 1 (100.00%)

	Total	
Times Cast	96 / 184	52.17%

Candidate	Party	Total	
Jeff W. Kiser	REP	48	
G. Justin Varda	REP	31	
Total Votes		79	

	Total	
Unresolved Write-In	0	

Faithorn Township Clerk (REP) (Vote for 1) REP

Precincts Reported: 1 of 1 (100.00%)

	Total	
Times Cast	96 / 184	52.17%

Candidate	Party	Total	
Kathleen Branz	REP	71	
Total Votes		71	

	Total	
Unresolved Write-In	0	

Faithorn Township Treasurer (REP) (Vote for 1) REP

Precincts Reported: 1 of 1 (100.00%)

	Total	
Times Cast	96 / 184	52.17%

Candidate	Party	Total	
Mary S. Pollard	REP	74	
Total Votes		74	

	Total	
Unresolved Write-In	0	

Faithorn Township Trustee (REP) (Vote for 2) REP

Precincts Reported: 1 of 1 (100.00%)

	Total	
Times Cast	96 / 184	52.17%

Candidate	Party	Total	
Ann Marie Gurgall	REP	75	
Total Votes		75	

	Total	
Unresolved Write-In	0	

Gourley Township Supervisor (REP) (Vote for 1) REP

Precincts Reported: 1 of 1 (100.00%)

	Total	
Times Cast	97 / 332	29.22%

Candidate	Party	Total	
Stephen Allen Wery	REP	48	
Total Votes		48	

	Total	
Unresolved Write-In	0	

Gourley Township Clerk (REP) (Vote for 1) REP

Precincts Reported: 1 of 1 (100.00%)

	Total	
Times Cast	97 / 332	29.22%

Candidate	Party	Total	
Ivy Netzel	REP	47	
Total Votes		47	

	Total	
Unresolved Write-In	0	

Gourley Township Treasurer (REP) (Vote for 1) REP

Precincts Reported: 1 of 1 (100.00%)

	Total	
Times Cast	97 / 332	29.22%

Candidate	Party	Total	
Total Votes		0	

	Total	
Unresolved Write-In	1	

Gourley Township Trustee (REP) (Vote for 2) REP

Precincts Reported: 1 of 1 (100.00%)

	Total	
Times Cast	97 / 332	29.22%

Candidate	Party	Total	
Dan E. Cordy	REP	39	
Jesse Wery	REP	40	
Total Votes		79	

	Total	
Unresolved Write-In	0	

Harris Township Supervisor (REP) (Vote for 1) REP

Precincts Reported: 1 of 1 (100.00%)

	Total	
Times Cast	326 / 1,476	22.09%

Candidate	Party	Total	
Total Votes		0	

	Total	
Unresolved Write-In	15	

Harris Township Clerk (REP) (Vote for 1) REP

Precincts Reported: 1 of 1 (100.00%)

	Total	
Times Cast	326 / 1,476	22.09%

Candidate	Party	Total	
Total Votes		0	

	Total	
Unresolved Write-In	13	

**Harris Township Treasurer (REP) (Vote for 1)
REP**

Precincts Reported: 1 of 1 (100.00%)

		Total	
Times Cast		326 / 1,476	22.09%
Candidate	Party	Total	
Total Votes		0	
		Total	
Unresolved Write-In		13	

**Harris Township Trustee (REP) (Vote for 2)
REP**

Precincts Reported: 1 of 1 (100.00%)

		Total	
Times Cast		326 / 1,476	22.09%
Candidate	Party	Total	
Total Votes		0	
		Total	
Unresolved Write-In		14	

**Holmes Township Supervisor (REP) (Vote for 1)
REP**

Precincts Reported: 1 of 1 (100.00%)

		Total	
Times Cast		102 / 283	36.04%
Candidate	Party	Total	
Raymond J. Guard	REP	50	
Total Votes		50	
		Total	
Unresolved Write-In		0	

**Holmes Township Clerk (REP) (Vote for 1)
REP**

Precincts Reported: 1 of 1 (100.00%)

		Total	
Times Cast		102 / 283	36.04%
Candidate	Party	Total	
Total Votes		0	
		Total	
Unresolved Write-In		8	

Holmes Township Treasurer (REP) (Vote for 1) REP

Precincts Reported: 1 of 1 (100.00%)

	Total	
Times Cast	102 / 283	36.04%

Candidate	Party	Total	
Caren A. Sundberg	REP	52	
Total Votes		52	

	Total	
Unresolved Write-In	0	

Holmes Township Trustee (REP) (Vote for 2) REP

Precincts Reported: 1 of 1 (100.00%)

	Total	
Times Cast	102 / 283	36.04%

Candidate	Party	Total	
Raymond W. Furmanski	REP	52	
Total Votes		52	

	Total	
Unresolved Write-In	0	

Ingallston Township Supervisor (REP) (Vote for 1) REP

Precincts Reported: 1 of 1 (100.00%)

	Total	
Times Cast	268 / 799	33.54%

Candidate	Party	Total	
Paul P. Anderson	REP	134	
Total Votes		134	

	Total	
Unresolved Write-In	2	

Ingallston Township Clerk (REP) (Vote for 1) REP

Precincts Reported: 1 of 1 (100.00%)

	Total	
Times Cast	268 / 799	33.54%

Candidate	Party	Total	
Kay Keefer	REP	138	
Total Votes		138	

	Total	
Unresolved Write-In	0	

Ingallston Township Treasurer (REP) (Vote for 1) REP

Precincts Reported: 1 of 1 (100.00%)

	Total	
Times Cast	268 / 799	33.54%

Candidate	Party	Total	
Patricia Cheski	REP	135	
Total Votes		135	

	Total	
Unresolved Write-In	0	

Ingallston Township Trustee (REP) (Vote for 2) REP

Precincts Reported: 1 of 1 (100.00%)

	Total	
Times Cast	268 / 799	33.54%

Candidate	Party	Total	
Carl J. Johnson	REP	112	
Michael J. Kass	REP	101	
Total Votes		213	

	Total	
Unresolved Write-In	0	

Lake Township Supervisor (REP) (Vote for 1) REP

Precincts Reported: 1 of 1 (100.00%)

	Total	
Times Cast	107 / 419	25.54%

Candidate	Party	Total	
Robert Desjarlais	REP	41	
Total Votes		41	

	Total	
Unresolved Write-In	0	

Lake Township Clerk (REP) (Vote for 1) REP

Precincts Reported: 1 of 1 (100.00%)

	Total	
Times Cast	107 / 419	25.54%

Candidate	Party	Total	
Total Votes		0	

	Total	
Unresolved Write-In	6	

Lake Township Treasurer (REP) (Vote for 1) REP

Precincts Reported: 1 of 1 (100.00%)

	Total	
Times Cast	107 / 419	25.54%

Candidate	Party	Total	
Charlene Peterson	REP	40	
Total Votes		40	

	Total	
Unresolved Write-In	0	

Lake Township Trustee (REP) (Vote for 2) REP

Precincts Reported: 1 of 1 (100.00%)

	Total	
Times Cast	107 / 419	25.54%

Candidate	Party	Total	
Shannon Linderoth	REP	37	
Warren Suchovsky	REP	39	
Total Votes		76	

	Total	
Unresolved Write-In	0	

Mellen Township Supervisor (REP) (Vote for 1) REP

Precincts Reported: 1 of 1 (100.00%)

	Total	
Times Cast	212 / 861	24.62%

Candidate	Party	Total	
Thomas Philipps	REP	100	
Total Votes		100	

	Total	
Unresolved Write-In	2	

Mellen Township Clerk (REP) (Vote for 1) REP

Precincts Reported: 1 of 1 (100.00%)

	Total	
Times Cast	212 / 861	24.62%

Candidate	Party	Total	
Holly Philipps	REP	99	
Total Votes		99	

	Total	
Unresolved Write-In	2	

Mellen Township Treasurer (REP) (Vote for 1) REP

Precincts Reported: 1 of 1 (100.00%)

	Total	
Times Cast	212 / 861	24.62%

Candidate	Party	Total	
Sarah Freis Krzych	REP	99	
Total Votes		99	

	Total	
Unresolved Write-In	3	

Mellen Township Trustee (REP) (Vote for 2) REP

Precincts Reported: 1 of 1 (100.00%)

	Total	
Times Cast	212 / 861	24.62%

Candidate	Party	Total	
Francis J. Corey	REP	85	
Bonnie J. Philipps	REP	71	
Total Votes		156	

	Total	
Unresolved Write-In	2	

Menominee Township Supervisor (REP) (Vote for 1) REP

Precincts Reported: 2 of 2 (100.00%)

	Total	
Times Cast	947 / 2,974	31.84%

Candidate	Party	Total	
Total Votes		0	

	Total	
Unresolved Write-In	34	

Menominee Township Clerk (REP) (Vote for 1) REP

Precincts Reported: 2 of 2 (100.00%)

	Total	
Times Cast	947 / 2,974	31.84%

Candidate	Party	Total	
Total Votes		0	

	Total	
Unresolved Write-In	33	

Menominee Township Treasurer (REP) (Vote for 1) REP

Precincts Reported: 2 of 2 (100.00%)

	Total	
Times Cast	947 / 2,974	31.84%

Candidate	Party	Total	
Zachary Parrett	REP	346	
Total Votes		346	

	Total	
Unresolved Write-In	0	

Menominee Township Trustee (REP) (Vote for 2) REP

Precincts Reported: 2 of 2 (100.00%)

	Total	
Times Cast	947 / 2,974	31.84%

Candidate	Party	Total	
Larry Barker	REP	347	
Total Votes		347	

	Total	
Unresolved Write-In	1	

Meyer Township Supervisor (REP) (Vote for 1) REP

Precincts Reported: 1 of 1 (100.00%)

	Total	
Times Cast	275 / 745	36.91%

Candidate	Party	Total	
Ray Gurgall	REP	100	
Chad Knodl	REP	75	
Total Votes		175	

	Total	
Unresolved Write-In	7	

Meyer Township Clerk (REP) (Vote for 1) REP

Precincts Reported: 1 of 1 (100.00%)

	Total	
Times Cast	275 / 745	36.91%

Candidate	Party	Total	
Total Votes		0	

	Total	
Unresolved Write-In	7	

Meyer Township Treasurer (REP) (Vote for 1) REP

Precincts Reported: 1 of 1 (100.00%)

	Total	
Times Cast	275 / 745	36.91%

Candidate	Party	Total	
Total Votes		0	

	Total	
Unresolved Write-In	6	

Meyer Township Trustee (REP) (Vote for 2) REP

Precincts Reported: 1 of 1 (100.00%)

	Total	
Times Cast	275 / 745	36.91%

Candidate	Party	Total	
Brenton Ayotte	REP	138	
Mark Schoen	REP	121	
Total Votes		259	

	Total	
Unresolved Write-In	1	

Nadeau Township Supervisor (REP) (Vote for 1) REP

Precincts Reported: 1 of 1 (100.00%)

	Total	
Times Cast	302 / 885	34.12%

Candidate	Party	Total	
Joe Linder	REP	145	
Total Votes		145	

	Total	
Unresolved Write-In	0	

Nadeau Township Clerk (REP) (Vote for 1) REP

Precincts Reported: 1 of 1 (100.00%)

	Total	
Times Cast	302 / 885	34.12%

Candidate	Party	Total	
Total Votes		0	

	Total	
Unresolved Write-In	10	

Nadeau Township Treasurer (REP) (Vote for 1) REP

Precincts Reported: 1 of 1 (100.00%)

	Total	
Times Cast	302 / 885	34.12%

Candidate	Party	Total	
Kathy Betters	REP	150	
Total Votes		150	

	Total	
Unresolved Write-In	1	

Nadeau Township Trustee (REP) (Vote for 2) REP

Precincts Reported: 1 of 1 (100.00%)

	Total	
Times Cast	302 / 885	34.12%

Candidate	Party	Total	
Richard Corrigan	REP	105	
Lyle Gearhart	REP	132	
Total Votes		237	

	Total	
Unresolved Write-In	0	

Spalding Township Supervisor (REP) (Vote for 1) REP

Precincts Reported: 1 of 1 (100.00%)

	Total	
Times Cast	363 / 1,156	31.40%

Candidate	Party	Total	
James Moraska	REP	173	
Total Votes		173	

	Total	
Unresolved Write-In	1	

Spalding Township Clerk (REP) (Vote for 1) REP

Precincts Reported: 1 of 1 (100.00%)

	Total	
Times Cast	363 / 1,156	31.40%

Candidate	Party	Total	
Total Votes		0	

	Total	
Unresolved Write-In	5	

Spalding Township Treasurer (REP) (Vote for 1) REP

Precincts Reported: 1 of 1 (100.00%)

	Total	
Times Cast	363 / 1,156	31.40%

Candidate	Party	Total	
Total Votes		0	

	Total	
Unresolved Write-In	5	

Spalding Township Trustee (REP) (Vote for 2) REP

Precincts Reported: 1 of 1 (100.00%)

	Total	
Times Cast	363 / 1,156	31.40%

Candidate	Party	Total	
Total Votes		0	

	Total	
Unresolved Write-In	3	

Spalding Township Constable (REP) (Vote for 1) REP

Precincts Reported: 1 of 1 (100.00%)

	Total	
Times Cast	363 / 1,156	31.40%

Candidate	Party	Total	
Total Votes		0	

	Total	
Unresolved Write-In	3	

Stephenson Township Supervisor (REP) (Vote for 1) REP

Precincts Reported: 1 of 1 (100.00%)

	Total	
Times Cast	148 / 453	32.67%

Candidate	Party	Total	
Mark Marklein	REP	73	
Total Votes		73	

	Total	
Unresolved Write-In	0	

Stephenson Township Clerk (REP) (Vote for 1) REP

Precincts Reported: 1 of 1 (100.00%)

	Total	
Times Cast	148 / 453	32.67%

Candidate	Party	Total	
Joy L. Wickstrom-Morton	REP	77	
Total Votes		77	

	Total	
Unresolved Write-In	0	

Stephenson Township Treasurer (REP) (Vote for 1) REP

Precincts Reported: 1 of 1 (100.00%)

	Total	
Times Cast	148 / 453	32.67%

Candidate	Party	Total	
Susan Hoijer	REP	74	
Total Votes		74	

	Total	
Unresolved Write-In	0	

Stephenson Township Trustee (REP) (Vote for 2) REP

Precincts Reported: 1 of 1 (100.00%)

	Total	
Times Cast	148 / 453	32.67%

Candidate	Party	Total	
Bruce Fellion	REP	54	
Verne Menke	REP	64	
Total Votes		118	

	Total	
Unresolved Write-In	0	

Cedarville Township, Precinct 1 Delegate (REP) (Vote for 1) REP

Precincts Reported: 1 of 1 (100.00%)

	Total	
Times Cast	88 / 223	39.46%

Candidate	Party	Total	
Total Votes		0	

	Total	
Unresolved Write-In	5	

Daggett Township, Precinct 1 Delegate (REP) (Vote for 2) REP

Precincts Reported: 1 of 1 (100.00%)

	Total	
Times Cast	167 / 504	33.13%

Candidate	Party	Total	
Greg Paulson	REP	86	
Total Votes		86	

	Total	
Unresolved Write-In	4	

Faithorn Township, Precinct 1 Delegate (REP) (Vote for 1) REP

Precincts Reported: 1 of 1 (100.00%)

	Total	
Times Cast	96 / 184	52.17%

Candidate	Party	Total	
Total Votes		0	

	Total	
Unresolved Write-In	4	

Gourley Township, Precinct 1 Delegate (REP) (Vote for 1) REP

Precincts Reported: 1 of 1 (100.00%)

	Total	
Times Cast	97 / 332	29.22%

Candidate	Party	Total	
Total Votes		0	

	Total	
Unresolved Write-In	2	

Harris Township, Precinct 1 Delegate (REP) (Vote for 5) REP

Precincts Reported: 1 of 1 (100.00%)

	Total	
Times Cast	326 / 1,476	22.09%

Candidate	Party	Total	
Total Votes		0	

	Total	
Unresolved Write-In	23	

**Holmes Township, Precinct 1 Delegate (REP) (Vote for 1)
REP**

Precincts Reported: 1 of 1 (100.00%)

		Total	
Times Cast		102 / 283	36.04%
Candidate	Party	Total	
Total Votes		0	
		Total	
Unresolved Write-In		8	

**Ingallston Township, Precinct 1 Delegate (REP) (Vote for 4)
REP**

Precincts Reported: 1 of 1 (100.00%)

		Total	
Times Cast		268 / 799	33.54%
Candidate	Party	Total	
Total Votes		0	
		Total	
Unresolved Write-In		9	

**Lake Township, Precinct 1 Delegate (REP) (Vote for 2)
REP**

Precincts Reported: 1 of 1 (100.00%)

		Total	
Times Cast		107 / 419	25.54%
Candidate	Party	Total	
R. Desjarlais	REP	43	
Total Votes		43	
		Total	
Unresolved Write-In		0	

**Mellen Township, Precinct 1 Delegate (REP) (Vote for 3)
REP**

Precincts Reported: 1 of 1 (100.00%)

		Total	
Times Cast		212 / 861	24.62%
Candidate	Party	Total	
Total Votes		0	
		Total	
Unresolved Write-In		0	

Menominee Township, Precinct 1 Delegate (REP) (Vote for 6) REP

Precincts Reported: 1 of 1 (100.00%)

	Total	
Times Cast	545 / 1,765	30.88%

Candidate	Party	Total	
Total Votes		0	

	Total	
Unresolved Write-In	5	

Menominee Township, Precinct 2 Delegate (REP) (Vote for 4) REP

Precincts Reported: 1 of 1 (100.00%)

	Total	
Times Cast	402 / 1,209	33.25%

Candidate	Party	Total	
Garry Anderson	REP	123	
Total Votes		123	

	Total	
Unresolved Write-In	3	

Meyer Township, Precinct 1 Delegate (REP) (Vote for 3) REP

Precincts Reported: 1 of 1 (100.00%)

	Total	
Times Cast	275 / 745	36.91%

Candidate	Party	Total	
Total Votes		0	

	Total	
Unresolved Write-In	9	

Nadeau Township, Precinct 1 Delegate (REP) (Vote for 3) REP

Precincts Reported: 1 of 1 (100.00%)

	Total	
Times Cast	302 / 885	34.12%

Candidate	Party	Total	
Total Votes		0	

	Total	
Unresolved Write-In	11	

Spalding Township, Precinct 1 Delegate (REP) (Vote for 4) REP

Precincts Reported: 1 of 1 (100.00%)

	Total	
Times Cast	363 / 1,156	31.40%

Candidate	Party	Total	
Total Votes		0	

	Total	
Unresolved Write-In	18	

Stephenson Township, Precinct 1 Delegate (REP) (Vote for 2) REP

Precincts Reported: 1 of 1 (100.00%)

	Total	
Times Cast	148 / 453	32.67%

Candidate	Party	Total	
Total Votes		0	

	Total	
Unresolved Write-In	4	

City of Menominee, Ward 1, Precinct 1 Delegate (REP) (Vote for 3) REP

Precincts Reported: 1 of 1 (100.00%)

	Total	
Times Cast	342 / 1,370	24.96%

Candidate	Party	Total	
Total Votes		0	

	Total	
Unresolved Write-In	37	

City of Menominee, Ward 2, Precinct 2 Delegate (REP) (Vote for 4) REP

Precincts Reported: 1 of 1 (100.00%)

	Total	
Times Cast	441 / 1,436	30.71%

Candidate	Party	Total	
Total Votes		0	

	Total	
Unresolved Write-In	35	

City of Menominee, Ward 3, Precinct 3 Delegate (REP) (Vote for 4) REP

Precincts Reported: 1 of 1 (100.00%)

	Total	
Times Cast	448 / 1,528	29.32%

Candidate	Party	Total	
Leon Felch	REP	122	
Total Votes		122	

	Total	
Unresolved Write-In	4	

City of Menominee, Ward 4, Precinct 4 Delegate (REP) (Vote for 4) REP

Precincts Reported: 1 of 1 (100.00%)

	Total	
Times Cast	461 / 1,564	29.48%

Candidate	Party	Total	
Total Votes		0	

	Total	
Unresolved Write-In	28	

City of Stephenson, Precinct 1 Delegate (REP) (Vote for 2) REP

Precincts Reported: 1 of 1 (100.00%)

	Total	
Times Cast	182 / 580	31.38%

Candidate	Party	Total	
Total Votes		0	

	Total	
Unresolved Write-In	8	

Daggett Township Fire Department Millage Renewal (Vote for 1)

Precincts Reported: 1 of 1 (100.00%)

	Total	
Times Cast	167 / 504	33.13%

Candidate	Party	Total	
Yes		119	
No		31	
Total Votes		150	

	Total	
Unresolved Write-In	0	

Daggett Township Road Maintenance Millage Renewal (Vote for 1)

Precincts Reported: 1 of 1 (100.00%)

		Total	
Times Cast		167 / 504	33.13%
Candidate	Party	Total	
Yes		118	
No		31	
Total Votes		149	
		Total	
Unresolved Write-In		0	

Nadeau Township Fire Department Millage Renewal (Vote for 1)

Precincts Reported: 1 of 1 (100.00%)

		Total	
Times Cast		302 / 885	34.12%
Candidate	Party	Total	
Yes		189	
No		66	
Total Votes		255	
		Total	
Unresolved Write-In		0	

Stephenson Township Fire and Emergency Medical Services Proposal (Vote for 1)

Precincts Reported: 1 of 1 (100.00%)

		Total	
Times Cast		148 / 453	32.67%
Candidate	Party	Total	
Yes		82	
No		30	
Total Votes		112	
		Total	
Unresolved Write-In		0	

North Central Area Schools Operating Millage (Vote for 1)

Precincts Reported: 4 of 4 (100.00%)

		Total	
Times Cast		714 / 2,176	32.81%
Candidate	Party	Total	
Yes		430	
No		128	
Total Votes		558	
		Total	
Unresolved Write-In		0	

Election Summary Report

Open Primary

Midland County, Michigan

August 04, 2020

Summary for: All Contests, All Precincts, City of Midland, Ward 5, Precinct 5 ICC 1, AV
Counting Boards

Precincts Reported: 24 of 24 (100.00%)
Registered Voters: 320 of 1,446 (22.13%)
Ballots Cast: 320

Handwritten signatures and initials: A large signature, a signature that looks like 'JH', and initials 'TB' and 'CMB'.

United States Senator (DEM) (Vote for 1) DEM

Precincts Reported: 24 of 24 (100.00%)

	Total
Times Cast	320 / 1,446 22.13%

Candidate	Party	Total
Gary Peters	DEM	147
Total Votes		147

Total

Unresolved Write-In 1

Rep in Congress 4th District (DEM) (Vote for 1) DEM

Precincts Reported: 23 of 23 (100.00%)

	Total
Times Cast	320 / 1,446 22.13%

Candidate	Party	Total
Anthony D. Feig	DEM	46
Jerry Hilliard	DEM	98
Total Votes		144

Total

Unresolved Write-In 0

Rep in State Legislature 98th District (DEM) (Vote for 1) DEM

Precincts Reported: 24 of 24 (100.00%)

	Total
Times Cast	320 / 1,446 22.13%

Candidate	Party	Total
Sarah Schulz	DEM	147
Total Votes		147

Total

Unresolved Write-In 0

County Midland Prosecuting Attorney (DEM) (Vote for 1) DEM

Precincts Reported: 23 of 23 (100.00%)

	Total	
Times Cast	320 / 1,446	22.13%

Candidate	Party	Total
Total Votes		0

	Total
Unresolved Write-In	16

County Midland Sheriff (DEM) (Vote for 1) DEM

Precincts Reported: 23 of 23 (100.00%)

	Total	
Times Cast	320 / 1,446	22.13%

Candidate	Party	Total
Total Votes		0

	Total
Unresolved Write-In	15

County Midland Clerk (DEM) (Vote for 1) DEM

Precincts Reported: 23 of 23 (100.00%)

	Total	
Times Cast	320 / 1,446	22.13%

Candidate	Party	Total
Total Votes		0

	Total
Unresolved Write-In	16

County Midland Treasurer (DEM) (Vote for 1) DEM

Precincts Reported: 23 of 23 (100.00%)

	Total	
Times Cast	320 / 1,446	22.13%

Candidate	Party	Total
Total Votes		0

	Total
Unresolved Write-In	16

County Midland Register of Deeds (DEM) (Vote for 1) DEM

Precincts Reported: 23 of 23 (100.00%)

	Total	
Times Cast	320 / 1,446	22.13%

Candidate	Party	Total
Total Votes		0

	Total
Unresolved Write-In	16

County Midland Drain Commissioner (DEM) (Vote for 1) DEM

Precincts Reported: 23 of 23 (100.00%)

	Total	
Times Cast	320 / 1,446	22.13%

Candidate	Party	Total
Calvin Wentworth	DEM	117
Total Votes		117

	Total
Unresolved Write-In	0

County Commissioner 7th District (DEM) (Vote for 1) DEM

Precincts Reported: 7 of 7 (100.00%)

	Total	
Times Cast	320 / 1,446	22.13%

Candidate	Party	Total
Total Votes		0

	Total
Unresolved Write-In	15

Precinct Delegate for City of Midland, Ward 5, Precinct 5 (DEM) (Vote for 2) DEM

Precincts Reported: 1 of 1 (100.00%)

	Total	
Times Cast	320 / 1,446	22.13%

Candidate	Party	Total
Linda M. Barth	DEM	140
Total Votes		140

	Total
Unresolved Write-In	1

United States Senator (REP) (Vote for 1) REP

Precincts Reported: 24 of 24 (100.00%)

	Total	
Times Cast	320 / 1,446	22.13%

Candidate	Party	Total
John James	REP	99
Total Votes		99

	Total
Unresolved Write-In	0

Rep in Congress 4th District (REP) (Vote for 1) REP

Precincts Reported: 23 of 23 (100.00%)

	Total	
Times Cast	320 / 1,446	22.13%

Candidate	Party	Total
John Moolenaar	REP	103
Total Votes		103

	Total
Unresolved Write-In	0

Rep in State Legislature 98th District (REP) (Vote for 1) REP

Precincts Reported: 24 of 24 (100.00%)

	Total	
Times Cast	320 / 1,446	22.13%

Candidate	Party	Total
Annette Glenn	REP	99
Total Votes		99

	Total
Unresolved Write-In	0

County Midland Prosecuting Attorney (REP) (Vote for 1) REP

Precincts Reported: 23 of 23 (100.00%)

	Total	
Times Cast	320 / 1,446	22.13%

Candidate	Party	Total
J. Dee Brooks	REP	105
Total Votes		105

	Total
Unresolved Write-In	0

County Midland Sheriff (REP) (Vote for 1) REP

Precincts Reported: 23 of 23 (100.00%)

	Total	
Times Cast	320 / 1,446	22.13%

Candidate	Party	Total
AJ Beagle	REP	10
Myron Greene	REP	69
Laura Lee	REP	44
Total Votes		123

	Total
Unresolved Write-In	0

County Midland Clerk (REP) (Vote for 1) REP

Precincts Reported: 23 of 23 (100.00%)

	Total	
Times Cast	320 / 1,446	22.13%

Candidate	Party	Total
Ann Manary	REP	105
Total Votes		105

	Total
Unresolved Write-In	0

County Midland Treasurer (REP) (Vote for 1) REP

Precincts Reported: 23 of 23 (100.00%)

	Total	
Times Cast	320 / 1,446	22.13%

Candidate	Party	Total
Cathy Lunsford	REP	103
Total Votes		103

	Total
Unresolved Write-In	0

County Midland Register of Deeds (REP) (Vote for 1) REP

Precincts Reported: 23 of 23 (100.00%)

	Total	
Times Cast	320 / 1,446	22.13%

Candidate	Party	Total
Julie K. Atkinson	REP	105
Total Votes		105

	Total
Unresolved Write-In	0

County Midland Drain Commissioner (REP) (Vote for 1) REP

Precincts Reported: 23 of 23 (100.00%)

	Total	
Times Cast	320 / 1,446	22.13%

Candidate	Party	Total
Jennifer B. Miller	REP	36
Joe Sova	REP	75
Total Votes		111

	Total
Unresolved Write-In	0

County Commissioner 7th District (REP) (Vote for 1) REP

Precincts Reported: 7 of 7 (100.00%)

	Total	
Times Cast	320 / 1,446	22.13%

Candidate	Party	Total
Scott D. Noesen	REP	100
Total Votes		100

	Total
Unresolved Write-In	0

Precinct Delegate for City of Midland, Ward 5, Precinct 5 (REP) (Vote for 3) REP

Precincts Reported: 1 of 1 (100.00%)

	Total	
Times Cast	320 / 1,446	22.13%

Candidate	Party	Total
Total Votes		0

	Total
Unresolved Write-In	3

County 911 Millage Renewal Proposal (Vote for 1)

Precincts Reported: 23 of 23 (100.00%)

	Total	
Times Cast	320 / 1,446	22.13%

Candidate	Party	Total
Yes		269
No		28
Total Votes		297

	Total
Unresolved Write-In	0

County Mosquito Millage Renewal Proposal (Vote for 1)

Precincts Reported: 23 of 23 (100.00%)

		Total	
Times Cast		320 / 1,446	22.13%
Candidate	Party	Total	
Yes		274	
No		21	
Total Votes		295	
		Total	
Unresolved Write-In		0	

County Transportation Millage Renewal Proposal (Vote for 1)

Precincts Reported: 23 of 23 (100.00%)

		Total	
Times Cast		320 / 1,446	22.13%
Candidate	Party	Total	
Yes		253	
No		44	
Total Votes		297	
		Total	
Unresolved Write-In		0	

County Road Millage Renewal Proposal (Vote for 1)

Precincts Reported: 23 of 23 (100.00%)

		Total	
Times Cast		320 / 1,446	22.13%
Candidate	Party	Total	
Yes		257	
No		29	
Total Votes		286	
		Total	
Unresolved Write-In		0	

Election Summary Report

Open Primary

Midland County, Michigan

August 04, 2020

Summary for: All Contests, All Precincts, City of Midland, Ward 5, Precinct 4 ICC 1, AV
Counting Boards

Precincts Reported: 24 of 24 (100.00%)
Registered Voters: 289 of 1,140 (25.35%)
Ballots Cast: 289

Handwritten signatures and initials: A large circular signature, a signature that looks like 'JH', and initials 'TB' and 'CHB'.

United States Senator (DEM) (Vote for 1) DEM

Precincts Reported: 24 of 24 (100.00%)

	Total	
Times Cast	289 / 1,140	25.35%

Candidate	Party	Total
Gary Peters	DEM	119
Total Votes		119

	Total
Unresolved Write-In	0

Rep in Congress 4th District (DEM) (Vote for 1) DEM

Precincts Reported: 23 of 23 (100.00%)

	Total	
Times Cast	289 / 1,140	25.35%

Candidate	Party	Total
Anthony D. Feig	DEM	75
Jerry Hilliard	DEM	41
Total Votes		116

	Total
Unresolved Write-In	0

Rep in State Legislature 98th District (DEM) (Vote for 1) DEM

Precincts Reported: 24 of 24 (100.00%)

	Total	
Times Cast	289 / 1,140	25.35%

Candidate	Party	Total
Sarah Schulz	DEM	119
Total Votes		119

	Total
Unresolved Write-In	0

**County Midland Prosecuting Attorney (DEM) (Vote for 1)
DEM**

Precincts Reported: 23 of 23 (100.00%)

		Total
Times Cast		289 / 1,140 25.35%
Candidate	Party	Total
Total Votes		0
		Total
Unresolved Write-In		5

**County Midland Sheriff (DEM) (Vote for 1)
DEM**

Precincts Reported: 23 of 23 (100.00%)

		Total
Times Cast		289 / 1,140 25.35%
Candidate	Party	Total
Total Votes		0
		Total
Unresolved Write-In		6

**County Midland Clerk (DEM) (Vote for 1)
DEM**

Precincts Reported: 23 of 23 (100.00%)

		Total
Times Cast		289 / 1,140 25.35%
Candidate	Party	Total
Total Votes		0
		Total
Unresolved Write-In		5

**County Midland Treasurer (DEM) (Vote for 1)
DEM**

Precincts Reported: 23 of 23 (100.00%)

		Total
Times Cast		289 / 1,140 25.35%
Candidate	Party	Total
Total Votes		0
		Total
Unresolved Write-In		5

Statement of Votes Cast

Open Primary

Missaukee County, Michigan

August 04, 2020

SOVC for: United States Senator (DEM), Representative in Congress 4th District (DEM), Representative in State Legislature 103rd District (DEM), United States Senator (REP), Representative in Congress 4th District (REP), Representative in State Legislature 103rd District (REP), All Districts, All Counting Groups

Precinct	Registered Voters	Cards Cast	Voters Cast	% Turnout
Missaukee County				
Missaukee County				
City of Lake City, Precinct 1	658	272	272	41.34%
City of McBain, Precinct 1	421	190	190	45.13%
Aetna Township, Precinct 1	334	149	149	44.61%
Bloomfield Township, Precinct 1	436	177	177	40.60%
Butterfield Township, Precinct 1	404	189	189	46.78%
Caldwell Township, Precinct 1	984	333	333	33.84%
Clam Union Township, Precinct 1	627	262	262	41.79%
Enterprise Township, Precinct 1	157	69	69	43.95%
Forest Township, Precinct 1	935	313	313	33.48%
Holland Township, Precinct 1	170	78	78	45.88%
Lake Township, Precinct 1	2,417	922	922	38.15%
Norwich Township, Precinct 1	526	198	198	37.64%
Pioneer Township, Precinct 1	382	118	118	30.89%
Reeder Township, Precinct 1	878	373	373	42.48%
Richland Township, Precinct 1	1,117	416	416	37.24%
Riverside Township, Precinct 1	719	319	319	44.37%
West Branch Township, Precinct 1	372	153	153	41.13%
Missaukee County - Total	11,537	4,531	4,531	39.27%

Precinct	Registered Voters	Cards Cast	Voters Cast	% Turnout
Cumulative				
Cumulative	0	0	0	N/A
Cumulative - Total	0	0	0	N/A
Missaukee County - Total	11,537	4,531	4,531	39.27%

United States Senator (DEM) (Vote for 1) DEM

Precinct	Times Cast	Registered Voters
Missaukee County		
Missaukee County		
City of Lake City, Precinct 1	272	658
City of McBain, Precinct 1	190	421
Aetna Township, Precinct 1	149	334
Bloomfield Township, Precinct 1	177	436
Butterfield Township, Precinct 1	189	404
Caldwell Township, Precinct 1	333	984
Clam Union Township, Precinct 1	262	627
Enterprise Township, Precinct 1	69	157
Forest Township, Precinct 1	313	935
Holland Township, Precinct 1	78	170
Lake Township, Precinct 1	922	2,417
Norwich Township, Precinct 1	198	526
Pioneer Township, Precinct 1	118	382
Reeder Township, Precinct 1	373	878
Richland Township, Precinct 1	416	1,117
Riverside Township, Precinct 1	319	719
West Branch Township, Precinct 1	153	372
Missaukee County - Total	4,531	11,537
Cumulative		
Cumulative	0	0
Cumulative - Total	0	0
Missaukee County - Total	4,531	11,537

Precinct	Gary Peters	Total Votes	Unresolved Write-In
Missaukee County			
Missaukee County			
City of Lake City, Precinct 1	46	46	0
City of McBain, Precinct 1	11	11	0
Aetna Township, Precinct 1	7	7	0
Bloomfield Township, Precinct 1	33	33	0
Butterfield Township, Precinct 1	24	24	0
Caldwell Township, Precinct 1	41	41	0
Clam Union Township, Precinct 1	14	14	0
Enterprise Township, Precinct 1	9	9	0
Forest Township, Precinct 1	49	49	0
Holland Township, Precinct 1	12	12	0
Lake Township, Precinct 1	134	134	0
Norwich Township, Precinct 1	30	30	0
Pioneer Township, Precinct 1	29	29	0
Reeder Township, Precinct 1	53	53	1
Richland Township, Precinct 1	33	33	0
Riverside Township, Precinct 1	15	15	0
West Branch Township, Precinct 1	23	23	0
Missaukee County - Total	563	563	1
Cumulative			
Cumulative	0	0	0
Cumulative - Total	0	0	0
Missaukee County - Total	563	563	1

Representative in Congress 4th District (DEM) (Vote for 1) DEM

Precinct	Times Cast	Registered Voters
Missaukee County		
Missaukee County		
City of Lake City, Precinct 1	272	658
City of McBain, Precinct 1	190	421
Aetna Township, Precinct 1	149	334
Bloomfield Township, Precinct 1	177	436
Butterfield Township, Precinct 1	189	404
Caldwell Township, Precinct 1	333	984
Clam Union Township, Precinct 1	262	627
Enterprise Township, Precinct 1	69	157
Forest Township, Precinct 1	313	935
Holland Township, Precinct 1	78	170
Lake Township, Precinct 1	922	2,417
Norwich Township, Precinct 1	198	526
Pioneer Township, Precinct 1	118	382
Reeder Township, Precinct 1	373	878
Richland Township, Precinct 1	416	1,117
Riverside Township, Precinct 1	319	719
West Branch Township, Precinct 1	153	372
Missaukee County - Total	4,531	11,537
Cumulative		
Cumulative	0	0
Cumulative - Total	0	0
Missaukee County - Total	4,531	11,537

Precinct	Anthony D. Feig	Jerry Hilliard	Total Votes
Missaukee County			
Missaukee County			
City of Lake City, Precinct 1	19	24	43
City of McBain, Precinct 1	2	9	11
Aetna Township, Precinct 1	5	2	7
Bloomfield Township, Precinct 1	9	23	32
Butterfield Township, Precinct 1	15	8	23
Caldwell Township, Precinct 1	12	29	41
Clam Union Township, Precinct 1	8	5	13
Enterprise Township, Precinct 1	2	6	8
Forest Township, Precinct 1	16	30	46
Holland Township, Precinct 1	1	11	12
Lake Township, Precinct 1	68	61	129
Norwich Township, Precinct 1	8	22	30
Pioneer Township, Precinct 1	11	16	27
Reeder Township, Precinct 1	10	39	49
Richland Township, Precinct 1	13	19	32
Riverside Township, Precinct 1	5	10	15
West Branch Township, Precinct 1	9	15	24
Missaukee County - Total	213	329	542
Cumulative			
Cumulative	0	0	0
Cumulative - Total	0	0	0
Missaukee County - Total	213	329	542

Precinct	Unresolved Write-In
Missaukee County	
Missaukee County	
City of Lake City, Precinct 1	0
City of McBain, Precinct 1	0
Aetna Township, Precinct 1	0
Bloomfield Township, Precinct 1	1
Butterfield Township, Precinct 1	1
Caldwell Township, Precinct 1	0
Clam Union Township, Precinct 1	0
Enterprise Township, Precinct 1	0
Forest Township, Precinct 1	0
Holland Township, Precinct 1	0
Lake Township, Precinct 1	0
Norwich Township, Precinct 1	0
Pioneer Township, Precinct 1	0
Reeder Township, Precinct 1	0
Richland Township, Precinct 1	0
Riverside Township, Precinct 1	0
West Branch Township, Precinct 1	0
Missaukee County - Total	2
Cumulative	
Cumulative	0
Cumulative - Total	0
Missaukee County - Total	2

Representative in State Legislature 103rd District (DEM) (Vote for 1) DEM

Precinct	Times Cast	Registered Voters
Missaukee County		
Missaukee County		
City of Lake City, Precinct 1	272	658
City of McBain, Precinct 1	190	421
Aetna Township, Precinct 1	149	334
Bloomfield Township, Precinct 1	177	436
Butterfield Township, Precinct 1	189	404
Caldwell Township, Precinct 1	333	984
Clam Union Township, Precinct 1	262	627
Enterprise Township, Precinct 1	69	157
Forest Township, Precinct 1	313	935
Holland Township, Precinct 1	78	170
Lake Township, Precinct 1	922	2,417
Norwich Township, Precinct 1	198	526
Pioneer Township, Precinct 1	118	382
Reeder Township, Precinct 1	373	878
Richland Township, Precinct 1	416	1,117
Riverside Township, Precinct 1	319	719
West Branch Township, Precinct 1	153	372
Missaukee County - Total	4,531	11,537
Cumulative		
Cumulative	0	0
Cumulative - Total	0	0
Missaukee County - Total	4,531	11,537

Precinct	Zach Larson	Total Votes	Unresolved Write-In
Missaukee County			
Missaukee County			
City of Lake City, Precinct 1	42	42	0
City of McBain, Precinct 1	10	10	0
Aetna Township, Precinct 1	7	7	0
Bloomfield Township, Precinct 1	30	30	0
Butterfield Township, Precinct 1	21	21	1
Caldwell Township, Precinct 1	39	39	0
Clam Union Township, Precinct 1	13	13	0
Enterprise Township, Precinct 1	9	9	0
Forest Township, Precinct 1	46	46	1
Holland Township, Precinct 1	12	12	0
Lake Township, Precinct 1	129	129	0
Norwich Township, Precinct 1	29	29	0
Pioneer Township, Precinct 1	25	25	0
Reeder Township, Precinct 1	47	47	2
Richland Township, Precinct 1	32	32	0
Riverside Township, Precinct 1	15	15	0
West Branch Township, Precinct 1	24	24	0
Missaukee County - Total	530	530	4
Cumulative			
Cumulative	0	0	0
Cumulative - Total	0	0	0
Missaukee County - Total	530	530	4

United States Senator (REP) (Vote for 1) REP

Precinct	Times Cast	Registered Voters
Missaukee County		
Missaukee County		
City of Lake City, Precinct 1	272	658
City of McBain, Precinct 1	190	421
Aetna Township, Precinct 1	149	334
Bloomfield Township, Precinct 1	177	436
Butterfield Township, Precinct 1	189	404
Caldwell Township, Precinct 1	333	984
Clam Union Township, Precinct 1	262	627
Enterprise Township, Precinct 1	69	157
Forest Township, Precinct 1	313	935
Holland Township, Precinct 1	78	170
Lake Township, Precinct 1	922	2,417
Norwich Township, Precinct 1	198	526
Pioneer Township, Precinct 1	118	382
Reeder Township, Precinct 1	373	878
Richland Township, Precinct 1	416	1,117
Riverside Township, Precinct 1	319	719
West Branch Township, Precinct 1	153	372
Missaukee County - Total	4,531	11,537
Cumulative		
Cumulative	0	0
Cumulative - Total	0	0
Missaukee County - Total	4,531	11,537

Precinct	John James	Total Votes	Unresolved Write-In
Missaukee County			
Missaukee County			
City of Lake City, Precinct 1	172	172	0
City of McBain, Precinct 1	167	167	0
Aetna Township, Precinct 1	120	120	0
Bloomfield Township, Precinct 1	126	126	1
Butterfield Township, Precinct 1	140	140	1
Caldwell Township, Precinct 1	261	261	0
Clam Union Township, Precinct 1	232	232	0
Enterprise Township, Precinct 1	53	53	1
Forest Township, Precinct 1	230	230	0
Holland Township, Precinct 1	54	54	0
Lake Township, Precinct 1	608	608	5
Norwich Township, Precinct 1	132	132	1
Pioneer Township, Precinct 1	68	68	0
Reeder Township, Precinct 1	264	264	0
Richland Township, Precinct 1	364	364	2
Riverside Township, Precinct 1	274	274	0
West Branch Township, Precinct 1	102	102	0
Missaukee County - Total	3,367	3,367	11
Cumulative			
Cumulative	0	0	0
Cumulative - Total	0	0	0
Missaukee County - Total	3,367	3,367	11

Representative in Congress 4th District (REP) (Vote for 1) REP

Precinct	Times Cast	Registered Voters
Missaukee County		
Missaukee County		
City of Lake City, Precinct 1	272	658
City of McBain, Precinct 1	190	421
Aetna Township, Precinct 1	149	334
Bloomfield Township, Precinct 1	177	436
Butterfield Township, Precinct 1	189	404
Caldwell Township, Precinct 1	333	984
Clam Union Township, Precinct 1	262	627
Enterprise Township, Precinct 1	69	157
Forest Township, Precinct 1	313	935
Holland Township, Precinct 1	78	170
Lake Township, Precinct 1	922	2,417
Norwich Township, Precinct 1	198	526
Pioneer Township, Precinct 1	118	382
Reeder Township, Precinct 1	373	878
Richland Township, Precinct 1	416	1,117
Riverside Township, Precinct 1	319	719
West Branch Township, Precinct 1	153	372
Missaukee County - Total	4,531	11,537
Cumulative		
Cumulative	0	0
Cumulative - Total	0	0
Missaukee County - Total	4,531	11,537

Precinct	John Moolenaar	Total Votes	Unresolved Write-In
Missaukee County			
Missaukee County			
City of Lake City, Precinct 1	182	182	0
City of McBain, Precinct 1	166	166	1
Aetna Township, Precinct 1	120	120	0
Bloomfield Township, Precinct 1	124	124	0
Butterfield Township, Precinct 1	143	143	1
Caldwell Township, Precinct 1	261	261	2
Clam Union Township, Precinct 1	233	233	0
Enterprise Township, Precinct 1	53	53	1
Forest Township, Precinct 1	229	229	0
Holland Township, Precinct 1	54	54	0
Lake Township, Precinct 1	618	618	3
Norwich Township, Precinct 1	137	137	1
Pioneer Township, Precinct 1	68	68	0
Reeder Township, Precinct 1	273	273	1
Richland Township, Precinct 1	372	372	0
Riverside Township, Precinct 1	271	271	1
West Branch Township, Precinct 1	102	102	0
Missaukee County - Total	3,406	3,406	11
Cumulative			
Cumulative	0	0	0
Cumulative - Total	0	0	0
Missaukee County - Total	3,406	3,406	11

Representative in State Legislature 103rd District (REP) (Vote for 1) REP

Precinct	Times Cast	Registered Voters
Missaukee County		
Missaukee County		
City of Lake City, Precinct 1	272	658
City of McBain, Precinct 1	190	421
Aetna Township, Precinct 1	149	334
Bloomfield Township, Precinct 1	177	436
Butterfield Township, Precinct 1	189	404
Caldwell Township, Precinct 1	333	984
Clam Union Township, Precinct 1	262	627
Enterprise Township, Precinct 1	69	157
Forest Township, Precinct 1	313	935
Holland Township, Precinct 1	78	170
Lake Township, Precinct 1	922	2,417
Norwich Township, Precinct 1	198	526
Pioneer Township, Precinct 1	118	382
Reeder Township, Precinct 1	373	878
Richland Township, Precinct 1	416	1,117
Riverside Township, Precinct 1	319	719
West Branch Township, Precinct 1	153	372
Missaukee County - Total	4,531	11,537
Cumulative		
Cumulative	0	0
Cumulative - Total	0	0
Missaukee County - Total	4,531	11,537

Precinct	Daire Rendon	Gary F. Stefanko	Total Votes
Missaukee County			
Missaukee County			
City of Lake City, Precinct 1	157	40	197
City of McBain, Precinct 1	143	23	166
Aetna Township, Precinct 1	112	13	125
Bloomfield Township, Precinct 1	93	38	131
Butterfield Township, Precinct 1	104	42	146
Caldwell Township, Precinct 1	204	62	266
Clam Union Township, Precinct 1	195	37	232
Enterprise Township, Precinct 1	35	21	56
Forest Township, Precinct 1	193	47	240
Holland Township, Precinct 1	42	12	54
Lake Township, Precinct 1	535	154	689
Norwich Township, Precinct 1	104	41	145
Pioneer Township, Precinct 1	64	9	73
Reeder Township, Precinct 1	220	66	286
Richland Township, Precinct 1	322	53	375
Riverside Township, Precinct 1	242	37	279
West Branch Township, Precinct 1	91	21	112
Missaukee County - Total	2,856	716	3,572
Cumulative			
Cumulative	0	0	0
Cumulative - Total	0	0	0
Missaukee County - Total	2,856	716	3,572

Precinct	Unresolved Write-In
Missaukee County	
Missaukee County	
City of Lake City, Precinct 1	0
City of McBain, Precinct 1	0
Aetna Township, Precinct 1	1
Bloomfield Township, Precinct 1	0
Butterfield Township, Precinct 1	0
Caldwell Township, Precinct 1	2
Clam Union Township, Precinct 1	0
Enterprise Township, Precinct 1	0
Forest Township, Precinct 1	0
Holland Township, Precinct 1	0
Lake Township, Precinct 1	2
Norwich Township, Precinct 1	1
Pioneer Township, Precinct 1	0
Reeder Township, Precinct 1	2
Richland Township, Precinct 1	1
Riverside Township, Precinct 1	1
West Branch Township, Precinct 1	0
Missaukee County - Total	10
Cumulative	
Cumulative	0
Cumulative - Total	0
Missaukee County - Total	10

Election Summary Report

Open Primary

Monroe County, Michigan

August 04, 2020

Summary for: United States Senator (DEM), Representative in Congress 7th District (DEM), Rep in State Legislature 17th District (DEM), Rep in State Legislature 56th District (DEM), United States Senator (REP), Representative in Congress 7th District (REP), Rep in State Legislature 17th District (REP), Rep in State Legislature 56th District (REP), All Districts, All Tabulators, All Counting Groups

Precincts Reported: 64 of 64 (100.00%)

Registered Voters: 37,323 of 133,477 (27.96%)

Ballots Cast: 37,323

United States Senator (DEM) (Vote for 1) DEM

Precincts Reported: 64 of 64 (100.00%)

		Election Day	AV Counting	Total	
Times Cast		19,820	17,503	37,323 / 133,477	27.96%
Candidate	Party	Election Day	AV Counting Boards	Total	
Gary Peters	DEM	5,724	7,455	13,179	
Total Votes		5,724	7,455	13,179	
		Election Day	AV Counting Boards	Total	
Unresolved Write-In		21	22	43	

Representative in Congress 7th District (DEM) (Vote for 1) DEM

Precincts Reported: 64 of 64 (100.00%)

		Election Day	AV Counting	Total	
Times Cast		19,820	17,503	37,323 / 133,477	27.96%
Candidate	Party	Election Day	AV Counting Boards	Total	
Gretchen D. Driskell	DEM	5,690	7,479	13,169	
Total Votes		5,690	7,479	13,169	
		Election Day	AV Counting Boards	Total	
Unresolved Write-In		18	10	28	

Rep in State Legislature 17th District (DEM) (Vote for 1) DEM

Precincts Reported: 27 of 27 (100.00%)

		Election Day	AV Counting Boards	Total	
Times Cast		8,572	6,085	14,657 / 52,375	27.98%
Candidate	Party	Election Day	AV Counting Boards	Total	
Scott Cramton	DEM	945	923	1,868	
Christopher Slat	DEM	1,688	1,813	3,501	
Total Votes		2,633	2,736	5,369	
		Election Day	AV Counting Boards	Total	
Unresolved Write-In		12	4	16	

Rep in State Legislature 56th District (DEM) (Vote for 1) DEM

Precincts Reported: 38 of 38 (100.00%)

		Election Day	AV Counting Boards	Total	
Times Cast		11,248	11,418	22,666 / 81,102	27.95%
Candidate	Party	Election Day	AV Counting Boards	Total	
Keith W. Kitchens	DEM	1,371	2,134	3,505	
Ernie Whiteside	DEM	1,279	2,012	3,291	
Total Votes		2,650	4,146	6,796	
		Election Day	AV Counting Boards	Total	
Unresolved Write-In		11	4	15	

United States Senator (REP) (Vote for 1) REP

Precincts Reported: 64 of 64 (100.00%)

		Election Day	AV Counting Boards	Total	
Times Cast		19,820	17,503	37,323 / 133,477	27.96%
Candidate	Party	Election Day	AV Counting Boards	Total	
John James	REP	11,242	5,800	17,042	
Total Votes		11,242	5,800	17,042	
		Election Day	AV Counting Boards	Total	
Unresolved Write-In		48	29	77	

Representative in Congress 7th District (REP) (Vote for 1) REP

Precincts Reported: 64 of 64 (100.00%)

	Election Day	AV Counting	Total	
Times Cast	19,820	17,503	37,323 / 133,477	27.96%

Candidate	Party	Election Day	AV Counting Boards	Total
Tim Walberg	REP	11,285	6,056	17,341
Total Votes		11,285	6,056	17,341

	Election Day	AV Counting Boards	Total
Unresolved Write-In	38	17	55

Rep in State Legislature 17th District (REP) (Vote for 1) REP

Precincts Reported: 27 of 27 (100.00%)

	Election Day	AV Counting	Total	
Times Cast	8,572	6,085	14,657 / 52,375	27.98%

Candidate	Party	Election Day	AV Counting Boards	Total
Joe Bellino, Jr.	REP	4,498	1,870	6,368
Total Votes		4,498	1,870	6,368

	Election Day	AV Counting Boards	Total
Unresolved Write-In	18	3	21

Rep in State Legislature 56th District (REP) (Vote for 1) REP

Precincts Reported: 38 of 38 (100.00%)

	Election Day	AV Counting	Total	
Times Cast	11,248	11,418	22,666 / 81,102	27.95%

Candidate	Party	Election Day	AV Counting Boards	Total
Austin Blaine	REP	1,856	1,106	2,962
TC Clements	REP	4,872	3,055	7,927
Total Votes		6,728	4,161	10,889

	Election Day	AV Counting Boards	Total
Unresolved Write-In	18	5	23

Election Summary Report

Open Primary

Monroe County, Michigan

August 04, 2020

Summary for: United States Senator (DEM), Representative in Congress 7th District (DEM), Rep in State Legislature 17th District (DEM), Rep in State Legislature 56th District (DEM), United States Senator (REP), Representative in Congress 7th District (REP), Rep in State Legislature 17th District (REP), Rep in State Legislature 56th District (REP), All Districts, All Tabulators, All Counting Groups

Precincts Reported: 64 of 64 (100.00%)

Registered Voters: 37,323 of 133,477 (27.96%)

Ballots Cast: 37,323

United States Senator (DEM) (Vote for 1) DEM

Precincts Reported: 64 of 64 (100.00%)

		Election Day	AV Counting	Total	
Times Cast		19,820	17,503	37,323 / 133,477	27.96%
Candidate	Party	Election Day	AV Counting Boards	Total	
Gary Peters	DEM	5,724	7,455	13,179	
Total Votes		5,724	7,455	13,179	
		Election Day	AV Counting Boards	Total	
Unresolved Write-In		21	22	43	

Representative in Congress 7th District (DEM) (Vote for 1) DEM

Precincts Reported: 64 of 64 (100.00%)

		Election Day	AV Counting	Total	
Times Cast		19,820	17,503	37,323 / 133,477	27.96%
Candidate	Party	Election Day	AV Counting Boards	Total	
Gretchen D. Driskell	DEM	5,690	7,479	13,169	
Total Votes		5,690	7,479	13,169	
		Election Day	AV Counting Boards	Total	
Unresolved Write-In		18	10	28	

Rep in State Legislature 17th District (DEM) (Vote for 1) DEM

Precincts Reported: 27 of 27 (100.00%)

	Election Day	AV Counting	Total
Times Cast	8,572	6,085	14,657 / 52,375 27.98%

Candidate	Party	Election Day	AV Counting Boards	Total
Scott Cramton	DEM	945	923	1,868
Christopher Slat	DEM	1,688	1,813	3,501
Total Votes		2,633	2,736	5,369

	Election Day	AV Counting Boards	Total
Unresolved Write-In	12	4	16

Rep in State Legislature 56th District (DEM) (Vote for 1) DEM

Precincts Reported: 38 of 38 (100.00%)

	Election Day	AV Counting	Total
Times Cast	11,248	11,418	22,666 / 81,102 27.95%

Candidate	Party	Election Day	AV Counting Boards	Total
Keith W. Kitchens	DEM	1,371	2,134	3,505
Ernie Whiteside	DEM	1,279	2,012	3,291
Total Votes		2,650	4,146	6,796

	Election Day	AV Counting Boards	Total
Unresolved Write-In	11	4	15

United States Senator (REP) (Vote for 1) REP

Precincts Reported: 64 of 64 (100.00%)

	Election Day	AV Counting	Total
Times Cast	19,820	17,503	37,323 / 133,477 27.96%

Candidate	Party	Election Day	AV Counting Boards	Total
John James	REP	11,242	5,800	17,042
Total Votes		11,242	5,800	17,042

	Election Day	AV Counting Boards	Total
Unresolved Write-In	48	29	77

Representative in Congress 7th District (REP) (Vote for 1) REP

Precincts Reported: 64 of 64 (100.00%)

	Election Day	AV Counting	Total	
Times Cast	19,820	17,503	37,323 / 133,477	27.96%

Candidate	Party	Election Day	AV Counting Boards	Total
Tim Walberg	REP	11,285	6,056	17,341
Total Votes		11,285	6,056	17,341

	Election Day	AV Counting Boards	Total
Unresolved Write-In	38	17	55

Rep in State Legislature 17th District (REP) (Vote for 1) REP

Precincts Reported: 27 of 27 (100.00%)

	Election Day	AV Counting	Total	
Times Cast	8,572	6,085	14,657 / 52,375	27.98%

Candidate	Party	Election Day	AV Counting Boards	Total
Joe Bellino, Jr.	REP	4,498	1,870	6,368
Total Votes		4,498	1,870	6,368

	Election Day	AV Counting Boards	Total
Unresolved Write-In	18	3	21

Rep in State Legislature 56th District (REP) (Vote for 1) REP

Precincts Reported: 38 of 38 (100.00%)

	Election Day	AV Counting	Total	
Times Cast	11,248	11,418	22,666 / 81,102	27.95%

Candidate	Party	Election Day	AV Counting Boards	Total
Austin Blaine	REP	1,856	1,106	2,962
TC Clements	REP	4,872	3,055	7,927
Total Votes		6,728	4,161	10,889

	Election Day	AV Counting Boards	Total
Unresolved Write-In	18	5	23

Statement of Votes Cast

Open Primary

Monroe County, Michigan

August 04, 2020

SOVC for: United States Senator (DEM), Representative in Congress 7th District (DEM), Rep in State Legislature 17th District (DEM), Rep in State Legislature 56th District (DEM), United States Senator (REP), Representative in Congress 7th District (REP), Rep in State Legislature 17th District (REP), Rep in State Legislature 56th District (REP), All Districts, All Counting Groups

Precinct	Registered Voters	Cards Cast	Voters Cast	% Turnout
County				
Monroe County				
Michigan				
Ash Township, Precinct 1				
Election Day	2,298	664	664	28.89%
AV Counting Boards	2,298	0	0	0.00%
Total	2,298	664	664	28.89%
Ash Township, Precinct 2				
Election Day	2,256	732	732	32.45%
AV Counting Boards	2,256	0	0	0.00%
Total	2,256	732	732	32.45%
Ash Township, Precinct 3				
Election Day	1,846	593	593	32.12%
AV Counting Boards	1,846	0	0	0.00%
Total	1,846	593	593	32.12%
Bedford Township, Precinct 1				
Election Day	1,194	169	169	14.15%
AV Counting Boards	1,194	169	169	14.15%
Total	1,194	338	338	28.31%
Bedford Township, Precinct 2				
Election Day	1,942	246	246	12.67%
AV Counting Boards	1,942	395	395	20.34%
Total	1,942	641	641	33.01%

Precinct	Registered Voters	Cards Cast	Voters Cast	% Turnout
Bedford Township, Precinct 3				
Election Day	1,854	288	288	15.53%
AV Counting Boards	1,854	300	300	16.18%
Total	1,854	588	588	31.72%
Bedford Township, Precinct 4				
Election Day	2,324	283	283	12.18%
AV Counting Boards	2,324	480	480	20.65%
Total	2,324	763	763	32.83%
Bedford Township, Precinct 5				
Election Day	2,258	250	250	11.07%
AV Counting Boards	2,258	397	397	17.58%
Total	2,258	647	647	28.65%
Bedford Township, Precinct 6				
Election Day	2,498	407	407	16.29%
AV Counting Boards	2,498	530	530	21.22%
Total	2,498	937	937	37.51%
Bedford Township, Precinct 7				
Election Day	1,943	263	263	13.54%
AV Counting Boards	1,943	476	476	24.50%
Total	1,943	739	739	38.03%
Bedford Township, Precinct 8				
Election Day	2,077	291	291	14.01%
AV Counting Boards	2,077	523	523	25.18%
Total	2,077	814	814	39.19%
Bedford Township, Precinct 9				
Election Day	1,285	190	190	14.79%
AV Counting Boards	1,285	345	345	26.85%
Total	1,285	535	535	41.63%
Bedford Township, Precinct 10				
Election Day	1,365	192	192	14.07%
AV Counting Boards	1,365	278	278	20.37%
Total	1,365	470	470	34.43%

Precinct	Registered Voters	Cards Cast	Voters Cast	% Turnout
Bedford Township, Precinct 11				
Election Day	2,454	356	356	14.51%
AV Counting Boards	2,454	449	449	18.30%
Total	2,454	805	805	32.80%
Bedford Township, Precinct 12				
Election Day	1,736	218	218	12.56%
AV Counting Boards	1,736	360	360	20.74%
Total	1,736	578	578	33.29%
Bedford Township, Precinct 13				
Election Day	1,997	292	292	14.62%
AV Counting Boards	1,997	370	370	18.53%
Total	1,997	662	662	33.15%
Bedford Township, Precinct 14				
Election Day	2,212	145	145	6.56%
AV Counting Boards	2,212	258	258	11.66%
Total	2,212	403	403	18.22%
Berlin Township, Precinct 1				
Election Day	2,040	444	444	21.76%
AV Counting Boards	2,040	0	0	0.00%
Total	2,040	444	444	21.76%
Berlin Township, Precinct 2				
Election Day	2,563	731	731	28.52%
AV Counting Boards	2,563	0	0	0.00%
Total	2,563	731	731	28.52%
Berlin Township, Precinct 3				
Election Day	1,200	407	407	33.92%
AV Counting Boards	1,200	0	0	0.00%
Total	1,200	407	407	33.92%
Berlin Township, Precinct 4				
Election Day	1,979	582	582	29.41%
AV Counting Boards	1,979	0	0	0.00%
Total	1,979	582	582	29.41%

Precinct	Registered Voters	Cards Cast	Voters Cast	% Turnout
City of Luna Pier, Precinct 1				
Election Day	1,165	372	372	31.93%
AV Counting Boards	1,165	0	0	0.00%
Total	1,165	372	372	31.93%
City of Milan, Precinct 1				
Election Day	1,676	423	423	25.24%
AV Counting Boards	1,676	0	0	0.00%
Total	1,676	423	423	25.24%
City of Monroe, Precinct 1				
Election Day	2,816	158	158	5.61%
AV Counting Boards	2,816	450	450	15.98%
Total	2,816	608	608	21.59%
City of Monroe, Precinct 2				
Election Day	2,579	180	180	6.98%
AV Counting Boards	2,579	307	307	11.90%
Total	2,579	487	487	18.88%
City of Monroe, Precinct 3N				
Election Day	1,319	116	116	8.79%
AV Counting Boards	1,319	172	172	13.04%
Total	1,319	288	288	21.83%
City of Monroe, Precinct 35				
Election Day	1,504	88	88	5.85%
AV Counting Boards	1,504	125	125	8.31%
Total	1,504	213	213	14.16%
City of Monroe, Precinct 4				
Election Day	2,825	283	283	10.02%
AV Counting Boards	2,825	589	589	20.85%
Total	2,825	872	872	30.87%
City of Monroe, Precinct 5				
Election Day	2,844	226	226	7.95%
AV Counting Boards	2,844	730	730	25.67%
Total	2,844	956	956	33.61%
City of Monroe, Precinct 6				
Election Day	2,515	212	212	8.43%
AV Counting Boards	2,515	480	480	19.09%
Total	2,515	692	692	27.51%

Precinct	Registered Voters	Cards Cast	Voters Cast	% Turnout
City of Petersburg, Precinct 1				
Election Day	894	268	268	29.98%
AV Counting Boards	894	0	0	0.00%
Total	894	268	268	29.98%
Dundee Township, Precinct 1				
Election Day	1,656	467	467	28.20%
AV Counting Boards	1,656	0	0	0.00%
Total	1,656	467	467	28.20%
Dundee Township, Precinct 2				
Election Day	2,178	654	654	30.03%
AV Counting Boards	2,178	0	0	0.00%
Total	2,178	654	654	30.03%
Dundee Township, Precinct 3				
Election Day	2,406	692	692	28.76%
AV Counting Boards	2,406	0	0	0.00%
Total	2,406	692	692	28.76%
Erie Township, Precinct 1				
Election Day	1,915	249	249	13.00%
AV Counting Boards	1,915	423	423	22.09%
Total	1,915	672	672	35.09%
Erie Township, Precinct 2				
Election Day	1,625	164	164	10.09%
AV Counting Boards	1,625	238	238	14.65%
Total	1,625	402	402	24.74%
Exeter Township, Precinct 1				
Election Day	1,359	396	396	29.14%
AV Counting Boards	1,359	0	0	0.00%
Total	1,359	396	396	29.14%
Exeter Township, Precinct 2				
Election Day	1,775	475	475	26.76%
AV Counting Boards	1,775	0	0	0.00%
Total	1,775	475	475	26.76%

Precinct	Registered Voters	Cards Cast	Voters Cast	% Turnout
Frenchtown Township, Precinct 1				
Election Day	1,233	126	126	10.22%
AV Counting Boards	1,233	181	181	14.68%
Total	1,233	307	307	24.90%
Frenchtown Township, Precinct 2				
Election Day	1,262	141	141	11.17%
AV Counting Boards	1,262	243	243	19.26%
Total	1,262	384	384	30.43%
Frenchtown Township, Precinct 3				
Election Day	1,363	151	151	11.08%
AV Counting Boards	1,363	314	314	23.04%
Total	1,363	465	465	34.12%
Frenchtown Township, Precinct 4				
Election Day	1,732	154	154	8.89%
AV Counting Boards	1,732	503	503	29.04%
Total	1,732	657	657	37.93%
Frenchtown Township, Precinct 5				
Election Day	2,444	139	139	5.69%
AV Counting Boards	2,444	278	278	11.37%
Total	2,444	417	417	17.06%
Frenchtown Township, Precinct 6				
Election Day	2,052	230	230	11.21%
AV Counting Boards	2,052	395	395	19.25%
Total	2,052	625	625	30.46%
Frenchtown Township, Precinct 7				
Election Day	3,031	238	238	7.85%
AV Counting Boards	3,031	767	767	25.31%
Total	3,031	1,005	1,005	33.16%

Precinct	Registered Voters	Cards Cast	Voters Cast	% Turnout
Frenchtown Township, Precinct 8				
Election Day	1,611	175	175	10.86%
AV Counting Boards	1,611	313	313	19.43%
Total	1,611	488	488	30.29%
Frenchtown Township, Precinct 9				
Election Day	1,355	89	89	6.57%
AV Counting Boards	1,355	224	224	16.53%
Total	1,355	313	313	23.10%
Ida Township, Precinct 1				
Election Day	2,144	272	272	12.69%
AV Counting Boards	2,144	346	346	16.14%
Total	2,144	618	618	28.82%
Ida Township, Precinct 2				
Election Day	1,904	293	293	15.39%
AV Counting Boards	1,904	394	394	20.69%
Total	1,904	687	687	36.08%
La Salle Township, Precinct 1				
Election Day	1,788	253	253	14.15%
AV Counting Boards	1,788	419	419	23.43%
Total	1,788	672	672	37.58%
La Salle Township, Precinct 2				
Election Day	2,168	325	325	14.99%
AV Counting Boards	2,168	454	454	20.94%
Total	2,168	779	779	35.93%
London Township, Precinct 1				
Election Day	2,498	834	834	33.39%
AV Counting Boards	2,498	0	0	0.00%
Total	2,498	834	834	33.39%
Milan Township, Precinct 1				
Election Day	1,397	451	451	32.28%
AV Counting Boards	1,397	0	0	0.00%
Total	1,397	451	451	32.28%

Precinct	Registered Voters	Cards Cast	Voters Cast	% Turnout
Monroe Township, Precinct 1				
Election Day	1,471	114	114	7.75%
AV Counting Boards	1,471	338	338	22.98%
Total	1,471	452	452	30.73%
Monroe Township, Precinct 2				
Election Day	1,539	75	75	4.87%
AV Counting Boards	1,539	173	173	11.24%
Total	1,539	248	248	16.11%
Monroe Township, Precinct 3				
Election Day	1,109	146	146	13.17%
AV Counting Boards	1,109	308	308	27.77%
Total	1,109	454	454	40.94%
Monroe Township, Precinct 4				
Election Day	2,352	186	186	7.91%
AV Counting Boards	2,352	391	391	16.62%
Total	2,352	577	577	24.53%
Monroe Township, Precinct 5				
Election Day	2,557	242	242	9.46%
AV Counting Boards	2,557	589	589	23.03%
Total	2,557	831	831	32.50%
Monroe Township, Precinct 6				
Election Day	10,751	141	141	1.31%
AV Counting Boards	10,751	397	397	3.69%
Total	10,751	538	538	5.00%
Raisinville Township, Precinct 1				
Election Day	2,303	241	241	10.46%
AV Counting Boards	2,303	592	592	25.71%
Total	2,303	833	833	36.17%
Raisinville Township, Precinct 2				
Election Day	2,757	271	271	9.83%
AV Counting Boards	2,757	520	520	18.86%
Total	2,757	791	791	28.69%

Precinct	Registered Voters	Cards Cast	Voters Cast	% Turnout
Summerfield Township, Precinct 1				
Election Day	2,453	984	984	40.11%
AV Counting Boards	2,453	0	0	0.00%
Total	2,453	984	984	40.11%
Whiteford Township, Precinct 1				
Election Day	2,071	213	213	10.28%
AV Counting Boards	2,071	305	305	14.73%
Total	2,071	518	518	25.01%
Whiteford Township, Precinct 2				
Election Day	1,760	170	170	9.66%
AV Counting Boards	1,760	215	215	12.22%
Total	1,760	385	385	21.88%
Monroe County Michigan - Total	133,477	37,323	37,323	27.96%
Cumulative				
Cumulative				
Election Day	0	0	0	N/A
AV Counting Boards	0	0	0	N/A
Total	0	0	0	N/A
Cumulative - Total	0	0	0	N/A
County - Total	133,477	37,323	37,323	27.96%
Election Day	133,477	19,820	19,820	14.85%
AV Counting Boards	133,477	17,503	17,503	13.11%

United States Senator (DEM) (Vote for 1) DEM

Precinct	Times Cast	Registered Voters
County		
Monroe County Michigan		
Ash Township, Precinct 1		
Election Day	664	2,298
AV Counting Boards	0	2,298
Total	664	2,298
Ash Township, Precinct 2		
Election Day	732	2,256
AV Counting Boards	0	2,256
Total	732	2,256
Ash Township, Precinct 3		
Election Day	593	1,846
AV Counting Boards	0	1,846
Total	593	1,846
Bedford Township, Precinct 1		
Election Day	169	1,194
AV Counting Boards	169	1,194
Total	338	1,194
Bedford Township, Precinct 2		
Election Day	246	1,942
AV Counting Boards	395	1,942
Total	641	1,942
Bedford Township, Precinct 3		
Election Day	288	1,854
AV Counting Boards	300	1,854
Total	588	1,854
Bedford Township, Precinct 4		
Election Day	283	2,324
AV Counting Boards	480	2,324
Total	763	2,324

Precinct	Gary Peters (DEM)	Total Votes	Unresolved Write-In
County			
Monroe County Michigan			
Ash Township, Precinct 1			
Election Day	239	239	2
AV Counting Boards	0	0	0
Total	239	239	2
Ash Township, Precinct 2			
Election Day	257	257	1
AV Counting Boards	0	0	0
Total	257	257	1
Ash Township, Precinct 3			
Election Day	200	200	0
AV Counting Boards	0	0	0
Total	200	200	0
Bedford Township, Precinct 1			
Election Day	36	36	0
AV Counting Boards	65	65	0
Total	101	101	0
Bedford Township, Precinct 2			
Election Day	50	50	1
AV Counting Boards	138	138	0
Total	188	188	1
Bedford Township, Precinct 3			
Election Day	55	55	0
AV Counting Boards	124	124	1
Total	179	179	1
Bedford Township, Precinct 4			
Election Day	61	61	0
AV Counting Boards	202	202	1
Total	263	263	1

Precinct	Times Cast	Registered Voters
Bedford Township, Precinct 5		
Election Day	250	2,258
AV Counting Boards	397	2,258
Total	647	2,258
Bedford Township, Precinct 6		
Election Day	407	2,498
AV Counting Boards	530	2,498
Total	937	2,498
Bedford Township, Precinct 7		
Election Day	263	1,943
AV Counting Boards	476	1,943
Total	739	1,943
Bedford Township, Precinct 8		
Election Day	291	2,077
AV Counting Boards	523	2,077
Total	814	2,077
Bedford Township, Precinct 9		
Election Day	190	1,285
AV Counting Boards	345	1,285
Total	535	1,285
Bedford Township, Precinct 10		
Election Day	192	1,365
AV Counting Boards	278	1,365
Total	470	1,365
Bedford Township, Precinct 11		
Election Day	356	2,454
AV Counting Boards	449	2,454
Total	805	2,454

Precinct	Gary Peters (DEM)	Total Votes	Unresolved Write-In
Bedford Township, Precinct 5			
Election Day	56	56	1
AV Counting Boards	178	178	0
Total	234	234	1
Bedford Township, Precinct 6			
Election Day	79	79	1
AV Counting Boards	226	226	0
Total	305	305	1
Bedford Township, Precinct 7			
Election Day	50	50	0
AV Counting Boards	184	184	0
Total	234	234	0
Bedford Township, Precinct 8			
Election Day	77	77	0
AV Counting Boards	189	189	0
Total	266	266	0
Bedford Township, Precinct 9			
Election Day	36	36	0
AV Counting Boards	150	150	0
Total	186	186	0
Bedford Township, Precinct 10			
Election Day	36	36	1
AV Counting Boards	104	104	1
Total	140	140	2
Bedford Township, Precinct 11			
Election Day	58	58	0
AV Counting Boards	158	158	0
Total	216	216	0

Precinct	Times Cast	Registered Voters
Bedford Township, Precinct 12		
Election Day	218	1,736
AV Counting Boards	360	1,736
Total	578	1,736
Bedford Township, Precinct 13		
Election Day	292	1,997
AV Counting Boards	370	1,997
Total	662	1,997
Bedford Township, Precinct 14		
Election Day	145	2,212
AV Counting Boards	258	2,212
Total	403	2,212
Berlin Township, Precinct 1		
Election Day	444	2,040
AV Counting Boards	0	2,040
Total	444	2,040
Berlin Township, Precinct 2		
Election Day	731	2,563
AV Counting Boards	0	2,563
Total	731	2,563
Berlin Township, Precinct 3		
Election Day	407	1,200
AV Counting Boards	0	1,200
Total	407	1,200
Berlin Township, Precinct 4		
Election Day	582	1,979
AV Counting Boards	0	1,979
Total	582	1,979

Precinct	Gary Peters (DEM)	Total Votes	Unresolved Write-In
Bedford Township, Precinct 12			
Election Day	61	61	0
AV Counting Boards	163	163	0
Total	224	224	0
Bedford Township, Precinct 13			
Election Day	58	58	0
AV Counting Boards	135	135	0
Total	193	193	0
Bedford Township, Precinct 14			
Election Day	40	40	0
AV Counting Boards	130	130	0
Total	170	170	0
Berlin Township, Precinct 1			
Election Day	179	179	0
AV Counting Boards	0	0	0
Total	179	179	0
Berlin Township, Precinct 2			
Election Day	286	286	2
AV Counting Boards	0	0	0
Total	286	286	2
Berlin Township, Precinct 3			
Election Day	152	152	0
AV Counting Boards	0	0	0
Total	152	152	0
Berlin Township, Precinct 4			
Election Day	214	214	0
AV Counting Boards	0	0	0
Total	214	214	0

Precinct	Times Cast	Registered Voters
City of Luna Pier, Precinct 1		
Election Day	372	1,165
AV Counting Boards	0	1,165
Total	372	1,165
City of Milan, Precinct 1		
Election Day	423	1,676
AV Counting Boards	0	1,676
Total	423	1,676
City of Monroe, Precinct 1		
Election Day	158	2,816
AV Counting Boards	450	2,816
Total	608	2,816
City of Monroe, Precinct 2		
Election Day	180	2,579
AV Counting Boards	307	2,579
Total	487	2,579
City of Monroe, Precinct 3N		
Election Day	116	1,319
AV Counting Boards	172	1,319
Total	288	1,319
City of Monroe, Precinct 3S		
Election Day	88	1,504
AV Counting Boards	125	1,504
Total	213	1,504
City of Monroe, Precinct 4		
Election Day	283	2,825
AV Counting Boards	589	2,825
Total	872	2,825
City of Monroe, Precinct 5		
Election Day	226	2,844
AV Counting Boards	730	2,844
Total	956	2,844

Precinct	Gary Peters (DEM)	Total Votes	Unresolved Write-In
City of Luna Pier, Precinct 1			
Election Day	151	151	0
AV Counting Boards	0	0	0
Total	151	151	0
City of Milan, Precinct 1			
Election Day	237	237	0
AV Counting Boards	0	0	0
Total	237	237	0
City of Monroe, Precinct 1			
Election Day	57	57	0
AV Counting Boards	260	260	3
Total	317	317	3
City of Monroe, Precinct 2			
Election Day	70	70	1
AV Counting Boards	164	164	1
Total	234	234	2
City of Monroe, Precinct 3N			
Election Day	41	41	0
AV Counting Boards	96	96	0
Total	137	137	0
City of Monroe, Precinct 3S			
Election Day	51	51	0
AV Counting Boards	86	86	1
Total	137	137	1
City of Monroe, Precinct 4			
Election Day	81	81	2
AV Counting Boards	341	341	2
Total	422	422	4
City of Monroe, Precinct 5			
Election Day	59	59	1
AV Counting Boards	398	398	0
Total	457	457	1

Precinct	Times Cast	Registered Voters
City of Monroe, Precinct 6		
Election Day	212	2,515
AV Counting Boards	480	2,515
Total	692	2,515
City of Petersburg, Precinct 1		
Election Day	268	894
AV Counting Boards	0	894
Total	268	894
Dundee Township, Precinct 1		
Election Day	467	1,656
AV Counting Boards	0	1,656
Total	467	1,656
Dundee Township, Precinct 2		
Election Day	654	2,178
AV Counting Boards	0	2,178
Total	654	2,178
Dundee Township, Precinct 3		
Election Day	692	2,406
AV Counting Boards	0	2,406
Total	692	2,406
Erie Township, Precinct 1		
Election Day	249	1,915
AV Counting Boards	423	1,915
Total	672	1,915
Erie Township, Precinct 2		
Election Day	164	1,625
AV Counting Boards	238	1,625
Total	402	1,625
Exeter Township, Precinct 1		
Election Day	396	1,359
AV Counting Boards	0	1,359
Total	396	1,359

Precinct	Gary Peters (DEM)	Total Votes	Unresolved Write-In
City of Monroe, Precinct 6			
Election Day	69	69	0
AV Counting Boards	228	228	0
Total	297	297	0
City of Petersburg, Precinct 1			
Election Day	118	118	0
AV Counting Boards	0	0	0
Total	118	118	0
Dundee Township, Precinct 1			
Election Day	179	179	1
AV Counting Boards	0	0	0
Total	179	179	1
Dundee Township, Precinct 2			
Election Day	240	240	0
AV Counting Boards	0	0	0
Total	240	240	0
Dundee Township, Precinct 3			
Election Day	250	250	0
AV Counting Boards	0	0	0
Total	250	250	0
Erie Township, Precinct 1			
Election Day	51	51	0
AV Counting Boards	144	144	0
Total	195	195	0
Erie Township, Precinct 2			
Election Day	21	21	0
AV Counting Boards	91	91	0
Total	112	112	0
Exeter Township, Precinct 1			
Election Day	135	135	0
AV Counting Boards	0	0	0
Total	135	135	0

Precinct	Times Cast	Registered Voters
Exeter Township, Precinct 2		
Election Day	475	1,775
AV Counting Boards	0	1,775
Total	475	1,775
Frenchtown Township, Precinct 1		
Election Day	126	1,233
AV Counting Boards	181	1,233
Total	307	1,233
Frenchtown Township, Precinct 2		
Election Day	141	1,262
AV Counting Boards	243	1,262
Total	384	1,262
Frenchtown Township, Precinct 3		
Election Day	151	1,363
AV Counting Boards	314	1,363
Total	465	1,363
Frenchtown Township, Precinct 4		
Election Day	154	1,732
AV Counting Boards	503	1,732
Total	657	1,732
Frenchtown Township, Precinct 5		
Election Day	139	2,444
AV Counting Boards	278	2,444
Total	417	2,444
Frenchtown Township, Precinct 6		
Election Day	230	2,052
AV Counting Boards	395	2,052
Total	625	2,052

Precinct	Gary Peters (DEM)	Total Votes	Unresolved Write-In
Exeter Township, Precinct 2			
Election Day	186	186	0
AV Counting Boards	0	0	0
Total	186	186	0
Frenchtown Township, Precinct 1			
Election Day	23	23	0
AV Counting Boards	68	68	0
Total	91	91	0
Frenchtown Township, Precinct 2			
Election Day	30	30	0
AV Counting Boards	114	114	0
Total	144	144	0
Frenchtown Township, Precinct 3			
Election Day	22	22	1
AV Counting Boards	112	112	0
Total	134	134	1
Frenchtown Township, Precinct 4			
Election Day	27	27	0
AV Counting Boards	208	208	1
Total	235	235	1
Frenchtown Township, Precinct 5			
Election Day	31	31	1
AV Counting Boards	149	149	0
Total	180	180	1
Frenchtown Township, Precinct 6			
Election Day	47	47	0
AV Counting Boards	160	160	1
Total	207	207	1

Precinct	Times Cast	Registered Voters
Frenchtown Township, Precinct 7		
Election Day	238	3,031
AV Counting Boards	767	3,031
Total	1,005	3,031
Frenchtown Township, Precinct 8		
Election Day	175	1,611
AV Counting Boards	313	1,611
Total	488	1,611
Frenchtown Township, Precinct 9		
Election Day	89	1,355
AV Counting Boards	224	1,355
Total	313	1,355
Ida Township, Precinct 1		
Election Day	272	2,144
AV Counting Boards	346	2,144
Total	618	2,144
Ida Township, Precinct 2		
Election Day	293	1,904
AV Counting Boards	394	1,904
Total	687	1,904
La Salle Township, Precinct 1		
Election Day	253	1,788
AV Counting Boards	419	1,788
Total	672	1,788
La Salle Township, Precinct 2		
Election Day	325	2,168
AV Counting Boards	454	2,168
Total	779	2,168

Precinct	Gary Peters (DEM)	Total Votes	Unresolved Write-In
Frenchtown Township, Precinct 7			
Election Day	49	49	0
AV Counting Boards	304	304	1
Total	353	353	1
Frenchtown Township, Precinct 8			
Election Day	42	42	0
AV Counting Boards	122	122	1
Total	164	164	1
Frenchtown Township, Precinct 9			
Election Day	31	31	0
AV Counting Boards	116	116	0
Total	147	147	0
Ida Township, Precinct 1			
Election Day	43	43	0
AV Counting Boards	106	106	0
Total	149	149	0
Ida Township, Precinct 2			
Election Day	57	57	0
AV Counting Boards	133	133	0
Total	190	190	0
La Salle Township, Precinct 1			
Election Day	27	27	1
AV Counting Boards	102	102	0
Total	129	129	1
La Salle Township, Precinct 2			
Election Day	59	59	0
AV Counting Boards	152	152	0
Total	211	211	0

Precinct	Times Cast	Registered Voters
London Township, Precinct 1		
Election Day	834	2,498
AV Counting Boards	0	2,498
Total	834	2,498
Milan Township, Precinct 1		
Election Day	451	1,397
AV Counting Boards	0	1,397
Total	451	1,397
Monroe Township, Precinct 1		
Election Day	114	1,471
AV Counting Boards	338	1,471
Total	452	1,471
Monroe Township, Precinct 2		
Election Day	75	1,539
AV Counting Boards	173	1,539
Total	248	1,539
Monroe Township, Precinct 3		
Election Day	146	1,109
AV Counting Boards	308	1,109
Total	454	1,109
Monroe Township, Precinct 4		
Election Day	186	2,352
AV Counting Boards	391	2,352
Total	577	2,352
Monroe Township, Precinct 5		
Election Day	242	2,557
AV Counting Boards	589	2,557
Total	831	2,557
Monroe Township, Precinct 6		
Election Day	141	10,751
AV Counting Boards	397	10,751
Total	538	10,751

Precinct	Gary Peters (DEM)	Total Votes	Unresolved Write-In
London Township, Precinct 1			
Election Day	242	242	0
AV Counting Boards	0	0	0
Total	242	242	0
Milan Township, Precinct 1			
Election Day	156	156	0
AV Counting Boards	0	0	0
Total	156	156	0
Monroe Township, Precinct 1			
Election Day	42	42	0
AV Counting Boards	175	175	0
Total	217	217	0
Monroe Township, Precinct 2			
Election Day	23	23	0
AV Counting Boards	92	92	0
Total	115	115	0
Monroe Township, Precinct 3			
Election Day	33	33	0
AV Counting Boards	147	147	0
Total	180	180	0
Monroe Township, Precinct 4			
Election Day	53	53	0
AV Counting Boards	196	196	4
Total	249	249	4
Monroe Township, Precinct 5			
Election Day	33	33	0
AV Counting Boards	259	259	3
Total	292	292	3
Monroe Township, Precinct 6			
Election Day	34	34	0
AV Counting Boards	172	172	0
Total	206	206	0

Precinct	Times Cast	Registered Voters
Raisinville Township, Precinct 1		
Election Day	241	2,303
AV Counting Boards	592	2,303
Total	833	2,303
Raisinville Township, Precinct 2		
Election Day	271	2,757
AV Counting Boards	520	2,757
Total	791	2,757
Summerfield Township, Precinct 1		
Election Day	984	2,453
AV Counting Boards	0	2,453
Total	984	2,453
Whiteford Township, Precinct 1		
Election Day	213	2,071
AV Counting Boards	305	2,071
Total	518	2,071
Whiteford Township, Precinct 2		
Election Day	170	1,760
AV Counting Boards	215	1,760
Total	385	1,760
Monroe County Michigan - Total	37,323	133,477
Cumulative		
Cumulative		
Election Day	0	0
AV Counting Boards	0	0
Total	0	0
Cumulative - Total	0	0
County - Total	37,323	133,477

Precinct	Gary Peters (DEM)	Total Votes	Unresolved Write-In
Raisinville Township, Precinct 1			
Election Day	29	29	0
AV Counting Boards	211	211	0
Total	240	240	0
Raisinville Township, Precinct 2			
Election Day	64	64	1
AV Counting Boards	231	231	1
Total	295	295	2
Summerfield Township, Precinct 1			
Election Day	182	182	2
AV Counting Boards	0	0	0
Total	182	182	2
Whiteford Township, Precinct 1			
Election Day	43	43	0
AV Counting Boards	114	114	0
Total	157	157	0
Whiteford Township, Precinct 2			
Election Day	26	26	1
AV Counting Boards	58	58	0
Total	84	84	1
Monroe County Michigan - Total	13,179	13,179	43
Cumulative			
Cumulative			
Election Day	0	0	0
AV Counting Boards	0	0	0
Total	0	0	0
Cumulative - Total	0	0	0
County - Total	13,179	13,179	43

Representative in Congress 7th District (DEM) (Vote for 1) DEM

Precinct	Times Cast	Registered Voters
County		
Monroe County Michigan		
Ash Township, Precinct 1		
Election Day	664	2,298
AV Counting Boards	0	2,298
Total	664	2,298
Ash Township, Precinct 2		
Election Day	732	2,256
AV Counting Boards	0	2,256
Total	732	2,256
Ash Township, Precinct 3		
Election Day	593	1,846
AV Counting Boards	0	1,846
Total	593	1,846
Bedford Township, Precinct 1		
Election Day	169	1,194
AV Counting Boards	169	1,194
Total	338	1,194
Bedford Township, Precinct 2		
Election Day	246	1,942
AV Counting Boards	395	1,942
Total	641	1,942
Bedford Township, Precinct 3		
Election Day	288	1,854
AV Counting Boards	300	1,854
Total	588	1,854
Bedford Township, Precinct 4		
Election Day	283	2,324
AV Counting Boards	480	2,324
Total	763	2,324

Precinct	Gretchen D. Driskell (DEM)	Total Votes	Unresolved Write-In
County			
Monroe County Michigan			
Ash Township, Precinct 1			
Election Day	243	243	1
AV Counting Boards	0	0	0
Total	243	243	1
Ash Township, Precinct 2			
Election Day	256	256	0
AV Counting Boards	0	0	0
Total	256	256	0
Ash Township, Precinct 3			
Election Day	198	198	0
AV Counting Boards	0	0	0
Total	198	198	0
Bedford Township, Precinct 1			
Election Day	36	36	0
AV Counting Boards	64	64	0
Total	100	100	0
Bedford Township, Precinct 2			
Election Day	49	49	0
AV Counting Boards	137	137	0
Total	186	186	0
Bedford Township, Precinct 3			
Election Day	55	55	0
AV Counting Boards	127	127	0
Total	182	182	0
Bedford Township, Precinct 4			
Election Day	59	59	0
AV Counting Boards	200	200	2
Total	259	259	2

Precinct	Times Cast	Registered Voters
Bedford Township, Precinct 5		
Election Day	250	2,258
AV Counting Boards	397	2,258
Total	647	2,258
Bedford Township, Precinct 6		
Election Day	407	2,498
AV Counting Boards	530	2,498
Total	937	2,498
Bedford Township, Precinct 7		
Election Day	263	1,943
AV Counting Boards	476	1,943
Total	739	1,943
Bedford Township, Precinct 8		
Election Day	291	2,077
AV Counting Boards	523	2,077
Total	814	2,077
Bedford Township, Precinct 9		
Election Day	190	1,285
AV Counting Boards	345	1,285
Total	535	1,285
Bedford Township, Precinct 10		
Election Day	192	1,365
AV Counting Boards	278	1,365
Total	470	1,365
Bedford Township, Precinct 11		
Election Day	356	2,454
AV Counting Boards	449	2,454
Total	805	2,454

Precinct	Gretchen D. Driskell (DEM)	Total Votes	Unresolved Write-In
Bedford Township, Precinct 5			
Election Day	56	56	0
AV Counting Boards	176	176	0
Total	232	232	0
Bedford Township, Precinct 6			
Election Day	81	81	0
AV Counting Boards	230	230	0
Total	311	311	0
Bedford Township, Precinct 7			
Election Day	50	50	1
AV Counting Boards	186	186	0
Total	236	236	1
Bedford Township, Precinct 8			
Election Day	76	76	0
AV Counting Boards	189	189	0
Total	265	265	0
Bedford Township, Precinct 9			
Election Day	35	35	0
AV Counting Boards	148	148	0
Total	183	183	0
Bedford Township, Precinct 10			
Election Day	36	36	1
AV Counting Boards	104	104	1
Total	140	140	2
Bedford Township, Precinct 11			
Election Day	58	58	0
AV Counting Boards	157	157	0
Total	215	215	0

Precinct	Times Cast	Registered Voters
Bedford Township, Precinct 12		
Election Day	218	1,736
AV Counting Boards	360	1,736
Total	578	1,736
Bedford Township, Precinct 13		
Election Day	292	1,997
AV Counting Boards	370	1,997
Total	662	1,997
Bedford Township, Precinct 14		
Election Day	145	2,212
AV Counting Boards	258	2,212
Total	403	2,212
Berlin Township, Precinct 1		
Election Day	444	2,040
AV Counting Boards	0	2,040
Total	444	2,040
Berlin Township, Precinct 2		
Election Day	731	2,563
AV Counting Boards	0	2,563
Total	731	2,563
Berlin Township, Precinct 3		
Election Day	407	1,200
AV Counting Boards	0	1,200
Total	407	1,200
Berlin Township, Precinct 4		
Election Day	582	1,979
AV Counting Boards	0	1,979
Total	582	1,979

Precinct	Gretchen D. Driskell (DEM)	Total Votes	Unresolved Write-In
Bedford Township, Precinct 12			
Election Day	61	61	0
AV Counting Boards	162	162	0
Total	223	223	0
Bedford Township, Precinct 13			
Election Day	56	56	1
AV Counting Boards	136	136	0
Total	192	192	1
Bedford Township, Precinct 14			
Election Day	38	38	0
AV Counting Boards	131	131	0
Total	169	169	0
Berlin Township, Precinct 1			
Election Day	177	177	1
AV Counting Boards	0	0	0
Total	177	177	1
Berlin Township, Precinct 2			
Election Day	280	280	1
AV Counting Boards	0	0	0
Total	280	280	1
Berlin Township, Precinct 3			
Election Day	151	151	0
AV Counting Boards	0	0	0
Total	151	151	0
Berlin Township, Precinct 4			
Election Day	208	208	0
AV Counting Boards	0	0	0
Total	208	208	0

Precinct	Times Cast	Registered Voters
City of Luna Pier, Precinct 1		
Election Day	372	1,165
AV Counting Boards	0	1,165
Total	372	1,165
City of Milan, Precinct 1		
Election Day	423	1,676
AV Counting Boards	0	1,676
Total	423	1,676
City of Monroe, Precinct 1		
Election Day	158	2,816
AV Counting Boards	450	2,816
Total	608	2,816
City of Monroe, Precinct 2		
Election Day	180	2,579
AV Counting Boards	307	2,579
Total	487	2,579
City of Monroe, Precinct 3N		
Election Day	116	1,319
AV Counting Boards	172	1,319
Total	288	1,319
City of Monroe, Precinct 3S		
Election Day	88	1,504
AV Counting Boards	125	1,504
Total	213	1,504
City of Monroe, Precinct 4		
Election Day	283	2,825
AV Counting Boards	589	2,825
Total	872	2,825
City of Monroe, Precinct 5		
Election Day	226	2,844
AV Counting Boards	730	2,844
Total	956	2,844

Precinct	Gretchen D. Driskell (DEM)	Total Votes	Unresolved Write-In
City of Luna Pier, Precinct 1			
Election Day	150	150	0
AV Counting Boards	0	0	0
Total	150	150	0
City of Milan, Precinct 1			
Election Day	234	234	0
AV Counting Boards	0	0	0
Total	234	234	0
City of Monroe, Precinct 1			
Election Day	56	56	0
AV Counting Boards	264	264	0
Total	320	320	0
City of Monroe, Precinct 2			
Election Day	71	71	0
AV Counting Boards	166	166	0
Total	237	237	0
City of Monroe, Precinct 3N			
Election Day	43	43	0
AV Counting Boards	94	94	0
Total	137	137	0
City of Monroe, Precinct 3S			
Election Day	53	53	1
AV Counting Boards	84	84	0
Total	137	137	1
City of Monroe, Precinct 4			
Election Day	82	82	2
AV Counting Boards	347	347	0
Total	429	429	2
City of Monroe, Precinct 5			
Election Day	60	60	1
AV Counting Boards	403	403	0
Total	463	463	1

Precinct	Times Cast	Registered Voters
City of Monroe, Precinct 6		
Election Day	212	2,515
AV Counting Boards	480	2,515
Total	692	2,515
City of Petersburg, Precinct 1		
Election Day	268	894
AV Counting Boards	0	894
Total	268	894
Dundee Township, Precinct 1		
Election Day	467	1,656
AV Counting Boards	0	1,656
Total	467	1,656
Dundee Township, Precinct 2		
Election Day	654	2,178
AV Counting Boards	0	2,178
Total	654	2,178
Dundee Township, Precinct 3		
Election Day	692	2,406
AV Counting Boards	0	2,406
Total	692	2,406
Erie Township, Precinct 1		
Election Day	249	1,915
AV Counting Boards	423	1,915
Total	672	1,915
Erie Township, Precinct 2		
Election Day	164	1,625
AV Counting Boards	238	1,625
Total	402	1,625
Exeter Township, Precinct 1		
Election Day	396	1,359
AV Counting Boards	0	1,359
Total	396	1,359

Precinct	Gretchen D. Driskell (DEM)	Total Votes	Unresolved Write-In
City of Monroe, Precinct 6			
Election Day	70	70	0
AV Counting Boards	231	231	1
Total	301	301	1
City of Petersburg, Precinct 1			
Election Day	112	112	0
AV Counting Boards	0	0	0
Total	112	112	0
Dundee Township, Precinct 1			
Election Day	182	182	1
AV Counting Boards	0	0	0
Total	182	182	1
Dundee Township, Precinct 2			
Election Day	234	234	0
AV Counting Boards	0	0	0
Total	234	234	0
Dundee Township, Precinct 3			
Election Day	247	247	0
AV Counting Boards	0	0	0
Total	247	247	0
Erie Township, Precinct 1			
Election Day	52	52	0
AV Counting Boards	141	141	0
Total	193	193	0
Erie Township, Precinct 2			
Election Day	20	20	0
AV Counting Boards	91	91	0
Total	111	111	0
Exeter Township, Precinct 1			
Election Day	134	134	0
AV Counting Boards	0	0	0
Total	134	134	0

Precinct	Times Cast	Registered Voters
Exeter Township, Precinct 2		
Election Day	475	1,775
AV Counting Boards	0	1,775
Total	475	1,775
Frenchtown Township, Precinct 1		
Election Day	126	1,233
AV Counting Boards	181	1,233
Total	307	1,233
Frenchtown Township, Precinct 2		
Election Day	141	1,262
AV Counting Boards	243	1,262
Total	384	1,262
Frenchtown Township, Precinct 3		
Election Day	151	1,363
AV Counting Boards	314	1,363
Total	465	1,363
Frenchtown Township, Precinct 4		
Election Day	154	1,732
AV Counting Boards	503	1,732
Total	657	1,732
Frenchtown Township, Precinct 5		
Election Day	139	2,444
AV Counting Boards	278	2,444
Total	417	2,444
Frenchtown Township, Precinct 6		
Election Day	230	2,052
AV Counting Boards	395	2,052
Total	625	2,052

Precinct	Gretchen D. Driskell (DEM)	Total Votes	Unresolved Write-In
Exeter Township, Precinct 2			
Election Day	182	182	0
AV Counting Boards	0	0	0
Total	182	182	0
Frenchtown Township, Precinct 1			
Election Day	22	22	0
AV Counting Boards	68	68	0
Total	90	90	0
Frenchtown Township, Precinct 2			
Election Day	30	30	0
AV Counting Boards	114	114	0
Total	144	144	0
Frenchtown Township, Precinct 3			
Election Day	22	22	1
AV Counting Boards	110	110	0
Total	132	132	1
Frenchtown Township, Precinct 4			
Election Day	26	26	0
AV Counting Boards	210	210	0
Total	236	236	0
Frenchtown Township, Precinct 5			
Election Day	30	30	0
AV Counting Boards	144	144	0
Total	174	174	0
Frenchtown Township, Precinct 6			
Election Day	45	45	0
AV Counting Boards	164	164	1
Total	209	209	1

Precinct	Times Cast	Registered Voters
Frenchtown Township, Precinct 7		
Election Day	238	3,031
AV Counting Boards	767	3,031
Total	1,005	3,031
Frenchtown Township, Precinct 8		
Election Day	175	1,611
AV Counting Boards	313	1,611
Total	488	1,611
Frenchtown Township, Precinct 9		
Election Day	89	1,355
AV Counting Boards	224	1,355
Total	313	1,355
Ida Township, Precinct 1		
Election Day	272	2,144
AV Counting Boards	346	2,144
Total	618	2,144
Ida Township, Precinct 2		
Election Day	293	1,904
AV Counting Boards	394	1,904
Total	687	1,904
La Salle Township, Precinct 1		
Election Day	253	1,788
AV Counting Boards	419	1,788
Total	672	1,788
La Salle Township, Precinct 2		
Election Day	325	2,168
AV Counting Boards	454	2,168
Total	779	2,168

Precinct	Gretchen D. Driskell (DEM)	Total Votes	Unresolved Write-In
Frenchtown Township, Precinct 7			
Election Day	47	47	0
AV Counting Boards	306	306	0
Total	353	353	0
Frenchtown Township, Precinct 8			
Election Day	42	42	0
AV Counting Boards	121	121	0
Total	163	163	0
Frenchtown Township, Precinct 9			
Election Day	31	31	0
AV Counting Boards	115	115	0
Total	146	146	0
Ida Township, Precinct 1			
Election Day	42	42	0
AV Counting Boards	107	107	0
Total	149	149	0
Ida Township, Precinct 2			
Election Day	56	56	0
AV Counting Boards	129	129	0
Total	185	185	0
La Salle Township, Precinct 1			
Election Day	27	27	0
AV Counting Boards	104	104	0
Total	131	131	0
La Salle Township, Precinct 2			
Election Day	57	57	0
AV Counting Boards	151	151	1
Total	208	208	1

Precinct	Times Cast	Registered Voters
London Township, Precinct 1		
Election Day	834	2,498
AV Counting Boards	0	2,498
Total	834	2,498
Milan Township, Precinct 1		
Election Day	451	1,397
AV Counting Boards	0	1,397
Total	451	1,397
Monroe Township, Precinct 1		
Election Day	114	1,471
AV Counting Boards	338	1,471
Total	452	1,471
Monroe Township, Precinct 2		
Election Day	75	1,539
AV Counting Boards	173	1,539
Total	248	1,539
Monroe Township, Precinct 3		
Election Day	146	1,109
AV Counting Boards	308	1,109
Total	454	1,109
Monroe Township, Precinct 4		
Election Day	186	2,352
AV Counting Boards	391	2,352
Total	577	2,352
Monroe Township, Precinct 5		
Election Day	242	2,557
AV Counting Boards	589	2,557
Total	831	2,557
Monroe Township, Precinct 6		
Election Day	141	10,751
AV Counting Boards	397	10,751
Total	538	10,751

Precinct	Gretchen D. Driskell (DEM)	Total Votes	Unresolved Write-In
London Township, Precinct 1			
Election Day	243	243	0
AV Counting Boards	0	0	0
Total	243	243	0
Milan Township, Precinct 1			
Election Day	155	155	1
AV Counting Boards	0	0	0
Total	155	155	1
Monroe Township, Precinct 1			
Election Day	42	42	0
AV Counting Boards	174	174	0
Total	216	216	0
Monroe Township, Precinct 2			
Election Day	22	22	0
AV Counting Boards	92	92	0
Total	114	114	0
Monroe Township, Precinct 3			
Election Day	34	34	0
AV Counting Boards	151	151	0
Total	185	185	0
Monroe Township, Precinct 4			
Election Day	52	52	2
AV Counting Boards	199	199	0
Total	251	251	2
Monroe Township, Precinct 5			
Election Day	34	34	0
AV Counting Boards	262	262	2
Total	296	296	2
Monroe Township, Precinct 6			
Election Day	35	35	0
AV Counting Boards	172	172	0
Total	207	207	0

Precinct	Times Cast	Registered Voters
Raisinville Township, Precinct 1		
Election Day	241	2,303
AV Counting Boards	592	2,303
Total	833	2,303
Raisinville Township, Precinct 2		
Election Day	271	2,757
AV Counting Boards	520	2,757
Total	791	2,757
Summerfield Township, Precinct 1		
Election Day	984	2,453
AV Counting Boards	0	2,453
Total	984	2,453
Whiteford Township, Precinct 1		
Election Day	213	2,071
AV Counting Boards	305	2,071
Total	518	2,071
Whiteford Township, Precinct 2		
Election Day	170	1,760
AV Counting Boards	215	1,760
Total	385	1,760
Monroe County Michigan - Total	37,323	133,477
Cumulative		
Cumulative		
Election Day	0	0
AV Counting Boards	0	0
Total	0	0
Cumulative - Total	0	0
County - Total	37,323	133,477

Precinct	Gretchen D. Driskell (DEM)	Total Votes	Unresolved Write-In
Raisinville Township, Precinct 1			
Election Day	30	30	0
AV Counting Boards	208	208	0
Total	238	238	0
Raisinville Township, Precinct 2			
Election Day	65	65	1
AV Counting Boards	235	235	2
Total	300	300	3
Summerfield Township, Precinct 1			
Election Day	186	186	2
AV Counting Boards	0	0	0
Total	186	186	2
Whiteford Township, Precinct 1			
Election Day	46	46	0
AV Counting Boards	115	115	0
Total	161	161	0
Whiteford Township, Precinct 2			
Election Day	28	28	0
AV Counting Boards	60	60	0
Total	88	88	0
Monroe County Michigan - Total	13,169	13,169	28
Cumulative			
Cumulative			
Election Day	0	0	0
AV Counting Boards	0	0	0
Total	0	0	0
Cumulative - Total	0	0	0
County - Total	13,169	13,169	28

Rep in State Legislature 17th District (DEM) (Vote for 1) DEM

Precinct	Times Cast	Registered Voters
County		
Monroe County Michigan		
Ash Township, Precinct 1		
Election Day	664	2,298
AV Counting Boards	0	2,298
Total	664	2,298
Ash Township, Precinct 2		
Election Day	732	2,256
AV Counting Boards	0	2,256
Total	732	2,256
Ash Township, Precinct 3		
Election Day	593	1,846
AV Counting Boards	0	1,846
Total	593	1,846
Berlin Township, Precinct 1		
Election Day	444	2,040
AV Counting Boards	0	2,040
Total	444	2,040
Berlin Township, Precinct 2		
Election Day	731	2,563
AV Counting Boards	0	2,563
Total	731	2,563
Berlin Township, Precinct 3		
Election Day	407	1,200
AV Counting Boards	0	1,200
Total	407	1,200
Berlin Township, Precinct 4		
Election Day	582	1,979
AV Counting Boards	0	1,979
Total	582	1,979

Precinct	Scott Cramton (DEM)	Christopher Slat (DEM)	Total Votes
County			
Monroe County Michigan			
Ash Township, Precinct 1			
Election Day	125	100	225
AV Counting Boards	0	0	0
Total	125	100	225
Ash Township, Precinct 2			
Election Day	84	147	231
AV Counting Boards	0	0	0
Total	84	147	231
Ash Township, Precinct 3			
Election Day	69	118	187
AV Counting Boards	0	0	0
Total	69	118	187
Berlin Township, Precinct 1			
Election Day	52	118	170
AV Counting Boards	0	0	0
Total	52	118	170
Berlin Township, Precinct 2			
Election Day	121	144	265
AV Counting Boards	0	0	0
Total	121	144	265
Berlin Township, Precinct 3			
Election Day	37	105	142
AV Counting Boards	0	0	0
Total	37	105	142
Berlin Township, Precinct 4			
Election Day	87	100	187
AV Counting Boards	0	0	0
Total	87	100	187

Precinct	Unresolved Write-In
County	
Monroe County Michigan	
Ash Township, Precinct 1	
Election Day	1
AV Counting Boards	0
Total	1
Ash Township, Precinct 2	
Election Day	1
AV Counting Boards	0
Total	1
Ash Township, Precinct 3	
Election Day	0
AV Counting Boards	0
Total	0
Berlin Township, Precinct 1	
Election Day	1
AV Counting Boards	0
Total	1
Berlin Township, Precinct 2	
Election Day	0
AV Counting Boards	0
Total	0
Berlin Township, Precinct 3	
Election Day	0
AV Counting Boards	0
Total	0
Berlin Township, Precinct 4	
Election Day	1
AV Counting Boards	0
Total	1

Precinct	Times Cast	Registered Voters
City of Monroe, Precinct 1		
Election Day	158	2,816
AV Counting Boards	450	2,816
Total	608	2,816
City of Monroe, Precinct 2		
Election Day	180	2,579
AV Counting Boards	307	2,579
Total	487	2,579
City of Monroe, Precinct 3N		
Election Day	116	1,319
AV Counting Boards	172	1,319
Total	288	1,319
City of Monroe, Precinct 3S		
Election Day	88	1,504
AV Counting Boards	125	1,504
Total	213	1,504
City of Monroe, Precinct 4		
Election Day	283	2,825
AV Counting Boards	589	2,825
Total	872	2,825
City of Monroe, Precinct 5		
Election Day	226	2,844
AV Counting Boards	730	2,844
Total	956	2,844
City of Monroe, Precinct 6		
Election Day	212	2,515
AV Counting Boards	480	2,515
Total	692	2,515
Exeter Township, Precinct 1		
Election Day	396	1,359
AV Counting Boards	0	1,359
Total	396	1,359

Precinct	Scott Cramton (DEM)	Christopher Slat (DEM)	Total Votes
City of Monroe, Precinct 1			
Election Day	11	40	51
AV Counting Boards	56	203	259
Total	67	243	310
City of Monroe, Precinct 2			
Election Day	21	48	69
AV Counting Boards	58	96	154
Total	79	144	223
City of Monroe, Precinct 3N			
Election Day	9	35	44
AV Counting Boards	18	78	96
Total	27	113	140
City of Monroe, Precinct 3S			
Election Day	20	32	52
AV Counting Boards	42	40	82
Total	62	72	134
City of Monroe, Precinct 4			
Election Day	15	69	84
AV Counting Boards	68	252	320
Total	83	321	404
City of Monroe, Precinct 5			
Election Day	21	38	59
AV Counting Boards	153	216	369
Total	174	254	428
City of Monroe, Precinct 6			
Election Day	17	51	68
AV Counting Boards	55	158	213
Total	72	209	281
Exeter Township, Precinct 1			
Election Day	40	82	122
AV Counting Boards	0	0	0
Total	40	82	122

Precinct		Unresolved Write-In
City of Monroe, Precinct 1		
Election Day		2
AV Counting Boards		0
Total		2
City of Monroe, Precinct 2		
Election Day		0
AV Counting Boards		1
Total		1
City of Monroe, Precinct 3N		
Election Day		0
AV Counting Boards		0
Total		0
City of Monroe, Precinct 3S		
Election Day		1
AV Counting Boards		0
Total		1
City of Monroe, Precinct 4		
Election Day		2
AV Counting Boards		0
Total		2
City of Monroe, Precinct 5		
Election Day		0
AV Counting Boards		1
Total		1
City of Monroe, Precinct 6		
Election Day		0
AV Counting Boards		1
Total		1
Exeter Township, Precinct 1		
Election Day		0
AV Counting Boards		0
Total		0

Precinct	Times Cast	Registered Voters
Exeter Township, Precinct 2		
Election Day	475	1,775
AV Counting Boards	0	1,775
Total	475	1,775
Frenchtown Township, Precinct 1		
Election Day	126	1,233
AV Counting Boards	181	1,233
Total	307	1,233
Frenchtown Township, Precinct 2		
Election Day	141	1,262
AV Counting Boards	243	1,262
Total	384	1,262
Frenchtown Township, Precinct 3		
Election Day	151	1,363
AV Counting Boards	314	1,363
Total	465	1,363
Frenchtown Township, Precinct 4		
Election Day	154	1,732
AV Counting Boards	503	1,732
Total	657	1,732
Frenchtown Township, Precinct 5		
Election Day	139	2,444
AV Counting Boards	278	2,444
Total	417	2,444
Frenchtown Township, Precinct 6		
Election Day	230	2,052
AV Counting Boards	395	2,052
Total	625	2,052

Precinct	Scott Cramton (DEM)	Christopher Slat (DEM)	Total Votes
Exeter Township, Precinct 2			
Election Day	51	110	161
AV Counting Boards	0	0	0
Total	51	110	161
Frenchtown Township, Precinct 1			
Election Day	10	9	19
AV Counting Boards	23	35	58
Total	33	44	77
Frenchtown Township, Precinct 2			
Election Day	8	20	28
AV Counting Boards	31	72	103
Total	39	92	131
Frenchtown Township, Precinct 3			
Election Day	9	11	20
AV Counting Boards	53	41	94
Total	62	52	114
Frenchtown Township, Precinct 4			
Election Day	7	21	28
AV Counting Boards	41	158	199
Total	48	179	227
Frenchtown Township, Precinct 5			
Election Day	14	17	31
AV Counting Boards	67	68	135
Total	81	85	166
Frenchtown Township, Precinct 6			
Election Day	10	34	44
AV Counting Boards	46	100	146
Total	56	134	190

Precinct		Unresolved Write-In
Exeter Township, Precinct 2		
Election Day		0
AV Counting Boards		0
Total		0
Frenchtown Township, Precinct 1		
Election Day		1
AV Counting Boards		0
Total		1
Frenchtown Township, Precinct 2		
Election Day		0
AV Counting Boards		1
Total		1
Frenchtown Township, Precinct 3		
Election Day		1
AV Counting Boards		0
Total		1
Frenchtown Township, Precinct 4		
Election Day		0
AV Counting Boards		0
Total		0
Frenchtown Township, Precinct 5		
Election Day		1
AV Counting Boards		0
Total		1
Frenchtown Township, Precinct 6		
Election Day		0
AV Counting Boards		0
Total		0

Precinct	Times Cast	Registered Voters
Frenchtown Township, Precinct 7		
Election Day	238	3,031
AV Counting Boards	767	3,031
Total	1,005	3,031
Frenchtown Township, Precinct 8		
Election Day	175	1,611
AV Counting Boards	313	1,611
Total	488	1,611
Frenchtown Township, Precinct 9		
Election Day	89	1,355
AV Counting Boards	224	1,355
Total	313	1,355
London Township, Precinct 1		
Election Day	834	2,498
AV Counting Boards	0	2,498
Total	834	2,498
Monroe Township, Precinct 6		
Election Day	8	76
AV Counting Boards	14	76
Total	22	76
Monroe County Michigan - Total	14,657	52,375
Cumulative		
Cumulative		
Election Day	0	0
AV Counting Boards	0	0
Total	0	0
Cumulative - Total	0	0
County - Total	14,657	52,375

Precinct	Scott Cramton (DEM)	Christopher Slat (DEM)	Total Votes
Frenchtown Township, Precinct 7			
Election Day	16	28	44
AV Counting Boards	130	151	281
Total	146	179	325
Frenchtown Township, Precinct 8			
Election Day	7	33	40
AV Counting Boards	36	79	115
Total	43	112	155
Frenchtown Township, Precinct 9			
Election Day	7	25	32
AV Counting Boards	45	63	108
Total	52	88	140
London Township, Precinct 1			
Election Day	74	153	227
AV Counting Boards	0	0	0
Total	74	153	227
Monroe Township, Precinct 6			
Election Day	3	0	3
AV Counting Boards	1	3	4
Total	4	3	7
Monroe County Michigan - Total	1,868	3,501	5,369
Cumulative			
Cumulative			
Election Day	0	0	0
AV Counting Boards	0	0	0
Total	0	0	0
Cumulative - Total	0	0	0
County - Total	1,868	3,501	5,369

Precinct		Unresolved Write-In
Frenchtown Township, Precinct 7		
Election Day	0	
AV Counting Boards	0	
Total	0	
Frenchtown Township, Precinct 8		
Election Day	0	
AV Counting Boards	0	
Total	0	
Frenchtown Township, Precinct 9		
Election Day	0	
AV Counting Boards	0	
Total	0	
London Township, Precinct 1		
Election Day	0	
AV Counting Boards	0	
Total	0	
Monroe Township, Precinct 6		
Election Day	0	
AV Counting Boards	0	
Total	0	
Monroe County Michigan - Total	16	
Cumulative		
Cumulative		
Election Day	0	
AV Counting Boards	0	
Total	0	
Cumulative - Total	0	
County - Total	16	

Rep in State Legislature 56th District (DEM) (Vote for 1) DEM

Precinct	Times Cast	Registered Voters
County		
Monroe County Michigan		
Bedford Township, Precinct 1		
Election Day	169	1,194
AV Counting Boards	169	1,194
Total	338	1,194
Bedford Township, Precinct 2		
Election Day	246	1,942
AV Counting Boards	395	1,942
Total	641	1,942
Bedford Township, Precinct 3		
Election Day	288	1,854
AV Counting Boards	300	1,854
Total	588	1,854
Bedford Township, Precinct 4		
Election Day	283	2,324
AV Counting Boards	480	2,324
Total	763	2,324
Bedford Township, Precinct 5		
Election Day	250	2,258
AV Counting Boards	397	2,258
Total	647	2,258
Bedford Township, Precinct 6		
Election Day	407	2,498
AV Counting Boards	530	2,498
Total	937	2,498
Bedford Township, Precinct 7		
Election Day	263	1,943
AV Counting Boards	476	1,943
Total	739	1,943

Precinct	Keith W. Kitchens (DEM)	Ernie Whiteside (DEM)	Total Votes
County			
Monroe County Michigan			
Bedford Township, Precinct 1			
Election Day	20	12	32
AV Counting Boards	32	27	59
Total	52	39	91
Bedford Township, Precinct 2			
Election Day	29	22	51
AV Counting Boards	54	71	125
Total	83	93	176
Bedford Township, Precinct 3			
Election Day	33	20	53
AV Counting Boards	70	46	116
Total	103	66	169
Bedford Township, Precinct 4			
Election Day	34	20	54
AV Counting Boards	107	75	182
Total	141	95	236
Bedford Township, Precinct 5			
Election Day	34	20	54
AV Counting Boards	93	63	156
Total	127	83	210
Bedford Township, Precinct 6			
Election Day	35	36	71
AV Counting Boards	99	109	208
Total	134	145	279
Bedford Township, Precinct 7			
Election Day	34	12	46
AV Counting Boards	113	60	173
Total	147	72	219

Precinct	Unresolved	Write-In
County		
Monroe County Michigan		
Bedford Township, Precinct 1		
Election Day	0	
AV Counting Boards	0	
Total	0	
Bedford Township, Precinct 2		
Election Day	0	
AV Counting Boards	1	
Total	1	
Bedford Township, Precinct 3		
Election Day	0	
AV Counting Boards	0	
Total	0	
Bedford Township, Precinct 4		
Election Day	1	
AV Counting Boards	0	
Total	1	
Bedford Township, Precinct 5		
Election Day	1	
AV Counting Boards	0	
Total	1	
Bedford Township, Precinct 6		
Election Day	1	
AV Counting Boards	0	
Total	1	
Bedford Township, Precinct 7		
Election Day	1	
AV Counting Boards	0	
Total	1	

Precinct	Times Cast	Registered Voters
Bedford Township, Precinct 8		
Election Day	291	2,077
AV Counting Boards	523	2,077
Total	814	2,077
Bedford Township, Precinct 9		
Election Day	190	1,285
AV Counting Boards	345	1,285
Total	535	1,285
Bedford Township, Precinct 10		
Election Day	192	1,365
AV Counting Boards	278	1,365
Total	470	1,365
Bedford Township, Precinct 11		
Election Day	356	2,454
AV Counting Boards	449	2,454
Total	805	2,454
Bedford Township, Precinct 12		
Election Day	218	1,736
AV Counting Boards	360	1,736
Total	578	1,736
Bedford Township, Precinct 13		
Election Day	292	1,997
AV Counting Boards	370	1,997
Total	662	1,997
Bedford Township, Precinct 14		
Election Day	145	2,212
AV Counting Boards	258	2,212
Total	403	2,212

Precinct	Keith W. Kitchens (DEM)	Ernie Whiteside (DEM)	Total Votes
Bedford Township, Precinct 8			
Election Day	39	30	69
AV Counting Boards	90	82	172
Total	129	112	241
Bedford Township, Precinct 9			
Election Day	17	13	30
AV Counting Boards	94	45	139
Total	111	58	169
Bedford Township, Precinct 10			
Election Day	15	19	34
AV Counting Boards	55	45	100
Total	70	64	134
Bedford Township, Precinct 11			
Election Day	32	22	54
AV Counting Boards	79	65	144
Total	111	87	198
Bedford Township, Precinct 12			
Election Day	21	29	50
AV Counting Boards	60	80	140
Total	81	109	190
Bedford Township, Precinct 13			
Election Day	35	19	54
AV Counting Boards	68	54	122
Total	103	73	176
Bedford Township, Precinct 14			
Election Day	15	23	38
AV Counting Boards	65	57	122
Total	80	80	160

Precinct	Unresolved Write-In
Bedford Township, Precinct 8	
Election Day	1
AV Counting Boards	0
Total	1
Bedford Township, Precinct 9	
Election Day	0
AV Counting Boards	0
Total	0
Bedford Township, Precinct 10	
Election Day	0
AV Counting Boards	0
Total	0
Bedford Township, Precinct 11	
Election Day	0
AV Counting Boards	0
Total	0
Bedford Township, Precinct 12	
Election Day	0
AV Counting Boards	0
Total	0
Bedford Township, Precinct 13	
Election Day	0
AV Counting Boards	0
Total	0
Bedford Township, Precinct 14	
Election Day	0
AV Counting Boards	0
Total	0

Precinct	Times Cast	Registered Voters
City of Luna Pier, Precinct 1		
Election Day	372	1,165
AV Counting Boards	0	1,165
Total	372	1,165
City of Milan, Precinct 1		
Election Day	423	1,676
AV Counting Boards	0	1,676
Total	423	1,676
City of Petersburg, Precinct 1		
Election Day	268	894
AV Counting Boards	0	894
Total	268	894
Dundee Township, Precinct 1		
Election Day	467	1,656
AV Counting Boards	0	1,656
Total	467	1,656
Dundee Township, Precinct 2		
Election Day	654	2,178
AV Counting Boards	0	2,178
Total	654	2,178
Dundee Township, Precinct 3		
Election Day	692	2,406
AV Counting Boards	0	2,406
Total	692	2,406
Erie Township, Precinct 1		
Election Day	249	1,915
AV Counting Boards	423	1,915
Total	672	1,915
Erie Township, Precinct 2		
Election Day	164	1,625
AV Counting Boards	238	1,625
Total	402	1,625

Precinct	Keith W. Kitchens (DEM)	Ernie Whiteside (DEM)	Total Votes
City of Luna Pier, Precinct 1			
Election Day	80	60	140
AV Counting Boards	0	0	0
Total	80	60	140
City of Milan, Precinct 1			
Election Day	120	102	222
AV Counting Boards	0	0	0
Total	120	102	222
City of Petersburg, Precinct 1			
Election Day	58	43	101
AV Counting Boards	0	0	0
Total	58	43	101
Dundee Township, Precinct 1			
Election Day	72	83	155
AV Counting Boards	0	0	0
Total	72	83	155
Dundee Township, Precinct 2			
Election Day	110	106	216
AV Counting Boards	0	0	0
Total	110	106	216
Dundee Township, Precinct 3			
Election Day	95	144	239
AV Counting Boards	0	0	0
Total	95	144	239
Erie Township, Precinct 1			
Election Day	34	12	46
AV Counting Boards	71	61	132
Total	105	73	178
Erie Township, Precinct 2			
Election Day	9	8	17
AV Counting Boards	33	55	88
Total	42	63	105

Precinct	Unresolved Write-In
City of Luna Pier, Precinct 1	
Election Day	0
AV Counting Boards	0
Total	0
City of Milan, Precinct 1	
Election Day	0
AV Counting Boards	0
Total	0
City of Petersburg, Precinct 1	
Election Day	0
AV Counting Boards	0
Total	0
Dundee Township, Precinct 1	
Election Day	0
AV Counting Boards	0
Total	0
Dundee Township, Precinct 2	
Election Day	1
AV Counting Boards	0
Total	1
Dundee Township, Precinct 3	
Election Day	0
AV Counting Boards	0
Total	0
Erie Township, Precinct 1	
Election Day	1
AV Counting Boards	0
Total	1
Erie Township, Precinct 2	
Election Day	0
AV Counting Boards	0
Total	0

Precinct	Times Cast	Registered Voters
Ida Township, Precinct 1		
Election Day	272	2,144
AV Counting Boards	346	2,144
Total	618	2,144
Ida Township, Precinct 2		
Election Day	293	1,904
AV Counting Boards	394	1,904
Total	687	1,904
La Salle Township, Precinct 1		
Election Day	253	1,788
AV Counting Boards	419	1,788
Total	672	1,788
La Salle Township, Precinct 2		
Election Day	325	2,168
AV Counting Boards	454	2,168
Total	779	2,168
Milan Township, Precinct 1		
Election Day	451	1,397
AV Counting Boards	0	1,397
Total	451	1,397
Monroe Township, Precinct 1		
Election Day	114	1,471
AV Counting Boards	338	1,471
Total	452	1,471
Monroe Township, Precinct 2		
Election Day	75	1,539
AV Counting Boards	173	1,539
Total	248	1,539
Monroe Township, Precinct 3		
Election Day	146	1,109
AV Counting Boards	308	1,109
Total	454	1,109

Precinct	Keith W. Kitchens (DEM)	Ernie Whiteside (DEM)	Total Votes
Ida Township, Precinct 1			
Election Day	27	11	38
AV Counting Boards	55	47	102
Total	82	58	140
Ida Township, Precinct 2			
Election Day	21	31	52
AV Counting Boards	48	67	115
Total	69	98	167
La Salle Township, Precinct 1			
Election Day	17	9	26
AV Counting Boards	42	55	97
Total	59	64	123
La Salle Township, Precinct 2			
Election Day	23	28	51
AV Counting Boards	55	85	140
Total	78	113	191
Milan Township, Precinct 1			
Election Day	72	65	137
AV Counting Boards	0	0	0
Total	72	65	137
Monroe Township, Precinct 1			
Election Day	12	27	39
AV Counting Boards	67	86	153
Total	79	113	192
Monroe Township, Precinct 2			
Election Day	11	8	19
AV Counting Boards	41	49	90
Total	52	57	109
Monroe Township, Precinct 3			
Election Day	16	17	33
AV Counting Boards	49	81	130
Total	65	98	163

Precinct		Unresolved Write-In
Ida Township, Precinct 1		
Election Day		0
AV Counting Boards		0
Total		0
Ida Township, Precinct 2		
Election Day		0
AV Counting Boards		0
Total		0
La Salle Township, Precinct 1		
Election Day		0
AV Counting Boards		0
Total		0
La Salle Township, Precinct 2		
Election Day		0
AV Counting Boards		0
Total		0
Milan Township, Precinct 1		
Election Day		1
AV Counting Boards		0
Total		1
Monroe Township, Precinct 1		
Election Day		0
AV Counting Boards		0
Total		0
Monroe Township, Precinct 2		
Election Day		0
AV Counting Boards		0
Total		0
Monroe Township, Precinct 3		
Election Day		0
AV Counting Boards		0
Total		0

Precinct	Times Cast	Registered Voters
Monroe Township, Precinct 4		
Election Day	186	2,352
AV Counting Boards	391	2,352
Total	577	2,352
Monroe Township, Precinct 5		
Election Day	242	2,557
AV Counting Boards	589	2,557
Total	831	2,557
Monroe Township, Precinct 6		
Election Day	133	10,675
AV Counting Boards	383	10,675
Total	516	10,675
Raisinville Township, Precinct 1		
Election Day	241	2,303
AV Counting Boards	592	2,303
Total	833	2,303
Raisinville Township, Precinct 2		
Election Day	271	2,757
AV Counting Boards	520	2,757
Total	791	2,757
Summerfield Township, Precinct 1		
Election Day	984	2,453
AV Counting Boards	0	2,453
Total	984	2,453
Whiteford Township, Precinct 1		
Election Day	213	2,071
AV Counting Boards	305	2,071
Total	518	2,071

Precinct	Keith W. Kitchens (DEM)	Ernie Whiteside (DEM)	Total Votes
Monroe Township, Precinct 4			
Election Day	22	27	49
AV Counting Boards	120	63	183
Total	142	90	232
Monroe Township, Precinct 5			
Election Day	16	18	34
AV Counting Boards	90	145	235
Total	106	163	269
Monroe Township, Precinct 6			
Election Day	11	16	27
AV Counting Boards	86	71	157
Total	97	87	184
Raisinville Township, Precinct 1			
Election Day	12	15	27
AV Counting Boards	72	113	185
Total	84	128	212
Raisinville Township, Precinct 2			
Election Day	30	28	58
AV Counting Boards	127	90	217
Total	157	118	275
Summerfield Township, Precinct 1			
Election Day	67	99	166
AV Counting Boards	0	0	0
Total	67	99	166
Whiteford Township, Precinct 1			
Election Day	29	14	43
AV Counting Boards	68	45	113
Total	97	59	156

Precinct		Unresolved Write-In
Monroe Township, Precinct 4		
Election Day		1
AV Counting Boards		2
Total		3
Monroe Township, Precinct 5		
Election Day		0
AV Counting Boards		1
Total		1
Monroe Township, Precinct 6		
Election Day		1
AV Counting Boards		0
Total		1
Raisinville Township, Precinct 1		
Election Day		0
AV Counting Boards		0
Total		0
Raisinville Township, Precinct 2		
Election Day		0
AV Counting Boards		0
Total		0
Summerfield Township, Precinct 1		
Election Day		1
AV Counting Boards		0
Total		1
Whiteford Township, Precinct 1		
Election Day		0
AV Counting Boards		0
Total		0

Precinct	Times Cast	Registered Voters
Whiteford Township, Precinct 2		
Election Day	170	1,760
AV Counting Boards	215	1,760
Total	385	1,760
Monroe County Michigan - Total	22,666	81,102
Cumulative		
Cumulative		
Election Day	0	0
AV Counting Boards	0	0
Total	0	0
Cumulative - Total	0	0
County - Total	22,666	81,102

Precinct	Keith W. Kitchens (DEM)	Ernie Whiteside (DEM)	Total Votes
Whiteford Township, Precinct 2			
Election Day	14	11	25
AV Counting Boards	31	20	51
Total	45	31	76
Monroe County Michigan - Total	3,505	3,291	6,796
Cumulative			
Cumulative			
Election Day	0	0	0
AV Counting Boards	0	0	0
Total	0	0	0
Cumulative - Total	0	0	0
County - Total	3,505	3,291	6,796

Precinct		Unresolved Write-In
Whiteford Township, Precinct		
2		
Election Day	0	
AV Counting Boards	0	
Total	0	
Monroe County Michigan -	15	
Total		
Cumulative		
Cumulative		
Election Day	0	
AV Counting Boards	0	
Total	0	
Cumulative - Total	0	
County - Total	15	

United States Senator (REP) (Vote for 1) REP

Precinct	Times Cast	Registered Voters
County		
Monroe County Michigan		
Ash Township, Precinct 1		
Election Day	664	2,298
AV Counting Boards	0	2,298
Total	664	2,298
Ash Township, Precinct 2		
Election Day	732	2,256
AV Counting Boards	0	2,256
Total	732	2,256
Ash Township, Precinct 3		
Election Day	593	1,846
AV Counting Boards	0	1,846
Total	593	1,846
Bedford Township, Precinct 1		
Election Day	169	1,194
AV Counting Boards	169	1,194
Total	338	1,194
Bedford Township, Precinct 2		
Election Day	246	1,942
AV Counting Boards	395	1,942
Total	641	1,942
Bedford Township, Precinct 3		
Election Day	288	1,854
AV Counting Boards	300	1,854
Total	588	1,854
Bedford Township, Precinct 4		
Election Day	283	2,324
AV Counting Boards	480	2,324
Total	763	2,324

Precinct	John James (REP)	Total Votes	Unresolved Write-In
County			
Monroe County Michigan			
Ash Township, Precinct 1			
Election Day	303	303	1
AV Counting Boards	0	0	0
Total	303	303	1
Ash Township, Precinct 2			
Election Day	326	326	1
AV Counting Boards	0	0	0
Total	326	326	1
Ash Township, Precinct 3			
Election Day	267	267	3
AV Counting Boards	0	0	0
Total	267	267	3
Bedford Township, Precinct 1			
Election Day	120	120	0
AV Counting Boards	73	73	2
Total	193	193	2
Bedford Township, Precinct 2			
Election Day	165	165	0
AV Counting Boards	152	152	0
Total	317	317	0
Bedford Township, Precinct 3			
Election Day	199	199	2
AV Counting Boards	90	90	0
Total	289	289	2
Bedford Township, Precinct 4			
Election Day	186	186	1
AV Counting Boards	172	172	0
Total	358	358	1

Precinct	Times Cast	Registered Voters
Bedford Township, Precinct 5		
Election Day	250	2,258
AV Counting Boards	397	2,258
Total	647	2,258
Bedford Township, Precinct 6		
Election Day	407	2,498
AV Counting Boards	530	2,498
Total	937	2,498
Bedford Township, Precinct 7		
Election Day	263	1,943
AV Counting Boards	476	1,943
Total	739	1,943
Bedford Township, Precinct 8		
Election Day	291	2,077
AV Counting Boards	523	2,077
Total	814	2,077
Bedford Township, Precinct 9		
Election Day	190	1,285
AV Counting Boards	345	1,285
Total	535	1,285
Bedford Township, Precinct 10		
Election Day	192	1,365
AV Counting Boards	278	1,365
Total	470	1,365
Bedford Township, Precinct 11		
Election Day	356	2,454
AV Counting Boards	449	2,454
Total	805	2,454

Precinct	John James (REP)	Total Votes	Unresolved Write-In
Bedford Township, Precinct 5			
Election Day	161	161	0
AV Counting Boards	135	135	0
Total	296	296	0
Bedford Township, Precinct 6			
Election Day	290	290	0
AV Counting Boards	196	196	0
Total	486	486	0
Bedford Township, Precinct 7			
Election Day	187	187	0
AV Counting Boards	152	152	1
Total	339	339	1
Bedford Township, Precinct 8			
Election Day	186	186	0
AV Counting Boards	207	207	1
Total	393	393	1
Bedford Township, Precinct 9			
Election Day	120	120	0
AV Counting Boards	113	113	0
Total	233	233	0
Bedford Township, Precinct 10			
Election Day	133	133	1
AV Counting Boards	111	111	0
Total	244	244	1
Bedford Township, Precinct 11			
Election Day	245	245	0
AV Counting Boards	180	180	1
Total	425	425	1

Precinct	Times Cast	Registered Voters
Bedford Township, Precinct 12		
Election Day	218	1,736
AV Counting Boards	360	1,736
Total	578	1,736
Bedford Township, Precinct 13		
Election Day	292	1,997
AV Counting Boards	370	1,997
Total	662	1,997
Bedford Township, Precinct 14		
Election Day	145	2,212
AV Counting Boards	258	2,212
Total	403	2,212
Berlin Township, Precinct 1		
Election Day	444	2,040
AV Counting Boards	0	2,040
Total	444	2,040
Berlin Township, Precinct 2		
Election Day	731	2,563
AV Counting Boards	0	2,563
Total	731	2,563
Berlin Township, Precinct 3		
Election Day	407	1,200
AV Counting Boards	0	1,200
Total	407	1,200
Berlin Township, Precinct 4		
Election Day	582	1,979
AV Counting Boards	0	1,979
Total	582	1,979

Precinct	John James (REP)	Total Votes	Unresolved Write-In
Bedford Township, Precinct 12			
Election Day	138	138	0
AV Counting Boards	120	120	0
Total	258	258	0
Bedford Township, Precinct 13			
Election Day	199	199	0
AV Counting Boards	131	131	1
Total	330	330	1
Bedford Township, Precinct 14			
Election Day	84	84	0
AV Counting Boards	76	76	0
Total	160	160	0
Berlin Township, Precinct 1			
Election Day	197	197	1
AV Counting Boards	0	0	0
Total	197	197	1
Berlin Township, Precinct 2			
Election Day	350	350	0
AV Counting Boards	0	0	0
Total	350	350	0
Berlin Township, Precinct 3			
Election Day	162	162	0
AV Counting Boards	0	0	0
Total	162	162	0
Berlin Township, Precinct 4			
Election Day	261	261	0
AV Counting Boards	0	0	0
Total	261	261	0

Precinct	Times Cast	Registered Voters
City of Luna Pier, Precinct 1		
Election Day	372	1,165
AV Counting Boards	0	1,165
Total	372	1,165
City of Milan, Precinct 1		
Election Day	423	1,676
AV Counting Boards	0	1,676
Total	423	1,676
City of Monroe, Precinct 1		
Election Day	158	2,816
AV Counting Boards	450	2,816
Total	608	2,816
City of Monroe, Precinct 2		
Election Day	180	2,579
AV Counting Boards	307	2,579
Total	487	2,579
City of Monroe, Precinct 3N		
Election Day	116	1,319
AV Counting Boards	172	1,319
Total	288	1,319
City of Monroe, Precinct 3S		
Election Day	88	1,504
AV Counting Boards	125	1,504
Total	213	1,504
City of Monroe, Precinct 4		
Election Day	283	2,825
AV Counting Boards	589	2,825
Total	872	2,825
City of Monroe, Precinct 5		
Election Day	226	2,844
AV Counting Boards	730	2,844
Total	956	2,844

Precinct	John James (REP)	Total Votes	Unresolved Write-In
City of Luna Pier, Precinct 1			
Election Day	150	150	0
AV Counting Boards	0	0	0
Total	150	150	0
City of Milan, Precinct 1			
Election Day	156	156	0
AV Counting Boards	0	0	0
Total	156	156	0
City of Monroe, Precinct 1			
Election Day	98	98	0
AV Counting Boards	108	108	1
Total	206	206	1
City of Monroe, Precinct 2			
Election Day	100	100	2
AV Counting Boards	68	68	1
Total	168	168	3
City of Monroe, Precinct 3N			
Election Day	69	69	0
AV Counting Boards	34	34	0
Total	103	103	0
City of Monroe, Precinct 3S			
Election Day	31	31	0
AV Counting Boards	26	26	0
Total	57	57	0
City of Monroe, Precinct 4			
Election Day	185	185	2
AV Counting Boards	147	147	0
Total	332	332	2
City of Monroe, Precinct 5			
Election Day	141	141	2
AV Counting Boards	168	168	1
Total	309	309	3

Precinct	Times Cast	Registered Voters
City of Monroe, Precinct 6		
Election Day	212	2,515
AV Counting Boards	480	2,515
Total	692	2,515
City of Petersburg, Precinct 1		
Election Day	268	894
AV Counting Boards	0	894
Total	268	894
Dundee Township, Precinct 1		
Election Day	467	1,656
AV Counting Boards	0	1,656
Total	467	1,656
Dundee Township, Precinct 2		
Election Day	654	2,178
AV Counting Boards	0	2,178
Total	654	2,178
Dundee Township, Precinct 3		
Election Day	692	2,406
AV Counting Boards	0	2,406
Total	692	2,406
Erie Township, Precinct 1		
Election Day	249	1,915
AV Counting Boards	423	1,915
Total	672	1,915
Erie Township, Precinct 2		
Election Day	164	1,625
AV Counting Boards	238	1,625
Total	402	1,625
Exeter Township, Precinct 1		
Election Day	396	1,359
AV Counting Boards	0	1,359
Total	396	1,359

Precinct	John James (REP)	Total Votes	Unresolved Write-In
City of Monroe, Precinct 6			
Election Day	124	124	1
AV Counting Boards	126	126	0
Total	250	250	1
City of Petersburg, Precinct 1			
Election Day	109	109	0
AV Counting Boards	0	0	0
Total	109	109	0
Dundee Township, Precinct 1			
Election Day	178	178	0
AV Counting Boards	0	0	0
Total	178	178	0
Dundee Township, Precinct 2			
Election Day	262	262	3
AV Counting Boards	0	0	0
Total	262	262	3
Dundee Township, Precinct 3			
Election Day	311	311	0
AV Counting Boards	0	0	0
Total	311	311	0
Erie Township, Precinct 1			
Election Day	161	161	0
AV Counting Boards	164	164	0
Total	325	325	0
Erie Township, Precinct 2			
Election Day	120	120	0
AV Counting Boards	80	80	1
Total	200	200	1
Exeter Township, Precinct 1			
Election Day	195	195	3
AV Counting Boards	0	0	0
Total	195	195	3

Precinct	Times Cast	Registered Voters
Exeter Township, Precinct 2		
Election Day	475	1,775
AV Counting Boards	0	1,775
Total	475	1,775
Frenchtown Township, Precinct 1		
Election Day	126	1,233
AV Counting Boards	181	1,233
Total	307	1,233
Frenchtown Township, Precinct 2		
Election Day	141	1,262
AV Counting Boards	243	1,262
Total	384	1,262
Frenchtown Township, Precinct 3		
Election Day	151	1,363
AV Counting Boards	314	1,363
Total	465	1,363
Frenchtown Township, Precinct 4		
Election Day	154	1,732
AV Counting Boards	503	1,732
Total	657	1,732
Frenchtown Township, Precinct 5		
Election Day	139	2,444
AV Counting Boards	278	2,444
Total	417	2,444
Frenchtown Township, Precinct 6		
Election Day	230	2,052
AV Counting Boards	395	2,052
Total	625	2,052

Precinct	John James (REP)	Total Votes	Unresolved Write-In
Exeter Township, Precinct 2			
Election Day	221	221	0
AV Counting Boards	0	0	0
Total	221	221	0
Frenchtown Township, Precinct 1			
Election Day	92	92	0
AV Counting Boards	71	71	0
Total	163	163	0
Frenchtown Township, Precinct 2			
Election Day	97	97	1
AV Counting Boards	61	61	1
Total	158	158	2
Frenchtown Township, Precinct 3			
Election Day	114	114	1
AV Counting Boards	115	115	1
Total	229	229	2
Frenchtown Township, Precinct 4			
Election Day	120	120	0
AV Counting Boards	186	186	0
Total	306	306	0
Frenchtown Township, Precinct 5			
Election Day	104	104	0
AV Counting Boards	64	64	2
Total	168	168	2
Frenchtown Township, Precinct 6			
Election Day	167	167	0
AV Counting Boards	108	108	3
Total	275	275	3

Precinct	Times Cast	Registered Voters
Frenchtown Township, Precinct 7		
Election Day	238	3,031
AV Counting Boards	767	3,031
Total	1,005	3,031
Frenchtown Township, Precinct 8		
Election Day	175	1,611
AV Counting Boards	313	1,611
Total	488	1,611
Frenchtown Township, Precinct 9		
Election Day	89	1,355
AV Counting Boards	224	1,355
Total	313	1,355
Ida Township, Precinct 1		
Election Day	272	2,144
AV Counting Boards	346	2,144
Total	618	2,144
Ida Township, Precinct 2		
Election Day	293	1,904
AV Counting Boards	394	1,904
Total	687	1,904
La Salle Township, Precinct 1		
Election Day	253	1,788
AV Counting Boards	419	1,788
Total	672	1,788
La Salle Township, Precinct 2		
Election Day	325	2,168
AV Counting Boards	454	2,168
Total	779	2,168

Precinct	John James (REP)	Total Votes	Unresolved Write-In
Frenchtown Township, Precinct 7			
Election Day	155	155	3
AV Counting Boards	272	272	3
Total	427	427	6
Frenchtown Township, Precinct 8			
Election Day	119	119	2
AV Counting Boards	111	111	1
Total	230	230	3
Frenchtown Township, Precinct 9			
Election Day	53	53	1
AV Counting Boards	55	55	0
Total	108	108	1
Ida Township, Precinct 1			
Election Day	207	207	0
AV Counting Boards	146	146	0
Total	353	353	0
Ida Township, Precinct 2			
Election Day	212	212	0
AV Counting Boards	154	154	0
Total	366	366	0
La Salle Township, Precinct 1			
Election Day	200	200	2
AV Counting Boards	167	167	0
Total	367	367	2
La Salle Township, Precinct 2			
Election Day	237	237	4
AV Counting Boards	190	190	0
Total	427	427	4

Precinct	Times Cast	Registered Voters
London Township, Precinct 1		
Election Day	834	2,498
AV Counting Boards	0	2,498
Total	834	2,498
Milan Township, Precinct 1		
Election Day	451	1,397
AV Counting Boards	0	1,397
Total	451	1,397
Monroe Township, Precinct 1		
Election Day	114	1,471
AV Counting Boards	338	1,471
Total	452	1,471
Monroe Township, Precinct 2		
Election Day	75	1,539
AV Counting Boards	173	1,539
Total	248	1,539
Monroe Township, Precinct 3		
Election Day	146	1,109
AV Counting Boards	308	1,109
Total	454	1,109
Monroe Township, Precinct 4		
Election Day	186	2,352
AV Counting Boards	391	2,352
Total	577	2,352
Monroe Township, Precinct 5		
Election Day	242	2,557
AV Counting Boards	589	2,557
Total	831	2,557
Monroe Township, Precinct 6		
Election Day	141	10,751
AV Counting Boards	397	10,751
Total	538	10,751

Precinct	John James (REP)	Total Votes	Unresolved Write-In
London Township, Precinct 1			
Election Day	408	408	4
AV Counting Boards	0	0	0
Total	408	408	4
Milan Township, Precinct 1			
Election Day	216	216	1
AV Counting Boards	0	0	0
Total	216	216	1
Monroe Township, Precinct 1			
Election Day	68	68	0
AV Counting Boards	90	90	0
Total	158	158	0
Monroe Township, Precinct 2			
Election Day	46	46	0
AV Counting Boards	41	41	0
Total	87	87	0
Monroe Township, Precinct 3			
Election Day	101	101	1
AV Counting Boards	87	87	2
Total	188	188	3
Monroe Township, Precinct 4			
Election Day	122	122	2
AV Counting Boards	98	98	0
Total	220	220	2
Monroe Township, Precinct 5			
Election Day	198	198	0
AV Counting Boards	196	196	3
Total	394	394	3
Monroe Township, Precinct 6			
Election Day	101	101	0
AV Counting Boards	132	132	0
Total	233	233	0

Precinct	Times Cast	Registered Voters
Raisinville Township, Precinct 1		
Election Day	241	2,303
AV Counting Boards	592	2,303
Total	833	2,303
Raisinville Township, Precinct 2		
Election Day	271	2,757
AV Counting Boards	520	2,757
Total	791	2,757
Summerfield Township, Precinct 1		
Election Day	984	2,453
AV Counting Boards	0	2,453
Total	984	2,453
Whiteford Township, Precinct 1		
Election Day	213	2,071
AV Counting Boards	305	2,071
Total	518	2,071
Whiteford Township, Precinct 2		
Election Day	170	1,760
AV Counting Boards	215	1,760
Total	385	1,760
Monroe County Michigan - Total	37,323	133,477
Cumulative		
Cumulative		
Election Day	0	0
AV Counting Boards	0	0
Total	0	0
Cumulative - Total	0	0
County - Total	37,323	133,477

Precinct	John James (REP)	Total Votes	Unresolved Write-In
Raisinville Township, Precinct 1			
Election Day	194	194	1
AV Counting Boards	242	242	0
Total	436	436	1
Raisinville Township, Precinct 2			
Election Day	184	184	0
AV Counting Boards	161	161	2
Total	345	345	2
Summerfield Township, Precinct 1			
Election Day	558	558	2
AV Counting Boards	0	0	0
Total	558	558	2
Whiteford Township, Precinct 1			
Election Day	150	150	0
AV Counting Boards	123	123	0
Total	273	273	0
Whiteford Township, Precinct 2			
Election Day	129	129	0
AV Counting Boards	101	101	1
Total	230	230	1
Monroe County Michigan - Total	17,042	17,042	77
Cumulative			
Cumulative			
Election Day	0	0	0
AV Counting Boards	0	0	0
Total	0	0	0
Cumulative - Total	0	0	0
County - Total	17,042	17,042	77

Representative in Congress 7th District (REP) (Vote for 1) REP

Precinct	Times Cast	Registered Voters
County		
Monroe County Michigan		
Ash Township, Precinct 1		
Election Day	664	2,298
AV Counting Boards	0	2,298
Total	664	2,298
Ash Township, Precinct 2		
Election Day	732	2,256
AV Counting Boards	0	2,256
Total	732	2,256
Ash Township, Precinct 3		
Election Day	593	1,846
AV Counting Boards	0	1,846
Total	593	1,846
Bedford Township, Precinct 1		
Election Day	169	1,194
AV Counting Boards	169	1,194
Total	338	1,194
Bedford Township, Precinct 2		
Election Day	246	1,942
AV Counting Boards	395	1,942
Total	641	1,942
Bedford Township, Precinct 3		
Election Day	288	1,854
AV Counting Boards	300	1,854
Total	588	1,854
Bedford Township, Precinct 4		
Election Day	283	2,324
AV Counting Boards	480	2,324
Total	763	2,324

Precinct	Tim Walberg (REP)	Total Votes	Unresolved Write-In
County			
Monroe County Michigan			
Ash Township, Precinct 1			
Election Day	305	305	1
AV Counting Boards	0	0	0
Total	305	305	1
Ash Township, Precinct 2			
Election Day	336	336	1
AV Counting Boards	0	0	0
Total	336	336	1
Ash Township, Precinct 3			
Election Day	265	265	4
AV Counting Boards	0	0	0
Total	265	265	4
Bedford Township, Precinct 1			
Election Day	118	118	0
AV Counting Boards	75	75	1
Total	193	193	1
Bedford Township, Precinct 2			
Election Day	168	168	0
AV Counting Boards	158	158	0
Total	326	326	0
Bedford Township, Precinct 3			
Election Day	202	202	1
AV Counting Boards	103	103	0
Total	305	305	1
Bedford Township, Precinct 4			
Election Day	188	188	0
AV Counting Boards	174	174	0
Total	362	362	0

Precinct	Times Cast	Registered Voters
Bedford Township, Precinct 5		
Election Day	250	2,258
AV Counting Boards	397	2,258
Total	647	2,258
Bedford Township, Precinct 6		
Election Day	407	2,498
AV Counting Boards	530	2,498
Total	937	2,498
Bedford Township, Precinct 7		
Election Day	263	1,943
AV Counting Boards	476	1,943
Total	739	1,943
Bedford Township, Precinct 8		
Election Day	291	2,077
AV Counting Boards	523	2,077
Total	814	2,077
Bedford Township, Precinct 9		
Election Day	190	1,285
AV Counting Boards	345	1,285
Total	535	1,285
Bedford Township, Precinct 10		
Election Day	192	1,365
AV Counting Boards	278	1,365
Total	470	1,365
Bedford Township, Precinct 11		
Election Day	356	2,454
AV Counting Boards	449	2,454
Total	805	2,454

Precinct	Tim Walberg (REP)	Total Votes	Unresolved Write-In
Bedford Township, Precinct 5			
Election Day	160	160	0
AV Counting Boards	146	146	0
Total	306	306	0
Bedford Township, Precinct 6			
Election Day	285	285	0
AV Counting Boards	205	205	0
Total	490	490	0
Bedford Township, Precinct 7			
Election Day	188	188	0
AV Counting Boards	165	165	0
Total	353	353	0
Bedford Township, Precinct 8			
Election Day	182	182	0
AV Counting Boards	214	214	0
Total	396	396	0
Bedford Township, Precinct 9			
Election Day	122	122	0
AV Counting Boards	114	114	0
Total	236	236	0
Bedford Township, Precinct 10			
Election Day	140	140	1
AV Counting Boards	113	113	0
Total	253	253	1
Bedford Township, Precinct 11			
Election Day	244	244	0
AV Counting Boards	182	182	0
Total	426	426	0

Precinct	Times Cast	Registered Voters
Bedford Township, Precinct 12		
Election Day	218	1,736
AV Counting Boards	360	1,736
Total	578	1,736
Bedford Township, Precinct 13		
Election Day	292	1,997
AV Counting Boards	370	1,997
Total	662	1,997
Bedford Township, Precinct 14		
Election Day	145	2,212
AV Counting Boards	258	2,212
Total	403	2,212
Berlin Township, Precinct 1		
Election Day	444	2,040
AV Counting Boards	0	2,040
Total	444	2,040
Berlin Township, Precinct 2		
Election Day	731	2,563
AV Counting Boards	0	2,563
Total	731	2,563
Berlin Township, Precinct 3		
Election Day	407	1,200
AV Counting Boards	0	1,200
Total	407	1,200
Berlin Township, Precinct 4		
Election Day	582	1,979
AV Counting Boards	0	1,979
Total	582	1,979

Precinct	Tim Walberg (REP)	Total Votes	Unresolved Write-In
Bedford Township, Precinct 12			
Election Day	138	138	1
AV Counting Boards	121	121	0
Total	259	259	1
Bedford Township, Precinct 13			
Election Day	200	200	0
AV Counting Boards	146	146	0
Total	346	346	0
Bedford Township, Precinct 14			
Election Day	87	87	0
AV Counting Boards	76	76	0
Total	163	163	0
Berlin Township, Precinct 1			
Election Day	199	199	1
AV Counting Boards	0	0	0
Total	199	199	1
Berlin Township, Precinct 2			
Election Day	351	351	0
AV Counting Boards	0	0	0
Total	351	351	0
Berlin Township, Precinct 3			
Election Day	164	164	0
AV Counting Boards	0	0	0
Total	164	164	0
Berlin Township, Precinct 4			
Election Day	265	265	0
AV Counting Boards	0	0	0
Total	265	265	0

Precinct	Times Cast	Registered Voters
City of Luna Pier, Precinct 1		
Election Day	372	1,165
AV Counting Boards	0	1,165
Total	372	1,165
City of Milan, Precinct 1		
Election Day	423	1,676
AV Counting Boards	0	1,676
Total	423	1,676
City of Monroe, Precinct 1		
Election Day	158	2,816
AV Counting Boards	450	2,816
Total	608	2,816
City of Monroe, Precinct 2		
Election Day	180	2,579
AV Counting Boards	307	2,579
Total	487	2,579
City of Monroe, Precinct 3N		
Election Day	116	1,319
AV Counting Boards	172	1,319
Total	288	1,319
City of Monroe, Precinct 3S		
Election Day	88	1,504
AV Counting Boards	125	1,504
Total	213	1,504
City of Monroe, Precinct 4		
Election Day	283	2,825
AV Counting Boards	589	2,825
Total	872	2,825
City of Monroe, Precinct 5		
Election Day	226	2,844
AV Counting Boards	730	2,844
Total	956	2,844

Precinct	Tim Walberg (REP)	Total Votes	Unresolved Write-In
City of Luna Pier, Precinct 1			
Election Day	152	152	1
AV Counting Boards	0	0	0
Total	152	152	1
City of Milan, Precinct 1			
Election Day	159	159	0
AV Counting Boards	0	0	0
Total	159	159	0
City of Monroe, Precinct 1			
Election Day	94	94	0
AV Counting Boards	112	112	0
Total	206	206	0
City of Monroe, Precinct 2			
Election Day	102	102	1
AV Counting Boards	73	73	1
Total	175	175	2
City of Monroe, Precinct 3N			
Election Day	67	67	0
AV Counting Boards	35	35	0
Total	102	102	0
City of Monroe, Precinct 3S			
Election Day	31	31	0
AV Counting Boards	27	27	0
Total	58	58	0
City of Monroe, Precinct 4			
Election Day	185	185	0
AV Counting Boards	147	147	1
Total	332	332	1
City of Monroe, Precinct 5			
Election Day	137	137	1
AV Counting Boards	180	180	0
Total	317	317	1

Precinct	Times Cast	Registered Voters
City of Monroe, Precinct 6		
Election Day	212	2,515
AV Counting Boards	480	2,515
Total	692	2,515
City of Petersburg, Precinct 1		
Election Day	268	894
AV Counting Boards	0	894
Total	268	894
Dundee Township, Precinct 1		
Election Day	467	1,656
AV Counting Boards	0	1,656
Total	467	1,656
Dundee Township, Precinct 2		
Election Day	654	2,178
AV Counting Boards	0	2,178
Total	654	2,178
Dundee Township, Precinct 3		
Election Day	692	2,406
AV Counting Boards	0	2,406
Total	692	2,406
Erie Township, Precinct 1		
Election Day	249	1,915
AV Counting Boards	423	1,915
Total	672	1,915
Erie Township, Precinct 2		
Election Day	164	1,625
AV Counting Boards	238	1,625
Total	402	1,625
Exeter Township, Precinct 1		
Election Day	396	1,359
AV Counting Boards	0	1,359
Total	396	1,359

Precinct	Tim Walberg (REP)	Total Votes	Unresolved Write-In
City of Monroe, Precinct 6			
Election Day	122	122	0
AV Counting Boards	135	135	0
Total	257	257	0
City of Petersburg, Precinct 1			
Election Day	108	108	0
AV Counting Boards	0	0	0
Total	108	108	0
Dundee Township, Precinct 1			
Election Day	180	180	0
AV Counting Boards	0	0	0
Total	180	180	0
Dundee Township, Precinct 2			
Election Day	269	269	1
AV Counting Boards	0	0	0
Total	269	269	1
Dundee Township, Precinct 3			
Election Day	308	308	0
AV Counting Boards	0	0	0
Total	308	308	0
Erie Township, Precinct 1			
Election Day	165	165	0
AV Counting Boards	173	173	0
Total	338	338	0
Erie Township, Precinct 2			
Election Day	124	124	0
AV Counting Boards	81	81	1
Total	205	205	1
Exeter Township, Precinct 1			
Election Day	194	194	1
AV Counting Boards	0	0	0
Total	194	194	1

Precinct	Times Cast	Registered Voters
Exeter Township, Precinct 2		
Election Day	475	1,775
AV Counting Boards	0	1,775
Total	475	1,775
Frenchtown Township, Precinct 1		
Election Day	126	1,233
AV Counting Boards	181	1,233
Total	307	1,233
Frenchtown Township, Precinct 2		
Election Day	141	1,262
AV Counting Boards	243	1,262
Total	384	1,262
Frenchtown Township, Precinct 3		
Election Day	151	1,363
AV Counting Boards	314	1,363
Total	465	1,363
Frenchtown Township, Precinct 4		
Election Day	154	1,732
AV Counting Boards	503	1,732
Total	657	1,732
Frenchtown Township, Precinct 5		
Election Day	139	2,444
AV Counting Boards	278	2,444
Total	417	2,444
Frenchtown Township, Precinct 6		
Election Day	230	2,052
AV Counting Boards	395	2,052
Total	625	2,052

Precinct	Tim Walberg (REP)	Total Votes	Unresolved Write-In
Exeter Township, Precinct 2			
Election Day	227	227	0
AV Counting Boards	0	0	0
Total	227	227	0
Frenchtown Township, Precinct 1			
Election Day	91	91	0
AV Counting Boards	74	74	0
Total	165	165	0
Frenchtown Township, Precinct 2			
Election Day	98	98	3
AV Counting Boards	64	64	1
Total	162	162	4
Frenchtown Township, Precinct 3			
Election Day	112	112	1
AV Counting Boards	120	120	1
Total	232	232	2
Frenchtown Township, Precinct 4			
Election Day	117	117	2
AV Counting Boards	191	191	0
Total	308	308	2
Frenchtown Township, Precinct 5			
Election Day	102	102	0
AV Counting Boards	68	68	0
Total	170	170	0
Frenchtown Township, Precinct 6			
Election Day	167	167	0
AV Counting Boards	115	115	1
Total	282	282	1

Precinct	Times Cast	Registered Voters
Frenchtown Township, Precinct 7		
Election Day	238	3,031
AV Counting Boards	767	3,031
Total	1,005	3,031
Frenchtown Township, Precinct 8		
Election Day	175	1,611
AV Counting Boards	313	1,611
Total	488	1,611
Frenchtown Township, Precinct 9		
Election Day	89	1,355
AV Counting Boards	224	1,355
Total	313	1,355
Ida Township, Precinct 1		
Election Day	272	2,144
AV Counting Boards	346	2,144
Total	618	2,144
Ida Township, Precinct 2		
Election Day	293	1,904
AV Counting Boards	394	1,904
Total	687	1,904
La Salle Township, Precinct 1		
Election Day	253	1,788
AV Counting Boards	419	1,788
Total	672	1,788
La Salle Township, Precinct 2		
Election Day	325	2,168
AV Counting Boards	454	2,168
Total	779	2,168

Precinct	Tim Walberg (REP)	Total Votes	Unresolved Write-In
Frenchtown Township, Precinct 7			
Election Day	159	159	2
AV Counting Boards	287	287	0
Total	446	446	2
Frenchtown Township, Precinct 8			
Election Day	118	118	1
AV Counting Boards	122	122	0
Total	240	240	1
Frenchtown Township, Precinct 9			
Election Day	51	51	3
AV Counting Boards	60	60	1
Total	111	111	4
Ida Township, Precinct 1			
Election Day	209	209	0
AV Counting Boards	150	150	0
Total	359	359	0
Ida Township, Precinct 2			
Election Day	213	213	0
AV Counting Boards	159	159	0
Total	372	372	0
La Salle Township, Precinct 1			
Election Day	198	198	0
AV Counting Boards	177	177	0
Total	375	375	0
La Salle Township, Precinct 2			
Election Day	240	240	3
AV Counting Boards	198	198	1
Total	438	438	4

Precinct	Times Cast	Registered Voters
London Township, Precinct 1		
Election Day	834	2,498
AV Counting Boards	0	2,498
Total	834	2,498
Milan Township, Precinct 1		
Election Day	451	1,397
AV Counting Boards	0	1,397
Total	451	1,397
Monroe Township, Precinct 1		
Election Day	114	1,471
AV Counting Boards	338	1,471
Total	452	1,471
Monroe Township, Precinct 2		
Election Day	75	1,539
AV Counting Boards	173	1,539
Total	248	1,539
Monroe Township, Precinct 3		
Election Day	146	1,109
AV Counting Boards	308	1,109
Total	454	1,109
Monroe Township, Precinct 4		
Election Day	186	2,352
AV Counting Boards	391	2,352
Total	577	2,352
Monroe Township, Precinct 5		
Election Day	242	2,557
AV Counting Boards	589	2,557
Total	831	2,557
Monroe Township, Precinct 6		
Election Day	141	10,751
AV Counting Boards	397	10,751
Total	538	10,751

Precinct	Tim Walberg (REP)	Total Votes	Unresolved Write-In
London Township, Precinct 1			
Election Day	405	405	1
AV Counting Boards	0	0	0
Total	405	405	1
Milan Township, Precinct 1			
Election Day	229	229	0
AV Counting Boards	0	0	0
Total	229	229	0
Monroe Township, Precinct 1			
Election Day	66	66	0
AV Counting Boards	99	99	0
Total	165	165	0
Monroe Township, Precinct 2			
Election Day	46	46	0
AV Counting Boards	40	40	0
Total	86	86	0
Monroe Township, Precinct 3			
Election Day	97	97	1
AV Counting Boards	84	84	3
Total	181	181	4
Monroe Township, Precinct 4			
Election Day	121	121	3
AV Counting Boards	102	102	0
Total	223	223	3
Monroe Township, Precinct 5			
Election Day	197	197	0
AV Counting Boards	200	200	2
Total	397	397	2
Monroe Township, Precinct 6			
Election Day	102	102	0
AV Counting Boards	136	136	0
Total	238	238	0

Precinct	Times Cast	Registered Voters
Raisinville Township, Precinct 1		
Election Day	241	2,303
AV Counting Boards	592	2,303
Total	833	2,303
Raisinville Township, Precinct 2		
Election Day	271	2,757
AV Counting Boards	520	2,757
Total	791	2,757
Summerfield Township, Precinct 1		
Election Day	984	2,453
AV Counting Boards	0	2,453
Total	984	2,453
Whiteford Township, Precinct 1		
Election Day	213	2,071
AV Counting Boards	305	2,071
Total	518	2,071
Whiteford Township, Precinct 2		
Election Day	170	1,760
AV Counting Boards	215	1,760
Total	385	1,760
Monroe County Michigan - Total	37,323	133,477
Cumulative		
Cumulative		
Election Day	0	0
AV Counting Boards	0	0
Total	0	0
Cumulative - Total	0	0
County - Total	37,323	133,477

Precinct	Tim Walberg (REP)	Total Votes	Unresolved Write-In
Raisinville Township, Precinct 1			
Election Day	191	191	1
AV Counting Boards	247	247	0
Total	438	438	1
Raisinville Township, Precinct 2			
Election Day	182	182	0
AV Counting Boards	170	170	3
Total	352	352	3
Summerfield Township, Precinct 1			
Election Day	565	565	2
AV Counting Boards	0	0	0
Total	565	565	2
Whiteford Township, Precinct 1			
Election Day	153	153	0
AV Counting Boards	132	132	0
Total	285	285	0
Whiteford Township, Precinct 2			
Election Day	125	125	0
AV Counting Boards	106	106	0
Total	231	231	0
Monroe County Michigan - Total	17,341	17,341	55
Cumulative			
Cumulative			
Election Day	0	0	0
AV Counting Boards	0	0	0
Total	0	0	0
Cumulative - Total	0	0	0
County - Total	17,341	17,341	55

Rep in State Legislature 17th District (REP) (Vote for 1) REP

Precinct	Times Cast	Registered Voters
County		
Monroe County Michigan		
Ash Township, Precinct 1		
Election Day	664	2,298
AV Counting Boards	0	2,298
Total	664	2,298
Ash Township, Precinct 2		
Election Day	732	2,256
AV Counting Boards	0	2,256
Total	732	2,256
Ash Township, Precinct 3		
Election Day	593	1,846
AV Counting Boards	0	1,846
Total	593	1,846
Berlin Township, Precinct 1		
Election Day	444	2,040
AV Counting Boards	0	2,040
Total	444	2,040
Berlin Township, Precinct 2		
Election Day	731	2,563
AV Counting Boards	0	2,563
Total	731	2,563
Berlin Township, Precinct 3		
Election Day	407	1,200
AV Counting Boards	0	1,200
Total	407	1,200
Berlin Township, Precinct 4		
Election Day	582	1,979
AV Counting Boards	0	1,979
Total	582	1,979

Precinct	Joe Bellino, Jr. (REP)	Total Votes	Unresolved Write-In
County			
Monroe County Michigan			
Ash Township, Precinct 1			
Election Day	305	305	0
AV Counting Boards	0	0	0
Total	305	305	0
Ash Township, Precinct 2			
Election Day	332	332	0
AV Counting Boards	0	0	0
Total	332	332	0
Ash Township, Precinct 3			
Election Day	269	269	4
AV Counting Boards	0	0	0
Total	269	269	4
Berlin Township, Precinct 1			
Election Day	198	198	1
AV Counting Boards	0	0	0
Total	198	198	1
Berlin Township, Precinct 2			
Election Day	347	347	0
AV Counting Boards	0	0	0
Total	347	347	0
Berlin Township, Precinct 3			
Election Day	166	166	0
AV Counting Boards	0	0	0
Total	166	166	0
Berlin Township, Precinct 4			
Election Day	275	275	0
AV Counting Boards	0	0	0
Total	275	275	0

Precinct	Times Cast	Registered Voters
City of Monroe, Precinct 1		
Election Day	158	2,816
AV Counting Boards	450	2,816
Total	608	2,816
City of Monroe, Precinct 2		
Election Day	180	2,579
AV Counting Boards	307	2,579
Total	487	2,579
City of Monroe, Precinct 3N		
Election Day	116	1,319
AV Counting Boards	172	1,319
Total	288	1,319
City of Monroe, Precinct 3S		
Election Day	88	1,504
AV Counting Boards	125	1,504
Total	213	1,504
City of Monroe, Precinct 4		
Election Day	283	2,825
AV Counting Boards	589	2,825
Total	872	2,825
City of Monroe, Precinct 5		
Election Day	226	2,844
AV Counting Boards	730	2,844
Total	956	2,844
City of Monroe, Precinct 6		
Election Day	212	2,515
AV Counting Boards	480	2,515
Total	692	2,515
Exeter Township, Precinct 1		
Election Day	396	1,359
AV Counting Boards	0	1,359
Total	396	1,359

Precinct	Joe Bellino, Jr. (REP)	Total Votes	Unresolved Write-In
City of Monroe, Precinct 1			
Election Day	93	93	1
AV Counting Boards	115	115	0
Total	208	208	1
City of Monroe, Precinct 2			
Election Day	103	103	1
AV Counting Boards	75	75	1
Total	178	178	2
City of Monroe, Precinct 3N			
Election Day	69	69	0
AV Counting Boards	39	39	0
Total	108	108	0
City of Monroe, Precinct 3S			
Election Day	30	30	0
AV Counting Boards	26	26	0
Total	56	56	0
City of Monroe, Precinct 4			
Election Day	186	186	1
AV Counting Boards	151	151	0
Total	337	337	1
City of Monroe, Precinct 5			
Election Day	139	139	1
AV Counting Boards	191	191	0
Total	330	330	1
City of Monroe, Precinct 6			
Election Day	125	125	0
AV Counting Boards	136	136	2
Total	261	261	2
Exeter Township, Precinct 1			
Election Day	199	199	1
AV Counting Boards	0	0	0
Total	199	199	1

Precinct	Times Cast	Registered Voters
Exeter Township, Precinct 2		
Election Day	475	1,775
AV Counting Boards	0	1,775
Total	475	1,775
Frenchtown Township, Precinct 1		
Election Day	126	1,233
AV Counting Boards	181	1,233
Total	307	1,233
Frenchtown Township, Precinct 2		
Election Day	141	1,262
AV Counting Boards	243	1,262
Total	384	1,262
Frenchtown Township, Precinct 3		
Election Day	151	1,363
AV Counting Boards	314	1,363
Total	465	1,363
Frenchtown Township, Precinct 4		
Election Day	154	1,732
AV Counting Boards	503	1,732
Total	657	1,732
Frenchtown Township, Precinct 5		
Election Day	139	2,444
AV Counting Boards	278	2,444
Total	417	2,444
Frenchtown Township, Precinct 6		
Election Day	230	2,052
AV Counting Boards	395	2,052
Total	625	2,052

Precinct	Joe Bellino, Jr. (REP)	Total Votes	Unresolved Write-In
Exeter Township, Precinct 2			
Election Day	229	229	0
AV Counting Boards	0	0	0
Total	229	229	0
Frenchtown Township, Precinct 1			
Election Day	93	93	0
AV Counting Boards	71	71	0
Total	164	164	0
Frenchtown Township, Precinct 2			
Election Day	100	100	1
AV Counting Boards	70	70	0
Total	170	170	1
Frenchtown Township, Precinct 3			
Election Day	114	114	1
AV Counting Boards	124	124	0
Total	238	238	1
Frenchtown Township, Precinct 4			
Election Day	115	115	2
AV Counting Boards	190	190	0
Total	305	305	2
Frenchtown Township, Precinct 5			
Election Day	105	105	0
AV Counting Boards	70	70	0
Total	175	175	0
Frenchtown Township, Precinct 6			
Election Day	166	166	0
AV Counting Boards	120	120	0
Total	286	286	0

Precinct	Times Cast	Registered Voters
Frenchtown Township, Precinct 7		
Election Day	238	3,031
AV Counting Boards	767	3,031
Total	1,005	3,031
Frenchtown Township, Precinct 8		
Election Day	175	1,611
AV Counting Boards	313	1,611
Total	488	1,611
Frenchtown Township, Precinct 9		
Election Day	89	1,355
AV Counting Boards	224	1,355
Total	313	1,355
London Township, Precinct 1		
Election Day	834	2,498
AV Counting Boards	0	2,498
Total	834	2,498
Monroe Township, Precinct 6		
Election Day	8	76
AV Counting Boards	14	76
Total	22	76
Monroe County Michigan - Total		
	14,657	52,375
Cumulative		
Cumulative		
Election Day	0	0
AV Counting Boards	0	0
Total	0	0
Cumulative - Total	0	0
County - Total	14,657	52,375

Precinct	Joe Bellino, Jr. (REP)	Total Votes	Unresolved Write-In
Frenchtown Township, Precinct 7			
Election Day	163	163	0
AV Counting Boards	305	305	0
Total	468	468	0
Frenchtown Township, Precinct 8			
Election Day	119	119	2
AV Counting Boards	119	119	0
Total	238	238	2
Frenchtown Township, Precinct 9			
Election Day	52	52	1
AV Counting Boards	61	61	0
Total	113	113	1
London Township, Precinct 1			
Election Day	402	402	1
AV Counting Boards	0	0	0
Total	402	402	1
Monroe Township, Precinct 6			
Election Day	4	4	0
AV Counting Boards	7	7	0
Total	11	11	0
Monroe County Michigan - Total			
	6,368	6,368	21
Cumulative			
Cumulative			
Election Day	0	0	0
AV Counting Boards	0	0	0
Total	0	0	0
Cumulative - Total	0	0	0
County - Total	6,368	6,368	21

Rep in State Legislature 56th District (REP) (Vote for 1) REP

Precinct	Times Cast	Registered Voters
County		
Monroe County Michigan		
Bedford Township, Precinct 1		
Election Day	169	1,194
AV Counting Boards	169	1,194
Total	338	1,194
Bedford Township, Precinct 2		
Election Day	246	1,942
AV Counting Boards	395	1,942
Total	641	1,942
Bedford Township, Precinct 3		
Election Day	288	1,854
AV Counting Boards	300	1,854
Total	588	1,854
Bedford Township, Precinct 4		
Election Day	283	2,324
AV Counting Boards	480	2,324
Total	763	2,324
Bedford Township, Precinct 5		
Election Day	250	2,258
AV Counting Boards	397	2,258
Total	647	2,258
Bedford Township, Precinct 6		
Election Day	407	2,498
AV Counting Boards	530	2,498
Total	937	2,498
Bedford Township, Precinct 7		
Election Day	263	1,943
AV Counting Boards	476	1,943
Total	739	1,943

Precinct	Austin Blaine (REP)	TC Clements (REP)	Total Votes
County			
Monroe County Michigan			
Bedford Township, Precinct 1			
Election Day	27	92	119
AV Counting Boards	15	58	73
Total	42	150	192
Bedford Township, Precinct 2			
Election Day	22	157	179
AV Counting Boards	38	129	167
Total	60	286	346
Bedford Township, Precinct 3			
Election Day	31	179	210
AV Counting Boards	32	79	111
Total	63	258	321
Bedford Township, Precinct 4			
Election Day	29	166	195
AV Counting Boards	38	140	178
Total	67	306	373
Bedford Township, Precinct 5			
Election Day	36	132	168
AV Counting Boards	34	114	148
Total	70	246	316
Bedford Township, Precinct 6			
Election Day	47	248	295
AV Counting Boards	44	160	204
Total	91	408	499
Bedford Township, Precinct 7			
Election Day	43	140	183
AV Counting Boards	44	133	177
Total	87	273	360

Precinct		Unresolved Write-In
County		
Monroe County Michigan		
Bedford Township, Precinct 1		
Election Day		0
AV Counting Boards		0
Total		0
Bedford Township, Precinct 2		
Election Day		0
AV Counting Boards		0
Total		0
Bedford Township, Precinct 3		
Election Day		0
AV Counting Boards		0
Total		0
Bedford Township, Precinct 4		
Election Day		0
AV Counting Boards		0
Total		0
Bedford Township, Precinct 5		
Election Day		0
AV Counting Boards		0
Total		0
Bedford Township, Precinct 6		
Election Day		0
AV Counting Boards		0
Total		0
Bedford Township, Precinct 7		
Election Day		0
AV Counting Boards		0
Total		0

Precinct	Times Cast	Registered Voters
Bedford Township, Precinct 8		
Election Day	291	2,077
AV Counting Boards	523	2,077
Total	814	2,077
Bedford Township, Precinct 9		
Election Day	190	1,285
AV Counting Boards	345	1,285
Total	535	1,285
Bedford Township, Precinct 10		
Election Day	192	1,365
AV Counting Boards	278	1,365
Total	470	1,365
Bedford Township, Precinct 11		
Election Day	356	2,454
AV Counting Boards	449	2,454
Total	805	2,454
Bedford Township, Precinct 12		
Election Day	218	1,736
AV Counting Boards	360	1,736
Total	578	1,736
Bedford Township, Precinct 13		
Election Day	292	1,997
AV Counting Boards	370	1,997
Total	662	1,997
Bedford Township, Precinct 14		
Election Day	145	2,212
AV Counting Boards	258	2,212
Total	403	2,212

Precinct	Austin Blaine (REP)	TC Clements (REP)	Total Votes
Bedford Township, Precinct 8			
Election Day	34	159	193
AV Counting Boards	55	175	230
Total	89	334	423
Bedford Township, Precinct 9			
Election Day	23	113	136
AV Counting Boards	25	90	115
Total	48	203	251
Bedford Township, Precinct 10			
Election Day	17	121	138
AV Counting Boards	24	95	119
Total	41	216	257
Bedford Township, Precinct 11			
Election Day	50	206	256
AV Counting Boards	51	147	198
Total	101	353	454
Bedford Township, Precinct 12			
Election Day	22	121	143
AV Counting Boards	25	102	127
Total	47	223	270
Bedford Township, Precinct 13			
Election Day	40	171	211
AV Counting Boards	34	114	148
Total	74	285	359
Bedford Township, Precinct 14			
Election Day	18	63	81
AV Counting Boards	24	50	74
Total	42	113	155

Precinct	Unresolved Write-In
Bedford Township, Precinct 8	
Election Day	0
AV Counting Boards	0
Total	0
Bedford Township, Precinct 9	
Election Day	0
AV Counting Boards	0
Total	0
Bedford Township, Precinct 10	
Election Day	1
AV Counting Boards	0
Total	1
Bedford Township, Precinct 11	
Election Day	1
AV Counting Boards	0
Total	1
Bedford Township, Precinct 12	
Election Day	0
AV Counting Boards	0
Total	0
Bedford Township, Precinct 13	
Election Day	0
AV Counting Boards	0
Total	0
Bedford Township, Precinct 14	
Election Day	0
AV Counting Boards	0
Total	0

Precinct	Times Cast	Registered Voters
City of Luna Pier, Precinct 1		
Election Day	372	1,165
AV Counting Boards	0	1,165
Total	372	1,165
City of Milan, Precinct 1		
Election Day	423	1,676
AV Counting Boards	0	1,676
Total	423	1,676
City of Petersburg, Precinct 1		
Election Day	268	894
AV Counting Boards	0	894
Total	268	894
Dundee Township, Precinct 1		
Election Day	467	1,656
AV Counting Boards	0	1,656
Total	467	1,656
Dundee Township, Precinct 2		
Election Day	654	2,178
AV Counting Boards	0	2,178
Total	654	2,178
Dundee Township, Precinct 3		
Election Day	692	2,406
AV Counting Boards	0	2,406
Total	692	2,406
Erie Township, Precinct 1		
Election Day	249	1,915
AV Counting Boards	423	1,915
Total	672	1,915
Erie Township, Precinct 2		
Election Day	164	1,625
AV Counting Boards	238	1,625
Total	402	1,625

Precinct	Austin Blaine (REP)	TC Clements (REP)	Total Votes
City of Luna Pier, Precinct 1			
Election Day	58	88	146
AV Counting Boards	0	0	0
Total	58	88	146
City of Milan, Precinct 1			
Election Day	101	52	153
AV Counting Boards	0	0	0
Total	101	52	153
City of Petersburg, Precinct 1			
Election Day	47	58	105
AV Counting Boards	0	0	0
Total	47	58	105
Dundee Township, Precinct 1			
Election Day	56	118	174
AV Counting Boards	0	0	0
Total	56	118	174
Dundee Township, Precinct 2			
Election Day	94	160	254
AV Counting Boards	0	0	0
Total	94	160	254
Dundee Township, Precinct 3			
Election Day	88	213	301
AV Counting Boards	0	0	0
Total	88	213	301
Erie Township, Precinct 1			
Election Day	54	102	156
AV Counting Boards	44	124	168
Total	98	226	324
Erie Township, Precinct 2			
Election Day	31	86	117
AV Counting Boards	18	55	73
Total	49	141	190

Precinct	Unresolved Write-In
City of Luna Pier, Precinct 1	
Election Day	0
AV Counting Boards	0
Total	0
City of Milan, Precinct 1	
Election Day	0
AV Counting Boards	0
Total	0
City of Petersburg, Precinct 1	
Election Day	0
AV Counting Boards	0
Total	0
Dundee Township, Precinct 1	
Election Day	0
AV Counting Boards	0
Total	0
Dundee Township, Precinct 2	
Election Day	1
AV Counting Boards	0
Total	1
Dundee Township, Precinct 3	
Election Day	1
AV Counting Boards	0
Total	1
Erie Township, Precinct 1	
Election Day	0
AV Counting Boards	0
Total	0
Erie Township, Precinct 2	
Election Day	2
AV Counting Boards	0
Total	2

Precinct	Times Cast	Registered Voters
Ida Township, Precinct 1		
Election Day	272	2,144
AV Counting Boards	346	2,144
Total	618	2,144
Ida Township, Precinct 2		
Election Day	293	1,904
AV Counting Boards	394	1,904
Total	687	1,904
La Salle Township, Precinct 1		
Election Day	253	1,788
AV Counting Boards	419	1,788
Total	672	1,788
La Salle Township, Precinct 2		
Election Day	325	2,168
AV Counting Boards	454	2,168
Total	779	2,168
Milan Township, Precinct 1		
Election Day	451	1,397
AV Counting Boards	0	1,397
Total	451	1,397
Monroe Township, Precinct 1		
Election Day	114	1,471
AV Counting Boards	338	1,471
Total	452	1,471
Monroe Township, Precinct 2		
Election Day	75	1,539
AV Counting Boards	173	1,539
Total	248	1,539
Monroe Township, Precinct 3		
Election Day	146	1,109
AV Counting Boards	308	1,109
Total	454	1,109

Precinct	Austin Blaine (REP)	TC Clements (REP)	Total Votes
Ida Township, Precinct 1			
Election Day	56	146	202
AV Counting Boards	34	103	137
Total	90	249	339
Ida Township, Precinct 2			
Election Day	56	156	212
AV Counting Boards	29	121	150
Total	85	277	362
La Salle Township, Precinct 1			
Election Day	56	135	191
AV Counting Boards	61	108	169
Total	117	243	360
La Salle Township, Precinct 2			
Election Day	57	178	235
AV Counting Boards	59	128	187
Total	116	306	422
Milan Township, Precinct 1			
Election Day	163	65	228
AV Counting Boards	0	0	0
Total	163	65	228
Monroe Township, Precinct 1			
Election Day	18	45	63
AV Counting Boards	21	66	87
Total	39	111	150
Monroe Township, Precinct 2			
Election Day	20	27	47
AV Counting Boards	20	17	37
Total	40	44	84
Monroe Township, Precinct 3			
Election Day	23	74	97
AV Counting Boards	25	58	83
Total	48	132	180

Precinct	Unresolved Write-In
Ida Township, Precinct 1	
Election Day	0
AV Counting Boards	0
Total	0
Ida Township, Precinct 2	
Election Day	2
AV Counting Boards	1
Total	3
La Salle Township, Precinct 1	
Election Day	0
AV Counting Boards	0
Total	0
La Salle Township, Precinct 2	
Election Day	1
AV Counting Boards	0
Total	1
Milan Township, Precinct 1	
Election Day	0
AV Counting Boards	0
Total	0
Monroe Township, Precinct 1	
Election Day	1
AV Counting Boards	0
Total	1
Monroe Township, Precinct 2	
Election Day	0
AV Counting Boards	0
Total	0
Monroe Township, Precinct 3	
Election Day	1
AV Counting Boards	2
Total	3

Precinct	Times Cast	Registered Voters
Monroe Township, Precinct 4		
Election Day	186	2,352
AV Counting Boards	391	2,352
Total	577	2,352
Monroe Township, Precinct 5		
Election Day	242	2,557
AV Counting Boards	589	2,557
Total	831	2,557
Monroe Township, Precinct 6		
Election Day	133	10,675
AV Counting Boards	383	10,675
Total	516	10,675
Raisinville Township, Precinct 1		
Election Day	241	2,303
AV Counting Boards	592	2,303
Total	833	2,303
Raisinville Township, Precinct 2		
Election Day	271	2,757
AV Counting Boards	520	2,757
Total	791	2,757
Summerfield Township, Precinct 1		
Election Day	984	2,453
AV Counting Boards	0	2,453
Total	984	2,453
Whiteford Township, Precinct 1		
Election Day	213	2,071
AV Counting Boards	305	2,071
Total	518	2,071

Precinct	Austin Blaine (REP)	TC Clements (REP)	Total Votes
Monroe Township, Precinct 4			
Election Day	32	84	116
AV Counting Boards	29	66	95
Total	61	150	211
Monroe Township, Precinct 5			
Election Day	44	142	186
AV Counting Boards	45	144	189
Total	89	286	375
Monroe Township, Precinct 6			
Election Day	33	58	91
AV Counting Boards	42	82	124
Total	75	140	215
Raisinville Township, Precinct 1			
Election Day	55	125	180
AV Counting Boards	64	161	225
Total	119	286	405
Raisinville Township, Precinct 2			
Election Day	53	115	168
AV Counting Boards	53	103	156
Total	106	218	324
Summerfield Township, Precinct 1			
Election Day	175	358	533
AV Counting Boards	0	0	0
Total	175	358	533
Whiteford Township, Precinct 1			
Election Day	26	119	145
AV Counting Boards	44	76	120
Total	70	195	265

Precinct	Unresolved Write-In
Monroe Township, Precinct 4	
Election Day	0
AV Counting Boards	0
Total	0
Monroe Township, Precinct 5	
Election Day	1
AV Counting Boards	1
Total	2
Monroe Township, Precinct 6	
Election Day	1
AV Counting Boards	0
Total	1
Raisinville Township, Precinct 1	
Election Day	1
AV Counting Boards	1
Total	2
Raisinville Township, Precinct 2	
Election Day	0
AV Counting Boards	0
Total	0
Summerfield Township, Precinct 1	
Election Day	3
AV Counting Boards	0
Total	3
Whiteford Township, Precinct 1	
Election Day	1
AV Counting Boards	0
Total	1

Precinct	Times Cast	Registered Voters
Whiteford Township, Precinct 2		
Election Day	170	1,760
AV Counting Boards	215	1,760
Total	385	1,760
Monroe County Michigan - Total	22,666	81,102
Cumulative		
Cumulative		
Election Day	0	0
AV Counting Boards	0	0
Total	0	0
Cumulative - Total	0	0
County - Total	22,666	81,102

Precinct	Austin Blaine (REP)	TC Clements (REP)	Total Votes
Whiteford Township, Precinct 2			
Election Day	21	100	121
AV Counting Boards	35	57	92
Total	56	157	213
Monroe County Michigan - Total	2,962	7,927	10,889
Cumulative			
Cumulative			
Election Day	0	0	0
AV Counting Boards	0	0	0
Total	0	0	0
Cumulative - Total	0	0	0
County - Total	2,962	7,927	10,889

Precinct		Unresolved Write-In
Whiteford Township, Precinct		
2		
Election Day	0	
AV Counting Boards	0	
Total	0	
Monroe County Michigan -	23	
Total		
Cumulative		
Cumulative		
Election Day	0	
AV Counting Boards	0	
Total	0	
Cumulative - Total	0	
County - Total	23	

COMPLETE STATEMENT OF VOTES CAST REPORT

2020 AUG 25 AM 11:13

STATE OF MICHIGAN

14th WITNESS OUR HANDS AT THE OFFICE OF THE COUNTY BOARD OF ELECTIONS, AT MONROE, THIS
DAY OF AUGUST, IN THE YEAR OF OUR LORD TWO THOUSAND AND TWENTY.

Paulie A. Burson

A DEMOCRAT

Christie Chedever

A DEMOCRAT

Paul A. McPeck

A REPUBLICAN

Robert Busby

A REPUBLICAN

BOARD OF CANVASSERS

STATE OF MICHIGAN
COUNTY OF MONROE

I, SHARON D. LEMASTERS, COUNTY CLERK OF SAID COUNTY, DO HEREBY CERTIFY THAT THE FOREGOING HAS BEEN COMPARED BY ME WITH THE ORIGINAL CERTIFIED STATEMENT OF THE BOARD OF CANVASSERS ON FILE IN MY OFFICE, AND THAT THE SAME IS A TRUE COPY THEREOF, AND OF THE WHOLE OF SUCH ORIGINAL.

IN TESTIMONY WHEREOF, I HAVE HEREUNDER SET MY HAND AND AFFIXED THE SEAL OF THE COUNTY BOARD OF ELECTIONS OF SAID COUNTY AT MONROE THIS 14th DAY OF AUGUST, 2020

Sharon D. Lemasters

SHARON D. LEMASTERS, MONROE COUNTY CLERK

Election Summary Report

Open Primary

Monroe County, Michigan

August 04, 2020

Summary for: All Contests, All Districts, All Tabulators, All Counting Groups

Precincts Reported: 64 of 64 (100.00%)

Registered Voters: 37,323 of 133,477 (27.96%)

Ballots Cast: 37,323

United States Senator (DEM) (Vote for 1) DEM

Precincts Reported: 64 of 64 (100.00%)

		Election Day	AV Counting	Total	
Times Cast		19,820	17,503	37,323 / 133,477	27.96%
Candidate	Party	Election Day	AV Counting Boards	Total	
Gary Peters	DEM	5,724	7,455	13,179	
Total Votes		5,724	7,455	13,179	
		Election Day	AV Counting Boards	Total	
Unresolved Write-In		21	22	43	

Representative in Congress 7th District (DEM) (Vote for 1) DEM

Precincts Reported: 64 of 64 (100.00%)

		Election Day	AV Counting	Total	
Times Cast		19,820	17,503	37,323 / 133,477	27.96%
Candidate	Party	Election Day	AV Counting Boards	Total	
Gretchen D. Driskell	DEM	5,690	7,479	13,169	
Total Votes		5,690	7,479	13,169	
		Election Day	AV Counting Boards	Total	
Unresolved Write-In		18	10	28	

Rep in State Legislature 17th District (DEM) (Vote for 1) DEM

Precincts Reported: 27 of 27 (100.00%)

		Election Day	AV Counting	Total	
Times Cast		8,572	6,085	14,657 / 52,375	27.98%
Candidate	Party	Election Day	AV Counting Boards	Total	
Scott Cramton	DEM	945	923	1,868	
Christopher Slat	DEM	1,688	1,813	3,501	
Total Votes		2,633	2,736	5,369	
		Election Day	AV Counting Boards	Total	
Unresolved Write-In		12	4	16	

Rep in State Legislature 56th District (DEM) (Vote for 1) DEM

Precincts Reported: 38 of 38 (100.00%)

		Election Day	AV Counting	Total	
Times Cast		11,248	11,418	22,666 / 81,102	27.95%
Candidate	Party	Election Day	AV Counting Boards	Total	
Keith W. Kitchens	DEM	1,371	2,134	3,505	
Ernie Whiteside	DEM	1,279	2,012	3,291	
Total Votes		2,650	4,146	6,796	
		Election Day	AV Counting Boards	Total	
Unresolved Write-In		11	4	15	

County Prosecuting Attorney (DEM) (Vote for 1) DEM

Precincts Reported: 64 of 64 (100.00%)

		Election Day	AV Counting	Total	
Times Cast		19,820	17,503	37,323 / 133,477	27.96%
Candidate	Party	Election Day	AV Counting Boards	Total	
Total Votes		0	0	0	
		Election Day	AV Counting Boards	Total	
Unresolved Write-In		675	691	1,366	

County Sheriff (DEM) (Vote for 1) DEM

Precincts Reported: 64 of 64 (100.00%)

		Election Day	AV Counting	Total	
Times Cast		19,820	17,503	37,323 / 133,477	27.96%
Candidate	Party	Election Day	AV Counting Boards	Total	
Troy Goodnough	DEM	5,620	7,292	12,912	
Total Votes		5,620	7,292	12,912	
		Election Day	AV Counting Boards	Total	
Unresolved Write-In		29	20	49	

County Clerk and Register of Deeds (DEM) (Vote for 1) DEM

Precincts Reported: 64 of 64 (100.00%)

		Election Day	AV Counting	Total	
Times Cast		19,820	17,503	37,323 / 133,477	27.96%
Candidate	Party	Election Day	AV Counting Boards	Total	
Sandra L. Blank	DEM	3,570	4,375	7,945	
Jerry Oley	DEM	1,925	2,922	4,847	
Total Votes		5,495	7,297	12,792	
		Election Day	AV Counting Boards	Total	
Unresolved Write-In		12	7	19	

County Treasurer (DEM) (Vote for 1) DEM

Precincts Reported: 64 of 64 (100.00%)

		Election Day	AV Counting	Total	
Times Cast		19,820	17,503	37,323 / 133,477	27.96%
Candidate	Party	Election Day	AV Counting Boards	Total	
Andrew B. Felder	DEM	5,332	7,115	12,447	
Total Votes		5,332	7,115	12,447	
		Election Day	AV Counting Boards	Total	
Unresolved Write-In		24	18	42	

County Drain Commissioner (DEM) (Vote for 1) DEM

Precincts Reported: 64 of 64 (100.00%)

		Election Day	AV Counting	Total	
Times Cast		19,820	17,503	37,323 / 133,477	27.96%
Candidate	Party	Election Day	AV Counting Boards	Total	
David P. Thompson	DEM	5,333	7,097	12,430	
Total Votes		5,333	7,097	12,430	
		Election Day	AV Counting Boards	Total	
Unresolved Write-In		27	20	47	

County Surveyor (DEM) (Vote for 1) DEM

Precincts Reported: 64 of 64 (100.00%)

		Election Day	AV Counting	Total	
Times Cast		19,820	17,503	37,323 / 133,477	27.96%
Candidate	Party	Election Day	AV Counting Boards	Total	
Scott Warnke	DEM	5,314	7,059	12,373	
Total Votes		5,314	7,059	12,373	
		Election Day	AV Counting Boards	Total	
Unresolved Write-In		22	13	35	

County Commissioner District 1 (DEM) (Vote for 1) DEM

Precincts Reported: 7 of 7 (100.00%)

		Election Day	AV Counting	Total	
Times Cast		3,630	740	4,370 / 13,635	32.05%
Candidate	Party	Election Day	AV Counting Boards	Total	
Total Votes		0	0	0	
		Election Day	AV Counting Boards	Total	
Unresolved Write-In		95	10	105	

County Commissioner District 2 (DEM) (Vote for 1) DEM

Precincts Reported: 7 of 7 (100.00%)

		Election Day	AV Counting	Total	
Times Cast		3,091	1,112	4,203 / 13,765	30.53%
Candidate	Party	Election Day	AV Counting Boards	Total	
Total Votes		0	0	0	
		Election Day	AV Counting Boards	Total	
Unresolved Write-In		114	29	143	

County Commissioner District 3 (DEM) (Vote for 1) DEM

Precincts Reported: 7 of 7 (100.00%)

		Election Day	AV Counting	Total	
Times Cast		4,153	0	4,153 / 14,182	29.28%
Candidate	Party	Election Day	AV Counting Boards	Total	
Timothy P. Duffy	DEM	1,497	0	1,497	
Total Votes		1,497	0	1,497	
		Election Day	AV Counting Boards	Total	
Unresolved Write-In		2	0	2	

County Commissioner District 4 (DEM) (Vote for 1) DEM

Precincts Reported: 7 of 7 (100.00%)

		Election Day	AV Counting	Total	
Times Cast		1,200	2,491	3,691 / 12,996	28.40%
Candidate	Party	Election Day	AV Counting Boards	Total	
George Lee Jondro	DEM	222	975	1,197	
Total Votes		222	975	1,197	
		Election Day	AV Counting Boards	Total	
Unresolved Write-In		3	0	3	

County Commissioner District 5 (DEM) (Vote for 1) DEM

Precincts Reported: 6 of 6 (100.00%)

		Election Day	AV Counting	Total	
Times Cast		1,080	2,698	3,778 / 12,590	30.01%
Candidate	Party	Election Day	AV Counting Boards	Total	
Bill LaVoy	DEM	299	1,364	1,663	
Total Votes		299	1,364	1,663	
		Election Day	AV Counting Boards	Total	
Unresolved Write-In		3	7	10	

County Commissioner District 6 (DEM) (Vote for 1) DEM

Precincts Reported: 7 of 7 (100.00%)

		Election Day	AV Counting	Total	
Times Cast		902	2,098	3,000 / 21,769	13.78%
Candidate	Party	Election Day	AV Counting Boards	Total	
Sharon D. Lemasters	DEM	299	1,070	1,369	
Total Votes		299	1,070	1,369	
		Election Day	AV Counting Boards	Total	
Unresolved Write-In		2	0	2	

County Commissioner District 7 (DEM) (Vote for 1) DEM

Precincts Reported: 7 of 7 (100.00%)

		Election Day	AV Counting	Total	
Times Cast		1,791	2,514	4,305 / 13,570	31.72%
Candidate	Party	Election Day	AV Counting Boards	Total	
Total Votes		0	0	0	
		Election Day	AV Counting Boards	Total	
Unresolved Write-In		50	80	130	

County Commissioner District 8 (DEM) (Vote for 1) DEM

Precincts Reported: 8 of 8 (100.00%)

		Election Day	AV Counting	Total	
Times Cast		2,027	2,954	4,981 / 15,412	32.32%
Candidate	Party	Election Day	AV Counting Boards	Total	
R. Mark Ellsworth	DEM	402	1,190	1,592	
Total Votes		402	1,190	1,592	
		Election Day	AV Counting Boards	Total	
Unresolved Write-In		2	1	3	

County Commissioner District 9 (DEM) (Vote for 1) DEM

Precincts Reported: 8 of 8 (100.00%)

		Election Day	AV Counting	Total	
Times Cast		1,946	2,896	4,842 / 15,558	31.12%
Candidate	Party	Election Day	AV Counting Boards	Total	
Total Votes		0	0	0	
		Election Day	AV Counting Boards	Total	
Unresolved Write-In		42	72	114	

Ash Township Supervisor (DEM) (Vote for 1) DEM

Precincts Reported: 3 of 3 (100.00%)

		Election Day	AV Counting	Total	
Times Cast		1,989	0	1,989 / 6,400	31.08%
Candidate	Party	Election Day	AV Counting Boards	Total	
Robin Lee Carmack	DEM	661	0	661	
Total Votes		661	0	661	
		Election Day	AV Counting Boards	Total	
Unresolved Write-In		3	0	3	

Ash Township Clerk (DEM) (Vote for 1) DEM

Precincts Reported: 3 of 3 (100.00%)

		Election Day	AV Counting	Total	
Times Cast		1,989	0	1,989 / 6,400	31.08%
Candidate	Party	Election Day	AV Counting Boards	Total	
Michele Geiermann	DEM	697	0	697	
Total Votes		697	0	697	
		Election Day	AV Counting Boards	Total	
Unresolved Write-In		2	0	2	

Ash Township Treasurer (DEM) (Vote for 1) DEM

Precincts Reported: 3 of 3 (100.00%)

		Election Day	AV Counting	Total	
Times Cast		1,989	0	1,989 / 6,400	31.08%
Candidate	Party	Election Day	AV Counting Boards	Total	
Rob Schock	DEM	663	0	663	
Total Votes		663	0	663	
		Election Day	AV Counting Boards	Total	
Unresolved Write-In		1	0	1	

Ash Township Trustee (DEM) (Vote for 2) DEM

Precincts Reported: 3 of 3 (100.00%)

		Election Day	AV Counting	Total	
Times Cast		1,989	0	1,989 / 6,400	31.08%
Candidate	Party	Election Day	AV Counting Boards	Total	
Jim Booth	DEM	540	0	540	
Adam John Grabetz	DEM	508	0	508	
Total Votes		1,048	0	1,048	
		Election Day	AV Counting Boards	Total	
Unresolved Write-In		1	0	1	

Bedford Township Supervisor (DEM) (Vote for 1) DEM

Precincts Reported: 14 of 14 (100.00%)

		Election Day	AV Counting	Total	
Times Cast		3,590	5,330	8,920 / 27,139	32.87%
Candidate	Party	Election Day	AV Counting Boards	Total	
Total Votes		0	0	0	
		Election Day	AV Counting Boards	Total	
Unresolved Write-In		307	739	1,046	

Bedford Township Clerk (DEM) (Vote for 1) DEM

Precincts Reported: 14 of 14 (100.00%)

		Election Day	AV Counting	Total	
Times Cast		3,590	5,330	8,920 / 27,139	32.87%
Candidate	Party	Election Day	AV Counting Boards	Total	
Total Votes		0	0	0	
		Election Day	AV Counting Boards	Total	
Unresolved Write-In		72	112	184	

Bedford Township Treasurer (DEM) (Vote for 1) DEM

Precincts Reported: 14 of 14 (100.00%)

		Election Day	AV Counting	Total	
Times Cast		3,590	5,330	8,920 / 27,139	32.87%
Candidate	Party	Election Day	AV Counting Boards	Total	
Total Votes		0	0	0	
		Election Day	AV Counting Boards	Total	
Unresolved Write-In		73	121	194	

Bedford Township Trustee (DEM) (Vote for 4) DEM

Precincts Reported: 14 of 14 (100.00%)

		Election Day	AV Counting	Total	
Times Cast		3,590	5,330	8,920 / 27,139	32.87%
Candidate	Party	Election Day	AV Counting Boards	Total	
Mike Smith	DEM	700	2,018	2,718	
Total Votes		700	2,018	2,718	
		Election Day	AV Counting Boards	Total	
Unresolved Write-In		198	489	687	

Bedford Township Park Commissioner (DEM) (Vote for 5) DEM

Precincts Reported: 14 of 14 (100.00%)

		Election Day	AV Counting	Total	
Times Cast		3,590	5,330	8,920 / 27,139	32.87%
Candidate	Party	Election Day	AV Counting Boards	Total	
Carol A. Laurie	DEM	690	2,001	2,691	
Total Votes		690	2,001	2,691	
		Election Day	AV Counting Boards	Total	
Unresolved Write-In		19	45	64	

Berlin Township Supervisor (DEM) (Vote for 1) DEM

Precincts Reported: 4 of 4 (100.00%)

		Election Day	AV Counting	Total	
Times Cast		2,164	0	2,164 / 7,782	27.81%
Candidate	Party	Election Day	AV Counting Boards	Total	
Dave Reaume	DEM	806	0	806	
Total Votes		806	0	806	
		Election Day	AV Counting Boards	Total	
Unresolved Write-In		1	0	1	

Berlin Township Clerk (DEM) (Vote for 1) DEM

Precincts Reported: 4 of 4 (100.00%)

		Election Day	AV Counting	Total	
Times Cast		2,164	0	2,164 / 7,782	27.81%
Candidate	Party	Election Day	AV Counting Boards	Total	
Denise Sovey-Meyer	DEM	801	0	801	
Total Votes		801	0	801	
		Election Day	AV Counting Boards	Total	
Unresolved Write-In		8	0	8	

Berlin Township Treasurer (DEM) (Vote for 1) DEM

Precincts Reported: 4 of 4 (100.00%)

		Election Day	AV Counting	Total	
Times Cast		2,164	0	2,164 / 7,782	27.81%
Candidate	Party	Election Day	AV Counting Boards	Total	
Deborah Lynn Masserant	DEM	794	0	794	
Total Votes		794	0	794	
		Election Day	AV Counting Boards	Total	
Unresolved Write-In		3	0	3	

Berlin Township Trustee (DEM) (Vote for 4) DEM

Precincts Reported: 4 of 4 (100.00%)

		Election Day	AV Counting	Total	
Times Cast		2,164	0	2,164 / 7,782	27.81%
Candidate	Party	Election Day	AV Counting Boards	Total	
Jennifer L. Ewen	DEM	624	0	624	
Kellie Long	DEM	648	0	648	
Robert D. Masserant	DEM	659	0	659	
Total Votes		1,931	0	1,931	
		Election Day	AV Counting Boards	Total	
Unresolved Write-In		15	0	15	

Dundee Township Supervisor (DEM) (Vote for 1) DEM

Precincts Reported: 3 of 3 (100.00%)

		Election Day	AV Counting	Total	
Times Cast		1,813	0	1,813 / 6,240	29.05%
Candidate	Party	Election Day	AV Counting Boards	Total	
Joanna C. Uhl	DEM	621	0	621	
Total Votes		621	0	621	
		Election Day	AV Counting Boards	Total	
Unresolved Write-In		0	0	0	

Dundee Township Clerk (DEM) (Vote for 1) DEM

Precincts Reported: 3 of 3 (100.00%)

		Election Day	AV Counting	Total	
Times Cast		1,813	0	1,813 / 6,240	29.05%
Candidate	Party	Election Day	AV Counting Boards	Total	
Total Votes		0	0	0	
		Election Day	AV Counting Boards	Total	
Unresolved Write-In		40	0	40	

Dundee Township Treasurer (DEM) (Vote for 1) DEM

Precincts Reported: 3 of 3 (100.00%)

		Election Day	AV Counting	Total	
Times Cast		1,813	0	1,813 / 6,240	29.05%
Candidate	Party	Election Day	AV Counting Boards	Total	
Total Votes		0	0	0	
		Election Day	AV Counting Boards	Total	
Unresolved Write-In		35	0	35	

Dundee Township Trustee (DEM) (Vote for 4) DEM

Precincts Reported: 3 of 3 (100.00%)

		Election Day	AV Counting	Total	
Times Cast		1,813	0	1,813 / 6,240	29.05%
Candidate	Party	Election Day	AV Counting Boards	Total	
Gary J. Lazette	DEM	613	0	613	
Total Votes		613	0	613	
		Election Day	AV Counting Boards	Total	
Unresolved Write-In		9	0	9	

Erie Township Supervisor (DEM) (Vote for 1) DEM

Precincts Reported: 2 of 2 (100.00%)

		Election Day	AV Counting	Total	
Times Cast		413	661	1,074 / 3,540	30.34%
Candidate	Party	Election Day	AV Counting Boards	Total	
Michael W. Grodi	DEM	79	235	314	
Total Votes		79	235	314	
		Election Day	AV Counting Boards	Total	
Unresolved Write-In		0	0	0	

Erie Township Clerk (DEM) (Vote for 1) DEM

Precincts Reported: 2 of 2 (100.00%)

		Election Day	AV Counting	Total	
Times Cast		413	661	1,074 / 3,540	30.34%
Candidate	Party	Election Day	AV Counting Boards	Total	
Total Votes		0	0	0	
		Election Day	AV Counting Boards	Total	
Unresolved Write-In		7	9	16	

Erie Township Treasurer (DEM) (Vote for 1) DEM

Precincts Reported: 2 of 2 (100.00%)

		Election Day	AV Counting	Total	
Times Cast		413	661	1,074 / 3,540	30.34%
Candidate	Party	Election Day	AV Counting Boards	Total	
Total Votes		0	0	0	
		Election Day	AV Counting Boards	Total	
Unresolved Write-In		6	9	15	

Erie Township Trustee (DEM) (Vote for 2) DEM

Precincts Reported: 2 of 2 (100.00%)

		Election Day	AV Counting	Total	
Times Cast		413	661	1,074 / 3,540	30.34%
Candidate	Party	Election Day	AV Counting Boards	Total	
Total Votes		0	0	0	
		Election Day	AV Counting Boards	Total	
Unresolved Write-In		7	11	18	

Erie Township Park Commissioner (DEM) (Vote for 5) DEM

Precincts Reported: 2 of 2 (100.00%)

	Election Day	AV Counting	Total	
Times Cast	413	661	1,074 / 3,540	30.34%

Candidate	Party	Election Day	AV Counting Boards	Total
Total Votes		0	0	0
		Election Day	AV Counting Boards	Total
Unresolved Write-In		9	6	15

Exeter Township Supervisor (DEM) (Vote for 1) DEM

Precincts Reported: 2 of 2 (100.00%)

	Election Day	AV Counting	Total	
Times Cast	871	0	871 / 3,134	27.79%

Candidate	Party	Election Day	AV Counting Boards	Total
Total Votes		0	0	0
		Election Day	AV Counting Boards	Total
Unresolved Write-In		28	0	28

Exeter Township Clerk (DEM) (Vote for 1) DEM

Precincts Reported: 2 of 2 (100.00%)

	Election Day	AV Counting	Total	
Times Cast	871	0	871 / 3,134	27.79%

Candidate	Party	Election Day	AV Counting Boards	Total
Total Votes		0	0	0
		Election Day	AV Counting Boards	Total
Unresolved Write-In		26	0	26

Exeter Township Treasurer (DEM) (Vote for 1) DEM

Precincts Reported: 2 of 2 (100.00%)

	Election Day	AV Counting	Total	
Times Cast	871	0	871 / 3,134	27.79%

Candidate	Party	Election Day	AV Counting Boards	Total
Total Votes		0	0	0
		Election Day	AV Counting Boards	Total
Unresolved Write-In		23	0	23

Exeter Township Trustee (DEM) (Vote for 2) DEM

Precincts Reported: 2 of 2 (100.00%)

		Election Day	AV Counting	Total	
Times Cast		871	0	871 / 3,134	27.79%
Candidate	Party	Election Day	AV Counting Boards	Total	
Daniel J. Boggs	DEM	260	0	260	
Total Votes		260	0	260	
		Election Day	AV Counting Boards	Total	
Unresolved Write-In		0	0	0	

Frenchtown Township Supervisor (DEM) (Vote for 1) DEM

Precincts Reported: 9 of 9 (100.00%)

		Election Day	AV Counting	Total	
Times Cast		1,443	3,218	4,661 / 16,083	28.98%
Candidate	Party	Election Day	AV Counting Boards	Total	
James A. McDevitt	DEM	265	1,248	1,513	
Total Votes		265	1,248	1,513	
		Election Day	AV Counting Boards	Total	
Unresolved Write-In		3	7	10	

Frenchtown Township Clerk (DEM) (Vote for 1) DEM

Precincts Reported: 9 of 9 (100.00%)

		Election Day	AV Counting	Total	
Times Cast		1,443	3,218	4,661 / 16,083	28.98%
Candidate	Party	Election Day	AV Counting Boards	Total	
Natalie (Zieske) Askar	DEM	167	704	871	
Robert Kull	DEM	122	596	718	
Total Votes		289	1,300	1,589	
		Election Day	AV Counting Boards	Total	
Unresolved Write-In		2	1	3	

Frenchtown Township Treasurer (DEM) (Vote for 1) DEM

Precincts Reported: 9 of 9 (100.00%)

		Election Day	AV Counting	Total	
Times Cast		1,443	3,218	4,661 / 16,083	28.98%
Candidate	Party	Election Day	AV Counting Boards	Total	
Julie Ellison	DEM	258	1,264	1,522	
Total Votes		258	1,264	1,522	
		Election Day	AV Counting Boards	Total	
Unresolved Write-In		2	1	3	

Frenchtown Township Trustee (DEM) (Vote for 4) DEM

Precincts Reported: 9 of 9 (100.00%)

		Election Day	AV Counting	Total	
Times Cast		1,443	3,218	4,661 / 16,083	28.98%
Candidate	Party	Election Day	AV Counting Boards	Total	
Jon Moore	DEM	188	979	1,167	
Kraig A. Yoas	DEM	192	1,000	1,192	
Total Votes		380	1,979	2,359	
		Election Day	AV Counting Boards	Total	
Unresolved Write-In		8	43	51	

Frenchtown Township Constable (DEM) (Vote for 2) DEM

Precincts Reported: 9 of 9 (100.00%)

		Election Day	AV Counting	Total	
Times Cast		1,443	3,218	4,661 / 16,083	28.98%
Candidate	Party	Election Day	AV Counting Boards	Total	
Total Votes		0	0	0	
		Election Day	AV Counting Boards	Total	
Unresolved Write-In		15	51	66	

Ida Township Supervisor (DEM) (Vote for 1) DEM

Precincts Reported: 2 of 2 (100.00%)

		Election Day	AV Counting	Total	
Times Cast		565	740	1,305 / 4,048	32.24%
Candidate	Party	Election Day	AV Counting Boards	Total	
Total Votes		0	0	0	
		Election Day	AV Counting Boards	Total	
Unresolved Write-In		13	12	25	

Ida Township Clerk (DEM) (Vote for 1) DEM

Precincts Reported: 2 of 2 (100.00%)

		Election Day	AV Counting	Total	
Times Cast		565	740	1,305 / 4,048	32.24%
Candidate	Party	Election Day	AV Counting Boards	Total	
Total Votes		0	0	0	
		Election Day	AV Counting Boards	Total	
Unresolved Write-In		13	11	24	

Ida Township Treasurer (DEM) (Vote for 1) DEM

Precincts Reported: 2 of 2 (100.00%)

		Election Day	AV Counting	Total	
Times Cast		565	740	1,305 / 4,048	32.24%
Candidate	Party	Election Day	AV Counting Boards	Total	
Total Votes		0	0	0	
		Election Day	AV Counting Boards	Total	
Unresolved Write-In		13	11	24	

Ida Township Trustee (DEM) (Vote for 2) DEM

Precincts Reported: 2 of 2 (100.00%)

		Election Day	AV Counting	Total	
Times Cast		565	740	1,305 / 4,048	32.24%
Candidate	Party	Election Day	AV Counting Boards	Total	
Total Votes		0	0	0	
		Election Day	AV Counting Boards	Total	
Unresolved Write-In		17	19	36	

Ida Township Constable (DEM) (Vote for 1) DEM

Precincts Reported: 2 of 2 (100.00%)

		Election Day	AV Counting	Total	
Times Cast		565	740	1,305 / 4,048	32.24%
Candidate	Party	Election Day	AV Counting Boards	Total	
Total Votes		0	0	0	
		Election Day	AV Counting Boards	Total	
Unresolved Write-In		11	9	20	

La Salle Township Supervisor (DEM) (Vote for 1) DEM

Precincts Reported: 2 of 2 (100.00%)

		Election Day	AV Counting	Total	
Times Cast		578	873	1,451 / 3,956	36.68%
Candidate	Party	Election Day	AV Counting Boards	Total	
Total Votes		0	0	0	
		Election Day	AV Counting Boards	Total	
Unresolved Write-In		5	15	20	

La Salle Township Clerk (DEM) (Vote for 1) DEM

Precincts Reported: 2 of 2 (100.00%)

		Election Day	AV Counting	Total	
Times Cast		578	873	1,451 / 3,956	36.68%
Candidate	Party	Election Day	AV Counting Boards	Total	
Total Votes		0	0	0	
		Election Day	AV Counting Boards	Total	
Unresolved Write-In		5	14	19	

La Salle Township Treasurer (DEM) (Vote for 1) DEM

Precincts Reported: 2 of 2 (100.00%)

		Election Day	AV Counting	Total	
Times Cast		578	873	1,451 / 3,956	36.68%
Candidate	Party	Election Day	AV Counting Boards	Total	
Total Votes		0	0	0	
		Election Day	AV Counting Boards	Total	
Unresolved Write-In		4	13	17	

La Salle Township Trustee (DEM) (Vote for 2) DEM

Precincts Reported: 2 of 2 (100.00%)

	Election Day	AV Counting	Total	
Times Cast	578	873	1,451 / 3,956	36.68%
Candidate	Party	Election Day	AV Counting Boards	Total
Total Votes		0	0	0
	Election Day	AV Counting	Total	
Unresolved Write-In	4	13	17	

London Township Supervisor (DEM) (Vote for 1) DEM

Precincts Reported: 1 of 1 (100.00%)

	Election Day	AV Counting	Total	
Times Cast	834	0	834 / 2,498	33.39%
Candidate	Party	Election Day	AV Counting Boards	Total
Darrell Howard	DEM	231	0	231
Total Votes		231	0	231
	Election Day	AV Counting	Total	
Unresolved Write-In	2	0	2	

London Township Clerk (DEM) (Vote for 1) DEM

Precincts Reported: 1 of 1 (100.00%)

	Election Day	AV Counting	Total	
Times Cast	834	0	834 / 2,498	33.39%
Candidate	Party	Election Day	AV Counting Boards	Total
Kimberly A. Sharp	DEM	237	0	237
Total Votes		237	0	237
	Election Day	AV Counting	Total	
Unresolved Write-In	0	0	0	

London Township Treasurer (DEM) (Vote for 1) DEM

Precincts Reported: 1 of 1 (100.00%)

		Election Day	AV Counting	Total	
Times Cast		834	0	834 / 2,498	33.39%
Candidate	Party	Election Day	AV Counting Boards	Total	
Melissa J. Beauchamp	DEM	233	0	233	
Total Votes		233	0	233	
		Election Day	AV Counting Boards	Total	
Unresolved Write-In		3	0	3	

London Township Trustee (DEM) (Vote for 2) DEM

Precincts Reported: 1 of 1 (100.00%)

		Election Day	AV Counting	Total	
Times Cast		834	0	834 / 2,498	33.39%
Candidate	Party	Election Day	AV Counting Boards	Total	
Jennifer Borso	DEM	195	0	195	
Sheena Slavicek	DEM	158	0	158	
Total Votes		353	0	353	
		Election Day	AV Counting Boards	Total	
Unresolved Write-In		0	0	0	

Milan Township Supervisor (DEM) (Vote for 1) DEM

Precincts Reported: 1 of 1 (100.00%)

		Election Day	AV Counting	Total	
Times Cast		451	0	451 / 1,397	32.28%
Candidate	Party	Election Day	AV Counting Boards	Total	
Total Votes		0	0	0	
		Election Day	AV Counting Boards	Total	
Unresolved Write-In		15	0	15	

Milan Township Clerk (DEM) (Vote for 1) DEM

Precincts Reported: 1 of 1 (100.00%)

		Election Day	AV Counting	Total	
Times Cast		451	0	451 / 1,397	32.28%
Candidate	Party	Election Day	AV Counting Boards	Total	
Total Votes		0	0	0	
		Election Day	AV Counting Boards	Total	
Unresolved Write-In		12	0	12	

Milan Township Treasurer (DEM) (Vote for 1) DEM

Precincts Reported: 1 of 1 (100.00%)

		Election Day	AV Counting	Total	
Times Cast		451	0	451 / 1,397	32.28%
Candidate	Party	Election Day	AV Counting Boards	Total	
James Early	DEM	134	0	134	
Total Votes		134	0	134	
		Election Day	AV Counting Boards	Total	
Unresolved Write-In		1	0	1	

Milan Township Trustee (DEM) (Vote for 2) DEM

Precincts Reported: 1 of 1 (100.00%)

		Election Day	AV Counting	Total	
Times Cast		451	0	451 / 1,397	32.28%
Candidate	Party	Election Day	AV Counting Boards	Total	
Total Votes		0	0	0	
		Election Day	AV Counting Boards	Total	
Unresolved Write-In		20	0	20	

Monroe Township Supervisor (DEM) (Vote for 1) DEM

Precincts Reported: 6 of 6 (100.00%)

		Election Day	AV Counting	Total	
Times Cast		904	2,196	3,100 / 19,779	15.67%
Candidate	Party	Election Day	AV Counting Boards	Total	
Alan Barron	DEM	191	1,000	1,191	
Total Votes		191	1,000	1,191	
		Election Day	AV Counting Boards	Total	
Unresolved Write-In		2	9	11	

Monroe Township Clerk (DEM) (Vote for 1) DEM

Precincts Reported: 6 of 6 (100.00%)

		Election Day	AV Counting	Total	
Times Cast		904	2,196	3,100 / 19,779	15.67%
Candidate	Party	Election Day	AV Counting Boards	Total	
Total Votes		0	0	0	
		Election Day	AV Counting Boards	Total	
Unresolved Write-In		34	84	118	

Monroe Township Treasurer (DEM) (Vote for 1) DEM

Precincts Reported: 6 of 6 (100.00%)

		Election Day	AV Counting	Total	
Times Cast		904	2,196	3,100 / 19,779	15.67%
Candidate	Party	Election Day	AV Counting Boards	Total	
Penny D. Barton	DEM	194	1,001	1,195	
Total Votes		194	1,001	1,195	
		Election Day	AV Counting Boards	Total	
Unresolved Write-In		1	4	5	

Monroe Township Trustee (DEM) (Vote for 4) DEM

Precincts Reported: 6 of 6 (100.00%)

		Election Day	AV Counting	Total	
Times Cast		904	2,196	3,100 / 19,779	15.67%
Candidate	Party	Election Day	AV Counting Boards	Total	
William F. Heck Jr.	DEM	188	984	1,172	
Total Votes		188	984	1,172	
		Election Day	AV Counting Boards	Total	
Unresolved Write-In		9	22	31	

Raisinville Township Supervisor (DEM) (Vote for 1) DEM

Precincts Reported: 2 of 2 (100.00%)

		Election Day	AV Counting	Total	
Times Cast		512	1,112	1,624 / 5,060	32.09%
Candidate	Party	Election Day	AV Counting Boards	Total	
Gerald Blanchette	DEM	88	422	510	
Total Votes		88	422	510	
		Election Day	AV Counting Boards	Total	
Unresolved Write-In		0	2	2	

Raisinville Township Clerk (DEM) (Vote for 1) DEM

Precincts Reported: 2 of 2 (100.00%)

		Election Day	AV Counting	Total	
Times Cast		512	1,112	1,624 / 5,060	32.09%
Candidate	Party	Election Day	AV Counting Boards	Total	
Total Votes		0	0	0	
		Election Day	AV Counting Boards	Total	
Unresolved Write-In		10	30	40	

Raisinville Township Treasurer (DEM) (Vote for 1) DEM

Precincts Reported: 2 of 2 (100.00%)

		Election Day	AV Counting	Total	
Times Cast		512	1,112	1,624 / 5,060	32.09%
Candidate	Party	Election Day	AV Counting Boards	Total	
Total Votes		0	0	0	
		Election Day	AV Counting Boards	Total	
Unresolved Write-In		10	29	39	

Raisinville Township Trustee (DEM) (Vote for 2) DEM

Precincts Reported: 2 of 2 (100.00%)

		Election Day	AV Counting	Total	
Times Cast		512	1,112	1,624 / 5,060	32.09%
Candidate	Party	Election Day	AV Counting Boards	Total	
Keith Henderson	DEM	83	406	489	
Total Votes		83	406	489	
		Election Day	AV Counting Boards	Total	
Unresolved Write-In		0	2	2	

Raisinville Township Constable (DEM) (Vote for 1) DEM

Precincts Reported: 2 of 2 (100.00%)

		Election Day	AV Counting	Total	
Times Cast		512	1,112	1,624 / 5,060	32.09%
Candidate	Party	Election Day	AV Counting Boards	Total	
Total Votes		0	0	0	
		Election Day	AV Counting Boards	Total	
Unresolved Write-In		10	28	38	

Summerfield Township Supervisor (DEM) (Vote for 1) DEM

Precincts Reported: 1 of 1 (100.00%)

		Election Day	AV Counting	Total	
Times Cast		984	0	984 / 2,453	40.11%
Candidate	Party	Election Day	AV Counting Boards	Total	
Total Votes		0	0	0	
		Election Day	AV Counting Boards	Total	
Unresolved Write-In		15	0	15	

Summerfield Township Clerk (DEM) (Vote for 1) DEM

Precincts Reported: 1 of 1 (100.00%)

		Election Day	AV Counting	Total	
Times Cast		984	0	984 / 2,453	40.11%
Candidate	Party	Election Day	AV Counting Boards	Total	
Total Votes		0	0	0	
		Election Day	AV Counting Boards	Total	
Unresolved Write-In		13	0	13	

Summerfield Township Treasurer (DEM) (Vote for 1) DEM

Precincts Reported: 1 of 1 (100.00%)

		Election Day	AV Counting	Total	
Times Cast		984	0	984 / 2,453	40.11%
Candidate	Party	Election Day	AV Counting Boards	Total	
Total Votes		0	0	0	
		Election Day	AV Counting Boards	Total	
Unresolved Write-In		13	0	13	

Summerfield Township Trustee (DEM) (Vote for 2) DEM

Precincts Reported: 1 of 1 (100.00%)

		Election Day	AV Counting	Total	
Times Cast		984	0	984 / 2,453	40.11%
Candidate	Party	Election Day	AV Counting Boards	Total	
Total Votes		0	0	0	
		Election Day	AV Counting Boards	Total	
Unresolved Write-In		21	0	21	

Summerfield Township Constable (DEM) (Vote for 2) DEM

Precincts Reported: 1 of 1 (100.00%)

		Election Day	AV Counting	Total	
Times Cast		984	0	984 / 2,453	40.11%
Candidate	Party	Election Day	AV Counting Boards	Total	
Norman E. Whipple	DEM	147	0	147	
Total Votes		147	0	147	
		Election Day	AV Counting Boards	Total	
Unresolved Write-In		4	0	4	

Whiteford Township Supervisor (DEM) (Vote for 1) DEM

Precincts Reported: 2 of 2 (100.00%)

	Election Day	AV Counting	Total	
Times Cast	383	520	903 / 3,831	23.57%
Candidate	Party	Election Day	AV Counting Boards	Total
Total Votes		0	0	0
	Election Day	AV Counting Boards	Total	
Unresolved Write-In	9	11	20	

Whiteford Township Clerk (DEM) (Vote for 1) DEM

Precincts Reported: 2 of 2 (100.00%)

	Election Day	AV Counting	Total	
Times Cast	383	520	903 / 3,831	23.57%
Candidate	Party	Election Day	AV Counting Boards	Total
Total Votes		0	0	0
	Election Day	AV Counting Boards	Total	
Unresolved Write-In	7	11	18	

Whiteford Township Treasurer (DEM) (Vote for 1) DEM

Precincts Reported: 2 of 2 (100.00%)

	Election Day	AV Counting	Total	
Times Cast	383	520	903 / 3,831	23.57%
Candidate	Party	Election Day	AV Counting Boards	Total
Total Votes		0	0	0
	Election Day	AV Counting Boards	Total	
Unresolved Write-In	7	11	18	

Whiteford Township Trustee (DEM) (Vote for 2) DEM

Precincts Reported: 2 of 2 (100.00%)

	Election Day	AV Counting	Total	
Times Cast	383	520	903 / 3,831	23.57%
Candidate	Party	Election Day	AV Counting Boards	Total
Bernice L. Heidelberg	DEM	59	158	217
Total Votes		59	158	217
	Election Day	AV Counting Boards	Total	
Unresolved Write-In	7	6	13	

Ash Township, Precinct 1 Delegate (DEM) (Vote for 5) DEM

Precincts Reported: 1 of 1 (100.00%)

		Election Day	AV Counting	Total	
Times Cast		664	0	664 / 2,298	28.89%
Candidate	Party	Election Day	AV Counting Boards	Total	
Total Votes		0	0	0	
		Election Day	AV Counting Boards	Total	
Unresolved Write-In		8	0	8	

Ash Township, Precinct 2 Delegate (DEM) (Vote for 5) DEM

Precincts Reported: 1 of 1 (100.00%)

		Election Day	AV Counting	Total	
Times Cast		732	0	732 / 2,256	32.45%
Candidate	Party	Election Day	AV Counting Boards	Total	
Total Votes		0	0	0	
		Election Day	AV Counting Boards	Total	
Unresolved Write-In		29	0	29	

Ash Township, Precinct 3 Delegate (DEM) (Vote for 4) DEM

Precincts Reported: 1 of 1 (100.00%)

		Election Day	AV Counting	Total	
Times Cast		593	0	593 / 1,846	32.12%
Candidate	Party	Election Day	AV Counting Boards	Total	
Total Votes		0	0	0	
		Election Day	AV Counting Boards	Total	
Unresolved Write-In		13	0	13	

City of Luna Pier, Precinct 1 Delegate (DEM) (Vote for 3) DEM

Precincts Reported: 1 of 1 (100.00%)

		Election Day	AV Counting	Total	
Times Cast		372	0	372 / 1,165	31.93%
Candidate	Party	Election Day	AV Counting Boards	Total	
Total Votes		0	0	0	
		Election Day	AV Counting Boards	Total	
Unresolved Write-In		34	0	34	

City of Milan, Precinct 1 Delegate (DEM) (Vote for 5) DEM

Precincts Reported: 1 of 1 (100.00%)

	Election Day	AV Counting	Total	
Times Cast	423	0	423 / 1,676	25.24%
Candidate	Party	Election Day	AV Counting Boards	Total
Total Votes		0	0	0
	Election Day	AV Counting	Total	
Unresolved Write-In	23	0	23	

City of Monroe, Precinct 1 Delegate (DEM) (Vote for 7) DEM

Precincts Reported: 1 of 1 (100.00%)

	Election Day	AV Counting	Total	
Times Cast	158	450	608 / 2,816	21.59%
Candidate	Party	Election Day	AV Counting Boards	Total
Christine DeRoque	DEM	34	207	241
Jill M. Frederick	DEM	31	182	213
Total Votes		65	389	454
	Election Day	AV Counting	Total	
Unresolved Write-In	8	13	21	

City of Monroe, Precinct 2 Delegate (DEM) (Vote for 5) DEM

Precincts Reported: 1 of 1 (100.00%)

	Election Day	AV Counting	Total	
Times Cast	180	307	487 / 2,579	18.88%
Candidate	Party	Election Day	AV Counting Boards	Total
Rachel Lazere	DEM	45	127	172
Tammy VanRiper	DEM	41	103	144
Total Votes		86	230	316
	Election Day	AV Counting	Total	
Unresolved Write-In	8	6	14	

City of Monroe, Precinct 3N Delegate (DEM) (Vote for 3) DEM

Precincts Reported: 1 of 1 (100.00%)

		Election Day	AV Counting	Total	
Times Cast		116	172	288 / 1,319	21.83%
Candidate	Party	Election Day	AV Counting Boards	Total	
Total Votes		0	0	0	
		Election Day	AV Counting Boards	Total	
Unresolved Write-In		27	15	42	

City of Monroe, Precinct 3S Delegate (DEM) (Vote for 3) DEM

Precincts Reported: 1 of 1 (100.00%)

		Election Day	AV Counting	Total	
Times Cast		88	125	213 / 1,504	14.16%
Candidate	Party	Election Day	AV Counting Boards	Total	
Total Votes		0	0	0	
		Election Day	AV Counting Boards	Total	
Unresolved Write-In		14	29	43	

City of Monroe, Precinct 4 Delegate (DEM) (Vote for 5) DEM

Precincts Reported: 1 of 1 (100.00%)

		Election Day	AV Counting	Total	
Times Cast		283	589	872 / 2,825	30.87%
Candidate	Party	Election Day	AV Counting Boards	Total	
Linda Lauer	DEM	72	325	397	
Total Votes		72	325	397	
		Election Day	AV Counting Boards	Total	
Unresolved Write-In		3	9	12	

City of Monroe, Precinct 5 Delegate (DEM) (Vote for 5) DEM

Precincts Reported: 1 of 1 (100.00%)

		Election Day	AV Counting	Total	
Times Cast		226	730	956 / 2,844	33.61%
Candidate	Party	Election Day	AV Counting Boards	Total	
Gloria Rafko	DEM	41	321	362	
Branna M. Toles	DEM	31	268	299	
Total Votes		72	589	661	
		Election Day	AV Counting Boards	Total	
Unresolved Write-In		7	10	17	

City of Monroe, Precinct 6 Delegate (DEM) (Vote for 5) DEM

Precincts Reported: 1 of 1 (100.00%)

		Election Day	AV Counting	Total	
Times Cast		212	480	692 / 2,515	27.51%
Candidate	Party	Election Day	AV Counting Boards	Total	
Total Votes		0	0	0	
		Election Day	AV Counting Boards	Total	
Unresolved Write-In		24	30	54	

City of Petersburg, Precinct 1 Delegate (DEM) (Vote for 2) DEM

Precincts Reported: 1 of 1 (100.00%)

		Election Day	AV Counting	Total	
Times Cast		268	0	268 / 894	29.98%
Candidate	Party	Election Day	AV Counting Boards	Total	
Total Votes		0	0	0	
		Election Day	AV Counting Boards	Total	
Unresolved Write-In		15	0	15	

Bedford Township, Precinct 1 Delegate (DEM) (Vote for 2) DEM

Precincts Reported: 1 of 1 (100.00%)

		Election Day	AV Counting	Total	
Times Cast		169	169	338 / 1,194	28.31%
Candidate	Party	Election Day	AV Counting Boards	Total	
Total Votes		0	0	0	
		Election Day	AV Counting Boards	Total	
Unresolved Write-In		2	10	12	

Bedford Township, Precinct 2 Delegate (DEM) (Vote for 4) DEM

Precincts Reported: 1 of 1 (100.00%)

		Election Day	AV Counting	Total	
Times Cast		246	395	641 / 1,942	33.01%
Candidate	Party	Election Day	AV Counting Boards	Total	
Total Votes		0	0	0	
		Election Day	AV Counting Boards	Total	
Unresolved Write-In		2	6	8	

Bedford Township, Precinct 3 Delegate (DEM) (Vote for 4) DEM

Precincts Reported: 1 of 1 (100.00%)

		Election Day	AV Counting	Total	
Times Cast		288	300	588 / 1,854	31.72%
Candidate	Party	Election Day	AV Counting Boards	Total	
Total Votes		0	0	0	
		Election Day	AV Counting Boards	Total	
Unresolved Write-In		1	0	1	

Bedford Township, Precinct 4 Delegate (DEM) (Vote for 5) DEM

Precincts Reported: 1 of 1 (100.00%)

	Election Day	AV Counting	Total	
Times Cast	283	480	763 / 2,324	32.83%

Candidate	Party	Election Day	AV Counting Boards	Total
Mary Ann Neopolitan	DEM	50	170	220
Ralph Neopolitan	DEM	40	143	183
Total Votes		90	313	403

	Election Day	AV Counting Boards	Total
Unresolved Write-In	0	0	0

Bedford Township, Precinct 5 Delegate (DEM) (Vote for 4) DEM

Precincts Reported: 1 of 1 (100.00%)

	Election Day	AV Counting	Total	
Times Cast	250	397	647 / 2,258	28.65%

Candidate	Party	Election Day	AV Counting Boards	Total
Total Votes		0	0	0

	Election Day	AV Counting Boards	Total
Unresolved Write-In	3	9	12

Bedford Township, Precinct 6 Delegate (DEM) (Vote for 5) DEM

Precincts Reported: 1 of 1 (100.00%)

	Election Day	AV Counting	Total	
Times Cast	407	530	937 / 2,498	37.51%

Candidate	Party	Election Day	AV Counting Boards	Total
Total Votes		0	0	0

	Election Day	AV Counting Boards	Total
Unresolved Write-In	9	22	31

Bedford Township, Precinct 7 Delegate (DEM) (Vote for 5) DEM

Precincts Reported: 1 of 1 (100.00%)

	Election Day	AV Counting	Total	
Times Cast	263	476	739 / 1,943	38.03%

Candidate	Party	Election Day	AV Counting Boards	Total
Total Votes		0	0	0

	Election Day	AV Counting Boards	Total
Unresolved Write-In	4	3	7

Bedford Township, Precinct 8 Delegate (DEM) (Vote for 5) DEM

Precincts Reported: 1 of 1 (100.00%)

	Election Day	AV Counting	Total	
Times Cast	291	523	814 / 2,077	39.19%

Candidate	Party	Election Day	AV Counting Boards	Total
Total Votes		0	0	0

	Election Day	AV Counting Boards	Total
Unresolved Write-In	3	2	5

Bedford Township, Precinct 9 Delegate (DEM) (Vote for 3) DEM

Precincts Reported: 1 of 1 (100.00%)

	Election Day	AV Counting	Total	
Times Cast	190	345	535 / 1,285	41.63%

Candidate	Party	Election Day	AV Counting Boards	Total
Total Votes		0	0	0

	Election Day	AV Counting Boards	Total
Unresolved Write-In	1	7	8

Bedford Township, Precinct 10 Delegate (DEM) (Vote for 3) DEM

Precincts Reported: 1 of 1 (100.00%)

	Election Day	AV Counting	Total	
Times Cast	192	278	470 / 1,365	34.43%

Candidate	Party	Election Day	AV Counting Boards	Total
Total Votes		0	0	0

	Election Day	AV Counting Boards	Total
Unresolved Write-In	4	5	9

Bedford Township, Precinct 11 Delegate (DEM) (Vote for 5) DEM

Precincts Reported: 1 of 1 (100.00%)

		Election Day	AV Counting	Total	
Times Cast		356	449	805 / 2,454	32.80%
Candidate	Party	Election Day	AV Counting Boards	Total	
Karen V. Kolar	DEM	53	143	196	
Total Votes		53	143	196	
		Election Day	AV Counting Boards	Total	
Unresolved Write-In		0	1	1	

Bedford Township, Precinct 12 Delegate (DEM) (Vote for 4) DEM

Precincts Reported: 1 of 1 (100.00%)

		Election Day	AV Counting	Total	
Times Cast		218	360	578 / 1,736	33.29%
Candidate	Party	Election Day	AV Counting Boards	Total	
Total Votes		0	0	0	
		Election Day	AV Counting Boards	Total	
Unresolved Write-In		5	7	12	

Bedford Township, Precinct 13 Delegate (DEM) (Vote for 4) DEM

Precincts Reported: 1 of 1 (100.00%)

		Election Day	AV Counting	Total	
Times Cast		292	370	662 / 1,997	33.15%
Candidate	Party	Election Day	AV Counting Boards	Total	
Total Votes		0	0	0	
		Election Day	AV Counting Boards	Total	
Unresolved Write-In		9	10	19	

Bedford Township, Precinct 14 Delegate (DEM) (Vote for 4) DEM

Precincts Reported: 1 of 1 (100.00%)

		Election Day	AV Counting	Total	
Times Cast		145	258	403 / 2,212	18.22%
Candidate	Party	Election Day	AV Counting Boards	Total	
Total Votes		0	0	0	
		Election Day	AV Counting Boards	Total	
Unresolved Write-In		5	4	9	

Berlin Township, Precinct 1 Delegate (DEM) (Vote for 4) DEM

Precincts Reported: 1 of 1 (100.00%)

		Election Day	AV Counting	Total	
Times Cast		444	0	444 / 2,040	21.76%
Candidate	Party	Election Day	AV Counting Boards	Total	
Total Votes		0	0	0	
		Election Day	AV Counting Boards	Total	
Unresolved Write-In		8	0	8	

Berlin Township, Precinct 2 Delegate (DEM) (Vote for 6) DEM

Precincts Reported: 1 of 1 (100.00%)

		Election Day	AV Counting	Total	
Times Cast		731	0	731 / 2,563	28.52%
Candidate	Party	Election Day	AV Counting Boards	Total	
Total Votes		0	0	0	
		Election Day	AV Counting Boards	Total	
Unresolved Write-In		22	0	22	

Berlin Township, Precinct 3 Delegate (DEM) (Vote for 3) DEM

Precincts Reported: 1 of 1 (100.00%)

		Election Day	AV Counting	Total	
Times Cast		407	0	407 / 1,200	33.92%
Candidate	Party	Election Day	AV Counting Boards	Total	
Total Votes		0	0	0	
		Election Day	AV Counting Boards	Total	
Unresolved Write-In		12	0	12	

Berlin Township, Precinct 4 Delegate (DEM) (Vote for 5) DEM

Precincts Reported: 1 of 1 (100.00%)

		Election Day	AV Counting	Total	
Times Cast		582	0	582 / 1,979	29.41%
Candidate	Party	Election Day	AV Counting Boards	Total	
Total Votes		0	0	0	
		Election Day	AV Counting Boards	Total	
Unresolved Write-In		14	0	14	

Dundee Township, Precinct 1 Delegate (DEM) (Vote for 4) DEM

Precincts Reported: 1 of 1 (100.00%)

		Election Day	AV Counting	Total	
Times Cast		467	0	467 / 1,656	28.20%
Candidate	Party	Election Day	AV Counting Boards	Total	
Total Votes		0	0	0	
		Election Day	AV Counting Boards	Total	
Unresolved Write-In		8	0	8	

Dundee Township, Precinct 2 Delegate (DEM) (Vote for 5) DEM

Precincts Reported: 1 of 1 (100.00%)

		Election Day	AV Counting	Total	
Times Cast		654	0	654 / 2,178	30.03%
Candidate	Party	Election Day	AV Counting Boards	Total	
Total Votes		0	0	0	
		Election Day	AV Counting Boards	Total	
Unresolved Write-In		14	0	14	

Dundee Township, Precinct 3 Delegate (DEM) (Vote for 5) DEM

Precincts Reported: 1 of 1 (100.00%)

		Election Day	AV Counting	Total	
Times Cast		692	0	692 / 2,406	28.76%
Candidate	Party	Election Day	AV Counting Boards	Total	
Brian Middleton	DEM	185	0	185	
Bonnie Weber	DEM	209	0	209	
Total Votes		394	0	394	
		Election Day	AV Counting Boards	Total	
Unresolved Write-In		2	0	2	

Erie Township, Precinct 1 Delegate (DEM) (Vote for 4) DEM

Precincts Reported: 1 of 1 (100.00%)

	Election Day	AV Counting	Total	
Times Cast	249	423	672 / 1,915	35.09%
Candidate	Party	Election Day	AV Counting Boards	Total
Total Votes		0	0	0
	Election Day	AV Counting	Total	
Unresolved Write-In	3	3	6	

Erie Township, Precinct 2 Delegate (DEM) (Vote for 3) DEM

Precincts Reported: 1 of 1 (100.00%)

	Election Day	AV Counting	Total	
Times Cast	164	238	402 / 1,625	24.74%
Candidate	Party	Election Day	AV Counting Boards	Total
Sue Anne Brooker	DEM	17	79	96
Total Votes		17	79	96
	Election Day	AV Counting	Total	
Unresolved Write-In	0	0	0	

Exeter Township, Precinct 1 Delegate (DEM) (Vote for 3) DEM

Precincts Reported: 1 of 1 (100.00%)

	Election Day	AV Counting	Total	
Times Cast	396	0	396 / 1,359	29.14%
Candidate	Party	Election Day	AV Counting Boards	Total
Total Votes		0	0	0
	Election Day	AV Counting	Total	
Unresolved Write-In	13	0	13	

Exeter Township, Precinct 2 Delegate (DEM) (Vote for 4) DEM

Precincts Reported: 1 of 1 (100.00%)

	Election Day	AV Counting	Total	
Times Cast	475	0	475 / 1,775	26.76%
Candidate	Party	Election Day	AV Counting Boards	Total
Total Votes		0	0	0
	Election Day	AV Counting	Total	
Unresolved Write-In	19	0	19	

Frenchtown Township, Precinct 1 Delegate (DEM) (Vote for 2) DEM

Precincts Reported: 1 of 1 (100.00%)

	Election Day	AV Counting	Total	
Times Cast	126	181	307 / 1,233	24.90%

Candidate	Party	Election Day	AV Counting Boards	Total
Total Votes		0	0	0

	Election Day	AV Counting Boards	Total
Unresolved Write-In	4	2	6

Frenchtown Township, Precinct 2 Delegate (DEM) (Vote for 4) DEM

Precincts Reported: 1 of 1 (100.00%)

	Election Day	AV Counting	Total	
Times Cast	141	243	384 / 1,262	30.43%

Candidate	Party	Election Day	AV Counting Boards	Total
Rachel Kull	DEM	26	102	128
Total Votes		26	102	128

	Election Day	AV Counting Boards	Total
Unresolved Write-In	0	0	0

Frenchtown Township, Precinct 3 Delegate (DEM) (Vote for 4) DEM

Precincts Reported: 1 of 1 (100.00%)

	Election Day	AV Counting	Total	
Times Cast	151	314	465 / 1,363	34.12%

Candidate	Party	Election Day	AV Counting Boards	Total
Total Votes		0	0	0

	Election Day	AV Counting Boards	Total
Unresolved Write-In	0	8	8

Frenchtown Township, Precinct 4 Delegate (DEM) (Vote for 4) DEM

Precincts Reported: 1 of 1 (100.00%)

	Election Day	AV Counting	Total	
Times Cast	154	503	657 / 1,732	37.93%

Candidate	Party	Election Day	AV Counting Boards	Total
Jennifer Devenish	DEM	24	192	216
Total Votes		24	192	216

	Election Day	AV Counting Boards	Total
Unresolved Write-In	0	5	5

Frenchtown Township, Precinct 5 Delegate (DEM) (Vote for 4) DEM

Precincts Reported: 1 of 1 (100.00%)

	Election Day	AV Counting	Total	
Times Cast	139	278	417 / 2,444	17.06%

Candidate	Party	Election Day	AV Counting Boards	Total
Total Votes		0	0	0

	Election Day	AV Counting Boards	Total
Unresolved Write-In	3	14	17

Frenchtown Township, Precinct 6 Delegate (DEM) (Vote for 5) DEM

Precincts Reported: 1 of 1 (100.00%)

	Election Day	AV Counting	Total	
Times Cast	230	395	625 / 2,052	30.46%

Candidate	Party	Election Day	AV Counting Boards	Total
Justin Albert Kull	DEM	27	109	136
Rick Kull	DEM	30	118	148
Robert Kull	DEM	26	106	132
Total Votes		83	333	416

	Election Day	AV Counting Boards	Total
Unresolved Write-In	0	1	1

Frenchtown Township, Precinct 7 Delegate (DEM) (Vote for 7) DEM

Precincts Reported: 1 of 1 (100.00%)

		Election Day	AV Counting	Total	
Times Cast		238	767	1,005 / 3,031	33.16%
Candidate	Party	Election Day	AV Counting Boards	Total	
Denise D. Brooks	DEM	40	281	321	
Total Votes		40	281	321	
		Election Day	AV Counting Boards	Total	
Unresolved Write-In		0	1	1	

Frenchtown Township, Precinct 8 Delegate (DEM) (Vote for 4) DEM

Precincts Reported: 1 of 1 (100.00%)

		Election Day	AV Counting	Total	
Times Cast		175	313	488 / 1,611	30.29%
Candidate	Party	Election Day	AV Counting Boards	Total	
Mary Etta Kreklau	DEM	31	115	146	
Total Votes		31	115	146	
		Election Day	AV Counting Boards	Total	
Unresolved Write-In		1	2	3	

Frenchtown Township, Precinct 9 Delegate (DEM) (Vote for 2) DEM

Precincts Reported: 1 of 1 (100.00%)

		Election Day	AV Counting	Total	
Times Cast		89	224	313 / 1,355	23.10%
Candidate	Party	Election Day	AV Counting Boards	Total	
Total Votes		0	0	0	
		Election Day	AV Counting Boards	Total	
Unresolved Write-In		5	10	15	

Ida Township, Precinct 1 Delegate (DEM) (Vote for 3) DEM

Precincts Reported: 1 of 1 (100.00%)

		Election Day	AV Counting	Total	
Times Cast		272	346	618 / 2,144	28.82%
Candidate	Party	Election Day	AV Counting Boards	Total	
Total Votes		0	0	0	
		Election Day	AV Counting Boards	Total	
Unresolved Write-In		6	11	17	

Ida Township, Precinct 2 Delegate (DEM) (Vote for 1) DEM

Precincts Reported: 1 of 1 (100.00%)

		Election Day	AV Counting	Total	
Times Cast		293	394	687 / 1,904	36.08%
Candidate	Party	Election Day	AV Counting Boards	Total	
Total Votes		0	0	0	
		Election Day	AV Counting Boards	Total	
Unresolved Write-In		7	8	15	

La Salle Township, Precinct 1 Delegate (DEM) (Vote for 4) DEM

Precincts Reported: 1 of 1 (100.00%)

		Election Day	AV Counting	Total	
Times Cast		253	419	672 / 1,788	37.58%
Candidate	Party	Election Day	AV Counting Boards	Total	
Total Votes		0	0	0	
		Election Day	AV Counting Boards	Total	
Unresolved Write-In		3	7	10	

La Salle Township, Precinct 2 Delegate (DEM) (Vote for 5) DEM

Precincts Reported: 1 of 1 (100.00%)

		Election Day	AV Counting	Total	
Times Cast		325	454	779 / 2,168	35.93%
Candidate	Party	Election Day	AV Counting Boards	Total	
Total Votes		0	0	0	
		Election Day	AV Counting Boards	Total	
Unresolved Write-In		0	30	30	

London Township, Precinct 1 Delegate (DEM) (Vote for 6) DEM

Precincts Reported: 1 of 1 (100.00%)

		Election Day	AV Counting	Total	
Times Cast		834	0	834 / 2,498	33.39%
Candidate	Party	Election Day	AV Counting Boards	Total	
Total Votes		0	0	0	
		Election Day	AV Counting Boards	Total	
Unresolved Write-In		33	0	33	

Milan Township, Precinct 1 Delegate (DEM) (Vote for 3) DEM

Precincts Reported: 1 of 1 (100.00%)

		Election Day	AV Counting	Total	
Times Cast		451	0	451 / 1,397	32.28%
Candidate	Party	Election Day	AV Counting Boards	Total	
Total Votes		0	0	0	
		Election Day	AV Counting Boards	Total	
Unresolved Write-In		25	0	25	

Monroe Township, Precinct 1 Delegate (DEM) (Vote for 4) DEM

Precincts Reported: 1 of 1 (100.00%)

		Election Day	AV Counting	Total	
Times Cast		114	338	452 / 1,471	30.73%
Candidate	Party	Election Day	AV Counting Boards	Total	
Total Votes		0	0	0	
		Election Day	AV Counting Boards	Total	
Unresolved Write-In		5	18	23	

Monroe Township, Precinct 2 Delegate (DEM) (Vote for 3) DEM

Precincts Reported: 1 of 1 (100.00%)

		Election Day	AV Counting	Total	
Times Cast		75	173	248 / 1,539	16.11%
Candidate	Party	Election Day	AV Counting Boards	Total	
Total Votes		0	0	0	
		Election Day	AV Counting Boards	Total	
Unresolved Write-In		6	5	11	

Monroe Township, Precinct 3 Delegate (DEM) (Vote for 3) DEM

Precincts Reported: 1 of 1 (100.00%)

	Election Day	AV Counting	Total	
Times Cast	146	308	454 / 1,109	40.94%

Candidate	Party	Election Day	AV Counting Boards	Total
Lisa Anneberg	DEM	20	105	125
Leigh Kegerreis	DEM	20	113	133
Ernie Whiteside	DEM	16	99	115
Total Votes		56	317	373

	Election Day	AV Counting Boards	Total
Unresolved Write-In	0	0	0

Monroe Township, Precinct 4 Delegate (DEM) (Vote for 5) DEM

Precincts Reported: 1 of 1 (100.00%)

	Election Day	AV Counting	Total	
Times Cast	186	391	577 / 2,352	24.53%

Candidate	Party	Election Day	AV Counting Boards	Total
Total Votes		0	0	0

	Election Day	AV Counting Boards	Total
Unresolved Write-In	4	30	34

Monroe Township, Precinct 5 Delegate (DEM) (Vote for 6) DEM

Precincts Reported: 1 of 1 (100.00%)

	Election Day	AV Counting	Total	
Times Cast	242	589	831 / 2,557	32.50%

Candidate	Party	Election Day	AV Counting Boards	Total
Total Votes		0	0	0

	Election Day	AV Counting Boards	Total
Unresolved Write-In	9	19	28

Monroe Township, Precinct 6 Delegate (DEM) (Vote for 4) DEM

Precincts Reported: 1 of 1 (100.00%)

	Election Day	AV Counting	Total	
Times Cast	141	397	538 / 10,751	5.00%

Candidate	Party	Election Day	AV Counting Boards	Total
Total Votes		0	0	0

	Election Day	AV Counting Boards	Total
Unresolved Write-In	2	25	27

Raisinville Township, Precinct 1 Delegate (DEM) (Vote for 5) DEM

Precincts Reported: 1 of 1 (100.00%)

	Election Day	AV Counting	Total	
Times Cast	241	592	833 / 2,303	36.17%

Candidate	Party	Election Day	AV Counting Boards	Total
Total Votes		0	0	0

	Election Day	AV Counting Boards	Total
Unresolved Write-In	9	34	43

Raisinville Township, Precinct 2 Delegate (DEM) (Vote for 7) DEM

Precincts Reported: 1 of 1 (100.00%)

	Election Day	AV Counting	Total	
Times Cast	271	520	791 / 2,757	28.69%

Candidate	Party	Election Day	AV Counting Boards	Total
Catharine Calder	DEM	56	221	277
Total Votes		56	221	277

	Election Day	AV Counting Boards	Total
Unresolved Write-In	0	7	7

Summerfield Township, Precinct 1 Delegate (DEM) (Vote for 5) DEM

Precincts Reported: 1 of 1 (100.00%)

	Election Day	AV Counting	Total	
Times Cast	984	0	984 / 2,453	40.11%

Candidate	Party	Election Day	AV Counting Boards	Total
Total Votes		0	0	0

	Election Day	AV Counting Boards	Total
Unresolved Write-In	23	0	23

Whiteford Township, Precinct 1 Delegate (DEM) (Vote for 4) DEM

Precincts Reported: 1 of 1 (100.00%)

		Election Day	AV Counting	Total	
Times Cast		213	305	518 / 2,071	25.01%
Candidate	Party	Election Day	AV Counting Boards	Total	
Total Votes		0	0	0	
		Election Day	AV Counting Boards	Total	
Unresolved Write-In		2	11	13	

Whiteford Township, Precinct 2 Delegate (DEM) (Vote for 3) DEM

Precincts Reported: 1 of 1 (100.00%)

		Election Day	AV Counting	Total	
Times Cast		170	215	385 / 1,760	21.88%
Candidate	Party	Election Day	AV Counting Boards	Total	
Total Votes		0	0	0	
		Election Day	AV Counting Boards	Total	
Unresolved Write-In		2	6	8	

United States Senator (REP) (Vote for 1) REP

Precincts Reported: 64 of 64 (100.00%)

		Election Day	AV Counting	Total	
Times Cast		19,820	17,503	37,323 / 133,477	27.96%
Candidate	Party	Election Day	AV Counting Boards	Total	
John James	REP	11,242	5,800	17,042	
Total Votes		11,242	5,800	17,042	
		Election Day	AV Counting Boards	Total	
Unresolved Write-In		48	29	77	

Representative in Congress 7th District (REP) (Vote for 1) REP

Precincts Reported: 64 of 64 (100.00%)

		Election Day	AV Counting	Total	
Times Cast		19,820	17,503	37,323 / 133,477	27.96%
Candidate	Party	Election Day	AV Counting Boards	Total	
Tim Walberg	REP	11,285	6,056	17,341	
Total Votes		11,285	6,056	17,341	
		Election Day	AV Counting Boards	Total	
Unresolved Write-In		38	17	55	

Rep in State Legislature 17th District (REP) (Vote for 1) REP

Precincts Reported: 27 of 27 (100.00%)

		Election Day	AV Counting	Total	
Times Cast		8,572	6,085	14,657 / 52,375	27.98%
Candidate	Party	Election Day	AV Counting Boards	Total	
Joe Bellino, Jr.	REP	4,498	1,870	6,368	
Total Votes		4,498	1,870	6,368	
		Election Day	AV Counting Boards	Total	
Unresolved Write-In		18	3	21	

Rep in State Legislature 56th District (REP) (Vote for 1) REP

Precincts Reported: 38 of 38 (100.00%)

		Election Day	AV Counting	Total	
Times Cast		11,248	11,418	22,666 / 81,102	27.95%
Candidate	Party	Election Day	AV Counting Boards	Total	
Austin Blaine	REP	1,856	1,106	2,962	
TC Clements	REP	4,872	3,055	7,927	
Total Votes		6,728	4,161	10,889	
		Election Day	AV Counting Boards	Total	
Unresolved Write-In		18	5	23	

County Prosecuting Attorney (REP) (Vote for 1) REP

Precincts Reported: 64 of 64 (100.00%)

		Election Day	AV Counting	Total	
Times Cast		19,820	17,503	37,323 / 133,477	27.96%
Candidate	Party	Election Day	AV Counting Boards	Total	
Michael G. Roehrig	REP	10,523	5,610	16,133	
Total Votes		10,523	5,610	16,133	
		Election Day	AV Counting Boards	Total	
Unresolved Write-In		46	14	60	

County Sheriff (REP) (Vote for 1) REP

Precincts Reported: 64 of 64 (100.00%)

		Election Day	AV Counting	Total	
Times Cast		19,820	17,503	37,323 / 133,477	27.96%
Candidate	Party	Election Day	AV Counting Boards	Total	
Logan Tisdale	REP	10,233	5,212	15,445	
Total Votes		10,233	5,212	15,445	
		Election Day	AV Counting Boards	Total	
Unresolved Write-In		63	17	80	

County Clerk and Register of Deeds (REP) (Vote for 1) REP

Precincts Reported: 64 of 64 (100.00%)

		Election Day	AV Counting	Total	
Times Cast		19,820	17,503	37,323 / 133,477	27.96%
Candidate	Party	Election Day	AV Counting Boards	Total	
Annamarie Osment	REP	10,324	5,423	15,747	
Total Votes		10,324	5,423	15,747	
		Election Day	AV Counting Boards	Total	
Unresolved Write-In		42	13	55	

County Treasurer (REP) (Vote for 1) REP

Precincts Reported: 64 of 64 (100.00%)

		Election Day	AV Counting	Total	
Times Cast		19,820	17,503	37,323 / 133,477	27.96%
Candidate	Party	Election Day	AV Counting Boards	Total	
Jesse Stanford	REP	10,146	5,205	15,351	
Total Votes		10,146	5,205	15,351	
		Election Day	AV Counting Boards	Total	
Unresolved Write-In		49	12	61	

County Drain Commissioner (REP) (Vote for 1) REP

Precincts Reported: 64 of 64 (100.00%)

		Election Day	AV Counting	Total	
Times Cast		19,820	17,503	37,323 / 133,477	27.96%
Candidate	Party	Election Day	AV Counting Boards	Total	
Total Votes		0	0	0	
		Election Day	AV Counting Boards	Total	
Unresolved Write-in		1,799	541	2,340	

County Surveyor (REP) (Vote for 1) REP

Precincts Reported: 64 of 64 (100.00%)

		Election Day	AV Counting	Total	
Times Cast		19,820	17,503	37,323 / 133,477	27.96%
Candidate	Party	Election Day	AV Counting Boards	Total	
Total Votes		0	0	0	
		Election Day	AV Counting Boards	Total	
Unresolved Write-In		1,376	381	1,757	

County Commissioner District 1 (REP) (Vote for 1) REP

Precincts Reported: 7 of 7 (100.00%)

	Election Day	AV Counting	Total	
Times Cast	3,630	740	4,370 / 13,635	32.05%

Candidate	Party	Election Day	AV Counting Boards	Total
David C. Hoffman	REP	1,697	279	1,976
Total Votes		1,697	279	1,976

	Election Day	AV Counting Boards	Total
Unresolved Write-In	4	0	4

County Commissioner District 2 (REP) (Vote for 1) REP

Precincts Reported: 7 of 7 (100.00%)

	Election Day	AV Counting	Total	
Times Cast	3,091	1,112	4,203 / 13,765	30.53%

Candidate	Party	Election Day	AV Counting Boards	Total
Mark Brant	REP	1,414	361	1,775
Total Votes		1,414	361	1,775

	Election Day	AV Counting Boards	Total
Unresolved Write-In	7	6	13

County Commissioner District 3 (REP) (Vote for 1) REP

Precincts Reported: 7 of 7 (100.00%)

	Election Day	AV Counting	Total	
Times Cast	4,153	0	4,153 / 14,182	29.28%

Candidate	Party	Election Day	AV Counting Boards	Total
Dawn Asper	REP	1,710	0	1,710
Total Votes		1,710	0	1,710

	Election Day	AV Counting Boards	Total
Unresolved Write-In	6	0	6

County Commissioner District 4 (REP) (Vote for 1) REP

Precincts Reported: 7 of 7 (100.00%)

	Election Day	AV Counting	Total	
Times Cast	1,200	2,491	3,691 / 12,996	28.40%

Candidate	Party	Election Day	AV Counting Boards	Total
Total Votes		0	0	0

	Election Day	AV Counting Boards	Total
Unresolved Write-In	150	68	218

County Commissioner District 5 (REP) (Vote for 1) REP

Precincts Reported: 6 of 6 (100.00%)

	Election Day	AV Counting	Total	
Times Cast	1,080	2,698	3,778 / 12,590	30.01%

Candidate	Party	Election Day	AV Counting Boards	Total
Randy Richardville	REP	646	715	1,361
Total Votes		646	715	1,361

	Election Day	AV Counting Boards	Total
Unresolved Write-In	3	3	6

County Commissioner District 6 (REP) (Vote for 1) REP

Precincts Reported: 7 of 7 (100.00%)

	Election Day	AV Counting	Total	
Times Cast	902	2,098	3,000 / 21,769	13.78%

Candidate	Party	Election Day	AV Counting Boards	Total
John Gonta	REP	498	508	1,006
Total Votes		498	508	1,006

	Election Day	AV Counting Boards	Total
Unresolved Write-In	3	4	7

County Commissioner District 7 (REP) (Vote for 1) REP

Precincts Reported: 7 of 7 (100.00%)

	Election Day	AV Counting	Total	
Times Cast	1,791	2,514	4,305 / 13,570	31.72%

Candidate	Party	Election Day	AV Counting Boards	Total
David G. Swartout	REP	1,044	809	1,853
Total Votes		1,044	809	1,853

	Election Day	AV Counting Boards	Total
Unresolved Write-In	4	2	6

County Commissioner District 8 (REP) (Vote for 1) REP

Precincts Reported: 8 of 8 (100.00%)

	Election Day	AV Counting	Total	
Times Cast	2,027	2,954	4,981 / 15,412	32.32%

Candidate	Party	Election Day	AV Counting Boards	Total
Greg Moore, Jr.	REP	1,188	852	2,040
Total Votes		1,188	852	2,040

	Election Day	AV Counting Boards	Total
Unresolved Write-In	15	3	18

County Commissioner District 9 (REP) (Vote for 1) REP

Precincts Reported: 8 of 8 (100.00%)

	Election Day	AV Counting	Total	
Times Cast	1,946	2,896	4,842 / 15,558	31.12%

Candidate	Party	Election Day	AV Counting Boards	Total
J. Henry Lievens	REP	1,175	1,046	2,221
Total Votes		1,175	1,046	2,221

	Election Day	AV Counting Boards	Total
Unresolved Write-In	5	2	7

Ash Township Supervisor (REP) (Vote for 1) REP

Precincts Reported: 3 of 3 (100.00%)

		Election Day	AV Counting	Total	
Times Cast		1,989	0	1,989 / 6,400	31.08%
Candidate	Party	Election Day	AV Counting Boards	Total	
Total Votes		0	0	0	
		Election Day	AV Counting Boards	Total	
Unresolved Write-In		131	0	131	

Ash Township Clerk (REP) (Vote for 1) REP

Precincts Reported: 3 of 3 (100.00%)

		Election Day	AV Counting	Total	
Times Cast		1,989	0	1,989 / 6,400	31.08%
Candidate	Party	Election Day	AV Counting Boards	Total	
Total Votes		0	0	0	
		Election Day	AV Counting Boards	Total	
Unresolved Write-In		115	0	115	

Ash Township Treasurer (REP) (Vote for 1) REP

Precincts Reported: 3 of 3 (100.00%)

		Election Day	AV Counting	Total	
Times Cast		1,989	0	1,989 / 6,400	31.08%
Candidate	Party	Election Day	AV Counting Boards	Total	
Total Votes		0	0	0	
		Election Day	AV Counting Boards	Total	
Unresolved Write-In		112	0	112	

Ash Township Trustee (REP) (Vote for 2) REP

Precincts Reported: 3 of 3 (100.00%)

		Election Day	AV Counting	Total	
Times Cast		1,989	0	1,989 / 6,400	31.08%
Candidate	Party	Election Day	AV Counting Boards	Total	
Total Votes		0	0	0	
		Election Day	AV Counting Boards	Total	
Unresolved Write-In		129	0	129	

Bedford Township Supervisor (REP) (Vote for 1) REP

Precincts Reported: 14 of 14 (100.00%)

		Election Day	AV Counting	Total	
Times Cast		3,590	5,330	8,920 / 27,139	
Candidate	Party	Election Day	AV Counting Boards	Total	
Paul Pirrone	REP	2,280	1,898	4,178	
Total Votes		2,280	1,898	4,178	
		Election Day	AV Counting Boards	Total	
Unresolved Write-In		33	29	62	

Bedford Township Clerk (REP) (Vote for 1) REP

Precincts Reported: 14 of 14 (100.00%)

		Election Day	AV Counting	Total	
Times Cast		3,590	5,330	8,920 / 27,139	
Candidate	Party	Election Day	AV Counting Boards	Total	
Trudy L. Hershberger	REP	2,233	1,974	4,207	
Total Votes		2,233	1,974	4,207	
		Election Day	AV Counting Boards	Total	
Unresolved Write-In		12	9	21	

Bedford Township Treasurer (REP) (Vote for 1) REP

Precincts Reported: 14 of 14 (100.00%)

		Election Day	AV Counting	Total	
Times Cast		3,590	5,330	8,920 / 27,139	
Candidate	Party	Election Day	AV Counting Boards	Total	
Krista Jandasek	REP	1,419	1,227	2,646	
Al Prieur	REP	1,068	897	1,965	
Total Votes		2,487	2,124	4,611	
		Election Day	AV Counting Boards	Total	
Unresolved Write-In		2	0	2	

Bedford Township Trustee (REP) (Vote for 4) REP

Precincts Reported: 14 of 14 (100.00%)

	Election Day	AV Counting	Total	
Times Cast	3,590	5,330	8,920 / 27,139	32.87%

Candidate	Party	Election Day	AV Counting Boards	Total
Matthew J. Angerer	REP	911	762	1,673
Todd C. Bruning	REP	1,534	996	2,530
Joe Gore	REP	931	744	1,675
James (Jim) E. Krieger	REP	534	633	1,167
Matt Maraugh	REP	901	758	1,659
Craig Montri	REP	1,542	1,270	2,812
Cassie Mullins	REP	768	744	1,512
Rick Steiner	REP	1,130	1,271	2,401
Total Votes		8,251	7,178	15,429

	Election Day	AV Counting Boards	Total
Unresolved Write-In	17	8	25

Bedford Township Park Commissioner (REP) (Vote for 5) REP

Precincts Reported: 14 of 14 (100.00%)

	Election Day	AV Counting	Total	
Times Cast	3,590	5,330	8,920 / 27,139	32.87%

Candidate	Party	Election Day	AV Counting Boards	Total
Aaron Adler	REP	1,347	1,257	2,604
Andrew Brenot	REP	1,186	1,193	2,379
Christopher D. Schlegel	REP	1,240	1,223	2,463
Total Votes		3,773	3,673	7,446

	Election Day	AV Counting Boards	Total
Unresolved Write-In	133	46	179

Berlin Township Supervisor (REP) (Vote for 1) REP

Precincts Reported: 4 of 4 (100.00%)

	Election Day	AV Counting	Total	
Times Cast	2,164	0	2,164 / 7,782	27.81%

Candidate	Party	Election Day	AV Counting Boards	Total
Total Votes		0	0	0

	Election Day	AV Counting Boards	Total
Unresolved Write-In	107	0	107

Berlin Township Clerk (REP) (Vote for 1) REP

Precincts Reported: 4 of 4 (100.00%)

		Election Day	AV Counting	Total	
Times Cast		2,164	0	2,164 / 7,782	27.81%
Candidate	Party	Election Day	AV Counting Boards	Total	
Total Votes		0	0	0	
		Election Day	AV Counting Boards	Total	
Unresolved Write-In		100	0	100	

Berlin Township Treasurer (REP) (Vote for 1) REP

Precincts Reported: 4 of 4 (100.00%)

		Election Day	AV Counting	Total	
Times Cast		2,164	0	2,164 / 7,782	27.81%
Candidate	Party	Election Day	AV Counting Boards	Total	
Total Votes		0	0	0	
		Election Day	AV Counting Boards	Total	
Unresolved Write-In		96	0	96	

Berlin Township Trustee (REP) (Vote for 4) REP

Precincts Reported: 4 of 4 (100.00%)

		Election Day	AV Counting	Total	
Times Cast		2,164	0	2,164 / 7,782	27.81%
Candidate	Party	Election Day	AV Counting Boards	Total	
James R. Geiermann	REP	771	0	771	
John S. Sorovetz	REP	653	0	653	
Total Votes		1,424	0	1,424	
		Election Day	AV Counting Boards	Total	
Unresolved Write-In		7	0	7	

Dundee Township Supervisor (REP) (Vote for 1) REP

Precincts Reported: 3 of 3 (100.00%)

	Election Day	AV Counting	Total	
Times Cast	1,813	0	1,813 / 6,240	29.05%

Candidate	Party	Election Day	AV Counting Boards	Total
Total Votes		0	0	0

	Election Day	AV Counting Boards	Total
Unresolved Write-In	76	0	76

Dundee Township Clerk (REP) (Vote for 1) REP

Precincts Reported: 3 of 3 (100.00%)

	Election Day	AV Counting	Total	
Times Cast	1,813	0	1,813 / 6,240	29.05%

Candidate	Party	Election Day	AV Counting Boards	Total
Total Votes		0	0	0

	Election Day	AV Counting Boards	Total
Unresolved Write-In	67	0	67

Dundee Township Treasurer (REP) (Vote for 1) REP

Precincts Reported: 3 of 3 (100.00%)

	Election Day	AV Counting	Total	
Times Cast	1,813	0	1,813 / 6,240	29.05%

Candidate	Party	Election Day	AV Counting Boards	Total
Total Votes		0	0	0

	Election Day	AV Counting Boards	Total
Unresolved Write-In	63	0	63

Dundee Township Trustee (REP) (Vote for 4) REP

Precincts Reported: 3 of 3 (100.00%)

		Election Day	AV Counting	Total	
Times Cast		1,813	0	1,813 / 6,240	29.05%
Candidate	Party	Election Day	AV Counting Boards	Total	
Christian J. Horkey	REP	595	0	595	
Travis M. Horkey	REP	572	0	572	
Kenneth L. Jaworski	REP	613	0	613	
Total Votes		1,780	0	1,780	
		Election Day	AV Counting Boards	Total	
Unresolved Write-In		8	0	8	

Erie Township Supervisor (REP) (Vote for 1) REP

Precincts Reported: 2 of 2 (100.00%)

		Election Day	AV Counting	Total	
Times Cast		413	661	1,074 / 3,540	30.34%
Candidate	Party	Election Day	AV Counting Boards	Total	
Gary L. Wilmoth	REP	207	234	441	
Cory Yenor	REP	100	81	181	
Total Votes		307	315	622	
		Election Day	AV Counting Boards	Total	
Unresolved Write-In		0	1	1	

Erie Township Clerk (REP) (Vote for 1) REP

Precincts Reported: 2 of 2 (100.00%)

		Election Day	AV Counting	Total	
Times Cast		413	661	1,074 / 3,540	30.34%
Candidate	Party	Election Day	AV Counting Boards	Total	
Kim Cousino	REP	278	265	543	
Total Votes		278	265	543	
		Election Day	AV Counting Boards	Total	
Unresolved Write-In		1	2	3	

Erie Township Treasurer (REP) (Vote for 1) REP

Precincts Reported: 2 of 2 (100.00%)

		Election Day	AV Counting	Total	
Times Cast		413	661	1,074 / 3,540	30.34%
Candidate	Party	Election Day	AV Counting Boards	Total	
Cynthia Wisbon	REP	274	268	542	
Total Votes		274	268	542	
		Election Day	AV Counting Boards	Total	
Unresolved Write-In		1	0	1	

Erie Township Trustee (REP) (Vote for 2) REP

Precincts Reported: 2 of 2 (100.00%)

		Election Day	AV Counting	Total	
Times Cast		413	661	1,074 / 3,540	30.34%
Candidate	Party	Election Day	AV Counting Boards	Total	
Steve Mishka	REP	251	230	481	
Total Votes		251	230	481	
		Election Day	AV Counting Boards	Total	
Unresolved Write-In		1	2	3	

Erie Township Park Commissioner (REP) (Vote for 5) REP

Precincts Reported: 2 of 2 (100.00%)

		Election Day	AV Counting	Total	
Times Cast		413	661	1,074 / 3,540	30.34%
Candidate	Party	Election Day	AV Counting Boards	Total	
Diane Marie LaPlante	REP	184	205	389	
Jennifer Mishka	REP	156	184	340	
Total Votes		340	389	729	
		Election Day	AV Counting Boards	Total	
Unresolved Write-In		0	0	0	

Exeter Township Supervisor (REP) (Vote for 1) REP

Precincts Reported: 2 of 2 (100.00%)

	Election Day	AV Counting	Total	
Times Cast	871	0	871 / 3,134	27.79%

Candidate	Party	Election Day	AV Counting Boards	Total
Total Votes		0	0	0

	Election Day	AV Counting Boards	Total
Unresolved Write-In	29	0	29

Exeter Township Clerk (REP) (Vote for 1) REP

Precincts Reported: 2 of 2 (100.00%)

	Election Day	AV Counting	Total	
Times Cast	871	0	871 / 3,134	27.79%

Candidate	Party	Election Day	AV Counting Boards	Total
Total Votes		0	0	0

	Election Day	AV Counting Boards	Total
Unresolved Write-In	28	0	28

Exeter Township Treasurer (REP) (Vote for 1) REP

Precincts Reported: 2 of 2 (100.00%)

	Election Day	AV Counting	Total	
Times Cast	871	0	871 / 3,134	27.79%

Candidate	Party	Election Day	AV Counting Boards	Total
Total Votes		0	0	0

	Election Day	AV Counting Boards	Total
Unresolved Write-In	29	0	29

Exeter Township Trustee (REP) (Vote for 2) REP

Precincts Reported: 2 of 2 (100.00%)

	Election Day	AV Counting	Total	
Times Cast	871	0	871 / 3,134	27.79%

Candidate	Party	Election Day	AV Counting Boards	Total
Philip E. Bruck	REP	277	0	277
Anne Kleinow	REP	220	0	220
Mark T. Kohlman	REP	183	0	183
Total Votes		680	0	680

	Election Day	AV Counting Boards	Total
Unresolved Write-In	2	0	2

Frenchtown Township Supervisor (REP) (Vote for 1) REP

Precincts Reported: 9 of 9 (100.00%)

	Election Day	AV Counting	Total	
Times Cast	1,443	3,218	4,661 / 16,083	28.98%

Candidate	Party	Election Day	AV Counting Boards	Total
Alan VanWashenova	REP	956	998	1,954
Total Votes		956	998	1,954

	Election Day	AV Counting Boards	Total
Unresolved Write-In	6	5	11

Frenchtown Township Clerk (REP) (Vote for 1) REP

Precincts Reported: 9 of 9 (100.00%)

	Election Day	AV Counting	Total	
Times Cast	1,443	3,218	4,661 / 16,083	28.98%

Candidate	Party	Election Day	AV Counting Boards	Total
Kyle Bryant	REP	664	738	1,402
Christopher VanWashenova	REP	359	394	753
Total Votes		1,023	1,132	2,155

	Election Day	AV Counting Boards	Total
Unresolved Write-In	4	1	5

Frenchtown Township Treasurer (REP) (Vote for 1) REP

Precincts Reported: 9 of 9 (100.00%)

	Election Day	AV Counting	Total	
Times Cast	1,443	3,218	4,661 / 16,083	28.98%

Candidate	Party	Election Day	AV Counting Boards	Total
Total Votes		0	0	0

	Election Day	AV Counting Boards	Total
Unresolved Write-In	85	48	133

Frenchtown Township Trustee (REP) (Vote for 4) REP

Precincts Reported: 9 of 9 (100.00%)

	Election Day	AV Counting	Total	
Times Cast	1,443	3,218	4,661 / 16,083	28.98%

Candidate	Party	Election Day	AV Counting Boards	Total
Christiaan Carlton	REP	484	594	1,078
Chris Collins	REP	636	642	1,278
Ignazio Cuccia	REP	398	485	883
Gary D. Klemz	REP	644	768	1,412
Matthew Rimel	REP	573	599	1,172
Total Votes		2,735	3,088	5,823

	Election Day	AV Counting Boards	Total
Unresolved Write-In	9	11	20

Frenchtown Township Constable (REP) (Vote for 2) REP

Precincts Reported: 9 of 9 (100.00%)

	Election Day	AV Counting	Total	
Times Cast	1,443	3,218	4,661 / 16,083	28.98%

Candidate	Party	Election Day	AV Counting Boards	Total
Total Votes		0	0	0

	Election Day	AV Counting Boards	Total
Unresolved Write-In	115	61	176

Ida Township Supervisor (REP) (Vote for 1) REP

Precincts Reported: 2 of 2 (100.00%)

	Election Day	AV Counting	Total	
Times Cast	565	740	1,305 / 4,048	32.24%

Candidate	Party	Election Day	AV Counting Boards	Total
Paul R. Metz	REP	403	309	712
Total Votes		403	309	712

	Election Day	AV Counting Boards	Total
Unresolved Write-In	2	1	3

Ida Township Clerk (REP) (Vote for 1) REP

Precincts Reported: 2 of 2 (100.00%)

	Election Day	AV Counting	Total	
Times Cast	565	740	1,305 / 4,048	32.24%

Candidate	Party	Election Day	AV Counting Boards	Total
Tera Shaffer	REP	403	303	706
Total Votes		403	303	706

	Election Day	AV Counting Boards	Total
Unresolved Write-In	0	0	0

Ida Township Treasurer (REP) (Vote for 1) REP

Precincts Reported: 2 of 2 (100.00%)

	Election Day	AV Counting	Total	
Times Cast	565	740	1,305 / 4,048	32.24%

Candidate	Party	Election Day	AV Counting Boards	Total
Sherry E. Hilkins	REP	367	291	658
Total Votes		367	291	658

	Election Day	AV Counting Boards	Total
Unresolved Write-In	1	0	1

Ida Township Trustee (REP) (Vote for 2) REP

Precincts Reported: 2 of 2 (100.00%)

		Election Day	AV Counting	Total	
Times Cast		565	740	1,305 / 4,048	32.24%
Candidate	Party	Election Day	AV Counting Boards	Total	
Elmer J. Bowman	REP	78	115	193	
Chris Curry	REP	229	154	383	
Tim F. Mata	REP	226	162	388	
Jim Thomson	REP	176	142	318	
Total Votes		709	573	1,282	
		Election Day	AV Counting	Total	
Unresolved Write-In		4	2	6	

Ida Township Constable (REP) (Vote for 1) REP

Precincts Reported: 2 of 2 (100.00%)

		Election Day	AV Counting	Total	
Times Cast		565	740	1,305 / 4,048	32.24%
Candidate	Party	Election Day	AV Counting Boards	Total	
Todd D. Hilkins	REP	344	261	605	
Total Votes		344	261	605	
		Election Day	AV Counting	Total	
Unresolved Write-In		5	1	6	

La Salle Township Supervisor (REP) (Vote for 1) REP

Precincts Reported: 2 of 2 (100.00%)

		Election Day	AV Counting	Total	
Times Cast		578	873	1,451 / 3,956	36.68%
Candidate	Party	Election Day	AV Counting Boards	Total	
Aaron Goldsmith	REP	269	269	538	
Diane Harvey	REP	167	159	326	
Total Votes		436	428	864	
		Election Day	AV Counting	Total	
Unresolved Write-In		2	1	3	

La Salle Township Clerk (REP) (Vote for 1) REP

Precincts Reported: 2 of 2 (100.00%)

		Election Day	AV Counting	Total	
Times Cast		578	873	1,451 / 3,956	36.68%
Candidate	Party	Election Day	AV Counting Boards	Total	
LaDeana M. Morr	REP	377	370	747	
Total Votes		377	370	747	
		Election Day	AV Counting Boards	Total	
Unresolved Write-In		0	0	0	

La Salle Township Treasurer (REP) (Vote for 1) REP

Precincts Reported: 2 of 2 (100.00%)

		Election Day	AV Counting	Total	
Times Cast		578	873	1,451 / 3,956	36.68%
Candidate	Party	Election Day	AV Counting Boards	Total	
Julie Durocher	REP	255	283	538	
Sarah A. Smith	REP	169	149	318	
Total Votes		424	432	856	
		Election Day	AV Counting Boards	Total	
Unresolved Write-In		1	1	2	

La Salle Township Trustee (REP) (Vote for 2) REP

Precincts Reported: 2 of 2 (100.00%)

		Election Day	AV Counting	Total	
Times Cast		578	873	1,451 / 3,956	36.68%
Candidate	Party	Election Day	AV Counting Boards	Total	
David J. Anteau	REP	154	226	380	
Robert Copp	REP	93	52	145	
Jeff Davis	REP	147	132	279	
Thomas Rutledge	REP	172	167	339	
Bob Willis	REP	173	200	373	
Total Votes		739	777	1,516	
		Election Day	AV Counting Boards	Total	
Unresolved Write-In		1	2	3	

London Township Supervisor (REP) (Vote for 1) REP

Precincts Reported: 1 of 1 (100.00%)

		Election Day	AV Counting	Total	
Times Cast		834	0	834 / 2,498	33.39%
Candidate	Party	Election Day	AV Counting Boards	Total	
Gary Taepke	REP	130	0	130	
Penny Turner	REP	367	0	367	
Total Votes		497	0	497	
		Election Day	AV Counting Boards	Total	
Unresolved Write-In		2	0	2	

London Township Clerk (REP) (Vote for 1) REP

Precincts Reported: 1 of 1 (100.00%)

		Election Day	AV Counting	Total	
Times Cast		834	0	834 / 2,498	33.39%
Candidate	Party	Election Day	AV Counting Boards	Total	
Amanda Taepke	REP	242	0	242	
Total Votes		242	0	242	
		Election Day	AV Counting Boards	Total	
Unresolved Write-In		29	0	29	

London Township Treasurer (REP) (Vote for 1) REP

Precincts Reported: 1 of 1 (100.00%)

		Election Day	AV Counting	Total	
Times Cast		834	0	834 / 2,498	33.39%
Candidate	Party	Election Day	AV Counting Boards	Total	
Lisa Moore	REP	361	0	361	
Total Votes		361	0	361	
		Election Day	AV Counting Boards	Total	
Unresolved Write-In		4	0	4	

London Township Trustee (REP) (Vote for 2) REP

Precincts Reported: 1 of 1 (100.00%)

	Election Day	AV Counting	Total	
Times Cast	834	0	834 / 2,498	33.39%

Candidate	Party	Election Day	AV Counting Boards	Total
Daryl Nichols	REP	311	0	311
Michael J. Pinkowski	REP	271	0	271
Total Votes		582	0	582

	Election Day	AV Counting Boards	Total
Unresolved Write-In	6	0	6

Milan Township Supervisor (REP) (Vote for 1) REP

Precincts Reported: 1 of 1 (100.00%)

	Election Day	AV Counting	Total	
Times Cast	451	0	451 / 1,397	32.28%

Candidate	Party	Election Day	AV Counting Boards	Total
Phil Heath	REP	220	0	220
Total Votes		220	0	220

	Election Day	AV Counting Boards	Total
Unresolved Write-In	0	0	0

Milan Township Clerk (REP) (Vote for 1) REP

Precincts Reported: 1 of 1 (100.00%)

	Election Day	AV Counting	Total	
Times Cast	451	0	451 / 1,397	32.28%

Candidate	Party	Election Day	AV Counting Boards	Total
Barbara J. Collins	REP	218	0	218
Total Votes		218	0	218

	Election Day	AV Counting Boards	Total
Unresolved Write-In	0	0	0

Milan Township Treasurer (REP) (Vote for 1) REP

Precincts Reported: 1 of 1 (100.00%)

		Election Day	AV Counting	Total	
Times Cast		451	0	451 / 1,397	32.28%
Candidate	Party	Election Day	AV Counting Boards	Total	
Joel Gotts	REP	215	0	215	
Total Votes		215	0	215	
		Election Day	AV Counting Boards	Total	
Unresolved Write-In		0	0	0	

Milan Township Trustee (REP) (Vote for 2) REP

Precincts Reported: 1 of 1 (100.00%)

		Election Day	AV Counting	Total	
Times Cast		451	0	451 / 1,397	32.28%
Candidate	Party	Election Day	AV Counting Boards	Total	
Total Votes		0	0	0	
		Election Day	AV Counting Boards	Total	
Unresolved Write-In		17	0	17	

Monroe Township Supervisor (REP) (Vote for 1) REP

Precincts Reported: 6 of 6 (100.00%)

		Election Day	AV Counting	Total	
Times Cast		904	2,196	3,100 / 19,779	15.67%
Candidate	Party	Election Day	AV Counting Boards	Total	
Wayne L. Blank Sr.	REP	519	557	1,076	
Total Votes		519	557	1,076	
		Election Day	AV Counting Boards	Total	
Unresolved Write-In		7	6	13	

Monroe Township Clerk (REP) (Vote for 1) REP

Precincts Reported: 6 of 6 (100.00%)

	Election Day	AV Counting	Total	
Times Cast	904	2,196	3,100 / 19,779	15.67%

Candidate	Party	Election Day	AV Counting Boards	Total
Christina Smith	REP	529	594	1,123
Total Votes		529	594	1,123

	Election Day	AV Counting Boards	Total
Unresolved Write-In	5	4	9

Monroe Township Treasurer (REP) (Vote for 1) REP

Precincts Reported: 6 of 6 (100.00%)

	Election Day	AV Counting	Total	
Times Cast	904	2,196	3,100 / 19,779	15.67%

Candidate	Party	Election Day	AV Counting Boards	Total
Total Votes		0	0	0

	Election Day	AV Counting Boards	Total
Unresolved Write-In	73	30	103

Monroe Township Trustee (REP) (Vote for 4) REP

Precincts Reported: 6 of 6 (100.00%)

	Election Day	AV Counting	Total	
Times Cast	904	2,196	3,100 / 19,779	15.67%

Candidate	Party	Election Day	AV Counting Boards	Total
Terrance Guido Gerin	REP	261	286	547
Guy Howe	REP	282	342	624
Richard A. Janssens	REP	334	443	777
John Manor	REP	391	505	896
Kevin Raymo	REP	358	431	789
Total Votes		1,626	2,007	3,633

	Election Day	AV Counting Boards	Total
Unresolved Write-In	3	3	6

Raisinville Township Supervisor (REP) (Vote for 1) REP

Precincts Reported: 2 of 2 (100.00%)

	Election Day	AV Counting	Total	
Times Cast	512	1,112	1,624 / 5,060	32.09%

Candidate	Party	Election Day	AV Counting Boards	Total
Total Votes		0	0	0

	Election Day	AV Counting Boards	Total
Unresolved Write-In	41	30	71

Raisinville Township Clerk (REP) (Vote for 1) REP

Precincts Reported: 2 of 2 (100.00%)

	Election Day	AV Counting	Total	
Times Cast	512	1,112	1,624 / 5,060	32.09%

Candidate	Party	Election Day	AV Counting Boards	Total
Brenda K. Fetterly	REP	322	394	716
Total Votes		322	394	716

	Election Day	AV Counting Boards	Total
Unresolved Write-In	0	1	1

Raisinville Township Treasurer (REP) (Vote for 1) REP

Precincts Reported: 2 of 2 (100.00%)

	Election Day	AV Counting	Total	
Times Cast	512	1,112	1,624 / 5,060	32.09%

Candidate	Party	Election Day	AV Counting Boards	Total
Rosemarie L. Meyer	REP	325	398	723
Total Votes		325	398	723

	Election Day	AV Counting Boards	Total
Unresolved Write-In	0	0	0

Raisinville Township Trustee (REP) (Vote for 2) REP

Precincts Reported: 2 of 2 (100.00%)

		Election Day	AV Counting	Total	
Times Cast		512	1,112	1,624 / 5,060	32.09%
Candidate	Party	Election Day	AV Counting Boards	Total	
Michael E. Jaworski	REP	236	328	564	
Thomas G. Woelmer	REP	254	346	600	
Total Votes		490	674	1,164	
		Election Day	AV Counting Boards	Total	
Unresolved Write-In		0	0	0	

Raisinville Township Constable (REP) (Vote for 1) REP

Precincts Reported: 2 of 2 (100.00%)

		Election Day	AV Counting	Total	
Times Cast		512	1,112	1,624 / 5,060	32.09%
Candidate	Party	Election Day	AV Counting Boards	Total	
Jerry Kuehnlein, Jr.	REP	309	371	680	
Total Votes		309	371	680	
		Election Day	AV Counting Boards	Total	
Unresolved Write-In		0	2	2	

Summerfield Township Supervisor (REP) (Vote for 1) REP

Precincts Reported: 1 of 1 (100.00%)

		Election Day	AV Counting	Total	
Times Cast		984	0	984 / 2,453	40.11%
Candidate	Party	Election Day	AV Counting Boards	Total	
John R. Chandler	REP	299	0	299	
Dominic Lucarelli	REP	360	0	360	
Total Votes		659	0	659	
		Election Day	AV Counting Boards	Total	
Unresolved Write-In		1	0	1	

Summerfield Township Clerk (REP) (Vote for 1) REP

Precincts Reported: 1 of 1 (100.00%)

		Election Day	AV Counting	Total	
Times Cast		984	0	984 / 2,453	40.11%
Candidate	Party	Election Day	AV Counting Boards	Total	
Trudy L. Goodin	REP	593	0	593	
Total Votes		593	0	593	
		Election Day	AV Counting Boards	Total	
Unresolved Write-In		2	0	2	

Summerfield Township Treasurer (REP) (Vote for 1) REP

Precincts Reported: 1 of 1 (100.00%)

		Election Day	AV Counting	Total	
Times Cast		984	0	984 / 2,453	40.11%
Candidate	Party	Election Day	AV Counting Boards	Total	
Joan E. Wiederhold	REP	583	0	583	
Total Votes		583	0	583	
		Election Day	AV Counting Boards	Total	
Unresolved Write-In		2	0	2	

Summerfield Township Trustee (REP) (Vote for 2) REP

Precincts Reported: 1 of 1 (100.00%)

		Election Day	AV Counting	Total	
Times Cast		984	0	984 / 2,453	40.11%
Candidate	Party	Election Day	AV Counting Boards	Total	
James A. Seegert II	REP	351	0	351	
Mark R. Strahan	REP	365	0	365	
Blaine Wagner	REP	278	0	278	
Total Votes		994	0	994	
		Election Day	AV Counting Boards	Total	
Unresolved Write-In		3	0	3	

Summerfield Township Constable (REP) (Vote for 2) REP

Precincts Reported: 1 of 1 (100.00%)

	Election Day	AV Counting	Total	
Times Cast	984	0	984 / 2,453	40.11%

Candidate	Party	Election Day	AV Counting Boards	Total
Benson Hoffman	REP	315	0	315
Michael Iott	REP	471	0	471
Total Votes		786	0	786

	Election Day	AV Counting Boards	Total
Unresolved Write-In	4	0	4

Whiteford Township Supervisor (REP) (Vote for 1) REP

Precincts Reported: 2 of 2 (100.00%)

	Election Day	AV Counting	Total	
Times Cast	383	520	903 / 3,831	23.57%

Candidate	Party	Election Day	AV Counting Boards	Total
Walter Ruhl	REP	220	200	420
Total Votes		220	200	420

	Election Day	AV Counting Boards	Total
Unresolved Write-In	9	3	12

Whiteford Township Clerk (REP) (Vote for 1) REP

Precincts Reported: 2 of 2 (100.00%)

	Election Day	AV Counting	Total	
Times Cast	383	520	903 / 3,831	23.57%

Candidate	Party	Election Day	AV Counting Boards	Total
Angela Christensen	REP	252	224	476
Total Votes		252	224	476

	Election Day	AV Counting Boards	Total
Unresolved Write-In	1	2	3

Whiteford Township Treasurer (REP) (Vote for 1) REP

Precincts Reported: 2 of 2 (100.00%)

		Election Day	AV Counting	Total	
Times Cast		383	520	903 / 3,831	23.57%
Candidate	Party	Election Day	AV Counting Boards	Total	
Timothy J. Hill	REP	248	224	472	
Total Votes		248	224	472	
		Election Day	AV Counting Boards	Total	
Unresolved Write-In		2	0	2	

Whiteford Township Trustee (REP) (Vote for 2) REP

Precincts Reported: 2 of 2 (100.00%)

		Election Day	AV Counting	Total	
Times Cast		383	520	903 / 3,831	23.57%
Candidate	Party	Election Day	AV Counting Boards	Total	
Donald Sahloff	REP	245	218	463	
Total Votes		245	218	463	
		Election Day	AV Counting Boards	Total	
Unresolved Write-In		14	9	23	

Ash Township, Precinct 1 Delegate (REP) (Vote for 5) REP

Precincts Reported: 1 of 1 (100.00%)

		Election Day	AV Counting	Total	
Times Cast		664	0	664 / 2,298	28.89%
Candidate	Party	Election Day	AV Counting Boards	Total	
Dawn Asper	REP	246	0	246	
Michelle Nicole Bell	REP	200	0	200	
Total Votes		446	0	446	
		Election Day	AV Counting Boards	Total	
Unresolved Write-In		1	0	1	

Ash Township, Precinct 2 Delegate (REP) (Vote for 6) REP

Precincts Reported: 1 of 1 (100.00%)

	Election Day	AV Counting	Total	
Times Cast	732	0	732 / 2,256	32.45%

Candidate	Party	Election Day	AV Counting Boards	Total
Cameron Gaynier	REP	256	0	256
Jane F. Manor	REP	217	0	217
Total Votes		473	0	473

	Election Day	AV Counting Boards	Total
Unresolved Write-In	6	0	6

Ash Township, Precinct 3 Delegate (REP) (Vote for 5) REP

Precincts Reported: 1 of 1 (100.00%)

	Election Day	AV Counting	Total	
Times Cast	593	0	593 / 1,846	32.12%

Candidate	Party	Election Day	AV Counting Boards	Total
Total Votes		0	0	0

	Election Day	AV Counting Boards	Total
Unresolved Write-In	38	0	38

City of Luna Pier, Precinct 1 Delegate (REP) (Vote for 2) REP

Precincts Reported: 1 of 1 (100.00%)

	Election Day	AV Counting	Total	
Times Cast	372	0	372 / 1,165	31.93%

Candidate	Party	Election Day	AV Counting Boards	Total
Amanda Welton	REP	102	0	102
Derrick Welton	REP	106	0	106
Total Votes		208	0	208

	Election Day	AV Counting Boards	Total
Unresolved Write-In	3	0	3

City of Milan, Precinct 1 Delegate (REP) (Vote for 3) REP

Precincts Reported: 1 of 1 (100.00%)

		Election Day	AV Counting	Total	
Times Cast		423	0	423 / 1,676	25.24%
Candidate	Party	Election Day	AV Counting Boards	Total	
Total Votes		0	0	0	
		Election Day	AV Counting Boards	Total	
Unresolved Write-In		17	0	17	

City of Monroe, Precinct 1 Delegate (REP) (Vote for 4) REP

Precincts Reported: 1 of 1 (100.00%)

		Election Day	AV Counting	Total	
Times Cast		158	450	608 / 2,816	21.59%
Candidate	Party	Election Day	AV Counting Boards	Total	
William Kipf	REP	71	97	168	
Jesse Stanford	REP	55	78	133	
Susan M. Troxell	REP	48	80	128	
Total Votes		174	255	429	
		Election Day	AV Counting Boards	Total	
Unresolved Write-In		0	0	0	

City of Monroe, Precinct 2 Delegate (REP) (Vote for 3) REP

Precincts Reported: 1 of 1 (100.00%)

		Election Day	AV Counting	Total	
Times Cast		180	307	487 / 2,579	18.88%
Candidate	Party	Election Day	AV Counting Boards	Total	
David Richard Strauss	REP	96	72	168	
Total Votes		96	72	168	
		Election Day	AV Counting Boards	Total	
Unresolved Write-In		2	1	3	

City of Monroe, Precinct 3N Delegate (REP) (Vote for 2) REP

Precincts Reported: 1 of 1 (100.00%)

		Election Day	AV Counting	Total	
Times Cast		116	172	288 / 1,319	21.83%
Candidate	Party	Election Day	AV Counting Boards	Total	
Total Votes		0	0	0	
		Election Day	AV Counting Boards	Total	
Unresolved Write-In		29	19	48	

City of Monroe, Precinct 3S Delegate (REP) (Vote for 1) REP

Precincts Reported: 1 of 1 (100.00%)

		Election Day	AV Counting	Total	
Times Cast		88	125	213 / 1,504	14.16%
Candidate	Party	Election Day	AV Counting Boards	Total	
Total Votes		0	0	0	
		Election Day	AV Counting Boards	Total	
Unresolved Write-In		13	10	23	

City of Monroe, Precinct 4 Delegate (REP) (Vote for 4) REP

Precincts Reported: 1 of 1 (100.00%)

		Election Day	AV Counting	Total	
Times Cast		283	589	872 / 2,825	30.87%
Candidate	Party	Election Day	AV Counting Boards	Total	
Margaret R. Bellino	REP	143	120	263	
Michelle Germani	REP	103	97	200	
Cathy Johnson	REP	97	91	188	
Norm Johnson	REP	91	82	173	
Connie J. Tyrrell	REP	74	68	142	
Total Votes		508	458	966	
		Election Day	AV Counting Boards	Total	
Unresolved Write-In		1	0	1	

City of Monroe, Precinct 5 Delegate (REP) (Vote for 4) REP

Precincts Reported: 1 of 1 (100.00%)

		Election Day	AV Counting	Total	
Times Cast		226	730	956 / 2,844	33.61%
Candidate	Party	Election Day	AV Counting Boards	Total	
Donna Cherba	REP	65	78	143	
Rebecca L. Hicks	REP	81	115	196	
Glenda C. Kennon	REP	70	96	166	
Angela M. O'Rourke	REP	65	101	166	
Carol A. Ratz	REP	69	104	173	
Total Votes		350	494	844	
		Election Day	AV Counting Boards	Total	
Unresolved Write-In		2	1	3	

City of Monroe, Precinct 6 Delegate (REP) (Vote for 4) REP

Precincts Reported: 1 of 1 (100.00%)

		Election Day	AV Counting	Total	
Times Cast		212	480	692 / 2,515	27.51%
Candidate	Party	Election Day	AV Counting Boards	Total	
Yvonne Gnaedinger	REP	71	95	166	
Scott Hughes	REP	85	106	191	
Laurie Sullivan	REP	71	97	168	
Total Votes		227	298	525	
		Election Day	AV Counting Boards	Total	
Unresolved Write-In		1	2	3	

City of Petersburg, Precinct 1 Delegate (REP) (Vote for 2) REP

Precincts Reported: 1 of 1 (100.00%)

		Election Day	AV Counting	Total	
Times Cast		268	0	268 / 894	29.98%
Candidate	Party	Election Day	AV Counting Boards	Total	
Total Votes		0	0	0	
		Election Day	AV Counting Boards	Total	
Unresolved Write-In		16	0	16	

Bedford Township, Precinct 1 Delegate (REP) (Vote for 3) REP

Precincts Reported: 1 of 1 (100.00%)

	Election Day	AV Counting	Total	
Times Cast	169	169	338 / 1,194	28.31%

Candidate	Party	Election Day	AV Counting Boards	Total
Angela Mills	REP	95	64	159
Total Votes		95	64	159

	Election Day	AV Counting Boards	Total
Unresolved Write-In	0	0	0

Bedford Township, Precinct 2 Delegate (REP) (Vote for 5) REP

Precincts Reported: 1 of 1 (100.00%)

	Election Day	AV Counting	Total	
Times Cast	246	395	641 / 1,942	33.01%

Candidate	Party	Election Day	AV Counting Boards	Total
Total Votes		0	0	0

	Election Day	AV Counting Boards	Total
Unresolved Write-In	3	1	4

Bedford Township, Precinct 3 Delegate (REP) (Vote for 4) REP

Precincts Reported: 1 of 1 (100.00%)

	Election Day	AV Counting	Total	
Times Cast	288	300	588 / 1,854	31.72%

Candidate	Party	Election Day	AV Counting Boards	Total
Daniel L. Roth	REP	157	69	226
Total Votes		157	69	226

	Election Day	AV Counting Boards	Total
Unresolved Write-In	1	3	4

Bedford Township, Precinct 4 Delegate (REP) (Vote for 5) REP

Precincts Reported: 1 of 1 (100.00%)

		Election Day	AV Counting	Total	
Times Cast		283	480	763 / 2,324	32.83%
Candidate	Party	Election Day	AV Counting Boards	Total	
Total Votes		0	0	0	
		Election Day	AV Counting Boards	Total	
Unresolved Write-In		11	12	23	

Bedford Township, Precinct 5 Delegate (REP) (Vote for 5) REP

Precincts Reported: 1 of 1 (100.00%)

		Election Day	AV Counting	Total	
Times Cast		250	397	647 / 2,258	28.65%
Candidate	Party	Election Day	AV Counting Boards	Total	
Total Votes		0	0	0	
		Election Day	AV Counting Boards	Total	
Unresolved Write-In		1	1	2	

Bedford Township, Precinct 6 Delegate (REP) (Vote for 6) REP

Precincts Reported: 1 of 1 (100.00%)

		Election Day	AV Counting	Total	
Times Cast		407	530	937 / 2,498	37.51%
Candidate	Party	Election Day	AV Counting Boards	Total	
Total Votes		0	0	0	
		Election Day	AV Counting Boards	Total	
Unresolved Write-In		4	6	10	

Bedford Township, Precinct 7 Delegate (REP) (Vote for 5) REP

Precincts Reported: 1 of 1 (100.00%)

		Election Day	AV Counting	Total	
Times Cast		263	476	739 / 1,943	38.03%
Candidate	Party	Election Day	AV Counting Boards	Total	
Total Votes		0	0	0	
		Election Day	AV Counting Boards	Total	
Unresolved Write-In		9	3	12	

Bedford Township, Precinct 8 Delegate (REP) (Vote for 5) REP

Precincts Reported: 1 of 1 (100.00%)

	Election Day	AV Counting	Total	
Times Cast	291	523	814 / 2,077	39.19%

Candidate	Party	Election Day	AV Counting Boards	Total
R. LaMar Frederick	REP	144	181	325
Total Votes		144	181	325

	Election Day	AV Counting Boards	Total
Unresolved Write-In	0	0	0

Bedford Township, Precinct 9 Delegate (REP) (Vote for 4) REP

Precincts Reported: 1 of 1 (100.00%)

	Election Day	AV Counting	Total	
Times Cast	190	345	535 / 1,285	41.63%

Candidate	Party	Election Day	AV Counting Boards	Total
Total Votes		0	0	0

	Election Day	AV Counting Boards	Total
Unresolved Write-In	6	1	7

Bedford Township, Precinct 10 Delegate (REP) (Vote for 4) REP

Precincts Reported: 1 of 1 (100.00%)

	Election Day	AV Counting	Total	
Times Cast	192	278	470 / 1,365	34.43%

Candidate	Party	Election Day	AV Counting Boards	Total
Jamie Clements	REP	85	78	163
Tom Clements	REP	85	73	158
Thomas Clements	REP	72	70	142
Total Votes		242	221	463

	Election Day	AV Counting Boards	Total
Unresolved Write-In	1	0	1

Bedford Township, Precinct 11 Delegate (REP) (Vote for 6) REP

Precincts Reported: 1 of 1 (100.00%)

	Election Day	AV Counting	Total	
Times Cast	356	449	805 / 2,454	32.80%

Candidate	Party	Election Day	AV Counting Boards	Total
Total Votes		0	0	0

	Election Day	AV Counting Boards	Total
Unresolved Write-In	6	7	13

Bedford Township, Precinct 12 Delegate (REP) (Vote for 4) REP

Precincts Reported: 1 of 1 (100.00%)

	Election Day	AV Counting	Total	
Times Cast	218	360	578 / 1,736	33.29%

Candidate	Party	Election Day	AV Counting Boards	Total
James Edward Krieger	REP	78	72	150
Mary Kay Thayer	REP	99	102	201
Total Votes		177	174	351

	Election Day	AV Counting Boards	Total
Unresolved Write-In	0	0	0

Bedford Township, Precinct 13 Delegate (REP) (Vote for 5) REP

Precincts Reported: 1 of 1 (100.00%)

	Election Day	AV Counting	Total	
Times Cast	292	370	662 / 1,997	33.15%

Candidate	Party	Election Day	AV Counting Boards	Total
Total Votes		0	0	0

	Election Day	AV Counting Boards	Total
Unresolved Write-In	15	4	19

Bedford Township, Precinct 14 Delegate (REP) (Vote for 3) REP

Precincts Reported: 1 of 1 (100.00%)

	Election Day	AV Counting	Total	
Times Cast	145	258	403 / 2,212	18.22%

Candidate	Party	Election Day	AV Counting Boards	Total
Rick Steiner	REP	64	64	128
Total Votes		64	64	128

	Election Day	AV Counting Boards	Total
Unresolved Write-In	0	0	0

Berlin Township, Precinct 1 Delegate (REP) (Vote for 4) REP

Precincts Reported: 1 of 1 (100.00%)

	Election Day	AV Counting	Total	
Times Cast	444	0	444 / 2,040	21.76%

Candidate	Party	Election Day	AV Counting Boards	Total
Total Votes		0	0	0

	Election Day	AV Counting Boards	Total
Unresolved Write-In	16	0	16

Berlin Township, Precinct 2 Delegate (REP) (Vote for 6) REP

Precincts Reported: 1 of 1 (100.00%)

	Election Day	AV Counting	Total	
Times Cast	731	0	731 / 2,563	28.52%

Candidate	Party	Election Day	AV Counting Boards	Total
Ronald Grose	REP	284	0	284
Total Votes		284	0	284

	Election Day	AV Counting Boards	Total
Unresolved Write-In	0	0	0

Berlin Township, Precinct 3 Delegate (REP) (Vote for 4) REP

Precincts Reported: 1 of 1 (100.00%)

		Election Day	AV Counting	Total	
Times Cast		407	0	407 / 1,200	33.92%
Candidate	Party	Election Day	AV Counting Boards	Total	
Total Votes		0	0	0	
		Election Day	AV Counting Boards	Total	
Unresolved Write-In		6	0	6	

Berlin Township, Precinct 4 Delegate (REP) (Vote for 5) REP

Precincts Reported: 1 of 1 (100.00%)

		Election Day	AV Counting	Total	
Times Cast		582	0	582 / 1,979	29.41%
Candidate	Party	Election Day	AV Counting Boards	Total	
James Geiermann	REP	192	0	192	
Paulette Geiermann	REP	176	0	176	
Total Votes		368	0	368	
		Election Day	AV Counting Boards	Total	
Unresolved Write-In		3	0	3	

Dundee Township, Precinct 1 Delegate (REP) (Vote for 3) REP

Precincts Reported: 1 of 1 (100.00%)

		Election Day	AV Counting	Total	
Times Cast		467	0	467 / 1,656	28.20%
Candidate	Party	Election Day	AV Counting Boards	Total	
Total Votes		0	0	0	
		Election Day	AV Counting Boards	Total	
Unresolved Write-In		19	0	19	

Dundee Township, Precinct 2 Delegate (REP) (Vote for 5) REP

Precincts Reported: 1 of 1 (100.00%)

	Election Day	AV Counting	Total	
Times Cast	654	0	654 / 2,178	30.03%
Candidate	Party	Election Day	AV Counting Boards	Total
Total Votes		0	0	0
	Election Day	AV Counting Boards	Total	
Unresolved Write-In	7	0	7	

Dundee Township, Precinct 3 Delegate (REP) (Vote for 5) REP

Precincts Reported: 1 of 1 (100.00%)

	Election Day	AV Counting	Total	
Times Cast	692	0	692 / 2,406	28.76%
Candidate	Party	Election Day	AV Counting Boards	Total
Steven Hill	REP	215	0	215
David C. Hoffman	REP	261	0	261
Elizabeth Rubel	REP	216	0	216
Total Votes		692	0	692
	Election Day	AV Counting Boards	Total	
Unresolved Write-In	5	0	5	

Erie Township, Precinct 1 Delegate (REP) (Vote for 5) REP

Precincts Reported: 1 of 1 (100.00%)

	Election Day	AV Counting	Total	
Times Cast	249	423	672 / 1,915	35.09%
Candidate	Party	Election Day	AV Counting Boards	Total
William T. Bruck	REP	70	104	174
Gary Wilmoth	REP	123	155	278
Total Votes		193	259	452
	Election Day	AV Counting Boards	Total	
Unresolved Write-In	6	3	9	

Erie Township, Precinct 2 Delegate (REP) (Vote for 3) REP

Precincts Reported: 1 of 1 (100.00%)

		Election Day	AV Counting	Total	
Times Cast		164	238	402 / 1,625	24.74%
Candidate	Party	Election Day	AV Counting Boards	Total	
Total Votes		0	0	0	
		Election Day	AV Counting Boards	Total	
Unresolved Write-In		10	4	14	

Exeter Township, Precinct 1 Delegate (REP) (Vote for 4) REP

Precincts Reported: 1 of 1 (100.00%)

		Election Day	AV Counting	Total	
Times Cast		396	0	396 / 1,359	29.14%
Candidate	Party	Election Day	AV Counting Boards	Total	
Connie E. Ammerman	REP	133	0	133	
Lorraine R. Fiedler	REP	112	0	112	
Total Votes		245	0	245	
		Election Day	AV Counting Boards	Total	
Unresolved Write-In		4	0	4	

Exeter Township, Precinct 2 Delegate (REP) (Vote for 6) REP

Precincts Reported: 1 of 1 (100.00%)

		Election Day	AV Counting	Total	
Times Cast		475	0	475 / 1,775	26.76%
Candidate	Party	Election Day	AV Counting Boards	Total	
James D. Hutchison	REP	152	0	152	
Susan J. Hutchison	REP	142	0	142	
Total Votes		294	0	294	
		Election Day	AV Counting Boards	Total	
Unresolved Write-In		3	0	3	

Frenchtown Township, Precinct 1 Delegate (REP) (Vote for 3) REP

Precincts Reported: 1 of 1 (100.00%)

	Election Day	AV Counting	Total	
Times Cast	126	181	307 / 1,233	24.90%

Candidate	Party	Election Day	AV Counting Boards	Total
Thomas P. Diaz	REP	64	55	119
Robert W. Krug	REP	55	48	103
Viola M. Krug	REP	48	48	96
Total Votes		167	151	318

	Election Day	AV Counting Boards	Total
Unresolved Write-In	0	0	0

Frenchtown Township, Precinct 2 Delegate (REP) (Vote for 3) REP

Precincts Reported: 1 of 1 (100.00%)

	Election Day	AV Counting	Total	
Times Cast	141	243	384 / 1,262	30.43%

Candidate	Party	Election Day	AV Counting Boards	Total
Total Votes		0	0	0

	Election Day	AV Counting Boards	Total
Unresolved Write-In	13	6	19

Frenchtown Township, Precinct 3 Delegate (REP) (Vote for 4) REP

Precincts Reported: 1 of 1 (100.00%)

	Election Day	AV Counting	Total	
Times Cast	151	314	465 / 1,363	34.12%

Candidate	Party	Election Day	AV Counting Boards	Total
Jeffrey Pitock	REP	79	85	164
Total Votes		79	85	164

	Election Day	AV Counting Boards	Total
Unresolved Write-In	1	0	1

Frenchtown Township, Precinct 4 Delegate (REP) (Vote for 4) REP

Precincts Reported: 1 of 1 (100.00%)

		Election Day	AV Counting	Total	
Times Cast		154	503	657 / 1,732	37.93%
Candidate	Party	Election Day	AV Counting Boards	Total	
Randy Richardville	REP	104	157	261	
Frank R. Spreeman	REP	64	110	174	
Gwenda F. Spreeman	REP	67	104	171	
Total Votes		235	371	606	
		Election Day	AV Counting Boards	Total	
Unresolved Write-In		3	0	3	

Frenchtown Township, Precinct 5 Delegate (REP) (Vote for 3) REP

Precincts Reported: 1 of 1 (100.00%)

		Election Day	AV Counting	Total	
Times Cast		139	278	417 / 2,444	17.06%
Candidate	Party	Election Day	AV Counting Boards	Total	
Kathleen Bressler	REP	94	52	146	
Total Votes		94	52	146	
		Election Day	AV Counting Boards	Total	
Unresolved Write-In		2	0	2	

Frenchtown Township, Precinct 6 Delegate (REP) (Vote for 4) REP

Precincts Reported: 1 of 1 (100.00%)

		Election Day	AV Counting	Total	
Times Cast		230	395	625 / 2,052	30.46%
Candidate	Party	Election Day	AV Counting Boards	Total	
Total Votes		0	0	0	
		Election Day	AV Counting Boards	Total	
Unresolved Write-In		33	9	42	

Frenchtown Township, Precinct 7 Delegate (REP) (Vote for 7) REP

Precincts Reported: 1 of 1 (100.00%)

	Election Day	AV Counting	Total	
Times Cast	238	767	1,005 / 3,031	33.16%

Candidate	Party	Election Day	AV Counting Boards	Total
Ralph Bach	REP	105	180	285
Wanda LaFen	REP	73	157	230
Sandra P. Stadler	REP	92	173	265
Total Votes		270	510	780

	Election Day	AV Counting Boards	Total
Unresolved Write-In	0	7	7

Frenchtown Township, Precinct 8 Delegate (REP) (Vote for 4) REP

Precincts Reported: 1 of 1 (100.00%)

	Election Day	AV Counting	Total	
Times Cast	175	313	488 / 1,611	30.29%

Candidate	Party	Election Day	AV Counting Boards	Total
Total Votes		0	0	0

	Election Day	AV Counting Boards	Total
Unresolved Write-In	29	4	33

Frenchtown Township, Precinct 9 Delegate (REP) (Vote for 2) REP

Precincts Reported: 1 of 1 (100.00%)

	Election Day	AV Counting	Total	
Times Cast	89	224	313 / 1,355	23.10%

Candidate	Party	Election Day	AV Counting Boards	Total
Autumn Barnett	REP	40	46	86
Christopher Barnett	REP	39	44	83
Total Votes		79	90	169

	Election Day	AV Counting Boards	Total
Unresolved Write-In	0	2	2

Ida Township, Precinct 1 Delegate (REP) (Vote for 6) REP

Precincts Reported: 1 of 1 (100.00%)

		Election Day	AV Counting	Total	
Times Cast		272	346	618 / 2,144	28.82%
Candidate	Party	Election Day	AV Counting Boards	Total	
Total Votes		0	0	0	
		Election Day	AV Counting Boards	Total	
Unresolved Write-In		7	12	19	

Ida Township, Precinct 2 Delegate (REP) (Vote for 5) REP

Precincts Reported: 1 of 1 (100.00%)

		Election Day	AV Counting	Total	
Times Cast		293	394	687 / 1,904	36.08%
Candidate	Party	Election Day	AV Counting Boards	Total	
Total Votes		0	0	0	
		Election Day	AV Counting Boards	Total	
Unresolved Write-In		14	8	22	

La Salle Township, Precinct 1 Delegate (REP) (Vote for 5) REP

Precincts Reported: 1 of 1 (100.00%)

		Election Day	AV Counting	Total	
Times Cast		253	419	672 / 1,788	37.58%
Candidate	Party	Election Day	AV Counting Boards	Total	
Total Votes		0	0	0	
		Election Day	AV Counting Boards	Total	
Unresolved Write-In		2	6	8	

La Salle Township, Precinct 2 Delegate (REP) (Vote for 6) REP

Precincts Reported: 1 of 1 (100.00%)

		Election Day	AV Counting	Total	
Times Cast		325	454	779 / 2,168	35.93%
Candidate	Party	Election Day	AV Counting Boards	Total	
Michael L. White	REP	197	166	363	
Total Votes		197	166	363	
		Election Day	AV Counting Boards	Total	
Unresolved Write-In		6	0	6	

London Township, Precinct 1 Delegate (REP) (Vote for 5) REP

Precincts Reported: 1 of 1 (100.00%)

		Election Day	AV Counting	Total	
Times Cast		834	0	834 / 2,498	33.39%
Candidate	Party	Election Day	AV Counting Boards	Total	
Total Votes		0	0	0	
		Election Day	AV Counting Boards	Total	
Unresolved Write-In		11	0	11	

Milan Township, Precinct 1 Delegate (REP) (Vote for 4) REP

Precincts Reported: 1 of 1 (100.00%)

		Election Day	AV Counting	Total	
Times Cast		451	0	451 / 1,397	32.28%
Candidate	Party	Election Day	AV Counting Boards	Total	
Austin Blaine	REP	194	0	194	
Total Votes		194	0	194	
		Election Day	AV Counting Boards	Total	
Unresolved Write-In		0	0	0	

Monroe Township, Precinct 1 Delegate (REP) (Vote for 3) REP

Precincts Reported: 1 of 1 (100.00%)

		Election Day	AV Counting	Total	
Times Cast		114	33B	452 / 1,471	30.73%
Candidate	Party	Election Day	AV Counting Boards	Total	
Candice Farrell	REP	49	79	128	
Total Votes		49	79	128	
		Election Day	AV Counting Boards	Total	
Unresolved Write-In		1	0	1	

Monroe Township, Precinct 2 Delegate (REP) (Vote for 2) REP

Precincts Reported: 1 of 1 (100.00%)

	Election Day	AV Counting	Total	
Times Cast	75	173	248 / 1,539	16.11%

Candidate	Party	Election Day	AV Counting Boards	Total
Total Votes		0	0	0

	Election Day	AV Counting Boards	Total
Unresolved Write-In	9	0	9

Monroe Township, Precinct 3 Delegate (REP) (Vote for 3) REP

Precincts Reported: 1 of 1 (100.00%)

	Election Day	AV Counting	Total	
Times Cast	146	308	454 / 1,109	40.94%

Candidate	Party	Election Day	AV Counting Boards	Total
John Manor	REP	74	71	145
Linda Manor	REP	58	69	127
Total Votes		132	140	272

	Election Day	AV Counting Boards	Total
Unresolved Write-In	6	2	8

Monroe Township, Precinct 4 Delegate (REP) (Vote for 4) REP

Precincts Reported: 1 of 1 (100.00%)

	Election Day	AV Counting	Total	
Times Cast	186	391	577 / 2,352	24.53%

Candidate	Party	Election Day	AV Counting Boards	Total
MaryLouise Allen	REP	95	91	186
Total Votes		95	91	186

	Election Day	AV Counting Boards	Total
Unresolved Write-In	2	0	2

Monroe Township, Precinct 5 Delegate (REP) (Vote for 6) REP

Precincts Reported: 1 of 1 (100.00%)

	Election Day	AV Counting	Total	
Times Cast	242	589	831 / 2,557	32.50%

Candidate	Party	Election Day	AV Counting Boards	Total
David G. Swartout	REP	177	176	353
Total Votes		177	176	353

	Election Day	AV Counting Boards	Total
Unresolved Write-In	5	6	11

Monroe Township, Precinct 6 Delegate (REP) (Vote for 5) REP

Precincts Reported: 1 of 1 (100.00%)

	Election Day	AV Counting	Total	
Times Cast	141	397	538 / 10,751	5.00%

Candidate	Party	Election Day	AV Counting Boards	Total
Cynthia Marcero	REP	61	85	146
Ruth Ann McPeck	REP	63	85	148
Jeffrey S. Osment	REP	68	101	169
Barbara Joyce Stroupe	REP	54	82	136
Total Votes		246	353	599

	Election Day	AV Counting Boards	Total
Unresolved Write-In	0	2	2

Raisinville Township, Precinct 1 Delegate (REP) (Vote for 7) REP

Precincts Reported: 1 of 1 (100.00%)

	Election Day	AV Counting	Total	
Times Cast	241	592	833 / 2,303	36.17%

Candidate	Party	Election Day	AV Counting Boards	Total
Dale Biniecki	REP	122	185	307
Reda D. Biniecki	REP	113	179	292
Mark Brant	REP	136	191	327
Richard Steckmeyer	REP	109	179	288
Total Votes		480	734	1,214

	Election Day	AV Counting Boards	Total
Unresolved Write-In	3	1	4

Raisinville Township, Precinct 2 Delegate (REP) (Vote for 7) REP

Precincts Reported: 1 of 1 (100.00%)

	Election Day	AV Counting	Total	
Times Cast	271	520	791 / 2,757	28.69%

Candidate	Party	Election Day	AV Counting Boards	Total
Ann Curry	REP	116	136	252
Dorothy L. Willis	REP	92	120	212
George Willis	REP	99	125	224
Cynthia L. Zorn	REP	122	137	259
Total Votes		429	518	947

	Election Day	AV Counting Boards	Total
Unresolved Write-In	3	3	6

Summerfield Township, Precinct 1 Delegate (REP) (Vote for 7) REP

Precincts Reported: 1 of 1 (100.00%)

	Election Day	AV Counting	Total	
Times Cast	984	0	984 / 2,453	40.11%

Candidate	Party	Election Day	AV Counting Boards	Total
Total Votes		0	0	0

	Election Day	AV Counting Boards	Total
Unresolved Write-In	13	0	13

Whiteford Township, Precinct 1 Delegate (REP) (Vote for 6) REP

Precincts Reported: 1 of 1 (100.00%)

	Election Day	AV Counting	Total	
Times Cast	213	305	518 / 2,071	25.01%

Candidate	Party	Election Day	AV Counting Boards	Total
Total Votes		0	0	0

	Election Day	AV Counting Boards	Total
Unresolved Write-In	1	0	1

Whiteford Township, Precinct 2 Delegate (REP) (Vote for 5) REP

Precincts Reported: 1 of 1 (100.00%)

		Election Day	AV Counting	Total	
Times Cast		170	215	385 / 1,760	21.88%
Candidate	Party	Election Day	AV Counting Boards	Total	
Total Votes		0	0	0	
		Election Day	AV Counting Boards	Total	
Unresolved Write-In		8	0	8	

County Library Millage Renewal Proposal (Vote for 1)

Precincts Reported: 64 of 64 (100.00%)

		Election Day	AV Counting	Total	
Times Cast		19,820	17,503	37,323 / 133,477	27.96%
Candidate	Party	Election Day	AV Counting Boards	Total	
Yes		10,723	10,672	21,395	
No		6,798	5,258	12,056	
Total Votes		17,521	15,930	33,451	
		Election Day	AV Counting Boards	Total	
Unresolved Write-In		0	0	0	

County Senior Citizen Renewal Proposal (Vote for 1)

Precincts Reported: 64 of 64 (100.00%)

		Election Day	AV Counting	Total	
Times Cast		19,820	17,503	37,323 / 133,477	27.96%
Candidate	Party	Election Day	AV Counting Boards	Total	
Yes		12,919	12,707	25,626	
No		4,611	3,246	7,857	
Total Votes		17,530	15,953	33,483	
		Election Day	AV Counting Boards	Total	
Unresolved Write-In		0	0	0	

County Fairview Funding Renewal Proposal (Vote for 1)

Precincts Reported: 64 of 64 (100.00%)

		Election Day	AV Counting	Total	
Times Cast		19,820	17,503	37,323 / 133,477	27.96%
Candidate	Party	Election Day	AV Counting Boards	Total	
Yes		10,973	11,377	22,350	
No		6,343	4,419	10,762	
Total Votes		17,316	15,796	33,112	
		Election Day	AV Counting Boards	Total	
Unresolved Write-In		0	0	0	

City of Luna Pier Charter Amendment Proposition (Vote for 1)

Precincts Reported: 1 of 1 (100.00%)

		Election Day	AV Counting	Total	
Times Cast		372	0	372 / 1,165	31.93%
Candidate	Party	Election Day	AV Counting Boards	Total	
Yes		199	0	199	
No		111	0	111	
Total Votes		310	0	310	
		Election Day	AV Counting Boards	Total	
Unresolved Write-In		0	0	0	

Ash Township Recycling Operation and Maintenance Proposition (Vote for 1)

Precincts Reported: 3 of 3 (100.00%)

		Election Day	AV Counting	Total	
Times Cast		1,989	0	1,989 / 6,400	31.08%
Candidate	Party	Election Day	AV Counting Boards	Total	
Yes		1,062	0	1,062	
No		695	0	695	
Total Votes		1,757	0	1,757	
		Election Day	AV Counting Boards	Total	
Unresolved Write-In		0	0	0	

Bedford Township Fire Protection Proposal (Vote for 1)

Precincts Reported: 14 of 14 (100.00%)

		Election Day	AV Counting	Total	
Times Cast		3,590	5,330	8,920 / 27,139	32.87%
Candidate	Party	Election Day	AV Counting Boards	Total	
Yes		2,215	3,465	5,680	
No		854	1,364	2,218	
Total Votes		3,069	4,829	7,898	
		Election Day	AV Counting Boards	Total	
Unresolved Write-In		0	0	0	

Dundee Township Proposed Fire Department Millage (Vote for 1)

Precincts Reported: 3 of 3 (100.00%)

		Election Day	AV Counting	Total	
Times Cast		1,813	0	1,813 / 6,240	29.05%
Candidate	Party	Election Day	AV Counting Boards	Total	
Yes		1,281	0	1,281	
No		410	0	410	
Total Votes		1,691	0	1,691	
		Election Day	AV Counting Boards	Total	
Unresolved Write-In		0	0	0	

Frenchtown Township Fire Department Additional Millage (Vote for 1)

Precincts Reported: 9 of 9 (100.00%)

		Election Day	AV Counting	Total	
Times Cast		1,443	3,218	4,661 / 16,083	28.98%
Candidate	Party	Election Day	AV Counting Boards	Total	
Yes		957	2,177	3,134	
No		382	810	1,192	
Total Votes		1,339	2,987	4,326	
		Election Day	AV Counting Boards	Total	
Unresolved Write-In		0	0	0	

Frenchtown Township Fire Department Millage Renewal (Vote for 1)

Precincts Reported: 9 of 9 (100.00%)

		Election Day	AV Counting	Total	
Times Cast		1,443	3,218	4,661 / 16,083	28.98%
Candidate	Party	Election Day	AV Counting Boards	Total	
Yes		947	2,200	3,147	
No		384	777	1,161	
Total Votes		1,331	2,977	4,308	
		Election Day	AV Counting Boards	Total	
Unresolved Write-In		0	0	0	

Frenchtown Township Renewal for LET Commission (Vote for 1)

Precincts Reported: 9 of 9 (100.00%)

		Election Day	AV Counting	Total	
Times Cast		1,443	3,218	4,661 / 16,083	28.98%
Candidate	Party	Election Day	AV Counting Boards	Total	
Yes		858	2,107	2,965	
No		464	858	1,322	
Total Votes		1,322	2,965	4,287	
		Election Day	AV Counting Boards	Total	
Unresolved Write-In		0	0	0	

Ida Township Fire Protection Millage Restoration Proposal (Vote for 1)

Precincts Reported: 2 of 2 (100.00%)

		Election Day	AV Counting	Total	
Times Cast		565	740	1,305 / 4,048	32.24%
Candidate	Party	Election Day	AV Counting Boards	Total	
Yes		397	566	963	
No		94	102	196	
Total Votes		491	668	1,159	
		Election Day	AV Counting Boards	Total	
Unresolved Write-In		0	0	0	

Milan Township Road Millage Restoration Proposal (Vote for 1)

Precincts Reported: 1 of 1 (100.00%)

		Election Day	AV Counting	Total	
Times Cast		451	0	451 / 1,397	32.28%
Candidate	Party	Election Day	AV Counting Boards	Total	
Yes		280	0	280	
No		127	0	127	
Total Votes		407	0	407	
		Election Day	AV Counting Boards	Total	
Unresolved Write-In		0	0	0	

Milan Township Supplemental Road Millage Proposal (Vote for 1)

Precincts Reported: 1 of 1 (100.00%)

		Election Day	AV Counting	Total	
Times Cast		451	0	451 / 1,397	32.28%
Candidate	Party	Election Day	AV Counting Boards	Total	
Yes		217	0	217	
No		185	0	185	
Total Votes		402	0	402	
		Election Day	AV Counting Boards	Total	
Unresolved Write-In		0	0	0	

Milan Township Fire Protection Millage Restoration Proposal (Vote for 1)

Precincts Reported: 1 of 1 (100.00%)

		Election Day	AV Counting	Total	
Times Cast		451	0	451 / 1,397	32.28%
Candidate	Party	Election Day	AV Counting Boards	Total	
Yes		281	0	281	
No		123	0	123	
Total Votes		404	0	404	
		Election Day	AV Counting Boards	Total	
Unresolved Write-In		0	0	0	

Summerfield Township Fire Department Mill Renewal (Vote for 1)

Precincts Reported: 1 of 1 (100.00%)

		Election Day	AV Counting	Total	
Times Cast		984	0	984 / 2,453	40.11%
Candidate	Party	Election Day	AV Counting Boards	Total	
Yes		686	0	686	
No		218	0	218	
Total Votes		904	0	904	
		Election Day	AV Counting Boards	Total	
Unresolved Write-In		0	0	0	

Summerfield Township Road Mill Renewal 1 (Vote for 1)

Precincts Reported: 1 of 1 (100.00%)

		Election Day	AV Counting	Total	
Times Cast		984	0	984 / 2,453	40.11%
Candidate	Party	Election Day	AV Counting Boards	Total	
Yes		636	0	636	
No		265	0	265	
Total Votes		901	0	901	
		Election Day	AV Counting Boards	Total	
Unresolved Write-In		0	0	0	

Summerfield Township Road Mill Renewal 2 (Vote for 1)

Precincts Reported: 1 of 1 (100.00%)

		Election Day	AV Counting	Total	
Times Cast		984	0	984 / 2,453	40.11%
Candidate	Party	Election Day	AV Counting Boards	Total	
Yes		540	0	540	
No		309	0	309	
Total Votes		849	0	849	
		Election Day	AV Counting Boards	Total	
Unresolved Write-In		0	0	0	

Statement of Votes Cast

Open Primary
Monroe County, Michigan

August 04, 2020

SOVC for: United States Senator (DEM), Representative in Congress 7th District (DEM), Rep in State Legislature 17th District (DEM), Rep in State Legislature 56th District (DEM),
United States Senator (REP), Representative in Congress 7th District (REP), Rep in State Legislature 17th District (REP), Rep in State Legislature 56th District (REP), All Districts, All Counting Groups

Precinct	Registered Voters	Cards Cast	Voters Cast	% Turnout
County				
Monroe County				
Michigan				
Ash Township, Precinct 1				
Election Day	2,298	664	664	28.89%
AV Counting Boards	2,298	0	0	0.00%
Total	2,298	664	664	28.89%
Ash Township, Precinct 2				
Election Day	2,256	732	732	32.45%
AV Counting Boards	2,256	0	0	0.00%
Total	2,256	732	732	32.45%
Ash Township, Precinct 3				
Election Day	1,846	593	593	32.12%
AV Counting Boards	1,846	0	0	0.00%
Total	1,846	593	593	32.12%
Bedford Township, Precinct 1				
Election Day	1,194	169	169	14.15%
AV Counting Boards	1,194	169	169	14.15%
Total	1,194	338	338	28.31%
Bedford Township, Precinct 2				
Election Day	1,942	246	246	12.67%
AV Counting Boards	1,942	395	395	20.34%
Total	1,942	641	641	33.01%

Precinct	Registered Voters	Cards Cast	Voters Cast	% Turnout
Bedford Township, Precinct 3				
Election Day	1,854	288	288	15.53%
AV Counting Boards	1,854	300	300	16.18%
Total	1,854	588	588	31.72%
Bedford Township, Precinct 4				
Election Day	2,324	283	283	12.18%
AV Counting Boards	2,324	480	480	20.65%
Total	2,324	763	763	32.83%
Bedford Township, Precinct 5				
Election Day	2,258	250	250	11.07%
AV Counting Boards	2,258	397	397	17.58%
Total	2,258	647	647	28.65%
Bedford Township, Precinct 6				
Election Day	2,498	407	407	16.29%
AV Counting Boards	2,498	530	530	21.22%
Total	2,498	937	937	37.51%
Bedford Township, Precinct 7				
Election Day	1,943	263	263	13.54%
AV Counting Boards	1,943	476	476	24.50%
Total	1,943	739	739	38.03%
Bedford Township, Precinct 8				
Election Day	2,077	291	291	14.01%
AV Counting Boards	2,077	523	523	25.18%
Total	2,077	814	814	39.19%
Bedford Township, Precinct 9				
Election Day	1,285	190	190	14.79%
AV Counting Boards	1,285	345	345	26.85%
Total	1,285	535	535	41.63%
Bedford Township, Precinct 10				
Election Day	1,365	192	192	14.07%
AV Counting Boards	1,365	278	278	20.37%
Total	1,365	470	470	34.43%

Precinct	Registered Voters	Cards Cast	Voters Cast	% Turnout
Bedford Township, Precinct 11				
Election Day	2,454	356	356	14.51%
AV Counting Boards	2,454	449	449	18.30%
Total	2,454	805	805	32.80%
Bedford Township, Precinct 12				
Election Day	1,736	218	218	12.56%
AV Counting Boards	1,736	360	360	20.74%
Total	1,736	578	578	33.29%
Bedford Township, Precinct 13				
Election Day	1,997	292	292	14.62%
AV Counting Boards	1,997	370	370	18.53%
Total	1,997	662	662	33.15%
Bedford Township, Precinct 14				
Election Day	2,212	145	145	6.56%
AV Counting Boards	2,212	258	258	11.66%
Total	2,212	403	403	18.22%
Berlin Township, Precinct 1				
Election Day	2,040	444	444	21.76%
AV Counting Boards	2,040	0	0	0.00%
Total	2,040	444	444	21.76%
Berlin Township, Precinct 2				
Election Day	2,563	731	731	28.52%
AV Counting Boards	2,563	0	0	0.00%
Total	2,563	731	731	28.52%
Berlin Township, Precinct 3				
Election Day	1,200	407	407	33.92%
AV Counting Boards	1,200	0	0	0.00%
Total	1,200	407	407	33.92%
Berlin Township, Precinct 4				
Election Day	1,979	582	582	29.41%
AV Counting Boards	1,979	0	0	0.00%
Total	1,979	582	582	29.41%

Precinct	Registered Voters	Cards Cast	Voters Cast	% Turnout
City of Luna Pier, Precinct 1				
Election Day	1,165	372	372	31.93%
AV Counting Boards	1,165	0	0	0.00%
Total	1,165	372	372	31.93%
City of Milan, Precinct 1				
Election Day	1,676	423	423	25.24%
AV Counting Boards	1,676	0	0	0.00%
Total	1,676	423	423	25.24%
City of Monroe, Precinct 1				
Election Day	2,816	158	158	5.61%
AV Counting Boards	2,816	450	450	15.98%
Total	2,816	608	608	21.59%
City of Monroe, Precinct 2				
Election Day	2,579	180	180	6.98%
AV Counting Boards	2,579	307	307	11.90%
Total	2,579	487	487	18.88%
City of Monroe, Precinct 3N				
Election Day	1,319	116	116	8.79%
AV Counting Boards	1,319	172	172	13.04%
Total	1,319	288	288	21.83%
City of Monroe, Precinct 3S				
Election Day	1,504	88	88	5.85%
AV Counting Boards	1,504	125	125	8.31%
Total	1,504	213	213	14.16%
City of Monroe, Precinct 4				
Election Day	2,825	283	283	10.02%
AV Counting Boards	2,825	589	589	20.85%
Total	2,825	872	872	30.87%
City of Monroe, Precinct 5				
Election Day	2,844	226	226	7.95%
AV Counting Boards	2,844	730	730	25.67%
Total	2,844	956	956	33.61%
City of Monroe, Precinct 6				
Election Day	2,515	212	212	8.43%
AV Counting Boards	2,515	480	480	19.09%
Total	2,515	692	692	27.51%

Precinct	Registered Voters	Cards Cast	Voters Cast	% Turnout
City of Petersburg, Precinct 1				
Election Day	894	268	268	29.98%
AV Counting Boards	894	0	0	0.00%
Total	894	268	268	29.98%
Dundee Township, Precinct 1				
Election Day	1,656	467	467	28.20%
AV Counting Boards	1,656	0	0	0.00%
Total	1,656	467	467	28.20%
Dundee Township, Precinct 2				
Election Day	2,178	654	654	30.03%
AV Counting Boards	2,178	0	0	0.00%
Total	2,178	654	654	30.03%
Dundee Township, Precinct 3				
Election Day	2,406	692	692	28.76%
AV Counting Boards	2,406	0	0	0.00%
Total	2,406	692	692	28.76%
Erie Township, Precinct 1				
Election Day	1,915	249	249	13.00%
AV Counting Boards	1,915	423	423	22.09%
Total	1,915	672	672	35.09%
Erie Township, Precinct 2				
Election Day	1,625	164	164	10.09%
AV Counting Boards	1,625	238	238	14.65%
Total	1,625	402	402	24.74%
Exeter Township, Precinct 1				
Election Day	1,359	396	396	29.14%
AV Counting Boards	1,359	0	0	0.00%
Total	1,359	396	396	29.14%
Exeter Township, Precinct 2				
Election Day	1,775	475	475	26.76%
AV Counting Boards	1,775	0	0	0.00%
Total	1,775	475	475	26.76%

Precinct	Registered Voters	Cards Cast	Voters Cast	% Turnout
Frenchtown Township, Precinct 1				
Election Day	1,233	126	126	10.22%
AV Counting Boards	1,233	181	181	14.68%
Total	1,233	307	307	24.90%
Frenchtown Township, Precinct 2				
Election Day	1,262	141	141	11.17%
AV Counting Boards	1,262	243	243	19.26%
Total	1,262	384	384	30.43%
Frenchtown Township, Precinct 3				
Election Day	1,363	151	151	11.08%
AV Counting Boards	1,363	314	314	23.04%
Total	1,363	465	465	34.12%
Frenchtown Township, Precinct 4				
Election Day	1,732	154	154	8.89%
AV Counting Boards	1,732	503	503	29.04%
Total	1,732	657	657	37.93%
Frenchtown Township, Precinct 5				
Election Day	2,444	139	139	5.69%
AV Counting Boards	2,444	278	278	11.37%
Total	2,444	417	417	17.06%
Frenchtown Township, Precinct 6				
Election Day	2,052	230	230	11.21%
AV Counting Boards	2,052	395	395	19.25%
Total	2,052	625	625	30.46%
Frenchtown Township, Precinct 7				
Election Day	3,031	238	238	7.85%
AV Counting Boards	3,031	767	767	25.31%
Total	3,031	1,005	1,005	33.16%

Precinct	Registered Voters	Cards Cast	Voters Cast	% Turnout
Frenchtown Township, Precinct 8				
Election Day	1,611	175	175	10.86%
AV Counting Boards	1,611	313	313	19.43%
Total	1,611	488	488	30.29%
Frenchtown Township, Precinct 9				
Election Day	1,355	89	89	6.57%
AV Counting Boards	1,355	224	224	16.53%
Total	1,355	313	313	23.10%
Ida Township, Precinct 1				
Election Day	2,144	272	272	12.69%
AV Counting Boards	2,144	346	346	16.14%
Total	2,144	618	618	28.82%
Ida Township, Precinct 2				
Election Day	1,904	293	293	15.39%
AV Counting Boards	1,904	394	394	20.69%
Total	1,904	687	687	36.08%
La Salle Township, Precinct 1				
Election Day	1,788	253	253	14.15%
AV Counting Boards	1,788	419	419	23.43%
Total	1,788	672	672	37.58%
La Salle Township, Precinct 2				
Election Day	2,168	325	325	14.99%
AV Counting Boards	2,168	454	454	20.94%
Total	2,168	779	779	35.93%
London Township, Precinct 1				
Election Day	2,498	834	834	33.39%
AV Counting Boards	2,498	0	0	0.00%
Total	2,498	834	834	33.39%
Milan Township, Precinct 1				
Election Day	1,397	451	451	32.28%
AV Counting Boards	1,397	0	0	0.00%
Total	1,397	451	451	32.28%

Precinct	Registered Voters	Cards Cast	Voters Cast	% Turnout
Monroe Township, Precinct 1				
Election Day	1,471	114	114	7.75%
AV Counting Boards	1,471	338	338	22.98%
Total	1,471	452	452	30.73%
Monroe Township, Precinct 2				
Election Day	1,539	75	75	4.87%
AV Counting Boards	1,539	173	173	11.24%
Total	1,539	248	248	16.11%
Monroe Township, Precinct 3				
Election Day	1,109	146	146	13.17%
AV Counting Boards	1,109	308	308	27.77%
Total	1,109	454	454	40.94%
Monroe Township, Precinct 4				
Election Day	2,352	186	186	7.91%
AV Counting Boards	2,352	391	391	16.62%
Total	2,352	577	577	24.53%
Monroe Township, Precinct 5				
Election Day	2,557	242	242	9.46%
AV Counting Boards	2,557	589	589	23.03%
Total	2,557	831	831	32.50%
Monroe Township, Precinct 6				
Election Day	10,751	141	141	1.31%
AV Counting Boards	10,751	397	397	3.69%
Total	10,751	538	538	5.00%
Raisinville Township, Precinct 1				
Election Day	2,303	241	241	10.46%
AV Counting Boards	2,303	592	592	25.71%
Total	2,303	833	833	36.17%
Raisinville Township, Precinct 2				
Election Day	2,757	271	271	9.83%
AV Counting Boards	2,757	520	520	18.86%
Total	2,757	791	791	28.69%

Precinct	Registered Voters	Cards Cast	Voters Cast	% Turnout
Summerfield Township, Precinct 1				
Election Day	2,453	984	984	40.11%
AV Counting Boards	2,453	0	0	0.00%
Total	2,453	984	984	40.11%
Whiteford Township, Precinct 1				
Election Day	2,071	213	213	10.28%
AV Counting Boards	2,071	305	305	14.73%
Total	2,071	518	518	25.01%
Whiteford Township, Precinct 2				
Election Day	1,760	170	170	9.66%
AV Counting Boards	1,760	215	215	12.22%
Total	1,760	385	385	21.88%
Monroe County Michigan - Total	133,477	37,323	37,323	27.96%
Cumulative				
Cumulative				
Election Day	0	0	0	N/A
AV Counting Boards	0	0	0	N/A
Total	0	0	0	N/A
Cumulative - Total	0	0	0	N/A
County - Total				
Election Day	133,477	37,323	37,323	27.96%
AV Counting Boards	133,477	19,820	19,820	14.85%
Total	133,477	17,503	17,503	13.11%

United States Senator (DEM) (Vote for 1)

DEM

Precinct	Times Cast	Registered Voters	Precinct	Gary Peters (DEM)	Total Votes	Unresolved Write-In
County						
Monroe County Michigan						
Ash Township, Precinct 1			Ash Township, Precinct 1			
Election Day	664	2,298	Election Day	239	239	2
AV Counting Boards	0	2,298	AV Counting Boards	0	0	0
Total	664	2,298	Total	239	239	2
Ash Township, Precinct 2			Ash Township, Precinct 2			
Election Day	732	2,256	Election Day	257	257	1
AV Counting Boards	0	2,256	AV Counting Boards	0	0	0
Total	732	2,256	Total	257	257	1
Ash Township, Precinct 3			Ash Township, Precinct 3			
Election Day	593	1,846	Election Day	200	200	0
AV Counting Boards	0	1,846	AV Counting Boards	0	0	0
Total	593	1,846	Total	200	200	0
Bedford Township, Precinct 1			Bedford Township, Precinct 1			
Election Day	169	1,194	Election Day	36	36	0
AV Counting Boards	169	1,194	AV Counting Boards	65	65	0
Total	338	1,194	Total	101	101	0
Bedford Township, Precinct 2			Bedford Township, Precinct 2			
Election Day	246	1,942	Election Day	50	50	1
AV Counting Boards	395	1,942	AV Counting Boards	138	138	0
Total	641	1,942	Total	188	188	1
Bedford Township, Precinct 3			Bedford Township, Precinct 3			
Election Day	288	1,854	Election Day	55	55	0
AV Counting Boards	300	1,854	AV Counting Boards	124	124	1
Total	588	1,854	Total	179	179	1
Bedford Township, Precinct 4			Bedford Township, Precinct 4			
Election Day	283	2,324	Election Day	61	61	0
AV Counting Boards	480	2,324	AV Counting Boards	202	202	1
Total	763	2,324	Total	263	263	1

Precinct	Times Cast	Registered Voters
Bedford Township, Precinct 5		
Election Day	250	2,258
AV Counting Boards	397	2,258
Total	647	2,258
Bedford Township, Precinct 6		
Election Day	407	2,498
AV Counting Boards	530	2,498
Total	937	2,498
Bedford Township, Precinct 7		
Election Day	263	1,943
AV Counting Boards	476	1,943
Total	739	1,943
Bedford Township, Precinct 8		
Election Day	291	2,077
AV Counting Boards	523	2,077
Total	814	2,077
Bedford Township, Precinct 9		
Election Day	190	1,285
AV Counting Boards	345	1,285
Total	535	1,285
Bedford Township, Precinct 10		
Election Day	192	1,365
AV Counting Boards	278	1,365
Total	470	1,365
Bedford Township, Precinct 11		
Election Day	356	2,454
AV Counting Boards	449	2,454
Total	805	2,454

Precinct	Gary Peters (DEM)	Total Votes	Unresolved Write-In
Bedford Township, Precinct 5			
Election Day	56	56	1
AV Counting Boards	178	178	0
Total	234	234	1
Bedford Township, Precinct 6			
Election Day	79	79	1
AV Counting Boards	226	226	0
Total	305	305	1
Bedford Township, Precinct 7			
Election Day	50	50	0
AV Counting Boards	184	184	0
Total	234	234	0
Bedford Township, Precinct 8			
Election Day	77	77	0
AV Counting Boards	189	189	0
Total	266	266	0
Bedford Township, Precinct 9			
Election Day	36	36	0
AV Counting Boards	150	150	0
Total	186	186	0
Bedford Township, Precinct 10			
Election Day	36	36	1
AV Counting Boards	104	104	1
Total	140	140	2
Bedford Township, Precinct 11			
Election Day	58	58	0
AV Counting Boards	158	158	0
Total	216	216	0

Precinct	Times Cast	Registered Voters
Bedford Township, Precinct 12		
Election Day	218	1,736
AV Counting Boards	360	1,736
Total	578	1,736
Bedford Township, Precinct 13		
Election Day	292	1,997
AV Counting Boards	370	1,997
Total	662	1,997
Bedford Township, Precinct 14		
Election Day	145	2,212
AV Counting Boards	258	2,212
Total	403	2,212
Berlin Township, Precinct 1		
Election Day	444	2,040
AV Counting Boards	0	2,040
Total	444	2,040
Berlin Township, Precinct 2		
Election Day	731	2,563
AV Counting Boards	0	2,563
Total	731	2,563
Berlin Township, Precinct 3		
Election Day	407	1,200
AV Counting Boards	0	1,200
Total	407	1,200
Berlin Township, Precinct 4		
Election Day	582	1,979
AV Counting Boards	0	1,979
Total	582	1,979

Precinct	Gary Peters (DEM)	Total Votes	Write-In Unresolved
Bedford Township, Precinct 12			
Election Day	61	61	0
AV Counting Boards	163	163	0
Total	224	224	0
Bedford Township, Precinct 13			
Election Day	58	58	0
AV Counting Boards	135	135	0
Total	193	193	0
Bedford Township, Precinct 14			
Election Day	40	40	0
AV Counting Boards	130	130	0
Total	170	170	0
Berlin Township, Precinct 1			
Election Day	179	179	0
AV Counting Boards	0	0	0
Total	179	179	0
Berlin Township, Precinct 2			
Election Day	286	286	2
AV Counting Boards	0	0	0
Total	286	286	2
Berlin Township, Precinct 3			
Election Day	152	152	0
AV Counting Boards	0	0	0
Total	152	152	0
Berlin Township, Precinct 4			
Election Day	214	214	0
AV Counting Boards	0	0	0
Total	214	214	0

Precinct	Times Cast	Registered Voters
City of Luna Pier, Precinct 1		
Election Day	372	1,165
AV Counting Boards	0	1,165
Total	372	1,165
City of Milan, Precinct 1		
Election Day	423	1,676
AV Counting Boards	0	1,676
Total	423	1,676
City of Monroe, Precinct 1		
Election Day	158	2,816
AV Counting Boards	450	2,816
Total	608	2,816
City of Monroe, Precinct 2		
Election Day	180	2,579
AV Counting Boards	307	2,579
Total	487	2,579
City of Monroe, Precinct 3N		
Election Day	116	1,319
AV Counting Boards	172	1,319
Total	288	1,319
City of Monroe, Precinct 3S		
Election Day	88	1,504
AV Counting Boards	125	1,504
Total	213	1,504
City of Monroe, Precinct 4		
Election Day	283	2,825
AV Counting Boards	589	2,825
Total	872	2,825
City of Monroe, Precinct 5		
Election Day	226	2,844
AV Counting Boards	730	2,844
Total	956	2,844

Precinct	Gary Peters (DEM)	Total Votes	Write-In
City of Luna Pier, Precinct 1			
Election Day	151	151	0
AV Counting Boards	0	0	0
Total	151	151	0
City of Milan, Precinct 1			
Election Day	237	237	0
AV Counting Boards	0	0	0
Total	237	237	0
City of Monroe, Precinct 1			
Election Day	57	57	0
AV Counting Boards	260	260	3
Total	317	317	3
City of Monroe, Precinct 2			
Election Day	70	70	1
AV Counting Boards	164	164	1
Total	234	234	2
City of Monroe, Precinct 3N			
Election Day	41	41	0
AV Counting Boards	96	96	0
Total	137	137	0
City of Monroe, Precinct 3S			
Election Day	51	51	0
AV Counting Boards	86	86	1
Total	137	137	1
City of Monroe, Precinct 4			
Election Day	81	81	2
AV Counting Boards	341	341	2
Total	422	422	4
City of Monroe, Precinct 5			
Election Day	59	59	1
AV Counting Boards	398	398	0
Total	457	457	1

Precinct	Times Cast	Registered Voters
City of Monroe, Precinct 6		
Election Day	212	2,515
AV Counting Boards	480	2,515
Total	692	2,515
City of Petersburg, Precinct 1		
Election Day	268	894
AV Counting Boards	0	894
Total	268	894
Dundee Township, Precinct 1		
Election Day	467	1,656
AV Counting Boards	0	1,656
Total	467	1,656
Dundee Township, Precinct 2		
Election Day	654	2,178
AV Counting Boards	0	2,178
Total	654	2,178
Dundee Township, Precinct 3		
Election Day	692	2,406
AV Counting Boards	0	2,406
Total	692	2,406
Erie Township, Precinct 1		
Election Day	249	1,915
AV Counting Boards	423	1,915
Total	672	1,915
Erie Township, Precinct 2		
Election Day	164	1,625
AV Counting Boards	238	1,625
Total	402	1,625
Exeter Township, Precinct 1		
Election Day	396	1,359
AV Counting Boards	0	1,359
Total	396	1,359

Precinct	Gary Peters (DEM)	Total Votes	Unresolved Write-In
City of Monroe, Precinct 6			
Election Day	69	69	0
AV Counting Boards	228	228	0
Total	297	297	0
City of Petersburg, Precinct 1			
Election Day	118	118	0
AV Counting Boards	0	0	0
Total	118	118	0
Dundee Township, Precinct 1			
Election Day	179	179	1
AV Counting Boards	0	0	0
Total	179	179	1
Dundee Township, Precinct 2			
Election Day	240	240	0
AV Counting Boards	0	0	0
Total	240	240	0
Dundee Township, Precinct 3			
Election Day	250	250	0
AV Counting Boards	0	0	0
Total	250	250	0
Erie Township, Precinct 1			
Election Day	51	51	0
AV Counting Boards	144	144	0
Total	195	195	0
Erie Township, Precinct 2			
Election Day	21	21	0
AV Counting Boards	91	91	0
Total	112	112	0
Exeter Township, Precinct 1			
Election Day	135	135	0
AV Counting Boards	0	0	0
Total	135	135	0

Precinct	Times Cast	Registered Voters
Exeter Township, Precinct 2		
Election Day	475	1,775
AV Counting Boards	0	1,775
Total	475	1,775
Frenchtown Township, Precinct 1		
Election Day	126	1,233
AV Counting Boards	181	1,233
Total	307	1,233
Frenchtown Township, Precinct 2		
Election Day	141	1,262
AV Counting Boards	243	1,262
Total	384	1,262
Frenchtown Township, Precinct 3		
Election Day	151	1,363
AV Counting Boards	314	1,363
Total	465	1,363
Frenchtown Township, Precinct 4		
Election Day	154	1,732
AV Counting Boards	503	1,732
Total	657	1,732
Frenchtown Township, Precinct 5		
Election Day	139	2,444
AV Counting Boards	278	2,444
Total	417	2,444
Frenchtown Township, Precinct 6		
Election Day	230	2,052
AV Counting Boards	395	2,052
Total	625	2,052

Precinct	Gary Peters (DEM)	Total Votes	Write-In
Exeter Township, Precinct 2			
Election Day	186	186	0
AV Counting Boards	0	0	0
Total	186	186	0
Frenchtown Township, Precinct 1			
Election Day	23	23	0
AV Counting Boards	68	68	0
Total	91	91	0
Frenchtown Township, Precinct 2			
Election Day	30	30	0
AV Counting Boards	114	114	0
Total	144	144	0
Frenchtown Township, Precinct 3			
Election Day	22	22	1
AV Counting Boards	112	112	0
Total	134	134	1
Frenchtown Township, Precinct 4			
Election Day	27	27	0
AV Counting Boards	208	208	1
Total	235	235	1
Frenchtown Township, Precinct 5			
Election Day	31	31	1
AV Counting Boards	149	149	0
Total	180	180	1
Frenchtown Township, Precinct 6			
Election Day	47	47	0
AV Counting Boards	160	160	1
Total	207	207	1

Precinct	Times Cast	Registered Voters
Frenchtown Township, Precinct 7		
Election Day	238	3,031
AV Counting Boards	767	3,031
Total	1,005	3,031
Frenchtown Township, Precinct 8		
Election Day	175	1,611
AV Counting Boards	313	1,611
Total	488	1,611
Frenchtown Township, Precinct 9		
Election Day	89	1,355
AV Counting Boards	224	1,355
Total	313	1,355
Ida Township, Precinct 1		
Election Day	272	2,144
AV Counting Boards	346	2,144
Total	618	2,144
Ida Township, Precinct 2		
Election Day	293	1,904
AV Counting Boards	394	1,904
Total	687	1,904
La Salle Township, Precinct 1		
Election Day	253	1,788
AV Counting Boards	419	1,788
Total	672	1,788
La Salle Township, Precinct 2		
Election Day	325	2,168
AV Counting Boards	454	2,168
Total	779	2,168

Precinct	Gary Peters (DEM)	Total Votes	Unresolved Write-In
Frenchtown Township, Precinct 7			
Election Day	49	49	0
AV Counting Boards	304	304	1
Total	353	353	1
Frenchtown Township, Precinct 8			
Election Day	42	42	0
AV Counting Boards	122	122	1
Total	164	164	1
Frenchtown Township, Precinct 9			
Election Day	31	31	0
AV Counting Boards	116	116	0
Total	147	147	0
Ida Township, Precinct 1			
Election Day	43	43	0
AV Counting Boards	106	106	0
Total	149	149	0
Ida Township, Precinct 2			
Election Day	57	57	0
AV Counting Boards	133	133	0
Total	190	190	0
La Salle Township, Precinct 1			
Election Day	27	27	1
AV Counting Boards	102	102	0
Total	129	129	1
La Salle Township, Precinct 2			
Election Day	59	59	0
AV Counting Boards	152	152	0
Total	211	211	0

Precinct	Times Cast	Registered Voters
London Township, Precinct 1		
Election Day	834	2,498
AV Counting Boards	0	2,498
Total	834	2,498
Milan Township, Precinct 1		
Election Day	451	1,397
AV Counting Boards	0	1,397
Total	451	1,397
Monroe Township, Precinct 1		
Election Day	114	1,471
AV Counting Boards	338	1,471
Total	452	1,471
Monroe Township, Precinct 2		
Election Day	75	1,539
AV Counting Boards	173	1,539
Total	248	1,539
Monroe Township, Precinct 3		
Election Day	146	1,109
AV Counting Boards	308	1,109
Total	454	1,109
Monroe Township, Precinct 4		
Election Day	186	2,352
AV Counting Boards	391	2,352
Total	577	2,352
Monroe Township, Precinct 5		
Election Day	242	2,557
AV Counting Boards	589	2,557
Total	831	2,557
Monroe Township, Precinct 6		
Election Day	141	10,751
AV Counting Boards	397	10,751
Total	538	10,751

Precinct	Gary Peters (DEM)	Total Votes	Unresolved Write-In
London Township, Precinct 1			
Election Day	242	242	0
AV Counting Boards	0	0	0
Total	242	242	0
Milan Township, Precinct 1			
Election Day	156	156	0
AV Counting Boards	0	0	0
Total	156	156	0
Monroe Township, Precinct 1			
Election Day	42	42	0
AV Counting Boards	175	175	0
Total	217	217	0
Monroe Township, Precinct 2			
Election Day	23	23	0
AV Counting Boards	92	92	0
Total	115	115	0
Monroe Township, Precinct 3			
Election Day	33	33	0
AV Counting Boards	147	147	0
Total	180	180	0
Monroe Township, Precinct 4			
Election Day	53	53	0
AV Counting Boards	196	196	4
Total	249	249	4
Monroe Township, Precinct 5			
Election Day	33	33	0
AV Counting Boards	259	259	3
Total	292	292	3
Monroe Township, Precinct 6			
Election Day	34	34	0
AV Counting Boards	172	172	0
Total	206	206	0

Precinct	Times Cast	Registered Voters
Raisinville Township, Precinct 1		
Election Day	241	2,303
AV Counting Boards	592	2,303
Total	833	2,303
Raisinville Township, Precinct 2		
Election Day	271	2,757
AV Counting Boards	520	2,757
Total	791	2,757
Summerfield Township, Precinct 1		
Election Day	984	2,453
AV Counting Boards	0	2,453
Total	984	2,453
Whiteford Township, Precinct 1		
Election Day	213	2,071
AV Counting Boards	305	2,071
Total	518	2,071
Whiteford Township, Precinct 2		
Election Day	170	1,760
AV Counting Boards	215	1,760
Total	385	1,760
Monroe County Michigan - Total	37,323	133,477
Cumulative		
Cumulative		
Election Day	0	0
AV Counting Boards	0	0
Total	0	0
Cumulative - Total	0	0
County - Total	37,323	133,477

Precinct	Gary Peters (DEM)	Total Votes	Write-In
Raisinville Township, Precinct 1			
Election Day	29	29	0
AV Counting Boards	211	211	0
Total	240	240	0
Raisinville Township, Precinct 2			
Election Day	64	64	1
AV Counting Boards	231	231	1
Total	295	295	2
Summerfield Township, Precinct 1			
Election Day	182	182	2
AV Counting Boards	0	0	0
Total	182	182	2
Whiteford Township, Precinct 1			
Election Day	43	43	0
AV Counting Boards	114	114	0
Total	157	157	0
Whiteford Township, Precinct 2			
Election Day	26	26	1
AV Counting Boards	58	58	0
Total	84	84	1
Monroe County Michigan - Total	13,179	13,179	43
Cumulative			
Cumulative			
Election Day	0	0	0
AV Counting Boards	0	0	0
Total	0	0	0
Cumulative - Total	0	0	0
County - Total	13,179	13,179	43

Representative in Congress 7th District (DEM) (Vote for 1)

DEM

Precinct	Times Cast	Registered Voters	Precinct	Greichen D. Driskell (DEM)	Total Votes	Unresolved Write-In
County						
Monroe County Michigan						
Ash Township, Precinct 1	Election Day	664	2,298			
	AV Counting Boards	0	2,298			
	Total	664	2,298			
Ash Township, Precinct 2	Election Day	732	2,256			
	AV Counting Boards	0	2,256			
	Total	732	2,256			
Ash Township, Precinct 3	Election Day	593	1,846			
	AV Counting Boards	0	1,846			
	Total	593	1,846			
Bedford Township, Precinct 1	Election Day	169	1,194			
	AV Counting Boards	169	1,194			
	Total	338	1,194			
Bedford Township, Precinct 2	Election Day	246	1,942			
	AV Counting Boards	395	1,942			
	Total	641	1,942			
Bedford Township, Precinct 3	Election Day	288	1,854			
	AV Counting Boards	300	1,854			
	Total	588	1,854			
Bedford Township, Precinct 4	Election Day	283	2,324			
	AV Counting Boards	480	2,324			
	Total	763	2,324			
County						
Monroe County Michigan						
Ash Township, Precinct 1	Election Day			243	243	1
	AV Counting Boards			0	0	0
	Total			243	243	1
Ash Township, Precinct 2	Election Day			256	256	0
	AV Counting Boards			0	0	0
	Total			256	256	0
Ash Township, Precinct 3	Election Day			198	198	0
	AV Counting Boards			0	0	0
	Total			198	198	0
Bedford Township, Precinct 1	Election Day			36	36	0
	AV Counting Boards			64	64	0
	Total			100	100	0
Bedford Township, Precinct 2	Election Day			49	49	0
	AV Counting Boards			137	137	0
	Total			186	186	0
Bedford Township, Precinct 3	Election Day			55	55	0
	AV Counting Boards			127	127	0
	Total			182	182	0
Bedford Township, Precinct 4	Election Day			59	59	0
	AV Counting Boards			200	200	2
	Total			259	259	2

Precinct	Times Cast	Registered Voters
Bedford Township, Precinct 5		
Election Day	250	2,258
AV Counting Boards	397	2,258
Total	647	2,258
Bedford Township, Precinct 6		
Election Day	407	2,498
AV Counting Boards	530	2,498
Total	937	2,498
Bedford Township, Precinct 7		
Election Day	263	1,943
AV Counting Boards	476	1,943
Total	739	1,943
Bedford Township, Precinct 8		
Election Day	291	2,077
AV Counting Boards	523	2,077
Total	814	2,077
Bedford Township, Precinct 9		
Election Day	190	1,285
AV Counting Boards	345	1,285
Total	535	1,285
Bedford Township, Precinct 10		
Election Day	192	1,365
AV Counting Boards	278	1,365
Total	470	1,365
Bedford Township, Precinct 11		
Election Day	356	2,454
AV Counting Boards	449	2,454
Total	805	2,454

Precinct	Gretchen D. Driskell (DEM)	Total Votes	Unresolved Write-In
Bedford Township, Precinct 5			
Election Day	56	56	0
AV Counting Boards	176	176	0
Total	232	232	0
Bedford Township, Precinct 6			
Election Day	81	81	0
AV Counting Boards	230	230	0
Total	311	311	0
Bedford Township, Precinct 7			
Election Day	50	50	1
AV Counting Boards	186	186	0
Total	236	236	1
Bedford Township, Precinct 8			
Election Day	76	76	0
AV Counting Boards	189	189	0
Total	265	265	0
Bedford Township, Precinct 9			
Election Day	35	35	0
AV Counting Boards	148	148	0
Total	183	183	0
Bedford Township, Precinct 10			
Election Day	36	36	1
AV Counting Boards	104	104	1
Total	140	140	2
Bedford Township, Precinct 11			
Election Day	58	58	0
AV Counting Boards	157	157	0
Total	215	215	0

Precinct	Times Cast	Registered Voters
Bedford Township, Precinct 12		
Election Day	218	1,736
AV Counting Boards	360	1,736
Total	578	1,736
Bedford Township, Precinct 13		
Election Day	292	1,997
AV Counting Boards	370	1,997
Total	662	1,997
Bedford Township, Precinct 14		
Election Day	145	2,212
AV Counting Boards	258	2,212
Total	403	2,212
Berlin Township, Precinct 1		
Election Day	444	2,040
AV Counting Boards	0	2,040
Total	444	2,040
Berlin Township, Precinct 2		
Election Day	731	2,563
AV Counting Boards	0	2,563
Total	731	2,563
Berlin Township, Precinct 3		
Election Day	407	1,200
AV Counting Boards	0	1,200
Total	407	1,200
Berlin Township, Precinct 4		
Election Day	582	1,979
AV Counting Boards	0	1,979
Total	582	1,979

Precinct	Gretchen D. Driskell (DEM)	Total Votes	Unresolved Write-In
Bedford Township, Precinct 12			
Election Day	61	61	0
AV Counting Boards	162	162	0
Total	223	223	0
Bedford Township, Precinct 13			
Election Day	56	56	1
AV Counting Boards	136	136	0
Total	192	192	1
Bedford Township, Precinct 14			
Election Day	38	38	0
AV Counting Boards	131	131	0
Total	169	169	0
Berlin Township, Precinct 1			
Election Day	177	177	1
AV Counting Boards	0	0	0
Total	177	177	1
Berlin Township, Precinct 2			
Election Day	280	280	1
AV Counting Boards	0	0	0
Total	280	280	1
Berlin Township, Precinct 3			
Election Day	151	151	0
AV Counting Boards	0	0	0
Total	151	151	0
Berlin Township, Precinct 4			
Election Day	208	208	0
AV Counting Boards	0	0	0
Total	208	208	0

Precinct	Times Cast	Registered Voters
City of Luna Pier, Precinct 1		
Election Day	372	1,165
AV Counting Boards	0	1,165
Total	372	1,165
City of Milan, Precinct 1		
Election Day	423	1,676
AV Counting Boards	0	1,676
Total	423	1,676
City of Monroe, Precinct 1		
Election Day	158	2,816
AV Counting Boards	450	2,816
Total	608	2,816
City of Monroe, Precinct 2		
Election Day	180	2,579
AV Counting Boards	307	2,579
Total	487	2,579
City of Monroe, Precinct 3N		
Election Day	116	1,319
AV Counting Boards	172	1,319
Total	288	1,319
City of Monroe, Precinct 3S		
Election Day	88	1,504
AV Counting Boards	125	1,504
Total	213	1,504
City of Monroe, Precinct 4		
Election Day	283	2,825
AV Counting Boards	589	2,825
Total	872	2,825
City of Monroe, Precinct 5		
Election Day	226	2,844
AV Counting Boards	730	2,844
Total	956	2,844

Precinct	Gretchen D. Driskell (DEM)	Total Votes	Unresolved Write-In
City of Luna Pier, Precinct 1			
Election Day	150	150	0
AV Counting Boards	0	0	0
Total	150	150	0
City of Milan, Precinct 1			
Election Day	234	234	0
AV Counting Boards	0	0	0
Total	234	234	0
City of Monroe, Precinct 1			
Election Day	56	56	0
AV Counting Boards	264	264	0
Total	320	320	0
City of Monroe, Precinct 2			
Election Day	71	71	0
AV Counting Boards	166	166	0
Total	237	237	0
City of Monroe, Precinct 3N			
Election Day	43	43	0
AV Counting Boards	94	94	0
Total	137	137	0
City of Monroe, Precinct 3S			
Election Day	53	53	1
AV Counting Boards	84	84	0
Total	137	137	1
City of Monroe, Precinct 4			
Election Day	82	82	2
AV Counting Boards	347	347	0
Total	429	429	2
City of Monroe, Precinct 5			
Election Day	60	60	1
AV Counting Boards	403	403	0
Total	463	463	1

Precinct	Times Cast	Registered Voters
City of Monroe, Precinct 6		
Election Day	212	2,515
AV Counting Boards	480	2,515
Total	692	2,515
City of Petersburg, Precinct 1		
Election Day	268	894
AV Counting Boards	0	894
Total	268	894
Dundee Township, Precinct 1		
Election Day	467	1,656
AV Counting Boards	0	1,656
Total	467	1,656
Dundee Township, Precinct 2		
Election Day	654	2,178
AV Counting Boards	0	2,178
Total	654	2,178
Dundee Township, Precinct 3		
Election Day	692	2,406
AV Counting Boards	0	2,406
Total	692	2,406
Erie Township, Precinct 1		
Election Day	249	1,915
AV Counting Boards	423	1,915
Total	672	1,915
Erie Township, Precinct 2		
Election Day	164	1,625
AV Counting Boards	238	1,625
Total	402	1,625
Exeter Township, Precinct 1		
Election Day	396	1,359
AV Counting Boards	0	1,359
Total	396	1,359

Precinct	Gretchen D. Driskell (DEM)	Total Votes	Unresolved Write-In
City of Monroe, Precinct 6			
Election Day	70	70	0
AV Counting Boards	231	231	1
Total	301	301	1
City of Petersburg, Precinct 1			
Election Day	112	112	0
AV Counting Boards	0	0	0
Total	112	112	0
Dundee Township, Precinct 1			
Election Day	182	182	1
AV Counting Boards	0	0	0
Total	182	182	1
Dundee Township, Precinct 2			
Election Day	234	234	0
AV Counting Boards	0	0	0
Total	234	234	0
Dundee Township, Precinct 3			
Election Day	247	247	0
AV Counting Boards	0	0	0
Total	247	247	0
Erie Township, Precinct 1			
Election Day	52	52	0
AV Counting Boards	141	141	0
Total	193	193	0
Erie Township, Precinct 2			
Election Day	20	20	0
AV Counting Boards	91	91	0
Total	111	111	0
Exeter Township, Precinct 1			
Election Day	134	134	0
AV Counting Boards	0	0	0
Total	134	134	0

Precinct	Times Cast	Registered Voters
Exeter Township, Precinct 2		
Election Day	475	1,775
AV Counting Boards	0	1,775
Total	475	1,775
Frenchtown Township, Precinct 1		
Election Day	126	1,233
AV Counting Boards	181	1,233
Total	307	1,233
Frenchtown Township, Precinct 2		
Election Day	141	1,262
AV Counting Boards	243	1,262
Total	384	1,262
Frenchtown Township, Precinct 3		
Election Day	151	1,363
AV Counting Boards	314	1,363
Total	465	1,363
Frenchtown Township, Precinct 4		
Election Day	154	1,732
AV Counting Boards	503	1,732
Total	657	1,732
Frenchtown Township, Precinct 5		
Election Day	139	2,444
AV Counting Boards	278	2,444
Total	417	2,444
Frenchtown Township, Precinct 6		
Election Day	230	2,052
AV Counting Boards	395	2,052
Total	625	2,052

Precinct	Gretchen D. Driskell (DEM)	Total Votes	Write-In Unresolved
Exeter Township, Precinct 2			
Election Day	182	182	0
AV Counting Boards	0	0	0
Total	182	182	0
Frenchtown Township, Precinct 1			
Election Day	22	22	0
AV Counting Boards	68	68	0
Total	90	90	0
Frenchtown Township, Precinct 2			
Election Day	30	30	0
AV Counting Boards	114	114	0
Total	144	144	0
Frenchtown Township, Precinct 3			
Election Day	22	22	1
AV Counting Boards	110	110	0
Total	132	132	1
Frenchtown Township, Precinct 4			
Election Day	26	26	0
AV Counting Boards	210	210	0
Total	236	236	0
Frenchtown Township, Precinct 5			
Election Day	30	30	0
AV Counting Boards	144	144	0
Total	174	174	0
Frenchtown Township, Precinct 6			
Election Day	45	45	0
AV Counting Boards	164	164	1
Total	209	209	1

Precinct		Times Cast	Registered Voters
Frenchtown Township, Precinct 7	Election Day	238	3,031
	AV Counting Boards	767	3,031
	Total	1,005	3,031
Frenchtown Township, Precinct 8	Election Day	175	1,611
	AV Counting Boards	313	1,611
	Total	488	1,611
Frenchtown Township, Precinct 9	Election Day	89	1,355
	AV Counting Boards	224	1,355
	Total	313	1,355
Ida Township, Precinct 1	Election Day	272	2,144
	AV Counting Boards	346	2,144
	Total	618	2,144
Ida Township, Precinct 2	Election Day	293	1,904
	AV Counting Boards	394	1,904
	Total	687	1,904
La Salle Township, Precinct 1	Election Day	253	1,788
	AV Counting Boards	419	1,788
	Total	672	1,788
La Salle Township, Precinct 2	Election Day	325	2,168
	AV Counting Boards	454	2,168
	Total	779	2,168

Precinct		Gretchen D. Driskell (DEM)	Total Votes	Unresolved Write-In
Frenchtown Township, Precinct 7	Election Day	47	47	0
	AV Counting Boards	306	306	0
	Total	353	353	0
Frenchtown Township, Precinct 8	Election Day	42	42	0
	AV Counting Boards	121	121	0
	Total	163	163	0
Frenchtown Township, Precinct 9	Election Day	31	31	0
	AV Counting Boards	115	115	0
	Total	146	146	0
Ida Township, Precinct 1	Election Day	42	42	0
	AV Counting Boards	107	107	0
	Total	149	149	0
Ida Township, Precinct 2	Election Day	56	56	0
	AV Counting Boards	129	129	0
	Total	185	185	0
La Salle Township, Precinct 1	Election Day	27	27	0
	AV Counting Boards	104	104	0
	Total	131	131	0
La Salle Township, Precinct 2	Election Day	57	57	0
	AV Counting Boards	151	151	1
	Total	208	208	1

Precinct	Times Cast	Registered Voters
London Township, Precinct 1		
Election Day	834	2,498
AV Counting Boards	0	2,498
Total	834	2,498
Milan Township, Precinct 1		
Election Day	451	1,397
AV Counting Boards	0	1,397
Total	451	1,397
Monroe Township, Precinct 1		
Election Day	114	1,471
AV Counting Boards	338	1,471
Total	452	1,471
Monroe Township, Precinct 2		
Election Day	75	1,539
AV Counting Boards	173	1,539
Total	248	1,539
Monroe Township, Precinct 3		
Election Day	146	1,109
AV Counting Boards	308	1,109
Total	454	1,109
Monroe Township, Precinct 4		
Election Day	186	2,352
AV Counting Boards	391	2,352
Total	577	2,352
Monroe Township, Precinct 5		
Election Day	242	2,557
AV Counting Boards	589	2,557
Total	831	2,557
Monroe Township, Precinct 6		
Election Day	141	10,751
AV Counting Boards	397	10,751
Total	538	10,751

Precinct	Gretchen D. Driskell (DEM)	Total Votes	Unresolved Write-In
London Township, Precinct 1			
Election Day	243	243	0
AV Counting Boards	0	0	0
Total	243	243	0
Milan Township, Precinct 1			
Election Day	155	155	1
AV Counting Boards	0	0	0
Total	155	155	1
Monroe Township, Precinct 1			
Election Day	42	42	0
AV Counting Boards	174	174	0
Total	216	216	0
Monroe Township, Precinct 2			
Election Day	22	22	0
AV Counting Boards	92	92	0
Total	114	114	0
Monroe Township, Precinct 3			
Election Day	34	34	0
AV Counting Boards	151	151	0
Total	185	185	0
Monroe Township, Precinct 4			
Election Day	52	52	2
AV Counting Boards	199	199	0
Total	251	251	2
Monroe Township, Precinct 5			
Election Day	34	34	0
AV Counting Boards	262	262	2
Total	296	296	2
Monroe Township, Precinct 6			
Election Day	35	35	0
AV Counting Boards	172	172	0
Total	207	207	0

Precinct	Times Cast	Registered Voters
Raisinville Township, Precinct 1		
Election Day	241	2,303
AV Counting Boards	592	2,303
Total	833	2,303
Raisinville Township, Precinct 2		
Election Day	271	2,757
AV Counting Boards	520	2,757
Total	791	2,757
Summerfield Township, Precinct 1		
Election Day	984	2,453
AV Counting Boards	0	2,453
Total	984	2,453
Whiteford Township, Precinct 1		
Election Day	213	2,071
AV Counting Boards	305	2,071
Total	518	2,071
Whiteford Township, Precinct 2		
Election Day	170	1,760
AV Counting Boards	215	1,760
Total	385	1,760
Monroe County Michigan - Total	37,323	133,477
Cumulative		
Cumulative		
Election Day	0	0
AV Counting Boards	0	0
Total	0	0
Cumulative - Total	0	0
County - Total	37,323	133,477

Precinct	Gretchen D. Driskell (DEM)	Total Votes	Write-In
Raisinville Township, Precinct 1			
Election Day	30	30	0
AV Counting Boards	208	208	0
Total	238	238	0
Raisinville Township, Precinct 2			
Election Day	65	65	1
AV Counting Boards	235	235	2
Total	300	300	3
Summerfield Township, Precinct 1			
Election Day	186	186	2
AV Counting Boards	0	0	0
Total	186	186	2
Whiteford Township, Precinct 1			
Election Day	46	46	0
AV Counting Boards	115	115	0
Total	161	161	0
Whiteford Township, Precinct 2			
Election Day	28	28	0
AV Counting Boards	60	60	0
Total	88	88	0
Monroe County Michigan - Total	13,169	13,169	28
Cumulative			
Cumulative			
Election Day	0	0	0
AV Counting Boards	0	0	0
Total	0	0	0
Cumulative - Total	0	0	0
County - Total	13,169	13,169	28

Rep in State Legislature 17th District (DEM) (Vote for 1) DEM

Precinct	Times Cast	Registered Voters
County		
Monroe County Michigan		
Ash Township, Precinct 1		
Election Day	664	2,298
AV Counting Boards	0	2,298
Total	664	2,298
Ash Township, Precinct 2		
Election Day	732	2,256
AV Counting Boards	0	2,256
Total	732	2,256
Ash Township, Precinct 3		
Election Day	593	1,846
AV Counting Boards	0	1,846
Total	593	1,846
Berlin Township, Precinct 1		
Election Day	444	2,040
AV Counting Boards	0	2,040
Total	444	2,040
Berlin Township, Precinct 2		
Election Day	731	2,563
AV Counting Boards	0	2,563
Total	731	2,563
Berlin Township, Precinct 3		
Election Day	407	1,200
AV Counting Boards	0	1,200
Total	407	1,200
Berlin Township, Precinct 4		
Election Day	582	1,979
AV Counting Boards	0	1,979
Total	582	1,979

Precinct	Scott Cramton (DEM)	Christopher Slat (DEM)	Total Votes
County			
Monroe County Michigan			
Ash Township, Precinct 1			
Election Day	125	100	225
AV Counting Boards	0	0	0
Total	125	100	225
Ash Township, Precinct 2			
Election Day	84	147	231
AV Counting Boards	0	0	0
Total	84	147	231
Ash Township, Precinct 3			
Election Day	69	118	187
AV Counting Boards	0	0	0
Total	69	118	187
Berlin Township, Precinct 1			
Election Day	52	118	170
AV Counting Boards	0	0	0
Total	52	118	170
Berlin Township, Precinct 2			
Election Day	121	144	265
AV Counting Boards	0	0	0
Total	121	144	265
Berlin Township, Precinct 3			
Election Day	37	105	142
AV Counting Boards	0	0	0
Total	37	105	142
Berlin Township, Precinct 4			
Election Day	87	100	187
AV Counting Boards	0	0	0
Total	87	100	187

Precinct	Write-In	Unresolved
County		
Monroe County Michigan		
Ash Township, Precinct 1		
Election Day	1	
AV Counting Boards	0	
Total	1	
Ash Township, Precinct 2		
Election Day	1	
AV Counting Boards	0	
Total	1	
Ash Township, Precinct 3		
Election Day	0	
AV Counting Boards	0	
Total	0	
Berlin Township, Precinct 1		
Election Day	1	
AV Counting Boards	0	
Total	1	
Berlin Township, Precinct 2		
Election Day	0	
AV Counting Boards	0	
Total	0	
Berlin Township, Precinct 3		
Election Day	0	
AV Counting Boards	0	
Total	0	
Berlin Township, Precinct 4		
Election Day	1	
AV Counting Boards	0	
Total	1	

Precinct	Times Cast	Registered Voters
City of Monroe, Precinct 1		
Election Day	158	2,816
AV Counting Boards	450	2,816
Total	608	2,816
City of Monroe, Precinct 2		
Election Day	180	2,579
AV Counting Boards	307	2,579
Total	487	2,579
City of Monroe, Precinct 3N		
Election Day	116	1,319
AV Counting Boards	172	1,319
Total	288	1,319
City of Monroe, Precinct 3S		
Election Day	88	1,504
AV Counting Boards	125	1,504
Total	213	1,504
City of Monroe, Precinct 4		
Election Day	283	2,825
AV Counting Boards	589	2,825
Total	872	2,825
City of Monroe, Precinct 5		
Election Day	226	2,844
AV Counting Boards	730	2,844
Total	956	2,844
City of Monroe, Precinct 6		
Election Day	212	2,515
AV Counting Boards	480	2,515
Total	692	2,515
Exeter Township, Precinct 1		
Election Day	396	1,359
AV Counting Boards	0	1,359
Total	396	1,359

Precinct	Scott Cramton (DEM)	Christopher Slat (DEM)	Total Votes
City of Monroe, Precinct 1			
Election Day	11	40	51
AV Counting Boards	56	203	259
Total	67	243	310
City of Monroe, Precinct 2			
Election Day	21	48	69
AV Counting Boards	58	96	154
Total	79	144	223
City of Monroe, Precinct 3N			
Election Day	9	35	44
AV Counting Boards	18	78	96
Total	27	113	140
City of Monroe, Precinct 3S			
Election Day	20	32	52
AV Counting Boards	42	40	82
Total	62	72	134
City of Monroe, Precinct 4			
Election Day	15	69	84
AV Counting Boards	68	252	320
Total	83	321	404
City of Monroe, Precinct 5			
Election Day	21	38	59
AV Counting Boards	153	216	369
Total	174	254	428
City of Monroe, Precinct 6			
Election Day	17	51	68
AV Counting Boards	55	158	213
Total	72	209	281
Exeter Township, Precinct 1			
Election Day	40	82	122
AV Counting Boards	0	0	0
Total	40	82	122

Unresolved
Write-In

Precinct		
City of Monroe, Precinct 1		
Election Day	2	
AV Counting Boards	0	
Total	2	
City of Monroe, Precinct 2		
Election Day	0	
AV Counting Boards	1	
Total	1	
City of Monroe, Precinct 3N		
Election Day	0	
AV Counting Boards	0	
Total	0	
City of Monroe, Precinct 3S		
Election Day	1	
AV Counting Boards	0	
Total	1	
City of Monroe, Precinct 4		
Election Day	2	
AV Counting Boards	0	
Total	2	
City of Monroe, Precinct 5		
Election Day	0	
AV Counting Boards	1	
Total	1	
City of Monroe, Precinct 6		
Election Day	0	
AV Counting Boards	1	
Total	1	
Exeter Township, Precinct 1		
Election Day	0	
AV Counting Boards	0	
Total	0	

Precinct	Times Cast	Registered Voters
Exeter Township, Precinct 2		
Election Day	475	1,775
AV Counting Boards	0	1,775
Total	475	1,775
Frenchtown Township, Precinct 1		
Election Day	126	1,233
AV Counting Boards	181	1,233
Total	307	1,233
Frenchtown Township, Precinct 2		
Election Day	141	1,262
AV Counting Boards	243	1,262
Total	384	1,262
Frenchtown Township, Precinct 3		
Election Day	151	1,363
AV Counting Boards	314	1,363
Total	465	1,363
Frenchtown Township, Precinct 4		
Election Day	154	1,732
AV Counting Boards	503	1,732
Total	657	1,732
Frenchtown Township, Precinct 5		
Election Day	139	2,444
AV Counting Boards	278	2,444
Total	417	2,444
Frenchtown Township, Precinct 6		
Election Day	230	2,052
AV Counting Boards	395	2,052
Total	625	2,052

Precinct	Scott Cramton (DEM)	Christopher Slat (DEM)	Total Votes
Exeter Township, Precinct 2			
Election Day	51	110	161
AV Counting Boards	0	0	0
Total	51	110	161
Frenchtown Township, Precinct 1			
Election Day	10	9	19
AV Counting Boards	23	35	58
Total	33	44	77
Frenchtown Township, Precinct 2			
Election Day	8	20	28
AV Counting Boards	31	72	103
Total	39	92	131
Frenchtown Township, Precinct 3			
Election Day	9	11	20
AV Counting Boards	53	41	94
Total	62	52	114
Frenchtown Township, Precinct 4			
Election Day	7	21	28
AV Counting Boards	41	158	199
Total	48	179	227
Frenchtown Township, Precinct 5			
Election Day	14	17	31
AV Counting Boards	67	68	135
Total	81	85	166
Frenchtown Township, Precinct 6			
Election Day	10	34	44
AV Counting Boards	46	100	146
Total	56	134	190

Write-In
Unresolved

Precinct		
Exeter Township, Precinct 2		
Election Day	0	
AV Counting Boards	0	
Total	0	
Frenchtown Township, Precinct 1		
Election Day	1	
AV Counting Boards	0	
Total	1	
Frenchtown Township, Precinct 2		
Election Day	0	
AV Counting Boards	1	
Total	1	
Frenchtown Township, Precinct 3		
Election Day	1	
AV Counting Boards	0	
Total	1	
Frenchtown Township, Precinct 4		
Election Day	0	
AV Counting Boards	0	
Total	0	
Frenchtown Township, Precinct 5		
Election Day	1	
AV Counting Boards	0	
Total	1	
Frenchtown Township, Precinct 6		
Election Day	0	
AV Counting Boards	0	
Total	0	

Precinct	Times Cast	Registered Voters
Frenchtown Township, Precinct 7	Election Day 238 AV Counting Boards 767 Total 1,005	3,031 3,031 3,031
Frenchtown Township, Precinct 8	Election Day 175 AV Counting Boards 313 Total 488	1,611 1,611 1,611
Frenchtown Township, Precinct 9	Election Day 89 AV Counting Boards 224 Total 313	1,355 1,355 1,355
London Township, Precinct 1	Election Day 834 AV Counting Boards 0 Total 834	2,498 2,498 2,498
Monroe Township, Precinct 6	Election Day 8 AV Counting Boards 14 Total 22	76 76 76
Monroe County Michigan - Total	14,657	52,375
Cumulative		
Cumulative	Election Day 0 AV Counting Boards 0 Total 0 Cumulative - Total 0 County - Total 14,657	0 0 0 0 52,375

Precinct	Scott Cramton (DEM)	Christopher Slat (DEM)	Total Votes
Frenchtown Township, Precinct 7	Election Day 16 AV Counting Boards 130 Total 146	28 151 179	44 281 325
Frenchtown Township, Precinct 8	Election Day 7 AV Counting Boards 36 Total 43	33 79 112	40 115 155
Frenchtown Township, Precinct 9	Election Day 7 AV Counting Boards 45 Total 52	25 63 88	32 108 140
London Township, Precinct 1	Election Day 74 AV Counting Boards 0 Total 74	153 0 153	227 0 227
Monroe Township, Precinct 6	Election Day 3 AV Counting Boards 1 Total 4	0 3 3	3 4 7
Monroe County Michigan - Total	1,868	3,501	5,369
Cumulative			
Cumulative	Election Day 0 AV Counting Boards 0 Total 0 Cumulative - Total 0 County - Total 1,868	0 0 0 0 3,501	0 0 0 0 5,369

Unresolved
Write-In

Precinct		
Frenchtown Township, Precinct 7	Election Day	0
	AV Counting Boards	0
	Total	0
Frenchtown Township, Precinct 8	Election Day	0
	AV Counting Boards	0
	Total	0
Frenchtown Township, Precinct 9	Election Day	0
	AV Counting Boards	0
	Total	0
London Township, Precinct 1	Election Day	0
	AV Counting Boards	0
	Total	0
Monroe Township, Precinct 6	Election Day	0
	AV Counting Boards	0
	Total	0
Monroe County Michigan - Total		16
Cumulative		
Cumulative	Election Day	0
	AV Counting Boards	0
	Total	0
	Cumulative - Total	0
	County - Total	16

Rep in State Legislature 56th District (DEM) (Vote for 1)

DEM


Precinct	Times Cast	Registered Voters
County		
Monroe County Michigan		
Bedford Township, Precinct 1		
Election Day	169	1,194
AV Counting Boards	169	1,194
Total	338	1,194
Bedford Township, Precinct 2		
Election Day	246	1,942
AV Counting Boards	395	1,942
Total	641	1,942
Bedford Township, Precinct 3		
Election Day	288	1,854
AV Counting Boards	300	1,854
Total	588	1,854
Bedford Township, Precinct 4		
Election Day	283	2,324
AV Counting Boards	480	2,324
Total	763	2,324
Bedford Township, Precinct 5		
Election Day	250	2,258
AV Counting Boards	397	2,258
Total	647	2,258
Bedford Township, Precinct 6		
Election Day	407	2,498
AV Counting Boards	530	2,498
Total	937	2,498
Bedford Township, Precinct 7		
Election Day	263	1,943
AV Counting Boards	476	1,943
Total	739	1,943

Precinct	Keith W. Kitchens (DEM)	Ernie Whiteside (DEM)	Total Votes
County			
Monroe County Michigan			
Bedford Township, Precinct 1			
Election Day	20	12	32
AV Counting Boards	32	27	59
Total	52	39	91
Bedford Township, Precinct 2			
Election Day	29	22	51
AV Counting Boards	54	71	125
Total	83	93	176
Bedford Township, Precinct 3			
Election Day	33	20	53
AV Counting Boards	70	46	116
Total	103	66	169
Bedford Township, Precinct 4			
Election Day	34	20	54
AV Counting Boards	107	75	182
Total	141	95	236
Bedford Township, Precinct 5			
Election Day	34	20	54
AV Counting Boards	93	63	156
Total	127	83	210
Bedford Township, Precinct 6			
Election Day	35	36	71
AV Counting Boards	99	109	208
Total	134	145	279
Bedford Township, Precinct 7			
Election Day	34	12	46
AV Counting Boards	113	60	173
Total	147	72	219

Precinct	County	Unresolved Write-In
Monroe County Michigan		
Bedford Township, Precinct 1		
Election Day	0	
AV Counting Boards	0	
Total	0	
Bedford Township, Precinct 2		
Election Day	0	
AV Counting Boards	1	
Total	1	
Bedford Township, Precinct 3		
Election Day	0	
AV Counting Boards	0	
Total	0	
Bedford Township, Precinct 4		
Election Day	1	
AV Counting Boards	0	
Total	1	
Bedford Township, Precinct 5		
Election Day	1	
AV Counting Boards	0	
Total	1	
Bedford Township, Precinct 6		
Election Day	1	
AV Counting Boards	0	
Total	1	
Bedford Township, Precinct 7		
Election Day	1	
AV Counting Boards	0	
Total	1	

Precinct	Times Cast	Registered Voters
Bedford Township, Precinct 8		
Election Day	291	2,077
AV Counting Boards	523	2,077
Total	814	2,077
Bedford Township, Precinct 9		
Election Day	190	1,285
AV Counting Boards	345	1,285
Total	535	1,285
Bedford Township, Precinct 10		
Election Day	192	1,365
AV Counting Boards	278	1,365
Total	470	1,365
Bedford Township, Precinct 11		
Election Day	356	2,454
AV Counting Boards	449	2,454
Total	805	2,454
Bedford Township, Precinct 12		
Election Day	218	1,736
AV Counting Boards	360	1,736
Total	578	1,736
Bedford Township, Precinct 13		
Election Day	292	1,997
AV Counting Boards	370	1,997
Total	662	1,997
Bedford Township, Precinct 14		
Election Day	145	2,212
AV Counting Boards	258	2,212
Total	403	2,212

Precinct	Keith W. Kitchens (DEM)	Ernie Whiteside (DEM)	Total Votes
Bedford Township, Precinct 8			
Election Day	39	30	69
AV Counting Boards	90	82	172
Total	129	112	241
Bedford Township, Precinct 9			
Election Day	17	13	30
AV Counting Boards	94	45	139
Total	111	58	169
Bedford Township, Precinct 10			
Election Day	15	19	34
AV Counting Boards	55	45	100
Total	70	64	134
Bedford Township, Precinct 11			
Election Day	32	22	54
AV Counting Boards	79	65	144
Total	111	87	198
Bedford Township, Precinct 12			
Election Day	21	29	50
AV Counting Boards	60	80	140
Total	81	109	190
Bedford Township, Precinct 13			
Election Day	35	19	54
AV Counting Boards	68	54	122
Total	103	73	176
Bedford Township, Precinct 14			
Election Day	15	23	38
AV Counting Boards	65	57	122
Total	80	80	160

		Write-In
Precinct		Unresolved
Bedford Township, Precinct 8		
Election Day	1	
AV Counting Boards	0	
Total	1	
Bedford Township, Precinct 9		
Election Day	0	
AV Counting Boards	0	
Total	0	
Bedford Township, Precinct 10		
Election Day	0	
AV Counting Boards	0	
Total	0	
Bedford Township, Precinct 11		
Election Day	0	
AV Counting Boards	0	
Total	0	
Bedford Township, Precinct 12		
Election Day	0	
AV Counting Boards	0	
Total	0	
Bedford Township, Precinct 13		
Election Day	0	
AV Counting Boards	0	
Total	0	
Bedford Township, Precinct 14		
Election Day	0	
AV Counting Boards	0	
Total	0	

Precinct	Times Cast	Registered Voters
City of Luna Pier, Precinct 1		
Election Day	372	1,165
AV Counting Boards	0	1,165
Total	372	1,165
City of Milan, Precinct 1		
Election Day	423	1,676
AV Counting Boards	0	1,676
Total	423	1,676
City of Petersburg, Precinct 1		
Election Day	268	894
AV Counting Boards	0	894
Total	268	894
Dundee Township, Precinct 1		
Election Day	467	1,656
AV Counting Boards	0	1,656
Total	467	1,656
Dundee Township, Precinct 2		
Election Day	654	2,178
AV Counting Boards	0	2,178
Total	654	2,178
Dundee Township, Precinct 3		
Election Day	692	2,406
AV Counting Boards	0	2,406
Total	692	2,406
Erie Township, Precinct 1		
Election Day	249	1,915
AV Counting Boards	423	1,915
Total	672	1,915
Erie Township, Precinct 2		
Election Day	164	1,625
AV Counting Boards	238	1,625
Total	402	1,625

Precinct	Keith W. Kitchens (DEM)	Ernie Whiteside (DEM)	Total Votes
City of Luna Pier, Precinct 1			
Election Day	80	60	140
AV Counting Boards	0	0	0
Total	80	60	140
City of Milan, Precinct 1			
Election Day	120	102	222
AV Counting Boards	0	0	0
Total	120	102	222
City of Petersburg, Precinct 1			
Election Day	58	43	101
AV Counting Boards	0	0	0
Total	58	43	101
Dundee Township, Precinct 1			
Election Day	72	83	155
AV Counting Boards	0	0	0
Total	72	83	155
Dundee Township, Precinct 2			
Election Day	110	106	216
AV Counting Boards	0	0	0
Total	110	106	216
Dundee Township, Precinct 3			
Election Day	95	144	239
AV Counting Boards	0	0	0
Total	95	144	239
Erie Township, Precinct 1			
Election Day	34	12	46
AV Counting Boards	71	61	132
Total	105	73	178
Erie Township, Precinct 2			
Election Day	9	8	17
AV Counting Boards	33	55	88
Total	42	63	105

Unresolved Write-In		Precinct
City of Luna Pier, Precinct 1		
Election Day	0	
AV Counting Boards	0	
Total	0	
City of Milan, Precinct 1		
Election Day	0	
AV Counting Boards	0	
Total	0	
City of Petersburg, Precinct 1		
Election Day	0	
AV Counting Boards	0	
Total	0	
Dundee Township, Precinct 1		
Election Day	0	
AV Counting Boards	0	
Total	0	
Dundee Township, Precinct 2		
Election Day	1	
AV Counting Boards	0	
Total	1	
Dundee Township, Precinct 3		
Election Day	0	
AV Counting Boards	0	
Total	0	
Erie Township, Precinct 1		
Election Day	1	
AV Counting Boards	0	
Total	1	
Erie Township, Precinct 2		
Election Day	0	
AV Counting Boards	0	
Total	0	

Precinct	Times Cast	Registered Voters
Ida Township, Precinct 1		
Election Day	272	2,144
AV Counting Boards	346	2,144
Total	618	2,144
Ida Township, Precinct 2		
Election Day	293	1,904
AV Counting Boards	394	1,904
Total	687	1,904
La Salle Township, Precinct 1		
Election Day	253	1,788
AV Counting Boards	419	1,788
Total	672	1,788
La Salle Township, Precinct 2		
Election Day	325	2,168
AV Counting Boards	454	2,168
Total	779	2,168
Milan Township, Precinct 1		
Election Day	451	1,397
AV Counting Boards	0	1,397
Total	451	1,397
Monroe Township, Precinct 1		
Election Day	114	1,471
AV Counting Boards	338	1,471
Total	452	1,471
Monroe Township, Precinct 2		
Election Day	75	1,539
AV Counting Boards	173	1,539
Total	248	1,539
Monroe Township, Precinct 3		
Election Day	146	1,109
AV Counting Boards	308	1,109
Total	454	1,109

Precinct	Keith W. Kitchens (DEM)	Ernie Whiteside (DEM)	Total Votes
Ida Township, Precinct 1			
Election Day	27	11	38
AV Counting Boards	55	47	102
Total	82	58	140
Ida Township, Precinct 2			
Election Day	21	31	52
AV Counting Boards	48	67	115
Total	69	98	167
La Salle Township, Precinct 1			
Election Day	17	9	26
AV Counting Boards	42	55	97
Total	59	64	123
La Salle Township, Precinct 2			
Election Day	23	28	51
AV Counting Boards	55	85	140
Total	78	113	191
Milan Township, Precinct 1			
Election Day	72	65	137
AV Counting Boards	0	0	0
Total	72	65	137
Monroe Township, Precinct 1			
Election Day	12	27	39
AV Counting Boards	67	86	153
Total	79	113	192
Monroe Township, Precinct 2			
Election Day	11	8	19
AV Counting Boards	41	49	90
Total	52	57	109
Monroe Township, Precinct 3			
Election Day	16	17	33
AV Counting Boards	49	81	130
Total	65	98	163

Unresolved
Write-In

Precinct		
Ida Township, Precinct 1		
Election Day	0	
AV Counting Boards	0	
Total	0	
Ida Township, Precinct 2		
Election Day	0	
AV Counting Boards	0	
Total	0	
La Salle Township, Precinct 1		
Election Day	0	
AV Counting Boards	0	
Total	0	
La Salle Township, Precinct 2		
Election Day	0	
AV Counting Boards	0	
Total	0	
Milan Township, Precinct 1		
Election Day	1	
AV Counting Boards	0	
Total	1	
Monroe Township, Precinct 1		
Election Day	0	
AV Counting Boards	0	
Total	0	
Monroe Township, Precinct 2		
Election Day	0	
AV Counting Boards	0	
Total	0	
Monroe Township, Precinct 3		
Election Day	0	
AV Counting Boards	0	
Total	0	

Precinct	Times Cast	Registered Voters
Monroe Township, Precinct 4		
Election Day	186	2,352
AV Counting Boards	391	2,352
Total	577	2,352
Monroe Township, Precinct 5		
Election Day	242	2,557
AV Counting Boards	589	2,557
Total	831	2,557
Monroe Township, Precinct 6		
Election Day	133	10,675
AV Counting Boards	383	10,675
Total	516	10,675
Raisinville Township, Precinct 1		
Election Day	241	2,303
AV Counting Boards	592	2,303
Total	833	2,303
Raisinville Township, Precinct 2		
Election Day	271	2,757
AV Counting Boards	520	2,757
Total	791	2,757
Summerfield Township, Precinct 1		
Election Day	984	2,453
AV Counting Boards	0	2,453
Total	984	2,453
Whiteford Township, Precinct 1		
Election Day	213	2,071
AV Counting Boards	305	2,071
Total	518	2,071

Precinct	Keith W. Kitchens (DEM)	Ernie Whiteside (DEM)	Total Votes
Monroe Township, Precinct 4			
Election Day	22	27	49
AV Counting Boards	120	63	183
Total	142	90	232
Monroe Township, Precinct 5			
Election Day	16	18	34
AV Counting Boards	90	145	235
Total	106	163	269
Monroe Township, Precinct 6			
Election Day	11	16	27
AV Counting Boards	86	71	157
Total	97	87	184
Raisinville Township, Precinct 1			
Election Day	12	15	27
AV Counting Boards	72	113	185
Total	84	128	212
Raisinville Township, Precinct 2			
Election Day	30	28	58
AV Counting Boards	127	90	217
Total	157	118	275
Summerfield Township, Precinct 1			
Election Day	67	99	166
AV Counting Boards	0	0	0
Total	67	99	166
Whiteford Township, Precinct 1			
Election Day	29	14	43
AV Counting Boards	68	45	113
Total	97	59	156

Precinct		Unresolved	Write-In
Monroe Township, Precinct 4			
	Election Day	1	
	AV Counting Boards	2	
	Total	3	
Monroe Township, Precinct 5			
	Election Day	0	
	AV Counting Boards	1	
	Total	1	
Monroe Township, Precinct 6			
	Election Day	1	
	AV Counting Boards	0	
	Total	1	
Raisinville Township, Precinct 1			
	Election Day	0	
	AV Counting Boards	0	
	Total	0	
Raisinville Township, Precinct 2			
	Election Day	0	
	AV Counting Boards	0	
	Total	0	
Summerfield Township, Precinct 1			
	Election Day	1	
	AV Counting Boards	0	
	Total	1	
Whiteford Township, Precinct 1			
	Election Day	0	
	AV Counting Boards	0	
	Total	0	

Precinct	Times Cast	Registered Voters
Whiteford Township, Precinct 2		
	Election Day	170
	AV Counting Boards	215
	Total	385
Monroe County Michigan - Total	22,666	81,102
Cumulative		
Cumulative		
	Election Day	0
	AV Counting Boards	0
	Total	0
	Cumulative - Total	0
County - Total	22,666	81,102

Precinct	Keith W. Kitchens (DEM)	Ernie Whiteside (DEM)	Total Votes
Whiteford Township, Precinct 2			
	Election Day	14	11
	AV Counting Boards	31	20
	Total	45	31
Monroe County Michigan - Total	3,505	3,291	6,796
Cumulative			
Cumulative			
	Election Day	0	0
	AV Counting Boards	0	0
	Total	0	0
	Cumulative - Total	0	0
County - Total	3,505	3,291	6,796

Precinct	Unresolved	Write-In
Whiteford Township, Precinct		
2		
	Election Day	0
	AV Counting Boards	0
	Total	0
Monroe County Michigan -		15
	Total	
Cumulative		
Cumulative		
	Election Day	0
	AV Counting Boards	0
	Total	0
	Cumulative - Total	0
County - Total		15

United States Senator (REP) (Vote for 1) REP

Precinct	Times Cast	Registered Voters
----------	------------	-------------------

Precinct	John James (REP)	Total Votes	Unresolved Write-In
----------	------------------	-------------	---------------------

County

Monroe County Michigan

Ash Township, Precinct 1		
Election Day	664	2,298
AV Counting Boards	0	2,298
Total	664	2,298

Ash Township, Precinct 2

Election Day	732	2,256
AV Counting Boards	0	2,256
Total	732	2,256

Ash Township, Precinct 3

Election Day	593	1,846
AV Counting Boards	0	1,846
Total	593	1,846

Bedford Township, Precinct 1

Election Day	169	1,194
AV Counting Boards	169	1,194
Total	338	1,194

Bedford Township, Precinct 2

Election Day	246	1,942
AV Counting Boards	395	1,942
Total	641	1,942

Bedford Township, Precinct 3

Election Day	288	1,854
AV Counting Boards	300	1,854
Total	588	1,854

Bedford Township, Precinct 4

Election Day	283	2,324
AV Counting Boards	480	2,324
Total	763	2,324

County

Monroe County Michigan

Ash Township, Precinct 1

Election Day	303	303	1
AV Counting Boards	0	0	0
Total	303	303	1

Ash Township, Precinct 2

Election Day	326	326	1
AV Counting Boards	0	0	0
Total	326	326	1

Ash Township, Precinct 3

Election Day	267	267	3
AV Counting Boards	0	0	0
Total	267	267	3

Bedford Township, Precinct 1

Election Day	120	120	0
AV Counting Boards	73	73	2
Total	193	193	2

Bedford Township, Precinct 2

Election Day	165	165	0
AV Counting Boards	152	152	0
Total	317	317	0

Bedford Township, Precinct 3

Election Day	199	199	2
AV Counting Boards	90	90	0
Total	289	289	2

Bedford Township, Precinct 4

Election Day	186	186	1
AV Counting Boards	172	172	0
Total	358	358	1

Precinct	Times Cast	Registered Voters
Bedford Township, Precinct 5		
Election Day	250	2,258
AV Counting Boards	397	2,258
Total	647	2,258
Bedford Township, Precinct 6		
Election Day	407	2,498
AV Counting Boards	530	2,498
Total	937	2,498
Bedford Township, Precinct 7		
Election Day	263	1,943
AV Counting Boards	476	1,943
Total	739	1,943
Bedford Township, Precinct 8		
Election Day	291	2,077
AV Counting Boards	523	2,077
Total	814	2,077
Bedford Township, Precinct 9		
Election Day	190	1,285
AV Counting Boards	345	1,285
Total	535	1,285
Bedford Township, Precinct 10		
Election Day	192	1,365
AV Counting Boards	278	1,365
Total	470	1,365
Bedford Township, Precinct 11		
Election Day	356	2,454
AV Counting Boards	449	2,454
Total	805	2,454

Precinct	John James (REP)	Total Votes	Unresolved Write-In
Bedford Township, Precinct 5			
Election Day	161	161	0
AV Counting Boards	135	135	0
Total	296	296	0
Bedford Township, Precinct 6			
Election Day	290	290	0
AV Counting Boards	196	196	0
Total	486	486	0
Bedford Township, Precinct 7			
Election Day	187	187	0
AV Counting Boards	152	152	1
Total	339	339	1
Bedford Township, Precinct 8			
Election Day	186	186	0
AV Counting Boards	207	207	1
Total	393	393	1
Bedford Township, Precinct 9			
Election Day	120	120	0
AV Counting Boards	113	113	0
Total	233	233	0
Bedford Township, Precinct 10			
Election Day	133	133	1
AV Counting Boards	111	111	0
Total	244	244	1
Bedford Township, Precinct 11			
Election Day	245	245	0
AV Counting Boards	180	180	1
Total	425	425	1

Precinct	Times Cast	Registered Voters
Bedford Township, Precinct 12		
Election Day	218	1,736
AV Counting Boards	360	1,736
Total	578	1,736
Bedford Township, Precinct 13		
Election Day	292	1,997
AV Counting Boards	370	1,997
Total	662	1,997
Bedford Township, Precinct 14		
Election Day	145	2,212
AV Counting Boards	258	2,212
Total	403	2,212
Berlin Township, Precinct 1		
Election Day	444	2,040
AV Counting Boards	0	2,040
Total	444	2,040
Berlin Township, Precinct 2		
Election Day	731	2,563
AV Counting Boards	0	2,563
Total	731	2,563
Berlin Township, Precinct 3		
Election Day	407	1,200
AV Counting Boards	0	1,200
Total	407	1,200
Berlin Township, Precinct 4		
Election Day	582	1,979
AV Counting Boards	0	1,979
Total	582	1,979

Precinct	John James (REP)	Total Votes	Unresolved Write-In
Bedford Township, Precinct 12			
Election Day	138	138	0
AV Counting Boards	120	120	0
Total	258	258	0
Bedford Township, Precinct 13			
Election Day	199	199	0
AV Counting Boards	131	131	1
Total	330	330	1
Bedford Township, Precinct 14			
Election Day	84	84	0
AV Counting Boards	76	76	0
Total	160	160	0
Berlin Township, Precinct 1			
Election Day	197	197	1
AV Counting Boards	0	0	0
Total	197	197	1
Berlin Township, Precinct 2			
Election Day	350	350	0
AV Counting Boards	0	0	0
Total	350	350	0
Berlin Township, Precinct 3			
Election Day	162	162	0
AV Counting Boards	0	0	0
Total	162	162	0
Berlin Township, Precinct 4			
Election Day	261	261	0
AV Counting Boards	0	0	0
Total	261	261	0

Precinct	Times Cast	Registered Voters
City of Luna Pier, Precinct 1		
Election Day	372	1,165
AV Counting Boards	0	1,165
Total	372	1,165
City of Milan, Precinct 1		
Election Day	423	1,676
AV Counting Boards	0	1,676
Total	423	1,676
City of Monroe, Precinct 1		
Election Day	158	2,816
AV Counting Boards	450	2,816
Total	608	2,816
City of Monroe, Precinct 2		
Election Day	180	2,579
AV Counting Boards	307	2,579
Total	487	2,579
City of Monroe, Precinct 3N		
Election Day	116	1,319
AV Counting Boards	172	1,319
Total	288	1,319
City of Monroe, Precinct 3S		
Election Day	88	1,504
AV Counting Boards	125	1,504
Total	213	1,504
City of Monroe, Precinct 4		
Election Day	283	2,825
AV Counting Boards	589	2,825
Total	872	2,825
City of Monroe, Precinct 5		
Election Day	226	2,844
AV Counting Boards	730	2,844
Total	956	2,844

Precinct	John James (REP)	Total Votes	Unresolved Write-In
City of Luna Pier, Precinct 1			
Election Day	150	150	0
AV Counting Boards	0	0	0
Total	150	150	0
City of Milan, Precinct 1			
Election Day	156	156	0
AV Counting Boards	0	0	0
Total	156	156	0
City of Monroe, Precinct 1			
Election Day	98	98	0
AV Counting Boards	108	108	1
Total	206	206	1
City of Monroe, Precinct 2			
Election Day	100	100	2
AV Counting Boards	68	68	1
Total	168	168	3
City of Monroe, Precinct 3N			
Election Day	69	69	0
AV Counting Boards	34	34	0
Total	103	103	0
City of Monroe, Precinct 3S			
Election Day	31	31	0
AV Counting Boards	26	26	0
Total	57	57	0
City of Monroe, Precinct 4			
Election Day	185	185	2
AV Counting Boards	147	147	0
Total	332	332	2
City of Monroe, Precinct 5			
Election Day	141	141	2
AV Counting Boards	168	168	1
Total	309	309	3

Precinct	Times Cast	Registered Voters
City of Monroe, Precinct 6		
Election Day	212	2,515
AV Counting Boards	480	2,515
Total	692	2,515
City of Petersburg, Precinct 1		
Election Day	268	894
AV Counting Boards	0	894
Total	268	894
Dundee Township, Precinct 1		
Election Day	467	1,656
AV Counting Boards	0	1,656
Total	467	1,656
Dundee Township, Precinct 2		
Election Day	654	2,178
AV Counting Boards	0	2,178
Total	654	2,178
Dundee Township, Precinct 3		
Election Day	692	2,406
AV Counting Boards	0	2,406
Total	692	2,406
Erie Township, Precinct 1		
Election Day	249	1,915
AV Counting Boards	423	1,915
Total	672	1,915
Erie Township, Precinct 2		
Election Day	164	1,625
AV Counting Boards	238	1,625
Total	402	1,625
Exeter Township, Precinct 1		
Election Day	396	1,359
AV Counting Boards	0	1,359
Total	396	1,359

Precinct	John James (REP)	Total Votes	Unresolved Write-In
City of Monroe, Precinct 6			
Election Day	124	124	1
AV Counting Boards	126	126	0
Total	250	250	1
City of Petersburg, Precinct 1			
Election Day	109	109	0
AV Counting Boards	0	0	0
Total	109	109	0
Dundee Township, Precinct 1			
Election Day	178	178	0
AV Counting Boards	0	0	0
Total	178	178	0
Dundee Township, Precinct 2			
Election Day	262	262	3
AV Counting Boards	0	0	0
Total	262	262	3
Dundee Township, Precinct 3			
Election Day	311	311	0
AV Counting Boards	0	0	0
Total	311	311	0
Erie Township, Precinct 1			
Election Day	161	161	0
AV Counting Boards	164	164	0
Total	325	325	0
Erie Township, Precinct 2			
Election Day	120	120	0
AV Counting Boards	80	80	1
Total	200	200	1
Exeter Township, Precinct 1			
Election Day	195	195	3
AV Counting Boards	0	0	0
Total	195	195	3

Precinct	Times Cast	Registered Voters
Exeter Township, Precinct 2		
Election Day	475	1,775
AV Counting Boards	0	1,775
Total	475	1,775
Frenchtown Township, Precinct 1		
Election Day	126	1,233
AV Counting Boards	181	1,233
Total	307	1,233
Frenchtown Township, Precinct 2		
Election Day	141	1,262
AV Counting Boards	243	1,262
Total	384	1,262
Frenchtown Township, Precinct 3		
Election Day	151	1,363
AV Counting Boards	314	1,363
Total	465	1,363
Frenchtown Township, Precinct 4		
Election Day	154	1,732
AV Counting Boards	503	1,732
Total	657	1,732
Frenchtown Township, Precinct 5		
Election Day	139	2,444
AV Counting Boards	278	2,444
Total	417	2,444
Frenchtown Township, Precinct 6		
Election Day	230	2,052
AV Counting Boards	395	2,052
Total	625	2,052

Precinct	John James (REP)	Total Votes	Write-In
Exeter Township, Precinct 2			
Election Day	221	221	0
AV Counting Boards	0	0	0
Total	221	221	0
Frenchtown Township, Precinct 1			
Election Day	92	92	0
AV Counting Boards	71	71	0
Total	163	163	0
Frenchtown Township, Precinct 2			
Election Day	97	97	1
AV Counting Boards	61	61	1
Total	158	158	2
Frenchtown Township, Precinct 3			
Election Day	114	114	1
AV Counting Boards	115	115	1
Total	229	229	2
Frenchtown Township, Precinct 4			
Election Day	120	120	0
AV Counting Boards	186	186	0
Total	306	306	0
Frenchtown Township, Precinct 5			
Election Day	104	104	0
AV Counting Boards	64	64	2
Total	168	168	2
Frenchtown Township, Precinct 6			
Election Day	167	167	0
AV Counting Boards	108	108	3
Total	275	275	3

Times Cast
Registered Voters

Precinct	Times Cast	Registered Voters
Frenchtown Township, Precinct 7		
Election Day	238	3,031
AV Counting Boards	767	3,031
Total	1,005	3,031
Frenchtown Township, Precinct 8		
Election Day	175	1,611
AV Counting Boards	313	1,611
Total	488	1,611
Frenchtown Township, Precinct 9		
Election Day	89	1,355
AV Counting Boards	224	1,355
Total	313	1,355
Ida Township, Precinct 1		
Election Day	272	2,144
AV Counting Boards	346	2,144
Total	618	2,144
Ida Township, Precinct 2		
Election Day	293	1,904
AV Counting Boards	394	1,904
Total	687	1,904
La Salle Township, Precinct 1		
Election Day	253	1,788
AV Counting Boards	419	1,788
Total	672	1,788
La Salle Township, Precinct 2		
Election Day	325	2,168
AV Counting Boards	454	2,168
Total	779	2,168

John James (REP)
Total Votes
Unresolved
Write-In

Precinct	John James (REP)	Total Votes	Unresolved	Write-In
Frenchtown Township, Precinct 7				
Election Day	155	155		3
AV Counting Boards	272	272		3
Total	427	427		6
Frenchtown Township, Precinct 8				
Election Day	119	119		2
AV Counting Boards	111	111		1
Total	230	230		3
Frenchtown Township, Precinct 9				
Election Day	53	53		1
AV Counting Boards	55	55		0
Total	108	108		1
Ida Township, Precinct 1				
Election Day	207	207		0
AV Counting Boards	146	146		0
Total	353	353		0
Ida Township, Precinct 2				
Election Day	212	212		0
AV Counting Boards	154	154		0
Total	366	366		0
La Salle Township, Precinct 1				
Election Day	200	200		2
AV Counting Boards	167	167		0
Total	367	367		2
La Salle Township, Precinct 2				
Election Day	237	237		4
AV Counting Boards	190	190		0
Total	427	427		4

Precinct	Times Cast	Registered Voters
London Township, Precinct 1		
Election Day	834	2,498
AV Counting Boards	0	2,498
Total	834	2,498
Milan Township, Precinct 1		
Election Day	451	1,397
AV Counting Boards	0	1,397
Total	451	1,397
Monroe Township, Precinct 1		
Election Day	114	1,471
AV Counting Boards	338	1,471
Total	452	1,471
Monroe Township, Precinct 2		
Election Day	75	1,539
AV Counting Boards	173	1,539
Total	248	1,539
Monroe Township, Precinct 3		
Election Day	146	1,109
AV Counting Boards	308	1,109
Total	454	1,109
Monroe Township, Precinct 4		
Election Day	186	2,352
AV Counting Boards	391	2,352
Total	577	2,352
Monroe Township, Precinct 5		
Election Day	242	2,557
AV Counting Boards	589	2,557
Total	831	2,557
Monroe Township, Precinct 6		
Election Day	141	10,751
AV Counting Boards	397	10,751
Total	538	10,751

Precinct	John James (REP)	Total Votes	Unresolved Write-In
London Township, Precinct 1			
Election Day	408	408	4
AV Counting Boards	0	0	0
Total	408	408	4
Milan Township, Precinct 1			
Election Day	216	216	1
AV Counting Boards	0	0	0
Total	216	216	1
Monroe Township, Precinct 1			
Election Day	68	68	0
AV Counting Boards	90	90	0
Total	158	158	0
Monroe Township, Precinct 2			
Election Day	46	46	0
AV Counting Boards	41	41	0
Total	87	87	0
Monroe Township, Precinct 3			
Election Day	101	101	1
AV Counting Boards	87	87	2
Total	188	188	3
Monroe Township, Precinct 4			
Election Day	122	122	2
AV Counting Boards	98	98	0
Total	220	220	2
Monroe Township, Precinct 5			
Election Day	198	198	0
AV Counting Boards	196	196	3
Total	394	394	3
Monroe Township, Precinct 6			
Election Day	101	101	0
AV Counting Boards	132	132	0
Total	233	233	0

Precinct	Times Cast	Registered Voters
Raisinville Township, Precinct 1		
Election Day	241	2,303
AV Counting Boards	592	2,303
Total	833	2,303
Raisinville Township, Precinct 2		
Election Day	271	2,757
AV Counting Boards	520	2,757
Total	791	2,757
Summerfield Township, Precinct 1		
Election Day	984	2,453
AV Counting Boards	0	2,453
Total	984	2,453
Whiteford Township, Precinct 1		
Election Day	213	2,071
AV Counting Boards	305	2,071
Total	518	2,071
Whiteford Township, Precinct 2		
Election Day	170	1,760
AV Counting Boards	215	1,760
Total	385	1,760
Monroe County Michigan - Total	37,323	133,477
Cumulative		
Cumulative		
Election Day	0	0
AV Counting Boards	0	0
Total	0	0
Cumulative - Total	0	0
County - Total	37,323	133,477

Precinct	John James (REP)	Total Votes	Write-In Unresolved
Raisinville Township, Precinct 1			
Election Day	194	194	1
AV Counting Boards	242	242	0
Total	436	436	1
Raisinville Township, Precinct 2			
Election Day	184	184	0
AV Counting Boards	161	161	2
Total	345	345	2
Summerfield Township, Precinct 1			
Election Day	558	558	2
AV Counting Boards	0	0	0
Total	558	558	2
Whiteford Township, Precinct 1			
Election Day	150	150	0
AV Counting Boards	123	123	0
Total	273	273	0
Whiteford Township, Precinct 2			
Election Day	129	129	0
AV Counting Boards	101	101	1
Total	230	230	1
Monroe County Michigan - Total	17,042	17,042	77
Cumulative			
Cumulative			
Election Day	0	0	0
AV Counting Boards	0	0	0
Total	0	0	0
Cumulative - Total	0	0	0
County - Total	17,042	17,042	77

Representative in Congress 7th District (REP) (Vote for 1)

REP

Precinct	County	Times Cast	Registered Voters	Precinct	County	Tim Walberg (REP)	Total Votes	Unresolved Write-In
Monroe County Michigan								
Ash Township, Precinct 1								
Election Day		664	2,298	Election Day		305	305	1
AV Counting Boards		0	2,298	AV Counting Boards		0	0	0
Total		664	2,298	Total		305	305	1
Ash Township, Precinct 2								
Election Day		732	2,256	Election Day		336	336	1
AV Counting Boards		0	2,256	AV Counting Boards		0	0	0
Total		732	2,256	Total		336	336	1
Ash Township, Precinct 3								
Election Day		593	1,846	Election Day		265	265	4
AV Counting Boards		0	1,846	AV Counting Boards		0	0	0
Total		593	1,846	Total		265	265	4
Bedford Township, Precinct 1								
Election Day		169	1,194	Election Day		118	118	0
AV Counting Boards		169	1,194	AV Counting Boards		75	75	1
Total		338	1,194	Total		193	193	1
Bedford Township, Precinct 2								
Election Day		246	1,942	Election Day		168	168	0
AV Counting Boards		395	1,942	AV Counting Boards		158	158	0
Total		641	1,942	Total		326	326	0
Bedford Township, Precinct 3								
Election Day		288	1,854	Election Day		202	202	1
AV Counting Boards		300	1,854	AV Counting Boards		103	103	0
Total		588	1,854	Total		305	305	1
Bedford Township, Precinct 4								
Election Day		283	2,324	Election Day		188	188	0
AV Counting Boards		480	2,324	AV Counting Boards		174	174	0
Total		763	2,324	Total		362	362	0

Precinct	Times Cast	Registered Voters
Bedford Township, Precinct 5		
Election Day	250	2,258
AV Counting Boards	397	2,258
Total	647	2,258
Bedford Township, Precinct 6		
Election Day	407	2,498
AV Counting Boards	530	2,498
Total	937	2,498
Bedford Township, Precinct 7		
Election Day	263	1,943
AV Counting Boards	476	1,943
Total	739	1,943
Bedford Township, Precinct 8		
Election Day	291	2,077
AV Counting Boards	523	2,077
Total	814	2,077
Bedford Township, Precinct 9		
Election Day	190	1,285
AV Counting Boards	345	1,285
Total	535	1,285
Bedford Township, Precinct 10		
Election Day	192	1,365
AV Counting Boards	278	1,365
Total	470	1,365
Bedford Township, Precinct 11		
Election Day	356	2,454
AV Counting Boards	449	2,454
Total	805	2,454

Precinct	Tim Walberg (REP)	Total Votes	Unresolved Write-In
Bedford Township, Precinct 5			
Election Day	160	160	0
AV Counting Boards	146	146	0
Total	306	306	0
Bedford Township, Precinct 6			
Election Day	285	285	0
AV Counting Boards	205	205	0
Total	490	490	0
Bedford Township, Precinct 7			
Election Day	188	188	0
AV Counting Boards	165	165	0
Total	353	353	0
Bedford Township, Precinct 8			
Election Day	182	182	0
AV Counting Boards	214	214	0
Total	396	396	0
Bedford Township, Precinct 9			
Election Day	122	122	0
AV Counting Boards	114	114	0
Total	236	236	0
Bedford Township, Precinct 10			
Election Day	140	140	1
AV Counting Boards	113	113	0
Total	253	253	1
Bedford Township, Precinct 11			
Election Day	244	244	0
AV Counting Boards	182	182	0
Total	426	426	0

Precinct	Times Cast	Registered Voters
Bedford Township, Precinct 12		
Election Day	218	1,736
AV Counting Boards	360	1,736
Total	578	1,736
Bedford Township, Precinct 13		
Election Day	292	1,997
AV Counting Boards	370	1,997
Total	662	1,997
Bedford Township, Precinct 14		
Election Day	145	2,212
AV Counting Boards	258	2,212
Total	403	2,212
Berlin Township, Precinct 1		
Election Day	444	2,040
AV Counting Boards	0	2,040
Total	444	2,040
Berlin Township, Precinct 2		
Election Day	731	2,563
AV Counting Boards	0	2,563
Total	731	2,563
Berlin Township, Precinct 3		
Election Day	407	1,200
AV Counting Boards	0	1,200
Total	407	1,200
Berlin Township, Precinct 4		
Election Day	582	1,979
AV Counting Boards	0	1,979
Total	582	1,979

Precinct	Tim Walberg (REP)	Total Votes	Unresolved Write-In
Bedford Township, Precinct 12			
Election Day	138	138	1
AV Counting Boards	121	121	0
Total	259	259	1
Bedford Township, Precinct 13			
Election Day	200	200	0
AV Counting Boards	146	146	0
Total	346	346	0
Bedford Township, Precinct 14			
Election Day	87	87	0
AV Counting Boards	76	76	0
Total	163	163	0
Berlin Township, Precinct 1			
Election Day	199	199	1
AV Counting Boards	0	0	0
Total	199	199	1
Berlin Township, Precinct 2			
Election Day	351	351	0
AV Counting Boards	0	0	0
Total	351	351	0
Berlin Township, Precinct 3			
Election Day	164	164	0
AV Counting Boards	0	0	0
Total	164	164	0
Berlin Township, Precinct 4			
Election Day	265	265	0
AV Counting Boards	0	0	0
Total	265	265	0

Precinct	Times Cast	Registered Voters	Tim Walberg (REP)	Total Votes	Unresolved Write-In
City of Luna Pier, Precinct 1					
Election Day	372	1,165	152	152	1
AV Counting Boards	0	1,165	0	0	0
Total	372	1,165	152	152	1
City of Milan, Precinct 1					
Election Day	423	1,676	159	159	0
AV Counting Boards	0	1,676	0	0	0
Total	423	1,676	159	159	0
City of Monroe, Precinct 1					
Election Day	158	2,816	94	94	0
AV Counting Boards	450	2,816	112	112	0
Total	608	2,816	206	206	0
City of Monroe, Precinct 2					
Election Day	180	2,579	102	102	1
AV Counting Boards	307	2,579	73	73	1
Total	487	2,579	175	175	2
City of Monroe, Precinct 3N					
Election Day	116	1,319	67	67	0
AV Counting Boards	172	1,319	35	35	0
Total	288	1,319	102	102	0
City of Monroe, Precinct 3S					
Election Day	88	1,504	31	31	0
AV Counting Boards	125	1,504	27	27	0
Total	213	1,504	58	58	0
City of Monroe, Precinct 4					
Election Day	283	2,825	185	185	0
AV Counting Boards	589	2,825	147	147	1
Total	872	2,825	332	332	1
City of Monroe, Precinct 5					
Election Day	226	2,844	137	137	1
AV Counting Boards	730	2,844	180	180	0
Total	956	2,844	317	317	1

Precinct	Times Cast	Registered Voters
City of Monroe, Precinct 6		
Election Day	212	2,515
AV Counting Boards	480	2,515
Total	692	2,515
City of Petersburg, Precinct 1		
Election Day	268	894
AV Counting Boards	0	894
Total	268	894
Dundee Township, Precinct 1		
Election Day	467	1,656
AV Counting Boards	0	1,656
Total	467	1,656
Dundee Township, Precinct 2		
Election Day	654	2,178
AV Counting Boards	0	2,178
Total	654	2,178
Dundee Township, Precinct 3		
Election Day	692	2,406
AV Counting Boards	0	2,406
Total	692	2,406
Erie Township, Precinct 1		
Election Day	249	1,915
AV Counting Boards	423	1,915
Total	672	1,915
Erie Township, Precinct 2		
Election Day	164	1,625
AV Counting Boards	238	1,625
Total	402	1,625
Exeter Township, Precinct 1		
Election Day	396	1,359
AV Counting Boards	0	1,359
Total	396	1,359

Precinct	Tim Walberg (REP)	Total Votes	Unresolved Write-In
City of Monroe, Precinct 6			
Election Day	122	122	0
AV Counting Boards	135	135	0
Total	257	257	0
City of Petersburg, Precinct 1			
Election Day	108	108	0
AV Counting Boards	0	0	0
Total	108	108	0
Dundee Township, Precinct 1			
Election Day	180	180	0
AV Counting Boards	0	0	0
Total	180	180	0
Dundee Township, Precinct 2			
Election Day	269	269	1
AV Counting Boards	0	0	0
Total	269	269	1
Dundee Township, Precinct 3			
Election Day	308	308	0
AV Counting Boards	0	0	0
Total	308	308	0
Erie Township, Precinct 1			
Election Day	165	165	0
AV Counting Boards	173	173	0
Total	338	338	0
Erie Township, Precinct 2			
Election Day	124	124	0
AV Counting Boards	81	81	1
Total	205	205	1
Exeter Township, Precinct 1			
Election Day	194	194	1
AV Counting Boards	0	0	0
Total	194	194	1

Precinct	Times Cast	Registered Voters
Exeter Township, Precinct 2		
Election Day	475	1,775
AV Counting Boards	0	1,775
Total	475	1,775
Frenchtown Township, Precinct 1		
Election Day	126	1,233
AV Counting Boards	181	1,233
Total	307	1,233
Frenchtown Township, Precinct 2		
Election Day	141	1,262
AV Counting Boards	243	1,262
Total	384	1,262
Frenchtown Township, Precinct 3		
Election Day	151	1,363
AV Counting Boards	314	1,363
Total	465	1,363
Frenchtown Township, Precinct 4		
Election Day	154	1,732
AV Counting Boards	503	1,732
Total	657	1,732
Frenchtown Township, Precinct 5		
Election Day	139	2,444
AV Counting Boards	278	2,444
Total	417	2,444
Frenchtown Township, Precinct 6		
Election Day	230	2,052
AV Counting Boards	395	2,052
Total	625	2,052

Precinct	Tim Walberg (REP)	Total Votes	Write-In
Exeter Township, Precinct 2			
Election Day	227	227	0
AV Counting Boards	0	0	0
Total	227	227	0
Frenchtown Township, Precinct 1			
Election Day	91	91	0
AV Counting Boards	74	74	0
Total	165	165	0
Frenchtown Township, Precinct 2			
Election Day	98	98	3
AV Counting Boards	64	64	1
Total	162	162	4
Frenchtown Township, Precinct 3			
Election Day	112	112	1
AV Counting Boards	120	120	1
Total	232	232	2
Frenchtown Township, Precinct 4			
Election Day	117	117	2
AV Counting Boards	191	191	0
Total	308	308	2
Frenchtown Township, Precinct 5			
Election Day	102	102	0
AV Counting Boards	68	68	0
Total	170	170	0
Frenchtown Township, Precinct 6			
Election Day	167	167	0
AV Counting Boards	115	115	1
Total	282	282	1

Precinct	Times Cast	Registered Voters
Frenchtown Township, Precinct 7		
Election Day	238	3,031
AV Counting Boards	767	3,031
Total	1,005	3,031
Frenchtown Township, Precinct 8		
Election Day	175	1,611
AV Counting Boards	313	1,611
Total	488	1,611
Frenchtown Township, Precinct 9		
Election Day	89	1,355
AV Counting Boards	224	1,355
Total	313	1,355
Ida Township, Precinct 1		
Election Day	272	2,144
AV Counting Boards	346	2,144
Total	618	2,144
Ida Township, Precinct 2		
Election Day	293	1,904
AV Counting Boards	394	1,904
Total	687	1,904
La Salle Township, Precinct 1		
Election Day	253	1,788
AV Counting Boards	419	1,788
Total	672	1,788
La Salle Township, Precinct 2		
Election Day	325	2,168
AV Counting Boards	454	2,168
Total	779	2,168

Precinct	Tim Walberg (REP)	Total Votes	Unresolved Write-In
Frenchtown Township, Precinct 7			
Election Day	159	159	2
AV Counting Boards	287	287	0
Total	446	446	2
Frenchtown Township, Precinct 8			
Election Day	118	118	1
AV Counting Boards	122	122	0
Total	240	240	1
Frenchtown Township, Precinct 9			
Election Day	51	51	3
AV Counting Boards	60	60	1
Total	111	111	4
Ida Township, Precinct 1			
Election Day	209	209	0
AV Counting Boards	150	150	0
Total	359	359	0
Ida Township, Precinct 2			
Election Day	213	213	0
AV Counting Boards	159	159	0
Total	372	372	0
La Salle Township, Precinct 1			
Election Day	198	198	0
AV Counting Boards	177	177	0
Total	375	375	0
La Salle Township, Precinct 2			
Election Day	240	240	3
AV Counting Boards	198	198	1
Total	438	438	4

Precinct	Times Cast	Registered Voters
London Township, Precinct 1		
Election Day	834	2,498
AV Counting Boards	0	2,498
Total	834	2,498
Milan Township, Precinct 1		
Election Day	451	1,397
AV Counting Boards	0	1,397
Total	451	1,397
Monroe Township, Precinct 1		
Election Day	114	1,471
AV Counting Boards	338	1,471
Total	452	1,471
Monroe Township, Precinct 2		
Election Day	75	1,539
AV Counting Boards	173	1,539
Total	248	1,539
Monroe Township, Precinct 3		
Election Day	146	1,109
AV Counting Boards	308	1,109
Total	454	1,109
Monroe Township, Precinct 4		
Election Day	186	2,352
AV Counting Boards	391	2,352
Total	577	2,352
Monroe Township, Precinct 5		
Election Day	242	2,557
AV Counting Boards	589	2,557
Total	831	2,557
Monroe Township, Precinct 6		
Election Day	141	10,751
AV Counting Boards	397	10,751
Total	538	10,751

Precinct	Tim Walberg (REP)	Total Votes	Unresolved Write-In
London Township, Precinct 1			
Election Day	405	405	1
AV Counting Boards	0	0	0
Total	405	405	1
Milan Township, Precinct 1			
Election Day	229	229	0
AV Counting Boards	0	0	0
Total	229	229	0
Monroe Township, Precinct 1			
Election Day	66	66	0
AV Counting Boards	99	99	0
Total	165	165	0
Monroe Township, Precinct 2			
Election Day	46	46	0
AV Counting Boards	40	40	0
Total	86	86	0
Monroe Township, Precinct 3			
Election Day	97	97	1
AV Counting Boards	84	84	3
Total	181	181	4
Monroe Township, Precinct 4			
Election Day	121	121	3
AV Counting Boards	102	102	0
Total	223	223	3
Monroe Township, Precinct 5			
Election Day	197	197	0
AV Counting Boards	200	200	2
Total	397	397	2
Monroe Township, Precinct 6			
Election Day	102	102	0
AV Counting Boards	136	136	0
Total	238	238	0

Times Cast
Registered Voters

Precinct

Raisinville Township, Precinct

1	Election Day	241	2,303
	AV Counting Boards	592	2,303
	Total	833	2,303

Raisinville Township, Precinct

2	Election Day	271	2,757
	AV Counting Boards	520	2,757
	Total	791	2,757

Summerfield Township,

Precinct 1

	Election Day	984	2,453
	AV Counting Boards	0	2,453
	Total	984	2,453

Whiteford Township, Precinct

1	Election Day	213	2,071
	AV Counting Boards	305	2,071
	Total	518	2,071

Whiteford Township, Precinct

2	Election Day	170	1,760
	AV Counting Boards	215	1,760
	Total	385	1,760

Monroe County Michigan -

Total

		37,323	133,477
--	--	--------	---------

Cumulative

Cumulative	Election Day	0	0
	AV Counting Boards	0	0
	Total	0	0
	Cumulative - Total	0	0
	County - Total	37,323	133,477

Tim Walberg
(REP)
Total Votes
Write-In

Precinct

Raisinville Township, Precinct

1	Election Day	191	191	1
	AV Counting Boards	247	247	0
	Total	438	438	1

Raisinville Township, Precinct

2	Election Day	182	182	0
	AV Counting Boards	170	170	3
	Total	352	352	3

Summerfield Township,

Precinct 1

	Election Day	565	565	2
	AV Counting Boards	0	0	0
	Total	565	565	2

Whiteford Township, Precinct

1	Election Day	153	153	0
	AV Counting Boards	132	132	0
	Total	285	285	0

Whiteford Township, Precinct

2	Election Day	125	125	0
	AV Counting Boards	106	106	0
	Total	231	231	0

Monroe County Michigan -

Total

		17,341	17,341	55
--	--	--------	--------	----

Cumulative

Cumulative	Election Day	0	0	0
	AV Counting Boards	0	0	0
	Total	0	0	0
	Cumulative - Total	0	0	0
	County - Total	17,341	17,341	55

Rep in State Legislature 17th District (REP) (Vote for 1)

REP

Precinct	Times Cast	Registered Voters
----------	------------	-------------------

Precinct	Joe Bellino, Jr. (REP)	Total Votes	Unresolved Write-In
----------	---------------------------	-------------	------------------------

County		
Monroe County Michigan		
Ash Township, Precinct 1		
Election Day	664	2,298
AV Counting Boards	0	2,298
Total	664	2,298
Ash Township, Precinct 2		
Election Day	732	2,256
AV Counting Boards	0	2,256
Total	732	2,256
Ash Township, Precinct 3		
Election Day	593	1,846
AV Counting Boards	0	1,846
Total	593	1,846
Berlin Township, Precinct 1		
Election Day	444	2,040
AV Counting Boards	0	2,040
Total	444	2,040
Berlin Township, Precinct 2		
Election Day	731	2,563
AV Counting Boards	0	2,563
Total	731	2,563
Berlin Township, Precinct 3		
Election Day	407	1,200
AV Counting Boards	0	1,200
Total	407	1,200
Berlin Township, Precinct 4		
Election Day	582	1,979
AV Counting Boards	0	1,979
Total	582	1,979

County			
Monroe County Michigan			
Ash Township, Precinct 1			
Election Day	305	305	0
AV Counting Boards	0	0	0
Total	305	305	0
Ash Township, Precinct 2			
Election Day	332	332	0
AV Counting Boards	0	0	0
Total	332	332	0
Ash Township, Precinct 3			
Election Day	269	269	4
AV Counting Boards	0	0	0
Total	269	269	4
Berlin Township, Precinct 1			
Election Day	198	198	1
AV Counting Boards	0	0	0
Total	198	198	1
Berlin Township, Precinct 2			
Election Day	347	347	0
AV Counting Boards	0	0	0
Total	347	347	0
Berlin Township, Precinct 3			
Election Day	166	166	0
AV Counting Boards	0	0	0
Total	166	166	0
Berlin Township, Precinct 4			
Election Day	275	275	0
AV Counting Boards	0	0	0
Total	275	275	0

Precinct	Times Cast	Registered Voters
City of Monroe, Precinct 1		
Election Day	158	2,816
AV Counting Boards	450	2,816
Total	608	2,816
City of Monroe, Precinct 2		
Election Day	180	2,579
AV Counting Boards	307	2,579
Total	487	2,579
City of Monroe, Precinct 3N		
Election Day	116	1,319
AV Counting Boards	172	1,319
Total	288	1,319
City of Monroe, Precinct 3S		
Election Day	88	1,504
AV Counting Boards	125	1,504
Total	213	1,504
City of Monroe, Precinct 4		
Election Day	283	2,825
AV Counting Boards	589	2,825
Total	872	2,825
City of Monroe, Precinct 5		
Election Day	226	2,844
AV Counting Boards	730	2,844
Total	956	2,844
City of Monroe, Precinct 6		
Election Day	212	2,515
AV Counting Boards	480	2,515
Total	692	2,515
Exeter Township, Precinct 1		
Election Day	396	1,359
AV Counting Boards	0	1,359
Total	396	1,359

Precinct	Joe Bellino, Jr. (REP)	Total Votes	Unresolved Write-In
City of Monroe, Precinct 1			
Election Day	93	93	1
AV Counting Boards	115	115	0
Total	208	208	1
City of Monroe, Precinct 2			
Election Day	103	103	1
AV Counting Boards	75	75	1
Total	178	178	2
City of Monroe, Precinct 3N			
Election Day	69	69	0
AV Counting Boards	39	39	0
Total	108	108	0
City of Monroe, Precinct 3S			
Election Day	30	30	0
AV Counting Boards	26	26	0
Total	56	56	0
City of Monroe, Precinct 4			
Election Day	186	186	1
AV Counting Boards	151	151	0
Total	337	337	1
City of Monroe, Precinct 5			
Election Day	139	139	1
AV Counting Boards	191	191	0
Total	330	330	1
City of Monroe, Precinct 6			
Election Day	125	125	0
AV Counting Boards	136	136	2
Total	261	261	2
Exeter Township, Precinct 1			
Election Day	199	199	1
AV Counting Boards	0	0	0
Total	199	199	1

Precinct	Times Cast	Registered Voters
Exeter Township, Precinct 2		
Election Day	475	1,775
AV Counting Boards	0	1,775
Total	475	1,775
Frenchtown Township, Precinct 1		
Election Day	126	1,233
AV Counting Boards	181	1,233
Total	307	1,233
Frenchtown Township, Precinct 2		
Election Day	141	1,262
AV Counting Boards	243	1,262
Total	384	1,262
Frenchtown Township, Precinct 3		
Election Day	151	1,363
AV Counting Boards	314	1,363
Total	465	1,363
Frenchtown Township, Precinct 4		
Election Day	154	1,732
AV Counting Boards	503	1,732
Total	657	1,732
Frenchtown Township, Precinct 5		
Election Day	139	2,444
AV Counting Boards	278	2,444
Total	417	2,444
Frenchtown Township, Precinct 6		
Election Day	230	2,052
AV Counting Boards	395	2,052
Total	625	2,052

Precinct	Joe Bellino, Jr. (REP)	Total Votes	Unresolved Write-In
Exeter Township, Precinct 2			
Election Day	229	229	0
AV Counting Boards	0	0	0
Total	229	229	0
Frenchtown Township, Precinct 1			
Election Day	93	93	0
AV Counting Boards	71	71	0
Total	164	164	0
Frenchtown Township, Precinct 2			
Election Day	100	100	1
AV Counting Boards	70	70	0
Total	170	170	1
Frenchtown Township, Precinct 3			
Election Day	114	114	1
AV Counting Boards	124	124	0
Total	238	238	1
Frenchtown Township, Precinct 4			
Election Day	115	115	2
AV Counting Boards	190	190	0
Total	305	305	2
Frenchtown Township, Precinct 5			
Election Day	105	105	0
AV Counting Boards	70	70	0
Total	175	175	0
Frenchtown Township, Precinct 6			
Election Day	166	166	0
AV Counting Boards	120	120	0
Total	286	286	0

Precinct	Times Cast	Registered Voters	Joe Bellino, Jr. (REP)	Total Votes	Unresolved Write-In
Frenchtown Township, Precinct 7					
Election Day	238	3,031	163	163	0
AV Counting Boards	767	3,031	305	305	0
Total	1,005	3,031	468	468	0
Frenchtown Township, Precinct 8					
Election Day	175	1,611	119	119	2
AV Counting Boards	313	1,611	119	119	0
Total	488	1,611	238	238	2
Frenchtown Township, Precinct 9					
Election Day	89	1,355	52	52	1
AV Counting Boards	224	1,355	61	61	0
Total	313	1,355	113	113	1
London Township, Precinct 1					
Election Day	834	2,498	402	402	1
AV Counting Boards	0	2,498	0	0	0
Total	834	2,498	402	402	1
Monroe Township, Precinct 6					
Election Day	8	76	4	4	0
AV Counting Boards	14	76	7	7	0
Total	22	76	11	11	0
Monroe County Michigan - Total	14,657	52,375	6,368	6,368	21
Cumulative					
Cumulative					
Election Day	0	0	0	0	0
AV Counting Boards	0	0	0	0	0
Total	0	0	0	0	0
Cumulative - Total	0	0	0	0	0
County - Total	14,657	52,375	6,368	6,368	21

Rep in State Legislature 56th District (REP) (Vote for 1)

REP

Precinct	Times Cast	Registered Voters
County		
Monroe County Michigan		
Bedford Township, Precinct 1		
Election Day	169	1,194
AV Counting Boards	169	1,194
Total	338	1,194
Bedford Township, Precinct 2		
Election Day	246	1,942
AV Counting Boards	395	1,942
Total	641	1,942
Bedford Township, Precinct 3		
Election Day	288	1,854
AV Counting Boards	300	1,854
Total	588	1,854
Bedford Township, Precinct 4		
Election Day	283	2,324
AV Counting Boards	480	2,324
Total	763	2,324
Bedford Township, Precinct 5		
Election Day	250	2,258
AV Counting Boards	397	2,258
Total	647	2,258
Bedford Township, Precinct 6		
Election Day	407	2,498
AV Counting Boards	530	2,498
Total	937	2,498
Bedford Township, Precinct 7		
Election Day	263	1,943
AV Counting Boards	476	1,943
Total	739	1,943

Precinct	Austin Blaine (REP)	TC Clements (REP)	Total Votes
County			
Monroe County Michigan			
Bedford Township, Precinct 1			
Election Day	27	92	119
AV Counting Boards	15	58	73
Total	42	150	192
Bedford Township, Precinct 2			
Election Day	22	157	179
AV Counting Boards	38	129	167
Total	60	286	346
Bedford Township, Precinct 3			
Election Day	31	179	210
AV Counting Boards	32	79	111
Total	63	258	321
Bedford Township, Precinct 4			
Election Day	29	166	195
AV Counting Boards	38	140	178
Total	67	306	373
Bedford Township, Precinct 5			
Election Day	36	132	168
AV Counting Boards	34	114	148
Total	70	246	316
Bedford Township, Precinct 6			
Election Day	47	248	295
AV Counting Boards	44	160	204
Total	91	408	499
Bedford Township, Precinct 7			
Election Day	43	140	183
AV Counting Boards	44	133	177
Total	87	273	360

Precinct	Write-In
County	
Monroe County Michigan	
Bedford Township, Precinct 1	
Election Day	0
AV Counting Boards	0
Total	0
Bedford Township, Precinct 2	
Election Day	0
AV Counting Boards	0
Total	0
Bedford Township, Precinct 3	
Election Day	0
AV Counting Boards	0
Total	0
Bedford Township, Precinct 4	
Election Day	0
AV Counting Boards	0
Total	0
Bedford Township, Precinct 5	
Election Day	0
AV Counting Boards	0
Total	0
Bedford Township, Precinct 6	
Election Day	0
AV Counting Boards	0
Total	0
Bedford Township, Precinct 7	
Election Day	0
AV Counting Boards	0
Total	0

Precinct	Times Cast	Registered Voters
Bedford Township, Precinct 8		
Election Day	291	2,077
AV Counting Boards	523	2,077
Total	814	2,077
Bedford Township, Precinct 9		
Election Day	190	1,285
AV Counting Boards	345	1,285
Total	535	1,285
Bedford Township, Precinct 10		
Election Day	192	1,365
AV Counting Boards	278	1,365
Total	470	1,365
Bedford Township, Precinct 11		
Election Day	356	2,454
AV Counting Boards	449	2,454
Total	805	2,454
Bedford Township, Precinct 12		
Election Day	218	1,736
AV Counting Boards	360	1,736
Total	578	1,736
Bedford Township, Precinct 13		
Election Day	292	1,997
AV Counting Boards	370	1,997
Total	662	1,997
Bedford Township, Precinct 14		
Election Day	145	2,212
AV Counting Boards	258	2,212
Total	403	2,212

Precinct	Austin Blaine (REP)	TC Clements (REP)	Total Votes
Bedford Township, Precinct 8			
Election Day	34	159	193
AV Counting Boards	55	175	230
Total	89	334	423
Bedford Township, Precinct 9			
Election Day	23	113	136
AV Counting Boards	25	90	115
Total	48	203	251
Bedford Township, Precinct 10			
Election Day	17	121	138
AV Counting Boards	24	95	119
Total	41	216	257
Bedford Township, Precinct 11			
Election Day	50	206	256
AV Counting Boards	51	147	198
Total	101	353	454
Bedford Township, Precinct 12			
Election Day	22	121	143
AV Counting Boards	25	102	127
Total	47	223	270
Bedford Township, Precinct 13			
Election Day	40	171	211
AV Counting Boards	34	114	148
Total	74	285	359
Bedford Township, Precinct 14			
Election Day	18	63	81
AV Counting Boards	24	50	74
Total	42	113	155

Write-In Unresolved	
Precinct	
Bedford Township, Precinct 8	
Election Day	0
AV Counting Boards	0
Total	0
Bedford Township, Precinct 9	
Election Day	0
AV Counting Boards	0
Total	0
Bedford Township, Precinct 10	
Election Day	1
AV Counting Boards	0
Total	1
Bedford Township, Precinct 11	
Election Day	1
AV Counting Boards	0
Total	1
Bedford Township, Precinct 12	
Election Day	0
AV Counting Boards	0
Total	0
Bedford Township, Precinct 13	
Election Day	0
AV Counting Boards	0
Total	0
Bedford Township, Precinct 14	
Election Day	0
AV Counting Boards	0
Total	0

Precinct	Times Cast	Registered Voters
City of Luna Pier, Precinct 1		
Election Day	372	1,165
AV Counting Boards	0	1,165
Total	372	1,165
City of Milan, Precinct 1		
Election Day	423	1,676
AV Counting Boards	0	1,676
Total	423	1,676
City of Petersburg, Precinct 1		
Election Day	268	894
AV Counting Boards	0	894
Total	268	894
Dundee Township, Precinct 1		
Election Day	467	1,656
AV Counting Boards	0	1,656
Total	467	1,656
Dundee Township, Precinct 2		
Election Day	654	2,178
AV Counting Boards	0	2,178
Total	654	2,178
Dundee Township, Precinct 3		
Election Day	692	2,406
AV Counting Boards	0	2,406
Total	692	2,406
Erie Township, Precinct 1		
Election Day	249	1,915
AV Counting Boards	423	1,915
Total	672	1,915
Erie Township, Precinct 2		
Election Day	164	1,625
AV Counting Boards	238	1,625
Total	402	1,625

Precinct	Austin Blaine (REP)	TC Clements (REP)	Total Votes
City of Luna Pier, Precinct 1			
Election Day	58	88	146
AV Counting Boards	0	0	0
Total	58	88	146
City of Milan, Precinct 1			
Election Day	101	52	153
AV Counting Boards	0	0	0
Total	101	52	153
City of Petersburg, Precinct 1			
Election Day	47	58	105
AV Counting Boards	0	0	0
Total	47	58	105
Dundee Township, Precinct 1			
Election Day	56	118	174
AV Counting Boards	0	0	0
Total	56	118	174
Dundee Township, Precinct 2			
Election Day	94	160	254
AV Counting Boards	0	0	0
Total	94	160	254
Dundee Township, Precinct 3			
Election Day	88	213	301
AV Counting Boards	0	0	0
Total	88	213	301
Erie Township, Precinct 1			
Election Day	54	102	156
AV Counting Boards	44	124	168
Total	98	226	324
Erie Township, Precinct 2			
Election Day	31	86	117
AV Counting Boards	18	55	73
Total	49	141	190

Write-In	
Precinct	
City of Luna Pier, Precinct 1	
Election Day	0
AV Counting Boards	0
Total	0
City of Milan, Precinct 1	
Election Day	0
AV Counting Boards	0
Total	0
City of Petersburg, Precinct 1	
Election Day	0
AV Counting Boards	0
Total	0
Dundee Township, Precinct 1	
Election Day	0
AV Counting Boards	0
Total	0
Dundee Township, Precinct 2	
Election Day	1
AV Counting Boards	0
Total	1
Dundee Township, Precinct 3	
Election Day	1
AV Counting Boards	0
Total	1
Erie Township, Precinct 1	
Election Day	0
AV Counting Boards	0
Total	0
Erie Township, Precinct 2	
Election Day	2
AV Counting Boards	0
Total	2

Precinct	Times Cast	Registered Voters
Ida Township, Precinct 1		
Election Day	272	2,144
AV Counting Boards	346	2,144
Total	618	2,144
Ida Township, Precinct 2		
Election Day	293	1,904
AV Counting Boards	394	1,904
Total	687	1,904
La Salle Township, Precinct 1		
Election Day	253	1,788
AV Counting Boards	419	1,788
Total	672	1,788
La Salle Township, Precinct 2		
Election Day	325	2,168
AV Counting Boards	454	2,168
Total	779	2,168
Milan Township, Precinct 1		
Election Day	451	1,397
AV Counting Boards	0	1,397
Total	451	1,397
Monroe Township, Precinct 1		
Election Day	114	1,471
AV Counting Boards	338	1,471
Total	452	1,471
Monroe Township, Precinct 2		
Election Day	75	1,539
AV Counting Boards	173	1,539
Total	248	1,539
Monroe Township, Precinct 3		
Election Day	146	1,109
AV Counting Boards	308	1,109
Total	454	1,109

Precinct	Austin Blaine (REP)	TC Clements (REP)	Total Votes
Ida Township, Precinct 1			
Election Day	56	146	202
AV Counting Boards	34	103	137
Total	90	249	339
Ida Township, Precinct 2			
Election Day	56	156	212
AV Counting Boards	29	121	150
Total	85	277	362
La Salle Township, Precinct 1			
Election Day	56	135	191
AV Counting Boards	61	108	169
Total	117	243	360
La Salle Township, Precinct 2			
Election Day	57	178	235
AV Counting Boards	59	128	187
Total	116	306	422
Milan Township, Precinct 1			
Election Day	163	65	228
AV Counting Boards	0	0	0
Total	163	65	228
Monroe Township, Precinct 1			
Election Day	18	45	63
AV Counting Boards	21	66	87
Total	39	111	150
Monroe Township, Precinct 2			
Election Day	20	27	47
AV Counting Boards	20	17	37
Total	40	44	84
Monroe Township, Precinct 3			
Election Day	23	74	97
AV Counting Boards	25	58	83
Total	48	132	180

Write-In		Unresolved
Precinct		
Ida Township, Precinct 1		
Election Day	0	
AV Counting Boards	0	
Total	0	
Ida Township, Precinct 2		
Election Day	2	
AV Counting Boards	1	
Total	3	
La Salle Township, Precinct 1		
Election Day	0	
AV Counting Boards	0	
Total	0	
La Salle Township, Precinct 2		
Election Day	1	
AV Counting Boards	0	
Total	1	
Milan Township, Precinct 1		
Election Day	0	
AV Counting Boards	0	
Total	0	
Monroe Township, Precinct 1		
Election Day	1	
AV Counting Boards	0	
Total	1	
Monroe Township, Precinct 2		
Election Day	0	
AV Counting Boards	0	
Total	0	
Monroe Township, Precinct 3		
Election Day	1	
AV Counting Boards	2	
Total	3	

Precinct	Times Cast	Registered Voters
Monroe Township, Precinct 4		
Election Day	186	2,352
AV Counting Boards	391	2,352
Total	577	2,352
Monroe Township, Precinct 5		
Election Day	242	2,557
AV Counting Boards	589	2,557
Total	831	2,557
Monroe Township, Precinct 6		
Election Day	133	10,675
AV Counting Boards	383	10,675
Total	516	10,675
Raisinville Township, Precinct 1		
Election Day	241	2,303
AV Counting Boards	592	2,303
Total	833	2,303
Raisinville Township, Precinct 2		
Election Day	271	2,757
AV Counting Boards	520	2,757
Total	791	2,757
Summerfield Township, Precinct 1		
Election Day	984	2,453
AV Counting Boards	0	2,453
Total	984	2,453
Whiteford Township, Precinct 1		
Election Day	213	2,071
AV Counting Boards	305	2,071
Total	518	2,071

Precinct	Austin Blaine (REP)	TC Clements (REP)	Total Votes
Monroe Township, Precinct 4			
Election Day	32	84	116
AV Counting Boards	29	66	95
Total	61	150	211
Monroe Township, Precinct 5			
Election Day	44	142	186
AV Counting Boards	45	144	189
Total	89	286	375
Monroe Township, Precinct 6			
Election Day	33	58	91
AV Counting Boards	42	82	124
Total	75	140	215
Raisinville Township, Precinct 1			
Election Day	55	125	180
AV Counting Boards	64	161	225
Total	119	286	405
Raisinville Township, Precinct 2			
Election Day	53	115	168
AV Counting Boards	53	103	156
Total	106	218	324
Summerfield Township, Precinct 1			
Election Day	175	358	533
AV Counting Boards	0	0	0
Total	175	358	533
Whiteford Township, Precinct 1			
Election Day	26	119	145
AV Counting Boards	44	76	120
Total	70	195	265

Precinct		Write-In	Unresolved
Monroe Township, Precinct 4			
	Election Day	0	
	AV Counting Boards	0	
	Total	0	
Monroe Township, Precinct 5			
	Election Day	1	
	AV Counting Boards	1	
	Total	2	
Monroe Township, Precinct 6			
	Election Day	1	
	AV Counting Boards	0	
	Total	1	
Raisinville Township, Precinct 1			
	Election Day	1	
	AV Counting Boards	1	
	Total	2	
Raisinville Township, Precinct 2			
	Election Day	0	
	AV Counting Boards	0	
	Total	0	
Summerfield Township, Precinct 1			
	Election Day	3	
	AV Counting Boards	0	
	Total	3	
Whiteford Township, Precinct 1			
	Election Day	1	
	AV Counting Boards	0	
	Total	1	

Precinct	Times Cast	Registered Voters
Whiteford Township, Precinct 2		
Election Day	170	1,760
AV Counting Boards	215	1,760
Total	385	1,760
Monroe County Michigan - Total	22,666	81,102
Cumulative		
Cumulative		
Election Day	0	0
AV Counting Boards	0	0
Total	0	0
Cumulative - Total	0	0
County - Total	22,666	81,102

Precinct	Austin Blaine (REP)	TC Clements (REP)	Total Votes
Whiteford Township, Precinct 2			
Election Day	21	100	121
AV Counting Boards	35	57	92
Total	56	157	213
Monroe County Michigan - Total	2,962	7,927	10,889
Cumulative			
Cumulative			
Election Day	0	0	0
AV Counting Boards	0	0	0
Total	0	0	0
Cumulative - Total	0	0	0
County - Total	2,962	7,927	10,889

Unresolved
Write-In

Precinct	Election Day	AV Counting Boards	Total
Whiteford Township, Precinct 2	0	0	0
Monroe County Michigan - Total	23		
Cumulative			
Cumulative	Election Day	AV Counting Boards	Total
	0	0	0
Cumulative - Total	0		
County - Total	23		

Canvass Results Report

Unofficial Results

Run Time 12:47 PM
Run Date 08/12/2020

Montcalm County, Michigan

Primary Election

8/4/2020

Page 1

Official Results

Registered Voters
15910 of 47125 = 33.76%

Precincts Reporting
34 of 34 = 100.00%

United States Senator - Democratic Party - Vote for not more than 1

Precinct	Gary Peters	Cast Votes	Undervotes	Overvotes	Invalid Votes	Election Day Voting Ballots Cast	Total Ballots Cast	Registered Voters	Turnout Percentage
Belvidere	157	157	5	0	28	637	637	1,670	38.14%
Bloomer	51	51	1	1	10	366	366	898	40.76%
Bushnell	60	60	0	0	13	355	355	1,072	33.12%
Cato	133	133	1	0	61	722	722	2,162	33.40%
Crystal Township, Precinct 1	141	141	13	0	27	684	684	1,970	34.72%
Day Township, Precinct 1	52	52	0	0	13	320	320	825	38.79%
Douglass Township, Precinct 1	139	139	3	0	33	742	742	1,830	40.55%
Eureka Charter Township, Precinct 1	174	174	1	0	37	641	641	1,523	42.09%
Eureka Charter Township, Precinct 2	137	137	0	0	22	560	560	1,617	34.63%
Evergreen Township, Precinct 1	70	70	3	0	43	414	414	1,257	32.94%
Evergreen Township, Precinct 2	45	45	0	0	25	351	351	1,006	34.89%
Fairplain Township, Precinct 1	95	95	5	0	22	497	497	1,352	36.76%
Ferris Township, Precinct 1	68	68	10	1	30	326	326	971	33.57%
Home Township, Precinct 1	125	125	4	0	23	558	558	1,942	28.73%
Maple Valley Township, Precinct 1	49	49	5	0	51	536	536	1,445	37.09%
Montcalm Township, Precinct 1	193	193	5	0	40	944	944	2,662	35.46%

Canvass Results Report

Unofficial Results

Run Time 12:47 PM
Run Date 08/12/2020

Montcalm County, Michigan

Primary Election

8/4/2020

Page 2

Official Results

Registered Voters
15910 of 47125 = 33.76%

Precincts Reporting
34 of 34 = 100.00%

United States Senator - Democratic Party - Vote for not more than 1

Precinct	Gary Peters	Cast Votes	Undervotes	Overvotes	Invalid Votes	Election Day Voting Ballots Cast	Total Ballots Cast	Registered Voters	Turnout Percentage
Pierson Township, Precinct 1	189	189	6	0	48	976	976	2,638	37.00%
Pine Township, Precinct 1	127	127	6	0	19	493	493	1,301	37.89%
Reynolds Township, Precinct 1	119	119	1	0	23	582	582	2,217	26.25%
Reynolds Township, Precinct 2	98	98	2	0	27	437	437	1,714	25.50%
Richland Township, Precinct 1	134	134	6	0	28	623	623	2,043	30.49%
Sidney Township, Precinct 1	132	132	7	0	21	819	819	1,998	40.99%
Winfield Township, Precinct 1	108	108	2	0	34	627	627	1,763	35.56%
City of Carson City, Precinct 1	70	70	1	1	10	253	253	824	30.70%
City of Greenville, Precinct 1	112	112	4	0	27	389	389	1,639	23.73%
City of Greenville, Precinct 2	162	162	4	0	26	460	460	1,575	29.21%
City of Greenville, Precinct 3	169	169	1	0	39	587	587	1,626	36.10%
City of Greenville, Precinct 4	96	96	2	0	20	286	286	1,203	23.77%
City of Stanton, Precinct 1	37	37	0	0	15	254	254	830	30.60%
Totals	3,242	3,242	98	3	815	15,439	15,439	45,573	33.88%

Canvass Results Report

Unofficial Results

Run Time 12:47 PM
Run Date 08/12/2020**Montcalm County, Michigan**

Primary Election

8/4/2020

Page 3

Official ResultsRegistered Voters
15910 of 47125 = 33.76%Precincts Reporting
34 of 34 = 100.00%**Representative in Congress 4th District - Democratic Party - Vote for not more than 1**

Precinct	Anthony D. Feig	Jerry Hilliard	Cast Votes	Undervotes	Overvotes	Invalid Votes	Election Day Voting Ballots Cast	Total Ballots Cast	Registered Voters	Turnout Percentage
Belvidere	53	90	143	19	0	22	637	637	1,670	38.14%
Bloomer	13	33	46	7	0	10	366	366	898	40.76%
Bushnell	15	42	57	3	0	11	355	355	1,072	33.12%
Cato	45	75	120	13	1	54	722	722	2,162	33.40%
Crystal Township, Precinct 1	55	73	128	24	2	22	684	684	1,970	34.72%
Day Township, Precinct 1	20	31	51	1	0	9	320	320	825	38.79%
Douglass Township, Precinct 1	57	71	128	14	0	28	742	742	1,830	40.55%
Evergreen Township, Precinct 1	27	38	65	8	0	29	414	414	1,257	32.94%
Evergreen Township, Precinct 2	18	25	43	1	1	16	351	351	1,006	34.89%
Fairplain Township, Precinct 1	35	51	86	14	0	14	497	497	1,352	36.76%
Ferris Township, Precinct 1	26	38	64	15	0	30	326	326	971	33.57%
Home Township, Precinct 1	43	72	115	12	2	17	558	558	1,942	28.73%
Maple Valley Township, Precinct 1	23	26	49	5	0	47	536	536	1,445	37.09%
Montcalm Township, Precinct 1	78	103	181	16	1	36	944	944	2,662	35.46%
Pierson Township, Precinct 1	88	89	177	18	0	35	976	976	2,638	37.00%
Pine Township, Precinct 1	47	79	126	7	0	16	493	493	1,301	37.89%

Canvass Results Report

Unofficial Results

Run Time 12:47 PM
Run Date 08/12/2020**Montcalm County, Michigan**

Primary Election

8/4/2020

Page 5

Official Results**Registered Voters**
15910 of 47125 = 33.76%**Precincts Reporting**
34 of 34 = 100.00%**Representative in Congress 3rd District - Democratic Party - Vote for not more than 1**

Precinct	Hillary Scholten	Cast Votes	Undervotes	Overvotes	Invalid Votes	Election Day Voting Ballots Cast	Total Ballots Cast	Registered Voters	Turnout Percentage
Eureka Charter Township, Precinct 1	169	169	6	0	23	641	641	1,523	42.09%
Eureka Charter Township, Precinct 2	128	128	9	0	18	560	560	1,617	34.63%
City of Greenville, Precinct 1	0	0	0	0	0	0	0	4	0.00%
City of Greenville, Precinct 2	1	1	0	0	0	1	1	9	11.11%
Totals	298	298	15	0	41	1,202	1,202	3,153	38.12%

Canvass Results Report

Unofficial Results

Run Time 12:47 PM
Run Date 08/12/2020**Montcalm County, Michigan**

Primary Election

8/4/2020

Page 4

Official Results**Registered Voters**
15910 of 47125 = 33.76%**Precincts Reporting**
34 of 34 = 100.00%**Representative in Congress 4th District - Democratic Party - Vote for not more than 1**

Precinct	Anthony D. Feig	Jerry Hilliard	Cast Votes	Undervotes	Overvotes	Invalid Votes	Election Day Voting Ballots Cast	Total Ballots Cast	Registered Voters	Turnout Percentage
Reynolds Township, Precinct 1	54	57	111	9	0	21	582	582	2,217	26.25%
Reynolds Township, Precinct 2	42	49	91	8	1	20	437	437	1,714	25.50%
Richland Township, Precinct 1	63	67	130	9	1	22	623	623	2,043	30.49%
Sidney Township, Precinct 1	42	79	121	16	2	19	819	819	1,998	40.99%
Winfield Township, Precinct 1	41	59	100	10	0	27	627	627	1,763	35.56%
City of Carson City, Precinct 1	21	45	66	6	0	8	253	253	824	30.70%
City of Greenville, Precinct 1	46	59	105	11	0	23	389	389	1,635	23.79%
City of Greenville, Precinct 2	69	86	155	8	2	21	459	459	1,566	29.31%
City of Greenville, Precinct 3	74	73	147	23	0	32	587	587	1,626	36.10%
City of Greenville, Precinct 4	28	61	89	8	1	19	286	286	1,203	23.77%
City of Stanton, Precinct 1	18	18	36	1	0	12	254	254	830	30.60%
Totals	1,141	1,589	2,730	286	14	620	14,237	14,237	42,420	33.56%

Canvass Results Report

Unofficial Results

Run Time 12:47 PM
Run Date 08/12/2020**Montcalm County, Michigan**

Primary Election

8/4/2020

Page 6

Official ResultsRegistered Voters
15910 of 47125 = 33.76%Precincts Reporting
34 of 34 = 100.00%**Representative in State Legislature 70th District - Democratic Party - Vote for not more than 1**

Precinct	Karen Garvey	Cast Votes	Undervotes	Overvotes	Invalid Votes	Election Day Voting Ballots Cast	Total Ballots Cast	Registered Voters	Turnout Percentage
Belvidere	138	138	24	0	25	637	637	1,670	38.14%
Bloomer	48	48	5	0	9	366	366	898	40.76%
Bushnell	57	57	3	0	12	355	355	1,072	33.12%
Cato	113	113	21	0	41	722	722	2,162	33.40%
Crystal Township, Precinct 1	133	133	21	0	18	684	684	1,970	34.72%
Day Township, Precinct 1	52	52	0	0	11	320	320	825	38.79%
Douglass Township, Precinct 1	125	125	17	0	25	742	742	1,830	40.55%
Eureka Charter Township, Precinct 1	166	166	9	0	18	641	641	1,523	42.09%
Eureka Charter Township, Precinct 2	127	127	10	0	17	560	560	1,617	34.63%
Evergreen Township, Precinct 1	62	62	10	1	22	414	414	1,257	32.94%
Evergreen Township, Precinct 2	38	38	7	0	11	351	351	1,006	34.89%
Fairplain Township, Precinct 1	78	78	22	0	11	497	497	1,352	36.76%
Ferris Township, Precinct 1	67	67	12	0	26	326	326	971	33.57%
Home Township, Precinct 1	117	117	11	1	24	558	558	1,942	28.73%
Maple Valley Township, Precinct 1	47	47	7	0	40	536	536	1,445	37.09%
Montcalm Township, Precinct 1	170	170	28	0	33	944	944	2,662	35.46%

Canvass Results Report

Unofficial Results

Run Time 12:47 PM
Run Date 08/12/2020

Montcalm County, Michigan

Primary Election

8/4/2020

Page 7

Official Results

Registered Voters
15910 of 47125 = 33.76%

Precincts Reporting
34 of 34 = 100.00%

Representative in State Legislature 70th District - Democratic Party - Vote for not more than 1

Precinct	Karen Garvey	Cast Votes	Undervotes	Overvotes	Invalid Votes	Election Day Voting Ballots Cast	Total Ballots Cast	Registered Voters	Turnout Percentage
Pierson Township, Precinct 1	173	173	22	0	27	976	976	2,638	37.00%
Pine Township, Precinct 1	120	120	13	0	11	493	493	1,301	37.89%
Reynolds Township, Precinct 1	111	111	9	0	23	582	582	2,217	26.25%
Reynolds Township, Precinct 2	87	87	13	0	20	437	437	1,714	25.50%
Richland Township, Precinct 1	125	125	15	0	21	623	623	2,043	30.49%
Sidney Township, Precinct 1	124	124	15	0	17	819	819	1,998	40.99%
Winfield Township, Precinct 1	100	100	10	0	27	627	627	1,763	35.56%
City of Carson City, Precinct 1	63	63	9	0	9	253	253	824	30.70%
City of Greenville, Precinct 1	106	106	10	0	20	389	389	1,639	23.73%
City of Greenville, Precinct 2	162	162	4	0	15	460	460	1,575	29.21%
City of Greenville, Precinct 3	147	147	23	0	29	587	587	1,626	36.10%
City of Greenville, Precinct 4	90	90	8	0	16	286	286	1,203	23.77%
City of Stanton, Precinct 1	35	35	2	0	11	254	254	830	30.60%
Totals	2,981	2,981	360	2	589	15,439	15,439	45,573	33.88%

Canvass Results Report

Unofficial Results

Run Time 12:47 PM
Run Date 08/12/2020

Montcalm County, Michigan

Primary Election

8/4/2020

Page 31

Official Results

Registered Voters
15910 of 47125 = 33.76%

Precincts Reporting
34 of 34 = 100.00%

United State Senator - Republican Party - Vote for not more than 1

Precinct	John James	Cast Votes	Undervotes	Overvotes	Invalid Votes	Election Day Voting Ballots Cast	Total Ballots Cast	Registered Voters	Turnout Percentage
Belvidere	364	364	61	0	16	637	637	1,670	38.14%
Bloomer	262	262	38	0	6	366	366	898	40.76%
Bushnell	248	248	27	0	8	355	355	1,072	33.12%
Cato	439	439	69	0	7	722	722	2,162	33.40%
Crystal Township, Precinct 1	408	408	73	0	12	684	684	1,970	34.72%
Day Township, Precinct 1	218	218	33	0	5	320	320	825	38.79%
Douglass Township, Precinct 1	452	452	102	0	9	742	742	1,830	40.55%
Eureka Charter Township, Precinct 1	344	344	79	0	6	641	641	1,523	42.09%
Eureka Charter Township, Precinct 2	326	326	61	0	5	560	560	1,617	34.63%
Evergreen Township, Precinct 1	224	224	66	0	14	414	414	1,257	32.94%
Evergreen Township, Precinct 2	220	220	58	0	6	351	351	1,006	34.89%
Fairplain Township, Precinct 1	308	308	61	0	7	497	497	1,352	36.76%
Ferris Township, Precinct 1	173	173	16	0	30	326	326	971	33.57%
Home Township, Precinct 1	345	345	50	0	8	558	558	1,942	28.73%
Maple Valley Township, Precinct 1	362	362	63	0	6	536	536	1,445	37.09%
Montcalm Township, Precinct 1	569	569	123	0	16	944	944	2,662	35.46%

Canvass Results Report

Unofficial Results

Run Time 12:47 PM
Run Date 08/12/2020

Montcalm County, Michigan

Primary Election

8/4/2020

Page 32

Official Results

Registered Voters
15910 of 47125 = 33.76%

Precincts Reporting
34 of 34 = 100.00%

United State Senator - Republican Party - Vote for not more than 1

Precinct	John James	Cast Votes	Undervotes	Overvotes	Invalid Votes	Election Day Voting Ballots Cast	Total Ballots Cast	Registered Voters	Turnout Percentage
Pierson Township, Precinct 1	639	639	86	0	5	976	976	2,638	37.00%
Pine Township, Precinct 1	289	289	35	1	7	493	493	1,301	37.89%
Reynolds Township, Precinct 1	387	387	44	0	5	582	582	2,217	26.25%
Reynolds Township, Precinct 2	288	288	17	0	1	437	437	1,714	25.50%
Richland Township, Precinct 1	393	393	51	0	12	623	623	2,043	30.49%
Sidney Township, Precinct 1	472	472	134	0	37	819	819	1,998	40.99%
Winfield Township, Precinct 1	433	433	43	0	10	627	627	1,763	35.56%
City of Carson City, Precinct 1	134	134	33	0	2	253	253	824	30.70%
City of Greenville, Precinct 1	206	206	31	0	10	389	389	1,639	23.73%
City of Greenville, Precinct 2	222	222	33	0	3	460	460	1,575	29.21%
City of Greenville, Precinct 3	283	283	81	0	13	587	587	1,626	36.10%
City of Greenville, Precinct 4	144	144	15	0	4	286	286	1,203	23.77%
City of Stanton, Precinct 1	146	146	50	0	5	254	254	830	30.60%
Totals	9,298	9,298	1,633	1	275	15,439	15,439	45,573	33.88%

Canvass Results Report

Unofficial Results

Run Time 12:47 PM
Run Date 08/12/2020

Montcalm County, Michigan

Primary Election

8/4/2020

Page 33

Official Results

Registered Voters
15910 of 47125 = 33.76%

Precincts Reporting
34 of 34 = 100.00%

Representative in Congress 4th District - Republican Party - Vote for not more than 1

Precinct	John Moolenaar	Cast Votes	Undervotes	Overvotes	Invalid Votes	Election Day Voting Ballots Cast	Total Ballots Cast	Registered Voters	Turnout Percentage
Belvidere	374	374	51	0	20	637	637	1,670	38.14%
Bloomer	247	247	53	0	5	366	366	898	40.76%
Bushnell	240	240	35	0	9	355	355	1,072	33.12%
Cato	432	432	76	0	20	722	722	2,162	33.40%
Crystal Township, Precinct 1	407	407	74	0	18	684	684	1,970	34.72%
Day Township, Precinct 1	222	222	29	0	6	320	320	825	38.79%
Douglass Township, Precinct 1	458	458	96	0	13	742	742	1,830	40.55%
Evergreen Township, Precinct 1	230	230	60	0	28	414	414	1,257	32.94%
Evergreen Township, Precinct 2	222	222	56	0	9	351	351	1,006	34.89%
Fairplain Township, Precinct 1	307	307	62	0	9	497	497	1,352	36.76%
Ferris Township, Precinct 1	173	173	16	0	32	326	326	971	33.57%
Home Township, Precinct 1	346	346	49	0	10	558	558	1,942	28.73%
Maple Valley Township, Precinct 1	361	361	64	0	11	536	536	1,445	37.09%
Montcalm Township, Precinct 1	551	551	141	0	19	944	944	2,662	35.46%
Pierson Township, Precinct 1	620	620	105	0	15	976	976	2,638	37.00%
Pine Township, Precinct 1	285	285	40	0	7	493	493	1,301	37.89%

Canvass Results Report

Unofficial Results

Run Time 12:47 PM
Run Date 08/12/2020

Montcalm County, Michigan

Primary Election

8/4/2020

Page 34

Official Results

Registered Voters
15910 of 47125 = 33.76%

Precincts Reporting
34 of 34 = 100.00%

Representative in Congress 4th District - Republican Party - Vote for not more than 1

Precinct	John Moolenaar	Cast Votes	Undervotes	Overvotes	Invalid Votes	Election Day Voting Ballots Cast	Total Ballots Cast	Registered Voters	Turnout Percentage
Reynolds Township, Precinct 1	391	391	40	0	6	582	582	2,217	26.25%
Reynolds Township, Precinct 2	290	290	15	0	5	437	437	1,714	25.50%
Richland Township, Precinct 1	383	383	61	0	16	623	623	2,043	30.49%
Sidney Township, Precinct 1	467	467	139	0	42	819	819	1,998	40.99%
Winfield Township, Precinct 1	416	416	60	0	13	627	627	1,763	35.56%
City of Carson City, Precinct 1	133	133	34	0	3	253	253	824	30.70%
City of Greenville, Precinct 1	198	198	39	0	7	389	389	1,635	23.79%
City of Greenville, Precinct 2	215	215	40	0	7	459	459	1,566	29.31%
City of Greenville, Precinct 3	293	293	71	0	18	587	587	1,626	36.10%
City of Greenville, Precinct 4	139	139	20	0	4	286	286	1,203	23.77%
City of Stanton, Precinct 1	151	151	44	1	4	254	254	830	30.60%
Totals	8,551	8,551	1,570	1	356	14,237	14,237	42,420	33.56%

Canvass Results Report

Unofficial Results

Run Time 12:47 PM
Run Date 08/12/2020

Montcalm County, Michigan

Primary Election

8/4/2020

Page 61

Official Results

Registered Voters
15910 of 47125 = 33.76%

Precincts Reporting
34 of 34 = 100.00%

Judge of District Court 64B District Non-Incumbent Position - Nonpartisan Party - Vote for not more than 1

Precinct	Keeley Blanchard	Adam Eggleston	Tom Ginster	Cast Votes	Undervotes	Overvotes	Election Day Voting Ballots Cast	Total Ballots Cast	Registered Voters	Turnout Percentage
Belvidere	221	192	94	507	130	0	637	637	1,670	38.14%
Bloomer	59	110	146	315	51	0	366	366	898	40.76%
Bushnell	73	106	101	280	74	1	355	355	1,072	33.12%
Cato	296	194	130	620	99	3	722	722	2,162	33.40%
Crystal Township, Precinct 1	167	261	125	553	130	1	684	684	1,970	34.72%
Day Township, Precinct 1	86	136	52	274	46	0	320	320	825	38.79%
Douglass Township, Precinct 1	201	276	131	608	132	2	742	742	1,830	40.55%
Eureka Charter Township, Precinct 1	186	215	135	536	104	1	641	641	1,523	42.09%
Eureka Charter Township, Precinct 2	155	164	137	456	103	1	560	560	1,617	34.63%
Evergreen Township, Precinct 1	116	179	67	362	51	1	414	414	1,257	32.94%
Evergreen Township, Precinct 2	74	164	71	309	41	1	351	351	1,006	34.89%
Fairplain Township, Precinct 1	103	168	154	425	72	0	497	497	1,352	36.76%
Ferris Township, Precinct 1	94	103	72	269	57	0	326	326	971	33.57%
Home Township, Precinct 1	145	183	104	432	126	0	558	558	1,942	28.73%
Maple Valley Township, Precinct 1	146	147	155	448	88	0	536	536	1,445	37.09%
Montcalm Township, Precinct 1	300	270	198	768	175	1	944	944	2,662	35.46%

Canvass Results Report

Unofficial Results

Run Time 12:47 PM
Run Date 08/12/2020

Montcalm County, Michigan

Primary Election

8/4/2020

Page 35

Official Results

Registered Voters
15910 of 47125 = 33.76%

Precincts Reporting
34 of 34 = 100.00%

Representative in Congress 3rd District - Republican Party - Vote for not more than 1

Precinct	Lynn Afendoulis	Joe Farrington	Peter Meijer	Thomas J. Norton	Emily Rafi	Cast Votes	Undervotes	Overvotes	Protest Votes	Election Day Voting Ballots Cast	Total Ballots Cast	Registered Voters	Turnout Percentage
Eureka Charter Township, Precinct 1	93	22	188	59	17	379	42	2	14	641	641	1,523	42.09%
Eureka Charter Township, Precinct 2	86	17	185	46	13	347	37	3	8	560	560	1,617	34.63%
City of Greenville, Precinct 1	0	0	0	0	0	0	0	0	0	0	0	4	0.00%
City of Greenville, Precinct 2	0	0	0	0	0	0	0	0	0	1	1	9	11.11%
Totals	179	39	373	105	30	726	79	5	22	1,202	1,202	3,153	38.12%

Canvass Results Report

Unofficial Results

Run Time 12:47 PM
Run Date 08/12/2020

Montcalm County, Michigan

Primary Election

8/4/2020

Page 36

Official Results

Registered Voters
15910 of 47125 = 33.76%

Precincts Reporting
34 of 34 = 100.00%

Representative in State Legislature 70th District - Republican Party - Vote for not more than 1

Precinct	Greg Alexander	Christopher Comden	Pat Outman	Arturo Puckerin	Martin Ross	Cast Votes	Undervotes	Overvotes	Invalid Votes	Election Day Voting Ballots Cast	Total Ballots Cast	Registered Voters	Turnout Percentage
Belvidere	31	11	280	17	72	411	13	1	31	637	637	1,670	38.14%
Bloomer	11	13	118	15	133	290	9	1	5	366	366	898	40.76%
Bushnell	27	5	65	14	159	270	5	0	12	355	355	1,072	33.12%
Cato	22	17	331	47	73	490	14	4	32	722	722	2,162	33.40%
Crystal Township, Precinct 1	42	10	215	17	162	446	26	9	27	684	684	1,970	34.72%
Day Township, Precinct 1	21	12	142	11	58	244	5	2	8	320	320	825	38.79%
Douglass Township, Precinct 1	51	16	316	48	104	535	19	0	15	742	742	1,830	40.55%
Eureka Charter Township, Precinct 1	27	12	205	89	62	395	28	0	23	641	641	1,523	42.09%
Eureka Charter Township, Precinct 2	33	13	186	65	70	367	19	1	12	560	560	1,617	34.63%
Evergreen Township, Precinct 1	41	8	94	15	107	265	21	4	34	414	414	1,257	32.94%
Evergreen Township, Precinct 2	31	6	84	20	127	268	7	3	19	351	351	1,006	34.89%
Fairplain Township, Precinct 1	21	7	82	32	210	352	16	1	15	497	497	1,352	36.76%
Ferris Township, Precinct 1	10	8	111	8	50	187	2	0	39	326	326	971	33.57%
Home Township, Precinct 1	29	9	264	21	63	386	8	1	11	558	558	1,942	28.73%
Maple Valley Township, Precinct 1	20	11	253	40	76	400	25	0	19	536	536	1,445	37.09%
Montcalm Township, Precinct 1	50	21	311	112	161	655	37	0	23	944	944	2,662	35.46%

Canvass Results Report

Unofficial Results

Run Time 12:47 PM
Run Date 08/12/2020

Montcalm County, Michigan

Primary Election

8/4/2020

Page 37

Official Results

Registered Voters
15910 of 47125 = 33.76%

Precincts Reporting
34 of 34 = 100.00%

Representative in State Legislature 70th District - Republican Party - Vote for not more than 1

Precinct	Greg Alexander	Christopher Comden	Pat Outman	Arturo Puckerin	Martin Ross	Cast Votes	Undervotes	Overvotes	Invalid Votes	Election Day Voting Ballots Cast	Total Ballots Cast	Registered Voters	Turnout Percentage
Pierson Township, Precinct 1	44	39	443	56	85	667	55	3	23	976	976	2,638	37.00%
Pine Township, Precinct 1	12	11	190	35	61	309	15	1	17	493	493	1,301	37.89%
Reynolds Township, Precinct 1	34	15	261	33	72	415	16	0	10	582	582	2,217	26.25%
Reynolds Township, Precinct 2	16	16	207	19	39	297	8	0	8	437	437	1,714	25.50%
Richland Township, Precinct 1	30	28	296	14	58	426	17	1	17	623	623	2,043	30.49%
Sidney Township, Precinct 1	75	25	239	68	174	581	24	1	52	819	819	1,998	40.99%
Winfield Township, Precinct 1	22	17	298	32	94	463	13	0	16	627	627	1,763	35.56%
City of Carson City, Precinct 1	14	7	87	13	32	153	14	0	2	253	253	824	30.70%
City of Greenville, Precinct 1	16	12	98	64	37	227	8	2	18	389	389	1,639	23.73%
City of Greenville, Precinct 2	17	10	105	56	42	230	21	4	13	460	460	1,575	29.21%
City of Greenville, Precinct 3	17	21	169	63	68	338	25	1	28	587	587	1,626	36.10%
City of Greenville, Precinct 4	7	5	68	35	39	154	5	0	10	286	286	1,203	23.77%
City of Stanton, Precinct 1	32	10	79	20	47	188	7	1	11	254	254	830	30.60%
Totals	803	395	5,597	1,079	2,535	10,409	482	41	550	15,439	15,439	45,573	33.88%

Canvass Results Report

Unofficial Results

Run Time 12:47 PM
Run Date 08/12/2020

Montcalm County, Michigan

Primary Election

8/4/2020

Page 62

Official Results

Registered Voters
15910 of 47125 = 33.76%

Precincts Reporting
34 of 34 = 100.00%

Judge of District Court 64B District Non-Incumbent Position - Nonpartisan Party - Vote for not more than 1

Precinct	Keeley Blanchard	Adam Eggleston	Tom Ginster	Cast Votes	Undervotes	Overvotes	Election Day Voting Ballots Cast	Total Ballots Cast	Registered Voters	Turnout Percentage
Pierson Township, Precinct 1	273	251	216	740	236	0	976	976	2,638	37.00%
Pine Township, Precinct 1	187	110	104	401	92	0	493	493	1,301	37.89%
Reynolds Township, Precinct 1	160	184	125	469	113	0	582	582	2,217	26.25%
Reynolds Township, Precinct 2	124	119	91	334	103	0	437	437	1,714	25.50%
Richland Township, Precinct 1	180	194	114	488	135	1	623	623	2,043	30.49%
Sidney Township, Precinct 1	190	356	147	693	125	1	819	819	1,998	40.99%
Winfield Township, Precinct 1	191	171	149	511	116	0	627	627	1,763	35.56%
City of Carson City, Precinct 1	71	92	44	207	45	1	253	253	824	30.70%
City of Greenville, Precinct 1	126	104	96	326	63	0	389	389	1,639	23.73%
City of Greenville, Precinct 2	152	158	99	409	49	2	460	460	1,575	29.21%
City of Greenville, Precinct 3	186	209	101	496	88	3	587	587	1,626	36.10%
City of Greenville, Precinct 4	113	67	67	247	39	0	286	286	1,203	23.77%
City of Stanton, Precinct 1	63	124	38	225	29	0	254	254	830	30.60%
Totals	4,438	5,007	3,263	12,708	2,712	20	15,439	15,439	45,573	33.88%

Canvass Results Report

Unofficial Results

Run Time 11:25 AM
Run Date 08/07/2020

Montcalm County, Michigan

Primary Election

8/4/2020

Page 1

Official Results

Registered Voters
15909 of 47125 = 33.76%

Precincts Reporting
34 of 34 = 100.00%

United States Senator - Democratic Party - Vote for not more than 1

Precinct	Early Polls	Canvass	Undervotes	Overvotes	Invalid	Eligible Day Voting Polls Count	Total Ballots Count	Registered Voters	Turnout Percentage
Belvidere Township, Precinct 1	157	157	5	0	28	637	637	1,670	38.14%
Bloomer Township, Precinct 1	51	51	1	1	10	366	366	898	40.76%
Bushnell Township, Precinct 1	60	60	0	0	13	355	355	1,072	33.12%
Cato Township, Precinct 1	133	133	1	0	61	722	722	2,162	33.40%
Crystal Township, Precinct 1	141	141	13	0	27	684	684	1,970	34.72%
Day Township, Precinct 1	52	52	0	0	13	320	320	825	38.79%
Douglass Township, Precinct 1	139	139	3	0	33	742	742	1,830	40.55%
Eureka Charter Township, Precinct 1	174	174	1	0	37	641	641	1,523	42.09%
Eureka Charter Township, Precinct 2	137	137	0	0	22	560	560	1,617	34.63%
Evergreen Township, Precinct 1	70	70	3	0	43	414	414	1,257	32.94%
Evergreen Township, Precinct 2	45	45	0	0	25	351	351	1,006	34.89%
Fairplain Township, Precinct 1	95	95	5	0	22	497	497	1,352	36.76%
Ferris Township, Precinct 1	68	68	10	1	30	326	326	971	33.57%
Home Township, Precinct 1	125	125	4	0	23	558	558	1,942	28.73%
Maple Valley Township, Precinct 1	49	49	5	0	51	536	536	1,445	37.09%

Canvass Results Report

Unofficial Results

Run Time 11:25 AM
Run Date 08/07/2020

Montcalm County, Michigan

Primary Election

8/4/2020

Page 2

Official Results

Registered Voters
15909 of 47125 = 33.76%

Precincts Reporting
34 of 34 = 100.00%

United States Senator - Democratic Party - Vote for not more than 1

Precinct	Early Return	Early Voting	Undervotes	Overvotes	Invalid Votes	Election Day Voting Ballots Cast	Total Ballots Cast	Registered Voters	Turnout Percentage
Montcalm Township, Precinct 1	193	193	5	0	40	944	944	2,662	35.46%
Pierson Township, Precinct 1	189	189	6	0	48	976	976	2,638	37.00%
Pine Township, Precinct 1	127	127	6	0	19	493	493	1,301	37.89%
Reynolds Township, Precinct 1	119	119	1	0	23	582	582	2,217	26.25%
Reynolds Township, Precinct 2	98	98	2	0	27	437	437	1,714	25.50%
Richland Township, Precinct 1	134	134	6	0	28	623	623	2,043	30.49%
Sidney Township, Precinct 1	132	132	7	0	21	819	819	1,998	40.99%
Winfield Township, Precinct 1	108	108	2	0	34	627	627	1,763	35.56%
City of Carson City, Precinct 1	70	70	1	1	10	252	252	824	30.58%
City of Greenville, Precinct 1	112	112	4	0	27	389	389	1,639	23.73%
City of Greenville, Precinct 2	162	162	4	0	26	460	460	1,575	29.21%
City of Greenville, Precinct 3	169	169	1	0	39	587	587	1,626	36.10%
City of Greenville, Precinct 4	96	96	2	0	20	286	286	1,203	23.77%
City of Stanton, Precinct 1	37	37	0	0	15	254	254	830	30.60%
Totals	3,242	3,242	98	3	815	15,438	15,438	45,573	33.88%

Canvass Results Report

Unofficial Results

Run Time 11:25 AM
Run Date 08/07/2020

Montcalm County, Michigan

Primary Election

8/4/2020

Page 31

Official Results

Registered Voters
15909 of 47125 = 33.76%

Precincts Reporting
34 of 34 = 100.00%

United State Senator - Republican Party - Vote for not more than 1

Precinct	Ballots Issued	Ballots Returned	Undervotes	Overvotes	Invalid Votes	Election Day Voting Ballots Cast	Total Ballots Cast	Registered Voters	Turnout Percentage
Belvidere Township, Precinct 1	364	364	61	0	16	637	637	1,670	38.14%
Bloomer Township, Precinct 1	262	262	38	0	6	366	366	898	40.76%
Bushnell Township, Precinct 1	248	248	27	0	8	355	355	1,072	33.12%
Cato Township, Precinct 1	439	439	69	0	7	722	722	2,162	33.40%
Crystal Township, Precinct 1	408	408	73	0	12	684	684	1,970	34.72%
Day Township, Precinct 1	218	218	33	0	5	320	320	825	38.79%
Douglass Township, Precinct 1	452	452	102	0	9	742	742	1,830	40.55%
Eureka Charter Township, Precinct 1	344	344	79	0	6	641	641	1,523	42.09%
Eureka Charter Township, Precinct 2	326	326	61	0	5	560	560	1,617	34.63%
Evergreen Township, Precinct 1	224	224	66	0	14	414	414	1,257	32.94%
Evergreen Township, Precinct 2	220	220	58	0	6	351	351	1,006	34.89%
Fairplain Township, Precinct 1	308	308	61	0	7	497	497	1,352	36.76%
Ferris Township, Precinct 1	173	173	16	0	30	326	326	971	33.57%
Home Township, Precinct 1	345	345	50	0	8	558	558	1,942	28.73%
Maple Valley Township, Precinct 1	362	362	63	0	6	536	536	1,445	37.09%

Canvass Results Report

Unofficial Results

Run Time 11:25 AM
Run Date 08/07/2020

Montcalm County, Michigan

Primary Election

8/4/2020

Page 32

Official Results

Registered Voters
15909 of 47125 = 33.76%

Precincts Reporting
34 of 34 = 100.00%

United State Senator - Republican Party - Vote for not more than 1

Precinct	Ballots Cast	Cast Votes	Invalid Ballots	Overvotes	Undervotes	Election Day Voting Ballots Cast	Total Ballots Cast	Registered Voters	Turnout Percentage
Montcalm Township, Precinct 1	569	569	123	0	16	944	944	2,662	35.46%
Pierson Township, Precinct 1	639	639	86	0	5	976	976	2,638	37.00%
Pine Township, Precinct 1	289	289	35	1	7	493	493	1,301	37.89%
Reynolds Township, Precinct 1	387	387	44	0	5	582	582	2,217	26.25%
Reynolds Township, Precinct 2	288	288	17	0	1	437	437	1,714	25.50%
Richland Township, Precinct 1	393	393	51	0	12	623	623	2,043	30.49%
Sidney Township, Precinct 1	472	472	134	0	37	819	819	1,998	40.99%
Winfield Township, Precinct 1	433	433	43	0	10	627	627	1,763	35.56%
City of Carson City, Precinct 1	133	133	33	0	2	252	252	824	30.58%
City of Greenville, Precinct 1	206	206	31	0	10	389	389	1,639	23.73%
City of Greenville, Precinct 2	222	222	33	0	3	460	460	1,575	29.21%
City of Greenville, Precinct 3	283	283	81	0	13	587	587	1,626	36.10%
City of Greenville, Precinct 4	144	144	15	0	4	286	286	1,203	23.77%
City of Stanton, Precinct 1	146	146	50	0	5	254	254	830	30.60%
Totals	9,297	9,297	1,633	1	275	15,438	15,438	45,573	33.88%

Canvass Results Report

Unofficial Results

Run Time 11:25 AM
Run Date 08/07/2020

Montcalm County, Michigan

Primary Election

8/4/2020

Page 5

Official Results**Registered Voters**

15909 of 47125 = 33.76%

Precincts Reporting

34 of 34 = 100.00%

Representative in Congress 3rd District - Democratic Party - Vote for not more than 1

Precinct	Wiley Schulze	Tim Walz	Undervotes	Overvotes	Invalid Votes	Election Day Voting Ballots Cast	Total Ballots Cast	Registered Voters	Turnout Percentage
Eureka Charter Township, Precinct 1	169	169	6	0	23	641	641	1,523	42.09%
Eureka Charter Township, Precinct 2	128	128	9	0	18	560	560	1,617	34.63%
City of Greenville, Precinct 1	0	0	0	0	0	0	0	4	0.00%
City of Greenville, Precinct 2	1	1	0	0	0	1	1	9	11.11%
Totals	298	298	15	0	41	1,202	1,202	3,153	38.12%

Canvass Results Report

Unofficial Results

Run Time 11:25 AM
Run Date 08/07/2020

Montcalm County, Michigan

Primary Election

8/4/2020

Page 35

Official Results

Registered Voters
15909 of 47125 = 33.76%

Precincts Reporting
34 of 34 = 100.00%

Representative in Congress 3rd District - Republican Party - Vote for not more than 1

Precinct	John Alexander	Joe Farrington	Patricia Miller	Thomas J. Norton	Barry Paul	Carl Wilson	Isabel Davis	Cheryl Miller	Donald Miller	Election Day Voting Ballots Cast	Total Ballots Cast	Registered Voters	Turnout Percentage
Eureka Charter Township, Precinct 1	93	22	188	59	17	379	42	2	14	641	641	1,523	42.09%
Eureka Charter Township, Precinct 2	86	17	185	46	13	347	37	3	8	560	560	1,617	34.63%
City of Greenville, Precinct 1	0	0	0	0	0	0	0	0	0	0	0	4	0.00%
City of Greenville, Precinct 2	0	0	0	0	0	0	0	0	0	1	1	9	11.11%
Totals	179	39	373	105	30	726	79	5	22	1,202	1,202	3,153	38.12%

Canvass Results Report

Montcalm County, Michigan

Official Results

Unofficial Results

Primary Election

Registered Voters
15909 of 47125 = 33.76%

Precincts Reporting
34 of 34 = 100.00%

Run Time 11:25 AM
Run Date 08/07/2020

8/4/2020

Page 3

Representative in Congress 4th District - Democratic Party - Vote for not more than 1

Precinct	Anthony D. Hall	Jerry Harris	Cost Harris	Undervotes	Overvotes	Protest Votes	Ballots Not Being Balloted	Total Ballots Cast	Registered Voters	Turnout Percentage
Belvidere Township, Precinct 1	53	90	143	19	0	22	637	637	1,670	38.14%
Bloomer Township, Precinct 1	13	33	46	7	0	10	366	366	898	40.76%
Bushnell Township, Precinct 1	15	42	57	3	0	11	355	355	1,072	33.12%
Cato Township, Precinct 1	45	75	120	13	1	54	722	722	2,162	33.40%
Crystal Township, Precinct 1	55	73	128	24	2	22	684	684	1,970	34.72%
Day Township, Precinct 1	20	31	51	1	0	9	320	320	825	38.79%
Douglass Township, Precinct 1	57	71	128	14	0	28	742	742	1,830	40.55%
Evergreen Township, Precinct 1	27	38	65	8	0	29	414	414	1,257	32.94%
Evergreen Township, Precinct 2	18	25	43	1	1	16	351	351	1,006	34.89%
Fairplain Township, Precinct 1	35	51	86	14	0	14	497	497	1,352	36.76%
Ferris Township, Precinct 1	26	38	64	15	0	30	326	326	971	33.57%
Home Township, Precinct 1	43	72	115	12	2	17	558	558	1,942	28.73%
Maple Valley Township, Precinct 1	23	26	49	5	0	47	536	536	1,445	37.09%
Montcalm Township, Precinct 1	78	103	181	16	1	36	944	944	2,662	35.46%
Pierson Township, Precinct 1	88	89	177	18	0	35	976	976	2,638	37.00%
Pine Township, Precinct 1	47	79	126	7	0	16	493	493	1,301	37.89%

Canvass Results Report

Montcalm County, Michigan

Official Results

Unofficial Results

Primary Election

Registered Voters

15909 of 47125 = 33.76%

Precincts Reporting

34 of 34 = 100.00%

Run Time 11:25 AM
Run Date 08/07/2020

8/4/2020

Page 4

Representative in Congress 4th District - Democratic Party - Vote for not more than 1

Precinct	Anthony D. Paeg	Perry Hillard	Clark Wilson	Timothy J. Smith	Robert J. Smith	Robert J. Smith	Robert J. Smith	Robert J. Smith	Robert J. Smith	Turnout Percentage
Reynolds Township, Precinct 1	54	57	111	9	0	21	582	582	2,217	26.25%
Reynolds Township, Precinct 2	42	49	91	8	1	20	437	437	1,714	25.50%
Richland Township, Precinct 1	63	67	130	9	1	22	623	623	2,043	30.49%
Sidney Township, Precinct 1	42	79	121	16	2	19	819	819	1,998	40.99%
Winfield Township, Precinct 1	41	59	100	10	0	27	627	627	1,763	35.56%
City of Carson City, Precinct 1	21	45	66	6	0	8	252	252	824	30.58%
City of Greenville, Precinct 1	46	59	105	11	0	23	389	389	1,635	23.79%
City of Greenville, Precinct 2	69	86	155	8	2	21	459	459	1,566	29.31%
City of Greenville, Precinct 3	74	73	147	23	0	32	587	587	1,626	36.10%
City of Greenville, Precinct 4	28	61	89	8	1	19	286	286	1,203	23.77%
City of Stanton, Precinct 1	18	18	36	1	0	12	254	254	830	30.60%
Totals	1,141	1,589	2,730	286	14	620	14,236	14,236	42,420	33.56%

Canvass Results Report

Unofficial Results

Run Time 11:25 AM
Run Date 08/07/2020

Montcalm County, Michigan

Primary Election

8/4/2020

Page 33

Official Results

Registered Voters
15909 of 47125 = 33.76%

Precincts Reporting
34 of 34 = 100.00%

Representative in Congress 4th District - Republican Party - Vote for not more than 1

Precinct	John Peterson	Greg Miller	Undervotes	Overvotes	Invalid Votes	Election Day Voting Ballots Cast	Total Ballots Cast	Registered Voters	Turnout Percentage
Belvidere Township, Precinct 1	374	374	51	0	20	637	637	1,670	38.14%
Bloomer Township, Precinct 1	247	247	53	0	5	366	366	898	40.76%
Bushnell Township, Precinct 1	240	240	35	0	9	355	355	1,072	33.12%
Cato Township, Precinct 1	432	432	76	0	20	722	722	2,162	33.40%
Crystal Township, Precinct 1	407	407	74	0	18	684	684	1,970	34.72%
Day Township, Precinct 1	222	222	29	0	6	320	320	825	38.79%
Douglass Township, Precinct 1	458	458	96	0	13	742	742	1,830	40.55%
Evergreen Township, Precinct 1	230	230	60	0	28	414	414	1,257	32.94%
Evergreen Township, Precinct 2	222	222	56	0	9	351	351	1,006	34.89%
Fairplain Township, Precinct 1	307	307	62	0	9	497	497	1,352	36.76%
Ferris Township, Precinct 1	173	173	16	0	32	326	326	971	33.57%
Home Township, Precinct 1	346	346	49	0	10	558	558	1,942	28.73%
Maple Valley Township, Precinct 1	361	361	64	0	11	536	536	1,445	37.09%
Montcalm Township, Precinct 1	551	551	141	0	19	944	944	2,662	35.46%
Pierson Township, Precinct 1	620	620	105	0	15	976	976	2,638	37.00%
Pine Township, Precinct 1	285	285	40	0	7	493	493	1,301	37.89%

Canvass Results Report

Unofficial Results

Run Time 11:25 AM
Run Date 08/07/2020

Montcalm County, Michigan

Primary Election

8/4/2020

Page 34

Official Results

Registered Voters
15909 of 47125 = 33.76%

Precincts Reporting
34 of 34 = 100.00%

Representative in Congress 4th District - Republican Party - Vote for not more than 1

Precinct	John B. ...	Cast ...	Undervotes	Overvotes	Ballots ...	Election Day Voting Ballots Cast	Total Ballots Cast	Registered Voters	Turnout Percentage
Reynolds Township, Precinct 1	391	391	40	0	6	582	582	2,217	26.25%
Reynolds Township, Precinct 2	290	290	15	0	5	437	437	1,714	25.50%
Richland Township, Precinct 1	383	383	61	0	16	623	623	2,043	30.49%
Sidney Township, Precinct 1	467	467	139	0	42	819	819	1,998	40.99%
Winfield Township, Precinct 1	416	416	60	0	13	627	627	1,763	35.56%
City of Carson City, Precinct 1	132	132	34	0	3	252	252	824	30.58%
City of Greenville, Precinct 1	198	198	39	0	7	389	389	1,635	23.79%
City of Greenville, Precinct 2	215	215	40	0	7	459	459	1,566	29.31%
City of Greenville, Precinct 3	293	293	71	0	18	587	587	1,626	36.10%
City of Greenville, Precinct 4	139	139	20	0	4	286	286	1,203	23.77%
City of Stanton, Precinct 1	151	151	44	1	4	254	254	830	30.60%
Totals	8,550	8,550	1,570	1	356	14,236	14,236	42,420	33.56%

Canvass Results Report**Montcalm County, Michigan****Official Results**

Unofficial Results

Primary Election

Registered Voters

15909 of 47125 = 33.76%

Precincts Reporting

34 of 34 = 100.00%

Run Time 11:25 AM
Run Date 08/07/2020

8/4/2020

Page 6

Representative in State Legislature 70th District - Democratic Party - Vote for not more than 1

Precinct	Ballots Cast	Ballots Cast	Undervotes	Overvotes	Invalid Votes	Election Day Voting Ballots Cast	Total Ballots Cast	Registered Voters	Turnout Percentage
Belvidere Township, Precinct 1	138	138	24	0	25	637	637	1,670	38.14%
Bloomer Township, Precinct 1	48	48	5	0	9	366	366	898	40.76%
Bushnell Township, Precinct 1	57	57	3	0	12	355	355	1,072	33.12%
Cato Township, Precinct 1	113	113	21	0	41	722	722	2,162	33.40%
Crystal Township, Precinct 1	133	133	21	0	18	684	684	1,970	34.72%
Day Township, Precinct 1	52	52	0	0	11	320	320	825	38.79%
Douglass Township, Precinct 1	125	125	17	0	25	742	742	1,830	40.55%
Eureka Charter Township, Precinct 1	166	166	9	0	18	641	641	1,523	42.09%
Eureka Charter Township, Precinct 2	127	127	10	0	17	560	560	1,617	34.63%
Evergreen Township, Precinct 1	62	62	10	1	22	414	414	1,257	32.94%
Evergreen Township, Precinct 2	38	38	7	0	11	351	351	1,006	34.89%
Fairplain Township, Precinct 1	78	78	22	0	11	497	497	1,352	36.76%
Ferris Township, Precinct 1	67	67	12	0	26	326	326	971	33.57%
Home Township, Precinct 1	117	117	11	1	24	558	558	1,942	28.73%
Maple Valley Township, Precinct 1	47	47	7	0	40	536	536	1,445	37.09%

Canvass Results Report

Unofficial Results

Run Time 11:25 AM
Run Date 08/07/2020

Montcalm County, Michigan

Primary Election

8/4/2020

Page 7

Official Results

Registered Voters
15909 of 47125 = 33.76%

Precincts Reporting
34 of 34 = 100.00%

Representative in State Legislature 70th District - Democratic Party - Vote for not more than 1

Precinct	None Listed	Ballot Voided	Blank Ballot	Overmarked	Undermarked	Ballot Marked for Another Candidate	Total Ballots Cast	Registered Voters	Turnout Percentage
Montcalm Township, Precinct 1	170	170	28	0	33	944	944	2,662	35.46%
Pierson Township, Precinct 1	173	173	22	0	27	976	976	2,638	37.00%
Pine Township, Precinct 1	120	120	13	0	11	493	493	1,301	37.89%
Reynolds Township, Precinct 1	111	111	9	0	23	582	582	2,217	26.25%
Reynolds Township, Precinct 2	87	87	13	0	20	437	437	1,714	25.50%
Richland Township, Precinct 1	125	125	15	0	21	623	623	2,043	30.49%
Sidney Township, Precinct 1	124	124	15	0	17	819	819	1,998	40.99%
Winfield Township, Precinct 1	100	100	10	0	27	627	627	1,763	35.56%
City of Carson City, Precinct 1	63	63	9	0	9	252	252	824	30.58%
City of Greenville, Precinct 1	106	106	10	0	20	389	389	1,639	23.73%
City of Greenville, Precinct 2	162	162	4	0	15	460	460	1,575	29.21%
City of Greenville, Precinct 3	147	147	23	0	29	587	587	1,626	36.10%
City of Greenville, Precinct 4	90	90	8	0	16	286	286	1,203	23.77%
City of Stanton, Precinct 1	35	35	2	0	11	254	254	830	30.60%
Totals	2,981	2,981	360	2	589	15,438	15,438	45,573	33.88%

Canvass Results Report

Unofficial Results

Run Time 11:25 AM
Run Date 08/07/2020

Montcalm County, Michigan

Primary Election

8/4/2020

Page 36

Official Results

Registered Voters
15909 of 47125 = 33.76%

Precincts Reporting
34 of 34 = 100.00%

Representative in State Legislature 70th District - Republican Party - Vote for not more than 1

Precinct	Greg Alexander	Christopher Cusack	Pat Cusack	Arthur Fishkin	Martin Reed	David Smith	Undervotes	Overvotes	Invalid Votes	Election Day Voting Ballots Cast	Total Ballots Cast	Registered Voters	Turnout Percentage
Belvidere Township, Precinct 1	31	11	280	17	72	411	13	1	31	637	637	1,670	38.14%
Bloomer Township, Precinct 1	11	13	118	15	133	290	9	1	5	366	366	898	40.76%
Bushnell Township, Precinct 1	27	5	65	14	159	270	5	0	12	355	355	1,072	33.12%
Cato Township, Precinct 1	22	17	331	47	73	490	14	4	32	722	722	2,162	33.40%
Crystal Township, Precinct 1	42	10	215	17	162	446	26	9	27	684	684	1,970	34.72%
Day Township, Precinct 1	21	12	142	11	58	244	5	2	8	320	320	825	38.79%
Douglass Township, Precinct 1	51	16	316	48	104	535	19	0	15	742	742	1,830	40.55%
Eureka Charter Township, Precinct 1	27	12	205	89	62	395	28	0	23	641	641	1,523	42.09%
Eureka Charter Township, Precinct 2	33	13	186	65	70	367	19	1	12	560	560	1,617	34.63%
Evergreen Township, Precinct 1	41	8	94	15	107	265	21	4	34	414	414	1,257	32.94%
Evergreen Township, Precinct 2	31	6	84	20	127	268	7	3	19	351	351	1,006	34.89%
Fairplain Township, Precinct 1	21	7	82	32	210	352	16	1	15	497	497	1,352	36.76%
Ferris Township, Precinct 1	10	8	111	8	50	187	2	0	39	326	326	971	33.57%
Home Township, Precinct 1	29	9	264	21	63	386	8	1	11	558	558	1,942	28.73%
Maple Valley Township, Precinct 1	20	11	253	40	76	400	25	0	19	536	536	1,445	37.09%

Canvass Results Report

Unofficial Results

Run Time 11:25 AM
Run Date 08/07/2020

Montcalm County, Michigan

Primary Election

8/4/2020

Page 37

Official Results

Registered Voters

15909 of 47125 = 33.76%

Precincts Reporting

34 of 34 = 100.00%

Representative in State Legislature 70th District - Republican Party - Vote for not more than 1

Precinct	Greg Ableson Jr	Christopher Coleman	Ray Dubman	Kurtis Furber	Martin Reed	Paul Taylor	Undervotes	Overvotes	Invalid Votes	Election Day Voting Ballots Cast	Total Ballots Cast	Registered Voters	Turnout Percentage
Montcalm Township, Precinct 1	50	21	311	112	161	655	37	0	23	944	944	2,662	35.46%
Pierson Township, Precinct 1	44	39	443	56	85	667	55	3	23	976	976	2,638	37.00%
Pine Township, Precinct 1	12	11	190	35	61	309	15	1	17	493	493	1,301	37.89%
Reynolds Township, Precinct 1	34	15	261	33	72	415	16	0	10	582	582	2,217	26.25%
Reynolds Township, Precinct 2	16	16	207	19	39	297	8	0	8	437	437	1,714	25.50%
Richland Township, Precinct 1	30	28	296	14	58	426	17	1	17	623	623	2,043	30.49%
Sidney Township, Precinct 1	75	25	239	68	174	581	24	1	52	819	819	1,998	40.99%
Winfield Township, Precinct 1	22	17	298	32	94	463	13	0	16	627	627	1,763	35.56%
City of Carson City, Precinct 1	14	7	87	12	32	152	14	0	2	252	252	824	30.58%
City of Greenville, Precinct 1	16	12	98	64	37	227	8	2	18	389	389	1,639	23.73%
City of Greenville, Precinct 2	17	10	105	56	42	230	21	4	13	460	460	1,575	29.21%
City of Greenville, Precinct 3	17	21	169	63	68	338	25	1	28	587	587	1,626	36.10%
City of Greenville, Precinct 4	7	5	68	35	39	154	5	0	10	286	286	1,203	23.77%
City of Stanton, Precinct 1	32	10	79	20	47	188	7	1	11	254	254	830	30.60%
Totals	803	395	5,597	1,078	2,535	10,408	482	41	550	15,438	15,438	45,573	33.88%

Canvass Results Report

Unofficial Results

Run Time 11:25 AM
Run Date 08/07/2020

Montcalm County, Michigan

Primary Election

8/4/2020

Page 61

Official Results

Registered Voters
15909 of 47125 = 33.76%

Precincts Reporting
34 of 34 = 100.00%

Judge of District Court 64B District Non-Incumbent Position - Nonpartisan Party - Vote for not more than 1

Precinct	Wayne Blackford	Robert Ferguson	Tom Gruber	Paul Miller	Richard Smith	Overvotes	Election Day Voting Ballots Cast	Total Ballots Cast	Registered Voters	Turnout Percentage
Belvidere Township, Precinct 1	221	192	94	507	130	0	637	637	1,670	38.14%
Bloomer Township, Precinct 1	59	110	146	315	51	0	366	366	898	40.76%
Bushnell Township, Precinct 1	73	106	101	280	74	1	355	355	1,072	33.12%
Cato Township, Precinct 1	296	194	130	620	99	3	722	722	2,162	33.40%
Crystal Township, Precinct 1	167	261	125	553	130	1	684	684	1,970	34.72%
Day Township, Precinct 1	86	136	52	274	46	0	320	320	825	38.79%
Douglass Township, Precinct 1	201	276	131	608	132	2	742	742	1,830	40.55%
Eureka Charter Township, Precinct 1	186	215	135	536	104	1	641	641	1,523	42.09%
Eureka Charter Township, Precinct 2	155	164	137	456	103	1	560	560	1,617	34.63%
Evergreen Township, Precinct 1	116	179	67	362	51	1	414	414	1,257	32.94%
Evergreen Township, Precinct 2	74	164	71	309	41	1	351	351	1,006	34.89%
Fairplain Township, Precinct 1	103	168	154	425	72	0	497	497	1,352	36.76%
Ferris Township, Precinct 1	94	103	72	269	57	0	326	326	971	33.57%
Home Township, Precinct 1	145	183	104	432	126	0	558	558	1,942	28.73%
Maple Valley Township, Precinct 1	146	147	155	448	88	0	536	536	1,445	37.09%

Canvass Results Report

Unofficial Results

Run Time 11:25 AM
Run Date 08/07/2020

Montcalm County, Michigan

Primary Election

8/4/2020

Page 62

Official Results

Registered Voters
15909 of 47125 = 33.76%

Precincts Reporting
34 of 34 = 100.00%

Judge of District Court 64B District Non-Incumbent Position - Nonpartisan Party - Vote for not more than 1

Precinct	Ballots Cast	Ballots Returned	Ballots Marked	Ballots Invalid	Undervotes	Overvotes	Ballots Not Marked	Total Ballots Cast	Registered Voters	Turnout Percentage
Montcalm Township, Precinct 1	300	270	198	768	175	1	944	944	2,662	35.46%
Pierson Township, Precinct 1	273	251	216	740	236	0	976	976	2,638	37.00%
Pine Township, Precinct 1	187	110	104	401	92	0	493	493	1,301	37.89%
Reynolds Township, Precinct 1	160	184	125	469	113	0	582	582	2,217	26.25%
Reynolds Township, Precinct 2	124	119	91	334	103	0	437	437	1,714	25.50%
Richland Township, Precinct 1	180	194	114	488	135	1	623	623	2,043	30.49%
Sidney Township, Precinct 1	190	356	147	693	125	1	819	819	1,998	40.99%
Winfield Township, Precinct 1	191	171	149	511	116	0	627	627	1,763	35.56%
City of Carson City, Precinct 1	70	92	44	206	45	1	252	252	824	30.58%
City of Greenville, Precinct 1	126	104	96	326	63	0	389	389	1,639	23.73%
City of Greenville, Precinct 2	152	158	99	409	49	2	460	460	1,575	29.21%
City of Greenville, Precinct 3	186	209	101	496	88	3	587	587	1,626	36.10%
City of Greenville, Precinct 4	113	67	67	247	39	0	286	286	1,203	23.77%
City of Stanton, Precinct 1	63	124	38	225	29	0	254	254	830	30.60%
Totals	4,437	5,007	3,263	12,707	2,712	20	15,438	15,438	45,573	33.88%

Statement of Votes Cast

Open Primary

Montmorency County, Michigan

August 04, 2020

SOVC for: All Contests, All Districts, All Counting Groups

Precinct	Registered Voters	Cards Cast	Voters Cast	% Turnout
County				
Montmorency County Michigan				
Albert Township, Precinct 1	2,170	903	903	41.61%
Avery Township, Precinct 1	569	210	210	36.91%
Briley Township, Precinct 1	1,715	644	644	37.55%
Hillman Township, Precinct 1	1,637	659	659	40.26%
Loud Township, Precinct 1	243	107	107	44.03%
Montmorency Township, Precinct 1	530	257	257	48.49%
Montmorency Township, Precinct 2	441	231	231	52.38%
Rust Township, Precinct 1	422	183	183	43.36%
Vienna Township, Precinct 1	476	208	208	43.70%
Green Township, Precinct 1 (Alpena County)	0	0	0	N/A
Wellington Township, Precinct 1 (Alpena County)	0	0	0	N/A
Greenwood Township, Precinct 1 (Oscoda County)	0	323	323	N/A
Charlton Township, Precinct 1 (Otsego County)	0	443	443	N/A
Chester Township, Precinct 1 (Otsego County)	0	157	157	N/A
Dover Township, Precinct 1 (Otsego County)	0	101	101	N/A
Bismarck Township, Precinct 1 (Presque Isle County)	0	0	0	N/A
Montmorency County Michigan - Total	8,203	4,426	4,426	53.96%

Precinct	Registered Voters	Cards Cast	Voters Cast	% Turnout
Cumulative				
Cumulative	0	0	0	N/A
Cumulative - Total	0	0	0	N/A
County - Total	8,203	4,426	4,426	53.96%

United States Senator for State (DEM) (Vote for 1) DEM

Precinct	Times Cast	Registered Voters
County		
Montmorency County Michigan		
Albert Township, Precinct 1	903	2,170
Avery Township, Precinct 1	210	569
Briley Township, Precinct 1	644	1,715
Hillman Township, Precinct 1	659	1,637
Loud Township, Precinct 1	107	243
Montmorency Township, Precinct 1	257	530
Montmorency Township, Precinct 2	231	441
Rust Township, Precinct 1	183	422
Vienna Township, Precinct 1	208	476
Montmorency County Michigan - Total	3,402	8,203
Cumulative		
Cumulative	0	0
Cumulative - Total	0	0
County - Total	3,402	8,203

Precinct	Gary Peters	Total Votes	Unresolved Write-In
County			
Montmorency County Michigan			
Albert Township, Precinct 1	182	182	1
Avery Township, Precinct 1	39	39	0
Briley Township, Precinct 1	91	91	0
Hillman Township, Precinct 1	115	115	1
Loud Township, Precinct 1	25	25	0
Montmorency Township, Precinct 1	62	62	0
Montmorency Township, Precinct 2	45	45	0
Rust Township, Precinct 1	23	23	1
Vienna Township, Precinct 1	37	37	0
Montmorency County Michigan - Total	619	619	3
Cumulative			
Cumulative	0	0	0
Cumulative - Total	0	0	0
County - Total	619	619	3

Representative in Congress 1st District for State (DEM) (Vote for 1) DEM

Precinct	Times Cast	Registered Voters
County		
Montmorency County Michigan		
Albert Township, Precinct 1	903	2,170
Avery Township, Precinct 1	210	569
Briley Township, Precinct 1	644	1,715
Hillman Township, Precinct 1	659	1,637
Loud Township, Precinct 1	107	243
Montmorency Township, Precinct 1	257	530
Montmorency Township, Precinct 2	231	441
Rust Township, Precinct 1	183	422
Vienna Township, Precinct 1	208	476
Montmorency County Michigan - Total	3,402	8,203
Cumulative		
Cumulative	0	0
Cumulative - Total	0	0
County - Total	3,402	8,203

Precinct	Dana Ferguson	Linda O'Dell	Total Votes
County			
Montmorency County Michigan			
Albert Township, Precinct 1	107	60	167
Avery Township, Precinct 1	17	20	37
Briley Township, Precinct 1	56	30	86
Hillman Township, Precinct 1	63	48	111
Loud Township, Precinct 1	14	11	25
Montmorency Township, Precinct 1	38	20	58
Montmorency Township, Precinct 2	23	18	41
Rust Township, Precinct 1	10	8	18
Vienna Township, Precinct 1	24	13	37
Montmorency County Michigan - Total	352	228	580
Cumulative			
Cumulative	0	0	0
Cumulative - Total	0	0	0
County - Total	352	228	580

Precinct	Unresolved Write-In
County	
Montmorency County	
Michigan	
Albert Township, Precinct 1	0
Avery Township, Precinct 1	0
Briley Township, Precinct 1	0
Hillman Township, Precinct 1	0
Loud Township, Precinct 1	0
Montmorency Township, Precinct 1	0
Montmorency Township, Precinct 2	0
Rust Township, Precinct 1	1
Vienna Township, Precinct 1	0
Montmorency County Michigan - Total	1
Cumulative	
Cumulative	0
Cumulative - Total	0
County - Total	1

Representative in State Legislature 105th District for State (DEM) (Vote for 1) DEM

Precinct	Times Cast	Registered Voters
County		
Montmorency County Michigan		
Albert Township, Precinct 1	903	2,170
Avery Township, Precinct 1	210	569
Briley Township, Precinct 1	644	1,715
Hillman Township, Precinct 1	659	1,637
Loud Township, Precinct 1	107	243
Montmorency Township, Precinct 1	257	530
Montmorency Township, Precinct 2	231	441
Rust Township, Precinct 1	183	422
Vienna Township, Precinct 1	208	476
Montmorency County Michigan - Total	3,402	8,203
Cumulative		
Cumulative	0	0
Cumulative - Total	0	0
County - Total	3,402	8,203

Precinct	Jonathan Burke	Total Votes	Unresolved Write-In
County			
Montmorency County Michigan			
Albert Township, Precinct 1	162	162	1
Avery Township, Precinct 1	35	35	0
Briley Township, Precinct 1	84	84	0
Hillman Township, Precinct 1	109	109	0
Loud Township, Precinct 1	24	24	0
Montmorency Township, Precinct 1	58	58	0
Montmorency Township, Precinct 2	39	39	0
Rust Township, Precinct 1	20	20	1
Vienna Township, Precinct 1	36	36	0
Montmorency County Michigan - Total	567	567	2
Cumulative			
Cumulative	0	0	0
Cumulative - Total	0	0	0
County - Total	567	567	2

United States Senator for State (REP) (Vote for 1) REP

Precinct	Times Cast	Registered Voters
County		
Montmorency County Michigan		
Albert Township, Precinct 1	903	2,170
Avery Township, Precinct 1	210	569
Briley Township, Precinct 1	644	1,715
Hillman Township, Precinct 1	659	1,637
Loud Township, Precinct 1	107	243
Montmorency Township, Precinct 1	257	530
Montmorency Township, Precinct 2	231	441
Rust Township, Precinct 1	183	422
Vienna Township, Precinct 1	208	476
Montmorency County Michigan - Total	3,402	8,203
Cumulative		
Cumulative	0	0
Cumulative - Total	0	0
County - Total	3,402	8,203

Precinct	John James	Total Votes	Unresolved Write-In
County			
Montmorency County Michigan			
Albert Township, Precinct 1	551	551	6
Avery Township, Precinct 1	143	143	0
Briley Township, Precinct 1	411	411	1
Hillman Township, Precinct 1	416	416	4
Loud Township, Precinct 1	61	61	0
Montmorency Township, Precinct 1	153	153	1
Montmorency Township, Precinct 2	158	158	0
Rust Township, Precinct 1	118	118	0
Vienna Township, Precinct 1	139	139	0
Montmorency County Michigan - Total	2,150	2,150	12
Cumulative			
Cumulative	0	0	0
Cumulative - Total	0	0	0
County - Total	2,150	2,150	12

Representative in Congress 1st District for State (REP) (Vote for 1) REP

Precinct	Times Cast	Registered Voters
County		
Montmorency County Michigan		
Albert Township, Precinct 1	903	2,170
Avery Township, Precinct 1	210	569
Briley Township, Precinct 1	644	1,715
Hillman Township, Precinct 1	659	1,637
Loud Township, Precinct 1	107	243
Montmorency Township, Precinct 1	257	530
Montmorency Township, Precinct 2	231	441
Rust Township, Precinct 1	183	422
Vienna Township, Precinct 1	208	476
Montmorency County Michigan - Total	3,402	8,203
Cumulative		
Cumulative	0	0
Cumulative - Total	0	0
County - Total	3,402	8,203

Precinct	Jack Bergman	Total Votes	Unresolved Write-In
County			
Montmorency County Michigan			
Albert Township, Precinct 1	563	563	3
Avery Township, Precinct 1	143	143	0
Briley Township, Precinct 1	414	414	0
Hillman Township, Precinct 1	418	418	6
Loud Township, Precinct 1	62	62	0
Montmorency Township, Precinct 1	152	152	1
Montmorency Township, Precinct 2	159	159	0
Rust Township, Precinct 1	117	117	0
Vienna Township, Precinct 1	140	140	0
Montmorency County Michigan - Total	2,168	2,168	10
Cumulative			
Cumulative	0	0	0
Cumulative - Total	0	0	0
County - Total	2,168	2,168	10

Representative in State Legislature 105th District for State (REP) (Vote for 1) REP

Precinct	Times Cast	Registered Voters
County		
Montmorency County Michigan		
Albert Township, Precinct 1	903	2,170
Avery Township, Precinct 1	210	569
Briley Township, Precinct 1	644	1,715
Hillman Township, Precinct 1	659	1,637
Loud Township, Precinct 1	107	243
Montmorency Township, Precinct 1	257	530
Montmorency Township, Precinct 2	231	441
Rust Township, Precinct 1	183	422
Vienna Township, Precinct 1	208	476
Montmorency County Michigan - Total	3,402	8,203
Cumulative		
Cumulative	0	0
Cumulative - Total	0	0
County - Total	3,402	8,203

Precinct	Ken Borton	Tony Cutler
County		
Montmorency County Michigan		
Albert Township, Precinct 1	435	90
Avery Township, Precinct 1	88	39
Briley Township, Precinct 1	296	61
Hillman Township, Precinct 1	253	92
Loud Township, Precinct 1	38	13
Montmorency Township, Precinct 1	82	35
Montmorency Township, Precinct 2	96	38
Rust Township, Precinct 1	88	18
Vienna Township, Precinct 1	87	36
Montmorency County Michigan - Total	1,463	422
Cumulative		
Cumulative	0	0
Cumulative - Total	0	0
County - Total	1,463	422

Precinct	Jimmy Schmidt	Total Votes	Unresolved Write-In
County			
Montmorency County			
Michigan			
Albert Township, Precinct 1	44	569	2
Avery Township, Precinct 1	12	139	0
Briley Township, Precinct 1	50	407	2
Hillman Township, Precinct 1	52	397	5
Loud Township, Precinct 1	13	64	0
Montmorency Township, Precinct 1	24	141	1
Montmorency Township, Precinct 2	16	150	0
Rust Township, Precinct 1	12	118	1
Vienna Township, Precinct 1	12	135	0
Montmorency County Michigan - Total	235	2,120	11
Cumulative			
Cumulative	0	0	0
Cumulative - Total	0	0	0
County - Total	235	2,120	11

County Prosecuting Attorney for Montmorency County (DEM) (Vote for 1) DEM

Precinct	Times Cast	Registered Voters
County		
Montmorency County Michigan		
Albert Township, Precinct 1	903	2,170
Avery Township, Precinct 1	210	569
Briley Township, Precinct 1	644	1,715
Hillman Township, Precinct 1	659	1,637
Loud Township, Precinct 1	107	243
Montmorency Township, Precinct 1	257	530
Montmorency Township, Precinct 2	231	441
Rust Township, Precinct 1	183	422
Vienna Township, Precinct 1	208	476
Montmorency County Michigan - Total	3,402	8,203
Cumulative		
Cumulative	0	0
Cumulative - Total	0	0
County - Total	3,402	8,203

Precinct	Total Votes	Unresolved Write-In
County		
Montmorency County Michigan		
Albert Township, Precinct 1	0	31
Avery Township, Precinct 1	0	6
Briley Township, Precinct 1	0	22
Hillman Township, Precinct 1	0	27
Loud Township, Precinct 1	0	4
Montmorency Township, Precinct 1	0	13
Montmorency Township, Precinct 2	0	6
Rust Township, Precinct 1	0	3
Vienna Township, Precinct 1	0	1
Montmorency County Michigan - Total	0	113
Cumulative		
Cumulative	0	0
Cumulative - Total	0	0
County - Total	0	113

County Sheriff for Montmorency County (DEM) (Vote for 1) DEM

Precinct	Times Cast	Registered Voters
County		
Montmorency County Michigan		
Albert Township, Precinct 1	903	2,170
Avery Township, Precinct 1	210	569
Briley Township, Precinct 1	644	1,715
Hillman Township, Precinct 1	659	1,637
Loud Township, Precinct 1	107	243
Montmorency Township, Precinct 1	257	530
Montmorency Township, Precinct 2	231	441
Rust Township, Precinct 1	183	422
Vienna Township, Precinct 1	208	476
Montmorency County Michigan - Total	3,402	8,203
Cumulative		
Cumulative	0	0
Cumulative - Total	0	0
County - Total	3,402	8,203

Precinct	Total Votes	Unresolved Write-In
County		
Montmorency County Michigan		
Albert Township, Precinct 1	0	28
Avery Township, Precinct 1	0	5
Briley Township, Precinct 1	0	23
Hillman Township, Precinct 1	0	27
Loud Township, Precinct 1	0	4
Montmorency Township, Precinct 1	0	13
Montmorency Township, Precinct 2	0	6
Rust Township, Precinct 1	0	3
Vienna Township, Precinct 1	0	4
Montmorency County Michigan - Total	0	113
Cumulative		
Cumulative	0	0
Cumulative - Total	0	0
County - Total	0	113

County Clerk for Montmorency County (DEM) (Vote for 1) DEM

Precinct	Times Cast	Registered Voters
County		
Montmorency County Michigan		
Albert Township, Precinct 1	903	2,170
Avery Township, Precinct 1	210	569
Briley Township, Precinct 1	644	1,715
Hillman Township, Precinct 1	659	1,637
Loud Township, Precinct 1	107	243
Montmorency Township, Precinct 1	257	530
Montmorency Township, Precinct 2	231	441
Rust Township, Precinct 1	183	422
Vienna Township, Precinct 1	208	476
Montmorency County Michigan - Total	3,402	8,203
Cumulative		
Cumulative	0	0
Cumulative - Total	0	0
County - Total	3,402	8,203

Precinct	Total Votes	Unresolved Write-In
County		
Montmorency County Michigan		
Albert Township, Precinct 1	0	29
Avery Township, Precinct 1	0	5
Briley Township, Precinct 1	0	20
Hillman Township, Precinct 1	0	27
Loud Township, Precinct 1	0	4
Montmorency Township, Precinct 1	0	13
Montmorency Township, Precinct 2	0	6
Rust Township, Precinct 1	0	3
Vienna Township, Precinct 1	0	3
Montmorency County Michigan - Total	0	110
Cumulative		
Cumulative	0	0
Cumulative - Total	0	0
County - Total	0	110

County Treasurer for Montmorency County (DEM) (Vote for 1) DEM

Precinct	Times Cast	Registered Voters
County		
Montmorency County Michigan		
Albert Township, Precinct 1	903	2,170
Avery Township, Precinct 1	210	569
Briley Township, Precinct 1	644	1,715
Hillman Township, Precinct 1	659	1,637
Loud Township, Precinct 1	107	243
Montmorency Township, Precinct 1	257	530
Montmorency Township, Precinct 2	231	441
Rust Township, Precinct 1	183	422
Vienna Township, Precinct 1	208	476
Montmorency County Michigan - Total	3,402	8,203
Cumulative		
Cumulative	0	0
Cumulative - Total	0	0
County - Total	3,402	8,203

Precinct	Total Votes	Unresolved Write-In
County		
Montmorency County Michigan		
Albert Township, Precinct 1	0	28
Avery Township, Precinct 1	0	5
Briley Township, Precinct 1	0	22
Hillman Township, Precinct 1	0	26
Loud Township, Precinct 1	0	4
Montmorency Township, Precinct 1	0	12
Montmorency Township, Precinct 2	0	6
Rust Township, Precinct 1	0	3
Vienna Township, Precinct 1	0	2
Montmorency County Michigan - Total	0	108
Cumulative		
Cumulative	0	0
Cumulative - Total	0	0
County - Total	0	108

County Register of Deeds for Montmorency County (DEM) (Vote for 1) DEM

Precinct	Times Cast	Registered Voters
County		
Montmorency County Michigan		
Albert Township, Precinct 1	903	2,170
Avery Township, Precinct 1	210	569
Briley Township, Precinct 1	644	1,715
Hillman Township, Precinct 1	659	1,637
Loud Township, Precinct 1	107	243
Montmorency Township, Precinct 1	257	530
Montmorency Township, Precinct 2	231	441
Rust Township, Precinct 1	183	422
Vienna Township, Precinct 1	208	476
Montmorency County Michigan - Total	3,402	8,203
Cumulative		
Cumulative	0	0
Cumulative - Total	0	0
County - Total	3,402	8,203

Precinct	Total Votes	Unresolved Write-In
County		
Montmorency County Michigan		
Albert Township, Precinct 1	0	29
Avery Township, Precinct 1	0	6
Briley Township, Precinct 1	0	21
Hillman Township, Precinct 1	0	25
Loud Township, Precinct 1	0	4
Montmorency Township, Precinct 1	0	13
Montmorency Township, Precinct 2	0	6
Rust Township, Precinct 1	0	3
Vienna Township, Precinct 1	0	4
Montmorency County Michigan - Total	0	111
Cumulative		
Cumulative	0	0
Cumulative - Total	0	0
County - Total	0	111

County Road Commissioner for Montmorency County (DEM) (Vote for 1) DEM

Precinct	Times Cast	Registered Voters
County		
Montmorency County Michigan		
Albert Township, Precinct 1	903	2,170
Avery Township, Precinct 1	210	569
Briley Township, Precinct 1	644	1,715
Hillman Township, Precinct 1	659	1,637
Loud Township, Precinct 1	107	243
Montmorency Township, Precinct 1	257	530
Montmorency Township, Precinct 2	231	441
Rust Township, Precinct 1	183	422
Vienna Township, Precinct 1	208	476
Montmorency County Michigan - Total	3,402	8,203
Cumulative		
Cumulative	0	0
Cumulative - Total	0	0
County - Total	3,402	8,203

Precinct	Total Votes	Unresolved Write-In
County		
Montmorency County Michigan		
Albert Township, Precinct 1	0	29
Avery Township, Precinct 1	0	5
Briley Township, Precinct 1	0	21
Hillman Township, Precinct 1	0	26
Loud Township, Precinct 1	0	4
Montmorency Township, Precinct 1	0	13
Montmorency Township, Precinct 2	0	6
Rust Township, Precinct 1	0	3
Vienna Township, Precinct 1	0	1
Montmorency County Michigan - Total	0	108
Cumulative		
Cumulative	0	0
Cumulative - Total	0	0
County - Total	0	108

County Commissioner for County Commissioner District 1 (DEM) (Vote for 1) DEM

Precinct	Times Cast	Registered Voters
County		
Montmorency County Michigan		
Hillman Township, Precinct 1	108	217
Montmorency Township, Precinct 1	257	530
Montmorency Township, Precinct 2	231	441
Vienna Township, Precinct 1	208	476
Montmorency County Michigan - Total	804	1,664
Cumulative		
Cumulative	0	0
Cumulative - Total	0	0
County - Total	804	1,664

Precinct	Total Votes	Unresolved Write-In
County		
Montmorency County Michigan		
Hillman Township, Precinct 1	0	3
Montmorency Township, Precinct 1	0	13
Montmorency Township, Precinct 2	0	6
Vienna Township, Precinct 1	0	1
Montmorency County Michigan - Total	0	23
Cumulative		
Cumulative	0	0
Cumulative - Total	0	0
County - Total	0	23

County Commissioner for County Commissioner District 2 (DEM) (Vote for 1) DEM

Precinct	Times Cast	Registered Voters
County		
Montmorency County Michigan		
Briley Township, Precinct 1	644	1,715
Montmorency County Michigan - Total	644	1,715
Cumulative		
Cumulative	0	0
Cumulative - Total	0	0
County - Total	644	1,715

Precinct	Total Votes	Unresolved Write-In
County		
Montmorency County Michigan		
Briley Township, Precinct 1	0	20
Montmorency County Michigan - Total	0	20
Cumulative		
Cumulative	0	0
Cumulative - Total	0	0
County - Total	0	20

County Commissioner for County Commissioner District 3 (DEM) (Vote for 1) DEM

Precinct	Times Cast	Registered Voters
County		
Montmorency County Michigan		
Hillman Township, Precinct 1	551	1,420
Montmorency County Michigan - Total	551	1,420
Cumulative		
Cumulative	0	0
Cumulative - Total	0	0
County - Total	551	1,420

Precinct	Total Votes	Unresolved Write-In
County		
Montmorency County Michigan		
Hillman Township, Precinct 1	0	21
Montmorency County Michigan - Total	0	21
Cumulative		
Cumulative	0	0
Cumulative - Total	0	0
County - Total	0	21

County Commissioner for County Commissioner District 4 (DEM) (Vote for 1) DEM

Precinct	Times Cast	Registered Voters
County		
Montmorency County Michigan		
Albert Township, Precinct 1	710	1,749
Montmorency County Michigan - Total	710	1,749
Cumulative		
Cumulative	0	0
Cumulative - Total	0	0
County - Total	710	1,749

Precinct	Total Votes	Unresolved Write-In
County		
Montmorency County Michigan		
Albert Township, Precinct 1	0	23
Montmorency County Michigan - Total	0	23
Cumulative		
Cumulative	0	0
Cumulative - Total	0	0
County - Total	0	23

County Commissioner for County Commissioner District 5 (DEM) (Vote for 1) DEM

Precinct	Times Cast	Registered Voters
County		
Montmorency County Michigan		
Albert Township, Precinct 1	193	421
Avery Township, Precinct 1	210	569
Loud Township, Precinct 1	107	243
Rust Township, Precinct 1	183	422
Montmorency County Michigan - Total	693	1,655
Cumulative		
Cumulative	0	0
Cumulative - Total	0	0
County - Total	693	1,655

Precinct	Total Votes	Unresolved Write-In
County		
Montmorency County Michigan		
Albert Township, Precinct 1	0	6
Avery Township, Precinct 1	0	5
Loud Township, Precinct 1	0	4
Rust Township, Precinct 1	0	3
Montmorency County Michigan - Total	0	18
Cumulative		
Cumulative	0	0
Cumulative - Total	0	0
County - Total	0	18

Township Supervisor for Albert Township (DEM) (Vote for 1)
DEM

Precinct	Times Cast	Registered Voters
County		
Montmorency County Michigan		
Albert Township, Precinct 1	903	2,170
Montmorency County Michigan - Total	903	2,170
Cumulative		
Cumulative	0	0
Cumulative - Total	0	0
County - Total	903	2,170

Precinct	Total Votes	Unresolved Write-In
County		
Montmorency County Michigan		
Albert Township, Precinct 1	0	30
Montmorency County Michigan - Total	0	30
Cumulative		
Cumulative	0	0
Cumulative - Total	0	0
County - Total	0	30

Township Supervisor for Avery Township (DEM) (Vote for 1)
DEM

Precinct	Times Cast	Registered Voters
County		
Montmorency County Michigan		
Avery Township, Precinct 1	210	569
Montmorency County Michigan - Total	210	569
Cumulative		
Cumulative	0	0
Cumulative - Total	0	0
County - Total	210	569

Precinct	Total Votes	Unresolved Write-In
County		
Montmorency County Michigan		
Avery Township, Precinct 1	0	3
Montmorency County Michigan - Total	0	3
Cumulative		
Cumulative	0	0
Cumulative - Total	0	0
County - Total	0	3

Township Supervisor for Briley Township (DEM) (Vote for 1)
DEM

Precinct	Times Cast	Registered Voters
County		
Montmorency County Michigan		
Briley Township, Precinct 1	644	1,715
Montmorency County Michigan - Total	644	1,715
Cumulative		
Cumulative	0	0
Cumulative - Total	0	0
County - Total	644	1,715

Precinct	Total Votes	Unresolved Write-In
County		
Montmorency County Michigan		
Briley Township, Precinct 1	0	19
Montmorency County Michigan - Total	0	19
Cumulative		
Cumulative	0	0
Cumulative - Total	0	0
County - Total	0	19

Township Supervisor for Hillman Township (DEM) (Vote for 1)
DEM

Precinct	Times Cast	Registered Voters
County		
Montmorency County Michigan		
Hillman Township, Precinct 1	659	1,637
Montmorency County Michigan - Total	659	1,637
Cumulative		
Cumulative	0	0
Cumulative - Total	0	0
County - Total	659	1,637

Precinct	Total Votes	Unresolved Write-In
County		
Montmorency County Michigan		
Hillman Township, Precinct 1	0	23
Montmorency County Michigan - Total	0	23
Cumulative		
Cumulative	0	0
Cumulative - Total	0	0
County - Total	0	23

Township Supervisor for Loud Township (DEM) (Vote for 1)
DEM

Precinct	Times Cast	Registered Voters
County		
Montmorency County Michigan		
Loud Township, Precinct 1	107	243
Montmorency County Michigan - Total	107	243
Cumulative		
Cumulative	0	0
Cumulative - Total	0	0
County - Total	107	243

Precinct	Total Votes	Unresolved Write-In
County		
Montmorency County Michigan		
Loud Township, Precinct 1	0	4
Montmorency County Michigan - Total	0	4
Cumulative		
Cumulative	0	0
Cumulative - Total	0	0
County - Total	0	4

Township Supervisor for Montmorency Township (DEM) (Vote for 1) DEM

Precinct	Times Cast	Registered Voters
County		
Montmorency County Michigan		
Montmorency Township, Precinct 1	257	530
Montmorency Township, Precinct 2	231	441
Montmorency County Michigan - Total	488	971
Cumulative		
Cumulative	0	0
Cumulative - Total	0	0
County - Total	488	971

Precinct	Total Votes	Unresolved Write-In
County		
Montmorency County Michigan		
Montmorency Township, Precinct 1	0	13
Montmorency Township, Precinct 2	0	6
Montmorency County Michigan - Total	0	19
Cumulative		
Cumulative	0	0
Cumulative - Total	0	0
County - Total	0	19

Township Supervisor for Rust Township (DEM) (Vote for 1)
DEM

Precinct	Times Cast	Registered Voters
County		
Montmorency County Michigan		
Rust Township, Precinct 1	183	422
Montmorency County Michigan - Total	183	422
Cumulative		
Cumulative	0	0
Cumulative - Total	0	0
County - Total	183	422

Precinct	Total Votes	Unresolved Write-In
County		
Montmorency County Michigan		
Rust Township, Precinct 1	0	4
Montmorency County Michigan - Total	0	4
Cumulative		
Cumulative	0	0
Cumulative - Total	0	0
County - Total	0	4

Township Supervisor for Vienna Township (DEM) (Vote for 1)
DEM

Precinct	Times Cast	Registered Voters
County		
Montmorency County Michigan		
Vienna Township, Precinct 1	208	476
Montmorency County Michigan - Total	208	476
Cumulative		
Cumulative	0	0
Cumulative - Total	0	0
County - Total	208	476

Precinct	Total Votes	Unresolved Write-In
County		
Montmorency County Michigan		
Vienna Township, Precinct 1	0	4
Montmorency County Michigan - Total	0	4
Cumulative		
Cumulative	0	0
Cumulative - Total	0	0
County - Total	0	4

Township Clerk for Albert Township (DEM) (Vote for 1) DEM

Precinct	Times Cast	Registered Voters
County		
Montmorency County		
Michigan		
Albert Township, Precinct 1	903	2,170
Montmorency County Michigan - Total	903	2,170
Cumulative		
Cumulative	0	0
Cumulative - Total	0	0
County - Total	903	2,170

Precinct	Total Votes	Unresolved Write-In
County		
Montmorency County		
Michigan		
Albert Township, Precinct 1	0	29
Montmorency County Michigan - Total	0	29
Cumulative		
Cumulative	0	0
Cumulative - Total	0	0
County - Total	0	29

Township Clerk for Avery Township (DEM) (Vote for 1)
DEM

Precinct	Times Cast	Registered Voters
County		
Montmorency County Michigan		
Avery Township, Precinct 1	210	569
Montmorency County Michigan - Total	210	569
Cumulative		
Cumulative	0	0
Cumulative - Total	0	0
County - Total	210	569

Precinct	Total Votes	Unresolved Write-In
County		
Montmorency County Michigan		
Avery Township, Precinct 1	0	3
Montmorency County Michigan - Total	0	3
Cumulative		
Cumulative	0	0
Cumulative - Total	0	0
County - Total	0	3

Township Clerk for Briley Township (DEM) (Vote for 1) DEM

Precinct	Times Cast	Registered Voters
County		
Montmorency County		
Michigan		
Briley Township, Precinct 1	644	1,715
Montmorency County Michigan - Total	644	1,715
Cumulative		
Cumulative	0	0
Cumulative - Total	0	0
County - Total	644	1,715

Precinct	Total Votes	Unresolved Write-In
County		
Montmorency County		
Michigan		
Briley Township, Precinct 1	0	19
Montmorency County Michigan - Total	0	19
Cumulative		
Cumulative	0	0
Cumulative - Total	0	0
County - Total	0	19

Township Clerk for Hillman Township (DEM) (Vote for 1)
DEM

Precinct	Times Cast	Registered Voters
County		
Montmorency County Michigan		
Hillman Township, Precinct 1	659	1,637
Montmorency County Michigan - Total	659	1,637
Cumulative		
Cumulative	0	0
Cumulative - Total	0	0
County - Total	659	1,637

Precinct	Total Votes	Unresolved Write-In
County		
Montmorency County Michigan		
Hillman Township, Precinct 1	0	22
Montmorency County Michigan - Total	0	22
Cumulative		
Cumulative	0	0
Cumulative - Total	0	0
County - Total	0	22

Township Clerk for Loud Township (DEM) (Vote for 1)
DEM

Precinct	Times Cast	Registered Voters
County		
Montmorency County Michigan		
Loud Township, Precinct 1	107	243
Montmorency County Michigan - Total	107	243
Cumulative		
Cumulative	0	0
Cumulative - Total	0	0
County - Total	107	243

Precinct	Total Votes	Unresolved Write-In
County		
Montmorency County Michigan		
Loud Township, Precinct 1	0	4
Montmorency County Michigan - Total	0	4
Cumulative		
Cumulative	0	0
Cumulative - Total	0	0
County - Total	0	4

Township Clerk for Montmorency Township (DEM) (Vote for 1) DEM

Precinct	Times Cast	Registered Voters
County		
Montmorency County Michigan		
Montmorency Township, Precinct 1	257	530
Montmorency Township, Precinct 2	231	441
Montmorency County Michigan - Total	488	971
Cumulative		
Cumulative	0	0
Cumulative - Total	0	0
County - Total	488	971

Precinct	Total Votes	Unresolved Write-In
County		
Montmorency County Michigan		
Montmorency Township, Precinct 1	0	13
Montmorency Township, Precinct 2	0	6
Montmorency County Michigan - Total	0	19
Cumulative		
Cumulative	0	0
Cumulative - Total	0	0
County - Total	0	19

Township Clerk for Rust Township (DEM) (Vote for 1)
DEM

Precinct	Times Cast	Registered Voters
County		
Montmorency County Michigan		
Rust Township, Precinct 1	183	422
Montmorency County Michigan - Total	183	422
Cumulative		
Cumulative	0	0
Cumulative - Total	0	0
County - Total	183	422

Precinct	Total Votes	Unresolved Write-In
County		
Montmorency County Michigan		
Rust Township, Precinct 1	0	3
Montmorency County Michigan - Total	0	3
Cumulative		
Cumulative	0	0
Cumulative - Total	0	0
County - Total	0	3

Township Clerk for Vienna Township (DEM) (Vote for 1)
DEM

Precinct	Times Cast	Registered Voters
County		
Montmorency County Michigan		
Vienna Township, Precinct 1	208	476
Montmorency County Michigan - Total	208	476
Cumulative		
Cumulative	0	0
Cumulative - Total	0	0
County - Total	208	476

Precinct	Total Votes	Unresolved Write-In
County		
Montmorency County Michigan		
Vienna Township, Precinct 1	0	4
Montmorency County Michigan - Total	0	4
Cumulative		
Cumulative	0	0
Cumulative - Total	0	0
County - Total	0	4

Township Treasurer for Albert Township (DEM) (Vote for 1) DEM

Precinct	Times Cast	Registered Voters
County		
Montmorency County Michigan		
Albert Township, Precinct 1	903	2,170
Montmorency County Michigan - Total	903	2,170
Cumulative		
Cumulative	0	0
Cumulative - Total	0	0
County - Total	903	2,170

Precinct	Total Votes	Unresolved Write-In
County		
Montmorency County Michigan		
Albert Township, Precinct 1	0	29
Montmorency County Michigan - Total	0	29
Cumulative		
Cumulative	0	0
Cumulative - Total	0	0
County - Total	0	29

Township Treasurer for Avery Township (DEM) (Vote for 1) DEM

Precinct	Times Cast	Registered Voters
County		
Montmorency County Michigan		
Avery Township, Precinct 1	210	569
Montmorency County Michigan - Total	210	569
Cumulative		
Cumulative	0	0
Cumulative - Total	0	0
County - Total	210	569

Precinct	Total Votes	Unresolved Write-In
County		
Montmorency County Michigan		
Avery Township, Precinct 1	0	3
Montmorency County Michigan - Total	0	3
Cumulative		
Cumulative	0	0
Cumulative - Total	0	0
County - Total	0	3

Township Treasurer for Briley Township (DEM) (Vote for 1)

DEM

Precinct	Times Cast	Registered Voters
County		
Montmorency County Michigan		
Briley Township, Precinct 1	644	1,715
Montmorency County Michigan - Total	644	1,715
Cumulative		
Cumulative	0	0
Cumulative - Total	0	0
County - Total	644	1,715

Precinct	Total Votes	Unresolved Write-In
County		
Montmorency County Michigan		
Briley Township, Precinct 1	0	19
Montmorency County Michigan - Total	0	19
Cumulative		
Cumulative	0	0
Cumulative - Total	0	0
County - Total	0	19

Township Treasurer for Hillman Township (DEM) (Vote for 1) DEM

Precinct	Times Cast	Registered Voters
County		
Montmorency County Michigan		
Hillman Township, Precinct 1	659	1,637
Montmorency County Michigan - Total	659	1,637
Cumulative		
Cumulative	0	0
Cumulative - Total	0	0
County - Total	659	1,637

Precinct	Total Votes	Unresolved Write-In
County		
Montmorency County Michigan		
Hillman Township, Precinct 1	0	21
Montmorency County Michigan - Total	0	21
Cumulative		
Cumulative	0	0
Cumulative - Total	0	0
County - Total	0	21

Township Treasurer for Loud Township (DEM) (Vote for 1) DEM

Precinct	Times Cast	Registered Voters
County		
Montmorency County Michigan		
Loud Township, Precinct 1	107	243
Montmorency County Michigan - Total	107	243
Cumulative		
Cumulative	0	0
Cumulative - Total	0	0
County - Total	107	243

Precinct	Total Votes	Unresolved Write-In
County		
Montmorency County Michigan		
Loud Township, Precinct 1	0	4
Montmorency County Michigan - Total	0	4
Cumulative		
Cumulative	0	0
Cumulative - Total	0	0
County - Total	0	4

Township Treasurer for Montmorency Township (DEM) (Vote for 1) DEM

Precinct	Times Cast	Registered Voters
County		
Montmorency County Michigan		
Montmorency Township, Precinct 1	257	530
Montmorency Township, Precinct 2	231	441
Montmorency County Michigan - Total	488	971
Cumulative		
Cumulative	0	0
Cumulative - Total	0	0
County - Total	488	971

Precinct	Total Votes	Unresolved Write-In
County		
Montmorency County Michigan		
Montmorency Township, Precinct 1	0	13
Montmorency Township, Precinct 2	0	6
Montmorency County Michigan - Total	0	19
Cumulative		
Cumulative	0	0
Cumulative - Total	0	0
County - Total	0	19

Township Treasurer for Rust Township (DEM) (Vote for 1)

DEM

Precinct	Times Cast	Registered Voters
County		
Montmorency County Michigan		
Rust Township, Precinct 1	183	422
Montmorency County Michigan - Total	183	422
Cumulative		
Cumulative	0	0
Cumulative - Total	0	0
County - Total	183	422

Precinct	Total Votes	Unresolved Write-In
County		
Montmorency County Michigan		
Rust Township, Precinct 1	0	3
Montmorency County Michigan - Total	0	3
Cumulative		
Cumulative	0	0
Cumulative - Total	0	0
County - Total	0	3

Township Treasurer for Vienna Township (DEM) (Vote for 1) DEM

Precinct	Times Cast	Registered Voters
County		
Montmorency County Michigan		
Vienna Township, Precinct 1	208	476
Montmorency County Michigan - Total	208	476
Cumulative		
Cumulative	0	0
Cumulative - Total	0	0
County - Total	208	476

Precinct	Total Votes	Unresolved Write-In
County		
Montmorency County Michigan		
Vienna Township, Precinct 1	0	4
Montmorency County Michigan - Total	0	4
Cumulative		
Cumulative	0	0
Cumulative - Total	0	0
County - Total	0	4

Township Trustee for Albert Township (DEM) (Vote for 2)

DEM

Precinct	Times Cast	Registered Voters
County		
Montmorency County Michigan		
Albert Township, Precinct 1	903	2,170
Montmorency County Michigan - Total	903	2,170
Cumulative		
Cumulative	0	0
Cumulative - Total	0	0
County - Total	903	2,170

Precinct	Total Votes	Unresolved Write-In
County		
Montmorency County Michigan		
Albert Township, Precinct 1	0	36
Montmorency County Michigan - Total	0	36
Cumulative		
Cumulative	0	0
Cumulative - Total	0	0
County - Total	0	36

Township Trustee for Avery Township (DEM) (Vote for 2) DEM

Precinct	Times Cast	Registered Voters
County		
Montmorency County Michigan		
Avery Township, Precinct 1	210	569
Montmorency County Michigan - Total	210	569
Cumulative		
Cumulative	0	0
Cumulative - Total	0	0
County - Total	210	569

Precinct	Dawn A. Dobbyn	Total Votes	Unresolved Write-In
County			
Montmorency County Michigan			
Avery Township, Precinct 1	31	31	0
Montmorency County Michigan - Total	31	31	0
Cumulative			
Cumulative	0	0	0
Cumulative - Total	0	0	0
County - Total	31	31	0

Township Trustee for Briley Township (DEM) (Vote for 2)
DEM

Precinct	Times Cast	Registered Voters
County		
Montmorency County Michigan		
Briley Township, Precinct 1	644	1,715
Montmorency County Michigan - Total	644	1,715
Cumulative		
Cumulative	0	0
Cumulative - Total	0	0
County - Total	644	1,715

Precinct	Total Votes	Unresolved Write-In
County		
Montmorency County Michigan		
Briley Township, Precinct 1	0	27
Montmorency County Michigan - Total	0	27
Cumulative		
Cumulative	0	0
Cumulative - Total	0	0
County - Total	0	27

Township Trustee for Hillman Township (DEM) (Vote for 2)
DEM

Precinct	Times Cast	Registered Voters
County		
Montmorency County Michigan		
Hillman Township, Precinct 1	659	1,637
Montmorency County Michigan - Total	659	1,637
Cumulative		
Cumulative	0	0
Cumulative - Total	0	0
County - Total	659	1,637

Precinct	Total Votes	Unresolved Write-In
County		
Montmorency County Michigan		
Hillman Township, Precinct 1	0	30
Montmorency County Michigan - Total	0	30
Cumulative		
Cumulative	0	0
Cumulative - Total	0	0
County - Total	0	30

Township Trustee for Loud Township (DEM) (Vote for 2)
DEM

Precinct	Times Cast	Registered Voters
County		
Montmorency County Michigan		
Loud Township, Precinct 1	107	243
Montmorency County Michigan - Total	107	243
Cumulative		
Cumulative	0	0
Cumulative - Total	0	0
County - Total	107	243

Precinct	Donna Stehle	Total Votes	Unresolved Write-In
County			
Montmorency County Michigan			
Loud Township, Precinct 1	21	21	0
Montmorency County Michigan - Total	21	21	0
Cumulative			
Cumulative	0	0	0
Cumulative - Total	0	0	0
County - Total	21	21	0

Township Trustee for Montmorency Township (DEM) (Vote for 2)
DEM

Precinct	Times Cast	Registered Voters
County		
Montmorency County Michigan		
Montmorency Township, Precinct 1	257	530
Montmorency Township, Precinct 2	231	441
Montmorency County Michigan - Total	488	971
Cumulative		
Cumulative	0	0
Cumulative - Total	0	0
County - Total	488	971

Precinct	Total Votes	Unresolved Write-In
County		
Montmorency County Michigan		
Montmorency Township, Precinct 1	0	21
Montmorency Township, Precinct 2	0	8
Montmorency County Michigan - Total	0	29
Cumulative		
Cumulative	0	0
Cumulative - Total	0	0
County - Total	0	29

Township Trustee for Vienna Township (DEM) (Vote for 2)
DEM

Precinct	Times Cast	Registered Voters
County		
Montmorency County Michigan		
Vienna Township, Precinct 1	208	476
Montmorency County Michigan - Total	208	476
Cumulative		
Cumulative	0	0
Cumulative - Total	0	0
County - Total	208	476

Precinct	Total Votes	Unresolved Write-In
County		
Montmorency County Michigan		
Vienna Township, Precinct 1	0	5
Montmorency County Michigan - Total	0	5
Cumulative		
Cumulative	0	0
Cumulative - Total	0	0
County - Total	0	5

Township Trustee for Rust Township (DEM) (Vote for 2)
DEM

Precinct	Times Cast	Registered Voters
County		
Montmorency County Michigan		
Rust Township, Precinct 1	183	422
Montmorency County Michigan - Total	183	422
Cumulative		
Cumulative	0	0
Cumulative - Total	0	0
County - Total	183	422

Precinct	Total Votes	Unresolved Write-In
County		
Montmorency County Michigan		
Rust Township, Precinct 1	0	4
Montmorency County Michigan - Total	0	4
Cumulative		
Cumulative	0	0
Cumulative - Total	0	0
County - Total	0	4

Delegate to the County Convention for Albert Township, Precinct 1 (DEM) (Vote for 2) DEM

Precinct	Times Cast	Registered Voters
County		
Montmorency County Michigan		
Albert Township, Precinct 1	903	2,170
Montmorency County Michigan - Total	903	2,170
Cumulative		
Cumulative	0	0
Cumulative - Total	0	0
County - Total	903	2,170

Precinct	Total Votes	Unresolved Write-In
County		
Montmorency County Michigan		
Albert Township, Precinct 1	0	38
Montmorency County Michigan - Total	0	38
Cumulative		
Cumulative	0	0
Cumulative - Total	0	0
County - Total	0	38

Delegate to the County Convention for Avery Township, Precinct 1 (DEM) (Vote for 2) DEM

Precinct	Times Cast	Registered Voters
County		
Montmorency County Michigan		
Avery Township, Precinct 1	210	569
Montmorency County Michigan - Total	210	569
Cumulative		
Cumulative	0	0
Cumulative - Total	0	0
County - Total	210	569

Precinct	Total Votes	Unresolved Write-In
County		
Montmorency County Michigan		
Avery Township, Precinct 1	0	4
Montmorency County Michigan - Total	0	4
Cumulative		
Cumulative	0	0
Cumulative - Total	0	0
County - Total	0	4

Delegate to the County Convention for Briley Township, Precinct 1 (DEM) (Vote for 2)
DEM

Precinct	Times Cast	Registered Voters
County		
Montmorency County Michigan		
Briley Township, Precinct 1	644	1,715
Montmorency County Michigan - Total	644	1,715
Cumulative		
Cumulative	0	0
Cumulative - Total	0	0
County - Total	644	1,715

Precinct	Total Votes	Unresolved Write-In
County		
Montmorency County Michigan		
Briley Township, Precinct 1	0	25
Montmorency County Michigan - Total	0	25
Cumulative		
Cumulative	0	0
Cumulative - Total	0	0
County - Total	0	25

Delegate to the County Convention for Hillman Township, Precinct 1 (DEM) (Vote for 2)
DEM

Precinct	Times Cast	Registered Voters
County		
Montmorency County Michigan		
Hillman Township, Precinct 1	659	1,637
Montmorency County Michigan - Total	659	1,637
Cumulative		
Cumulative	0	0
Cumulative - Total	0	0
County - Total	659	1,637

Precinct	Total Votes	Unresolved Write-In
County		
Montmorency County Michigan		
Hillman Township, Precinct 1	0	29
Montmorency County Michigan - Total	0	29
Cumulative		
Cumulative	0	0
Cumulative - Total	0	0
County - Total	0	29

Delegate to the County Convention for Loud Township, Precinct 1 (DEM) (Vote for 2) DEM

Precinct	Times Cast	Registered Voters
County		
Montmorency County Michigan		
Loud Township, Precinct 1	107	243
Montmorency County Michigan - Total	107	243
Cumulative		
Cumulative	0	0
Cumulative - Total	0	0
County - Total	107	243

Precinct	Total Votes	Unresolved Write-In
County		
Montmorency County Michigan		
Loud Township, Precinct 1	0	5
Montmorency County Michigan - Total	0	5
Cumulative		
Cumulative	0	0
Cumulative - Total	0	0
County - Total	0	5

Delegate to the County Convention for Montmorency Township, Precinct 1 (DEM) (Vote for 2) DEM

Precinct	Times Cast	Registered Voters
County		
Montmorency County Michigan		
Montmorency Township, Precinct 1	257	530
Montmorency County Michigan - Total	257	530
Cumulative		
Cumulative	0	0
Cumulative - Total	0	0
County - Total	257	530

Precinct	Total Votes	Unresolved Write-In
County		
Montmorency County Michigan		
Montmorency Township, Precinct 1	0	20
Montmorency County Michigan - Total	0	20
Cumulative		
Cumulative	0	0
Cumulative - Total	0	0
County - Total	0	20

Delegate to the County Convention for Montmorency Township, Precinct 2 (DEM) (Vote for 2) DEM

Precinct	Times Cast	Registered Voters
County		
Montmorency County Michigan		
Montmorency Township, Precinct 2	231	441
Montmorency County Michigan - Total	231	441
Cumulative		
Cumulative	0	0
Cumulative - Total	0	0
County - Total	231	441

Precinct	Total Votes	Unresolved Write-In
County		
Montmorency County Michigan		
Montmorency Township, Precinct 2	0	8
Montmorency County Michigan - Total	0	8
Cumulative		
Cumulative	0	0
Cumulative - Total	0	0
County - Total	0	8

Delegate to the County Convention for Rust Township, Precinct 1 (DEM) (Vote for 2)
DEM

Precinct	Times Cast	Registered Voters
County		
Montmorency County Michigan		
Rust Township, Precinct 1	183	422
Montmorency County Michigan - Total	183	422
Cumulative		
Cumulative	0	0
Cumulative - Total	0	0
County - Total	183	422

Precinct	Total Votes	Unresolved Write-In
County		
Montmorency County Michigan		
Rust Township, Precinct 1	0	5
Montmorency County Michigan - Total	0	5
Cumulative		
Cumulative	0	0
Cumulative - Total	0	0
County - Total	0	5

Delegate to the County Convention for Vienna Township, Precinct 1 (DEM) (Vote for 2)
DEM

Precinct	Times Cast	Registered Voters
County		
Montmorency County Michigan		
Vienna Township, Precinct 1	208	476
Montmorency County Michigan - Total	208	476
Cumulative		
Cumulative	0	0
Cumulative - Total	0	0
County - Total	208	476

Precinct	Total Votes	Unresolved Write-In
County		
Montmorency County Michigan		
Vienna Township, Precinct 1	0	2
Montmorency County Michigan - Total	0	2
Cumulative		
Cumulative	0	0
Cumulative - Total	0	0
County - Total	0	2

County Prosecuting Attorney for Montmorency County (REP) (Vote for 1) REP

Precinct	Times Cast	Registered Voters
County		
Montmorency County Michigan		
Albert Township, Precinct 1	903	2,170
Avery Township, Precinct 1	210	569
Briley Township, Precinct 1	644	1,715
Hillman Township, Precinct 1	659	1,637
Loud Township, Precinct 1	107	243
Montmorency Township, Precinct 1	257	530
Montmorency Township, Precinct 2	231	441
Rust Township, Precinct 1	183	422
Vienna Township, Precinct 1	208	476
Montmorency County Michigan - Total	3,402	8,203
Cumulative		
Cumulative	0	0
Cumulative - Total	0	0
County - Total	3,402	8,203

Precinct	Total Votes	Unresolved Write-In
County		
Montmorency County Michigan		
Albert Township, Precinct 1	0	99
Avery Township, Precinct 1	0	20
Briley Township, Precinct 1	0	48
Hillman Township, Precinct 1	0	42
Loud Township, Precinct 1	0	5
Montmorency Township, Precinct 1	0	12
Montmorency Township, Precinct 2	0	17
Rust Township, Precinct 1	0	15
Vienna Township, Precinct 1	0	15
Montmorency County Michigan - Total	0	273
Cumulative		
Cumulative	0	0
Cumulative - Total	0	0
County - Total	0	273

County Sheriff for Montmorency County (REP) (Vote for 1) REP

Precinct	Times Cast	Registered Voters
County		
Montmorency County Michigan		
Albert Township, Precinct 1	903	2,170
Avery Township, Precinct 1	210	569
Briley Township, Precinct 1	644	1,715
Hillman Township, Precinct 1	659	1,637
Loud Township, Precinct 1	107	243
Montmorency Township, Precinct 1	257	530
Montmorency Township, Precinct 2	231	441
Rust Township, Precinct 1	183	422
Vienna Township, Precinct 1	208	476
Montmorency County Michigan - Total	3,402	8,203
Cumulative		
Cumulative	0	0
Cumulative - Total	0	0
County - Total	3,402	8,203

Precinct	Chad Brown	Total Votes	Unresolved Write-In
County			
Montmorency County Michigan			
Albert Township, Precinct 1	552	552	4
Avery Township, Precinct 1	146	146	0
Briley Township, Precinct 1	443	443	3
Hillman Township, Precinct 1	427	427	2
Loud Township, Precinct 1	65	65	0
Montmorency Township, Precinct 1	148	148	1
Montmorency Township, Precinct 2	156	156	3
Rust Township, Precinct 1	125	125	0
Vienna Township, Precinct 1	138	138	0
Montmorency County Michigan - Total	2,200	2,200	13
Cumulative			
Cumulative	0	0	0
Cumulative - Total	0	0	0
County - Total	2,200	2,200	13

County Clerk for Montmorency County (REP) (Vote for 1) REP

Precinct	Times Cast	Registered Voters
County		
Montmorency County		
Michigan		
Albert Township, Precinct 1	903	2,170
Avery Township, Precinct 1	210	569
Briley Township, Precinct 1	644	1,715
Hillman Township, Precinct 1	659	1,637
Loud Township, Precinct 1	107	243
Montmorency Township, Precinct 1	257	530
Montmorency Township, Precinct 2	231	441
Rust Township, Precinct 1	183	422
Vienna Township, Precinct 1	208	476
Montmorency County Michigan - Total	3,402	8,203
Cumulative		
Cumulative	0	0
Cumulative - Total	0	0
County - Total	3,402	8,203

Precinct	Cheryl A. Neilsen	Total Votes	Unresolved Write-In
County			
Montmorency County			
Michigan			
Albert Township, Precinct 1	526	526	2
Avery Township, Precinct 1	141	141	0
Briley Township, Precinct 1	419	419	1
Hillman Township, Precinct 1	400	400	3
Loud Township, Precinct 1	62	62	0
Montmorency Township, Precinct 1	145	145	0
Montmorency Township, Precinct 2	150	150	2
Rust Township, Precinct 1	120	120	0
Vienna Township, Precinct 1	140	140	0
Montmorency County Michigan - Total	2,103	2,103	8
Cumulative			
Cumulative	0	0	0
Cumulative - Total	0	0	0
County - Total	2,103	2,103	8

County Treasurer for Montmorency County (REP) (Vote for 1) REP

Precinct	Times Cast	Registered Voters
County		
Montmorency County		
Michigan		
Albert Township, Precinct 1	903	2,170
Avery Township, Precinct 1	210	569
Briley Township, Precinct 1	644	1,715
Hillman Township, Precinct 1	659	1,637
Loud Township, Precinct 1	107	243
Montmorency Township, Precinct 1	257	530
Montmorency Township, Precinct 2	231	441
Rust Township, Precinct 1	183	422
Vienna Township, Precinct 1	208	476
Montmorency County Michigan - Total	3,402	8,203
Cumulative		
Cumulative	0	0
Cumulative - Total	0	0
County - Total	3,402	8,203

Precinct	Total Votes	Unresolved Write-In
County		
Montmorency County		
Michigan		
Albert Township, Precinct 1	0	82
Avery Township, Precinct 1	0	16
Briley Township, Precinct 1	0	42
Hillman Township, Precinct 1	0	32
Loud Township, Precinct 1	0	4
Montmorency Township, Precinct 1	0	8
Montmorency Township, Precinct 2	0	12
Rust Township, Precinct 1	0	14
Vienna Township, Precinct 1	0	13
Montmorency County Michigan - Total	0	223
Cumulative		
Cumulative	0	0
Cumulative - Total	0	0
County - Total	0	223

County Register of Deeds for Montmorency County (REP) (Vote for 1) REP

Precinct	Times Cast	Registered Voters
County		
Montmorency County Michigan		
Albert Township, Precinct 1	903	2,170
Avery Township, Precinct 1	210	569
Briley Township, Precinct 1	644	1,715
Hillman Township, Precinct 1	659	1,637
Loud Township, Precinct 1	107	243
Montmorency Township, Precinct 1	257	530
Montmorency Township, Precinct 2	231	441
Rust Township, Precinct 1	183	422
Vienna Township, Precinct 1	208	476
Montmorency County Michigan - Total	3,402	8,203
Cumulative		
Cumulative	0	0
Cumulative - Total	0	0
County - Total	3,402	8,203

Precinct	Michelle L. Sanders	Teresa L. Walker	Total Votes
County			
Montmorency County Michigan			
Albert Township, Precinct 1	207	352	559
Avery Township, Precinct 1	36	107	143
Briley Township, Precinct 1	141	327	468
Hillman Township, Precinct 1	169	299	468
Loud Township, Precinct 1	22	44	66
Montmorency Township, Precinct 1	64	108	172
Montmorency Township, Precinct 2	45	111	156
Rust Township, Precinct 1	48	86	134
Vienna Township, Precinct 1	43	94	137
Montmorency County Michigan - Total	775	1,528	2,303
Cumulative			
Cumulative	0	0	0
Cumulative - Total	0	0	0
County - Total	775	1,528	2,303

Precinct	Unresolved Write-In
County	
Montmorency County Michigan	
Albert Township, Precinct 1	4
Avery Township, Precinct 1	0
Briley Township, Precinct 1	1
Hillman Township, Precinct 1	1
Loud Township, Precinct 1	0
Montmorency Township, Precinct 1	0
Montmorency Township, Precinct 2	0
Rust Township, Precinct 1	0
Vienna Township, Precinct 1	0
Montmorency County Michigan - Total	6
Cumulative	
Cumulative	0
Cumulative - Total	0
County - Total	6

County Road Commissioner for Montmorency County (REP) (Vote for 1) REP

Precinct	Times Cast	Registered Voters
County		
Montmorency County Michigan		
Albert Township, Precinct 1	903	2,170
Avery Township, Precinct 1	210	569
Briley Township, Precinct 1	644	1,715
Hillman Township, Precinct 1	659	1,637
Loud Township, Precinct 1	107	243
Montmorency Township, Precinct 1	257	530
Montmorency Township, Precinct 2	231	441
Rust Township, Precinct 1	183	422
Vienna Township, Precinct 1	208	476
Montmorency County Michigan - Total	3,402	8,203
Cumulative		
Cumulative	0	0
Cumulative - Total	0	0
County - Total	3,402	8,203

Precinct	Total Votes	Unresolved Write-In
County		
Montmorency County Michigan		
Albert Township, Precinct 1	0	88
Avery Township, Precinct 1	0	10
Briley Township, Precinct 1	0	35
Hillman Township, Precinct 1	0	32
Loud Township, Precinct 1	0	4
Montmorency Township, Precinct 1	0	9
Montmorency Township, Precinct 2	0	15
Rust Township, Precinct 1	0	12
Vienna Township, Precinct 1	0	16
Montmorency County Michigan - Total	0	221
Cumulative		
Cumulative	0	0
Cumulative - Total	0	0
County - Total	0	221

County Commissioner for County Commissioner District 1 (REP) (Vote for 1) REP

Precinct	Times Cast	Registered Voters
County		
Montmorency County Michigan		
Hillman Township, Precinct 1	108	217
Montmorency Township, Precinct 1	257	530
Montmorency Township, Precinct 2	231	441
Vienna Township, Precinct 1	208	476
Montmorency County Michigan - Total	804	1,664
Cumulative		
Cumulative	0	0
Cumulative - Total	0	0
County - Total	804	1,664

Precinct	Total Votes	Unresolved Write-In
County		
Montmorency County Michigan		
Hillman Township, Precinct 1	0	1
Montmorency Township, Precinct 1	0	8
Montmorency Township, Precinct 2	0	16
Vienna Township, Precinct 1	0	13
Montmorency County Michigan - Total	0	38
Cumulative		
Cumulative	0	0
Cumulative - Total	0	0
County - Total	0	38

County Commissioner for County Commissioner District 2 (REP) (Vote for 1)
REP

Precinct	Times Cast	Registered Voters
County		
Montmorency County Michigan		
Briley Township, Precinct 1	644	1,715
Montmorency County Michigan - Total	644	1,715
Cumulative		
Cumulative	0	0
Cumulative - Total	0	0
County - Total	644	1,715

Precinct	Don Edwards	Total Votes	Unresolved Write-In
County			
Montmorency County Michigan			
Briley Township, Precinct 1	417	417	7
Montmorency County Michigan - Total	417	417	7
Cumulative			
Cumulative	0	0	0
Cumulative - Total	0	0	0
County - Total	417	417	7

County Commissioner for County Commissioner District 3 (REP) (Vote for 1) REP

Precinct	Times Cast	Registered Voters
County		
Montmorency County Michigan		
Hillman Township, Precinct 1	551	1,420
Montmorency County Michigan - Total	551	1,420
Cumulative		
Cumulative	0	0
Cumulative - Total	0	0
County - Total	551	1,420

Precinct	John S. Burr	Total Votes	Unresolved Write-In
County			
Montmorency County Michigan			
Hillman Township, Precinct 1	320	320	2
Montmorency County Michigan - Total	320	320	2
Cumulative			
Cumulative	0	0	0
Cumulative - Total	0	0	0
County - Total	320	320	2

AG Opinion: 2 offices are incompatible, votes do not count and is void.

County Commissioner for County Commissioner District 4 (REP) (Vote for 1) REP

Precinct	Times Cast	Registered Voters
County		
Montmorency County Michigan		
Albert Township, Precinct 1	710	1,749
Montmorency County Michigan - Total	710	1,749
Cumulative		
Cumulative	0	0
Cumulative - Total	0	0
County - Total	710	1,749

Precinct	Total Votes	Unresolved Write-In
County		
Montmorency County Michigan		
Albert Township, Precinct 1	0	64
Montmorency County Michigan - Total	0	64
Cumulative		
Cumulative	0	0
Cumulative - Total	0	0
County - Total	0	64

County Commissioner for County Commissioner District 5 (REP) (Vote for 1) REP

Precinct	Times Cast	Registered Voters
County		
Montmorency County		
Michigan		
Albert Township, Precinct 1	193	421
Avery Township, Precinct 1	210	569
Loud Township, Precinct 1	107	243
Rust Township, Precinct 1	183	422
Montmorency County Michigan - Total	693	1,655
Cumulative		
Cumulative	0	0
Cumulative - Total	0	0
County - Total	693	1,655

Precinct	Gary Girardin	Total Votes	Unresolved Write-In
County			
Montmorency County			
Michigan			
Albert Township, Precinct 1	109	109	2
Avery Township, Precinct 1	125	125	2
Loud Township, Precinct 1	56	56	0
Rust Township, Precinct 1	112	112	0
Montmorency County Michigan - Total	402	402	4
Cumulative			
Cumulative	0	0	0
Cumulative - Total	0	0	0
County - Total	402	402	4

Township Supervisor for Albert Township (REP) (Vote for 1) REP

Precinct	Times Cast	Registered Voters
County		
Montmorency County		
Michigan		
Albert Township, Precinct 1	903	2,170
Montmorency County Michigan - Total	903	2,170
Cumulative		
Cumulative	0	0
Cumulative - Total	0	0
County - Total	903	2,170

Precinct	Total Votes	Unresolved Write-In
County		
Montmorency County		
Michigan		
Albert Township, Precinct 1	0	77
Montmorency County Michigan - Total	0	77
Cumulative		
Cumulative	0	0
Cumulative - Total	0	0
County - Total	0	77

Township Supervisor for Avery Township (REP) (Vote for 1) REP

Precinct	Times Cast	Registered Voters
County		
Montmorency County Michigan		
Avery Township, Precinct 1	210	569
Montmorency County Michigan - Total	210	569
Cumulative		
Cumulative	0	0
Cumulative - Total	0	0
County - Total	210	569

Precinct	Thomas Seymour	Total Votes	Unresolved Write-In
County			
Montmorency County Michigan			
Avery Township, Precinct 1	134	134	1
Montmorency County Michigan - Total	134	134	1
Cumulative			
Cumulative	0	0	0
Cumulative - Total	0	0	0
County - Total	134	134	1

Township Supervisor for Briley Township (REP) (Vote for 1) REP

Precinct	Times Cast	Registered Voters
County		
Montmorency County Michigan		
Briley Township, Precinct 1	644	1,715
Montmorency County Michigan - Total	644	1,715
Cumulative		
Cumulative	0	0
Cumulative - Total	0	0
County - Total	644	1,715

Precinct	Total Votes	Marc Harold Edwards Qualified Write In	Unresolved Write-In
County			
Montmorency County Michigan			
Briley Township, Precinct 1	48	48	57
Montmorency County Michigan - Total	48	48	57
Cumulative			
Cumulative	0	0	0
Cumulative - Total	0	0	0
County - Total	48	48	57

Township Supervisor for Hillman Township (REP) (Vote for 1) REP

Precinct	Times Cast	Registered Voters
County		
Montmorency County Michigan		
Hillman Township, Precinct 1	659	1,637
Montmorency County Michigan - Total	659	1,637
Cumulative		
Cumulative	0	0
Cumulative - Total	0	0
County - Total	659	1,637

Precinct	John S. Burr	Total Votes	Unresolved Write-In
County			
Montmorency County Michigan			
Hillman Township, Precinct 1	378	378	4
Montmorency County Michigan - Total	378	378	4
Cumulative			
Cumulative	0	0	0
Cumulative - Total	0	0	0
County - Total	378	378	4

A.G. Opinion: 2 offices are incompatible, votes do not count and is void.

Township Supervisor for Loud Township (REP) (Vote for 1) REP

Precinct	Times Cast	Registered Voters
County		
Montmorency County Michigan		
Loud Township, Precinct 1	107	243
Montmorency County Michigan - Total	107	243
Cumulative		
Cumulative	0	0
Cumulative - Total	0	0
County - Total	107	243

Precinct	Beau Williams	Total Votes	Unresolved Write-In
County			
Montmorency County Michigan			
Loud Township, Precinct 1	64	64	0
Montmorency County Michigan - Total	64	64	0
Cumulative			
Cumulative	0	0	0
Cumulative - Total	0	0	0
County - Total	64	64	0

Township Supervisor for Montmorency Township (REP) (Vote for 1) REP

Precinct	Times Cast	Registered Voters
County		
Montmorency County Michigan		
Montmorency Township, Precinct 1	257	530
Montmorency Township, Precinct 2	231	441
Montmorency County Michigan - Total	488	971
Cumulative		
Cumulative	0	0
Cumulative - Total	0	0
County - Total	488	971

Precinct	Garry L. Boldrey	Total Votes	Unresolved Write-In
County			
Montmorency County Michigan			
Montmorency Township, Precinct 1	153	153	1
Montmorency Township, Precinct 2	147	147	0
Montmorency County Michigan - Total	300	300	1
Cumulative			
Cumulative	0	0	0
Cumulative - Total	0	0	0
County - Total	300	300	1

Township Supervisor for Rust Township (REP) (Vote for 1) REP

Precinct	Times Cast	Registered Voters
County		
Montmorency County Michigan		
Rust Township, Precinct 1	183	422
Montmorency County Michigan - Total	183	422
Cumulative		
Cumulative	0	0
Cumulative - Total	0	0
County - Total	183	422

Precinct	Jonathan A. Schulze	Total Votes	Unresolved Write-In
County			
Montmorency County Michigan			
Rust Township, Precinct 1	126	126	0
Montmorency County Michigan - Total	126	126	0
Cumulative			
Cumulative	0	0	0
Cumulative - Total	0	0	0
County - Total	126	126	0

Township Supervisor for Vienna Township (REP) (Vote for 1) REP

Precinct	Times Cast	Registered Voters
County		
Montmorency County Michigan		
Vienna Township, Precinct 1	208	476
Montmorency County Michigan - Total	208	476
Cumulative		
Cumulative	0	0
Cumulative - Total	0	0
County - Total	208	476

Precinct	Cheryl Klein	Total Votes	Unresolved Write-In
County			
Montmorency County Michigan			
Vienna Township, Precinct 1	138	138	1
Montmorency County Michigan - Total	138	138	1
Cumulative			
Cumulative	0	0	0
Cumulative - Total	0	0	0
County - Total	138	138	1

Township Clerk for Albert Township (REP) (Vote for 1)
REP

Precinct	Times Cast	Registered Voters
County		
Montmorency County Michigan		
Albert Township, Precinct 1	903	2,170
Montmorency County Michigan - Total	903	2,170
Cumulative		
Cumulative	0	0
Cumulative - Total	0	0
County - Total	903	2,170

Precinct	Judy Athan	Dawn Sutfin-Hubbard	Total Votes
County			
Montmorency County Michigan			
Albert Township, Precinct 1	320	273	593
Montmorency County Michigan - Total	320	273	593
Cumulative			
Cumulative	0	0	0
Cumulative - Total	0	0	0
County - Total	320	273	593

Precinct	Unresolved Write-In
County	
Montmorency County Michigan	
Albert Township, Precinct 1	2
Montmorency County Michigan - Total	2
Cumulative	
Cumulative	0
Cumulative - Total	0
County - Total	2

Township Clerk for Avery Township (REP) (Vote for 1) REP

Precinct	Times Cast	Registered Voters
County		
Montmorency County		
Michigan		
Avery Township, Precinct 1	210	569
Montmorency County	210	569
Michigan - Total		
Cumulative		
Cumulative	0	0
Cumulative - Total	0	0
County - Total	210	569

Precinct	Ann M. Seymour	Total Votes	Unresolved Write-In
County			
Montmorency County			
Michigan			
Avery Township, Precinct 1	133	133	1
Montmorency County	133	133	1
Michigan - Total			
Cumulative			
Cumulative	0	0	0
Cumulative - Total	0	0	0
County - Total	133	133	1

Township Clerk for Briley Township (REP) (Vote for 1) REP

Precinct	Times Cast	Registered Voters
County		
Montmorency County Michigan		
Briley Township, Precinct 1	644	1,715
Montmorency County Michigan - Total	644	1,715
Cumulative		
Cumulative	0	0
Cumulative - Total	0	0
County - Total	644	1,715

Precinct	Ed Comber	Phil LaMore	Total Votes
County			
Montmorency County Michigan			
Briley Township, Precinct 1	201	267	468
Montmorency County Michigan - Total	201	267	468
Cumulative			
Cumulative	0	0	0
Cumulative - Total	0	0	0
County - Total	201	267	468

Precinct	Unresolved Write-In
County	
Montmorency County	
Michigan	
Briley Township, Precinct 1	4
Montmorency County	4
Michigan - Total	
Cumulative	
Cumulative	0
Cumulative - Total	0
County - Total	4

Township Clerk for Hillman Township (REP) (Vote for 1) REP

Precinct	Times Cast	Registered Voters
County		
Montmorency County Michigan		
Hillman Township, Precinct 1	659	1,637
Montmorency County Michigan - Total	659	1,637
Cumulative		
Cumulative	0	0
Cumulative - Total	0	0
County - Total	659	1,637

Precinct	Shannon Cadieux	Kristen Leigh South	Total Votes
County			
Montmorency County Michigan			
Hillman Township, Precinct 1	279	147	426
Montmorency County Michigan - Total	279	147	426
Cumulative			
Cumulative	0	0	0
Cumulative - Total	0	0	0
County - Total	279	147	426

Precinct	Unresolved Write-In
County	
Montmorency County	
Michigan	
Hillman Township, Precinct 1	2
Montmorency County Michigan - Total	2
Cumulative	
Cumulative	0
Cumulative - Total	0
County - Total	2

Township Clerk for Loud Township (REP) (Vote for 1) REP

Precinct	Times Cast	Registered Voters
County		
Montmorency County Michigan		
Loud Township, Precinct 1	107	243
Montmorency County Michigan - Total	107	243
Cumulative		
Cumulative	0	0
Cumulative - Total	0	0
County - Total	107	243

Precinct	Robin Chinavare	Total Votes	Unresolved Write-In
County			
Montmorency County Michigan			
Loud Township, Precinct 1	60	60	0
Montmorency County Michigan - Total	60	60	0
Cumulative			
Cumulative	0	0	0
Cumulative - Total	0	0	0
County - Total	60	60	0

Township Clerk for Montmorency Township (REP) (Vote for 1) REP

Precinct	Times Cast	Registered Voters
County		
Montmorency County Michigan		
Montmorency Township, Precinct 1	257	530
Montmorency Township, Precinct 2	231	441
Montmorency County Michigan - Total	488	971
Cumulative		
Cumulative	0	0
Cumulative - Total	0	0
County - Total	488	971

Precinct	Connie Brandt	Total Votes	Unresolved Write-In
County			
Montmorency County Michigan			
Montmorency Township, Precinct 1	158	158	0
Montmorency Township, Precinct 2	147	147	0
Montmorency County Michigan - Total	305	305	0
Cumulative			
Cumulative	0	0	0
Cumulative - Total	0	0	0
County - Total	305	305	0

Township Clerk for Rust Township (REP) (Vote for 1) REP

Precinct	Times Cast	Registered Voters
County		
Montmorency County Michigan		
Rust Township, Precinct 1	183	422
Montmorency County Michigan - Total	183	422
Cumulative		
Cumulative	0	0
Cumulative - Total	0	0
County - Total	183	422

Precinct	Carleen L. Klein	Total Votes	Unresolved Write-In
County			
Montmorency County Michigan			
Rust Township, Precinct 1	127	127	0
Montmorency County Michigan - Total	127	127	0
Cumulative			
Cumulative	0	0	0
Cumulative - Total	0	0	0
County - Total	127	127	0

Township Clerk for Vienna Township (REP) (Vote for 1)

REP

Precinct	Times Cast	Registered Voters
County		
Montmorency County Michigan		
Vienna Township, Precinct 1	208	476
Montmorency County Michigan - Total	208	476
Cumulative		
Cumulative	0	0
Cumulative - Total	0	0
County - Total	208	476

Precinct	Elaine Dixon	Total Votes	Unresolved Write-In
County			
Montmorency County Michigan			
Vienna Township, Precinct 1	140	140	0
Montmorency County Michigan - Total	140	140	0
Cumulative			
Cumulative	0	0	0
Cumulative - Total	0	0	0
County - Total	140	140	0

Township Treasurer for Albert Township (REP) (Vote for 1) REP

Precinct	Times Cast	Registered Voters
County		
Montmorency County Michigan		
Albert Township, Precinct 1	903	2,170
Montmorency County Michigan - Total	903	2,170
Cumulative		
Cumulative	0	0
Cumulative - Total	0	0
County - Total	903	2,170

Precinct	John Righi	Total Votes	Unresolved Write-In
County			
Montmorency County Michigan			
Albert Township, Precinct 1	516	516	6
Montmorency County Michigan - Total	516	516	6
Cumulative			
Cumulative	0	0	0
Cumulative - Total	0	0	0
County - Total	516	516	6

Township Treasurer for Avery Township (REP) (Vote for 1) REP

Precinct	Times Cast	Registered Voters
County		
Montmorency County Michigan		
Avery Township, Precinct 1	210	569
Montmorency County Michigan - Total	210	569
Cumulative		
Cumulative	0	0
Cumulative - Total	0	0
County - Total	210	569

Precinct	Jean M. Angell	Total Votes	Unresolved Write-In
County			
Montmorency County Michigan			
Avery Township, Precinct 1	138	138	0
Montmorency County Michigan - Total	138	138	0
Cumulative			
Cumulative	0	0	0
Cumulative - Total	0	0	0
County - Total	138	138	0

Township Treasurer for Briley Township (REP) (Vote for 1) REP

Precinct	Times Cast	Registered Voters
County		
Montmorency County Michigan		
Briley Township, Precinct 1	644	1,715
Montmorency County Michigan - Total	644	1,715
Cumulative		
Cumulative	0	0
Cumulative - Total	0	0
County - Total	644	1,715

Precinct	Vanessa Werner	Mary Jo Whitmire	Total Votes
County			
Montmorency County Michigan			
Briley Township, Precinct 1	325	161	486
Montmorency County Michigan - Total	325	161	486
Cumulative			
Cumulative	0	0	0
Cumulative - Total	0	0	0
County - Total	325	161	486

Precinct	Unresolved Write-In
County	
Montmorency County Michigan	
Briley Township, Precinct 1	1
Montmorency County Michigan - Total	1
Cumulative	
Cumulative	0
Cumulative - Total	0
County - Total	1

Township Treasurer for Hillman Township (REP) (Vote for 1) REP

Precinct	Times Cast	Registered Voters
County		
Montmorency County Michigan		
Hillman Township, Precinct 1	659	1,637
Montmorency County Michigan - Total	659	1,637
Cumulative		
Cumulative	0	0
Cumulative - Total	0	0
County - Total	659	1,637

Precinct	Jody Vanderveer	Total Votes	Unresolved Write-In
County			
Montmorency County Michigan			
Hillman Township, Precinct 1	408	408	3
Montmorency County Michigan - Total	408	408	3
Cumulative			
Cumulative	0	0	0
Cumulative - Total	0	0	0
County - Total	408	408	3

Township Treasurer for Loud Township (REP) (Vote for 1) REP

Precinct	Times Cast	Registered Voters
County		
Montmorency County Michigan		
Loud Township, Precinct 1	107	243
Montmorency County Michigan - Total	107	243
Cumulative		
Cumulative	0	0
Cumulative - Total	0	0
County - Total	107	243

Precinct	Kimberly Massengill	Total Votes	Unresolved Write-In
County			
Montmorency County Michigan			
Loud Township, Precinct 1	59	59	0
Montmorency County Michigan - Total	59	59	0
Cumulative			
Cumulative	0	0	0
Cumulative - Total	0	0	0
County - Total	59	59	0

Township Treasurer for Montmorency Township (REP) (Vote for 1) REP

Precinct	Times Cast	Registered Voters
County		
Montmorency County Michigan		
Montmorency Township, Precinct 1	257	530
Montmorency Township, Precinct 2	231	441
Montmorency County Michigan - Total	488	971
Cumulative		
Cumulative	0	0
Cumulative - Total	0	0
County - Total	488	971

Precinct	Janelle Herrick	Total Votes	Unresolved Write-In
County			
Montmorency County Michigan			
Montmorency Township, Precinct 1	156	156	0
Montmorency Township, Precinct 2	146	146	0
Montmorency County Michigan - Total	302	302	0
Cumulative			
Cumulative	0	0	0
Cumulative - Total	0	0	0
County - Total	302	302	0

Township Treasurer for Rust Township (REP) (Vote for 1) REP

Precinct	Times Cast	Registered Voters
County		
Montmorency County Michigan		
Rust Township, Precinct 1	183	422
Montmorency County Michigan - Total	183	422
Cumulative		
Cumulative	0	0
Cumulative - Total	0	0
County - Total	183	422

Precinct	Michelle LaFleche	Total Votes	Unresolved Write-In
County			
Montmorency County Michigan			
Rust Township, Precinct 1	126	126	0
Montmorency County Michigan - Total	126	126	0
Cumulative			
Cumulative	0	0	0
Cumulative - Total	0	0	0
County - Total	126	126	0

Township Treasurer for Vienna Township (REP) (Vote for 1) REP

Precinct	Times Cast	Registered Voters
County		
Montmorency County Michigan		
Vienna Township, Precinct 1	208	476
Montmorency County Michigan - Total	208	476
Cumulative		
Cumulative	0	0
Cumulative - Total	0	0
County - Total	208	476

Precinct	Janet A. Black	Total Votes	Unresolved Write-In
County			
Montmorency County Michigan			
Vienna Township, Precinct 1	143	143	0
Montmorency County Michigan - Total	143	143	0
Cumulative			
Cumulative	0	0	0
Cumulative - Total	0	0	0
County - Total	143	143	0

Township Trustee for Albert Township (REP) (Vote for 2) REP

Precinct	Times Cast	Registered Voters
County		
Montmorency County Michigan		
Albert Township, Precinct 1	903	2,170
Montmorency County Michigan - Total	903	2,170
Cumulative		
Cumulative	0	0
Cumulative - Total	0	0
County - Total	903	2,170

Precinct	Roger B. Cohoe	Richard Deska	Total Votes
County			
Montmorency County Michigan			
Albert Township, Precinct 1	363	401	764
Montmorency County Michigan - Total	363	401	764
Cumulative			
Cumulative	0	0	0
Cumulative - Total	0	0	0
County - Total	363	401	764

Precinct	Unresolved Write-In
County	
Montmorency County Michigan	
Albert Township, Precinct 1	5
Montmorency County Michigan - Total	5
Cumulative	
Cumulative	0
Cumulative - Total	0
County - Total	5

Township Trustee for Avery Township (REP) (Vote for 2) REP

Precinct	Times Cast	Registered Voters
County		
Montmorency County Michigan		
Avery Township, Precinct 1	210	569
Montmorency County Michigan - Total	210	569
Cumulative		
Cumulative	0	0
Cumulative - Total	0	0
County - Total	210	569

Precinct	Gary McMurphy	Total Votes	Unresolved Write-In
County			
Montmorency County Michigan			
Avery Township, Precinct 1	136	136	2
Montmorency County Michigan - Total	136	136	2
Cumulative			
Cumulative	0	0	0
Cumulative - Total	0	0	0
County - Total	136	136	2

Township Trustee for Briley Township (REP) (Vote for 2) REP

Precinct	Times Cast	Registered Voters
County		
Montmorency County Michigan		
Briley Township, Precinct 1	644	1,715
Montmorency County Michigan - Total	644	1,715
Cumulative		
Cumulative	0	0
Cumulative - Total	0	0
County - Total	644	1,715

Precinct	Brittany Brown	Evelyn White
County		
Montmorency County Michigan		
Briley Township, Precinct 1	270	234
Montmorency County Michigan - Total	270	234
Cumulative		
Cumulative	0	0
Cumulative - Total	0	0
County - Total	270	234

Precinct	Bruno Wojcik	Total Votes	Unresolved Write-In
County			
Montmorency County Michigan			
Briley Township, Precinct 1	164	668	6
Montmorency County Michigan - Total	164	668	6
Cumulative			
Cumulative	0	0	0
Cumulative - Total	0	0	0
County - Total	164	668	6

Township Trustee for Hillman Township (REP) (Vote for 2)

REP

Precinct	Times Cast	Registered Voters
County		
Montmorency County Michigan		
Hillman Township, Precinct 1	659	1,637
Montmorency County Michigan - Total	659	1,637
Cumulative		
Cumulative	0	0
Cumulative - Total	0	0
County - Total	659	1,637

Precinct	Steven Achatz	John LaFleche
County		
Montmorency County Michigan		
Hillman Township, Precinct 1	311	176
Montmorency County Michigan - Total	311	176
Cumulative		
Cumulative	0	0
Cumulative - Total	0	0
County - Total	311	176

Precinct	Daryl Peterson	Total Votes	Unresolved Write-In
County			
Montmorency County Michigan			
Hillman Township, Precinct 1	237	724	2
Montmorency County Michigan - Total	237	724	2
Cumulative			
Cumulative	0	0	0
Cumulative - Total	0	0	0
County - Total	237	724	2

Township Trustee for Loud Township (REP) (Vote for 2) REP

Precinct	Times Cast	Registered Voters
County		
Montmorency County Michigan		
Loud Township, Precinct 1	107	243
Montmorency County Michigan - Total	107	243
Cumulative		
Cumulative	0	0
Cumulative - Total	0	0
County - Total	107	243

Precinct	Robert Hosmer	Total Votes	Unresolved Write-In
County			
Montmorency County Michigan			
Loud Township, Precinct 1	60	60	0
Montmorency County Michigan - Total	60	60	0
Cumulative			
Cumulative	0	0	0
Cumulative - Total	0	0	0
County - Total	60	60	0

Township Trustee for Montmorency Township (REP) (Vote for 2) REP

Precinct	Times Cast	Registered Voters
County		
Montmorency County Michigan		
Montmorency Township, Precinct 1	257	530
Montmorency Township, Precinct 2	231	441
Montmorency County Michigan - Total	488	971
Cumulative		
Cumulative	0	0
Cumulative - Total	0	0
County - Total	488	971

Precinct	Kendell Hardies	Gerald Steinke
County		
Montmorency County Michigan		
Montmorency Township, Precinct 1	123	97
Montmorency Township, Precinct 2	65	81
Montmorency County Michigan - Total	188	178
Cumulative		
Cumulative	0	0
Cumulative - Total	0	0
County - Total	188	178

Precinct	Debra Villeneuve	Total Votes	Unresolved Write-In
County			
Montmorency County Michigan			
Montmorency Township, Precinct 1	75	295	0
Montmorency Township, Precinct 2	76	222	1
Montmorency County Michigan - Total	151	517	1
Cumulative			
Cumulative	0	0	0
Cumulative - Total	0	0	0
County - Total	151	517	1

Township Trustee for Rust Township (REP) (Vote for 2) REP

Precinct	Times Cast	Registered Voters
County		
Montmorency County Michigan		
Rust Township, Precinct 1	183	422
Montmorency County Michigan - Total	183	422
Cumulative		
Cumulative	0	0
Cumulative - Total	0	0
County - Total	183	422

Precinct	James Fifield	Janice L. Richiert	Total Votes
County			
Montmorency County Michigan			
Rust Township, Precinct 1	110	97	207
Montmorency County Michigan - Total	110	97	207
Cumulative			
Cumulative	0	0	0
Cumulative - Total	0	0	0
County - Total	110	97	207

Precinct	Unresolved Write-In
County	
Montmorency County Michigan	
Rust Township, Precinct 1	0
Montmorency County Michigan - Total	0
Cumulative	
Cumulative	0
Cumulative - Total	0
County - Total	0

Township Trustee for Vienna Township (REP) (Vote for 2)

REP

Precinct	Times Cast	Registered Voters
County		
Montmorency County Michigan		
Vienna Township, Precinct 1	208	476
Montmorency County Michigan - Total	208	476
Cumulative		
Cumulative	0	0
Cumulative - Total	0	0
County - Total	208	476

Precinct	Faye E. Erving	Mayree Payne	Total Votes
County			
Montmorency County Michigan			
Vienna Township, Precinct 1	113	97	210
Montmorency County Michigan - Total	113	97	210
Cumulative			
Cumulative	0	0	0
Cumulative - Total	0	0	0
County - Total	113	97	210

Precinct	Unresolved Write-In
County	
Montmorency County Michigan	
Vienna Township, Precinct 1	1
Montmorency County Michigan - Total	1
Cumulative	
Cumulative	0
Cumulative - Total	0
County - Total	1

Delegate to the County Convention for Albert Township, Precinct 1 (REP) (Vote for 2) REP

Precinct	Times Cast	Registered Voters
County		
Montmorency County Michigan		
Albert Township, Precinct 1	903	2,170
Montmorency County Michigan - Total	903	2,170
Cumulative		
Cumulative	0	0
Cumulative - Total	0	0
County - Total	903	2,170

Precinct	Laura L. Scott	Total Votes	Unresolved Write-In
County			
Montmorency County Michigan			
Albert Township, Precinct 1	481	481	3
Montmorency County Michigan - Total	481	481	3
Cumulative			
Cumulative	0	0	0
Cumulative - Total	0	0	0
County - Total	481	481	3

Delegate to the County Convention for Avery Township, Precinct 1 (REP) (Vote for 2) REP

Precinct	Times Cast	Registered Voters
County		
Montmorency County Michigan		
Avery Township, Precinct 1	210	569
Montmorency County Michigan - Total	210	569
Cumulative		
Cumulative	0	0
Cumulative - Total	0	0
County - Total	210	569

Precinct	Total Votes	Unresolved Write-In
County		
Montmorency County Michigan		
Avery Township, Precinct 1	0	14
Montmorency County Michigan - Total	0	14
Cumulative		
Cumulative	0	0
Cumulative - Total	0	0
County - Total	0	14

Delegate to the County Convention for Briley Township, Precinct 1 (REP) (Vote for 2) REP

Precinct	Times Cast	Registered Voters
County		
Montmorency County Michigan		
Briley Township, Precinct 1	644	1,715
Montmorency County Michigan - Total	644	1,715
Cumulative		
Cumulative	0	0
Cumulative - Total	0	0
County - Total	644	1,715

Precinct	Ed Comber	Total Votes	Unresolved Write-In
County			
Montmorency County Michigan			
Briley Township, Precinct 1	259	259	28
Montmorency County Michigan - Total	259	259	28
Cumulative			
Cumulative	0	0	0
Cumulative - Total	0	0	0
County - Total	259	259	28

Delegate to the County Convention for Hillman Township, Precinct 1 (REP) (Vote for 2)
REP

Precinct	Times Cast	Registered Voters
County		
Montmorency County Michigan		
Hillman Township, Precinct 1	659	1,637
Montmorency County Michigan - Total	659	1,637
Cumulative		
Cumulative	0	0
Cumulative - Total	0	0
County - Total	659	1,637

Precinct	Total Votes	Unresolved Write-In
County		
Montmorency County Michigan		
Hillman Township, Precinct 1	0	20
Montmorency County Michigan - Total	0	20
Cumulative		
Cumulative	0	0
Cumulative - Total	0	0
County - Total	0	20

Delegate to the County Convention for Loud Township, Precinct 1 (REP) (Vote for 2) REP

Precinct	Times Cast	Registered Voters
County		
Montmorency County Michigan		
Loud Township, Precinct 1	107	243
Montmorency County Michigan - Total	107	243
Cumulative		
Cumulative	0	0
Cumulative - Total	0	0
County - Total	107	243

Precinct	Total Votes	Unresolved Write-In
County		
Montmorency County Michigan		
Loud Township, Precinct 1	0	3
Montmorency County Michigan - Total	0	3
Cumulative		
Cumulative	0	0
Cumulative - Total	0	0
County - Total	0	3

Delegate to the County Convention for Montmorency Township, Precinct 1 (REP) (Vote for 2) REP

Precinct	Times Cast	Registered Voters
County		
Montmorency County Michigan		
Montmorency Township, Precinct 1	257	530
Montmorency County Michigan - Total	257	530
Cumulative		
Cumulative	0	0
Cumulative - Total	0	0
County - Total	257	530

Precinct	Mary Hamilton	Total Votes	Unresolved Write-In
County			
Montmorency County Michigan			
Montmorency Township, Precinct 1	113	113	0
Montmorency County Michigan - Total	113	113	0
Cumulative			
Cumulative	0	0	0
Cumulative - Total	0	0	0
County - Total	113	113	0

Delegate to the County Convention for Montmorency Township, Precinct 2 (REP) (Vote for 2) REP

Precinct	Times Cast	Registered Voters
County		
Montmorency County Michigan		
Montmorency Township, Precinct 2	231	441
Montmorency County Michigan - Total	231	441
Cumulative		
Cumulative	0	0
Cumulative - Total	0	0
County - Total	231	441

Precinct	Total Votes	Unresolved Write-In
County		
Montmorency County Michigan		
Montmorency Township, Precinct 2	0	11
Montmorency County Michigan - Total	0	11
Cumulative		
Cumulative	0	0
Cumulative - Total	0	0
County - Total	0	11

Delegate to the County Convention for Rust Township, Precinct 1 (REP) (Vote for 2)
REP

Precinct	Times Cast	Registered Voters
County		
Montmorency County Michigan		
Rust Township, Precinct 1	183	422
Montmorency County Michigan - Total	183	422
Cumulative		
Cumulative	0	0
Cumulative - Total	0	0
County - Total	183	422

Precinct	Total Votes	Unresolved Write-In
County		
Montmorency County Michigan		
Rust Township, Precinct 1	0	10
Montmorency County Michigan - Total	0	10
Cumulative		
Cumulative	0	0
Cumulative - Total	0	0
County - Total	0	10

Delegate to the County Convention for Vienna Township, Precinct 1 (REP) (Vote for 2) REP

Precinct	Times Cast	Registered Voters
County		
Montmorency County Michigan		
Vienna Township, Precinct 1	208	476
Montmorency County Michigan - Total	208	476
Cumulative		
Cumulative	0	0
Cumulative - Total	0	0
County - Total	208	476

Precinct	Total Votes	Unresolved Write-In
County		
Montmorency County Michigan		
Vienna Township, Precinct 1	0	13
Montmorency County Michigan - Total	0	13
Cumulative		
Cumulative	0	0
Cumulative - Total	0	0
County - Total	0	13

Montmorency County Commission on Aging Renewal Millage Proposal for Montmorency County, Michigan (Vote for 1)

Precinct	Times Cast	Registered Voters
County		
Montmorency County Michigan		
Albert Township, Precinct 1	903	2,170
Avery Township, Precinct 1	210	569
Briley Township, Precinct 1	644	1,715
Hillman Township, Precinct 1	659	1,637
Loud Township, Precinct 1	107	243
Montmorency Township, Precinct 1	257	530
Montmorency Township, Precinct 2	231	441
Rust Township, Precinct 1	183	422
Vienna Township, Precinct 1	208	476
Montmorency County Michigan - Total	3,402	8,203
Cumulative		
Cumulative	0	0
Cumulative - Total	0	0
County - Total	3,402	8,203

Precinct	Yes	No	Total Votes
County			
Montmorency County Michigan			
Albert Township, Precinct 1	594	277	871
Avery Township, Precinct 1	127	72	199
Briley Township, Precinct 1	392	219	611
Hillman Township, Precinct 1	414	203	617
Loud Township, Precinct 1	72	31	103
Montmorency Township, Precinct 1	134	109	243
Montmorency Township, Precinct 2	173	51	224
Rust Township, Precinct 1	108	70	178
Vienna Township, Precinct 1	135	63	198
Montmorency County Michigan - Total	2,149	1,095	3,244
Cumulative			
Cumulative	0	0	0
Cumulative - Total	0	0	0
County - Total	2,149	1,095	3,244

Precinct	Unresolved Write-in
County	
Montmorency County	
Michigan	
Albert Township, Precinct 1	0
Avery Township, Precinct 1	0
Briley Township, Precinct 1	0
Hillman Township, Precinct 1	0
Loud Township, Precinct 1	0
Montmorency Township, Precinct 1	0
Montmorency Township, Precinct 2	0
Rust Township, Precinct 1	0
Vienna Township, Precinct 1	0
Montmorency County Michigan - Total	0
Cumulative	
Cumulative	0
Cumulative - Total	0
County - Total	0

Montmorency County Sheriff Renewal Porposal for Montmorency County, Montmorency County Michigan (Vote for 1)

Precinct	Times Cast	Registered Voters
County		
Montmorency County Michigan		
Albert Township, Precinct 1	903	2,170
Avery Township, Precinct 1	210	569
Briley Township, Precinct 1	644	1,715
Hillman Township, Precinct 1	659	1,637
Loud Township, Precinct 1	107	243
Montmorency Township, Precinct 1	257	530
Montmorency Township, Precinct 2	231	441
Rust Township, Precinct 1	183	422
Vienna Township, Precinct 1	208	476
Montmorency County Michigan - Total	3,402	8,203
Cumulative		
Cumulative	0	0
Cumulative - Total	0	0
County - Total	3,402	8,203

Precinct	Yes	No	Total Votes
County			
Montmorency County Michigan			
Albert Township, Precinct 1	638	238	876
Avery Township, Precinct 1	152	49	201
Briley Township, Precinct 1	416	199	615
Hillman Township, Precinct 1	437	188	625
Loud Township, Precinct 1	77	27	104
Montmorency Township, Precinct 1	151	97	248
Montmorency Township, Precinct 2	190	34	224
Rust Township, Precinct 1	121	59	180
Vienna Township, Precinct 1	151	47	198
Montmorency County Michigan - Total	2,333	938	3,271
Cumulative			
Cumulative	0	0	0
Cumulative - Total	0	0	0
County - Total	2,333	938	3,271

Precinct	Unresolved Write-In
County	
Montmorency County	
Michigan	
Albert Township, Precinct 1	0
Avery Township, Precinct 1	0
Briley Township, Precinct 1	0
Hillman Township, Precinct 1	0
Loud Township, Precinct 1	0
Montmorency Township, Precinct 1	0
Montmorency Township, Precinct 2	0
Rust Township, Precinct 1	0
Vienna Township, Precinct 1	0
Montmorency County Michigan - Total	0
Cumulative	
Cumulative	0
Cumulative - Total	0
County - Total	0

Montmorency County Proposal For General Operations Millage for Montmorency County, Montmorency County Michigan (Vote for 1)

Precinct	Times Cast	Registered Voters
County		
Montmorency County Michigan		
Albert Township, Precinct 1	903	2,170
Avery Township, Precinct 1	210	569
Briley Township, Precinct 1	644	1,715
Hillman Township, Precinct 1	659	1,637
Loud Township, Precinct 1	107	243
Montmorency Township, Precinct 1	257	530
Montmorency Township, Precinct 2	231	441
Rust Township, Precinct 1	183	422
Vienna Township, Precinct 1	208	476
Montmorency County Michigan - Total	3,402	8,203
Cumulative		
Cumulative	0	0
Cumulative - Total	0	0
County - Total	3,402	8,203

Precinct	Yes	No	Total Votes
County			
Montmorency County Michigan			
Albert Township, Precinct 1	493	373	866
Avery Township, Precinct 1	108	89	197
Briley Township, Precinct 1	290	321	611
Hillman Township, Precinct 1	334	283	617
Loud Township, Precinct 1	52	48	100
Montmorency Township, Precinct 1	117	128	245
Montmorency Township, Precinct 2	145	75	220
Rust Township, Precinct 1	86	89	175
Vienna Township, Precinct 1	115	81	196
Montmorency County Michigan - Total	1,740	1,487	3,227
Cumulative			
Cumulative	0	0	0
Cumulative - Total	0	0	0
County - Total	1,740	1,487	3,227

Precinct	Unresolved Write-In
County	
Montmorency County Michigan	
Albert Township, Precinct 1	0
Avery Township, Precinct 1	0
Briley Township, Precinct 1	0
Hillman Township, Precinct 1	0
Loud Township, Precinct 1	0
Montmorency Township, Precinct 1	0
Montmorency Township, Precinct 2	0
Rust Township, Precinct 1	0
Vienna Township, Precinct 1	0
Montmorency County Michigan - Total	0
Cumulative	
Cumulative	0
Cumulative - Total	0
County - Total	0

Montmorency County Millage For Library Operation And Support for Montmorency County, Montmorency County Michigan (Vote for 1)

Precinct	Times Cast	Registered Voters
County		
Montmorency County Michigan		
Albert Township, Precinct 1	903	2,170
Avery Township, Precinct 1	210	569
Briley Township, Precinct 1	644	1,715
Hillman Township, Precinct 1	659	1,637
Loud Township, Precinct 1	107	243
Montmorency Township, Precinct 1	257	530
Montmorency Township, Precinct 2	231	441
Rust Township, Precinct 1	183	422
Vienna Township, Precinct 1	208	476
Montmorency County Michigan - Total	3,402	8,203
Cumulative		
Cumulative	0	0
Cumulative - Total	0	0
County - Total	3,402	8,203

Precinct	Yes	No	Total Votes
County			
Montmorency County Michigan			
Albert Township, Precinct 1	568	299	867
Avery Township, Precinct 1	120	79	199
Briley Township, Precinct 1	358	254	612
Hillman Township, Precinct 1	383	238	621
Loud Township, Precinct 1	71	33	104
Montmorency Township, Precinct 1	138	110	248
Montmorency Township, Precinct 2	152	68	220
Rust Township, Precinct 1	100	76	176
Vienna Township, Precinct 1	123	79	202
Montmorency County Michigan - Total	2,013	1,236	3,249
Cumulative			
Cumulative	0	0	0
Cumulative - Total	0	0	0
County - Total	2,013	1,236	3,249

Precinct	Unresolved Write-In
County	
Montmorency County Michigan	
Albert Township, Precinct 1	0
Avery Township, Precinct 1	0
Briley Township, Precinct 1	0
Hillman Township, Precinct 1	0
Loud Township, Precinct 1	0
Montmorency Township, Precinct 1	0
Montmorency Township, Precinct 2	0
Rust Township, Precinct 1	0
Vienna Township, Precinct 1	0
Montmorency County Michigan - Total	0
Cumulative	
Cumulative	0
Cumulative - Total	0
County - Total	0

Briley Township Roads Millage (Vote for 1)

Precinct	Times Cast	Registered Voters
County		
Montmorency County Michigan		
Briley Township, Precinct 1	644	1,715
Montmorency County Michigan - Total	644	1,715
Cumulative		
Cumulative	0	0
Cumulative - Total	0	0
County - Total	644	1,715

Precinct	Yes	No	Total Votes
County			
Montmorency County Michigan			
Briley Township, Precinct 1	360	259	619
Montmorency County Michigan - Total	360	259	619
Cumulative			
Cumulative	0	0	0
Cumulative - Total	0	0	0
County - Total	360	259	619

Precinct	Unresolved Write-In
County	
Montmorency County Michigan	
Briley Township, Precinct 1	0
Montmorency County Michigan - Total	0
Cumulative	
Cumulative	0
Cumulative - Total	0
County - Total	0

Briley Township Parks Millage (Vote for 1)

Precinct	Times Cast	Registered Voters
County		
Montmorency County Michigan		
Briley Township, Precinct 1	644	1,715
Montmorency County Michigan - Total	644	1,715
Cumulative		
Cumulative	0	0
Cumulative - Total	0	0
County - Total	644	1,715

Precinct	Yes	No	Total Votes
County			
Montmorency County Michigan			
Briley Township, Precinct 1	285	325	610
Montmorency County Michigan - Total	285	325	610
Cumulative			
Cumulative	0	0	0
Cumulative - Total	0	0	0
County - Total	285	325	610

Precinct	Unresolved Write-In
County	
Montmorency County Michigan	
Briley Township, Precinct 1	0
Montmorency County Michigan - Total	0
Cumulative	
Cumulative	0
Cumulative - Total	0
County - Total	0

Hillman Township Millage Renewal for Advanced Life Support Ambulance Operation and Equipment (Vote for 1)

Precinct	Times Cast	Registered Voters
County		
Montmorency County Michigan		
Hillman Township, Precinct 1	659	1,637
Montmorency County Michigan - Total	659	1,637
Cumulative		
Cumulative	0	0
Cumulative - Total	0	0
County - Total	659	1,637

Precinct	Yes	No	Total Votes
County			
Montmorency County Michigan			
Hillman Township, Precinct 1	484	138	622
Montmorency County Michigan - Total	484	138	622
Cumulative			
Cumulative	0	0	0
Cumulative - Total	0	0	0
County - Total	484	138	622

Precinct	Unresolved Write-In
County	
Montmorency County Michigan	
Hillman Township, Precinct 1	0
Montmorency County Michigan - Total	0
Cumulative	
Cumulative	0
Cumulative - Total	0
County - Total	0

Hillman Township Millage For Fire Department Operation And Equipment (Vote for 1)

Precinct	Times Cast	Registered Voters
County		
Montmorency County Michigan		
Hillman Township, Precinct 1	659	1,637
Montmorency County Michigan - Total	659	1,637
Cumulative		
Cumulative	0	0
Cumulative - Total	0	0
County - Total	659	1,637

Precinct	Yes	No	Total Votes
County			
Montmorency County Michigan			
Hillman Township, Precinct 1	496	130	626
Montmorency County Michigan - Total	496	130	626
Cumulative			
Cumulative	0	0	0
Cumulative - Total	0	0	0
County - Total	496	130	626

Precinct	Unresolved Write-In
County	
Montmorency County Michigan	
Hillman Township, Precinct 1	0
Montmorency County Michigan - Total	0
Cumulative	
Cumulative	0
Cumulative - Total	0
County - Total	0

Montmorency Township Millage Proposal For Operating Refuse Transfer Sites and Equipment (Vote for 1)

Precinct	Times Cast	Registered Voters
County		
Montmorency County Michigan		
Montmorency Township, Precinct 1	257	530
Montmorency Township, Precinct 2	231	441
Montmorency County Michigan - Total	488	971
Cumulative		
Cumulative	0	0
Cumulative - Total	0	0
County - Total	488	971

Precinct	Yes	No	Total Votes
County			
Montmorency County Michigan			
Montmorency Township, Precinct 1	160	89	249
Montmorency Township, Precinct 2	174	46	220
Montmorency County Michigan - Total	334	135	469
Cumulative			
Cumulative	0	0	0
Cumulative - Total	0	0	0
County - Total	334	135	469

Precinct	Unresolved Write-In
County	
Montmorency County Michigan	
Montmorency Township, Precinct 1	0
Montmorency Township, Precinct 2	0
Montmorency County Michigan - Total	0
Cumulative	
Cumulative	0
Cumulative - Total	0
County - Total	0

Montmorency Township Millage Proposal For Fire Department Operation And Equipment (Vote for 1)

Precinct	Times Cast	Registered Voters
County		
Montmorency County Michigan		
Montmorency Township, Precinct 1	257	530
Montmorency Township, Precinct 2	231	441
Montmorency County Michigan - Total	488	971
Cumulative		
Cumulative	0	0
Cumulative - Total	0	0
County - Total	488	971

Precinct	Yes	No	Total Votes
County			
Montmorency County Michigan			
Montmorency Township, Precinct 1	187	61	248
Montmorency Township, Precinct 2	188	32	220
Montmorency County Michigan - Total	375	93	468
Cumulative			
Cumulative	0	0	0
Cumulative - Total	0	0	0
County - Total	375	93	468

Precinct	Unresolved Write-In
County	
Montmorency County Michigan	
Montmorency Township, Precinct 1	0
Montmorency Township, Precinct 2	0
Montmorency County Michigan - Total	0
Cumulative	
Cumulative	0
Cumulative - Total	0
County - Total	0

Montmorency Township Millage Proposal For Advanced Life Support Ambulance Operation And Equipment (Vote for 1)

Precinct	Times Cast	Registered Voters
County		
Montmorency County Michigan		
Montmorency Township, Precinct 1	257	530
Montmorency Township, Precinct 2	231	441
Montmorency County Michigan - Total	488	971
Cumulative		
Cumulative	0	0
Cumulative - Total	0	0
County - Total	488	971

Precinct	Yes	No	Total Votes
County			
Montmorency County Michigan			
Montmorency Township, Precinct 1	183	63	246
Montmorency Township, Precinct 2	187	31	218
Montmorency County Michigan - Total	370	94	464
Cumulative			
Cumulative	0	0	0
Cumulative - Total	0	0	0
County - Total	370	94	464

Precinct	Unresolved Write-In
County	
Montmorency County Michigan	
Montmorency Township, Precinct 1	0
Montmorency Township, Precinct 2	0
Montmorency County Michigan - Total	0
Cumulative	
Cumulative	0
Cumulative - Total	0
County - Total	0

Rust Township Millage Renewal For Fire Department Operation And Equipment (Vote for 1)

Precinct	Times Cast	Registered Voters
County		
Montmorency County Michigan		
Rust Township, Precinct 1	183	422
Montmorency County Michigan - Total	183	422
Cumulative		
Cumulative	0	0
Cumulative - Total	0	0
County - Total	183	422

Precinct	Yes	No	Total Votes
County			
Montmorency County Michigan			
Rust Township, Precinct 1	141	35	176
Montmorency County Michigan - Total	141	35	176
Cumulative			
Cumulative	0	0	0
Cumulative - Total	0	0	0
County - Total	141	35	176

Precinct	Unresolved Write-In
County	
Montmorency County Michigan	
Rust Township, Precinct 1	0
Montmorency County Michigan - Total	0
Cumulative	
Cumulative	0
Cumulative - Total	0
County - Total	0

Vienna Township Millage Renewal For Emergency Medical Service (Vote for 1)

Precinct	Times Cast	Registered Voters
County		
Montmorency County Michigan		
Vienna Township, Precinct 1	208	476
Montmorency County Michigan - Total	208	476
Cumulative		
Cumulative	0	0
Cumulative - Total	0	0
County - Total	208	476

Precinct	Yes	No	Total Votes
County			
Montmorency County Michigan			
Vienna Township, Precinct 1	169	34	203
Montmorency County Michigan - Total	169	34	203
Cumulative			
Cumulative	0	0	0
Cumulative - Total	0	0	0
County - Total	169	34	203

Precinct	Unresolved Write-In
County	
Montmorency County Michigan	
Vienna Township, Precinct 1	0
Montmorency County Michigan - Total	0
Cumulative	
Cumulative	0
Cumulative - Total	0
County - Total	0

Johannesburg-Lewiston Area Schools Bonding Proposal (Vote for 1)

Precinct	Times Cast	Registered Voters
County		
Montmorency County Michigan		
Albert Township, Precinct 1	897	2,162
Vienna Township, Precinct 1	115	288
Greenwood Township, Precinct 1 (Oscoda County)	323	0
Charlton Township, Precinct 1 (Otsego County)	443	0
Chester Township, Precinct 1 (Otsego County)	157	0
Dover Township, Precinct 1 (Otsego County)	101	0
Montmorency County Michigan - Total	2,036	2,450
Cumulative	0	0
Cumulative - Total	0	0
County - Total	2,036	2,450

Precinct	Yes	No	Total Votes
County			
Montmorency County Michigan			
Albert Township, Precinct 1	436	418	854
Vienna Township, Precinct 1	52	58	110
Greenwood Township, Precinct 1 (Oscoda County)	168	155	323
Charlton Township, Precinct 1 (Otsego County)	217	226	443
Chester Township, Precinct 1 (Otsego County)	70	87	157
Dover Township, Precinct 1 (Otsego County)	39	62	101
Montmorency County Michigan - Total	982	1,006	1,988
Cumulative	0	0	0
Cumulative - Total	0	0	0
County - Total	982	1,006	1,988

Precinct	Unresolved Write-In
County	
Montmorency County Michigan	
Albert Township, Precinct 1	0
Vienna Township, Precinct 1	0
Greenwood Township, Precinct 1 (Oscoda County)	0
Charlton Township, Precinct 1 (Otsego County)	0
Chester Township, Precinct 1 (Otsego County)	0
Dover Township, Precinct 1 (Otsego County)	0
Montmorency County Michigan - Total	0
Cumulative	
Cumulative	0
Cumulative - Total	0
County - Total	0

Canvass Results Report

Election Night Results

Run Time 6:25 PM
Run Date 08/13/2020

Muskegon County, Michigan

Primary Election

8/4/2020

Page 1

Official Results

Registered Voters
39421 of 135671 = 29.06%

Precincts Reporting
68 of 68 = 100.00%

United States Senator - Democratic Party - Vote for not more than 1

Precinct	Canv Ballots	Cast Votes	Blank Ballots	Overvotes	Undervotes	Abstain Ballots Cast	Precinct Ballots Cast	Total Ballots Cast	Registered Voters	Turnout Percentage
Blue Lake Township	244	244	21	0	18	0	591	591	1,975	29.92%
Casnovia Township	127	127	7	0	25	0	574	574	1,943	29.54%
Cedar Creek Township	293	293	27	0	34	477	229	706	2,594	27.22%
Dalton Township	829	829	111	1	80	1,275	667	1,942	7,214	26.92%
Egelston Township	969	969	362	1	108	0	2,139	2,139	8,054	26.56%
Fruitland Township, Precinct 1	452	452	45	0	40	713	301	1,014	2,373	42.73%
Fruitland Township, Precinct 2	370	370	45	0	39	577	229	806	2,344	34.39%
Fruitport Charter Township, Precinct 1	373	373	74	2	28	619	358	977	2,711	36.04%
Fruitport Charter Township, Precinct 2	342	342	57	0	28	523	264	787	2,853	27.58%
Fruitport Charter Township, Precinct 3	486	486	97	0	34	620	415	1,035	2,762	37.47%
Fruitport Charter Township, Precinct 4	474	474	93	1	48	833	293	1,126	3,082	36.53%
Holton Township, Precinct 1	184	184	17	0	24	0	554	554	1,884	29.41%
Laketon Township, Precinct 1	281	281	47	1	47	424	261	685	1,667	41.09%
Laketon Township, Precinct 2	444	444	52	0	54	628	302	930	2,435	38.19%
Laketon Township, Precinct 3	276	276	34	1	38	448	208	656	2,097	31.28%
Montague Township, Precinct 1	142	142	13	0	33	0	398	398	1,262	31.54%

Canvass Results Report

Election Night Results

Run Time 6:25 PM
Run Date 08/13/2020

Muskegon County, Michigan

Primary Election

8/4/2020

Page 2

Official Results

Registered Voters
39421 of 135671 = 29.06%

Precincts Reporting
68 of 68 = 100.00%

United States Senator - Democratic Party - Vote for not more than 1

Precinct	Ballot 1	Ballot 2	Ballot 3	Ballot 4	Ballot 5	Absentee Ballots Cast	Precinct Ballots Cast	Total Ballots Cast	Registered Voters	Turnout Percentage
Moorland Township, Precinct 1	154	154	65	0	19	0	469	469	1,266	37.05%
Muskegon Charter Township, Precinct 1	233	233	20	0	11	284	124	408	1,925	21.19%
Muskegon Charter Township, Precinct 2	229	229	28	0	11	243	197	440	1,606	27.40%
Muskegon Charter Township, Precinct 3	374	374	59	0	18	481	265	746	2,058	36.25%
Muskegon Charter Township, Precinct 4	410	410	72	0	36	488	272	760	2,438	31.17%
Muskegon Charter Township, Precinct 5	252	252	22	0	16	300	167	467	2,227	20.97%
Muskegon Charter Township, Precinct 6	242	242	24	0	8	249	171	420	1,837	22.86%
Muskegon Charter Township, Precinct 7	167	167	16	1	15	178	139	317	1,434	22.11%
Ravenna Township, Precinct 1	157	157	45	0	46	485	292	777	2,273	34.18%
Sullivan Township, Precinct 1	226	226	29	0	37	355	244	599	2,050	29.22%
White River Township, Precinct 1	191	191	17	0	35	0	486	486	1,188	40.91%
Whitehall Township, Precinct 1	219	219	25	0	34	0	518	518	1,478	35.05%
City of Montague, Precinct 1	321	321	27	0	13	0	644	644	1,909	33.73%
City of Muskegon, Precinct 1	217	217	13	0	20	248	68	316	1,656	19.08%

Canvass Results Report

Election Night Results

Run Time 6:25 PM
Run Date 08/13/2020

Muskegon County, Michigan

Primary Election

8/4/2020

Page 3

Official Results

Registered Voters
39421 of 135671 = 29.06%

Precincts Reporting
68 of 68 = 100.00%

United States Senator - Democratic Party - Vote for not more than 1

Precinct	Gary Finken	Carl Weber	John V. Miller	Paul V. Miller	Michael Miller	Alberta Balloua Carr	Precinct Balloua Carr	Total Ballots Cast	Registered Voters	Turnout Percentage
City of Muskegon, Precinct 2	283	283	17	0	15	252	111	363	1,688	21.50%
City of Muskegon, Precinct 3	256	256	13	1	15	231	95	326	1,730	18.84%
City of Muskegon, Precinct 4	242	242	10	0	18	274	97	371	1,824	20.34%
City of Muskegon, Precinct 5	204	204	9	0	13	174	84	258	1,814	14.22%
City of Muskegon, Precinct 6	184	184	17	0	12	171	83	254	1,992	12.75%
City of Muskegon, Precinct 7	408	408	24	0	23	453	122	575	2,405	23.91%
City of Muskegon, Precinct 8	152	152	12	0	15	148	79	227	1,770	12.82%
City of Muskegon, Precinct 9	259	259	8	0	18	241	99	340	2,493	13.64%
City of Muskegon, Precinct 10	355	355	28	0	29	403	170	573	2,402	23.86%
City of Muskegon, Precinct 11	353	353	27	1	23	434	127	561	2,056	27.29%
City of Muskegon, Precinct 12	432	432	23	1	26	474	197	671	1,950	34.41%
City of Muskegon, Precinct 13	306	306	34	0	24	373	141	514	1,678	30.63%
City of Muskegon, Precinct 14	434	434	62	0	22	548	191	739	1,319	56.03%
City of Muskegon Heights, Precinct 1	306	306	14	0	13	204	144	348	2,235	15.57%
City of Muskegon Heights, Precinct 2	200	200	16	0	15	130	108	238	2,048	11.62%
City of Muskegon Heights, Precinct 3	187	187	7	0	9	129	88	217	1,954	11.11%
City of Muskegon Heights, Precinct 4	269	269	15	1	29	209	128	337	2,369	14.23%

Canvass Results Report

Election Night Results

Run Time 6:25 PM
Run Date 08/13/2020

Muskegon County, Michigan

Primary Election

8/4/2020

Page 4

Official Results

Registered Voters
39421 of 135671 = 29.06%

Precincts Reporting
68 of 68 = 100.00%

United States Senator - Democratic Party - Vote for not more than 1

Precinct	Gary Peters	Tim Walz	John Delaney	Chris Van Hollen	Frank Lautenberg	Al Franken	Precinct Ballots Cast	Total Ballots Cast	Registered Voters	Turnout Percentage
City of North Muskegon, Precinct 1	274	274	31	0	15	357	210	567	1,561	36.32%
City of North Muskegon, Precinct 2	372	372	92	0	13	509	345	854	1,726	49.48%
City of Norton Shores, Precinct 1	159	159	6	0	17	180	100	280	1,890	14.81%
City of Norton Shores, Precinct 2	269	269	30	0	42	459	154	613	1,877	32.66%
City of Norton Shores, Precinct 3	233	233	17	0	56	463	139	602	1,844	32.65%
City of Norton Shores, Precinct 4	250	250	22	0	36	457	155	612	2,049	29.87%
City of Norton Shores, Precinct 5	323	323	46	0	49	570	226	796	2,003	39.74%
City of Norton Shores, Precinct 6	256	256	20	1	36	423	184	607	1,672	36.30%
City of Norton Shores, Precinct 7	370	370	40	0	59	692	227	919	2,052	44.79%
City of Norton Shores, Precinct 8	329	329	23	0	62	644	189	833	2,086	39.93%
City of Norton Shores, Precinct 9	414	414	38	0	39	567	156	723	2,368	30.53%
City of Norton Shores, Precinct 10	431	431	31	0	62	703	203	906	2,244	40.37%

Canvass Results Report

Election Night Results

Run Time 6:25 PM
Run Date 08/13/2020

Muskegon County, Michigan

Primary Election

8/4/2020

Page 5

Official Results

Registered Voters
39421 of 135671 = 29.06%

Precincts Reporting
68 of 68 = 100.00%

United States Senator - Democratic Party - Vote for not more than 1

Precinct	City Petition	Count Votes	Ballots Cast	Count Votes	Ballots Cast	Abandoned Ballots Cast	Precinct Ballots Cast	Total Ballots Cast	Registered Voters	Turnout Percentage
City of Roosevelt Park, Precinct 1	285	285	34	0	15	0	499	499	1,642	30.39%
City of Roosevelt Park, Precinct 2	248	248	31	0	12	0	428	428	1,557	27.49%
City of Whitehall, Precinct 1	363	363	37	0	22	0	802	802	2,259	35.50%
Totals	19,084	19,084	2,398	13	1,851	21,320	17,920	39,240	135,152	29.03%

Canvass Results Report

Election Night Results

Run Time 6:25 PM
Run Date 08/13/2020

Muskegon County, Michigan

Primary Election

8/4/2020

Page 6

Official Results

Registered Voters
39421 of 135671 = 29.06%

Precincts Reporting
68 of 68 = 100.00%

Representative in Congress - Democratic Party - Vote for not more than 1

Precinct	Blue Representative	Green Representative	Red Representative	Blue Representative	Green Representative	Red Representative	Blue Representative	Green Representative	Red Representative	Total Ballots Cast	Registered Voters	Turnout Percentage
Blue Lake Township	238	238	27	0	12	0	591	591	1,975	29.92%		
Casnovia Township	128	128	6	0	13	0	574	574	1,943	29.54%		
Cedar Creek Township	282	282	38	0	29	477	229	706	2,594	27.22%		
Dalton Township	806	806	135	0	46	1,275	667	1,942	7,214	26.92%		
Egelston Township	910	910	419	3	77	0	2,139	2,139	8,054	26.56%		
Fruitland Township, Precinct 1	431	431	66	0	34	713	301	1,014	2,373	42.73%		
Fruitland Township, Precinct 2	358	358	57	0	32	577	229	806	2,344	34.39%		
Fruitport Charter Township, Precinct 1	364	364	85	0	21	619	358	977	2,711	36.04%		
Fruitport Charter Township, Precinct 2	327	327	72	0	16	523	264	787	2,853	27.58%		
Fruitport Charter Township, Precinct 3	456	456	125	2	17	620	415	1,035	2,762	37.47%		
Fruitport Charter Township, Precinct 4	453	453	115	0	26	833	293	1,126	3,082	36.53%		
Holton Township, Precinct 1	180	180	21	0	17	0	554	554	1,884	29.41%		
Laketon Township, Precinct 1	270	270	59	0	40	424	261	685	1,667	41.09%		
Laketon Township, Precinct 2	425	425	71	0	46	628	302	930	2,435	38.19%		
Laketon Township, Precinct 3	264	264	47	0	36	448	208	656	2,097	31.28%		
Montague Township, Precinct 1	136	136	19	0	31	0	398	398	1,262	31.54%		

Canvass Results Report

Election Night Results

Run Time 6:25 PM
Run Date 08/13/2020

Muskegon County, Michigan

Primary Election

8/4/2020

Page 7

Official Results

Registered Voters

39421 of 135671 = 29.06%

Precincts Reporting

68 of 68 = 100.00%

Representative in Congress - Democratic Party - Vote for not more than 1

Precinct	Ballot 1	Ballot 2	Ballot 3	Ballot 4	Ballot 5	Ballot 6	Ballot 7	Ballot 8	Ballot 9	Registered Voters	Turnout Percentage
Moorland Township, Precinct 1	144	144	75	0	13	0	469	469	1,266	37.05%	
Muskegon Charter Township, Precinct 1	221	221	32	0	12	284	124	408	1,925	21.19%	
Muskegon Charter Township, Precinct 2	220	220	37	0	7	243	197	440	1,606	27.40%	
Muskegon Charter Township, Precinct 3	363	363	70	0	11	481	265	746	2,058	36.25%	
Muskegon Charter Township, Precinct 4	392	392	90	0	22	488	272	760	2,438	31.17%	
Muskegon Charter Township, Precinct 5	241	241	32	1	9	300	167	467	2,227	20.97%	
Muskegon Charter Township, Precinct 6	234	234	32	0	6	249	171	420	1,837	22.86%	
Muskegon Charter Township, Precinct 7	153	153	31	0	10	178	139	317	1,434	22.11%	
Ravenna Township, Precinct 1	152	152	50	0	34	485	292	777	2,273	34.18%	
Sullivan Township, Precinct 1	214	214	41	0	23	355	244	599	2,050	29.22%	
White River Township, Precinct 1	187	187	21	0	27	0	486	486	1,188	40.91%	
Whitehall Township, Precinct 1	209	209	35	0	28	0	518	518	1,478	35.05%	
City of Montague, Precinct 1	314	314	34	0	7	0	644	644	1,909	33.73%	
City of Muskegon, Precinct 1	209	209	21	0	11	248	68	316	1,656	19.08%	

Canvass Results Report

Election Night Results

Run Time 6:25 PM
Run Date 08/13/2020

Muskegon County, Michigan

Primary Election

8/4/2020

Page 8

Official Results

Registered Voters
39421 of 135671 = 29.06%

Precincts Reporting
68 of 68 = 100.00%

Representative in Congress - Democratic Party - Vote for not more than 1

Precinct	By Mail Ballot	Canvass	Early Voting	Provisional	Ballot Boxes	Absentee Ballots Cast	Precinct Ballots Cast	Total Ballots Cast	Registered Voters	Turnout Percentage
City of Muskegon, Precinct 2	273	273	27	0	10	252	111	363	1,688	21.50%
City of Muskegon, Precinct 3	237	237	33	0	16	231	95	326	1,730	18.84%
City of Muskegon, Precinct 4	229	229	23	0	10	274	97	371	1,824	20.34%
City of Muskegon, Precinct 5	198	198	14	1	11	174	84	258	1,814	14.22%
City of Muskegon, Precinct 6	175	175	26	0	11	171	83	254	1,992	12.75%
City of Muskegon, Precinct 7	393	393	39	0	15	453	122	575	2,405	23.91%
City of Muskegon, Precinct 8	149	149	15	0	9	148	79	227	1,770	12.82%
City of Muskegon, Precinct 9	246	246	21	0	8	241	99	340	2,493	13.64%
City of Muskegon, Precinct 10	345	345	38	0	20	403	170	573	2,402	23.86%
City of Muskegon, Precinct 11	340	340	40	1	10	434	127	561	2,056	27.29%
City of Muskegon, Precinct 12	416	416	40	0	19	474	197	671	1,950	34.41%
City of Muskegon, Precinct 13	292	292	48	0	16	373	141	514	1,678	30.63%
City of Muskegon, Precinct 14	424	424	72	0	12	548	191	739	1,319	56.03%
City of Muskegon Heights, Precinct 1	285	285	35	0	9	204	144	348	2,235	15.57%
City of Muskegon Heights, Precinct 2	191	191	25	0	10	130	108	238	2,048	11.62%
City of Muskegon Heights, Precinct 3	180	180	14	0	7	129	88	217	1,954	11.11%
City of Muskegon Heights, Precinct 4	252	252	32	1	21	209	128	337	2,369	14.23%

Canvass Results Report

Election Night Results

Run Time 6:25 PM
Run Date 08/13/2020

Muskegon County, Michigan

Primary Election

8/4/2020

Page 9

Official Results

Registered Voters

39421 of 135671 = 29.06%

Precincts Reporting

68 of 68 = 100.00%

Representative in Congress - Democratic Party - Vote for not more than 1

Precinct	Ballots Cast	Ballots Cast	Ballots Cast	Ballots Cast	Ballots Cast	Ballots Cast	Ballots Cast	Total Ballots Cast	Registered Voters	Turnout Percentage
City of North Muskegon, Precinct 1	267	267	38	0	13	357	210	567	1,561	36.32%
City of North Muskegon, Precinct 2	347	347	117	0	8	509	345	854	1,726	49.48%
City of Norton Shores, Precinct 1	150	150	15	0	12	180	100	280	1,890	14.81%
City of Norton Shores, Precinct 2	267	267	32	0	30	459	154	613	1,877	32.66%
City of Norton Shores, Precinct 3	226	226	24	0	38	463	139	602	1,844	32.65%
City of Norton Shores, Precinct 4	236	236	36	0	25	457	155	612	2,049	29.87%
City of Norton Shores, Precinct 5	310	310	58	1	34	570	226	796	2,003	39.74%
City of Norton Shores, Precinct 6	248	248	29	0	32	423	184	607	1,672	36.30%
City of Norton Shores, Precinct 7	357	357	53	0	48	692	227	919	2,052	44.79%
City of Norton Shores, Precinct 8	317	317	35	0	41	644	189	833	2,086	39.93%
City of Norton Shores, Precinct 9	398	398	53	1	19	567	156	723	2,368	30.53%
City of Norton Shores, Precinct 10	421	421	40	1	42	703	203	906	2,244	40.37%

Canvass Results Report

Election Night Results

Run Time 6:25 PM
Run Date 08/13/2020

Muskegon County, Michigan

Primary Election

8/4/2020

Page 10

Official Results

Registered Voters
39421 of 135671 = 29.06%

Precincts Reporting
68 of 68 = 100.00%

Representative in Congress - Democratic Party - Vote for not more than 1

Precinct	Dem	Rep	Lib	Gre	Ind	Abstain	Precinct Ballots Cast	Total Ballots Cast	Registered Voters	Turnout Percentage
City of Roosevelt Park, Precinct 1	271	271	47	1	13	0	499	499	1,642	30.39%
City of Roosevelt Park, Precinct 2	236	236	42	1	9	0	428	428	1,557	27.49%
City of Whitehall, Precinct 1	340	340	60	0	14	0	802	802	2,259	35.50%
Totals	18,297	18,297	3,184	14	1,305	21,320	17,920	39,240	135,152	29.03%

Canvass Results Report

Election Night Results

Run Time 6:25 PM
Run Date 08/13/2020

Muskegon County, Michigan

Primary Election

8/4/2020

Page 11

Official Results

Registered Voters
39421 of 135671 = 29.06%

Precincts Reporting
68 of 68 = 100.00%

Representative in State Legislature 91st District - Democratic Party - Vote for not more than 1

Precinct	Blue Lake	Casnovia	Cedar Creek	Dalton	Egelston	Fruitport	Holton	Montague	Moorland	Ravenna	Sullivan	White River	City of Montague	Total Ballots Cast	Registered Voters	Turnout Percentage
Blue Lake Township	240	240	25	0	15	0	591	591	1,975	29.92%						
Casnovia Township	125	125	8	1	11	0	574	574	1,943	29.54%						
Cedar Creek Township	290	290	30	0	25	477	229	706	2,594	27.22%						
Dalton Township	807	807	132	2	53	1,275	667	1,942	7,214	26.92%						
Egelston Township	905	905	426	1	83	0	2,139	2,139	8,054	26.56%						
Fruitport Charter Township, Precinct 1	363	363	86	0	22	619	358	977	2,711	36.04%						
Fruitport Charter Township, Precinct 2	326	326	73	0	18	523	264	787	2,853	27.58%						
Fruitport Charter Township, Precinct 3	472	472	111	0	21	620	415	1,035	2,762	37.47%						
Fruitport Charter Township, Precinct 4	454	454	114	0	33	833	293	1,126	3,082	36.53%						
Holton Township, Precinct 1	180	180	21	0	21	0	554	554	1,884	29.41%						
Montague Township, Precinct 1	134	134	21	0	31	0	398	398	1,262	31.54%						
Moorland Township, Precinct 1	143	143	76	0	13	0	469	469	1,266	37.05%						
Ravenna Township, Precinct 1	151	151	51	0	35	485	292	777	2,273	34.18%						
Sullivan Township, Precinct 1	218	218	37	0	24	355	244	599	2,050	29.22%						
White River Township, Precinct 1	186	186	22	0	25	0	486	486	1,188	40.91%						
City of Montague, Precinct 1	311	311	37	0	11	0	644	644	1,909	33.73%						

Canvass Results Report

Election Night Results

Run Time 6:25 PM
Run Date 08/13/2020

Muskegon County, Michigan

Primary Election

8/4/2020

Page 12

Official Results

Registered Voters

39421 of 135671 = 29.06%

Precincts Reporting

68 of 68 = 100.00%

Representative in State Legislature 91st District - Democratic Party - Vote for not more than 1

Precinct	2020 Election Results					2020 Election Results		Total Ballots Cast	Registered Voters	Turnout Percentage
	Ballots Cast	Democrat	Republican	Other	Ballots Cast	Democrat				
City of Norton Shores, Precinct 1	155	155	10	0	9	180	100	280	1,890	14.81%
City of Norton Shores, Precinct 2	260	260	39	0	27	459	154	613	1,877	32.66%
City of Norton Shores, Precinct 3	223	223	27	0	43	463	139	602	1,844	32.65%
City of Norton Shores, Precinct 4	242	242	29	1	28	457	155	612	2,049	29.87%
City of Norton Shores, Precinct 5	313	313	56	0	45	570	226	796	2,003	39.74%
City of Norton Shores, Precinct 6	246	246	31	0	31	423	184	607	1,672	36.30%
City of Norton Shores, Precinct 7	357	357	53	0	50	692	227	919	2,052	44.79%
City of Norton Shores, Precinct 8	319	319	33	0	49	644	189	833	2,086	39.93%
City of Norton Shores, Precinct 9	401	401	51	0	13	567	156	723	2,368	30.53%
City of Norton Shores, Precinct 10	420	420	42	0	38	703	203	906	2,244	40.37%
City of Roosevelt Park, Precinct 1	275	275	44	0	14	0	499	499	1,642	30.39%
City of Roosevelt Park, Precinct 2	242	242	37	0	11	0	428	428	1,557	27.49%

Canvass Results Report

Muskegon County, Michigan

Official Results

Election Night Results

Primary Election

Registered Voters
39421 of 135671 = 29.06%

Precincts Reporting

68 of 68 = 100.00%

Run Time 6:25 PM

8/4/2020

Run Date 08/13/2020

Page 13

Representative in State Legislature 91st District - Democratic Party - Vote for not more than 1

Precinct	Brian Horvath	Paul Ryan	John L. K. Ryan	Chris Smith	David L. Smith	Abundant Ballots Cast	Precinct Ballots Cast	Total Ballots Cast	Registered Voters	Turnout Percentage
City of Whitehall, Precinct 1	360	360	40	0	20	0	802	802	2,259	35.50%
Totals	9,118	9,118	1,762	5	819	10,345	12,079	22,424	70,563	31.78%

Canvass Results Report

Election Night Results

Run Time 6:25 PM
Run Date 08/13/2020

Muskegon County, Michigan

Primary Election

8/4/2020

Page 14

Official Results

Registered Voters

39421 of 135671 = 29.06%

Precincts Reporting

68 of 68 = 100.00%

Representative in State Legislature 92nd District - Democratic Party - Vote for not more than 1

Precinct	Party 1 Votes	Party 2 Votes	Party 3 Votes	Party 4 Votes	Party 5 Votes	Absentee Ballots Cast	Precinct Ballots Cast	Total Ballots Cast	Registered Voters	Turnout Percentage
Fruitland Township, Precinct 1	439	439	58	0	41	713	301	1,014	2,373	42.73%
Fruitland Township, Precinct 2	372	372	43	0	42	577	229	806	2,344	34.39%
Laketon Township, Precinct 1	298	298	31	0	49	424	261	685	1,667	41.09%
Laketon Township, Precinct 2	443	443	53	0	62	628	302	930	2,435	38.19%
Laketon Township, Precinct 3	279	279	32	0	46	448	208	656	2,097	31.28%
Muskegon Charter Township, Precinct 1	233	233	20	0	17	284	124	408	1,925	21.19%
Muskegon Charter Township, Precinct 2	226	226	31	0	12	243	197	440	1,606	27.40%
Muskegon Charter Township, Precinct 3	380	380	53	0	29	481	265	746	2,058	36.25%
Muskegon Charter Township, Precinct 4	416	416	66	0	35	488	272	760	2,438	31.17%
Muskegon Charter Township, Precinct 5	254	254	19	1	15	300	167	467	2,227	20.97%
Muskegon Charter Township, Precinct 6	246	246	20	0	15	249	171	420	1,837	22.86%
Muskegon Charter Township, Precinct 7	164	164	19	1	13	178	139	317	1,434	22.11%
Whitehall Township, Precinct 1	224	224	20	0	31	0	518	518	1,478	35.05%
City of Muskegon, Precinct 1	216	216	14	0	18	248	68	316	1,656	19.08%
City of Muskegon, Precinct 2	283	283	17	0	18	252	111	363	1,688	21.50%

Canvass Results Report

Election Night Results

Run Time 6:25 PM
Run Date 08/13/2020

Muskegon County, Michigan

Primary Election

8/4/2020

Page 15

Official Results

Registered Voters
39421 of 135671 = 29.06%

Precincts Reporting
68 of 68 = 100.00%

Representative in State Legislature 92nd District - Democratic Party - Vote for not more than 1

Precinct	Terry J. Balda	Chris Hoyer	John P. Miller	Chris Vanden	Frank Wynn	Absentee Ballots Cast	Precinct Ballots Cast	Total Ballots Cast	Registered Voters	Turnout Percentage
City of Muskegon, Precinct 3	252	252	18	0	24	231	95	326	1,730	18.84%
City of Muskegon, Precinct 4	236	236	15	1	23	274	97	371	1,824	20.34%
City of Muskegon, Precinct 5	199	199	14	0	14	174	84	258	1,814	14.22%
City of Muskegon, Precinct 6	183	183	17	1	14	171	83	254	1,992	12.75%
City of Muskegon, Precinct 7	408	408	23	1	22	453	122	575	2,405	23.91%
City of Muskegon, Precinct 8	152	152	12	0	13	148	79	227	1,770	12.82%
City of Muskegon, Precinct 9	257	257	10	0	18	241	99	340	2,493	13.64%
City of Muskegon, Precinct 10	356	356	27	0	33	403	170	573	2,402	23.86%
City of Muskegon, Precinct 11	344	344	35	2	25	434	127	561	2,056	27.29%
City of Muskegon, Precinct 12	424	424	32	0	30	474	197	671	1,950	34.41%
City of Muskegon, Precinct 13	306	306	34	0	24	373	141	514	1,678	30.63%
City of Muskegon, Precinct 14	440	440	56	0	21	548	191	739	1,319	56.03%
City of Muskegon Heights, Precinct 1	296	296	24	0	11	204	144	348	2,235	15.57%
City of Muskegon Heights, Precinct 2	200	200	15	1	15	130	108	238	2,048	11.62%
City of Muskegon Heights, Precinct 3	188	188	6	0	9	129	88	217	1,954	11.11%
City of Muskegon Heights, Precinct 4	267	267	18	0	30	209	128	337	2,369	14.23%
City of North Muskegon, Precinct 1	277	277	28	0	20	357	210	567	1,561	36.32%

Canvass Results Report

Muskegon County, Michigan

Official Results

Election Night Results

Primary Election

Registered Voters
39421 of 135671 = 29.06%

Precincts Reporting
68 of 68 = 100.00%

Run Time 6:25 PM
Run Date 08/13/2020

8/4/2020
Page 16

Representative in State Legislature 92nd District - Democratic Party - Vote for not more than 1

Precinct	Perry J. Kelly	Chris Weber	Chris Weber	Chris Weber	Chris Weber	Abraham Ballentine Cast	Perry J. Kelly Cast	Total Ballots Cast	Registered Voters	Turnout Percentage
City of North Muskegon, Precinct 2	383	383	81	0	15	509	345	854	1,726	49.48%
Totals	9,641	9,641	961	8	804	10,975	5,841	16,816	64,589	26.04%

Canvass Results Report

Election Night Results

Run Time 6:25 PM
Run Date 08/13/2020

Muskegon County, Michigan

Primary Election

8/4/2020

Page 61

Official Results

Registered Voters

39421 of 135671 = 29.06%

Precincts Reporting

68 of 68 = 100.00%

United States Senator - Republican Party - Vote for not more than 1

Precinct	John Lister	Cast Ballot	Under Votes	Over Votes	Invalid Votes	Absentee Ballots Cast	Precinct Ballots Cast	Total Ballots Cast	Registered Voters	Turnout Percentage
Blue Lake Township	276	276	25	0	2	0	591	591	1,975	29.92%
Casnovia Township	371	371	29	0	14	0	574	574	1,943	29.54%
Cedar Creek Township	293	293	24	2	33	477	229	706	2,594	27.22%
Dalton Township	782	782	53	1	72	1,275	667	1,942	7,214	26.92%
Egelston Township	527	527	39	0	111	0	2,139	2,139	8,054	26.56%
Fruitland Township, Precinct 1	384	384	23	0	37	713	301	1,014	2,373	42.73%
Fruitland Township, Precinct 2	290	290	23	0	27	577	229	806	2,344	34.39%
Fruitport Charter Township, Precinct 1	413	413	27	0	55	619	358	977	2,711	36.04%
Fruitport Charter Township, Precinct 2	282	282	22	0	49	523	264	787	2,853	27.58%
Fruitport Charter Township, Precinct 3	344	344	26	0	42	620	415	1,035	2,762	37.47%
Fruitport Charter Township, Precinct 4	388	388	27	0	85	833	293	1,126	3,082	36.53%
Holton Township, Precinct 1	265	265	44	0	21	0	554	554	1,884	29.41%
Laketon Township, Precinct 1	255	255	16	0	31	424	261	685	1,667	41.09%
Laketon Township, Precinct 2	314	314	26	0	28	628	302	930	2,435	38.19%
Laketon Township, Precinct 3	253	253	19	0	18	448	208	656	2,097	31.28%
Montague Township, Precinct 1	179	179	13	1	11	0	398	398	1,262	31.54%

Canvass Results Report

Muskegon County, Michigan

Official Results

Election Night Results

Primary Election

Registered Voters

39421 of 135671 = 29.06%

Precincts Reporting

68 of 68 = 100.00%

Run Time 6:25 PM
Run Date 08/13/2020

8/4/2020

Page 62

United States Senator - Republican Party - Vote for not more than 1

Precinct	John F. Kennedy	Charles Schumer	Elizabeth Warren	Chris Van Hollen	Mark Warner	Al Franken	Precinct Ballot Cast	Total Ballots Cast	Registered Voters	Turnout Percentage
Moorland Township, Precinct 1	191	191	22	1	13	0	469	469	1,266	37.05%
Muskegon Charter Township, Precinct 1	108	108	7	0	28	284	124	408	1,925	21.19%
Muskegon Charter Township, Precinct 2	151	151	8	0	10	243	197	440	1,606	27.40%
Muskegon Charter Township, Precinct 3	244	244	11	0	30	481	265	746	2,058	36.25%
Muskegon Charter Township, Precinct 4	203	203	10	0	22	488	272	760	2,438	31.17%
Muskegon Charter Township, Precinct 5	149	149	10	0	18	300	167	467	2,227	20.97%
Muskegon Charter Township, Precinct 6	119	119	6	0	17	249	171	420	1,837	22.86%
Muskegon Charter Township, Precinct 7	92	92	10	0	18	178	139	317	1,434	22.11%
Ravenna Township, Precinct 1	447	447	44	0	27	485	292	777	2,273	34.18%
Sullivan Township, Precinct 1	248	248	14	1	32	355	244	599	2,050	29.22%
White River Township, Precinct 1	200	200	16	0	22	0	486	486	1,188	40.91%
Whitehall Township, Precinct 1	190	190	26	0	13	0	518	518	1,478	35.05%
City of Montague, Precinct 1	252	252	8	0	21	0	644	644	1,909	33.73%
City of Muskegon, Precinct 1	50	50	5	0	14	248	68	316	1,656	19.08%

Canvass Results Report

Election Night Results

Run Time 6:25 PM
Run Date 08/13/2020

Muskegon County, Michigan

Primary Election

8/4/2020

Page 63

Official Results

Registered Voters

39421 of 135671 = 29.06%

Precincts Reporting

68 of 68 = 100.00%

United States Senator - Republican Party - Vote for not more than 1

Precinct	Ballots Cast	Ballots Cast	Ballots Cast	Ballots Cast	Ballots Cast	Ballots Cast	Ballots Cast	Ballots Cast	Total Ballots Cast	Registered Voters	Turnout Percentage
City of Muskegon, Precinct 2	39	39	2	0	8	252	111	363	1,688	21.50%	
City of Muskegon, Precinct 3	23	23	1	0	16	231	95	326	1,730	18.84%	
City of Muskegon, Precinct 4	82	82	3	1	16	274	97	371	1,824	20.34%	
City of Muskegon, Precinct 5	23	23	0	1	9	174	84	258	1,814	14.22%	
City of Muskegon, Precinct 6	26	26	3	0	13	171	83	254	1,992	12.75%	
City of Muskegon, Precinct 7	94	94	5	0	14	453	122	575	2,405	23.91%	
City of Muskegon, Precinct 8	39	39	6	0	5	148	79	227	1,770	12.82%	
City of Muskegon, Precinct 9	45	45	2	0	6	241	99	340	2,493	13.64%	
City of Muskegon, Precinct 10	130	130	7	0	21	403	170	573	2,402	23.86%	
City of Muskegon, Precinct 11	112	112	13	0	21	434	127	561	2,056	27.29%	
City of Muskegon, Precinct 12	152	152	9	0	23	474	197	671	1,950	34.41%	
City of Muskegon, Precinct 13	118	118	11	0	15	373	141	514	1,678	30.63%	
City of Muskegon, Precinct 14	179	179	6	0	34	548	191	739	1,319	56.03%	
City of Muskegon Heights, Precinct 1	8	8	0	0	9	204	144	348	2,235	15.57%	
City of Muskegon Heights, Precinct 2	4	4	0	0	7	130	108	238	2,048	11.62%	
City of Muskegon Heights, Precinct 3	11	11	0	0	7	129	88	217	1,954	11.11%	
City of Muskegon Heights, Precinct 4	14	14	1	0	20	209	128	337	2,369	14.23%	

Canvass Results Report

Election Night Results

Run Time 6:25 PM
Run Date 08/13/2020

Muskegon County, Michigan

Primary Election

8/4/2020

Page 64

Official Results

Registered Voters
39421 of 135671 = 29.06%

Precincts Reporting
68 of 68 = 100.00%

United States Senator - Republican Party - Vote for not more than 1

Precinct	John James	Cliff Hodge	Mike Peters	Overton	Gregory White	Alvanine Hubbard-Curt	Precinct Ballots Cast	Total Ballots Cast	Registered Voters	Turnout Percentage
City of North Muskegon, Precinct 1	213	213	12	0	20	357	210	567	1,561	36.32%
City of North Muskegon, Precinct 2	323	323	11	0	30	509	345	854	1,726	49.48%
City of Norton Shores, Precinct 1	78	78	5	0	12	180	100	280	1,890	14.81%
City of Norton Shores, Precinct 2	222	222	25	0	27	459	154	613	1,877	32.66%
City of Norton Shores, Precinct 3	230	230	20	1	29	463	139	602	1,844	32.65%
City of Norton Shores, Precinct 4	242	242	15	0	39	457	155	612	2,049	29.87%
City of Norton Shores, Precinct 5	301	301	24	0	42	570	226	796	2,003	39.74%
City of Norton Shores, Precinct 6	229	229	17	0	40	423	184	607	1,672	36.30%
City of Norton Shores, Precinct 7	335	335	41	1	67	692	227	919	2,052	44.79%
City of Norton Shores, Precinct 8	329	329	37	0	38	644	189	833	2,086	39.93%
City of Norton Shores, Precinct 9	190	190	11	0	29	567	156	723	2,368	30.53%
City of Norton Shores, Precinct 10	304	304	29	0	46	703	203	906	2,244	40.37%

Canvass Results Report

Election Night Results

Run Time 6:25 PM
Run Date 08/13/2020

Muskegon County, Michigan

Primary Election

8/4/2020

Page 65

Official Results

Registered Voters
39421 of 135671 = 29.06%

Precincts Reporting
68 of 68 = 100.00%

United States Senator - Republican Party - Vote for not more than 1

Precinct	Ballot Paper	Cast Ballot	Undervotes	Overvotes	Invalid Ballot	Abandon Ballot Count	Precinct Ballot Count	Total Ballot Count	Registered Voters	Turnout Percentage
City of Roosevelt Park, Precinct 1	144	144	1	0	16	0	499	499	1,642	30.39%
City of Roosevelt Park, Precinct 2	116	116	6	0	15	0	428	428	1,557	27.49%
City of Whitehall, Precinct 1	321	321	19	1	23	0	802	802	2,259	35.50%
Totals	12,936	12,936	975	11	1,638	21,320	17,920	39,240	135,152	29.03%

Canvass Results Report

Muskegon County, Michigan

Official Results

Election Night Results

Primary Election

Registered Voters
39421 of 135671 = 29.06%

Precincts Reporting
68 of 68 = 100.00%

Run Time 6:25 PM
Run Date 08/13/2020

8/4/2020

Page 66

Representative in Congress - Republican Party - Vote for not more than 1

Precinct	Bill Huelskamp	Cliff Frazier	Chris Smith	Chris Christie	Greg Evers	Adrian Espaillat	Precinct Ballots Cast	Total Ballots Cast	Registered Voters	Turnout Percentage
Blue Lake Township	283	283	18	0	8	0	591	591	1,975	29.92%
Casnovia Township	385	385	15	0	25	0	574	574	1,943	29.54%
Cedar Creek Township	297	297	22	0	39	477	229	706	2,594	27.22%
Dalton Township	793	793	43	0	104	1,275	667	1,942	7,214	26.92%
Egelston Township	539	539	27	0	141	0	2,139	2,139	8,054	26.56%
Fruitland Township, Precinct 1	381	381	26	0	44	713	301	1,014	2,373	42.73%
Fruitland Township, Precinct 2	288	288	25	0	30	577	229	806	2,344	34.39%
Fruitport Charter Township, Precinct 1	414	414	26	0	56	619	358	977	2,711	36.04%
Fruitport Charter Township, Precinct 2	285	285	18	1	56	523	264	787	2,853	27.58%
Fruitport Charter Township, Precinct 3	350	350	20	0	57	620	415	1,035	2,762	37.47%
Fruitport Charter Township, Precinct 4	385	385	30	0	104	833	293	1,126	3,082	36.53%
Holton Township, Precinct 1	276	276	33	0	23	0	554	554	1,884	29.41%
Laketon Township, Precinct 1	256	256	15	0	35	424	261	685	1,667	41.09%
Laketon Township, Precinct 2	310	310	30	0	39	628	302	930	2,435	38.19%
Laketon Township, Precinct 3	263	263	9	0	20	448	208	656	2,097	31.28%
Montague Township, Precinct 1	180	180	13	0	13	0	398	398	1,262	31.54%

Canvass Results Report

Election Night Results

Run Time 6:25 PM
Run Date 08/13/2020

Muskegon County, Michigan

Primary Election

8/4/2020

Page 67

Official Results

Registered Voters

39421 of 135671 = 29.06%

Precincts Reporting

68 of 68 = 100.00%

Representative in Congress - Republican Party - Vote for not more than 1

Precinct	Ballot 1	Ballot 2	Ballot 3	Ballot 4	Ballot 5	Absentee Ballots Cast	Precinct Ballots Cast	Total Ballots Cast	Registered Voters	Turnout Percentage
Moorland Township, Precinct 1	202	202	12	0	18	0	469	469	1,266	37.05%
Muskegon Charter Township, Precinct 1	109	109	6	0	30	284	124	408	1,925	21.19%
Muskegon Charter Township, Precinct 2	155	155	4	0	15	243	197	440	1,606	27.40%
Muskegon Charter Township, Precinct 3	246	246	9	0	39	481	265	746	2,058	36.25%
Muskegon Charter Township, Precinct 4	202	202	11	0	35	488	272	760	2,438	31.17%
Muskegon Charter Township, Precinct 5	152	152	7	0	24	300	167	467	2,227	20.97%
Muskegon Charter Township, Precinct 6	114	114	11	0	19	249	171	420	1,837	22.86%
Muskegon Charter Township, Precinct 7	96	96	6	0	25	178	139	317	1,434	22.11%
Ravenna Township, Precinct 1	449	449	41	1	39	485	292	777	2,273	34.18%
Sullivan Township, Precinct 1	254	254	9	0	48	355	244	599	2,050	29.22%
White River Township, Precinct 1	196	196	20	0	32	0	486	486	1,188	40.91%
Whitehall Township, Precinct 1	189	189	27	0	18	0	518	518	1,478	35.05%
City of Montague, Precinct 1	250	250	9	1	24	0	644	644	1,909	33.73%
City of Muskegon, Precinct 1	55	55	0	0	25	248	68	316	1,656	19.08%

Canvass Results Report

Muskegon County, Michigan

Official Results

Election Night Results

Primary Election

Registered Voters
39421 of 135671 = 29.06%

Precincts Reporting

68 of 68 = 100.00%

Run Time 6:25 PM
Run Date 08/13/2020

8/4/2020

Page 68

Representative in Congress - Republican Party - Vote for not more than 1

Precinct	Ballots Cast	Ballots Cast	Ballots Cast	Ballots Cast	Ballots Cast	Ballots Cast	Ballots Cast	Total Ballots Cast	Registered Voters	Turnout Percentage
City of Muskegon, Precinct 2	37	37	4	0	13	252	111	363	1,688	21.50%
City of Muskegon, Precinct 3	22	22	2	0	17	231	95	326	1,730	18.84%
City of Muskegon, Precinct 4	83	83	3	0	22	274	97	371	1,824	20.34%
City of Muskegon, Precinct 5	21	21	2	1	9	174	84	258	1,814	14.22%
City of Muskegon, Precinct 6	26	26	3	0	15	171	83	254	1,992	12.75%
City of Muskegon, Precinct 7	96	96	3	0	24	453	122	575	2,405	23.91%
City of Muskegon, Precinct 8	42	42	3	0	11	148	79	227	1,770	12.82%
City of Muskegon, Precinct 9	45	45	2	0	18	241	99	340	2,493	13.64%
City of Muskegon, Precinct 10	128	128	9	0	33	403	170	573	2,402	23.86%
City of Muskegon, Precinct 11	123	123	1	1	37	434	127	561	2,056	27.29%
City of Muskegon, Precinct 12	154	154	7	0	34	474	197	671	1,950	34.41%
City of Muskegon, Precinct 13	120	120	9	0	25	373	141	514	1,678	30.63%
City of Muskegon, Precinct 14	178	178	7	0	41	548	191	739	1,319	56.03%
City of Muskegon Heights, Precinct 1	8	8	0	0	12	204	144	348	2,235	15.57%
City of Muskegon Heights, Precinct 2	2	2	2	0	10	130	108	238	2,048	11.62%
City of Muskegon Heights, Precinct 3	11	11	0	0	9	129	88	217	1,954	11.11%
City of Muskegon Heights, Precinct 4	14	14	1	0	23	209	128	337	2,369	14.23%

Canvass Results Report

Election Night Results

Run Time 6:25 PM
Run Date 08/13/2020

Muskegon County, Michigan

Primary Election

8/4/2020

Page 69

Official Results

Registered Voters

39421 of 135671 = 29.06%

Precincts Reporting

68 of 68 = 100.00%

Representative in Congress - Republican Party - Vote for not more than 1

Precinct	Ballots Cast	Ballots Cast	Ballots Cast	Ballots Cast	Ballots Cast	Ballots Cast	Precinct Ballots Cast	Total Ballots Cast	Registered Voters	Turnout Percentage
City of North Muskegon, Precinct 1	219	219	6	0	22	357	210	567	1,561	36.32%
City of North Muskegon, Precinct 2	310	310	24	0	36	509	345	854	1,726	49.48%
City of Norton Shores, Precinct 1	81	81	2	0	17	180	100	280	1,890	14.81%
City of Norton Shores, Precinct 2	232	232	15	0	42	459	154	613	1,877	32.66%
City of Norton Shores, Precinct 3	237	237	14	0	48	463	139	602	1,844	32.65%
City of Norton Shores, Precinct 4	249	249	8	0	47	457	155	612	2,049	29.87%
City of Norton Shores, Precinct 5	307	307	18	0	55	570	226	796	2,003	39.74%
City of Norton Shores, Precinct 6	236	236	10	0	50	423	184	607	1,672	36.30%
City of Norton Shores, Precinct 7	338	338	38	1	77	692	227	919	2,052	44.79%
City of Norton Shores, Precinct 8	345	345	21	0	58	644	189	833	2,086	39.93%
City of Norton Shores, Precinct 9	194	194	7	0	45	567	156	723	2,368	30.53%
City of Norton Shores, Precinct 10	307	307	25	1	65	703	203	906	2,244	40.37%

Canvass Results Report

Muskegon County, Michigan

Official Results

Election Night Results

Primary Election

Registered Voters

39421 of 135671 = 29.06%

Precincts Reporting

68 of 68 = 100.00%

Run Time 6:25 PM

8/4/2020

Run Date 08/13/2020

Page 70

Representative in Congress - Republican Party - Vote for not more than 1

Precinct	Ballots Cast	Ballots Cast	Undervotes	Overvotes	Invalid Votes	Absentee Ballots Cast	Precinct Ballots Cast	Total Ballots Cast	Registered Voters	Turnout Percentage
City of Roosevelt Park, Precinct 1	144	144	1	0	18	0	499	499	1,642	30.39%
City of Roosevelt Park, Precinct 2	120	120	2	0	17	0	428	428	1,557	27.49%
City of Whitehall, Precinct 1	330	330	11	0	31	0	802	802	2,259	35.50%
Totals	13,113	13,113	802	7	2,166	21,320	17,920	39,240	135,152	29.03%

Statement of Votes Cast

Open Primary
Newaygo County, Michigan
August 04, 2020

SOVC for: United States Senator (DEM), Rep in Congress 2nd District (DEM), Rep in State

Precinct	Registered Voters	Cards Cast	Voters Cast	% Turnout
County				
Newaygo County				
Michigan				
City of Fremont, Precinct 1	1,669	652	652	39.07%
City of Fremont, Precinct 2	1,618	573	573	35.41%
City of Grant, Precinct 1	625	179	179	28.64%
City of Newaygo, Precinct 1	1,673	428	428	25.58%
City of White Cloud, Precinct 1	858	197	197	22.96%
Ashland Township, Precinct 1	1,984	568	568	28.63%
Barton Township, Precinct 1	584	171	171	29.28%
Beaver Township, Precinct 1	361	109	109	30.19%
Big Prairie Township, Precinct 1	1,954	496	496	25.38%
Bridgeton Township, Precinct 1	1,620	470	470	29.01%
Brooks Township, Precinct 1	1,022	342	342	33.46%
Brooks Township, Precinct 2	1,949	580	580	29.76%
Croton Township, Precinct 1	1,311	406	406	30.97%
Croton Township, Precinct 2	1,510	482	482	31.92%
Dayton Township, Precinct 1	1,574	593	593	37.67%
Denver Township, Precinct 1	1,561	383	383	24.54%
Ensley Township, Precinct 1	1,934	727	727	37.59%
Everett Township, Precinct 1	1,528	388	388	25.39%
Garfield Township, Precinct 1	1,781	567	567	31.84%
Goodwell Township, Precinct 1	433	129	129	29.79%

Grant Township, Precinct 1	2,400	809	809	33.71%
Home Township, Precinct 1	198	78	78	39.39%
Lilley Township, Precinct 1	693	189	189	27.27%
Lincoln Township, Precinct 1	1,091	374	374	34.28%
Merrill Township, Precinct 1	635	193	193	30.39%
Monroe Township, Precinct 1	259	100	100	38.61%
Norwich Township, Precinct 1	440	191	191	43.41%
Sheridan Charter Township, Precinct 1	1,995	669	669	33.53%
Sherman Township, Precinct 1	1,622	604	604	37.24%
Troy Township, Precinct 1	215	61	61	28.37%
Wilcox Township, Precinct 1	885	210	210	23.73%
Newaygo County Michigan - Total	37,982	11,918	11,918	31.38%
Cumulative				
Cumulative	0	0	0	N/A
Cumulative - Total	0	0	0	N/A
County - Total	37,982	11,918	11,918	31.38%

United States Senator (DEM) (Vote for 1)

DEM

Precinct	Times Cast	Registered Voters	Precinct	Gary Peters (DEM)	Total Votes	Unresolved Write-In
County			County			
Newaygo County Michigan			Newaygo County Michigan			
City of Fremont, Precinct 1	652	1,669	City of Fremont, Precinct 1	187	187	2
City of Fremont, Precinct 2	573	1,618	City of Fremont, Precinct 2	133	133	0
City of Grant, Precinct 1	179	625	City of Grant, Precinct 1	29	29	0
City of Newaygo, Precinct 1	428	1,673	City of Newaygo, Precinct 1	112	112	0
City of White Cloud, Precinct 1	197	858	City of White Cloud, Precinct 1	38	38	0
Ashland Township, Precinct 1	568	1,984	Ashland Township, Precinct 1	116	116	0
Barton Township, Precinct 1	171	584	Barton Township, Precinct 1	29	29	0
Beaver Township, Precinct 1	109	361	Beaver Township, Precinct 1	32	32	0
Big Prairie Township, Precinct 1	496	1,954	Big Prairie Township, Precinct 1	147	147	1
Bridgeton Township, Precinct 1	470	1,620	Bridgeton Township, Precinct 1	114	114	1
Brooks Township, Precinct 1	342	1,022	Brooks Township, Precinct 1	80	80	0
Brooks Township, Precinct 2	580	1,949	Brooks Township, Precinct 2	112	112	0
Croton Township, Precinct 1	406	1,311	Croton Township, Precinct 1	109	109	0
Croton Township, Precinct 2	482	1,510	Croton Township, Precinct 2	140	140	2
Dayton Township, Precinct 1	593	1,574	Dayton Township, Precinct 1	148	148	0
Denver Township, Precinct 1	383	1,561	Denver Township, Precinct 1	128	128	0
Ensley Township, Precinct 1	727	1,934	Ensley Township, Precinct 1	95	95	0
Everett Township, Precinct 1	388	1,528	Everett Township, Precinct 1	110	110	2
Garfield Township, Precinct 1	567	1,781	Garfield Township, Precinct 1	109	109	0
Goodwell Township, Precinct 1	129	433	Goodwell Township, Precinct 1	22	22	0
Grant Township, Precinct 1	809	2,400	Grant Township, Precinct 1	90	90	0
Home Township, Precinct 1	78	198	Home Township, Precinct 1	14	14	0
Lilley Township, Precinct 1	189	693	Lilley Township, Precinct 1	52	52	0

Lincoln Township, Precinct 1	374	1,091	Lincoln Township, Precinct 1	97	97	1
Merrill Township, Precinct 1	193	635	Merrill Township, Precinct 1	89	89	1
Monroe Township, Precinct 1	100	259	Monroe Township, Precinct 1	17	17	0
Norwich Township, Precinct 1	191	440	Norwich Township, Precinct 1	39	39	0
Sheridan Charter Township, Precinct 1	669	1,995	Sheridan Charter Township, Precinct 1	152	152	1
Sherman Township, Precinct 1	604	1,622	Sherman Township, Precinct 1	110	110	0
Troy Township, Precinct 1	61	215	Troy Township, Precinct 1	16	16	0
Wilcox Township, Precinct 1	210	885	Wilcox Township, Precinct 1	42	42	0
Newaygo County Michigan - Total	11,918	37,982	Newaygo County Michigan - Total	2,708	2,708	11
Cumulative			Cumulative			
Cumulative	0	0	Cumulative	0	0	0
Cumulative - Total	0	0	Cumulative - Total	0	0	0
County - Total	11,918	37,982	County - Total	2,708	2,708	11

Rep in Congress 2nd District (DEM) (Vote for 1)

DEM

Precinct	Times Cast	Registered Voters	Precinct	Bryan Bergroef (DEM)	Total Votes	Unresolved Write-In
County			County			
Newaygo County Michigan			Newaygo County Michigan			
City of Fremont, Precinct 1	652	1,669	City of Fremont, Precinct 1	186	186	1
City of Fremont, Precinct 2	573	1,618	City of Fremont, Precinct 2	133	133	0
City of Grant, Precinct 1	179	625	City of Grant, Precinct 1	28	28	0
City of Newaygo, Precinct 1	428	1,673	City of Newaygo, Precinct 1	109	109	1
City of White Cloud, Precinct 1	197	858	City of White Cloud, Precinct 1	35	35	0
Ashland Township, Precinct 1	568	1,984	Ashland Township, Precinct 1	112	112	0
Barton Township, Precinct 1	171	584	Barton Township, Precinct 1	29	29	0
Beaver Township, Precinct 1	109	361	Beaver Township, Precinct 1	27	27	0
Big Prairie Township, Precinct 1	496	1,954	Big Prairie Township, Precinct 1	145	145	0
Bridgeton Township, Precinct 1	470	1,620	Bridgeton Township, Precinct 1	108	108	0
Brooks Township, Precinct 1	342	1,022	Brooks Township, Precinct 1	76	76	0
Brooks Township, Precinct 2	580	1,949	Brooks Township, Precinct 2	109	109	0
Croton Township, Precinct 1	406	1,311	Croton Township, Precinct 1	109	109	0
Croton Township, Precinct 2	482	1,510	Croton Township, Precinct 2	140	140	0
Dayton Township, Precinct 1	593	1,574	Dayton Township, Precinct 1	144	144	0
Denver Township, Precinct 1	383	1,561	Denver Township, Precinct 1	126	126	0
Ensley Township, Precinct 1	727	1,934	Ensley Township, Precinct 1	93	93	0
Everett Township, Precinct 1	388	1,528	Everett Township, Precinct 1	107	107	2
Garfield Township, Precinct 1	567	1,781	Garfield Township, Precinct 1	109	109	0
Goodwell Township, Precinct 1	129	433	Goodwell Township, Precinct 1	23	23	0
Grant Township, Precinct 1	809	2,400	Grant Township, Precinct 1	89	89	0
Home Township, Precinct 1	78	198	Home Township, Precinct 1	14	14	0
Lilley Township, Precinct 1	189	693	Lilley Township, Precinct 1	51	51	0

Lincoln Township, Precinct 1	374	1,091	Lincoln Township, Precinct 1	92		92	0
Merrill Township, Precinct 1	193	635	Merrill Township, Precinct 1	84		84	1
Monroe Township, Precinct 1	100	259	Monroe Township, Precinct 1	17		17	0
Norwich Township, Precinct 1	191	440	Norwich Township, Precinct 1	39		39	0
Sheridan Charter Township, Precinct 1	669	1,995	Sheridan Charter Township, Precinct 1	148		148	2
Sherman Township, Precinct 1	604	1,622	Sherman Township, Precinct 1	106		106	0
Troy Township, Precinct 1	61	215	Troy Township, Precinct 1	15		15	0
Wilcox Township, Precinct 1	210	885	Wilcox Township, Precinct 1	40		40	0
Newaygo County Michigan - Total	11,918	37,982	Newaygo County Michigan - Total	2,643		2,643	7
Cumulative			Cumulative				
Cumulative	0	0	Cumulative	0		0	0
Cumulative - Total	0	0	Cumulative - Total	0		0	0
County - Total	11,918	37,982	County - Total	2,643		2,643	7

Rep in State Legislature 100th District (DEM) (Vote for 1)

DEM

Precinct	Times Cast	Registered Voters	Precinct	Sandy Clarke (DEM)	Total Votes	Unresolved Write-In
County			County			
Newaygo County Michigan			Newaygo County Michigan			
City of Fremont, Precinct 1	652	1,669	City of Fremont, Precinct 1	188	188	0
City of Fremont, Precinct 2	573	1,618	City of Fremont, Precinct 2	130	130	0
City of Grant, Precinct 1	179	625	City of Grant, Precinct 1	28	28	0
City of Newaygo, Precinct 1	428	1,673	City of Newaygo, Precinct 1	107	107	2
City of White Cloud, Precinct 1	197	858	City of White Cloud, Precinct 1	35	35	0
Ashland Township, Precinct 1	568	1,984	Ashland Township, Precinct 1	113	113	0
Barton Township, Precinct 1	171	584	Barton Township, Precinct 1	29	29	0
Beaver Township, Precinct 1	109	361	Beaver Township, Precinct 1	32	32	0
Big Prairie Township, Precinct 1	496	1,954	Big Prairie Township, Precinct 1	144	144	0
Bridgeton Township, Precinct 1	470	1,620	Bridgeton Township, Precinct 1	109	109	0
Brooks Township, Precinct 1	342	1,022	Brooks Township, Precinct 1	77	77	0
Brooks Township, Precinct 2	580	1,949	Brooks Township, Precinct 2	107	107	0
Croton Township, Precinct 1	406	1,311	Croton Township, Precinct 1	106	106	1
Croton Township, Precinct 2	482	1,510	Croton Township, Precinct 2	139	139	0
Dayton Township, Precinct 1	593	1,574	Dayton Township, Precinct 1	145	145	0
Denver Township, Precinct 1	383	1,561	Denver Township, Precinct 1	129	129	0
Ensley Township, Precinct 1	727	1,934	Ensley Township, Precinct 1	92	92	1
Everett Township, Precinct 1	388	1,528	Everett Township, Precinct 1	107	107	1
Garfield Township, Precinct 1	567	1,781	Garfield Township, Precinct 1	108	108	0
Goodwell Township, Precinct 1	129	433	Goodwell Township, Precinct 1	21	21	0
Grant Township, Precinct 1	809	2,400	Grant Township, Precinct 1	89	89	0
Home Township, Precinct 1	78	198	Home Township, Precinct 1	14	14	0
Lilley Township, Precinct 1	189	693	Lilley Township, Precinct 1	53	53	0

Lincoln Township, Precinct 1	374	1,091	Lincoln Township, Precinct 1	90		90	0
Merrill Township, Precinct 1	193	635	Merrill Township, Precinct 1	85		85	1
Monroe Township, Precinct 1	100	259	Monroe Township, Precinct 1	17		17	0
Norwich Township, Precinct 1	191	440	Norwich Township, Precinct 1	40		40	0
Sheridan Charter Township, Precinct 1	669	1,995	Sheridan Charter Township, Precinct 1	149		149	1
Sherman Township, Precinct 1	604	1,622	Sherman Township, Precinct 1	107		107	0
Troy Township, Precinct 1	61	215	Troy Township, Precinct 1	16		16	0
Wilcox Township, Precinct 1	210	885	Wilcox Township, Precinct 1	42		42	0
Newaygo County Michigan - Total	11,918	37,982	Newaygo County Michigan - Total	2,648		2,648	7
Cumulative			Cumulative				
Cumulative	0	0	Cumulative	0		0	0
Cumulative - Total	0	0	Cumulative - Total	0		0	0
County - Total	11,918	37,982	County - Total	2,648		2,648	7

United States Senator (REP) (Vote for 1)

REP

Precinct	Times Cast	Registered Voters	Precinct	John James (REP)	Total Votes	Unresolved Write-In
County			County			
Newaygo County Michigan			Newaygo County Michigan			
City of Fremont, Precinct 1	652	1,669	City of Fremont, Precinct 1	393	393	2
City of Fremont, Precinct 2	573	1,618	City of Fremont, Precinct 2	369	369	3
City of Grant, Precinct 1	179	625	City of Grant, Precinct 1	134	134	3
City of Newaygo, Precinct 1	428	1,673	City of Newaygo, Precinct 1	277	277	0
City of White Cloud, Precinct 1	197	858	City of White Cloud, Precinct 1	133	133	0
Ashland Township, Precinct 1	568	1,984	Ashland Township, Precinct 1	391	391	6
Barton Township, Precinct 1	171	584	Barton Township, Precinct 1	117	117	0
Beaver Township, Precinct 1	109	361	Beaver Township, Precinct 1	66	66	2
Big Prairie Township, Precinct 1	496	1,954	Big Prairie Township, Precinct 1	262	262	3
Bridgeton Township, Precinct 1	470	1,620	Bridgeton Township, Precinct 1	276	276	2
Brooks Township, Precinct 1	342	1,022	Brooks Township, Precinct 1	217	217	0
Brooks Township, Precinct 2	580	1,949	Brooks Township, Precinct 2	389	389	0
Croton Township, Precinct 1	406	1,311	Croton Township, Precinct 1	254	254	5
Croton Township, Precinct 2	482	1,510	Croton Township, Precinct 2	276	276	2
Dayton Township, Precinct 1	593	1,574	Dayton Township, Precinct 1	367	367	1
Denver Township, Precinct 1	383	1,561	Denver Township, Precinct 1	203	203	1
Ensley Township, Precinct 1	727	1,934	Ensley Township, Precinct 1	522	522	1
Everett Township, Precinct 1	388	1,528	Everett Township, Precinct 1	216	216	4
Garfield Township, Precinct 1	567	1,781	Garfield Township, Precinct 1	374	374	4
Goodwell Township, Precinct 1	129	433	Goodwell Township, Precinct 1	88	88	1
Grant Township, Precinct 1	809	2,400	Grant Township, Precinct 1	632	632	4
Home Township, Precinct 1	78	198	Home Township, Precinct 1	57	57	0
Lilley Township, Precinct 1	189	693	Lilley Township, Precinct 1	108	108	1

Lincoln Township, Precinct 1	374	1,091	Lincoln Township, Precinct 1	218		218	0
Merrill Township, Precinct 1	193	635	Merrill Township, Precinct 1	85		85	0
Monroe Township, Precinct 1	100	259	Monroe Township, Precinct 1	68		68	2
Norwich Township, Precinct 1	191	440	Norwich Township, Precinct 1	137		137	0
Sheridan Charter Township, Precinct 1	669	1,995	Sheridan Charter Township, Precinct 1	446		446	3
Sherman Township, Precinct 1	604	1,622	Sherman Township, Precinct 1	411		411	6
Troy Township, Precinct 1	61	215	Troy Township, Precinct 1	32		32	0
Wilcox Township, Precinct 1	210	885	Wilcox Township, Precinct 1	138		138	0
Newaygo County Michigan - Total	11,918	37,982	Newaygo County Michigan - Total	7,656		7,656	56
Cumulative			Cumulative				
Cumulative	0	0	Cumulative	0		0	0
Cumulative - Total	0	0	Cumulative - Total	0		0	0
County - Total	11,918	37,982	County - Total	7,656		7,656	56

Rep in Congress 2nd District (REP) (Vote for 1) REP

Precinct	Times Cast	Registered Voters	Precinct	Bill Huizenga (REP)	Total Votes	Unresolved Write-In
County			County			
Newaygo County Michigan			Newaygo County Michigan			
City of Fremont, Precinct 1	652	1,669	City of Fremont, Precinct 1	404	404	1
City of Fremont, Precinct 2	573	1,618	City of Fremont, Precinct 2	380	380	0
City of Grant, Precinct 1	179	625	City of Grant, Precinct 1	131	131	2
City of Newaygo, Precinct 1	428	1,673	City of Newaygo, Precinct 1	287	287	1
City of White Cloud, Precinct 1	197	858	City of White Cloud, Precinct 1	145	145	0
Ashland Township, Precinct 1	568	1,984	Ashland Township, Precinct 1	405	405	4
Barton Township, Precinct 1	171	584	Barton Township, Precinct 1	114	114	0
Beaver Township, Precinct 1	109	361	Beaver Township, Precinct 1	66	66	0
Big Prairie Township, Precinct 1	496	1,954	Big Prairie Township, Precinct 1	269	269	2
Bridgeton Township, Precinct 1	470	1,620	Bridgeton Township, Precinct 1	277	277	1
Brooks Township, Precinct 1	342	1,022	Brooks Township, Precinct 1	225	225	1
Brooks Township, Precinct 2	580	1,949	Brooks Township, Precinct 2	399	399	1
Croton Township, Precinct 1	406	1,311	Croton Township, Precinct 1	262	262	2
Croton Township, Precinct 2	482	1,510	Croton Township, Precinct 2	287	287	0
Dayton Township, Precinct 1	593	1,574	Dayton Township, Precinct 1	367	367	1
Denver Township, Precinct 1	383	1,561	Denver Township, Precinct 1	204	204	0
Ensley Township, Precinct 1	727	1,934	Ensley Township, Precinct 1	518	518	1
Everett Township, Precinct 1	388	1,528	Everett Township, Precinct 1	222	222	0
Garfield Township, Precinct 1	567	1,781	Garfield Township, Precinct 1	386	386	2
Goodwell Township, Precinct 1	129	433	Goodwell Township, Precinct 1	90	90	0
Grant Township, Precinct 1	809	2,400	Grant Township, Precinct 1	639	639	1
Home Township, Precinct 1	78	198	Home Township, Precinct 1	59	59	0
Lilley Township, Precinct 1	189	693	Lilley Township, Precinct 1	114	114	1


Lincoln Township, Precinct 1	374	1,091	Lincoln Township, Precinct 1	225		225	1
Merrill Township, Precinct 1	193	635	Merrill Township, Precinct 1	82		82	0
Monroe Township, Precinct 1	100	259	Monroe Township, Precinct 1	67		67	1
Norwich Township, Precinct 1	191	440	Norwich Township, Precinct 1	132		132	1
Sheridan Charter Township, Precinct 1	669	1,995	Sheridan Charter Township, Precinct 1	460		460	0
Sherman Township, Precinct 1	604	1,622	Sherman Township, Precinct 1	412		412	1
Troy Township, Precinct 1	61	215	Troy Township, Precinct 1	37		37	0
Wilcox Township, Precinct 1	210	885	Wilcox Township, Precinct 1	141		141	0
Newaygo County Michigan - Total	11,918	37,982	Newaygo County Michigan - Total	7,806		7,806	25
Cumulative			Cumulative				
Cumulative	0	0	Cumulative	0		0	0
Cumulative - Total	0	0	Cumulative - Total	0		0	0
County - Total	11,918	37,982	County - Total	7,806		7,806	25

Rep in State Legislature 100th District (REP) (Vote for 1)

REP

Precinct	Times Cast	Registered Voters	Precinct	Andrew Sebolt (REP)	Scott A. VanSingen (REP)	Total Votes	Unresolved Write-In
County			County				
Newaygo County Michigan			Newaygo County Michigan				
City of Fremont, Precinct 1	652	1,669	City of Fremont, Precinct 1	90	334	424	0
City of Fremont, Precinct 2	573	1,618	City of Fremont, Precinct 2	99	304	403	0
City of Grant, Precinct 1	179	625	City of Grant, Precinct 1	31	106	137	1
City of Newaygo, Precinct 1	428	1,673	City of Newaygo, Precinct 1	55	246	301	0
City of White Cloud, Precinct 1	197	858	City of White Cloud, Precinct 1	40	105	145	0
Ashland Township, Precinct 1	568	1,984	Ashland Township, Precinct 1	105	335	440	0
Barton Township, Precinct 1	171	584	Barton Township, Precinct 1	56	59	115	0
Beaver Township, Precinct 1	109	361	Beaver Township, Precinct 1	46	24	70	0
Big Prairie Township, Precinct 1	496	1,954	Big Prairie Township, Precinct 1	87	190	277	2
Bridgeton Township, Precinct 1	470	1,620	Bridgeton Township, Precinct 1	92	208	300	0
Brooks Township, Precinct 1	342	1,022	Brooks Township, Precinct 1	63	179	242	0
Brooks Township, Precinct 2	580	1,949	Brooks Township, Precinct 2	108	327	435	0
Croton Township, Precinct 1	406	1,311	Croton Township, Precinct 1	63	208	271	1
Croton Township, Precinct 2	482	1,510	Croton Township, Precinct 2	75	230	305	0
Dayton Township, Precinct 1	593	1,574	Dayton Township, Precinct 1	134	263	397	1
Denver Township, Precinct 1	383	1,561	Denver Township, Precinct 1	98	116	214	1
Ensley Township, Precinct 1	727	1,934	Ensley Township, Precinct 1	240	323	563	0
Everett Township, Precinct 1	388	1,528	Everett Township, Precinct 1	68	162	230	0
Garfield Township, Precinct 1	567	1,781	Garfield Township, Precinct 1	114	302	416	0
Goodwell Township, Precinct 1	129	433	Goodwell Township, Precinct 1	19	73	92	0
Grant Township, Precinct 1	809	2,400	Grant Township, Precinct 1	189	493	682	0
Home Township, Precinct 1	78	198	Home Township, Precinct 1	13	46	59	0
Lilley Township, Precinct 1	189	693	Lilley Township, Precinct 1	31	83	114	0

Lincoln Township, Precinct 1	374	1,091	Lincoln Township, Precinct 1	76		161		237	0
Merrill Township, Precinct 1	193	635	Merrill Township, Precinct 1	35		51		86	0
Monroe Township, Precinct 1	100	259	Monroe Township, Precinct 1	10		63		73	0
Norwich Township, Precinct 1	191	440	Norwich Township, Precinct 1	43		95		138	1
Sheridan Charter Township, Precinct 1	669	1,995	Sheridan Charter Township, Precinct 1	107		380		487	0
Sherman Township, Precinct 1	604	1,622	Sherman Township, Precinct 1	121		336		457	0
Troy Township, Precinct 1	61	215	Troy Township, Precinct 1	12		26		38	0
Wilcox Township, Precinct 1	210	885	Wilcox Township, Precinct 1	46		106		152	0
Newaygo County Michigan - Total	11,918	37,982	Newaygo County Michigan - Total	2,366		5,934		8,300	7
Cumulative			Cumulative						
Cumulative	0	0	Cumulative	0		0		0	0
Cumulative - Total	0	0	Cumulative - Total	0		0		0	0
County - Total	11,918	37,982	County - Total	2,366		5,934		8,300	7



JASON VANDERSTELT
NEWAYGO COUNTY CLERK

COUNTY BUILDING
P.O. BOX 885
WHITE CLOUD, MI 49349-0885

231-689-7235

August 7, 2020

Michigan Department of State
Bureau of Elections
P. O. Box 20126
Lansing, MI 48901-0726

2020 AUG 12 AM 11:43

Re: August 5, 2020 Primary Election – Official County Vote Totals

Dear Bureau of Elections Officials:

Enclosed please find Newaygo County's Official Vote Totals (Summary of County Canvasser's Statement) together with the precinct level report for the August 5, 2020 Primary Election.

Thank you.

Sincerely,

A handwritten signature in black ink, appearing to read "J. VanderStelt", is written over the word "Sincerely,".

Jason VanderStelt
Newaygo County Clerk

/hcd
Enclosure

Canvass Results

Canvassed Results

Run Time 7:33 AM
Run Date 08/19/2020

Oakland County, Michigan

Primary Election, Tuesday, August 4, 2020

8/4/2020

Page 3

Official Results

Registered Voters
370035 of 995114 = 37.19%

Precincts Reporting
506 of 506 = 100.00%

United States Senator - Democratic Party - Vote for not more than 1

Precinct	Gary Peters	Cast Votes	Undervotes	Overvotes	Invalid Votes	Rejected write-in votes	Unresolved write-in votes	Precinct Ballots Cast	Absentee Ballots Cast	Total Ballots Cast	Registered Voters	Turnout Percentage
Commerce Township, Precinct 1	287	287	10	0	24	1	0	339	486	825	2,289	36.04%
Commerce Township, Precinct 2	336	336	12	0	18	1	0	237	548	785	2,479	31.67%
Commerce Township, Precinct 3	554	554	12	0	47	1	0	211	777	988	2,558	38.62%
Commerce Township, Precinct 4	316	316	9	0	40	0	0	270	526	796	2,445	32.56%
Commerce Township, Precinct 5	375	375	13	0	17	0	0	281	641	922	2,633	35.02%
Commerce Township, Precinct 6	273	273	1	0	45	0	0	241	401	642	1,959	32.77%
Commerce Township, Precinct 7	335	335	9	0	29	2	0	259	742	1,001	2,359	42.43%
Commerce Township, Precinct 8	350	350	26	0	44	0	0	299	698	997	2,542	39.22%
Commerce Township, Precinct 9	400	400	11	0	35	0	0	313	635	948	2,772	34.20%
Commerce Township, Precinct 10	312	312	10	0	34	0	0	244	509	753	2,249	33.48%
Commerce Township, Precinct 11	367	367	14	0	32	0	0	225	613	838	2,537	33.03%
Commerce Township, Precinct 12	186	186	6	0	17	0	0	171	293	464	1,428	32.49%

Canvass Results

Canvassed Results

Run Time 7:33 AM
Run Date 08/19/2020

Oakland County, Michigan

Primary Election, Tuesday, August 4, 2020

8/4/2020

Page 4

Official Results

Registered Voters
370035 of 995114 = 37.19%

Precincts Reporting
506 of 506 = 100.00%

United States Senator - Democratic Party - Vote for not more than 1

Precinct	Gary Peters	Cast Votes	Undervotes	Overvotes	Invalid Votes	Rejected write-in votes	Unresolved write-in votes	Precinct Ballots Cast	Absentee Ballots Cast	Total Ballots Cast	Registered Voters	Turnout Percentage
Commerce Township, Precinct 13	358	358	26	0	45	3	0	276	545	821	2,500	32.84%
Commerce Township, Precinct 14	160	160	3	0	12	1	0	195	180	375	1,886	19.88%
Commerce Township, Precinct 15	244	244	7	0	28	0	0	278	419	697	1,975	35.29%
Groveland Township, Precinct 1	100	100	3	0	52	0	0	290	307	597	1,252	47.68%
Groveland Township, Precinct 2	122	122	0	0	43	0	0	288	289	577	1,800	32.06%
Groveland Township, Precinct 3	119	119	5	0	70	0	0	387	461	848	1,696	50.00%
Highland Township, Precinct 1	280	280	10	0	65	1	0	297	761	1,058	2,850	37.12%
Highland Township, Precinct 2	182	182	14	1	46	0	0	271	498	769	2,274	33.82%
Highland Township, Precinct 3	123	123	4	1	41	0	0	160	335	495	1,745	28.37%
Highland Township, Precinct 4	301	301	8	0	69	0	0	287	673	960	2,411	39.82%
Highland Township, Precinct 5	157	157	5	1	45	0	0	213	439	652	1,422	45.85%
Highland Township, Precinct 6	193	193	15	0	63	0	0	306	588	894	2,096	42.65%

Canvass Results

Canvassed Results

Run Time 7:33 AM
Run Date 08/19/2020

Oakland County, Michigan

Primary Election, Tuesday, August 4, 2020

8/4/2020

Page 5

Official Results

Registered Voters

370035 of 995114 = 37.19%

Precincts Reporting

506 of 506 = 100.00%

United States Senator - Democratic Party - Vote for not more than 1

Precinct	Gary Peters	Cast Votes	Undervotes	Overvotes	Invalid Votes	Rejected write-in votes	Unresolved write-in votes	Precinct Ballots Cast	Absentee Ballots Cast	Total Ballots Cast	Registered Voters	Turnout Percentage
Highland Township, Precinct 7	131	131	7	0	24	0	0	218	279	497	1,446	34.37%
Highland Township, Precinct 8	217	217	5	1	39	0	0	173	490	663	1,595	41.57%
Holly Township, Precinct 1	240	240	10	0	45	0	0	355	315	670	2,549	26.28%
Holly Township, Precinct 2	235	235	8	0	34	1	0	306	318	624	2,166	28.81%
Holly Township, Precinct 3	223	223	7	0	42	0	0	330	365	695	2,300	30.22%
Holly Township, Precinct 4	318	318	8	0	40	2	0	327	534	861	2,511	34.29%
Independence Township, Precinct 1	377	377	24	0	27	0	0	341	702	1,043	2,714	38.43%
Independence Township, Precinct 2	271	271	12	0	38	1	0	283	522	805	2,014	39.97%
Independence Township, Precinct 3	326	326	14	0	30	0	0	262	638	900	2,165	41.57%
Independence Township, Precinct 4	276	276	14	0	13	1	0	274	608	882	2,070	42.61%
Independence Township, Precinct 5	411	411	24	0	35	0	0	325	769	1,094	2,452	44.62%
Independence Township, Precinct 6	394	394	16	0	49	0	0	328	645	973	2,343	41.53%
Independence Township, Precinct 7	419	419	20	0	30	1	0	315	711	1,026	2,552	40.20%
Independence Township, Precinct 8	285	285	11	0	27	0	0	249	575	824	1,873	43.99%

Canvass Results

Canvassed Results

Run Time 7:33 AM
Run Date 08/19/2020

Oakland County, Michigan

Primary Election, Tuesday, August 4, 2020

8/4/2020

Page 6

Official Results

Registered Voters
370035 of 995114 = 37.19%

Precincts Reporting
506 of 506 = 100.00%

United States Senator - Democratic Party - Vote for not more than 1

Precinct	Gary Peters	Cast Votes	Undervotes	Overvotes	Invalid Votes	Rejected write-in votes	Unresolved write-in votes	Precinct Ballots Cast	Absentee Ballots Cast	Total Ballots Cast	Registered Voters	Turnout Percentage
Independence Township, Precinct 9	310	310	17	0	41	0	0	346	621	967	2,446	39.53%
Independence Township, Precinct 10	234	234	8	0	48	1	0	252	388	640	2,478	25.83%
Independence Township, Precinct 11	308	308	13	1	48	0	0	319	574	893	2,760	32.36%
Independence Township, Precinct 12	149	149	7	0	25	0	0	135	277	412	1,149	35.86%
Independence Township, Precinct 13	202	202	16	0	37	0	0	180	452	632	1,847	34.22%
Lyon Township, Precinct 1	378	378	7	0	46	1	0	312	696	1,008	2,472	40.78%
Lyon Township, Precinct 2	100	100	5	0	6	0	0	60	181	241	518	46.53%
Lyon Township, Precinct 3	298	298	17	0	44	0	0	286	590	876	2,447	35.80%
Lyon Township, Precinct 4	271	271	15	0	29	0	0	260	472	732	1,884	38.85%
Lyon Township, Precinct 5	371	371	16	0	52	0	0	284	784	1,068	2,229	47.91%
Lyon Township, Precinct 6	472	472	16	0	45	0	0	352	1,002	1,354	3,075	44.03%
Lyon Township, Precinct 7	70	70	2	0	6	0	0	33	99	132	438	30.14%
Lyon Township, Precinct 8	67	67	2	0	13	0	0	111	134	245	485	50.52%
Lyon Township, Precinct 9	386	386	11	0	48	0	0	360	676	1,036	2,106	49.19%
Milford Township, Precinct 1	253	253	9	0	30	1	0	278	587	865	1,824	47.42%
Milford Township, Precinct 2	148	148	4	0	16	0	0	214	283	497	1,854	26.81%
Milford Township, Precinct 3	271	271	6	0	33	1	0	257	576	833	1,913	43.54%

Canvass Results

Canvassed Results

Run Time 7:33 AM
Run Date 08/19/2020

Oakland County, Michigan

Primary Election, Tuesday, August 4, 2020

8/4/2020

Page 7

Official Results

Registered Voters
370035 of 995114 = 37.19%

Precincts Reporting
506 of 506 = 100.00%

United States Senator - Democratic Party - Vote for not more than 1

Precinct	Gary Peters	Cast Votes	Undervotes	Overvotes	Invalid Votes	Rejected write-in votes	Unresolved write-in votes	Precinct Ballots Cast	Absentee Ballots Cast	Total Ballots Cast	Registered Voters	Turnout Percentage
Milford Township, Precinct 4	183	183	3	0	25	0	0	206	393	599	1,507	39.75%
Milford Township, Precinct 5	205	205	10	0	30	1	0	193	452	645	1,553	41.53%
Milford Township, Precinct 6	285	285	13	0	55	0	0	222	541	763	1,793	42.55%
Milford Township, Precinct 7	375	375	6	0	39	1	0	268	616	884	2,142	41.27%
Milford Township, Precinct 8	249	249	10	0	40	1	0	194	446	640	1,430	44.76%
Novi Township, Precinct 1	37	37	1	0	1	0	0	76	0	76	136	55.88%
Oakland Township, Precinct 1	295	295	9	0	24	1	0	226	542	768	1,905	40.31%
Oakland Township, Precinct 2	284	284	11	0	29	0	0	322	456	778	2,186	35.59%
Oakland Township, Precinct 3	146	146	6	0	7	0	0	135	314	449	1,147	39.15%
Oakland Township, Precinct 4	215	215	11	0	14	0	0	176	471	647	1,580	40.95%
Oakland Township, Precinct 5	321	321	10	0	21	0	0	246	509	755	2,000	37.75%
Oakland Township, Precinct 6	255	255	9	0	25	1	0	254	557	811	2,172	37.34%
Oakland Township, Precinct 7	322	322	18	0	47	0	0	302	794	1,096	2,533	43.27%
Oakland Township, Precinct 8	235	235	8	0	18	0	0	200	428	628	1,517	41.40%
Orion Township, Precinct 1	255	255	8	0	40	1	0	262	442	704	2,067	34.06%
Orion Township, Precinct 2	295	295	21	0	30	1	0	351	476	827	2,338	35.37%
Orion Township, Precinct 3	318	318	12	0	34	0	0	299	600	899	1,959	45.89%
Orion Township, Precinct 4	285	285	8	0	40	1	0	298	569	867	2,280	38.03%
Orion Township, Precinct 5	314	314	24	0	41	0	0	317	524	841	2,254	37.31%
Orion Township, Precinct 6	291	291	16	0	27	0	0	226	553	779	1,801	43.25%

Canvass Results

Canvassed Results

Run Time 7:33 AM
Run Date 08/19/2020

Oakland County, Michigan

Primary Election, Tuesday, August 4, 2020

8/4/2020

Page 8

Official Results

Registered Voters
370035 of 995114 = 37.19%

Precincts Reporting
506 of 506 = 100.00%

United States Senator - Democratic Party - Vote for not more than 1

Precinct	Gary Peters	Cast Votes	Undervotes	Overvotes	Invalid Votes	Rejected write-in votes	Unresolved write-in votes	Precinct Ballots Cast	Absentee Ballots Cast	Total Ballots Cast	Registered Voters	Turnout Percentage
Orion Township, Precinct 7	294	294	20	0	24	2	0	295	398	693	2,058	33.67%
Orion Township, Precinct 8	313	313	11	0	39	0	0	248	515	763	1,826	41.79%
Orion Township, Precinct 9	324	324	14	0	38	0	0	218	595	813	2,371	34.29%
Orion Township, Precinct 10	259	259	13	0	35	0	0	230	427	657	1,679	39.13%
Orion Township, Precinct 11	183	183	10	0	17	0	0	175	293	468	1,340	34.93%
Orion Township, Precinct 12	292	292	16	0	18	2	0	275	399	674	2,062	32.69%
Orion Township, Precinct 13	259	259	25	0	30	0	0	248	428	676	2,064	32.75%
Orion Township, Precinct 14	206	206	16	0	27	0	0	180	353	533	1,325	40.23%
Orion Township, Precinct 15	270	270	13	0	29	1	0	184	404	588	2,061	28.53%
Oxford Township, Precinct 1	332	332	14	0	62	0	0	309	619	928	2,628	35.31%
Oxford Township, Precinct 2	221	221	3	1	34	4	0	189	443	632	2,327	27.16%
Oxford Township, Precinct 3	340	340	22	0	56	2	0	401	741	1,142	2,703	42.25%
Oxford Township, Precinct 4	284	284	11	0	35	0	0	378	592	970	2,459	39.45%
Oxford Township, Precinct 5	208	208	9	0	35	0	0	226	338	564	1,936	29.13%
Oxford Township, Precinct 6	207	207	13	0	52	0	0	308	559	867	2,253	38.48%
Oxford Township, Precinct 7	348	348	21	0	48	0	0	350	693	1,043	2,664	39.15%
Rose Township, Precinct 1	131	131	4	1	36	0	0	239	305	544	1,365	39.85%
Rose Township, Precinct 2	166	166	6	1	60	0	0	286	467	753	1,860	40.48%
Rose Township, Precinct 3	159	159	2	0	49	0	0	268	503	771	1,949	39.56%

Canvass Results

Canvassed Results

Run Time 7:33 AM
Run Date 08/19/2020

Oakland County, Michigan

Primary Election, Tuesday, August 4, 2020

8/4/2020

Page 9

Official Results

Registered Voters
370035 of 995114 = 37.19%

Precincts Reporting
506 of 506 = 100.00%

United States Senator - Democratic Party - Vote for not more than 1

Precinct	Gary Peters	Cast Votes	Undervotes	Overvotes	Invalid Votes	Rejected write-in votes	Unresolved write-in votes	Precinct Ballots Cast	Absentee Ballots Cast	Total Ballots Cast	Registered Voters	Turnout Percentage
Royal Oak Township, Precinct 1	311	311	22	0	55	0	0	223	172	395	1,458	27.09%
Royal Oak Township, Precinct 2	315	315	21	0	45	1	0	246	142	388	1,125	34.49%
Southfield Township, Precinct 1	245	245	14	0	12	0	0	171	220	391	935	41.82%
Southfield Township, Precinct 2	337	337	6	0	18	1	0	228	278	506	1,092	46.34%
Southfield Township, Precinct 3	242	242	9	0	16	0	0	184	216	400	860	46.51%
Southfield Township, Precinct 4	346	346	18	0	19	2	0	249	369	618	1,316	46.96%
Southfield Township, Precinct 5	443	443	14	0	26	1	0	293	378	671	1,386	48.41%
Southfield Township, Precinct 6	539	539	28	0	28	0	0	321	583	904	2,067	43.73%
Southfield Township, Precinct 7	273	273	11	0	18	1	0	196	289	485	1,145	42.36%
Southfield Township, Precinct 8	432	432	18	0	29	1	0	246	450	696	1,490	46.71%
Southfield Township, Precinct 9	345	345	20	0	18	0	0	299	277	576	1,292	44.58%
Southfield Township, Precinct 10	265	265	14	0	10	0	0	175	303	478	1,000	47.80%

Canvass Results

Canvassed Results

Run Time 7:33 AM
Run Date 08/19/2020

Oakland County, Michigan

Primary Election, Tuesday, August 4, 2020

8/4/2020

Page 10

Official Results

Registered Voters
370035 of 995114 = 37.19%

Precincts Reporting
506 of 506 = 100.00%

United States Senator - Democratic Party - Vote for not more than 1

Precinct	Gary Peters	Cast Votes	Undervotes	Overvotes	Invalid Votes	Rejected write-in votes	Unresolved write-in votes	Precinct Ballots Cast	Absentee Ballots Cast	Total Ballots Cast	Registered Voters	Turnout Percentage
Springfield Township, Precinct 1	201	201	10	0	35	0	0	339	390	729	1,629	44.75%
Springfield Township, Precinct 2	191	191	2	0	26	0	0	305	327	632	1,874	33.72%
Springfield Township, Precinct 3	223	223	17	0	36	0	0	406	481	887	2,186	40.58%
Springfield Township, Precinct 4	186	186	7	0	35	0	0	198	332	530	1,504	35.24%
Springfield Township, Precinct 5	219	219	17	0	29	0	0	254	478	732	1,825	40.11%
Springfield Township, Precinct 6	231	231	8	0	31	0	0	295	394	689	1,714	40.20%
Springfield Township, Precinct 7	82	82	5	0	9	0	0	200	190	390	947	41.18%
Waterford Township, Precinct 1	142	142	10	1	9	1	0	107	246	353	933	37.83%
Waterford Township, Precinct 2	448	448	25	0	45	5	0	353	819	1,172	3,018	38.83%
Waterford Township, Precinct 3	421	421	24	0	45	1	0	383	617	1,000	2,879	34.73%
Waterford Township, Precinct 4	346	346	22	0	44	0	0	349	655	1,004	2,698	37.21%
Waterford Township, Precinct 5	525	525	22	0	46	1	0	391	858	1,249	3,103	40.25%

Canvass Results

Canvassed Results

Run Time 7:33 AM
Run Date 08/19/2020

Oakland County, Michigan

Primary Election, Tuesday, August 4, 2020

8/4/2020

Page 11

Official Results

Registered Voters

370035 of 995114 = 37.19%

Precincts Reporting

506 of 506 = 100.00%

United States Senator - Democratic Party - Vote for not more than 1

Precinct	Gary Peters	Cast Votes	Undervotes	Overvotes	Invalid Votes	Rejected write-in votes	Unresolved write-in votes	Precinct Ballots Cast	Absentee Ballots Cast	Total Ballots Cast	Registered Voters	Turnout Percentage
Waterford Township, Precinct 6	419	419	24	0	48	4	0	298	750	1,048	2,841	36.89%
Waterford Township, Precinct 7	385	385	19	0	49	3	0	323	596	919	2,925	31.42%
Waterford Township, Precinct 8	380	380	13	0	46	0	0	296	654	950	2,735	34.73%
Waterford Township, Precinct 9	466	466	24	0	41	0	0	326	808	1,134	2,804	40.44%
Waterford Township, Precinct 10	241	241	19	0	27	2	0	217	467	684	1,599	42.78%
Waterford Township, Precinct 11	378	378	27	0	33	0	0	280	571	851	2,881	29.54%
Waterford Township, Precinct 12	446	446	20	0	63	3	0	317	763	1,080	2,920	36.99%
Waterford Township, Precinct 13	442	442	22	0	54	0	0	369	647	1,016	2,994	33.93%
Waterford Township, Precinct 14	381	381	8	0	46	2	0	245	520	765	2,882	26.54%
Waterford Township, Precinct 15	455	455	22	0	69	4	0	353	590	943	2,962	31.84%
Waterford Township, Precinct 16	429	429	20	0	44	2	0	370	732	1,102	3,140	35.10%
Waterford Township, Precinct 17	445	445	15	0	41	1	0	323	672	995	2,900	34.31%

Canvass Results

Canvassed Results

Run Time 7:33 AM
Run Date 08/19/2020

Oakland County, Michigan

Primary Election, Tuesday, August 4, 2020

8/4/2020

Page 12

Official Results**Registered Voters**

370035 of 995114 = 37.19%

Precincts Reporting

506 of 506 = 100.00%

United States Senator - Democratic Party - Vote for not more than 1

Precinct	Gary Peters	Cast Votes	Undervotes	Overvotes	Invalid Votes	Rejected write-in votes	Unresolved write-in votes	Precinct Ballots Cast	Absentee Ballots Cast	Total Ballots Cast	Registered Voters	Turnout Percentage
Waterford Township, Precinct 18	345	345	18	0	47	1	0	249	556	805	2,368	33.99%
Waterford Township, Precinct 19	419	419	13	0	54	3	0	239	681	920	2,696	34.12%
Waterford Township, Precinct 20	440	440	16	0	53	1	0	304	646	950	3,065	31.00%
Waterford Township, Precinct 21	420	420	30	0	44	0	0	302	612	914	3,000	30.47%
West Bloomfield Township, Precinct 1	676	676	39	0	31	2	0	220	777	997	2,312	43.12%
West Bloomfield Township, Precinct 2	422	422	24	0	21	0	0	219	581	800	2,397	33.38%
West Bloomfield Township, Precinct 3	262	262	8	0	13	0	0	153	302	455	1,101	41.33%
West Bloomfield Township, Precinct 4	552	552	19	0	17	3	0	219	702	921	2,445	37.67%
West Bloomfield Township, Precinct 5	491	491	14	0	22	0	0	261	595	856	2,328	36.77%
West Bloomfield Township, Precinct 6	472	472	26	0	19	3	0	179	502	681	2,029	33.56%
West Bloomfield Township, Precinct 7	480	480	23	0	23	3	0	136	536	672	1,635	41.10%
West Bloomfield Township, Precinct 8	536	536	31	0	31	1	0	259	733	992	2,458	40.36%

Canvass Results

Canvassed Results

Run Time 7:33 AM
Run Date 08/19/2020

Oakland County, Michigan

Primary Election, Tuesday, August 4, 2020

8/4/2020

Page 13

Official Results

Registered Voters
370035 of 995114 = 37.19%

Precincts Reporting
506 of 506 = 100.00%

United States Senator - Democratic Party - Vote for not more than 1

Precinct	Gary Peters	Cast Votes	Undervotes	Overvotes	Invalid Votes	Rejected write-in votes	Unresolved write-in votes	Precinct Ballots Cast	Absentee Ballots Cast	Total Ballots Cast	Registered Voters	Turnout Percentage
West Bloomfield Township, Precinct 9	558	558	36	0	32	3	0	214	580	794	1,829	43.41%
West Bloomfield Township, Precinct 10	713	713	43	0	22	1	0	175	904	1,079	2,570	41.98%
West Bloomfield Township, Precinct 11	621	621	25	0	26	1	0	193	649	842	2,251	37.41%
West Bloomfield Township, Precinct 12	744	744	33	0	50	1	0	176	850	1,026	2,519	40.73%
West Bloomfield Township, Precinct 13	693	693	42	0	43	1	0	218	816	1,034	2,094	49.38%
West Bloomfield Township, Precinct 14	305	305	9	0	15	2	0	233	429	662	1,834	36.10%
West Bloomfield Township, Precinct 15	856	856	19	0	32	0	0	234	965	1,199	2,783	43.08%
West Bloomfield Township, Precinct 16	641	641	54	0	35	1	0	240	919	1,159	2,479	46.75%
West Bloomfield Township, Precinct 17	702	702	39	1	35	2	0	208	841	1,049	2,303	45.55%
West Bloomfield Township, Precinct 18	450	450	26	0	33	0	0	182	598	780	1,828	42.67%
West Bloomfield Township, Precinct 19	747	747	29	1	30	1	0	194	800	994	2,016	49.31%
West Bloomfield Township, Precinct 20	387	387	12	0	17	0	0	148	429	577	1,473	39.17%

Canvass Results

Canvassed Results

Run Time 7:33 AM
Run Date 08/19/2020

Oakland County, Michigan

Primary Election, Tuesday, August 4, 2020

8/4/2020

Page 14

Official Results

Registered Voters

370035 of 995114 = 37.19%

Precincts Reporting

506 of 506 = 100.00%

United States Senator - Democratic Party - Vote for not more than 1

Precinct	Gary Peters	Cast Votes	Undervotes	Overvotes	Invalid Votes	Rejected write-in votes	Unresolved write-in votes	Precinct Ballots Cast	Absentee Ballots Cast	Total Ballots Cast	Registered Voters	Turnout Percentage
West Bloomfield Township, Precinct 21	442	442	7	0	20	2	0	151	445	596	1,908	31.24%
West Bloomfield Township, Precinct 22	712	712	30	0	57	0	0	162	893	1,055	2,668	39.54%
West Bloomfield Township, Precinct 23	682	682	30	0	35	1	0	203	815	1,018	2,818	36.12%
West Bloomfield Township, Precinct 24	385	385	11	1	24	1	0	173	447	620	1,944	31.89%
West Bloomfield Township, Precinct 25	486	486	16	0	17	0	0	235	669	904	2,163	41.79%
White Lake Township, Precinct 1	328	328	10	0	53	0	0	373	587	960	2,397	40.05%
White Lake Township, Precinct 2	267	267	5	0	47	1	0	363	555	918	2,335	39.31%
White Lake Township, Precinct 3	191	191	6	0	35	2	0	184	373	557	1,403	39.70%
White Lake Township, Precinct 4	125	125	9	0	20	0	0	143	272	415	1,075	38.60%
White Lake Township, Precinct 5	374	374	13	0	45	0	0	353	633	986	2,275	43.34%
White Lake Township, Precinct 6	308	308	15	0	52	1	0	374	610	984	2,899	33.94%
White Lake Township, Precinct 7	245	245	10	0	36	1	0	261	567	828	1,826	45.35%

Canvass Results

Canvassed Results

Run Time 7:33 AM
Run Date 08/19/2020

Oakland County, Michigan

Primary Election, Tuesday, August 4, 2020

8/4/2020

Page 15

Official Results

Registered Voters
370035 of 995114 = 37.19%

Precincts Reporting
506 of 506 = 100.00%

United States Senator - Democratic Party - Vote for not more than 1

Precinct	Gary Peters	Cast Votes	Undervotes	Overvotes	Invalid Votes	Rejected write-in votes	Unresolved write-in votes	Precinct Ballots Cast	Absentee Ballots Cast	Total Ballots Cast	Registered Voters	Turnout Percentage
White Lake Township, Precinct 8	258	258	7	0	44	0	0	326	450	776	2,724	28.49%
White Lake Township, Precinct 9	267	267	10	0	40	1	0	274	438	712	2,133	33.38%
White Lake Township, Precinct 10	251	251	7	0	33	0	0	279	448	727	2,554	28.47%
White Lake Township, Precinct 11	236	236	10	0	52	2	0	302	587	889	2,408	36.92%
White Lake Township, Precinct 12	205	205	3	0	27	0	0	176	380	556	1,411	39.40%
Auburn Hills, Precinct 1	161	161	6	0	12	0	0	167	186	353	1,263	27.95%
Auburn Hills, Precinct 2	354	354	10	0	12	0	0	185	325	510	1,493	34.16%
Auburn Hills, Precinct 3	316	316	16	0	12	1	0	230	323	553	2,069	26.73%
Auburn Hills, Precinct 4	264	264	15	0	24	1	0	206	295	501	1,874	26.73%
Auburn Hills, Precinct 5	273	273	17	0	12	1	0	181	337	518	1,357	38.17%
Auburn Hills, Precinct 6	501	501	20	0	22	2	0	184	868	1,052	2,258	46.59%
Auburn Hills, Precinct 7	445	445	7	0	17	2	0	236	388	624	2,009	31.06%
Auburn Hills, Precinct 8	336	336	11	0	14	0	0	201	321	522	1,794	29.10%
Auburn Hills, Precinct 9	232	232	11	0	18	1	0	123	291	414	1,438	28.79%
Berkley, Precinct 1	574	574	25	0	34	2	0	350	520	870	1,997	43.57%
Berkley, Precinct 2	536	536	22	0	13	0	0	332	429	761	1,860	40.91%
Berkley, Precinct 3	552	552	26	0	23	1	0	343	428	771	1,910	40.37%

Canvass Results

Canvassed Results

Run Time 7:33 AM
Run Date 08/19/2020

Oakland County, Michigan

Primary Election, Tuesday, August 4, 2020

8/4/2020

Page 16

Official Results

Registered Voters
370035 of 995114 = 37.19%

Precincts Reporting
506 of 506 = 100.00%

United States Senator - Democratic Party - Vote for not more than 1

Precinct	Gary Peters	Cast Votes	Undervotes	Overvotes	Invalid Votes	Rejected write-in votes	Unresolved write-in votes	Precinct Ballots Cast	Absentee Ballots Cast	Total Ballots Cast	Registered Voters	Turnout Percentage
Berkley, Precinct 4	569	569	34	0	18	0	0	361	432	793	1,921	41.28%
Berkley, Precinct 5	473	473	24	2	10	1	0	320	361	681	1,668	40.83%
Berkley, Precinct 6	456	456	26	0	20	0	0	334	347	681	1,899	35.86%
Berkley, Precinct 7	535	535	16	1	14	1	0	324	405	729	1,872	38.94%
Birmingham, Precinct 1	448	448	22	0	25	0	0	317	501	818	2,058	39.75%
Birmingham, Precinct 2	470	470	29	0	22	0	0	333	492	825	2,022	40.80%
Birmingham, Precinct 3	444	444	16	0	14	2	0	307	386	693	1,802	38.46%
Birmingham, Precinct 4	482	482	26	0	15	0	0	321	519	840	2,036	41.26%
Birmingham, Precinct 5	504	504	31	0	20	1	0	335	527	862	2,025	42.57%
Birmingham, Precinct 6	538	538	35	1	35	0	0	283	623	906	2,347	38.60%
Birmingham, Precinct 7	554	554	25	0	21	1	0	399	462	861	2,397	35.92%
Birmingham, Precinct 8	451	451	21	0	21	1	0	328	437	765	2,019	37.89%
Birmingham, Precinct 9	349	349	17	0	17	1	0	284	274	558	1,586	35.18%
Bloomfield Hills, Precinct 1	438	438	23	0	30	2	0	287	683	970	2,139	45.35%
Bloomfield Hills, Precinct 2	278	278	28	1	17	1	0	174	504	678	1,715	39.53%
Clarkston, Precinct 1	147	147	7	0	16	1	0	358	0	358	841	42.57%
Clawson, Precinct 1	583	583	29	0	51	0	0	269	694	963	2,526	38.12%
Clawson, Precinct 2	378	378	12	0	20	0	0	190	446	636	1,697	37.48%
Clawson, Precinct 3	359	359	19	0	24	0	0	212	433	645	1,663	38.79%
Clawson, Precinct 4	317	317	13	0	15	0	0	198	334	532	1,583	33.61%

Canvass Results

Canvassed Results

Run Time 7:33 AM
Run Date 08/19/2020

Oakland County, Michigan

Primary Election, Tuesday, August 4, 2020

8/4/2020

Page 17

Official Results

Registered Voters
370035 of 995114 = 37.19%

Precincts Reporting
506 of 506 = 100.00%

United States Senator - Democratic Party - Vote for not more than 1

Precinct	Gary Peters	Cast Votes	Undervotes	Overvotes	Invalid Votes	Rejected write-in votes	Unresolved write-in votes	Precinct Ballots Cast	Absentee Ballots Cast	Total Ballots Cast	Registered Voters	Turnout Percentage
Clawson, Precinct 5	448	448	14	0	38	0	0	277	536	813	2,070	39.28%
Farmington, Precinct 1	304	304	13	0	4	1	0	200	274	474	1,033	45.89%
Farmington, Precinct 2	392	392	20	0	10	1	0	259	361	620	1,539	40.29%
Farmington, Precinct 3	349	349	5	0	10	4	0	242	298	540	1,455	37.11%
Farmington, Precinct 4	388	388	15	0	16	0	0	231	333	564	1,359	41.50%
Farmington, Precinct 5	297	297	16	0	6	3	0	203	293	496	1,076	46.10%
Farmington, Precinct 6	320	320	4	0	6	0	0	201	328	529	1,188	44.53%
Farmington Hills, Precinct 1	678	678	34	0	40	7	0	159	801	960	2,254	42.59%
Farmington Hills, Precinct 2	797	797	27	0	41	2	0	307	788	1,095	2,473	44.28%
Farmington Hills, Precinct 3	900	900	47	0	30	8	0	264	1,001	1,265	2,618	48.32%
Farmington Hills, Precinct 4	747	747	22	0	27	1	0	210	901	1,111	2,476	44.87%
Farmington Hills, Precinct 5	453	453	17	0	21	1	0	159	548	707	2,169	32.60%
Farmington Hills, Precinct 6	276	276	5	0	13	1	0	117	245	362	1,407	25.73%
Farmington Hills, Precinct 7	656	656	19	0	21	2	0	217	816	1,033	2,399	43.06%
Farmington Hills, Precinct 8	622	622	24	0	12	2	0	209	690	899	2,079	43.24%
Farmington Hills, Precinct 9	760	760	33	0	25	1	0	252	889	1,141	2,757	41.39%
Farmington Hills, Precinct 10	853	853	35	0	33	1	0	296	925	1,221	3,053	39.99%
Farmington Hills, Precinct 11	626	626	19	0	29	1	0	224	663	887	2,459	36.07%
Farmington Hills, Precinct 12	733	733	23	0	27	4	0	261	735	996	2,127	46.83%
Farmington Hills, Precinct 13	588	588	27	0	21	1	0	257	620	877	1,945	45.09%

Canvass Results

Canvassed Results

Run Time 7:33 AM
Run Date 08/19/2020

Oakland County, Michigan

Primary Election, Tuesday, August 4, 2020

8/4/2020

Page 18

Official Results

Registered Voters
370035 of 995114 = 37.19%

Precincts Reporting
506 of 506 = 100.00%

United States Senator - Democratic Party - Vote for not more than 1

Precinct	Gary Peters	Cast Votes	Undervotes	Overvotes	Invalid Votes	Rejected write-in votes	Unresolved write-in votes	Precinct Ballots Cast	Absentee Ballots Cast	Total Ballots Cast	Registered Voters	Turnout Percentage
Farmington Hills, Precinct 14	615	615	36	0	17	2	0	293	762	1,055	2,407	43.83%
Farmington Hills, Precinct 15	323	323	15	0	9	1	0	140	395	535	1,317	40.62%
Farmington Hills, Precinct 16	723	723	24	0	27	3	0	251	912	1,163	2,872	40.49%
Farmington Hills, Precinct 17	463	463	15	0	18	2	0	175	395	570	2,348	24.28%
Farmington Hills, Precinct 18	427	427	23	0	11	1	0	178	511	689	1,644	41.91%
Farmington Hills, Precinct 19	705	705	24	0	20	1	0	298	683	981	2,241	43.78%
Farmington Hills, Precinct 20	798	798	46	0	24	3	0	289	848	1,137	2,905	39.14%
Farmington Hills, Precinct 21	574	574	32	1	27	0	0	245	668	913	2,791	32.71%
Farmington Hills, Precinct 22	387	387	16	0	28	2	0	176	510	686	1,937	35.42%
Farmington Hills, Precinct 23	452	452	13	0	25	3	0	154	604	758	1,972	38.44%
Farmington Hills, Precinct 24	690	690	26	0	29	2	0	218	955	1,173	2,882	40.70%
Farmington Hills, Precinct 25	760	760	18	0	25	5	0	204	891	1,095	2,841	38.54%
Farmington Hills, Precinct 26	540	540	24	0	31	4	0	272	599	871	2,730	31.90%
Farmington Hills, Precinct 27	472	472	8	0	24	1	0	227	478	705	2,744	25.69%
Fenton, Precinct 2	1	1	1	0	0	0	0	5	0	5	15	33.33%
Ferndale, Precinct 1	1,047	1,047	53	1	28	1	0	435	851	1,286	2,379	54.06%
Ferndale, Precinct 2	603	603	27	1	12	3	0	333	392	725	1,785	40.62%
Ferndale, Precinct 3	728	728	28	0	18	2	0	361	501	862	1,954	44.11%
Ferndale, Precinct 4	588	588	24	2	9	3	0	313	399	712	1,851	38.47%
Ferndale, Precinct 5	674	674	19	0	15	2	0	386	425	811	1,938	41.85%

Canvass Results

Canvassed Results

Run Time 7:33 AM
Run Date 08/19/2020

Oakland County, Michigan

Primary Election, Tuesday, August 4, 2020

8/4/2020

Page 19

Official Results

Registered Voters
370035 of 995114 = 37.19%

Precincts Reporting
506 of 506 = 100.00%

United States Senator - Democratic Party - Vote for not more than 1

Precinct	Gary Peters	Cast Votes	Undervotes	Overvotes	Invalid Votes	Rejected write-in votes	Unresolved write-in votes	Precinct Ballots Cast	Absentee Ballots Cast	Total Ballots Cast	Registered Voters	Turnout Percentage
Ferndale, Precinct 6	500	500	18	0	16	1	0	333	327	660	1,843	35.81%
Ferndale, Precinct 7	427	427	13	0	19	6	0	291	275	566	1,673	33.83%
Ferndale, Precinct 8	348	348	16	0	11	1	0	229	202	431	1,071	40.24%
Ferndale, Precinct 9	801	801	33	0	14	1	0	378	566	944	1,926	49.01%
Hazel Park, Precinct 1	408	408	19	0	19	2	0	283	302	585	2,338	25.02%
Hazel Park, Precinct 2	418	418	22	0	20	0	0	267	363	630	2,245	28.06%
Hazel Park, Precinct 3	268	268	15	0	22	3	0	246	244	490	1,996	24.55%
Hazel Park, Precinct 4	274	274	12	0	24	4	0	177	265	442	1,490	29.66%
Hazel Park, Precinct 5	354	354	21	0	34	1	0	238	354	592	2,316	25.56%
Hazel Park, Precinct 6	288	288	9	0	13	4	0	181	252	433	1,912	22.65%
Huntington Woods, Precinct 1	659	659	45	0	13	3	0	228	576	804	1,296	62.04%
Huntington Woods, Precinct 2	476	476	35	0	9	2	0	185	412	597	1,066	56.00%
Huntington Woods, Precinct 3	548	548	35	0	8	0	0	244	432	676	1,134	59.61%
Huntington Woods, Precinct 4	556	556	28	0	14	2	0	199	462	661	1,046	63.19%
Huntington Woods, Precinct 5	530	530	32	0	19	1	0	239	441	680	1,080	62.96%
Keego Harbor, Precinct 1	309	309	19	0	28	0	0	578	0	578	2,185	26.45%
Lake Angelus, Precinct 1	30	30	13	0	2	1	0	148	0	148	250	59.20%

Canvass Results

Canvassed Results

Run Time 7:33 AM
Run Date 08/19/2020

Oakland County, Michigan

Primary Election, Tuesday, August 4, 2020

8/4/2020

Page 20

Official Results

Registered Voters
370035 of 995114 = 37.19%

Precincts Reporting
506 of 506 = 100.00%

United States Senator - Democratic Party - Vote for not more than 1

Precinct	Gary Peters	Cast Votes	Undervotes	Overvotes	Invalid Votes	Rejected write-in votes	Unresolved write-in votes	Precinct Ballots Cast	Absentee Ballots Cast	Total Ballots Cast	Registered Voters	Turnout Percentage
Lathrup Village, Precinct 1	876	876	35	0	29	2	0	290	769	1,059	1,927	54.96%
Lathrup Village, Precinct 2	902	902	36	0	11	3	0	324	700	1,024	1,902	53.84%
Madison Heights, Precinct 1	279	279	10	0	23	0	0	210	236	446	1,900	23.47%
Madison Heights, Precinct 2	278	278	9	0	19	1	0	200	251	451	1,623	27.79%
Madison Heights, Precinct 3	289	289	11	0	21	1	0	221	236	457	1,925	23.74%
Madison Heights, Precinct 4	247	247	9	0	23	0	0	197	235	432	1,909	22.63%
Madison Heights, Precinct 5	237	237	11	0	28	0	0	211	238	449	1,584	28.35%
Madison Heights, Precinct 6	78	78	2	0	7	1	0	22	88	110	431	25.52%
Madison Heights, Precinct 7	424	424	22	0	27	2	0	325	473	798	2,275	35.08%
Madison Heights, Precinct 8	519	519	20	0	43	1	0	367	577	944	2,828	33.38%
Madison Heights, Precinct 9	462	462	16	0	26	1	0	343	450	793	2,329	34.05%
Madison Heights, Precinct 10	387	387	26	1	33	1	0	301	419	720	1,923	37.44%
Madison Heights, Precinct 11	359	359	12	0	45	1	0	275	305	580	2,842	20.41%
Northville, Precinct 2	613	613	16	0	28	1	0	289	888	1,177	2,675	44.00%
Novi, Precinct 1	435	435	11	0	21	1	0	212	636	848	1,925	44.05%
Novi, Precinct 2	532	532	21	0	25	2	0	277	695	972	2,438	39.87%
Novi, Precinct 3	395	395	9	0	15	0	0	175	491	666	1,810	36.80%
Novi, Precinct 4	500	500	22	0	18	0	0	232	584	816	1,994	40.92%
Novi, Precinct 5	271	271	8	0	19	0	0	177	351	528	1,731	30.50%
Novi, Precinct 6	437	437	19	0	28	1	0	150	604	754	2,022	37.29%

Canvass Results

Canvassed Results

Run Time 7:33 AM
Run Date 08/19/2020

Oakland County, Michigan

Primary Election, Tuesday, August 4, 2020

8/4/2020

Page 21

Official Results

Registered Voters
370035 of 995114 = 37.19%

Precincts Reporting
506 of 506 = 100.00%

United States Senator - Democratic Party - Vote for not more than 1

Precinct	Gary Peters	Cast Votes	Undervotes	Overvotes	Invalid Votes	Rejected write-in votes	Unresolved write-in votes	Precinct Ballots Cast	Absentee Ballots Cast	Total Ballots Cast	Registered Voters	Turnout Percentage
Novi, Precinct 7	410	410	3	0	15	2	0	174	455	629	1,909	32.95%
Novi, Precinct 8	372	372	17	0	15	1	0	182	481	663	1,874	35.38%
Novi, Precinct 9	433	433	10	0	22	1	0	141	625	766	1,663	46.06%
Novi, Precinct 10	355	355	22	0	13	0	0	115	663	778	1,265	61.50%
Novi, Precinct 11	316	316	9	0	20	1	0	166	320	486	2,050	23.71%
Novi, Precinct 12	364	364	7	0	12	0	0	211	273	484	2,087	23.19%
Novi, Precinct 13	375	375	10	0	18	0	0	160	484	644	1,927	33.42%
Novi, Precinct 14	206	206	8	1	10	0	0	80	259	339	1,108	30.60%
Novi, Precinct 15	343	343	12	0	11	0	0	182	419	601	1,543	38.95%
Novi, Precinct 16	383	383	21	0	19	0	0	159	606	765	1,785	42.86%
Novi, Precinct 17	317	317	14	0	15	1	0	151	494	645	1,584	40.72%
Novi, Precinct 18	377	377	10	0	16	0	0	237	529	766	1,908	40.15%
Novi, Precinct 19	408	408	12	0	19	0	0	154	636	790	1,942	40.68%
Novi, Precinct 20	209	209	8	0	8	0	0	101	309	410	1,171	35.01%
Novi, Precinct 21	389	389	14	0	17	1	0	157	538	695	1,703	40.81%
Novi, Precinct 22	288	288	4	0	12	3	0	166	271	437	1,759	24.84%
Novi, Precinct 23	294	294	11	0	11	0	0	139	433	572	1,535	37.26%
Novi, Precinct 24	331	331	10	0	15	0	0	155	508	663	1,803	36.77%
Novi, Precinct 25	146	146	7	0	0	0	0	85	239	324	1,060	30.57%
Oak Park, Precinct 1	228	228	11	0	10	1	0	145	148	293	1,316	22.26%

Canvass Results

Canvassed Results

Run Time 7:33 AM
Run Date 08/19/2020

Oakland County, Michigan

Primary Election, Tuesday, August 4, 2020

8/4/2020

Page 22

Official Results

Registered Voters
370035 of 995114 = 37.19%

Precincts Reporting
506 of 506 = 100.00%

United States Senator - Democratic Party - Vote for not more than 1

Precinct	Gary Peters	Cast Votes	Undervotes	Overvotes	Invalid Votes	Rejected write-in votes	Unresolved write-in votes	Precinct Ballots Cast	Absentee Ballots Cast	Total Ballots Cast	Registered Voters	Turnout Percentage
Oak Park, Precinct 2	411	411	50	0	23	4	0	232	390	622	1,672	37.20%
Oak Park, Precinct 3	500	500	29	0	24	4	0	274	460	734	1,814	40.46%
Oak Park, Precinct 4	272	272	30	0	30	1	0	135	271	406	1,449	28.02%
Oak Park, Precinct 5	320	320	14	0	21	4	0	198	180	378	1,163	32.50%
Oak Park, Precinct 6	491	491	23	0	17	1	0	267	329	596	1,611	37.00%
Oak Park, Precinct 7	515	515	16	0	28	5	0	281	313	594	1,667	35.63%
Oak Park, Precinct 8	582	582	18	0	25	4	0	267	385	652	1,701	38.33%
Oak Park, Precinct 9	548	548	18	0	28	2	0	246	369	615	1,638	37.55%
Oak Park, Precinct 10	637	637	17	0	22	2	0	303	404	707	1,848	38.26%
Oak Park, Precinct 11	269	269	5	1	22	2	0	161	182	343	1,585	21.64%
Oak Park, Precinct 12	598	598	18	0	17	4	0	312	364	676	1,782	37.93%
Oak Park, Precinct 13	617	617	17	0	21	4	0	294	389	683	1,762	38.76%
Oak Park, Precinct 14	503	503	21	0	15	2	0	280	335	615	1,364	45.09%
Oak Park, Precinct 15	466	466	18	0	18	5	0	250	310	560	1,380	40.58%
Oak Park, Precinct 16	487	487	16	0	20	2	0	307	327	634	1,619	39.16%
Orchard Lake, Precinct 1	315	315	10	0	35	2	0	734	0	734	2,026	36.23%
Pleasant Ridge, Precinct 1	1,050	1,050	53	0	26	4	0	530	780	1,310	2,451	53.45%
Pontiac, Precinct 1	640	640	16	0	26	6	0	316	389	705	2,835	24.87%
Pontiac, Precinct 2	282	282	15	0	30	1	0	163	202	365	2,287	15.96%
Pontiac, Precinct 3	563	563	9	0	27	2	0	333	319	652	2,034	32.06%

Canvass Results

Canvassed Results

Run Time 7:33 AM
Run Date 08/19/2020

Oakland County, Michigan

Primary Election, Tuesday, August 4, 2020

8/4/2020

Page 23

Official Results

Registered Voters
370035 of 995114 = 37.19%

Precincts Reporting
506 of 506 = 100.00%

United States Senator - Democratic Party - Vote for not more than 1

Precinct	Gary Peters	Cast Votes	Undervotes	Overvotes	Invalid Votes	Rejected write-in votes	Unresolved write-in votes	Precinct Ballots Cast	Absentee Ballots Cast	Total Ballots Cast	Registered Voters	Turnout Percentage
Pontiac, Precinct 4	376	376	11	0	16	1	0	230	265	495	1,839	26.92%
Pontiac, Precinct 5	374	374	14	0	17	1	0	245	226	471	1,949	24.17%
Pontiac, Precinct 6	441	441	13	0	29	4	0	324	220	544	2,254	24.13%
Pontiac, Precinct 7	73	73	5	0	9	1	0	54	55	109	1,371	7.95%
Pontiac, Precinct 8	238	238	3	0	20	5	0	176	185	361	2,375	15.20%
Pontiac, Precinct 9	174	174	5	0	12	4	0	107	113	220	1,714	12.84%
Pontiac, Precinct 10	61	61	0	0	6	0	0	43	42	85	589	14.43%
Pontiac, Precinct 11	423	423	8	0	43	2	0	306	317	623	3,079	20.23%
Pontiac, Precinct 12	286	286	2	0	32	1	0	247	172	419	2,377	17.63%
Pontiac, Precinct 13	361	361	17	0	26	3	0	288	218	506	2,145	23.59%
Pontiac, Precinct 14	263	263	3	0	19	2	0	159	157	316	1,987	15.90%
Pontiac, Precinct 15	525	525	13	0	18	4	0	335	263	598	2,542	23.52%
Pontiac, Precinct 16	485	485	6	0	21	3	0	260	294	554	2,531	21.89%
Pontiac, Precinct 17	222	222	3	0	19	1	0	159	141	300	2,366	12.68%
Pontiac, Precinct 18	141	141	1	0	12	0	0	104	78	182	1,982	9.18%
Pontiac, Precinct 19	393	393	4	0	20	2	0	223	211	434	2,788	15.57%
Pontiac, Precinct 20	462	462	9	0	32	3	0	260	280	540	2,209	24.45%
Pontiac, Precinct 21	450	450	13	0	24	4	0	242	275	517	2,808	18.41%
Rochester, Precinct 1	423	423	12	1	25	0	0	248	434	682	2,042	33.40%
Rochester, Precinct 2	514	514	19	0	34	1	0	290	698	988	2,791	35.40%

Canvass Results

Canvassed Results

Run Time 7:33 AM
Run Date 08/19/2020

Oakland County, Michigan

Primary Election, Tuesday, August 4, 2020

8/4/2020

Page 24

Official Results

Registered Voters
370035 of 995114 = 37.19%

Precincts Reporting
506 of 506 = 100.00%

United States Senator - Democratic Party - Vote for not more than 1

Precinct	Gary Peters	Cast Votes	Undervotes	Overvotes	Invalid Votes	Rejected write-in votes	Unresolved write-in votes	Precinct Ballots Cast	Absentee Ballots Cast	Total Ballots Cast	Registered Voters	Turnout Percentage
Rochester, Precinct 3	280	280	16	1	14	1	0	193	320	513	1,608	31.90%
Rochester, Precinct 4	230	230	8	0	10	0	0	165	305	470	1,270	37.01%
Rochester, Precinct 5	276	276	23	0	21	0	0	208	487	695	2,085	33.33%
Rochester, Precinct 6	198	198	10	0	11	2	0	104	368	472	1,173	40.24%
Rochester Hills, Precinct 1	405	405	14	2	29	0	0	201	624	825	2,017	40.90%
Rochester Hills, Precinct 2	189	189	7	0	8	0	0	79	222	301	1,013	29.71%
Rochester Hills, Precinct 3	229	229	13	0	20	0	0	196	317	513	1,454	35.28%
Rochester Hills, Precinct 4	294	294	8	1	25	1	0	140	431	571	1,394	40.96%
Rochester Hills, Precinct 5	312	312	17	0	23	1	0	187	507	694	2,006	34.60%
Rochester Hills, Precinct 6	475	475	19	0	44	2	0	228	747	975	2,565	38.01%
Rochester Hills, Precinct 7	250	250	13	0	21	0	0	137	355	492	1,065	46.20%
Rochester Hills, Precinct 8	205	205	7	0	16	0	0	126	375	501	975	51.38%
Rochester Hills, Precinct 9	554	554	17	0	26	2	0	277	797	1,074	2,285	47.00%
Rochester Hills, Precinct 10	373	373	13	0	19	1	0	175	486	661	1,473	44.87%
Rochester Hills, Precinct 11	237	237	12	1	20	2	0	145	327	472	1,676	28.16%
Rochester Hills, Precinct 12	358	358	16	0	44	3	0	263	636	899	2,036	44.16%
Rochester Hills, Precinct 13	223	223	16	0	27	0	0	176	401	577	1,597	36.13%
Rochester Hills, Precinct 14	435	435	19	0	31	0	0	184	708	892	2,369	37.65%
Rochester Hills, Precinct 15	235	235	10	0	29	1	0	141	347	488	2,046	23.85%
Rochester Hills, Precinct 16	404	404	15	0	34	1	0	226	558	784	2,335	33.58%

Canvass Results

Canvassed Results

Run Time 7:33 AM
Run Date 08/19/2020

Oakland County, Michigan

Primary Election, Tuesday, August 4, 2020

8/4/2020

Page 25

Official Results

Registered Voters
370035 of 995114 = 37.19%

Precincts Reporting
506 of 506 = 100.00%

United States Senator - Democratic Party - Vote for not more than 1

Precinct	Gary Peters	Cast Votes	Undervotes	Overvotes	Invalid Votes	Rejected write-in votes	Unresolved write-in votes	Precinct Ballots Cast	Absentee Ballots Cast	Total Ballots Cast	Registered Voters	Turnout Percentage
Rochester Hills, Precinct 17	529	529	37	0	35	1	0	265	752	1,017	2,412	42.16%
Rochester Hills, Precinct 18	304	304	19	0	16	1	0	148	563	711	1,411	50.39%
Rochester Hills, Precinct 19	281	281	18	0	16	0	0	185	449	634	1,297	48.88%
Rochester Hills, Precinct 20	294	294	15	0	19	0	0	127	425	552	1,204	45.85%
Rochester Hills, Precinct 21	288	288	16	0	20	1	0	208	471	679	1,893	35.87%
Rochester Hills, Precinct 22	321	321	13	1	20	1	0	155	473	628	1,362	46.11%
Rochester Hills, Precinct 23	276	276	13	0	17	0	0	160	388	548	1,356	40.41%
Rochester Hills, Precinct 24	397	397	12	0	30	1	0	160	649	809	1,750	46.23%
Rochester Hills, Precinct 25	439	439	22	0	30	1	0	204	693	897	2,241	40.03%
Rochester Hills, Precinct 26	502	502	21	0	27	0	0	242	850	1,092	2,523	43.28%
Rochester Hills, Precinct 27	339	339	16	0	41	0	0	142	543	685	1,754	39.05%
Rochester Hills, Precinct 28	328	328	9	2	18	1	0	178	387	565	1,831	30.86%
Rochester Hills, Precinct 29	212	212	9	0	11	0	0	120	308	428	1,077	39.74%
Rochester Hills, Precinct 30	481	481	20	0	34	1	0	198	695	893	2,262	39.48%
Rochester Hills, Precinct 31	252	252	14	0	13	2	0	133	344	477	1,447	32.96%
Rochester Hills, Precinct 32	360	360	8	1	15	1	0	163	540	703	1,707	41.18%
Royal Oak, Precinct 1	611	611	24	0	15	0	0	300	516	816	2,274	35.88%
Royal Oak, Precinct 2	564	564	22	1	31	2	0	355	465	820	2,476	33.12%
Royal Oak, Precinct 3	394	394	16	0	16	0	0	265	300	565	1,635	34.56%
Royal Oak, Precinct 4	469	469	15	0	10	5	0	299	345	644	1,804	35.70%

Canvass Results

Canvassed Results

Run Time 7:33 AM
Run Date 08/19/2020

Oakland County, Michigan

Primary Election, Tuesday, August 4, 2020

8/4/2020

Page 26

Official Results

Registered Voters

370035 of 995114 = 37.19%

Precincts Reporting

506 of 506 = 100.00%

United States Senator - Democratic Party - Vote for not more than 1

Precinct	Gary Peters	Cast Votes	Undervotes	Overvotes	Invalid Votes	Rejected write-in votes	Unresolved write-in votes	Precinct Ballots Cast	Absentee Ballots Cast	Total Ballots Cast	Registered Voters	Turnout Percentage
Royal Oak, Precinct 5	444	444	22	0	14	1	0	229	364	593	1,591	37.27%
Royal Oak, Precinct 6	775	775	25	1	22	0	0	467	549	1,016	2,873	35.36%
Royal Oak, Precinct 7	429	429	12	0	24	0	0	250	362	612	1,921	31.86%
Royal Oak, Precinct 8	666	666	28	0	16	0	0	403	591	994	2,510	39.60%
Royal Oak, Precinct 9	760	760	36	0	26	3	0	420	645	1,065	2,880	36.98%
Royal Oak, Precinct 10	536	536	30	0	18	0	0	354	440	794	2,099	37.83%
Royal Oak, Precinct 11	411	411	17	0	14	1	0	258	345	603	1,802	33.46%
Royal Oak, Precinct 12	433	433	26	0	17	2	0	285	384	669	1,985	33.70%
Royal Oak, Precinct 13	542	542	25	0	15	3	0	344	490	834	2,174	38.36%
Royal Oak, Precinct 14	457	457	29	0	14	4	0	269	470	739	1,720	42.97%
Royal Oak, Precinct 15	344	344	7	0	8	1	0	224	256	480	1,662	28.88%
Royal Oak, Precinct 16	715	715	35	1	21	0	0	403	665	1,068	2,796	38.20%
Royal Oak, Precinct 17	501	501	20	0	20	0	0	272	482	754	1,892	39.85%
Royal Oak, Precinct 18	511	511	15	0	19	1	0	307	406	713	2,000	35.65%
Royal Oak, Precinct 19	662	662	33	0	30	2	0	422	577	999	2,774	36.01%
Royal Oak, Precinct 20	588	588	27	0	26	2	0	308	582	890	2,215	40.18%
Royal Oak, Precinct 21	527	527	16	0	20	2	0	265	505	770	2,157	35.70%
Royal Oak, Precinct 22	563	563	22	0	20	1	0	386	495	881	2,241	39.31%
Royal Oak, Precinct 23	402	402	15	0	21	4	0	269	347	616	1,810	34.03%
Royal Oak, Precinct 24	265	265	9	0	10	1	0	164	254	418	1,179	35.45%

Canvass Results

Canvassed Results

Run Time 7:33 AM
Run Date 08/19/2020

Oakland County, Michigan

Primary Election, Tuesday, August 4, 2020

8/4/2020

Page 27

Official Results

Registered Voters

370035 of 995114 = 37.19%

Precincts Reporting

506 of 506 = 100.00%

United States Senator - Democratic Party - Vote for not more than 1

Precinct	Gary Peters	Cast Votes	Undervotes	Overvotes	Invalid Votes	Rejected write-in votes	Unresolved write-in votes	Precinct Ballots Cast	Absentee Ballots Cast	Total Ballots Cast	Registered Voters	Turnout Percentage
South Lyon, Precinct 1	585	585	19	0	69	2	0	485	920	1,405	3,210	43.77%
South Lyon, Precinct 2	371	371	6	0	41	0	0	421	429	850	2,255	37.69%
South Lyon, Precinct 3	439	439	15	0	26	0	0	477	566	1,043	2,262	46.11%
South Lyon, Precinct 4	243	243	5	0	24	0	0	333	231	564	1,694	33.29%
Southfield, Precinct 1	708	708	24	0	29	0	0	206	593	799	1,698	47.06%
Southfield, Precinct 2	813	813	27	0	29	0	0	234	747	981	2,071	47.37%
Southfield, Precinct 3	572	572	28	0	15	2	0	172	506	678	1,766	38.39%
Southfield, Precinct 4	681	681	26	1	40	0	0	196	602	798	2,135	37.38%
Southfield, Precinct 5	417	417	7	0	26	0	0	195	354	549	1,234	44.49%
Southfield, Precinct 6	643	643	18	0	18	2	0	226	512	738	1,611	45.81%
Southfield, Precinct 7	953	953	12	0	37	1	0	247	799	1,046	1,751	59.74%
Southfield, Precinct 8	558	558	11	0	26	2	0	189	444	633	1,421	44.55%
Southfield, Precinct 9	476	476	11	0	12	3	0	176	401	577	1,867	30.91%
Southfield, Precinct 10	616	616	22	1	15	2	0	198	502	700	1,796	38.98%
Southfield, Precinct 11	677	677	12	1	20	2	0	202	543	745	1,958	38.05%
Southfield, Precinct 12	652	652	12	0	10	2	0	241	470	711	1,551	45.84%
Southfield, Precinct 13	582	582	30	0	30	7	0	155	570	725	1,679	43.18%
Southfield, Precinct 14	342	342	35	0	20	3	0	109	391	500	1,500	33.33%
Southfield, Precinct 15	487	487	26	0	10	2	0	178	387	565	1,404	40.24%
Southfield, Precinct 16	627	627	17	1	19	3	0	206	500	706	1,563	45.17%

Canvass Results

Canvassed Results

Run Time 7:33 AM
Run Date 03/19/2020

Oakland County, Michigan

Primary Election, Tuesday, August 4, 2020

8/4/2020

Page 28

Official Results

Registered Voters
370035 of 995114 = 37.19%

Precincts Reporting
506 of 506 = 100.00%

United States Senator - Democratic Party - Vote for not more than 1

Precinct	Gary Peters	Cast Votes	Undervotes	Overvotes	Invalid Votes	Rejected write-in votes	Unresolved write-in votes	Precinct Ballots Cast	Absentee Ballots Cast	Total Ballots Cast	Registered Voters	Turnout Percentage
Southfield, Precinct 17	614	614	26	0	21	3	0	197	514	711	1,742	40.82%
Southfield, Precinct 18	605	605	12	1	12	0	0	169	486	655	1,875	34.93%
Southfield, Precinct 19	430	430	12	0	13	2	0	177	314	491	1,411	34.80%
Southfield, Precinct 20	746	746	17	0	23	0	0	209	601	810	1,826	44.36%
Southfield, Precinct 21	813	813	20	0	33	4	0	292	598	890	1,946	45.73%
Southfield, Precinct 22	679	679	21	0	18	3	0	173	567	740	2,061	35.90%
Southfield, Precinct 23	614	614	19	0	17	2	0	194	488	682	2,002	34.07%
Southfield, Precinct 24	563	563	12	1	22	3	0	208	421	629	1,809	34.77%
Southfield, Precinct 25	607	607	20	0	22	4	0	154	531	685	1,457	47.01%
Southfield, Precinct 26	739	739	16	1	28	1	0	198	634	832	1,762	47.22%
Southfield, Precinct 27	194	194	7	0	2	0	0	160	44	204	1,718	11.87%
Southfield, Precinct 28	427	427	13	1	23	1	0	138	359	497	1,814	27.40%
Southfield, Precinct 29	907	907	22	0	26	1	0	253	779	1,032	2,229	46.30%
Southfield, Precinct 30	776	776	28	0	24	2	0	186	713	899	2,034	44.20%
Southfield, Precinct 31	537	537	23	0	10	3	0	166	435	601	1,978	30.38%
Southfield, Precinct 32	556	556	9	2	3	0	0	164	459	623	1,486	41.92%
Southfield, Precinct 33	812	812	19	0	29	4	0	276	619	895	1,962	45.62%
Southfield, Precinct 34	389	389	12	0	16	2	0	141	353	494	1,491	33.13%
Southfield, Precinct 35	389	389	12	0	19	4	0	178	284	462	1,515	30.50%
Southfield, Precinct 36	380	380	12	0	12	3	0	143	326	469	1,506	31.14%

Canvass Results

Canvassed Results

Run Time 7:33 AM
Run Date 08/19/2020

Oakland County, Michigan

Primary Election, Tuesday, August 4, 2020

8/4/2020

Page 29

Official Results

Registered Voters
370035 of 995114 = 37.19%

Precincts Reporting
506 of 506 = 100.00%

United States Senator - Democratic Party - Vote for not more than 1

Precinct	Gary Peters	Cast Votes	Undervotes	Overvotes	Invalid Votes	Rejected write-in votes	Unresolved write-in votes	Precinct Ballots Cast	Absentee Ballots Cast	Total Ballots Cast	Registered Voters	Turnout Percentage
Sylvan Lake, Precinct 1	356	356	16	0	21	2	0	225	438	663	1,532	43.28%
Troy, Precinct 1	262	262	7	0	22	0	0	169	334	503	1,423	35.35%
Troy, Precinct 2	445	445	10	0	46	5	0	243	713	956	2,371	40.32%
Troy, Precinct 3	387	387	16	0	30	1	0	195	577	772	2,133	36.19%
Troy, Precinct 4	656	656	33	0	42	0	0	272	953	1,225	2,930	41.81%
Troy, Precinct 5	274	274	19	0	21	0	0	147	489	636	1,509	42.15%
Troy, Precinct 6	102	102	7	0	13	0	0	67	167	234	527	44.40%
Troy, Precinct 7	351	351	17	0	9	0	0	156	506	662	1,763	37.55%
Troy, Precinct 8	409	409	17	0	28	0	0	222	509	731	1,889	38.70%
Troy, Precinct 9	460	460	17	1	32	1	0	245	714	959	2,352	40.77%
Troy, Precinct 10	440	440	21	1	34	0	0	213	667	880	2,129	41.33%
Troy, Precinct 11	455	455	14	0	26	0	0	221	683	904	1,918	47.13%
Troy, Precinct 12	304	304	8	0	22	0	0	134	496	630	1,487	42.37%
Troy, Precinct 13	622	622	19	0	30	1	0	330	816	1,146	2,887	39.70%
Troy, Precinct 14	384	384	9	0	30	1	0	218	573	791	2,171	36.43%
Troy, Precinct 15	464	464	20	0	25	3	0	250	588	838	2,009	41.71%
Troy, Precinct 16	371	371	16	0	15	0	0	206	459	665	1,720	38.66%
Troy, Precinct 17	458	458	18	0	32	1	0	178	723	901	2,265	39.78%
Troy, Precinct 18	316	316	14	0	15	1	0	171	471	642	1,593	40.30%
Troy, Precinct 19	383	383	16	0	28	0	0	169	589	758	1,533	49.45%

Canvass Results

Canvassed Results

Run Time 7:33 AM
Run Date 08/19/2020

Oakland County, Michigan

Primary Election, Tuesday, August 4, 2020

8/4/2020

Page 30

Official Results

Registered Voters
370035 of 995114 = 37.19%

Precincts Reporting
506 of 506 = 100.00%

United States Senator - Democratic Party - Vote for not more than 1

Precinct	Gary Peters	Cast Votes	Undervotes	Overvotes	Invalid Votes	Rejected write-in votes	Unresolved write-in votes	Precinct Ballots Cast	Absentee Ballots Cast	Total Ballots Cast	Registered Voters	Turnout Percentage
Troy, Precinct 20	428	428	21	0	29	2	0	221	698	919	2,292	40.10%
Troy, Precinct 21	306	306	11	0	21	2	0	198	372	570	1,640	34.76%
Troy, Precinct 22	568	568	21	0	39	2	0	277	763	1,040	2,782	37.38%
Troy, Precinct 23	552	552	17	0	51	2	0	242	775	1,017	2,806	36.24%
Troy, Precinct 24	402	402	12	1	37	2	0	227	593	820	2,410	34.02%
Troy, Precinct 25	419	419	24	0	38	1	0	220	589	809	2,721	29.73%
Troy, Precinct 26	347	347	10	0	33	0	0	200	425	625	2,560	24.41%
Troy, Precinct 27	355	355	9	0	16	3	0	162	375	537	1,942	27.65%
Troy, Precinct 28	314	314	7	0	22	0	0	117	371	488	1,940	25.15%
Troy, Precinct 29	528	528	26	0	42	1	0	242	760	1,002	2,546	39.36%
Troy, Precinct 30	129	129	3	0	8	2	0	55	164	219	586	37.37%
Troy, Precinct 31	180	180	5	0	14	0	0	109	275	384	865	44.39%
Walled Lake, Precinct 1	236	236	5	0	19	0	0	254	217	471	2,031	23.19%
Walled Lake, Precinct 2	317	317	15	0	25	2	0	331	332	663	2,053	32.29%
Walled Lake, Precinct 3	233	233	6	0	17	0	0	221	250	471	1,501	31.38%
Wixom, Precinct 1	422	422	16	0	25	1	0	271	720	991	2,710	36.57%
Wixom, Precinct 2	343	343	12	0	15	0	0	259	545	804	2,199	36.56%
Wixom, Precinct 3	405	405	6	0	25	1	0	213	401	614	3,301	18.60%
Wixom, Precinct 4	454	454	14	0	34	0	0	304	682	986	2,748	35.88%
Totals	202,864	202,864	8,273	52	13,429	579	0	123,052	246,987	370,039	995,114	37.19%

Canvass Results

Canvassed Results

Run Time 7:33 AM
Run Date 08/19/2020

Oakland County, Michigan

Primary Election, Tuesday, August 4, 2020

8/4/2020

Page 102

Official Results

Registered Voters
370035 of 995114 = 37.19%

Precincts Reporting
506 of 506 = 100.00%

United States Senator - Republican Party - Vote for not more than 1

Precinct	John James	Cast Votes	Undervotes	Overvotes	Invalid Votes	Rejected write-in votes	Unresolved write-in votes	Precinct Ballots Cast	Absentee Ballots Cast	Total Ballots Cast	Registered Voters	Turnout Percentage
Addison Township, Precinct 1	544	544	69	0	6	1	0	350	476	826	1,854	44.55%
Addison Township, Precinct 2	538	538	34	0	3	1	0	292	532	824	1,886	43.69%
Addison Township, Precinct 3	278	278	17	0	1	0	0	174	283	457	1,327	34.44%
Bloomfield Township, Precinct 1	271	271	48	0	10	0	0	190	448	638	1,693	37.68%
Bloomfield Township, Precinct 2	330	330	64	0	10	1	0	307	663	970	2,249	43.13%
Bloomfield Township, Precinct 3	329	329	41	0	7	2	0	318	626	944	2,138	44.15%
Bloomfield Township, Precinct 4	336	336	60	0	10	2	0	233	570	803	1,543	52.04%
Bloomfield Township, Precinct 5	423	423	79	1	17	1	0	326	725	1,051	2,259	46.53%
Bloomfield Township, Precinct 6	529	529	54	0	18	6	0	342	704	1,046	2,023	51.71%
Bloomfield Township, Precinct 7	547	547	71	0	16	5	0	384	721	1,105	2,175	50.80%
Bloomfield Township, Precinct 8	386	386	51	0	16	4	0	206	754	960	2,051	46.81%
Bloomfield Township, Precinct 9	515	515	60	0	11	4	0	308	815	1,123	2,350	47.79%
Bloomfield Township, Precinct 10	335	335	44	0	13	1	0	226	589	815	1,781	45.76%

Canvass Results

Canvassed Results

Run Time 7:33 AM
Run Date 08/19/2020

Oakland County, Michigan

Primary Election, Tuesday, August 4, 2020

8/4/2020

Page 103

Official Results

Registered Voters

370035 of 995114 = 37.19%

Precincts Reporting

506 of 506 = 100.00%

United States Senator - Republican Party - Vote for not more than 1

Precinct	John James	Cast Votes	Undervotes	Overvotes	Invalid Votes	Rejected write-in votes	Unresolved write-in votes	Precinct Ballots Cast	Absentee Ballots Cast	Total Ballots Cast	Registered Voters	Turnout Percentage
Bloomfield Township, Precinct 11	209	209	49	0	5	2	0	154	467	621	1,371	45.30%
Bloomfield Township, Precinct 12	400	400	59	0	22	3	0	255	811	1,066	1,977	53.92%
Bloomfield Township, Precinct 13	290	290	52	0	5	2	0	233	638	871	1,792	48.60%
Bloomfield Township, Precinct 14	283	283	62	0	18	4	0	266	644	910	1,694	53.72%
Bloomfield Township, Precinct 15	571	571	77	0	19	1	0	351	911	1,262	2,634	47.91%
Bloomfield Township, Precinct 16	651	651	51	0	29	2	0	339	927	1,266	3,039	41.66%
Bloomfield Township, Precinct 17	355	355	79	0	15	7	0	314	920	1,234	2,280	54.12%
Bloomfield Township, Precinct 18	451	451	68	1	10	3	0	273	731	1,004	2,126	47.22%
Brandon Township, Precinct 1	449	449	46	0	15	3	0	400	412	812	2,259	35.95%
Brandon Township, Precinct 2	480	480	38	0	12	1	0	404	427	831	2,413	34.44%
Brandon Township, Precinct 3	518	518	48	0	14	5	0	443	447	890	2,512	35.43%
Brandon Township, Precinct 4	579	579	38	0	16	6	0	452	526	978	2,813	34.77%
Brandon Township, Precinct 5	127	127	1	0	6	0	0	161	98	259	1,718	15.08%
Brandon Township, Precinct 6	218	218	12	0	7	0	0	205	161	366	1,114	32.85%

Canvass Results

Canvassed Results

Run Time 7:33 AM
Run Date 08/19/2020

Oakland County, Michigan

Primary Election, Tuesday, August 4, 2020

8/4/2020

Page 104

Official Results

Registered Voters
370035 of 995114 = 37.19%

Precincts Reporting
506 of 506 = 100.00%

United States Senator - Republican Party - Vote for not more than 1

Precinct	John James	Cast Votes	Undervotes	Overvotes	Invalid Votes	Rejected write-in votes	Unresolved write-in votes	Precinct Ballots Cast	Absentee Ballots Cast	Total Ballots Cast	Registered Voters	Turnout Percentage
Commerce Township, Precinct 1	456	456	33	0	12	3	0	339	486	825	2,289	36.04%
Commerce Township, Precinct 2	386	386	19	0	10	3	0	237	548	785	2,479	31.67%
Commerce Township, Precinct 3	337	337	22	0	12	1	0	211	777	988	2,558	38.62%
Commerce Township, Precinct 4	394	394	24	0	12	0	0	270	526	796	2,445	32.56%
Commerce Township, Precinct 5	478	478	30	0	9	1	0	281	641	922	2,633	35.02%
Commerce Township, Precinct 6	294	294	19	0	9	1	0	241	401	642	1,959	32.77%
Commerce Township, Precinct 7	555	555	53	0	13	2	0	259	742	1,001	2,359	42.43%
Commerce Township, Precinct 8	530	530	26	0	21	4	0	299	698	997	2,542	39.22%
Commerce Township, Precinct 9	463	463	26	0	11	2	0	313	635	948	2,772	34.20%
Commerce Township, Precinct 10	353	353	26	0	9	4	0	244	509	753	2,249	33.48%
Commerce Township, Precinct 11	388	388	25	0	13	1	0	225	613	838	2,537	33.03%
Commerce Township, Precinct 12	236	236	14	0	5	0	0	171	293	464	1,428	32.49%

Canvass Results

Canvassed Results

Run Time 7:33 AM
Run Date 08/19/2020

Oakland County, Michigan

Primary Election, Tuesday, August 4, 2020

8/4/2020

Page 105

Official Results

Registered Voters

370035 of 995114 = 37.19%

Precincts Reporting

506 of 506 = 100.00%

United States Senator - Republican Party - Vote for not more than 1

Precinct	John James	Cast Votes	Undervotes	Overvotes	Invalid Votes	Rejected write-in votes	Unresolved write-in votes	Precinct Ballots Cast	Absentee Ballots Cast	Total Ballots Cast	Registered Voters	Turnout Percentage
Commerce Township, Precinct 13	340	340	29	0	26	1	0	276	545	821	2,500	32.84%
Commerce Township, Precinct 14	182	182	13	0	3	1	0	195	180	375	1,886	19.88%
Commerce Township, Precinct 15	370	370	35	0	10	2	0	278	419	697	1,975	35.29%
Groveland Township, Precinct 1	385	385	49	0	7	1	0	290	307	597	1,252	47.68%
Groveland Township, Precinct 2	354	354	43	0	11	1	0	288	289	577	1,800	32.06%
Groveland Township, Precinct 3	562	562	72	0	10	3	0	387	461	848	1,696	50.00%
Highland Township, Precinct 1	627	627	53	0	15	4	0	297	761	1,058	2,850	37.12%
Highland Township, Precinct 2	470	470	35	0	16	2	0	271	498	769	2,274	33.82%
Highland Township, Precinct 3	282	282	31	1	4	5	0	160	335	495	1,745	28.37%
Highland Township, Precinct 4	501	501	63	1	15	4	0	287	673	960	2,411	39.82%
Highland Township, Precinct 5	391	391	43	0	13	2	0	213	439	652	1,422	45.85%
Highland Township, Precinct 6	546	546	63	0	11	2	0	306	588	894	2,096	42.65%

Canvass Results

Canvassed Results

Run Time 7:33 AM
Run Date 08/19/2020

Oakland County, Michigan

Primary Election, Tuesday, August 4, 2020

8/4/2020

Page 106

Official Results

Registered Voters
370035 of 995114 = 37.19%

Precincts Reporting
506 of 506 = 100.00%

United States Senator - Republican Party - Vote for not more than 1

Precinct	John James	Cast Votes	Undervotes	Overvotes	Invalid Votes	Rejected write-in votes	Unresolved write-in votes	Precinct Ballots Cast	Absentee Ballots Cast	Total Ballots Cast	Registered Voters	Turnout Percentage
Highland Township, Precinct 7	290	290	34	0	7	2	0	218	279	497	1,446	34.37%
Highland Township, Precinct 8	350	350	44	0	7	1	0	173	490	663	1,595	41.57%
Holly Township, Precinct 1	306	306	48	0	14	1	0	355	315	670	2,549	26.28%
Holly Township, Precinct 2	284	284	45	0	11	2	0	306	318	624	2,166	28.81%
Holly Township, Precinct 3	354	354	46	0	20	2	0	330	365	695	2,300	30.22%
Holly Township, Precinct 4	415	415	51	0	20	3	0	327	534	861	2,511	34.29%
Independence Township, Precinct 1	550	550	32	1	18	3	0	341	702	1,043	2,714	38.43%
Independence Township, Precinct 2	426	426	36	0	11	0	0	283	522	805	2,014	39.97%
Independence Township, Precinct 3	483	483	26	0	11	1	0	262	638	900	2,165	41.57%
Independence Township, Precinct 4	540	540	22	0	14	0	0	274	608	882	2,070	42.61%
Independence Township, Precinct 5	575	575	32	0	10	1	0	325	769	1,094	2,452	44.62%
Independence Township, Precinct 6	454	454	24	0	21	3	0	328	645	973	2,343	41.53%
Independence Township, Precinct 7	482	482	42	0	15	4	0	315	711	1,026	2,552	40.20%
Independence Township, Precinct 8	446	446	30	0	13	0	0	249	575	824	1,873	43.99%

Canvass Results

Canvassed Results

Run Time 7:33 AM
Run Date 08/19/2020

Oakland County, Michigan

Primary Election, Tuesday, August 4, 2020

8/4/2020

Page 107

Official Results

Registered Voters
370035 of 995114 = 37.19%

Precincts Reporting
506 of 506 = 100.00%

United States Senator - Republican Party - Vote for not more than 1

Precinct	John James	Cast Votes	Undervotes	Overvotes	Invalid Votes	Rejected write-in votes	Unresolved write-in votes	Precinct Ballots Cast	Absentee Ballots Cast	Total Ballots Cast	Registered Voters	Turnout Percentage
Independence Township, Precinct 9	536	536	36	0	22	0	0	346	621	967	2,446	39.53%
Independence Township, Precinct 10	316	316	21	0	8	1	0	252	388	640	2,478	25.83%
Independence Township, Precinct 11	468	468	30	0	12	4	0	319	574	893	2,760	32.36%
Independence Township, Precinct 12	212	212	12	0	7	0	0	135	277	412	1,149	35.86%
Independence Township, Precinct 13	335	335	24	0	12	3	0	180	452	632	1,847	34.22%
Lyon Township, Precinct 1	479	479	62	0	21	2	0	312	696	1,008	2,472	40.78%
Lyon Township, Precinct 2	102	102	15	0	11	1	0	60	181	241	518	46.53%
Lyon Township, Precinct 3	425	425	60	1	9	6	0	286	590	876	2,447	35.80%
Lyon Township, Precinct 4	352	352	42	0	10	2	0	260	472	732	1,884	38.85%
Lyon Township, Precinct 5	546	546	42	0	15	1	0	284	784	1,068	2,229	47.91%
Lyon Township, Precinct 6	725	725	54	0	16	0	0	352	1,002	1,354	3,075	44.03%
Lyon Township, Precinct 7	53	53	0	0	1	0	0	33	99	132	438	30.14%
Lyon Township, Precinct 8	139	139	17	0	6	0	0	111	134	245	485	50.52%
Lyon Township, Precinct 9	469	469	58	0	26	1	0	360	676	1,036	2,106	49.19%
Milford Township, Precinct 1	490	490	59	0	8	2	0	278	587	865	1,824	47.42%
Milford Township, Precinct 2	293	293	27	0	6	1	0	214	283	497	1,854	26.81%
Milford Township, Precinct 3	452	452	44	0	16	4	0	257	576	833	1,913	43.54%

Canvass Results

Canvassed Results

Run Time 7:33 AM
Run Date 08/19/2020

Oakland County, Michigan

Primary Election, Tuesday, August 4, 2020

8/4/2020

Page 108

Official Results

Registered Voters
370035 of 995114 = 37.19%

Precincts Reporting
506 of 506 = 100.00%

United States Senator - Republican Party - Vote for not more than 1

Precinct	John James	Cast Votes	Undervotes	Overvotes	Invalid Votes	Rejected write-in votes	Unresolved write-in votes	Precinct Ballots Cast	Absentee Ballots Cast	Total Ballots Cast	Registered Voters	Turnout Percentage
Milford Township, Precinct 4	336	336	35	0	13	0	0	206	393	599	1,507	39.75%
Milford Township, Precinct 5	344	344	39	0	5	1	0	193	452	645	1,553	41.53%
Milford Township, Precinct 6	328	328	59	0	16	2	0	222	541	763	1,793	42.55%
Milford Township, Precinct 7	373	373	63	0	17	1	0	268	616	884	2,142	41.27%
Milford Township, Precinct 8	285	285	39	0	10	0	0	194	446	640	1,430	44.76%
Novi Township, Precinct 1	32	32	3	0	2	0	0	76	0	76	136	55.88%
Oakland Township, Precinct 1	386	386	37	0	9	1	0	226	542	768	1,905	40.31%
Oakland Township, Precinct 2	411	411	28	1	9	2	0	322	456	778	2,186	35.59%
Oakland Township, Precinct 3	249	249	30	0	5	1	0	135	314	449	1,147	39.15%
Oakland Township, Precinct 4	383	383	11	0	10	0	0	176	471	647	1,580	40.95%
Oakland Township, Precinct 5	360	360	28	0	10	0	0	246	509	755	2,000	37.75%
Oakland Township, Precinct 6	469	469	31	0	15	2	0	254	557	811	2,172	37.34%
Oakland Township, Precinct 7	623	623	53	0	30	1	0	302	794	1,096	2,533	43.27%
Oakland Township, Precinct 8	338	338	16	0	10	4	0	200	428	628	1,517	41.40%
Orion Township, Precinct 1	346	346	22	0	18	0	0	262	442	704	2,067	34.06%
Orion Township, Precinct 2	431	431	23	0	15	0	0	351	476	827	2,338	35.37%
Orion Township, Precinct 3	488	488	24	0	7	0	0	299	600	899	1,959	45.89%
Orion Township, Precinct 4	478	478	38	0	11	1	0	298	569	867	2,280	38.03%
Orion Township, Precinct 5	412	412	16	0	21	1	0	317	524	841	2,254	37.31%
Orion Township, Precinct 6	370	370	37	0	18	1	0	226	553	779	1,801	43.25%

Canvass Results

Canvassed Results

Run Time 7:33 AM
Run Date 08/19/2020

Oakland County, Michigan

Primary Election, Tuesday, August 4, 2020

8/4/2020

Page 109

Official Results

Registered Voters
370035 of 995114 = 37.19%

Precincts Reporting
506 of 506 = 100.00%

United States Senator - Republican Party - Vote for not more than 1

Precinct	John James	Cast Votes	Undervotes	Overvotes	Invalid Votes	Rejected write-in votes	Unresolved write-in votes	Precinct Ballots Cast	Absentee Ballots Cast	Total Ballots Cast	Registered Voters	Turnout Percentage
Orion Township, Precinct 7	306	306	28	0	7	0	0	295	398	693	2,058	33.67%
Orion Township, Precinct 8	343	343	26	0	20	1	0	248	515	763	1,826	41.79%
Orion Township, Precinct 9	380	380	21	0	20	0	0	218	595	813	2,371	34.29%
Orion Township, Precinct 10	315	315	20	0	6	2	0	230	427	657	1,679	39.13%
Orion Township, Precinct 11	235	235	15	0	4	1	0	175	293	468	1,340	34.93%
Orion Township, Precinct 12	307	307	20	0	6	0	0	275	399	674	2,062	32.69%
Orion Township, Precinct 13	313	313	21	1	11	1	0	248	428	676	2,064	32.75%
Orion Township, Precinct 14	242	242	20	0	7	0	0	180	353	533	1,325	40.23%
Orion Township, Precinct 15	238	238	15	0	10	0	0	184	404	588	2,061	28.53%
Oxford Township, Precinct 1	444	444	46	0	13	1	0	309	619	928	2,628	35.31%
Oxford Township, Precinct 2	320	320	27	1	20	0	0	189	443	632	2,327	27.16%
Oxford Township, Precinct 3	624	624	67	0	22	1	0	401	741	1,142	2,703	42.25%
Oxford Township, Precinct 4	556	556	52	1	15	1	0	378	592	970	2,459	39.45%
Oxford Township, Precinct 5	276	276	17	0	9	2	0	226	338	564	1,936	29.13%
Oxford Township, Precinct 6	540	540	34	0	13	2	0	308	559	867	2,253	38.48%
Oxford Township, Precinct 7	557	557	39	0	20	5	0	350	693	1,043	2,664	39.15%
Rose Township, Precinct 1	313	313	48	0	12	1	0	239	305	544	1,365	39.85%
Rose Township, Precinct 2	453	453	58	0	10	0	0	286	467	753	1,860	40.48%
Rose Township, Precinct 3	480	480	68	0	5	5	0	268	503	771	1,949	39.56%

Canvass Results

Canvassed Results

Run Time 7:33 AM
Run Date 08/19/2020

Oakland County, Michigan

Primary Election, Tuesday, August 4, 2020

8/4/2020

Page 110

Official Results

Registered Voters

370035 of 995114 = 37.19%

Precincts Reporting

506 of 506 = 100.00%

United States Senator - Republican Party - Vote for not more than 1

Precinct	John James	Cast Votes	Undervotes	Overvotes	Invalid Votes	Rejected write-in votes	Unresolved write-in votes	Precinct Ballots Cast	Absentee Ballots Cast	Total Ballots Cast	Registered Voters	Turnout Percentage
Royal Oak Township, Precinct 1	0	0	0	0	29	0	0	223	172	395	1,458	27.09%
Royal Oak Township, Precinct 2	3	3	0	0	19	0	0	246	142	388	1,125	34.49%
Southfield Township, Precinct 1	109	109	7	0	4	0	0	171	220	391	935	41.82%
Southfield Township, Precinct 2	130	130	8	0	8	0	0	228	278	506	1,092	46.34%
Southfield Township, Precinct 3	119	119	7	0	5	0	0	184	216	400	860	46.51%
Southfield Township, Precinct 4	218	218	10	0	5	0	0	249	369	618	1,316	46.96%
Southfield Township, Precinct 5	164	164	7	0	16	1	0	293	378	671	1,386	48.41%
Southfield Township, Precinct 6	293	293	7	0	7	0	0	321	583	904	2,067	43.73%
Southfield Township, Precinct 7	171	171	4	0	9	0	0	196	289	485	1,145	42.36%
Southfield Township, Precinct 8	183	183	9	0	14	2	0	246	450	696	1,490	46.71%
Southfield Township, Precinct 9	177	177	5	0	6	0	0	299	277	576	1,292	44.58%
Southfield Township, Precinct 10	179	179	4	0	7	0	0	175	303	478	1,000	47.80%

Canvass Results

Canvassed Results

Run Time 7:33 AM
Run Date 08/19/2020

Oakland County, Michigan

Primary Election, Tuesday, August 4, 2020

8/4/2020

Page 111

Official Results

Registered Voters

370035 of 995114 = 37.19%

Precincts Reporting

506 of 506 = 100.00%

United States Senator - Republican Party - Vote for not more than 1

Precinct	John James	Cast Votes	Undervotes	Overvotes	Invalid Votes	Rejected write-in votes	Unresolved write-in votes	Precinct Ballots Cast	Absentee Ballots Cast	Total Ballots Cast	Registered Voters	Turnout Percentage
Springfield Township, Precinct 1	432	432	38	0	5	1	0	339	390	729	1,629	44.75%
Springfield Township, Precinct 2	380	380	20	0	10	1	0	305	327	632	1,874	33.72%
Springfield Township, Precinct 3	548	548	48	0	10	4	0	406	481	887	2,186	40.58%
Springfield Township, Precinct 4	272	272	16	0	11	2	0	198	332	530	1,504	35.24%
Springfield Township, Precinct 5	416	416	36	0	14	1	0	254	478	732	1,825	40.11%
Springfield Township, Precinct 6	375	375	35	0	7	2	0	295	394	689	1,714	40.20%
Springfield Township, Precinct 7	244	244	40	0	9	1	0	200	190	390	947	41.18%
Waterford Township, Precinct 1	164	164	16	0	7	2	0	107	246	353	933	37.83%
Waterford Township, Precinct 2	561	561	46	1	26	4	0	353	819	1,172	3,018	38.83%
Waterford Township, Precinct 3	448	448	28	0	17	1	0	383	617	1,000	2,879	34.73%
Waterford Township, Precinct 4	521	521	36	0	20	5	0	349	655	1,004	2,698	37.21%
Waterford Township, Precinct 5	571	571	43	0	22	5	0	391	858	1,249	3,103	40.25%

Canvass Results

Canvassed Results

Run Time 7:33 AM
Run Date 08/19/2020

Oakland County, Michigan

Primary Election, Tuesday, August 4, 2020

8/4/2020

Page 112

Official Results

Registered Voters

370035 of 995114 = 37.19%

Precincts Reporting

506 of 506 = 100.00%

United States Senator - Republican Party - Vote for not more than 1

Precinct	John James	Cast Votes	Undervotes	Overvotes	Invalid Votes	Rejected write-in votes	Unresolved write-in votes	Precinct Ballots Cast	Absentee Ballots Cast	Total Ballots Cast	Registered Voters	Turnout Percentage
Waterford Township, Precinct 6	468	468	54	1	20	3	0	298	750	1,048	2,841	36.89%
Waterford Township, Precinct 7	395	395	30	0	24	8	0	323	596	919	2,925	31.42%
Waterford Township, Precinct 8	447	447	34	0	21	2	0	296	654	950	2,735	34.73%
Waterford Township, Precinct 9	527	527	40	0	19	4	0	326	808	1,134	2,804	40.44%
Waterford Township, Precinct 10	333	333	31	0	25	1	0	217	467	684	1,599	42.78%
Waterford Township, Precinct 11	361	361	30	0	13	0	0	280	571	851	2,881	29.54%
Waterford Township, Precinct 12	470	470	44	0	23	2	0	317	763	1,080	2,920	36.99%
Waterford Township, Precinct 13	416	416	24	0	37	1	0	369	647	1,016	2,994	33.93%
Waterford Township, Precinct 14	280	280	24	0	23	2	0	245	520	765	2,882	26.54%
Waterford Township, Precinct 15	352	352	17	0	26	2	0	353	590	943	2,962	31.84%
Waterford Township, Precinct 16	542	542	26	0	26	0	0	370	732	1,102	3,140	35.10%
Waterford Township, Precinct 17	438	438	19	0	17	4	0	323	672	995	2,900	34.31%

Canvass Results

Canvassed Results

Run Time 7:33 AM
Run Date 08/19/2020

Oakland County, Michigan

Primary Election, Tuesday, August 4, 2020

8/4/2020

Page 113

Official Results**Registered Voters**

370035 of 995114 = 37.19%

Precincts Reporting

506 of 506 = 100.00%

United States Senator - Republican Party - Vote for not more than 1

Precinct	John James	Cast Votes	Undervotes	Overvotes	Invalid Votes	Rejected write-in votes	Unresolved write-in votes	Precinct Ballots Cast	Absentee Ballots Cast	Total Ballots Cast	Registered Voters	Turnout Percentage
Waterford Township, Precinct 18	336	336	30	0	23	0	0	249	556	805	2,368	33.99%
Waterford Township, Precinct 19	372	372	24	0	22	0	0	239	681	920	2,696	34.12%
Waterford Township, Precinct 20	384	384	25	0	24	1	0	304	646	950	3,065	31.00%
Waterford Township, Precinct 21	373	373	18	0	23	0	0	302	612	914	3,000	30.47%
West Bloomfield Township, Precinct 1	217	217	7	1	19	1	0	220	777	997	2,312	43.12%
West Bloomfield Township, Precinct 2	286	286	18	0	19	0	0	219	581	800	2,397	33.38%
West Bloomfield Township, Precinct 3	157	157	8	0	5	1	0	153	302	455	1,101	41.33%
West Bloomfield Township, Precinct 4	274	274	19	0	28	0	0	219	702	921	2,445	37.67%
West Bloomfield Township, Precinct 5	300	300	12	0	10	1	0	261	595	856	2,328	36.77%
West Bloomfield Township, Precinct 6	139	139	10	0	10	0	0	179	502	681	2,029	33.56%
West Bloomfield Township, Precinct 7	122	122	3	0	12	0	0	136	536	672	1,635	41.10%
West Bloomfield Township, Precinct 8	339	339	17	0	27	1	0	259	733	992	2,458	40.36%

Canvass Results

Canvassed Results

Run Time 7:33 AM
Run Date 08/19/2020

Oakland County, Michigan

Primary Election, Tuesday, August 4, 2020

8/4/2020

Page 114

Official Results

Registered Voters
370035 of 995114 = 37.19%

Precincts Reporting
506 of 506 = 100.00%

United States Senator - Republican Party - Vote for not more than 1

Precinct	John James	Cast Votes	Undervotes	Overvotes	Invalid Votes	Rejected write-in votes	Unresolved write-in votes	Precinct Ballots Cast	Absentee Ballots Cast	Total Ballots Cast	Registered Voters	Turnout Percentage
West Bloomfield Township, Precinct 9	135	135	6	0	17	2	0	214	580	794	1,829	43.41%
West Bloomfield Township, Precinct 10	259	259	11	0	19	0	0	175	904	1,079	2,570	41.98%
West Bloomfield Township, Precinct 11	136	136	10	0	23	0	0	193	649	842	2,251	37.41%
West Bloomfield Township, Precinct 12	171	171	10	1	15	2	0	176	850	1,026	2,519	40.73%
West Bloomfield Township, Precinct 13	210	210	11	0	14	0	0	218	816	1,034	2,094	49.38%
West Bloomfield Township, Precinct 14	291	291	15	0	14	1	0	233	429	662	1,834	36.10%
West Bloomfield Township, Precinct 15	247	247	9	0	32	0	0	234	965	1,199	2,783	43.08%
West Bloomfield Township, Precinct 16	352	352	15	0	37	1	0	240	919	1,159	2,479	46.75%
West Bloomfield Township, Precinct 17	217	217	15	0	31	0	0	208	841	1,049	2,303	45.55%
West Bloomfield Township, Precinct 18	236	236	10	0	15	1	0	182	598	780	1,828	42.67%
West Bloomfield Township, Precinct 19	162	162	6	0	19	0	0	194	800	994	2,016	49.31%
West Bloomfield Township, Precinct 20	137	137	8	0	9	0	0	148	429	577	1,473	39.17%

Canvass Results

Canvassed Results

Run Time 7:33 AM
Run Date 08/19/2020

Oakland County, Michigan

Primary Election, Tuesday, August 4, 2020

8/4/2020

Page 115

Official Results

Registered Voters
370035 of 995114 = 37.19%

Precincts Reporting
506 of 506 = 100.00%

United States Senator - Republican Party - Vote for not more than 1

Precinct	John James	Cast Votes	Undervotes	Overvotes	Invalid Votes	Rejected write-in votes	Unresolved write-in votes	Precinct Ballots Cast	Absentee Ballots Cast	Total Ballots Cast	Registered Voters	Turnout Percentage
West Bloomfield Township, Precinct 21	114	114	2	0	7	0	0	151	445	596	1,908	31.24%
West Bloomfield Township, Precinct 22	218	218	6	0	29	0	0	162	893	1,055	2,668	39.54%
West Bloomfield Township, Precinct 23	231	231	10	0	20	0	0	203	815	1,018	2,818	36.12%
West Bloomfield Township, Precinct 24	181	181	4	0	14	0	0	173	447	620	1,944	31.89%
West Bloomfield Township, Precinct 25	338	338	13	0	18	3	0	235	669	904	2,163	41.79%
White Lake Township, Precinct 1	488	488	59	1	24	2	0	373	587	960	2,397	40.05%
White Lake Township, Precinct 2	520	520	55	0	17	5	0	363	555	918	2,335	39.31%
White Lake Township, Precinct 3	292	292	19	0	8	2	0	184	373	557	1,403	39.70%
White Lake Township, Precinct 4	238	238	19	0	5	0	0	143	272	415	1,075	38.60%
White Lake Township, Precinct 5	487	487	45	1	14	4	0	353	633	986	2,275	43.34%
White Lake Township, Precinct 6	532	532	53	0	22	3	0	374	610	984	2,899	33.94%
White Lake Township, Precinct 7	472	472	52	0	8	4	0	261	567	828	1,826	45.35%

Canvass Results

Canvassed Results

Run Time 7:33 AM
Run Date 08/19/2020

Oakland County, Michigan

Primary Election, Tuesday, August 4, 2020

8/4/2020

Page 116

Official Results

Registered Voters
370035 of 995114 = 37.19%

Precincts Reporting
506 of 506 = 100.00%

United States Senator - Republican Party - Vote for not more than 1

Precinct	John James	Cast Votes	Undervotes	Overvotes	Invalid Votes	Rejected write-in votes	Unresolved write-in votes	Precinct Ballots Cast	Absentee Ballots Cast	Total Ballots Cast	Registered Voters	Turnout Percentage
White Lake Township, Precinct 8	419	419	31	0	16	4	0	326	450	776	2,724	28.49%
White Lake Township, Precinct 9	342	342	31	0	19	4	0	274	438	712	2,133	33.38%
White Lake Township, Precinct 10	397	397	30	0	7	0	0	279	448	727	2,554	28.47%
White Lake Township, Precinct 11	517	517	50	0	20	2	0	302	587	889	2,408	36.92%
White Lake Township, Precinct 12	275	275	25	0	13	0	0	176	380	556	1,411	39.40%
Auburn Hills, Precinct 1	165	165	6	0	3	0	0	167	186	353	1,263	27.95%
Auburn Hills, Precinct 2	122	122	2	0	11	0	0	185	325	510	1,493	34.16%
Auburn Hills, Precinct 3	190	190	6	0	12	1	0	230	323	553	2,069	26.73%
Auburn Hills, Precinct 4	187	187	5	0	9	0	0	206	295	501	1,874	26.73%
Auburn Hills, Precinct 5	184	184	11	0	10	2	0	181	337	518	1,357	38.17%
Auburn Hills, Precinct 6	454	454	25	0	15	2	0	184	868	1,052	2,258	46.59%
Auburn Hills, Precinct 7	139	139	7	0	9	0	0	236	388	624	2,009	31.06%
Auburn Hills, Precinct 8	147	147	4	0	11	0	0	201	321	522	1,794	29.10%
Auburn Hills, Precinct 9	131	131	8	0	7	0	0	123	291	414	1,438	28.79%
Berkley, Precinct 1	208	208	6	0	18	0	0	350	520	870	1,997	43.57%
Berkley, Precinct 2	177	177	3	0	12	0	0	332	429	761	1,860	40.91%
Berkley, Precinct 3	162	162	3	0	4	0	0	343	428	771	1,910	40.37%

Canvass Results

Canvassed Results

Run Time 7:33 AM
Run Date 08/19/2020

Oakland County, Michigan

Primary Election, Tuesday, August 4, 2020

8/4/2020

Page 117

Official Results

Registered Voters
370035 of 995114 = 37.19%

Precincts Reporting
506 of 506 = 100.00%

United States Senator - Republican Party - Vote for not more than 1

Precinct	John James	Cast Votes	Undervotes	Overvotes	Invalid Votes	Rejected write-in votes	Unresolved write-in votes	Precinct Ballots Cast	Absentee Ballots Cast	Total Ballots Cast	Registered Voters	Turnout Percentage
Berkley, Precinct 4	160	160	4	1	11	0	0	361	432	793	1,921	41.28%
Berkley, Precinct 5	158	158	4	0	9	1	0	320	361	681	1,668	40.83%
Berkley, Precinct 6	155	155	12	0	12	0	0	334	347	681	1,899	35.86%
Berkley, Precinct 7	148	148	3	0	16	0	0	324	405	729	1,872	38.94%
Birmingham, Precinct 1	305	305	2	0	17	1	0	317	501	818	2,058	39.75%
Birmingham, Precinct 2	277	277	12	0	14	1	0	333	492	825	2,022	40.80%
Birmingham, Precinct 3	189	189	17	0	12	0	0	307	386	693	1,802	38.46%
Birmingham, Precinct 4	289	289	8	0	16	1	0	321	519	840	2,036	41.26%
Birmingham, Precinct 5	276	276	10	0	18	0	0	335	527	862	2,025	42.57%
Birmingham, Precinct 6	268	268	11	0	24	1	0	283	623	906	2,347	38.60%
Birmingham, Precinct 7	244	244	6	0	12	0	0	399	462	861	2,397	35.92%
Birmingham, Precinct 8	244	244	13	0	10	1	0	328	437	765	2,019	37.89%
Birmingham, Precinct 9	160	160	3	0	16	1	0	284	274	558	1,586	35.18%
Bloomfield Hills, Precinct 1	435	435	15	0	18	2	0	287	683	970	2,139	45.35%
Bloomfield Hills, Precinct 2	311	311	14	0	19	0	0	174	504	678	1,715	39.53%
Clarkston, Precinct 1	163	163	15	0	7	0	0	358	0	358	841	42.57%
Clawson, Precinct 1	265	265	11	0	28	1	0	269	694	963	2,526	38.12%
Clawson, Precinct 2	190	190	15	0	20	2	0	190	446	636	1,697	37.48%
Clawson, Precinct 3	214	214	10	0	14	0	0	212	433	645	1,663	38.79%
Clawson, Precinct 4	169	169	7	0	14	0	0	198	334	532	1,583	33.61%

Canvass Results

Canvassed Results

Run Time 7:33 AM
Run Date 08/19/2020

Oakland County, Michigan

Primary Election, Tuesday, August 4, 2020

8/4/2020

Page 118

Official Results

Registered Voters

370035 of 995114 = 37.19%

Precincts Reporting

506 of 506 = 100.00%

United States Senator - Republican Party - Vote for not more than 1

Precinct	John James	Cast Votes	Undervotes	Overvotes	Invalid Votes	Rejected write-in votes	Unresolved write-in votes	Precinct Ballots Cast	Absentee Ballots Cast	Total Ballots Cast	Registered Voters	Turnout Percentage
Clawson, Precinct 5	280	280	15	0	16	1	0	277	536	813	2,070	39.28%
Farmington, Precinct 1	143	143	7	0	0	2	0	200	274	474	1,033	45.89%
Farmington, Precinct 2	184	184	5	0	5	2	0	259	361	620	1,539	40.29%
Farmington, Precinct 3	156	156	6	0	9	2	0	242	298	540	1,455	37.11%
Farmington, Precinct 4	130	130	5	0	10	1	0	231	333	564	1,359	41.50%
Farmington, Precinct 5	160	160	6	1	5	2	0	203	293	496	1,076	46.10%
Farmington, Precinct 6	191	191	3	0	3	1	0	201	328	529	1,188	44.53%
Farmington Hills, Precinct 1	176	176	7	0	22	2	0	159	801	960	2,254	42.59%
Farmington Hills, Precinct 2	213	213	6	0	10	0	0	307	788	1,095	2,473	44.28%
Farmington Hills, Precinct 3	261	261	9	0	12	0	0	264	1,001	1,265	2,618	48.32%
Farmington Hills, Precinct 4	290	290	7	1	18	0	0	210	901	1,111	2,476	44.87%
Farmington Hills, Precinct 5	197	197	6	0	14	0	0	159	548	707	2,169	32.60%
Farmington Hills, Precinct 6	65	65	0	0	3	0	0	117	245	362	1,407	25.73%
Farmington Hills, Precinct 7	306	306	11	0	17	0	0	217	816	1,033	2,399	43.06%
Farmington Hills, Precinct 8	231	231	5	0	3	0	0	209	690	899	2,079	43.24%
Farmington Hills, Precinct 9	293	293	7	0	21	0	0	252	889	1,141	2,757	41.39%
Farmington Hills, Precinct 10	277	277	7	0	18	1	0	296	925	1,221	3,053	39.99%
Farmington Hills, Precinct 11	199	199	1	0	14	1	0	224	663	887	2,459	36.07%
Farmington Hills, Precinct 12	194	194	7	0	13	0	0	261	735	996	2,127	46.83%
Farmington Hills, Precinct 13	230	230	7	0	1	0	0	257	620	877	1,945	45.09%

Canvass Results

Canvassed Results

Run Time 7:33 AM
Run Date 08/19/2020

Oakland County, Michigan

Primary Election, Tuesday, August 4, 2020

8/4/2020

Page 119

Official Results

Registered Voters

370035 of 995114 = 37.19%

Precincts Reporting

506 of 506 = 100.00%

United States Senator - Republican Party - Vote for not more than 1

Precinct	John James	Cast Votes	Undervotes	Overvotes	Invalid Votes	Rejected write-in votes	Unresolved write-in votes	Precinct Ballots Cast	Absentee Ballots Cast	Total Ballots Cast	Registered Voters	Turnout Percentage
Farmington Hills, Precinct 14	360	360	16	0	9	1	0	293	762	1,055	2,407	43.83%
Farmington Hills, Precinct 15	174	174	5	0	10	0	0	140	395	535	1,317	40.62%
Farmington Hills, Precinct 16	360	360	13	0	9	1	0	251	912	1,163	2,872	40.49%
Farmington Hills, Precinct 17	64	64	1	0	9	1	0	175	395	570	2,348	24.28%
Farmington Hills, Precinct 18	213	213	6	0	6	1	0	178	511	689	1,644	41.91%
Farmington Hills, Precinct 19	207	207	7	0	15	2	0	298	683	981	2,241	43.78%
Farmington Hills, Precinct 20	245	245	6	0	16	0	0	289	848	1,137	2,905	39.14%
Farmington Hills, Precinct 21	254	254	9	0	16	2	0	245	668	913	2,791	32.71%
Farmington Hills, Precinct 22	240	240	3	0	9	0	0	176	510	686	1,937	35.42%
Farmington Hills, Precinct 23	249	249	6	0	8	2	0	154	604	758	1,972	38.44%
Farmington Hills, Precinct 24	399	399	12	0	20	2	0	218	955	1,173	2,882	40.70%
Farmington Hills, Precinct 25	268	268	11	0	13	0	0	204	891	1,095	2,841	38.54%
Farmington Hills, Precinct 26	249	249	8	0	11	2	0	272	599	871	2,730	31.90%
Farmington Hills, Precinct 27	186	186	7	0	10	1	0	227	478	705	2,744	25.69%
Fenton, Precinct 2	2	2	0	0	0	0	0	5	0	5	15	33.33%
Ferndale, Precinct 1	129	129	10	0	17	0	0	435	851	1,286	2,379	54.06%
Ferndale, Precinct 2	61	61	2	0	10	2	0	333	392	725	1,785	40.62%
Ferndale, Precinct 3	75	75	4	0	6	0	0	361	501	862	1,954	44.11%
Ferndale, Precinct 4	80	80	0	0	5	0	0	313	399	712	1,851	38.47%
Ferndale, Precinct 5	90	90	3	0	7	0	0	386	425	811	1,938	41.85%

Canvass Results

Canvassed Results

Run Time 7:33 AM
Run Date 08/19/2020

Oakland County, Michigan

Primary Election, Tuesday, August 4, 2020

8/4/2020

Page 120

Official Results**Registered Voters**

370035 of 995114 = 37.19%

Precincts Reporting

506 of 506 = 100.00%

United States Senator - Republican Party - Vote for not more than 1

Precinct	John James	Cast Votes	Undervotes	Overvotes	Invalid Votes	Rejected write-in votes	Unresolved write-in votes	Precinct Ballots Cast	Absentee Ballots Cast	Total Ballots Cast	Registered Voters	Turnout Percentage
Ferndale, Precinct 6	112	112	5	0	9	1	0	333	327	660	1,843	35.81%
Ferndale, Precinct 7	95	95	1	0	8	0	0	291	275	566	1,673	33.83%
Ferndale, Precinct 8	47	47	2	0	6	0	0	229	202	431	1,071	40.24%
Ferndale, Precinct 9	79	79	5	0	10	1	0	378	566	944	1,926	49.01%
Hazel Park, Precinct 1	121	121	6	0	12	2	0	283	302	585	2,338	25.02%
Hazel Park, Precinct 2	149	149	5	0	15	1	0	267	363	630	2,245	28.06%
Hazel Park, Precinct 3	159	159	8	0	10	2	0	246	244	490	1,996	24.55%
Hazel Park, Precinct 4	107	107	7	0	12	2	0	177	265	442	1,490	29.66%
Hazel Park, Precinct 5	160	160	6	1	18	1	0	238	354	592	2,316	25.56%
Hazel Park, Precinct 6	106	106	5	0	8	0	0	181	252	433	1,912	22.65%
Huntington Woods, Precinct 1	74	74	3	0	8	1	0	228	576	804	1,296	62.04%
Huntington Woods, Precinct 2	68	68	2	0	3	0	0	185	412	597	1,066	56.00%
Huntington Woods, Precinct 3	78	78	2	0	3	0	0	244	432	676	1,134	59.61%
Huntington Woods, Precinct 4	51	51	2	0	5	0	0	199	462	661	1,046	63.19%
Huntington Woods, Precinct 5	79	79	8	0	10	0	0	239	441	680	1,080	62.96%
Keego Harbor, Precinct 1	207	207	4	0	12	0	0	578	0	578	2,185	26.45%
Lake Angelus, Precinct 1	91	91	6	0	5	1	0	148	0	148	250	59.20%

Canvass Results

Canvassed Results

Run Time 7:33 AM
Run Date 08/19/2020

Oakland County, Michigan

Primary Election, Tuesday, August 4, 2020

8/4/2020

Page 121

Official Results

Registered Voters
370035 of 995114 = 37.19%

Precincts Reporting
506 of 506 = 100.00%

United States Senator - Republican Party - Vote for not more than 1

Precinct	John James	Cast Votes	Undervotes	Overvotes	Invalid Votes	Rejected write-in votes	Unresolved write-in votes	Precinct Ballots Cast	Absentee Ballots Cast	Total Ballots Cast	Registered Voters	Turnout Percentage
Lathrup Village, Precinct 1	105	105	5	0	12	0	0	290	769	1,059	1,927	54.96%
Lathrup Village, Precinct 2	67	67	1	0	6	1	0	324	700	1,024	1,902	53.84%
Madison Heights, Precinct 1	115	115	7	0	7	1	0	210	236	446	1,900	23.47%
Madison Heights, Precinct 2	124	124	5	0	7	1	0	200	251	451	1,623	27.79%
Madison Heights, Precinct 3	119	119	4	0	13	0	0	221	236	457	1,925	23.74%
Madison Heights, Precinct 4	138	138	7	0	7	2	0	197	235	432	1,909	22.63%
Madison Heights, Precinct 5	150	150	15	0	5	0	0	211	238	449	1,584	28.35%
Madison Heights, Precinct 6	19	19	1	0	5	0	0	22	88	110	431	25.52%
Madison Heights, Precinct 7	301	301	9	0	13	1	0	325	473	798	2,275	35.08%
Madison Heights, Precinct 8	312	312	21	0	33	1	0	367	577	944	2,828	33.38%
Madison Heights, Precinct 9	262	262	9	0	13	4	0	343	450	793	2,329	34.05%
Madison Heights, Precinct 10	236	236	8	0	22	2	0	301	419	720	1,923	37.44%
Madison Heights, Precinct 11	138	138	9	0	22	0	0	275	305	580	2,842	20.41%
Northville, Precinct 2	483	483	22	0	19	0	0	289	888	1,177	2,675	44.00%
Novi, Precinct 1	359	359	14	0	4	0	0	212	636	848	1,925	44.05%
Novi, Precinct 2	371	371	12	0	16	1	0	277	695	972	2,438	39.87%
Novi, Precinct 3	223	223	17	0	8	0	0	175	491	666	1,810	36.80%
Novi, Precinct 4	255	255	12	0	5	3	0	232	584	816	1,994	40.92%
Novi, Precinct 5	198	198	19	0	15	0	0	177	351	528	1,731	30.50%
Novi, Precinct 6	223	223	25	1	18	1	0	150	604	754	2,022	37.29%

Canvass Results

Canvassed Results

Run Time 7:33 AM
Run Date 08/19/2020

Oakland County, Michigan

Primary Election, Tuesday, August 4, 2020

8/4/2020

Page 122

Official Results

Registered Voters

370035 of 995114 = 37.19%

Precincts Reporting

506 of 506 = 100.00%

United States Senator - Republican Party - Vote for not more than 1

Precinct	John James	Cast Votes	Undervotes	Overvotes	Invalid Votes	Rejected write-in votes	Unresolved write-in votes	Precinct Ballots Cast	Absentee Ballots Cast	Total Ballots Cast	Registered Voters	Turnout Percentage
Novi, Precinct 7	169	169	19	0	10	0	0	174	455	629	1,909	32.95%
Novi, Precinct 8	241	241	5	1	14	1	0	182	481	663	1,874	35.38%
Novi, Precinct 9	271	271	19	0	13	1	0	141	625	766	1,663	46.06%
Novi, Precinct 10	361	361	16	0	11	1	0	115	663	778	1,265	61.50%
Novi, Precinct 11	124	124	5	0	12	0	0	166	320	486	2,050	23.71%
Novi, Precinct 12	93	93	1	0	9	0	0	211	273	484	2,087	23.19%
Novi, Precinct 13	225	225	6	0	12	0	0	160	484	644	1,927	33.42%
Novi, Precinct 14	102	102	2	0	7	1	0	80	259	339	1,108	30.60%
Novi, Precinct 15	214	214	12	0	8	0	0	182	419	601	1,543	38.95%
Novi, Precinct 16	320	320	9	0	9	1	0	159	606	765	1,785	42.86%
Novi, Precinct 17	275	275	6	0	17	2	0	151	494	645	1,584	40.72%
Novi, Precinct 18	340	340	13	0	10	1	0	237	529	766	1,908	40.15%
Novi, Precinct 19	319	319	16	0	13	2	0	154	636	790	1,942	40.68%
Novi, Precinct 20	178	178	4	0	3	0	0	101	309	410	1,171	35.01%
Novi, Precinct 21	250	250	13	0	9	2	0	157	538	695	1,703	40.81%
Novi, Precinct 22	102	102	10	0	17	0	0	166	271	437	1,759	24.84%
Novi, Precinct 23	233	233	14	0	7	0	0	139	433	572	1,535	37.26%
Novi, Precinct 24	281	281	11	0	13	5	0	155	508	663	1,803	36.77%
Novi, Precinct 25	165	165	3	0	3	0	0	85	239	324	1,060	30.57%
Oak Park, Precinct 1	34	34	2	0	6	0	0	145	148	293	1,316	22.26%

Canvass Results

Canvassed Results

Run Time 7:33 AM
Run Date 08/19/2020

Oakland County, Michigan

Primary Election, Tuesday, August 4, 2020

8/4/2020

Page 123

Official Results

Registered Voters
370035 of 995114 = 37.19%

Precincts Reporting
506 of 506 = 100.00%

United States Senator - Republican Party - Vote for not more than 1

Precinct	John James	Cast Votes	Undervotes	Overvotes	Invalid Votes	Rejected write-in votes	Unresolved write-in votes	Precinct Ballots Cast	Absentee Ballots Cast	Total Ballots Cast	Registered Voters	Turnout Percentage
Oak Park, Precinct 2	116	116	7	0	9	0	0	232	390	622	1,672	37.20%
Oak Park, Precinct 3	140	140	19	1	14	1	0	274	460	734	1,814	40.46%
Oak Park, Precinct 4	57	57	9	0	7	0	0	135	271	406	1,449	28.02%
Oak Park, Precinct 5	15	15	3	0	8	0	0	198	180	378	1,163	32.50%
Oak Park, Precinct 6	44	44	6	0	10	0	0	267	329	596	1,611	37.00%
Oak Park, Precinct 7	21	21	2	0	5	0	0	281	313	594	1,667	35.63%
Oak Park, Precinct 8	18	18	0	0	13	0	0	267	385	652	1,701	38.33%
Oak Park, Precinct 9	18	18	0	0	4	0	0	246	369	615	1,638	37.55%
Oak Park, Precinct 10	21	21	1	0	5	0	0	303	404	707	1,848	38.26%
Oak Park, Precinct 11	37	37	0	0	10	0	0	161	182	343	1,585	21.64%
Oak Park, Precinct 12	28	28	2	0	3	0	0	312	364	676	1,782	37.93%
Oak Park, Precinct 13	14	14	2	0	9	0	0	294	389	683	1,762	38.76%
Oak Park, Precinct 14	66	66	2	0	4	0	0	280	335	615	1,364	45.09%
Oak Park, Precinct 15	45	45	0	0	8	0	0	250	310	560	1,380	40.58%
Oak Park, Precinct 16	93	93	2	0	10	0	0	307	327	634	1,619	39.16%
Orchard Lake, Precinct 1	343	343	10	0	17	0	0	734	0	734	2,026	36.23%
Pleasant Ridge, Precinct 1	162	162	3	0	11	0	0	530	780	1,310	2,451	53.45%
Pontiac, Precinct 1	8	8	1	0	9	0	0	316	389	705	2,835	24.87%
Pontiac, Precinct 2	28	28	0	0	19	0	0	163	202	365	2,287	15.96%
Pontiac, Precinct 3	46	46	1	0	8	0	0	333	319	652	2,034	32.06%

Canvass Results

Canvassed Results

Run Time 7:33 AM
Run Date 08/19/2020

Oakland County, Michigan

Primary Election, Tuesday, August 4, 2020

8/4/2020

Page 124

Official Results

Registered Voters
370035 of 995114 = 37.19%

Precincts Reporting
506 of 506 = 100.00%

United States Senator - Republican Party - Vote for not more than 1

Precinct	John James	Cast Votes	Undervotes	Overvotes	Invalid Votes	Rejected write-in votes	Unresolved write-in votes	Precinct Ballots Cast	Absentee Ballots Cast	Total Ballots Cast	Registered Voters	Turnout Percentage
Pontiac, Precinct 4	77	77	7	0	11	0	0	230	265	495	1,839	26.92%
Pontiac, Precinct 5	53	53	5	0	5	0	0	245	226	471	1,949	24.17%
Pontiac, Precinct 6	54	54	0	0	9	1	0	324	220	544	2,254	24.13%
Pontiac, Precinct 7	17	17	0	0	4	0	0	54	55	109	1,371	7.95%
Pontiac, Precinct 8	85	85	1	0	8	2	0	176	185	361	2,375	15.20%
Pontiac, Precinct 9	24	24	0	0	4	0	0	107	113	220	1,714	12.84%
Pontiac, Precinct 10	18	18	0	0	1	0	0	43	42	85	589	14.43%
Pontiac, Precinct 11	128	128	1	0	21	2	0	306	317	623	3,079	20.23%
Pontiac, Precinct 12	91	91	2	0	7	1	0	247	172	419	2,377	17.63%
Pontiac, Precinct 13	88	88	1	0	20	0	0	288	218	506	2,145	23.59%
Pontiac, Precinct 14	26	26	1	0	7	0	0	159	157	316	1,987	15.90%
Pontiac, Precinct 15	31	31	1	0	6	1	0	335	263	598	2,542	23.52%
Pontiac, Precinct 16	32	32	2	0	9	0	0	260	294	554	2,531	21.89%
Pontiac, Precinct 17	48	48	4	0	8	0	0	159	141	300	2,366	12.68%
Pontiac, Precinct 18	22	22	0	0	10	0	0	104	78	182	1,982	9.18%
Pontiac, Precinct 19	11	11	1	0	8	0	0	223	211	434	2,788	15.57%
Pontiac, Precinct 20	27	27	4	0	7	0	0	260	280	540	2,209	24.45%
Pontiac, Precinct 21	22	22	1	0	13	0	0	242	275	517	2,808	18.41%
Rochester, Precinct 1	199	199	4	0	16	0	0	248	434	682	2,042	33.40%
Rochester, Precinct 2	388	388	7	1	11	1	0	290	698	988	2,791	35.40%

Canvass Results

Canvassed Results

Run Time 7:33 AM
Run Date 08/19/2020

Oakland County, Michigan

Primary Election, Tuesday, August 4, 2020

8/4/2020

Page 125

Official Results

Registered Voters
370035 of 995114 = 37.19%

Precincts Reporting
506 of 506 = 100.00%

United States Senator - Republican Party - Vote for not more than 1

Precinct	John James	Cast Votes	Undervotes	Overvotes	Invalid Votes	Rejected write-in votes	Unresolved write-in votes	Precinct Ballots Cast	Absentee Ballots Cast	Total Ballots Cast	Registered Voters	Turnout Percentage
Rochester, Precinct 3	182	182	8	0	5	0	0	193	320	513	1,608	31.90%
Rochester, Precinct 4	212	212	5	0	2	0	0	165	305	470	1,270	37.01%
Rochester, Precinct 5	338	338	11	1	19	1	0	208	487	695	2,085	33.33%
Rochester, Precinct 6	236	236	6	0	7	0	0	104	368	472	1,173	40.24%
Rochester Hills, Precinct 1	337	337	15	0	11	1	0	201	624	825	2,017	40.90%
Rochester Hills, Precinct 2	90	90	3	0	4	1	0	79	222	301	1,013	29.71%
Rochester Hills, Precinct 3	227	227	8	0	16	1	0	196	317	513	1,454	35.28%
Rochester Hills, Precinct 4	223	223	12	0	8	0	0	140	431	571	1,394	40.96%
Rochester Hills, Precinct 5	304	304	10	0	8	6	0	187	507	694	2,006	34.60%
Rochester Hills, Precinct 6	390	390	14	0	17	2	0	228	747	975	2,565	38.01%
Rochester Hills, Precinct 7	194	194	6	0	8	0	0	137	355	492	1,065	46.20%
Rochester Hills, Precinct 8	245	245	18	0	11	0	0	126	375	501	975	51.38%
Rochester Hills, Precinct 9	443	443	15	1	13	0	0	277	797	1,074	2,285	47.00%
Rochester Hills, Precinct 10	232	232	14	0	4	0	0	175	486	661	1,473	44.87%
Rochester Hills, Precinct 11	178	178	11	0	8	2	0	145	327	472	1,676	28.16%
Rochester Hills, Precinct 12	436	436	17	0	17	0	0	263	636	899	2,036	44.16%
Rochester Hills, Precinct 13	280	280	8	0	12	5	0	176	401	577	1,597	36.13%
Rochester Hills, Precinct 14	380	380	5	0	17	0	0	184	708	892	2,369	37.65%
Rochester Hills, Precinct 15	186	186	13	0	9	1	0	141	347	488	2,046	23.85%
Rochester Hills, Precinct 16	292	292	12	0	13	5	0	226	558	784	2,335	33.58%

Canvass Results

Canvassed Results

Run Time 7:33 AM
Run Date 08/19/2020

Oakland County, Michigan

Primary Election, Tuesday, August 4, 2020

8/4/2020

Page 126

Official Results

Registered Voters
370035 of 995114 = 37.19%

Precincts Reporting
506 of 506 = 100.00%

United States Senator - Republican Party - Vote for not more than 1

Precinct	John James	Cast Votes	Undervotes	Overvotes	Invalid Votes	Rejected write-in votes	Unresolved write-in votes	Precinct Ballots Cast	Absentee Ballots Cast	Total Ballots Cast	Registered Voters	Turnout Percentage
Rochester Hills, Precinct 17	380	380	16	0	16	0	0	265	752	1,017	2,412	42.16%
Rochester Hills, Precinct 18	333	333	13	1	19	1	0	148	563	711	1,411	50.39%
Rochester Hills, Precinct 19	301	301	10	0	7	0	0	185	449	634	1,297	48.88%
Rochester Hills, Precinct 20	189	189	19	0	6	1	0	127	425	552	1,204	45.85%
Rochester Hills, Precinct 21	321	321	11	0	21	1	0	208	471	679	1,893	35.87%
Rochester Hills, Precinct 22	251	251	5	0	12	2	0	155	473	628	1,362	46.11%
Rochester Hills, Precinct 23	220	220	10	0	9	0	0	160	388	548	1,356	40.41%
Rochester Hills, Precinct 24	335	335	14	0	18	1	0	160	649	809	1,750	46.23%
Rochester Hills, Precinct 25	359	359	16	0	20	2	0	204	693	897	2,241	40.03%
Rochester Hills, Precinct 26	497	497	20	0	14	0	0	242	850	1,092	2,523	43.28%
Rochester Hills, Precinct 27	246	246	19	0	16	2	0	142	543	685	1,754	39.05%
Rochester Hills, Precinct 28	183	183	8	0	8	0	0	178	387	565	1,831	30.86%
Rochester Hills, Precinct 29	177	177	9	0	4	0	0	120	308	428	1,077	39.74%
Rochester Hills, Precinct 30	317	317	14	0	20	0	0	198	695	893	2,262	39.48%
Rochester Hills, Precinct 31	178	178	6	0	7	0	0	133	344	477	1,447	32.96%
Rochester Hills, Precinct 32	287	287	15	0	8	0	0	163	540	703	1,707	41.18%
Royal Oak, Precinct 1	146	146	7	0	14	0	0	300	516	816	2,274	35.88%
Royal Oak, Precinct 2	184	184	6	0	11	1	0	355	465	820	2,476	33.12%
Royal Oak, Precinct 3	125	125	5	0	12	0	0	265	300	565	1,635	34.56%
Royal Oak, Precinct 4	136	136	3	0	6	0	0	299	345	644	1,804	35.70%

Canvass Results

Canvassed Results

Run Time 7:33 AM
Run Date 08/19/2020

Oakland County, Michigan

Primary Election, Tuesday, August 4, 2020

8/4/2020

Page 127

Official Results

Registered Voters
370035 of 995114 = 37.19%

Precincts Reporting
506 of 506 = 100.00%

United States Senator - Republican Party - Vote for not more than 1

Precinct	John James	Cast Votes	Undervotes	Overvotes	Invalid Votes	Rejected write-in votes	Unresolved write-in votes	Precinct Ballots Cast	Absentee Ballots Cast	Total Ballots Cast	Registered Voters	Turnout Percentage
Royal Oak, Precinct 5	101	101	6	0	4	1	0	229	364	593	1,591	37.27%
Royal Oak, Precinct 6	165	165	9	0	19	0	0	467	549	1,016	2,873	35.36%
Royal Oak, Precinct 7	135	135	6	0	5	0	0	250	362	612	1,921	31.86%
Royal Oak, Precinct 8	253	253	10	0	18	1	0	403	591	994	2,510	39.60%
Royal Oak, Precinct 9	215	215	7	0	16	3	0	420	645	1,065	2,880	36.98%
Royal Oak, Precinct 10	194	194	5	0	12	0	0	354	440	794	2,099	37.83%
Royal Oak, Precinct 11	144	144	3	0	12	0	0	258	345	603	1,802	33.46%
Royal Oak, Precinct 12	177	177	8	0	6	0	0	285	384	669	1,985	33.70%
Royal Oak, Precinct 13	236	236	5	0	9	0	0	344	490	834	2,174	38.36%
Royal Oak, Precinct 14	227	227	4	0	2	0	0	269	470	739	1,720	42.97%
Royal Oak, Precinct 15	109	109	7	0	4	0	0	224	256	480	1,662	28.88%
Royal Oak, Precinct 16	274	274	10	0	11	0	0	403	665	1,068	2,796	38.20%
Royal Oak, Precinct 17	186	186	8	0	12	2	0	272	482	754	1,892	39.85%
Royal Oak, Precinct 18	147	147	8	0	11	0	0	307	406	713	2,000	35.65%
Royal Oak, Precinct 19	248	248	9	0	13	3	0	422	577	999	2,774	36.01%
Royal Oak, Precinct 20	229	229	7	0	7	1	0	308	582	890	2,215	40.18%
Royal Oak, Precinct 21	187	187	8	0	13	0	0	265	505	770	2,157	35.70%
Royal Oak, Precinct 22	256	256	14	0	4	1	0	386	495	881	2,241	39.31%
Royal Oak, Precinct 23	155	155	7	0	16	1	0	269	347	616	1,810	34.03%
Royal Oak, Precinct 24	121	121	7	0	5	1	0	164	254	418	1,179	35.45%

Canvass Results

Canvassed Results

Run Time 7:33 AM
Run Date 08/19/2020

Oakland County, Michigan

Primary Election, Tuesday, August 4, 2020

8/4/2020

Page 128

Official Results

Registered Voters
370035 of 995114 = 37.19%
Precincts Reporting
506 of 506 = 100.00%

United States Senator - Republican Party - Vote for not more than 1

Precinct	John James	Cast Votes	Undervotes	Overvotes	Invalid Votes	Rejected write-in votes	Unresolved write-in votes	Precinct Ballots Cast	Absentee Ballots Cast	Total Ballots Cast	Registered Voters	Turnout Percentage
South Lyon, Precinct 1	615	615	51	0	37	3	0	485	920	1,405	3,210	43.77%
South Lyon, Precinct 2	370	370	29	0	22	1	0	421	429	850	2,255	37.69%
South Lyon, Precinct 3	490	490	26	0	20	2	0	477	566	1,043	2,262	46.11%
South Lyon, Precinct 4	240	240	21	0	4	1	0	333	231	564	1,694	33.29%
Southfield, Precinct 1	28	28	4	0	12	0	0	206	593	799	1,698	47.06%
Southfield, Precinct 2	100	100	2	0	13	0	0	234	747	981	2,071	47.37%
Southfield, Precinct 3	57	57	0	0	8	0	0	172	506	678	1,766	38.39%
Southfield, Precinct 4	42	42	5	0	11	0	0	196	602	798	2,135	37.38%
Southfield, Precinct 5	81	81	10	0	6	2	0	195	354	549	1,234	44.49%
Southfield, Precinct 6	47	47	5	0	8	0	0	226	512	738	1,611	45.81%
Southfield, Precinct 7	32	32	3	0	16	0	0	247	799	1,046	1,751	59.74%
Southfield, Precinct 8	33	33	3	0	8	0	0	189	444	633	1,421	44.55%
Southfield, Precinct 9	70	70	0	0	4	0	0	176	401	577	1,867	30.91%
Southfield, Precinct 10	38	38	0	0	7	0	0	198	502	700	1,796	38.98%
Southfield, Precinct 11	28	28	0	0	10	0	0	202	543	745	1,958	38.05%
Southfield, Precinct 12	34	34	0	0	2	0	0	241	470	711	1,551	45.84%
Southfield, Precinct 13	63	63	2	0	16	0	0	155	570	725	1,679	43.18%
Southfield, Precinct 14	92	92	2	0	8	0	0	109	391	500	1,500	33.33%
Southfield, Precinct 15	34	34	0	0	7	0	0	178	387	565	1,404	40.24%
Southfield, Precinct 16	35	35	1	0	7	0	0	206	500	706	1,563	45.17%

Canvass Results

Canvassed Results

Run Time 7:33 AM
Run Date 08/19/2020

Oakland County, Michigan

Primary Election, Tuesday, August 4, 2020

8/4/2020

Page 129

Official Results

Registered Voters

370035 of 995114 = 37.19%

Precincts Reporting

506 of 506 = 100.00%

United States Senator - Republican Party - Vote for not more than 1

Precinct	John James	Cast Votes	Undervotes	Overvotes	Invalid Votes	Rejected write-in votes	Unresolved write-in votes	Precinct Ballots Cast	Absentee Ballots Cast	Total Ballots Cast	Registered Voters	Turnout Percentage
Southfield, Precinct 17	40	40	2	0	7	0	0	197	514	711	1,742	40.82%
Southfield, Precinct 18	16	16	0	0	11	1	0	169	486	655	1,875	34.93%
Southfield, Precinct 19	29	29	1	0	9	0	0	177	314	491	1,411	34.80%
Southfield, Precinct 20	22	22	0	0	3	0	0	209	601	810	1,826	44.36%
Southfield, Precinct 21	15	15	1	0	7	0	0	292	598	890	1,946	45.73%
Southfield, Precinct 22	10	10	0	0	11	0	0	173	567	740	2,061	35.90%
Southfield, Precinct 23	27	27	0	0	6	0	0	194	488	682	2,002	34.07%
Southfield, Precinct 24	21	21	1	0	11	0	0	208	421	629	1,809	34.77%
Southfield, Precinct 25	27	27	0	0	8	1	0	154	531	685	1,457	47.01%
Southfield, Precinct 26	40	40	1	0	11	0	0	198	634	832	1,762	47.22%
Southfield, Precinct 27	1	1	0	0	1	0	0	160	44	204	1,718	11.87%
Southfield, Precinct 28	28	28	0	0	9	0	0	138	359	497	1,814	27.40%
Southfield, Precinct 29	63	63	3	1	11	0	0	253	779	1,032	2,229	46.30%
Southfield, Precinct 30	56	56	1	0	15	0	0	186	713	899	2,034	44.20%
Southfield, Precinct 31	25	25	0	0	6	0	0	166	435	601	1,978	30.38%
Southfield, Precinct 32	49	49	2	0	1	0	0	164	459	623	1,486	41.92%
Southfield, Precinct 33	29	29	0	0	7	0	0	276	619	895	1,962	45.62%
Southfield, Precinct 34	66	66	3	0	7	0	0	141	353	494	1,491	33.13%
Southfield, Precinct 35	32	32	2	0	9	0	0	178	284	462	1,515	30.50%
Southfield, Precinct 36	56	56	1	0	11	0	0	143	326	469	1,506	31.14%

Canvass Results

Canvassed Results

Run Time 7:33 AM
Run Date 08/19/2020

Oakland County, Michigan

Primary Election, Tuesday, August 4, 2020

8/4/2020

Page 130

Official Results

Registered Voters
370035 of 995114 = 37.19%

Precincts Reporting
506 of 506 = 100.00%

United States Senator - Republican Party - Vote for not more than 1

Precinct	John James	Cast Votes	Undervotes	Overvotes	Invalid Votes	Rejected write-in votes	Unresolved write-in votes	Precinct Ballots Cast	Absentee Ballots Cast	Total Ballots Cast	Registered Voters	Turnout Percentage
Sylvan Lake, Precinct 1	240	240	11	0	17	1	0	225	438	663	1,532	43.28%
Troy, Precinct 1	195	195	11	0	6	0	0	169	334	503	1,423	35.35%
Troy, Precinct 2	410	410	20	0	21	1	0	243	713	956	2,371	40.32%
Troy, Precinct 3	304	304	12	0	21	0	0	195	577	772	2,133	36.19%
Troy, Precinct 4	445	445	18	0	19	3	0	272	953	1,225	2,930	41.81%
Troy, Precinct 5	300	300	8	0	6	2	0	147	489	636	1,509	42.15%
Troy, Precinct 6	107	107	1	0	2	0	0	67	167	234	527	44.40%
Troy, Precinct 7	268	268	8	0	6	1	0	156	506	662	1,763	37.55%
Troy, Precinct 8	259	259	11	0	3	1	0	222	509	731	1,889	38.70%
Troy, Precinct 9	420	420	12	0	17	2	0	245	714	959	2,352	40.77%
Troy, Precinct 10	360	360	12	0	12	0	0	213	667	880	2,129	41.33%
Troy, Precinct 11	373	373	20	0	15	1	0	221	683	904	1,918	47.13%
Troy, Precinct 12	268	268	13	0	12	1	0	134	496	630	1,487	42.37%
Troy, Precinct 13	439	439	18	0	19	0	0	330	816	1,146	2,887	39.70%
Troy, Precinct 14	329	329	16	0	23	1	0	218	573	791	2,171	36.43%
Troy, Precinct 15	311	311	7	0	8	1	0	250	588	838	2,009	41.71%
Troy, Precinct 16	249	249	4	0	11	1	0	206	459	665	1,720	38.66%
Troy, Precinct 17	355	355	18	0	16	1	0	178	723	901	2,265	39.78%
Troy, Precinct 18	268	268	16	0	12	0	0	171	471	642	1,593	40.30%
Troy, Precinct 19	294	294	21	0	8	0	0	169	589	758	1,533	49.45%

Canvass Results

Canvassed Results

Run Time 7:33 AM
Run Date 08/19/2020

Oakland County, Michigan

Primary Election, Tuesday, August 4, 2020

8/4/2020

Page 131

Official Results

Registered Voters
370035 of 995114 = 37.19%

Precincts Reporting
506 of 506 = 100.00%

United States Senator - Republican Party - Vote for not more than 1

Precinct	John James	Cast Votes	Undervotes	Overvotes	Invalid Votes	Rejected write-in votes	Unresolved write-in votes	Precinct Ballots Cast	Absentee Ballots Cast	Total Ballots Cast	Registered Voters	Turnout Percentage
Troy, Precinct 20	392	392	26	0	12	2	0	221	698	919	2,292	40.10%
Troy, Precinct 21	214	214	6	0	10	1	0	198	372	570	1,640	34.76%
Troy, Precinct 22	378	378	15	0	20	1	0	277	763	1,040	2,782	37.38%
Troy, Precinct 23	376	376	4	0	22	0	0	242	775	1,017	2,806	36.24%
Troy, Precinct 24	338	338	12	0	22	1	0	227	593	820	2,410	34.02%
Troy, Precinct 25	306	306	8	0	14	1	0	220	589	809	2,721	29.73%
Troy, Precinct 26	213	213	11	0	14	0	0	200	425	625	2,560	24.41%
Troy, Precinct 27	139	139	4	0	11	1	0	162	375	537	1,942	27.65%
Troy, Precinct 28	130	130	9	0	8	0	0	117	371	488	1,940	25.15%
Troy, Precinct 29	368	368	14	0	20	2	0	242	760	1,002	2,546	39.36%
Troy, Precinct 30	71	71	1	0	5	0	0	55	164	219	586	37.37%
Troy, Precinct 31	152	152	10	0	9	0	0	109	275	384	865	44.39%
Walled Lake, Precinct 1	190	190	12	0	8	3	0	254	217	471	2,031	23.19%
Walled Lake, Precinct 2	266	266	18	0	20	0	0	331	332	663	2,053	32.29%
Walled Lake, Precinct 3	197	197	4	0	14	0	0	221	250	471	1,501	31.38%
Wixom, Precinct 1	482	482	20	1	25	1	0	271	720	991	2,710	36.57%
Wixom, Precinct 2	401	401	14	0	12	2	0	259	545	804	2,199	36.56%
Wixom, Precinct 3	155	155	7	0	20	1	0	213	401	614	3,301	18.60%
Wixom, Precinct 4	449	449	20	0	22	0	0	304	682	986	2,748	35.88%
Totals	128,400	128,400	8,641	29	6,184	514	0	123,052	246,987	370,039	995,114	37.19%

Canvass Results

Canvassed Results

Run Time 7:33 AM
Run Date 08/19/2020

Oakland County, Michigan

Primary Election, Tuesday, August 4, 2020

8/4/2020

Page 31

Official Results**Registered Voters**

370035 of 995114 = 37.19%

Precincts Reporting

506 of 506 = 100.00%

Representative in Congress 8th District - Democratic Party - Vote for not more than 1

Precinct	Elissa Slotkin	Cast Votes	Undervotes	Overvotes	Invalid Votes	Rejected write-in votes	Unresolved write-in votes	Precinct Ballots Cast	Absentee Ballots Cast	Total Ballots Cast	Registered Voters	Turnout Percentage
Addison Township, Precinct 1	171	171	6	0	31	0	0	350	476	826	1,854	44.55%
Addison Township, Precinct 2	224	224	5	0	18	0	0	292	532	824	1,886	43.69%
Addison Township, Precinct 3	149	149	2	0	8	0	0	174	283	457	1,327	34.44%
Brandon Township, Precinct 1	252	252	18	0	31	2	0	400	412	812	2,259	35.95%
Brandon Township, Precinct 2	247	247	14	1	34	0	0	404	427	831	2,413	34.44%
Brandon Township, Precinct 3	256	256	19	0	31	0	0	443	447	890	2,512	35.43%
Brandon Township, Precinct 4	297	297	9	0	29	1	0	452	526	978	2,813	34.77%
Brandon Township, Precinct 5	117	117	2	0	8	1	0	161	98	259	1,718	15.08%
Brandon Township, Precinct 6	116	116	1	0	8	0	0	205	161	366	1,114	32.85%
Groveland Township, Precinct 1	101	101	2	0	51	0	0	290	307	597	1,252	47.68%
Groveland Township, Precinct 2	118	118	4	0	43	0	0	288	289	577	1,800	32.06%
Groveland Township, Precinct 3	118	118	6	0	63	0	0	387	461	848	1,696	50.00%
Holly Township, Precinct 1	241	241	9	0	45	0	0	355	315	670	2,549	26.28%
Holly Township, Precinct 2	239	239	5	0	34	0	0	306	318	624	2,166	28.81%
Holly Township, Precinct 3	226	226	4	0	44	0	0	330	365	695	2,300	30.22%
Holly Township, Precinct 4	316	316	12	0	47	0	0	327	534	861	2,511	34.29%
Independence Township, Precinct 1	372	372	28	0	28	1	0	341	702	1,043	2,714	38.43%

Canvass Results

Canvassed Results

Run Time 7:33 AM
Run Date 08/19/2020

Oakland County, Michigan

Primary Election, Tuesday, August 4, 2020

8/4/2020

Page 32

Official Results

Registered Voters

370035 of 995114 = 37.19%

Precincts Reporting

506 of 506 = 100.00%

Representative in Congress 8th District - Democratic Party - Vote for not more than 1

Precinct	Elissa Slotkin	Cast Votes	Undervotes	Overvotes	Invalid Votes	Rejected write-in votes	Unresolved write-in votes	Precinct Ballots Cast	Absentee Ballots Cast	Total Ballots Cast	Registered Voters	Turnout Percentage
Independence Township, Precinct 2	271	271	12	0	37	1	0	283	522	805	2,014	39.97%
Independence Township, Precinct 3	325	325	15	0	29	0	0	262	638	900	2,165	41.57%
Independence Township, Precinct 4	274	274	17	0	13	0	0	274	608	882	2,070	42.61%
Independence Township, Precinct 5	409	409	26	0	33	0	0	325	769	1,094	2,452	44.62%
Independence Township, Precinct 6	391	391	19	0	47	0	0	328	645	973	2,343	41.53%
Independence Township, Precinct 7	419	419	18	0	29	3	0	315	711	1,026	2,552	40.20%
Independence Township, Precinct 8	278	278	18	0	28	0	0	249	575	824	1,873	43.99%
Independence Township, Precinct 9	309	309	17	0	41	1	0	346	621	967	2,446	39.53%
Independence Township, Precinct 10	232	232	11	0	42	0	0	252	388	640	2,478	25.83%
Independence Township, Precinct 11	301	301	20	0	44	1	0	319	574	893	2,760	32.36%
Independence Township, Precinct 12	147	147	8	0	24	1	0	135	277	412	1,149	35.86%
Independence Township, Precinct 13	200	200	17	0	35	1	0	180	452	632	1,847	34.22%
Oakland Township, Precinct 1	291	291	13	0	26	1	0	226	542	768	1,905	40.31%

Canvass Results

Canvassed Results

Run Time 7:33 AM
Run Date 08/19/2020

Oakland County, Michigan

Primary Election, Tuesday, August 4, 2020

8/4/2020

Page 33

Official Results

Registered Voters

370035 of 995114 = 37.19%

Precincts Reporting

506 of 506 = 100.00%

Representative in Congress 8th District - Democratic Party - Vote for not more than 1

Precinct	Elissa Slotkin	Cast Votes	Undervotes	Overvotes	Invalid Votes	Rejected write-in votes	Unresolved write-in votes	Precinct Ballots Cast	Absentee Ballots Cast	Total Ballots Cast	Registered Voters	Turnout Percentage
Oakland Township, Precinct 2	284	284	11	0	24	0	0	322	456	778	2,186	35.59%
Oakland Township, Precinct 3	142	142	10	0	8	0	0	135	314	449	1,147	39.15%
Oakland Township, Precinct 4	214	214	12	0	14	0	0	176	471	647	1,580	40.95%
Oakland Township, Precinct 5	320	320	11	0	24	0	0	246	509	755	2,000	37.75%
Oakland Township, Precinct 6	259	259	6	0	25	0	0	254	557	811	2,172	37.34%
Oakland Township, Precinct 7	328	328	12	0	53	0	0	302	794	1,096	2,533	43.27%
Oakland Township, Precinct 8	235	235	8	0	16	0	0	200	428	628	1,517	41.40%
Orion Township, Precinct 1	258	258	5	0	34	1	0	262	442	704	2,067	34.06%
Orion Township, Precinct 2	295	295	21	0	33	1	0	351	476	827	2,338	35.37%
Orion Township, Precinct 3	316	316	14	0	33	0	0	299	600	899	1,959	45.89%
Orion Township, Precinct 4	278	278	14	0	32	2	0	298	569	867	2,280	38.03%
Orion Township, Precinct 5	314	314	23	0	45	1	0	317	524	841	2,254	37.31%
Orion Township, Precinct 6	290	290	17	0	25	0	0	226	553	779	1,801	43.25%
Orion Township, Precinct 7	292	292	22	0	21	2	0	295	398	693	2,058	33.67%
Orion Township, Precinct 8	306	306	18	0	40	0	0	248	515	763	1,826	41.79%
Orion Township, Precinct 9	328	328	10	0	38	0	0	218	595	813	2,371	34.29%
Orion Township, Precinct 10	260	260	12	0	33	0	0	230	427	657	1,679	39.13%
Orion Township, Precinct 11	178	178	14	0	15	1	0	175	293	468	1,340	34.93%
Orion Township, Precinct 12	288	288	21	0	16	1	0	275	399	674	2,062	32.69%
Orion Township, Precinct 13	260	260	24	0	29	0	0	248	428	676	2,064	32.75%

Canvass Results

Canvassed Results

Run Time 7:33 AM
Run Date 08/19/2020

Oakland County, Michigan

Primary Election, Tuesday, August 4, 2020

8/4/2020

Page 34

Official Results

Registered Voters
370035 of 995114 = 37.19%

Precincts Reporting
506 of 506 = 100.00%

Representative in Congress 8th District - Democratic Party - Vote for not more than 1

Precinct	Elissa Slotkin	Cast Votes	Undervotes	Overvotes	Invalid Votes	Rejected write-in votes	Unresolved write-in votes	Precinct Ballots Cast	Absentee Ballots Cast	Total Ballots Cast	Registered Voters	Turnout Percentage
Orion Township, Precinct 14	208	208	14	0	22	0	0	180	353	533	1,325	40.23%
Orion Township, Precinct 15	268	268	15	0	29	1	0	184	404	588	2,061	28.53%
Oxford Township, Precinct 1	332	332	14	0	65	0	0	309	619	928	2,628	35.31%
Oxford Township, Precinct 2	223	223	5	0	32	1	0	189	443	632	2,327	27.16%
Oxford Township, Precinct 3	347	347	17	0	58	0	0	401	741	1,142	2,703	42.25%
Oxford Township, Precinct 4	284	284	11	0	34	0	0	378	592	970	2,459	39.45%
Oxford Township, Precinct 5	208	208	9	0	34	0	0	226	338	564	1,936	29.13%
Oxford Township, Precinct 6	212	212	8	0	48	0	0	308	559	867	2,253	38.48%
Oxford Township, Precinct 7	343	343	26	0	46	0	0	350	693	1,043	2,664	39.15%
Rose Township, Precinct 1	131	131	4	0	37	1	0	239	305	544	1,365	39.85%
Rose Township, Precinct 2	168	168	5	0	59	0	0	286	467	753	1,860	40.48%
Rose Township, Precinct 3	158	158	3	0	49	0	0	268	503	771	1,949	39.56%
Springfield Township, Precinct 1	202	202	9	0	37	0	0	339	390	729	1,629	44.75%
Springfield Township, Precinct 2	191	191	2	0	27	0	0	305	327	632	1,874	33.72%
Springfield Township, Precinct 3	227	227	13	0	34	0	0	406	481	887	2,186	40.58%
Springfield Township, Precinct 4	185	185	8	0	35	0	0	198	332	530	1,504	35.24%
Springfield Township, Precinct 5	215	215	21	0	30	0	0	254	478	732	1,825	40.11%

Canvass Results

Canvassed Results

Run Time 7:33 AM
Run Date 08/19/2020

Oakland County, Michigan

Primary Election, Tuesday, August 4, 2020

8/4/2020

Page 35

Official Results

Registered Voters
370035 of 995114 = 37.19%

Precincts Reporting
506 of 506 = 100.00%

Representative in Congress 8th District - Democratic Party - Vote for not more than 1

Precinct	Elissa Slotkin	Cast Votes	Undervotes	Overvotes	Invalid Votes	Rejected write-in votes	Unresolved write-in votes	Precinct Ballots Cast	Absentee Ballots Cast	Total Ballots Cast	Registered Voters	Turnout Percentage
Springfield Township, Precinct 6	228	228	11	0	31	0	0	295	394	689	1,714	40.20%
Springfield Township, Precinct 7	82	82	5	0	10	0	0	200	190	390	947	41.18%
Clarkston, Precinct 1	147	147	7	0	14	1	0	358	0	358	841	42.57%
Fenton, Precinct 2	2	2	0	0	1	0	0	5	0	5	15	33.33%
Rochester, Precinct 1	422	422	14	0	22	0	0	248	434	682	2,042	33.40%
Rochester, Precinct 2	517	517	16	0	32	1	0	290	698	988	2,791	35.40%
Rochester, Precinct 3	283	283	14	0	13	1	0	193	320	513	1,608	31.90%
Rochester, Precinct 4	228	228	10	0	7	0	0	165	305	470	1,270	37.01%
Rochester, Precinct 5	283	283	16	0	26	0	0	208	487	695	2,085	33.33%
Rochester, Precinct 6	198	198	11	0	11	1	0	104	368	472	1,173	40.24%
Rochester Hills, Precinct 1	404	404	17	0	28	0	0	201	624	825	2,017	40.90%
Rochester Hills, Precinct 2	189	189	7	0	8	0	0	79	222	301	1,013	29.71%
Rochester Hills, Precinct 4	294	294	9	0	25	1	0	140	431	571	1,394	40.96%
Rochester Hills, Precinct 5	313	313	16	0	27	1	0	187	507	694	2,006	34.60%
Rochester Hills, Precinct 7	253	253	10	0	21	0	0	137	355	492	1,065	46.20%
Rochester Hills, Precinct 8	205	205	7	0	15	0	0	126	375	501	975	51.38%
Rochester Hills, Precinct 9	555	555	17	0	22	1	0	277	797	1,074	2,285	47.00%
Rochester Hills, Precinct 10	377	377	10	0	16	0	0	175	486	661	1,473	44.87%

Canvass Results

Canvassed Results

Run Time 7:33 AM
Run Date 08/19/2020

Oakland County, Michigan

Primary Election, Tuesday, August 4, 2020

8/4/2020

Page 36

Official Results

Registered Voters
370035 of 995114 = 37.19%

Precincts Reporting
506 of 506 = 100.00%

Representative in Congress 8th District - Democratic Party - Vote for not more than 1

Precinct	Elissa Slotkin	Cast Votes	Undervotes	Overvotes	Invalid Votes	Rejected write-in votes	Unresolved write-in votes	Precinct Ballots Cast	Absentee Ballots Cast	Total Ballots Cast	Registered Voters	Turnout Percentage
Rochester Hills, Precinct 11	236	236	14	0	16	2	0	145	327	472	1,676	28.16%
Rochester Hills, Precinct 12	351	351	24	0	44	2	0	263	636	899	2,036	44.16%
Rochester Hills, Precinct 14	436	436	18	0	30	0	0	184	708	892	2,369	37.65%
Rochester Hills, Precinct 15	236	236	10	0	27	0	0	141	347	488	2,046	23.85%
Rochester Hills, Precinct 16	402	402	17	0	33	1	0	226	558	784	2,335	33.58%
Rochester Hills, Precinct 17	534	534	32	0	37	1	0	265	752	1,017	2,412	42.16%
Rochester Hills, Precinct 18	306	306	17	0	16	1	0	148	563	711	1,411	50.39%
Rochester Hills, Precinct 19	280	280	19	0	16	0	0	185	449	634	1,297	48.88%
Rochester Hills, Precinct 20	299	299	10	0	21	0	0	127	425	552	1,204	45.85%
Rochester Hills, Precinct 21	290	290	14	0	22	1	0	208	471	679	1,893	35.87%
Rochester Hills, Precinct 22	328	328	8	0	19	0	0	155	473	628	1,362	46.11%
Rochester Hills, Precinct 23	271	271	18	0	14	0	0	160	388	548	1,356	40.41%
Rochester Hills, Precinct 24	396	396	13	0	25	1	0	160	649	809	1,750	46.23%
Rochester Hills, Precinct 25	443	443	19	0	32	0	0	204	693	897	2,241	40.03%
Rochester Hills, Precinct 26	503	503	20	0	31	0	0	242	850	1,092	2,523	43.28%
Rochester Hills, Precinct 27	339	339	16	0	43	0	0	142	543	685	1,754	39.05%
Rochester Hills, Precinct 28	325	325	14	0	13	1	0	178	387	565	1,831	30.86%
Rochester Hills, Precinct 29	210	210	11	0	13	0	0	120	308	428	1,077	39.74%
Rochester Hills, Precinct 30	486	486	15	0	33	1	0	198	695	893	2,262	39.48%
Rochester Hills, Precinct 31	252	252	16	0	13	0	0	133	344	477	1,447	32.96%

Canvass Results

Canvassed Results

Run Time 7:33 AM
Run Date 08/19/2020

Oakland County, Michigan

Primary Election, Tuesday, August 4, 2020

8/4/2020

Page 37

Official Results**Registered Voters**

370035 of 995114 = 37.19%

Precincts Reporting

506 of 506 = 100.00%

Representative in Congress 8th District - Democratic Party - Vote for not more than 1

Precinct	Elissa Slotkin	Cast Votes	Undervotes	Overvotes	Invalid Votes	Rejected write-in votes	Unresolved write-in votes	Precinct Ballots Cast	Absentee Ballots Cast	Total Ballots Cast	Registered Voters	Turnout Percentage
Rochester Hills, Precinct 32	359	359	11	0	13	0	0	163	540	703	1,707	41.18%
Totals	29,016	29,016	1,359	1	3,055	44	0	26,031	49,847	75,878	201,423	37.67%

Canvass Results

Canvassed Results

Run Time 7:33 AM
Run Date 08/19/2020

Oakland County, Michigan

Primary Election, Tuesday, August 4, 2020

8/4/2020

Page 132

Official Results

Registered Voters

370035 of 995114 = 37.19%

Precincts Reporting

506 of 506 = 100.00%

Representative in Congress 8th District - Republican Party - Vote for not more than 1

Precinct	Mike Detmer	Alan T. Hoover	Paul Junge	Kristina Lyke	Cast Votes	Undervotes	Overvotes	Invalid Votes	Rejected write-in votes	Unresolved write-in votes	Precinct Ballots Cast	Absentee Ballots Cast	Total Ballots Cast	Registered Voters
Addison Township, Precinct 1	133	72	179	127	511	99	3	6	1	0	350	476	826	1,854
Addison Township, Precinct 2	105	81	197	118	501	68	3	4	1	0	292	532	824	1,886
Addison Township, Precinct 3	57	31	108	68	264	30	1	1	0	0	174	283	457	1,327
Brandon Township, Precinct 1	99	142	92	118	451	46	1	12	0	0	400	412	812	2,259
Brandon Township, Precinct 2	105	142	139	93	479	37	2	11	1	0	404	427	831	2,413
Brandon Township, Precinct 3	93	126	107	190	516	55	0	15	0	0	443	447	890	2,512
Brandon Township, Precinct 4	90	115	194	164	563	53	7	18	0	0	452	526	978	2,813
Brandon Township, Precinct 5	44	28	25	25	122	6	0	7	0	0	161	98	259	1,718
Brandon Township, Precinct 6	32	93	43	44	212	17	1	11	0	0	205	161	366	1,114
Groveland Township, Precinct 1	49	141	82	108	380	52	3	7	0	0	290	307	597	1,252
Groveland Township, Precinct 2	76	54	98	121	349	47	2	11	0	0	288	289	577	1,800
Groveland Township, Precinct 3	120	182	123	127	552	81	3	15	1	0	387	461	848	1,696
Holly Township, Precinct 1	109	31	73	88	301	53	1	18	0	0	355	315	670	2,549
Holly Township, Precinct 2	83	29	86	81	279	51	0	10	1	0	306	318	624	2,166
Holly Township, Precinct 3	97	43	109	102	351	47	3	20	1	0	330	365	695	2,300
Holly Township, Precinct 4	102	56	118	147	423	45	1	12	0	0	327	534	861	2,511
Independence Township, Precinct 1	139	90	188	112	529	54	3	14	0	0	341	702	1,043	2,714

Canvass Results

Canvassed Results

Run Time 7:33 AM
Run Date 08/19/2020

Oakland County, Michigan

Primary Election, Tuesday, August 4, 2020

8/4/2020

Page 133

Official Results**Registered Voters**

370035 of 995114 = 37.19%

Precincts Reporting

506 of 506 = 100.00%

Representative in Congress 8th District - Republican Party - Vote for not more than 1

Precinct	Turnout Percentage
Addison Township, Precinct 1	44.55%
Addison Township, Precinct 2	43.69%
Addison Township, Precinct 3	34.44%
Brandon Township, Precinct 1	35.95%
Brandon Township, Precinct 2	34.44%
Brandon Township, Precinct 3	35.43%
Brandon Township, Precinct 4	34.77%
Brandon Township, Precinct 5	15.08%
Brandon Township, Precinct 6	32.85%
Groveland Township, Precinct 1	47.68%
Groveland Township, Precinct 2	32.06%
Groveland Township, Precinct 3	50.00%
Holly Township, Precinct 1	26.28%
Holly Township, Precinct 2	28.81%
Holly Township, Precinct 3	30.22%
Holly Township, Precinct 4	34.29%
Independence Township, Precinct 1	38.43%

Canvass Results

Canvassed Results

Run Time 7:33 AM
Run Date 08/19/2020

Oakland County, Michigan

Primary Election, Tuesday, August 4, 2020

8/4/2020

Page 134

Official Results

Registered Voters

370035 of 995114 = 37.19%

Precincts Reporting

506 of 506 = 100.00%

Representative in Congress 8th District - Republican Party - Vote for not more than 1

Precinct	Mike Detmer	Alan T. Hoover	Paul Junge	Kristina Lyke	Cast Votes	Undervotes	Overvotes	Invalid Votes	Rejected write-in votes	Unresolved write-in votes	Precinct Ballots Cast	Absentee Ballots Cast	Total Ballots Cast	Registered Voters
Independence Township, Precinct 2	100	76	137	103	416	43	3	11	0	0	283	522	805	2,014
Independence Township, Precinct 3	91	64	212	94	461	46	3	12	0	0	262	638	900	2,165
Independence Township, Precinct 4	125	91	159	119	494	61	6	14	1	0	274	608	882	2,070
Independence Township, Precinct 5	140	68	220	119	547	60	1	11	0	0	325	769	1,094	2,452
Independence Township, Precinct 6	105	69	160	100	434	40	7	22	0	0	328	645	973	2,343
Independence Township, Precinct 7	83	106	185	88	462	60	4	14	2	0	315	711	1,026	2,552
Independence Township, Precinct 8	78	54	164	124	420	50	5	11	1	0	249	575	824	1,873
Independence Township, Precinct 9	134	59	212	101	506	65	1	25	0	0	346	621	967	2,446
Independence Township, Precinct 10	76	64	96	72	308	27	1	11	2	0	252	388	640	2,478
Independence Township, Precinct 11	112	45	166	124	447	52	2	13	1	0	319	574	893	2,760
Independence Township, Precinct 12	57	32	70	46	205	18	1	8	0	0	135	277	412	1,149
Independence Township, Precinct 13	107	30	103	81	321	32	9	13	0	0	180	452	632	1,847
Oakland Township, Precinct 1	98	43	152	91	384	39	0	8	1	0	226	542	768	1,905

Canvass Results

Canvassed Results

Run Time 7:33 AM
Run Date 08/19/2020

Oakland County, Michigan

Primary Election, Tuesday, August 4, 2020

8/4/2020

Page 135

Official Results

Registered Voters

370035 of 995114 = 37.19%

Precincts Reporting

506 of 506 = 100.00%

Representative in Congress 8th District - Republican Party - Vote for not more than 1

Precinct	Turnout Percentage
Independence Township, Precinct 2	39.97%
Independence Township, Precinct 3	41.57%
Independence Township, Precinct 4	42.61%
Independence Township, Precinct 5	44.62%
Independence Township, Precinct 6	41.53%
Independence Township, Precinct 7	40.20%
Independence Township, Precinct 8	43.99%
Independence Township, Precinct 9	39.53%
Independence Township, Precinct 10	25.83%
Independence Township, Precinct 11	32.36%
Independence Township, Precinct 12	35.86%
Independence Township, Precinct 13	34.22%
Oakland Township, Precinct 1	40.31%

Canvass Results

Canvassed Results

Run Time 7:33 AM
Run Date 08/19/2020

Oakland County, Michigan

Primary Election, Tuesday, August 4, 2020

8/4/2020

Page 136

Official Results

Registered Voters

370035 of 995114 = 37.19%

Precincts Reporting

506 of 506 = 100.00%

Representative in Congress 8th District - Republican Party - Vote for not more than 1

Precinct	Mike Detmer	Alan T. Hoover	Paul Junge	Kristina Lyke	Cast Votes	Undervotes	Overvotes	Invalid Votes	Rejected write-in votes	Unresolved write-in votes	Precinct Ballots Cast	Absentee Ballots Cast	Total Ballots Cast	Registered Voters
Oakland Township, Precinct 2	92	47	145	111	395	43	4	12	0	0	322	456	778	2,186
Oakland Township, Precinct 3	54	27	83	73	237	40	1	4	2	0	135	314	449	1,147
Oakland Township, Precinct 4	85	31	168	73	357	35	2	10	0	0	176	471	647	1,580
Oakland Township, Precinct 5	81	40	135	75	331	54	2	7	1	0	246	509	755	2,000
Oakland Township, Precinct 6	95	35	239	88	457	43	2	12	0	0	254	557	811	2,172
Oakland Township, Precinct 7	138	41	246	143	568	103	6	21	0	0	302	794	1,096	2,533
Oakland Township, Precinct 8	87	27	140	68	322	31	4	7	1	0	200	428	628	1,517
Orion Township, Precinct 1	78	49	132	71	330	36	1	21	1	0	262	442	704	2,067
Orion Township, Precinct 2	103	37	187	84	411	37	5	11	1	0	351	476	827	2,338
Orion Township, Precinct 3	77	45	217	123	462	49	0	10	1	0	299	600	899	1,959
Orion Township, Precinct 4	100	79	163	112	454	60	3	15	0	0	298	569	867	2,280
Orion Township, Precinct 5	79	49	147	101	376	52	1	15	0	0	317	524	841	2,254
Orion Township, Precinct 6	58	41	179	81	359	49	0	17	0	0	226	553	779	1,801
Orion Township, Precinct 7	74	37	87	99	297	36	1	9	0	0	295	398	693	2,058
Orion Township, Precinct 8	77	56	118	84	335	32	2	15	1	0	248	515	763	1,826
Orion Township, Precinct 9	72	54	126	97	349	50	1	15	1	0	218	595	813	2,371
Orion Township, Precinct 10	56	30	144	81	311	23	3	8	0	0	230	427	657	1,679
Orion Township, Precinct 11	64	22	72	72	230	21	0	6	0	0	175	293	468	1,340
Orion Township, Precinct 12	73	42	110	69	294	30	3	4	0	0	275	399	674	2,062
Orion Township, Precinct 13	73	53	104	78	308	27	1	12	0	0	248	428	676	2,064

Canvass Results

Canvassed Results

Run Time 7:33 AM
Run Date 08/19/2020

Oakland County, Michigan

Primary Election, Tuesday, August 4, 2020

8/4/2020

Page 137

Official Results

Registered Voters

370035 of 995114 = 37.19%

Precincts Reporting

506 of 506 = 100.00%

Representative in Congress 8th District - Republican Party - Vote for not more than 1**Precinct**

Turnout Percentage

Oakland Township, Precinct 2	35.59%
Oakland Township, Precinct 3	39.15%
Oakland Township, Precinct 4	40.95%
Oakland Township, Precinct 5	37.75%
Oakland Township, Precinct 6	37.34%
Oakland Township, Precinct 7	43.27%
Oakland Township, Precinct 8	41.40%
Orion Township, Precinct 1	34.06%
Orion Township, Precinct 2	35.37%
Orion Township, Precinct 3	45.89%
Orion Township, Precinct 4	38.03%
Orion Township, Precinct 5	37.31%
Orion Township, Precinct 6	43.25%
Orion Township, Precinct 7	33.67%
Orion Township, Precinct 8	41.79%
Orion Township, Precinct 9	34.29%
Orion Township, Precinct 10	39.13%
Orion Township, Precinct 11	34.93%
Orion Township, Precinct 12	32.69%
Orion Township, Precinct 13	32.75%

Canvass Results

Canvassed Results

Run Time 7:33 AM
Run Date 08/19/2020

Oakland County, Michigan

Primary Election, Tuesday, August 4, 2020

8/4/2020

Page 138

Official Results

Registered Voters

370035 of 995114 = 37.19%

Precincts Reporting

506 of 506 = 100.00%

Representative in Congress 8th District - Republican Party - Vote for not more than 1

Precinct	Mike Detmer	Alan T. Hoover	Paul Junge	Kristina Lyke	Cast Votes	Undervotes	Overvotes	Invalid Votes	Rejected write-in votes	Unresolved write-in votes	Precinct Ballots Cast	Absentee Ballots Cast	Total Ballots Cast	Registered Voters
Orion Township, Precinct 14	52	22	111	48	233	28	0	11	1	0	180	353	533	1,325
Orion Township, Precinct 15	51	27	83	69	230	21	2	12	0	0	184	404	588	2,061
Oxford Township, Precinct 1	111	68	130	115	424	63	4	11	0	0	309	619	928	2,628
Oxford Township, Precinct 2	62	58	100	82	302	45	0	20	1	0	189	443	632	2,327
Oxford Township, Precinct 3	104	63	234	187	588	102	2	27	0	0	401	741	1,142	2,703
Oxford Township, Precinct 4	123	59	159	169	510	99	1	17	0	0	378	592	970	2,459
Oxford Township, Precinct 5	71	45	93	59	268	26	0	8	1	0	226	338	564	1,936
Oxford Township, Precinct 6	111	104	153	129	497	73	5	17	1	0	308	559	867	2,253
Oxford Township, Precinct 7	106	61	202	141	510	85	4	19	2	0	350	693	1,043	2,664
Rose Township, Precinct 1	112	22	111	69	314	45	2	14	1	0	239	305	544	1,365
Rose Township, Precinct 2	142	67	135	109	453	56	2	10	0	0	286	467	753	1,860
Rose Township, Precinct 3	157	58	189	88	492	56	4	8	1	0	268	503	771	1,949
Springfield Township, Precinct 1	107	37	160	118	422	48	1	7	0	0	339	390	729	1,629
Springfield Township, Precinct 2	124	41	110	91	366	35	0	9	0	0	305	327	632	1,874
Springfield Township, Precinct 3	140	98	155	143	536	62	2	13	0	0	406	481	887	2,186
Springfield Township, Precinct 4	68	52	86	57	263	26	1	10	0	0	198	332	530	1,504
Springfield Township, Precinct 5	107	47	159	96	409	44	0	12	0	0	254	478	732	1,825

Canvass Results

Canvassed Results

Run Time 7:33 AM
Run Date 08/19/2020

Oakland County, Michigan

Primary Election, Tuesday, August 4, 2020

8/4/2020

Page 139

Official Results

Registered Voters

370035 of 995114 = 37.19%

Precincts Reporting

506 of 506 = 100.00%

Representative in Congress 8th District - Republican Party - Vote for not more than 1

Precinct	Turnout Percentage
Orion Township, Precinct 14	40.23%
Orion Township, Precinct 15	28.53%
Oxford Township, Precinct 1	35.31%
Oxford Township, Precinct 2	27.16%
Oxford Township, Precinct 3	42.25%
Oxford Township, Precinct 4	39.45%
Oxford Township, Precinct 5	29.13%
Oxford Township, Precinct 6	38.48%
Oxford Township, Precinct 7	39.15%
Rose Township, Precinct 1	39.85%
Rose Township, Precinct 2	40.48%
Rose Township, Precinct 3	39.56%
Springfield Township, Precinct 1	44.75%
Springfield Township, Precinct 2	33.72%
Springfield Township, Precinct 3	40.58%
Springfield Township, Precinct 4	35.24%
Springfield Township, Precinct 5	40.11%

Canvass Results

Canvassed Results

Run Time 7:33 AM
Run Date 08/19/2020

Oakland County, Michigan

Primary Election, Tuesday, August 4, 2020

8/4/2020

Page 140

Official Results

Registered Voters
370035 of 995114 = 37.19%

Precincts Reporting
506 of 506 = 100.00%

Representative in Congress 8th District - Republican Party - Vote for not more than 1

Precinct	Mike Detmer	Alan T. Hoover	Paul Junge	Kristina Lyke	Cast Votes	Undervotes	Overvotes	Invalid Votes	Rejected write-in votes	Unresolved write-in votes	Precinct Ballots Cast	Absentee Ballots Cast	Total Ballots Cast	Registered Voters
Springfield Township, Precinct 6	85	56	123	110	374	34	3	8	1	0	295	394	689	1,714
Springfield Township, Precinct 7	67	34	63	78	242	41	2	8	0	0	200	190	390	947
Clarkston, Precinct 1	38	28	61	36	163	15	0	7	0	0	358	0	358	841
Fenton, Precinct 2	1	0	0	0	1	1	0	0	0	0	5	0	5	15
Rochester, Precinct 1	29	27	79	49	184	16	3	15	0	0	248	434	682	2,042
Rochester, Precinct 2	100	40	153	72	365	31	1	12	0	0	290	698	988	2,791
Rochester, Precinct 3	35	32	74	30	171	18	1	9	0	0	193	320	513	1,608
Rochester, Precinct 4	32	26	96	38	192	25	0	4	0	0	165	305	470	1,270
Rochester, Precinct 5	63	43	139	76	321	27	3	12	0	0	208	487	695	2,085
Rochester, Precinct 6	50	30	95	48	223	17	1	7	1	0	104	368	472	1,173
Rochester Hills, Precinct 1	81	47	131	61	320	31	2	13	0	0	201	624	825	2,017
Rochester Hills, Precinct 2	16	6	42	21	85	7	1	6	1	0	79	222	301	1,013
Rochester Hills, Precinct 4	39	18	99	60	216	19	0	10	0	0	140	431	571	1,394
Rochester Hills, Precinct 5	94	31	121	43	289	30	1	9	0	0	187	507	694	2,006
Rochester Hills, Precinct 7	46	19	79	47	191	9	0	8	0	0	137	355	492	1,065
Rochester Hills, Precinct 8	46	23	138	32	239	22	2	9	0	0	126	375	501	975
Rochester Hills, Precinct 9	91	35	206	95	427	26	6	16	0	0	277	797	1,074	2,285
Rochester Hills, Precinct 10	50	27	94	48	219	27	0	5	0	0	175	486	661	1,473

Canvass Results

Canvassed Results

Run Time 7:33 AM
Run Date 08/19/2020

Oakland County, Michigan

Primary Election, Tuesday, August 4, 2020

8/4/2020

Page 141

Official Results**Registered Voters**

370035 of 995114 = 37.19%

Precincts Reporting

506 of 506 = 100.00%

Representative in Congress 8th District - Republican Party - Vote for not more than 1

Turnout Percentage

Precinct

Springfield Township, Precinct 6	40.20%
Springfield Township, Precinct 7	41.18%
Clarkston, Precinct 1	42.57%
Fenton, Precinct 2	33.33%
Rochester, Precinct 1	33.40%
Rochester, Precinct 2	35.40%
Rochester, Precinct 3	31.90%
Rochester, Precinct 4	37.01%
Rochester, Precinct 5	33.33%
Rochester, Precinct 6	40.24%
Rochester Hills, Precinct 1	40.90%
Rochester Hills, Precinct 2	29.71%
Rochester Hills, Precinct 4	40.96%
Rochester Hills, Precinct 5	34.60%
Rochester Hills, Precinct 7	46.20%
Rochester Hills, Precinct 8	51.38%
Rochester Hills, Precinct 9	47.00%
Rochester Hills, Precinct 10	44.87%

Canvass Results

Canvassed Results

Run Time 7:33 AM
Run Date 08/19/2020

Oakland County, Michigan

Primary Election, Tuesday, August 4, 2020

8/4/2020

Page 142

Official Results

Registered Voters

370035 of 995114 = 37.19%

Precincts Reporting

506 of 506 = 100.00%

Representative in Congress 8th District - Republican Party - Vote for not more than 1

Precinct	Mike Detmer	Alan T. Hoover	Paul Junge	Kristina Lyke	Cast Votes	Undervotes	Overvotes	Invalid Votes	Rejected write-in votes	Unresolved write-in votes	Precinct Ballots Cast	Absentee Ballots Cast	Total Ballots Cast	Registered Voters
Rochester Hills, Precinct 11	50	28	54	45	177	13	0	11	1	0	145	327	472	1,676
Rochester Hills, Precinct 12	81	28	207	91	407	45	1	23	0	0	263	636	899	2,036
Rochester Hills, Precinct 14	83	22	157	88	350	31	4	18	0	0	184	708	892	2,369
Rochester Hills, Precinct 15	57	15	67	51	190	10	0	14	0	0	141	347	488	2,046
Rochester Hills, Precinct 16	89	44	97	61	291	17	1	11	0	0	226	558	784	2,335
Rochester Hills, Precinct 17	82	20	195	71	368	24	3	12	1	0	265	752	1,017	2,412
Rochester Hills, Precinct 18	74	22	154	70	320	26	2	16	0	0	148	563	711	1,411
Rochester Hills, Precinct 19	71	33	135	45	284	26	1	5	0	0	185	449	634	1,297
Rochester Hills, Precinct 20	30	41	86	36	193	13	0	7	3	0	127	425	552	1,204
Rochester Hills, Precinct 21	71	18	149	64	302	29	2	14	0	0	208	471	679	1,893
Rochester Hills, Precinct 22	46	16	115	67	244	14	0	11	0	0	155	473	628	1,362
Rochester Hills, Precinct 23	55	27	97	37	216	13	1	10	0	0	160	388	548	1,356
Rochester Hills, Precinct 24	51	35	170	59	315	30	4	19	1	0	160	649	809	1,750
Rochester Hills, Precinct 25	66	20	181	76	343	30	4	17	0	0	204	693	897	2,241
Rochester Hills, Precinct 26	100	34	218	127	479	34	4	12	0	0	242	850	1,092	2,523
Rochester Hills, Precinct 27	57	32	87	59	235	30	0	16	2	0	142	543	685	1,754
Rochester Hills, Precinct 28	34	27	86	29	176	15	0	10	0	0	178	387	565	1,831
Rochester Hills, Precinct 29	31	18	105	15	169	14	2	2	1	0	120	308	428	1,077
Rochester Hills, Precinct 30	71	39	101	94	305	24	2	20	0	0	198	695	893	2,262
Rochester Hills, Precinct 31	47	27	66	30	170	14	0	5	0	0	133	344	477	1,447

Canvass Results

Canvassed Results

Run Time 7:33 AM
Run Date 08/19/2020

Oakland County, Michigan

Primary Election, Tuesday, August 4, 2020

8/4/2020

Page 143

Official Results

Registered Voters

370035 of 995114 = 37.19%

Precincts Reporting

506 of 506 = 100.00%

Representative in Congress 8th District - Republican Party - Vote for not more than 1

Precinct	Turnout Percentage
Rochester Hills, Precinct 11	28.16%
Rochester Hills, Precinct 12	44.16%
Rochester Hills, Precinct 14	37.65%
Rochester Hills, Precinct 15	23.85%
Rochester Hills, Precinct 16	33.58%
Rochester Hills, Precinct 17	42.16%
Rochester Hills, Precinct 18	50.39%
Rochester Hills, Precinct 19	48.88%
Rochester Hills, Precinct 20	45.85%
Rochester Hills, Precinct 21	35.87%
Rochester Hills, Precinct 22	46.11%
Rochester Hills, Precinct 23	40.41%
Rochester Hills, Precinct 24	46.23%
Rochester Hills, Precinct 25	40.03%
Rochester Hills, Precinct 26	43.28%
Rochester Hills, Precinct 27	39.05%
Rochester Hills, Precinct 28	30.86%
Rochester Hills, Precinct 29	39.74%
Rochester Hills, Precinct 30	39.48%
Rochester Hills, Precinct 31	32.96%

Canvass Results

Canvassed Results

Run Time 7:33 AM
Run Date 08/19/2020

Oakland County, Michigan

Primary Election, Tuesday, August 4, 2020

8/4/2020

Page 144

Official Results

Registered Voters
370035 of 995114 = 37.19%

Precincts Reporting
506 of 506 = 100.00%

Representative in Congress 8th District - Republican Party - Vote for not more than 1

Precinct	Mike Detmer	Alan T. Hoover	Paul Junge	Kristina Lyke	Cast Votes	Undervotes	Overvotes	Invalid Votes	Rejected write-in votes	Unresolved write-in votes	Precinct Ballots Cast	Absentee Ballots Cast	Total Ballots Cast	Registered Voters
Rochester Hills, Precinct 32	73	30	132	46	281	20	1	10	0	0	163	540	703	1,707
Totals	8,485	5,126	13,761	8,853	36,225	4,067	207	1,242	43	0	26,031	49,847	75,878	201,423

Canvass Results

Canvassed Results

Run Time 7:33 AM
Run Date 08/19/2020

Oakland County, Michigan

Primary Election, Tuesday, August 4, 2020

8/4/2020

Page 145

Official Results

Registered Voters

370035 of 995114 = 37.19%

Precincts Reporting

506 of 506 = 100.00%

Representative in Congress 8th District - Republican Party - Vote for not more than 1

Precinct	Turnout Percentage
Rochester Hills, Precinct 32	41.18%
Totals	37.67%

Canvass Results

Canvassed Results

Run Time 7:33 AM
Run Date 08/19/2020

Oakland County, Michigan

Primary Election, Tuesday, August 4, 2020

8/4/2020

Page 38

Official Results

Registered Voters

370035 of 995114 = 37.19%

Precincts Reporting

506 of 506 = 100.00%

Representative in Congress 9th District - Democratic Party - Vote for not more than 1

Precinct	Andy Levin	Cast Votes	Undervotes	Overvotes	Invalid Votes	Rejected write-in votes	Unresolved write-in votes	Precinct Ballots Cast	Absentee Ballots Cast	Total Ballots Cast	Registered Voters	Turnout Percentage
Bloomfield Township, Precinct 1	264	264	9	0	33	1	0	190	448	638	1,693	37.68%
Bloomfield Township, Precinct 2	476	476	21	0	49	0	0	307	663	970	2,249	43.13%
Bloomfield Township, Precinct 3	493	493	15	0	43	1	0	318	626	944	2,138	44.15%
Bloomfield Township, Precinct 4	348	348	14	0	34	1	0	233	570	803	1,543	52.04%
Bloomfield Township, Precinct 5	468	468	20	0	39	0	0	326	725	1,051	2,259	46.53%
Bloomfield Township, Precinct 6	376	376	22	1	26	0	0	342	704	1,046	2,023	51.71%
Bloomfield Township, Precinct 7	392	392	31	0	33	2	0	384	721	1,105	2,175	50.80%
Bloomfield Township, Precinct 8	415	415	31	0	49	0	0	206	754	960	2,051	46.81%
Bloomfield Township, Precinct 9	459	459	19	0	35	0	0	308	815	1,123	2,350	47.79%
Bloomfield Township, Precinct 10	377	377	22	0	26	0	0	226	589	815	1,781	45.76%
Bloomfield Township, Precinct 11	324	324	16	0	15	0	0	154	467	621	1,371	45.30%
Bloomfield Township, Precinct 12	490	490	42	0	41	0	0	255	811	1,066	1,977	53.92%

Canvass Results

Canvassed Results

Run Time 7:33 AM
Run Date 08/19/2020

Oakland County, Michigan

Primary Election, Tuesday, August 4, 2020

8/4/2020

Page 39

Official Results

Registered Voters
370035 of 995114 = 37.19%

Precincts Reporting
506 of 506 = 100.00%

Representative in Congress 9th District - Democratic Party - Vote for not more than 1

Precinct	Andy Levin	Cast Votes	Undervotes	Overvotes	Invalid Votes	Rejected write-in votes	Unresolved write-in votes	Precinct Ballots Cast	Absentee Ballots Cast	Total Ballots Cast	Registered Voters	Turnout Percentage
Bloomfield Township, Precinct 13	486	486	14	0	21	0	0	233	638	871	1,792	48.60%
Bloomfield Township, Precinct 14	453	453	34	0	33	1	0	266	644	910	1,694	53.72%
Bloomfield Township, Precinct 15	488	488	34	0	54	1	0	351	911	1,262	2,634	47.91%
Bloomfield Township, Precinct 16	434	434	49	0	39	0	0	339	927	1,266	3,039	41.66%
Bloomfield Township, Precinct 17	660	660	46	0	56	0	0	314	920	1,234	2,280	54.12%
Bloomfield Township, Precinct 18	415	415	27	0	30	0	0	273	731	1,004	2,126	47.22%
Southfield Township, Precinct 1	242	242	17	0	12	0	0	171	220	391	935	41.82%
Southfield Township, Precinct 2	332	332	12	0	22	0	0	228	278	506	1,092	46.34%
Southfield Township, Precinct 3	237	237	14	0	16	0	0	184	216	400	860	46.51%
Southfield Township, Precinct 4	347	347	18	0	19	1	0	249	369	618	1,316	46.96%
Southfield Township, Precinct 5	439	439	17	0	24	2	0	293	378	671	1,386	48.41%
Southfield Township, Precinct 6	538	538	29	0	29	0	0	321	583	904	2,067	43.73%

Canvass Results

Canvassed Results

Run Time 7:33 AM
Run Date 08/19/2020

Oakland County, Michigan

Primary Election, Tuesday, August 4, 2020

8/4/2020

Page 40

Official Results

Registered Voters
370035 of 995114 = 37.19%

Precincts Reporting
506 of 506 = 100.00%

Representative in Congress 9th District - Democratic Party - Vote for not more than 1

Precinct	Andy Levin	Cast Votes	Undervotes	Overvotes	Invalid Votes	Rejected write-in votes	Unresolved write-in votes	Precinct Ballots Cast	Absentee Ballots Cast	Total Ballots Cast	Registered Voters	Turnout Percentage
Southfield Township, Precinct 7	274	274	11	0	19	0	0	196	289	485	1,145	42.36%
Southfield Township, Precinct 8	421	421	29	0	31	1	0	246	450	696	1,490	46.71%
Southfield Township, Precinct 9	338	338	27	0	19	0	0	299	277	576	1,292	44.58%
Southfield Township, Precinct 10	265	265	14	0	10	0	0	175	303	478	1,000	47.80%
Berkley, Precinct 1	564	564	35	0	38	2	0	350	520	870	1,997	43.57%
Berkley, Precinct 2	535	535	23	0	14	0	0	332	429	761	1,860	40.91%
Berkley, Precinct 3	553	553	25	0	20	1	0	343	428	771	1,910	40.37%
Berkley, Precinct 4	569	569	31	0	22	3	0	361	432	793	1,921	41.28%
Berkley, Precinct 5	478	478	22	0	9	0	0	320	361	681	1,668	40.83%
Berkley, Precinct 6	462	462	20	0	21	0	0	334	347	681	1,899	35.86%
Berkley, Precinct 7	526	526	26	0	20	1	0	324	405	729	1,872	38.94%
Clawson, Precinct 1	584	584	27	0	50	1	0	269	694	963	2,526	38.12%
Ferndale, Precinct 1	1,049	1,049	52	0	28	1	0	435	851	1,286	2,379	54.06%
Ferndale, Precinct 2	605	605	29	0	12	0	0	333	392	725	1,785	40.62%
Ferndale, Precinct 3	721	721	36	0	20	1	0	361	501	862	1,954	44.11%
Ferndale, Precinct 4	589	589	24	0	6	4	0	313	399	712	1,851	38.47%
Ferndale, Precinct 5	670	670	25	0	17	0	0	386	425	811	1,938	41.85%

Canvass Results

Canvassed Results

Run Time 7:33 AM
Run Date 08/19/2020

Oakland County, Michigan

Primary Election, Tuesday, August 4, 2020

8/4/2020

Page 41

Official Results

Registered Voters

370035 of 995114 = 37.19%

Precincts Reporting

506 of 506 = 100.00%

Representative in Congress 9th District - Democratic Party - Vote for not more than 1

Precinct	Andy Levin	Cast Votes	Undervotes	Overvotes	Invalid Votes	Rejected write-in votes	Unresolved write-in votes	Precinct Ballots Cast	Absentee Ballots Cast	Total Ballots Cast	Registered Voters	Turnout Percentage
Ferndale, Precinct 6	501	501	18	0	20	0	0	333	327	660	1,843	35.81%
Ferndale, Precinct 7	424	424	17	0	18	5	0	291	275	566	1,673	33.83%
Ferndale, Precinct 8	348	348	16	0	10	1	0	229	202	431	1,071	40.24%
Ferndale, Precinct 9	798	798	34	0	17	3	0	378	566	944	1,926	49.01%
Hazel Park, Precinct 1	406	406	22	0	20	1	0	283	302	585	2,338	25.02%
Hazel Park, Precinct 2	415	415	25	0	23	0	0	267	363	630	2,245	28.06%
Hazel Park, Precinct 3	268	268	15	0	21	3	0	246	244	490	1,996	24.55%
Hazel Park, Precinct 4	277	277	13	0	25	0	0	177	265	442	1,490	29.66%
Hazel Park, Precinct 5	357	357	18	1	34	0	0	238	354	592	2,316	25.56%
Hazel Park, Precinct 6	284	284	15	0	12	2	0	181	252	433	1,912	22.65%
Huntington Woods, Precinct 1	642	642	63	0	15	2	0	228	576	804	1,296	62.04%
Huntington Woods, Precinct 2	479	479	31	0	8	3	0	185	412	597	1,066	56.00%
Huntington Woods, Precinct 3	544	544	39	0	7	0	0	244	432	676	1,134	59.61%
Huntington Woods, Precinct 4	548	548	37	0	15	1	0	199	462	661	1,046	63.19%
Huntington Woods, Precinct 5	522	522	38	0	19	3	0	239	441	680	1,080	62.96%
Madison Heights, Precinct 1	282	282	7	0	30	0	0	210	236	446	1,900	23.47%
Madison Heights, Precinct 2	274	274	13	0	17	1	0	200	251	451	1,623	27.79%

Canvass Results

Canvassed Results

Run Time 7:33 AM
Run Date 08/19/2020

Oakland County, Michigan

Primary Election, Tuesday, August 4, 2020

8/4/2020

Page 42

Official Results

Registered Voters
370035 of 995114 = 37.19%

Precincts Reporting
506 of 506 = 100.00%

Representative in Congress 9th District - Democratic Party - Vote for not more than 1

Precinct	Andy Levin	Cast Votes	Undervotes	Overvotes	Invalid Votes	Rejected write-in votes	Unresolved write-in votes	Precinct Ballots Cast	Absentee Ballots Cast	Total Ballots Cast	Registered Voters	Turnout Percentage
Madison Heights, Precinct 3	286	286	13	0	18	2	0	221	236	457	1,925	23.74%
Madison Heights, Precinct 4	247	247	9	0	23	0	0	197	235	432	1,909	22.63%
Madison Heights, Precinct 5	233	233	15	0	22	0	0	211	238	449	1,584	28.35%
Madison Heights, Precinct 6	77	77	4	0	7	0	0	22	88	110	431	25.52%
Madison Heights, Precinct 7	423	423	25	0	27	0	0	325	473	798	2,275	35.08%
Madison Heights, Precinct 8	516	516	24	0	53	0	0	367	577	944	2,828	33.38%
Madison Heights, Precinct 9	466	466	13	0	27	0	0	343	450	793	2,329	34.05%
Madison Heights, Precinct 10	387	387	28	0	35	0	0	301	419	720	1,923	37.44%
Madison Heights, Precinct 11	356	356	15	0	44	1	0	275	305	580	2,842	20.41%
Pleasant Ridge, Precinct 1	1,047	1,047	58	0	27	2	0	530	780	1,310	2,451	53.45%
Royal Oak, Precinct 1	608	608	27	0	19	0	0	300	516	816	2,274	35.88%
Royal Oak, Precinct 2	568	568	19	0	31	2	0	355	465	820	2,476	33.12%
Royal Oak, Precinct 3	394	394	15	1	16	0	0	265	300	565	1,635	34.56%
Royal Oak, Precinct 4	464	464	22	0	12	3	0	299	345	644	1,804	35.70%
Royal Oak, Precinct 5	442	442	25	0	15	0	0	229	364	593	1,591	37.27%
Royal Oak, Precinct 6	769	769	31	1	25	0	0	467	549	1,016	2,873	35.36%
Royal Oak, Precinct 7	428	428	13	0	23	0	0	250	362	612	1,921	31.86%
Royal Oak, Precinct 8	660	660	33	0	24	1	0	403	591	994	2,510	39.60%
Royal Oak, Precinct 9	760	760	37	0	31	2	0	420	645	1,065	2,880	36.98%
Royal Oak, Precinct 10	534	534	32	0	18	0	0	354	440	794	2,099	37.83%

Canvass Results

Canvassed Results

Run Time 7:33 AM
Run Date 08/19/2020

Oakland County, Michigan

Primary Election, Tuesday, August 4, 2020

8/4/2020

Page 43

Official Results

Registered Voters
370035 of 995114 = 37.19%

Precincts Reporting
506 of 506 = 100.00%

Representative in Congress 9th District - Democratic Party - Vote for not more than 1

Precinct	Andy Levin	Cast Votes	Undervotes	Overvotes	Invalid Votes	Rejected write-in votes	Unresolved write-in votes	Precinct Ballots Cast	Absentee Ballots Cast	Total Ballots Cast	Registered Voters	Turnout Percentage
Royal Oak, Precinct 11	413	413	16	0	14	0	0	258	345	603	1,802	33.46%
Royal Oak, Precinct 12	431	431	28	0	15	2	0	285	384	669	1,985	33.70%
Royal Oak, Precinct 13	542	542	27	0	17	1	0	344	490	834	2,174	38.36%
Royal Oak, Precinct 14	462	462	27	0	16	1	0	269	470	739	1,720	42.97%
Royal Oak, Precinct 15	344	344	7	0	9	1	0	224	256	480	1,662	28.88%
Royal Oak, Precinct 16	711	711	40	0	23	0	0	403	665	1,068	2,796	38.20%
Royal Oak, Precinct 17	498	498	23	0	22	0	0	272	482	754	1,892	39.85%
Royal Oak, Precinct 18	512	512	15	0	19	0	0	307	406	713	2,000	35.65%
Royal Oak, Precinct 19	661	661	36	0	24	0	0	422	577	999	2,774	36.01%
Royal Oak, Precinct 20	585	585	31	0	23	1	0	308	582	890	2,215	40.18%
Royal Oak, Precinct 21	521	521	24	0	22	0	0	265	505	770	2,157	35.70%
Royal Oak, Precinct 22	552	552	33	0	21	1	0	386	495	881	2,241	39.31%
Royal Oak, Precinct 23	403	403	15	0	25	3	0	269	347	616	1,810	34.03%
Royal Oak, Precinct 24	261	261	14	0	13	0	0	164	254	418	1,179	35.45%
Totals	43,086	43,086	2,244	4	2,205	73	0	26,286	42,807	69,093	174,240	39.65%

Canvass Results

Canvassed Results

Run Time 7:33 AM
Run Date 08/19/2020

Oakland County, Michigan

Primary Election, Tuesday, August 4, 2020

8/4/2020

Page 146

Official Results**Registered Voters**

370035 of 995114 = 37.19%

Precincts Reporting

506 of 506 = 100.00%

Representative in Congress 9th District - Republican Party - Vote for not more than 1

Precinct	Gabi Grossbard	Charles J. Langworthy	Douglas Allen Troszak (W)	Cast Votes	Undervotes	Overvotes	Invalid Votes	Rejected write-in votes	Unresolved write-in votes	Precinct Ballots Cast	Absentee Ballots Cast	Total Ballots Cast	Registered Voters	Turnout Percentage
Bloomfield Township, Precinct 1	127	123	0	250	69	0	11	0	0	190	448	638	1,693	37.68%
Bloomfield Township, Precinct 2	143	151	0	294	100	0	8	1	0	307	663	970	2,249	43.13%
Bloomfield Township, Precinct 3	183	125	0	308	61	2	8	1	0	318	626	944	2,138	44.15%
Bloomfield Township, Precinct 4	137	180	0	317	80	1	7	0	0	233	570	803	1,543	52.04%
Bloomfield Township, Precinct 5	236	146	0	382	121	1	8	0	0	326	725	1,051	2,259	46.53%
Bloomfield Township, Precinct 6	211	271	0	482	105	0	13	2	0	342	704	1,046	2,023	51.71%
Bloomfield Township, Precinct 7	274	231	0	505	111	0	9	7	0	384	721	1,105	2,175	50.80%
Bloomfield Township, Precinct 8	168	181	0	349	88	0	13	4	0	206	754	960	2,051	46.81%
Bloomfield Township, Precinct 9	265	206	0	471	102	1	13	5	0	308	815	1,123	2,350	47.79%
Bloomfield Township, Precinct 10	143	147	1	291	88	0	6	1	0	226	589	815	1,781	45.76%
Bloomfield Township, Precinct 11	127	74	0	201	57	0	5	2	0	154	467	621	1,371	45.30%
Bloomfield Township, Precinct 12	191	163	0	354	108	0	17	0	0	255	811	1,066	1,977	53.92%

Canvass Results

Canvassed Results

Run Time 7:33 AM
Run Date 08/19/2020

Oakland County, Michigan

Primary Election, Tuesday, August 4, 2020

8/4/2020

Page 147

Official Results

Registered Voters

370035 of 995114 = 37.19%

Precincts Reporting

506 of 506 = 100.00%

Representative in Congress 9th District - Republican Party - Vote for not more than 1

Precinct	Gabi Grossbard	Charles J. Langworthy	Douglas Allen Troszak (W)	Cast Votes	Undervotes	Overvotes	Invalid Votes	Rejected write-in votes	Unresolved write-in votes	Precinct Ballots Cast	Absentee Ballots Cast	Total Ballots Cast	Registered Voters	Turnout Percentage
Bloomfield Township, Precinct 13	139	119	0	258	85	0	5	1	0	233	638	871	1,792	48.60%
Bloomfield Township, Precinct 14	145	107	0	252	97	0	19	0	0	266	644	910	1,694	53.72%
Bloomfield Township, Precinct 15	308	209	0	517	131	1	18	0	0	351	911	1,262	2,634	47.91%
Bloomfield Township, Precinct 16	319	258	0	577	125	2	23	0	0	339	927	1,266	3,039	41.66%
Bloomfield Township, Precinct 17	210	133	0	343	97	0	13	1	0	314	920	1,234	2,280	54.12%
Bloomfield Township, Precinct 18	213	201	0	414	106	1	9	2	0	273	731	1,004	2,126	47.22%
Southfield Township, Precinct 1	60	42	0	102	13	0	2	1	0	171	220	391	935	41.82%
Southfield Township, Precinct 2	57	67	0	124	13	0	2	1	0	228	278	506	1,092	46.34%
Southfield Township, Precinct 3	62	50	0	112	14	0	5	0	0	184	216	400	860	46.51%
Southfield Township, Precinct 4	91	106	0	197	31	0	4	0	0	249	369	618	1,316	46.96%
Southfield Township, Precinct 5	94	64	0	158	13	1	12	0	0	293	378	671	1,386	48.41%
Southfield Township, Precinct 6	109	146	0	255	43	1	8	1	0	321	583	904	2,067	43.73%

Canvass Results

Canvassed Results

Run Time 7:33 AM
Run Date 08/19/2020

Oakland County, Michigan

Primary Election, Tuesday, August 4, 2020

8/4/2020

Page 148

Official Results

Registered Voters
370035 of 995114 = 37.19%

Precincts Reporting
506 of 506 = 100.00%

Representative in Congress 9th District - Republican Party - Vote for not more than 1

Precinct	Gabi Grossbard	Charles J. Langworthy	Douglas Allen Troszak (W)	Cast Votes	Undervotes	Overvotes	Invalid Votes	Rejected write-in votes	Unresolved write-in votes	Precinct Ballots Cast	Absentee Ballots Cast	Total Ballots Cast	Registered Voters	Turnout Percentage
Southfield Township, Precinct 7	74	85	0	159	16	0	6	0	0	196	289	485	1,145	42.36%
Southfield Township, Precinct 8	84	91	0	175	15	4	12	0	0	246	450	696	1,490	46.71%
Southfield Township, Precinct 9	84	68	0	152	30	0	5	0	0	299	277	576	1,292	44.58%
Southfield Township, Precinct 10	89	69	0	158	25	0	6	0	0	175	303	478	1,000	47.80%
Berkley, Precinct 1	99	97	0	196	18	0	15	0	0	350	520	870	1,997	43.57%
Berkley, Precinct 2	75	81	0	156	24	0	14	0	0	332	429	761	1,860	40.91%
Berkley, Precinct 3	73	79	0	152	13	0	8	0	0	343	428	771	1,910	40.37%
Berkley, Precinct 4	62	85	0	147	16	2	5	0	0	361	432	793	1,921	41.28%
Berkley, Precinct 5	82	72	0	154	7	1	8	1	0	320	361	681	1,668	40.83%
Berkley, Precinct 6	65	88	0	153	12	0	11	2	0	334	347	681	1,899	35.86%
Berkley, Precinct 7	72	68	0	140	11	0	10	0	0	324	405	729	1,872	38.94%
Clawson, Precinct 1	94	156	0	250	26	1	26	0	0	269	694	963	2,526	38.12%
Ferndale, Precinct 1	54	71	0	125	14	0	13	0	0	435	851	1,286	2,379	54.06%
Ferndale, Precinct 2	20	40	0	60	5	0	10	0	0	333	392	725	1,785	40.62%
Ferndale, Precinct 3	41	31	0	72	7	0	6	0	0	361	501	862	1,954	44.11%
Ferndale, Precinct 4	25	49	0	74	6	0	7	0	0	313	399	712	1,851	38.47%
Ferndale, Precinct 5	38	49	0	87	6	0	9	0	0	386	425	811	1,938	41.85%

Canvass Results

Canvassed Results

Run Time 7:33 AM
Run Date 08/19/2020

Oakland County, Michigan

Primary Election, Tuesday, August 4, 2020

8/4/2020

Page 149

Official Results

Registered Voters

370035 of 995114 = 37.19%

Precincts Reporting

506 of 506 = 100.00%

Representative in Congress 9th District - Republican Party - Vote for not more than 1

Precinct	Gabi Grossbard	Charles J. Langworthy	Douglas Allen Troszak (W)	Cast Votes	Undervotes	Overvotes	Invalid Votes	Rejected write-in votes	Unresolved write-in votes	Precinct Ballots Cast	Absentee Ballots Cast	Total Ballots Cast	Registered Voters	Turnout Percentage
Ferndale, Precinct 6	42	64	0	106	11	1	7	0	0	333	327	660	1,843	35.81%
Ferndale, Precinct 7	38	54	0	92	4	0	9	0	0	291	275	566	1,673	33.83%
Ferndale, Precinct 8	16	29	0	45	4	0	3	0	0	229	202	431	1,071	40.24%
Ferndale, Precinct 9	41	40	0	81	4	0	7	0	0	378	566	944	1,926	49.01%
Hazel Park, Precinct 1	50	71	0	121	8	0	10	0	0	283	302	585	2,338	25.02%
Hazel Park, Precinct 2	50	88	0	138	16	1	14	0	0	267	363	630	2,245	28.06%
Hazel Park, Precinct 3	54	96	0	150	19	0	11	0	0	246	244	490	1,996	24.55%
Hazel Park, Precinct 4	41	70	0	111	4	1	14	0	0	177	265	442	1,490	29.66%
Hazel Park, Precinct 5	65	87	0	152	14	1	20	1	0	238	354	592	2,316	25.56%
Hazel Park, Precinct 6	49	50	0	99	12	0	9	0	0	181	252	433	1,912	22.65%
Huntington Woods, Precinct 1	36	31	0	67	11	0	8	0	0	228	576	804	1,296	62.04%
Huntington Woods, Precinct 2	33	30	0	63	7	0	4	0	0	185	412	597	1,066	56.00%
Huntington Woods, Precinct 3	28	44	0	72	8	0	2	0	0	244	432	676	1,134	59.61%
Huntington Woods, Precinct 4	27	21	0	48	5	0	3	0	0	199	462	661	1,046	63.19%
Huntington Woods, Precinct 5	53	24	0	77	10	0	7	0	0	239	441	680	1,080	62.96%
Madison Heights, Precinct 1	44	73	0	117	6	0	4	0	0	210	236	446	1,900	23.47%
Madison Heights, Precinct 2	36	84	0	120	10	0	9	0	0	200	251	451	1,623	27.79%

Canvass Results

Canvassed Results

Run Time 7:33 AM
Run Date 08/19/2020

Oakland County, Michigan

Primary Election, Tuesday, August 4, 2020

8/4/2020

Page 150

Official Results

Registered Voters

370035 of 995114 = 37.19%

Precincts Reporting

506 of 506 = 100.00%

Representative in Congress 9th District - Republican Party - Vote for not more than 1

Precinct	Gabi Grossbard	Charles J. Langworthy	Douglas Allen Troszak (W)	Cast Votes	Undervotes	Overvotes	Invalid Votes	Rejected write-in votes	Unresolved write-in votes	Precinct Ballots Cast	Absentee Ballots Cast	Total Ballots Cast	Registered Voters	Turnout Percentage
Madison Heights, Precinct 3	33	84	0	117	6	0	17	0	0	221	236	457	1,925	23.74%
Madison Heights, Precinct 4	37	103	0	140	5	1	8	1	0	197	235	432	1,909	22.63%
Madison Heights, Precinct 5	65	83	0	148	17	0	12	0	0	211	238	449	1,584	28.35%
Madison Heights, Precinct 6	13	6	0	19	1	0	4	0	0	22	88	110	431	25.52%
Madison Heights, Precinct 7	136	140	0	276	33	1	10	1	0	325	473	798	2,275	35.08%
Madison Heights, Precinct 8	130	173	0	303	30	0	26	1	0	367	577	944	2,828	33.38%
Madison Heights, Precinct 9	122	118	0	240	35	0	12	0	0	343	450	793	2,329	34.05%
Madison Heights, Precinct 10	85	131	0	216	29	0	16	1	0	301	419	720	1,923	37.44%
Madison Heights, Precinct 11	60	77	0	137	10	0	19	0	0	275	305	580	2,842	20.41%
Pleasant Ridge, Precinct 1	71	75	0	146	19	0	9	0	0	530	780	1,310	2,451	53.45%
Royal Oak, Precinct 1	86	51	0	137	16	0	12	0	0	300	516	816	2,274	35.88%
Royal Oak, Precinct 2	59	121	0	180	11	0	11	0	0	355	465	820	2,476	33.12%
Royal Oak, Precinct 3	65	54	0	119	10	1	13	0	0	265	300	565	1,635	34.56%
Royal Oak, Precinct 4	57	70	0	127	11	0	5	1	0	299	345	644	1,804	35.70%
Royal Oak, Precinct 5	50	53	0	103	4	0	3	1	0	229	364	593	1,591	37.27%
Royal Oak, Precinct 6	57	95	0	152	22	0	18	0	0	467	549	1,016	2,873	35.36%
Royal Oak, Precinct 7	64	61	0	125	16	0	6	0	0	250	362	612	1,921	31.86%
Royal Oak, Precinct 8	104	130	0	234	27	1	6	2	0	403	591	994	2,510	39.60%
Royal Oak, Precinct 9	105	99	0	204	21	0	12	0	0	420	645	1,065	2,880	36.98%
Royal Oak, Precinct 10	76	105	0	181	18	0	13	0	0	354	440	794	2,099	37.83%

Canvass Results

Canvassed Results

Run Time 7:33 AM
Run Date 08/19/2020

Oakland County, Michigan

Primary Election, Tuesday, August 4, 2020

8/4/2020

Page 151

Official Results

Registered Voters

370035 of 995114 = 37.19%

Precincts Reporting

506 of 506 = 100.00%

Representative in Congress 9th District - Republican Party - Vote for not more than 1

Precinct	Gabi Grossbard	Charles J. Langworthy	Douglas Allen Troszak (W)	Cast Votes	Undervotes	Overvotes	Invalid Votes	Rejected write-in votes	Unresolved write-in votes	Precinct Ballots Cast	Absentee Ballots Cast	Total Ballots Cast	Registered Voters	Turnout Percentage
Royal Oak, Precinct 11	57	83	0	140	7	0	12	0	0	258	345	603	1,802	33.46%
Royal Oak, Precinct 12	87	84	0	171	14	0	5	0	0	285	384	669	1,985	33.70%
Royal Oak, Precinct 13	120	104	0	224	16	1	7	0	0	344	490	834	2,174	38.36%
Royal Oak, Precinct 14	98	102	0	200	31	0	1	0	0	269	470	739	1,720	42.97%
Royal Oak, Precinct 15	47	55	0	102	14	0	3	0	0	224	256	480	1,662	28.88%
Royal Oak, Precinct 16	108	138	0	246	36	2	9	0	0	403	665	1,068	2,796	38.20%
Royal Oak, Precinct 17	93	85	0	178	18	0	11	0	0	272	482	754	1,892	39.85%
Royal Oak, Precinct 18	55	90	0	145	10	0	10	0	0	307	406	713	2,000	35.65%
Royal Oak, Precinct 19	125	113	0	238	21	1	18	0	0	422	577	999	2,774	36.01%
Royal Oak, Precinct 20	106	110	0	216	21	0	9	0	0	308	582	890	2,215	40.18%
Royal Oak, Precinct 21	94	83	0	177	17	1	12	0	0	265	505	770	2,157	35.70%
Royal Oak, Precinct 22	119	123	0	242	28	0	5	1	0	386	495	881	2,241	39.31%
Royal Oak, Precinct 23	79	69	0	148	15	0	9	0	0	269	347	616	1,810	34.03%
Royal Oak, Precinct 24	40	78	0	118	11	0	3	0	0	164	254	418	1,179	35.45%
Totals	8,549	8,881	1	17,431	2,862	32	896	43	0	26,286	42,807	69,093	174,240	39.65%

Canvass Results

Canvassed Results

Run Time 7:33 AM
Run Date 08/19/2020

Oakland County, Michigan

Primary Election, Tuesday, August 4, 2020

8/4/2020

Page 44

Official Results

Registered Voters

370035 of 995114 = 37.19%

Precincts Reporting

506 of 506 = 100.00%

Representative in Congress 11th District - Democratic Party - Vote for not more than 1

Precinct	Haley Stevens	Cast Votes	Undervotes	Overvotes	Invalid Votes	Rejected write-in votes	Unresolved write-in votes	Precinct Ballots Cast	Absentee Ballots Cast	Total Ballots Cast	Registered Voters	Turnout Percentage
Commerce Township, Precinct 1	285	285	13	0	22	0	0	339	486	825	2,289	36.04%
Commerce Township, Precinct 2	335	335	14	0	12	0	0	237	548	785	2,479	31.67%
Commerce Township, Precinct 3	546	546	21	0	45	0	0	211	777	988	2,558	38.62%
Commerce Township, Precinct 4	308	308	17	0	37	0	0	270	526	796	2,445	32.56%
Commerce Township, Precinct 5	372	372	16	0	17	0	0	281	641	922	2,633	35.02%
Commerce Township, Precinct 6	262	262	11	0	41	1	0	241	401	642	1,959	32.77%
Commerce Township, Precinct 7	328	328	17	0	28	1	0	259	742	1,001	2,359	42.43%
Commerce Township, Precinct 8	351	351	25	0	38	0	0	299	698	997	2,542	39.22%
Commerce Township, Precinct 9	396	396	15	0	32	0	0	313	635	948	2,772	34.20%
Commerce Township, Precinct 10	304	304	17	0	30	1	0	244	509	753	2,249	33.48%
Commerce Township, Precinct 11	362	362	19	0	31	0	0	225	613	838	2,537	33.03%
Commerce Township, Precinct 12	185	185	7	0	16	0	0	171	293	464	1,428	32.49%

Canvass Results

Canvassed Results

Run Time 7:33 AM
Run Date 08/19/2020

Oakland County, Michigan

Primary Election, Tuesday, August 4, 2020

8/4/2020

Page 45

Official Results

Registered Voters

370035 of 995114 = 37.19%

Precincts Reporting

506 of 506 = 100.00%

Representative in Congress 11th District - Democratic Party - Vote for not more than 1

Precinct	Haley Stevens	Cast Votes	Undervotes	Overvotes	Invalid Votes	Rejected write-in votes	Unresolved write-in votes	Precinct Ballots Cast	Absentee Ballots Cast	Total Ballots Cast	Registered Voters	Turnout Percentage
Commerce Township, Precinct 13	356	356	30	0	41	1	0	276	545	821	2,500	32.84%
Commerce Township, Precinct 14	154	154	9	0	9	1	0	195	180	375	1,886	19.88%
Commerce Township, Precinct 15	244	244	7	0	22	0	0	278	419	697	1,975	35.29%
Highland Township, Precinct 1	278	278	13	0	59	0	0	297	761	1,058	2,850	37.12%
Highland Township, Precinct 2	186	186	11	0	43	0	0	271	498	769	2,274	33.82%
Highland Township, Precinct 3	125	125	3	0	37	0	0	160	335	495	1,745	28.37%
Highland Township, Precinct 4	300	300	9	0	62	0	0	287	673	960	2,411	39.82%
Highland Township, Precinct 5	157	157	6	0	44	0	0	213	439	652	1,422	45.85%
Highland Township, Precinct 6	195	195	13	0	47	0	0	306	588	894	2,096	42.65%
Highland Township, Precinct 7	124	124	14	0	25	0	0	218	279	497	1,446	34.37%
Highland Township, Precinct 8	219	219	4	0	34	0	0	173	490	663	1,595	41.57%
Lyon Township, Precinct 1	370	370	16	0	39	0	0	312	696	1,008	2,472	40.78%
Lyon Township, Precinct 2	99	99	6	0	5	0	0	60	181	241	518	46.53%

Canvass Results

Canvassed Results

Run Time 7:33 AM
Run Date 08/19/2020

Oakland County, Michigan

Primary Election, Tuesday, August 4, 2020

8/4/2020

Page 46

Official Results

Registered Voters

370035 of 995114 = 37.19%

Precincts Reporting

506 of 506 = 100.00%

Representative in Congress 11th District - Democratic Party - Vote for not more than 1

Precinct	Haley Stevens	Cast Votes	Undervotes	Overvotes	Invalid Votes	Rejected write-in votes	Unresolved write-in votes	Precinct Ballots Cast	Absentee Ballots Cast	Total Ballots Cast	Registered Voters	Turnout Percentage
Lyon Township, Precinct 3	296	296	19	0	43	0	0	286	590	876	2,447	35.80%
Lyon Township, Precinct 4	264	264	22	0	28	0	0	260	472	732	1,884	38.85%
Lyon Township, Precinct 5	363	363	24	0	46	0	0	284	784	1,068	2,229	47.91%
Lyon Township, Precinct 6	460	460	27	0	40	1	0	352	1,002	1,354	3,075	44.03%
Lyon Township, Precinct 7	69	69	3	0	6	0	0	33	99	132	438	30.14%
Lyon Township, Precinct 8	66	66	3	0	12	0	0	111	134	245	485	50.52%
Lyon Township, Precinct 9	386	386	11	0	52	0	0	360	676	1,036	2,106	49.19%
Milford Township, Precinct 1	251	251	11	1	33	0	0	278	587	865	1,824	47.42%
Milford Township, Precinct 2	147	147	5	0	15	0	0	214	283	497	1,854	26.81%
Milford Township, Precinct 3	269	269	8	0	25	1	0	257	576	833	1,913	43.54%
Milford Township, Precinct 4	179	179	7	0	24	0	0	206	393	599	1,507	39.75%
Milford Township, Precinct 5	205	205	11	0	31	0	0	193	452	645	1,553	41.53%
Milford Township, Precinct 6	289	289	9	0	53	0	0	222	541	763	1,793	42.55%
Milford Township, Precinct 7	370	370	10	1	33	1	0	268	616	884	2,142	41.27%
Milford Township, Precinct 8	244	244	14	1	38	1	0	194	446	640	1,430	44.76%
Novi Township, Precinct 1	36	36	2	0	1	0	0	76	0	76	136	55.88%
Waterford Township, Precinct 1	140	140	13	0	8	1	0	107	246	353	933	37.83%
Waterford Township, Precinct 2	439	439	37	0	39	2	0	353	819	1,172	3,018	38.83%

Canvass Results

Canvassed Results

Run Time 7:33 AM
Run Date 08/19/2020

Oakland County, Michigan

Primary Election, Tuesday, August 4, 2020

8/4/2020

Page 47

Official Results

Registered Voters

370035 of 995114 = 37.19%

Precincts Reporting

506 of 506 = 100.00%

Representative in Congress 11th District - Democratic Party - Vote for not more than 1

Precinct	Halley Stevens	Cast Votes	Undervotes	Overvotes	Invalid Votes	Rejected write-in votes	Unresolved write-in votes	Precinct Ballots Cast	Absentee Ballots Cast	Total Ballots Cast	Registered Voters	Turnout Percentage
Waterford Township, Precinct 3	418	418	27	0	41	1	0	383	617	1,000	2,879	34.73%
Waterford Township, Precinct 4	338	338	29	0	34	1	0	349	655	1,004	2,698	37.21%
Waterford Township, Precinct 5	516	516	30	0	42	2	0	391	858	1,249	3,103	40.25%
Waterford Township, Precinct 6	420	420	24	0	40	3	0	298	750	1,048	2,841	36.89%
Waterford Township, Precinct 7	383	383	22	0	38	2	0	323	596	919	2,925	31.42%
Waterford Township, Precinct 8	372	372	20	0	38	1	0	296	654	950	2,735	34.73%
Waterford Township, Precinct 9	455	455	35	0	32	0	0	326	808	1,134	2,804	40.44%
Waterford Township, Precinct 10	235	235	27	0	24	0	0	217	467	684	1,599	42.78%
Waterford Township, Precinct 11	376	376	26	0	31	3	0	280	571	851	2,881	29.54%
Waterford Township, Precinct 12	440	440	28	0	61	1	0	317	763	1,080	2,920	36.99%
Waterford Township, Precinct 13	433	433	30	0	50	1	0	369	647	1,016	2,994	33.93%
Waterford Township, Precinct 14	373	373	18	0	38	0	0	245	520	765	2,882	26.54%

Canvass Results

Canvassed Results

Run Time 7:33 AM
Run Date 08/19/2020

Oakland County, Michigan

Primary Election, Tuesday, August 4, 2020

8/4/2020

Page 48

Official Results

Registered Voters
370035 of 995114 = 37.19%

Precincts Reporting
506 of 506 = 100.00%

Representative in Congress 11th District - Democratic Party - Vote for not more than 1

Precinct	Halley Stevens	Cast Votes	Undervotes	Overvotes	Invalid Votes	Rejected write-in votes	Unresolved write-in votes	Precinct Ballots Cast	Absentee Ballots Cast	Total Ballots Cast	Registered Voters	Turnout Percentage
Waterford Township, Precinct 15	453	453	27	0	57	1	0	353	590	943	2,962	31.84%
Waterford Township, Precinct 16	427	427	23	0	44	1	0	370	732	1,102	3,140	35.10%
Waterford Township, Precinct 17	439	439	21	0	39	1	0	323	672	995	2,900	34.31%
Waterford Township, Precinct 18	350	350	14	0	43	0	0	249	556	805	2,368	33.99%
Waterford Township, Precinct 19	417	417	17	0	47	1	0	239	681	920	2,696	34.12%
Waterford Township, Precinct 20	438	438	18	0	45	1	0	304	646	950	3,065	31.00%
Waterford Township, Precinct 21	417	417	30	0	39	3	0	302	612	914	3,000	30.47%
West Bloomfield Township, Precinct 2	411	411	32	3	22	0	0	219	581	800	2,397	33.38%
West Bloomfield Township, Precinct 4	538	538	32	0	18	4	0	219	702	921	2,445	37.67%
West Bloomfield Township, Precinct 5	481	481	23	0	23	1	0	261	595	856	2,328	36.77%
West Bloomfield Township, Precinct 8	526	526	42	0	25	0	0	259	733	992	2,458	40.36%
West Bloomfield Township, Precinct 14	301	301	15	0	14	0	0	233	429	662	1,834	36.10%

Canvass Results

Canvassed Results

Run Time 7:33 AM
Run Date 08/19/2020

Oakland County, Michigan

Primary Election, Tuesday, August 4, 2020

8/4/2020

Page 49

Official Results

Registered Voters
370035 of 995114 = 37.19%

Precincts Reporting
506 of 506 = 100.00%

Representative in Congress 11th District - Democratic Party - Vote for not more than 1

Precinct	Haley Stevens	Cast Votes	Unmarked	Overmarked	Protest Votes	Rejected votes in contest	Unmarked with no votes	Precinct Ballots Cast	Absentee Ballots Cast	Total Ballots Cast	Registered Voters	Turnout Percentage
West Bloomfield Township, Precinct 25	482	482	19	0	23	1	0	235	669	904	2,163	41.79%
White Lake Township, Precinct 1	320	320	18	0	49	0	0	373	587	960	2,397	40.05%
White Lake Township, Precinct 2	261	261	11	0	43	1	0	363	555	918	2,335	39.31%
White Lake Township, Precinct 3	191	191	7	0	30	1	0	184	373	557	1,403	39.70%
White Lake Township, Precinct 4	119	119	15	0	15	0	0	143	272	415	1,075	38.60%
White Lake Township, Precinct 5	371	371	16	0	40	0	0	353	633	986	2,275	43.34%
White Lake Township, Precinct 6	306	306	18	0	47	0	0	374	610	984	2,899	33.94%
White Lake Township, Precinct 7	243	243	13	0	29	0	0	261	567	828	1,826	45.35%
White Lake Township, Precinct 8	255	255	10	0	42	0	0	326	450	776	2,724	28.49%
White Lake Township, Precinct 9	265	265	13	0	38	0	0	274	438	712	2,133	33.38%
White Lake Township, Precinct 10	246	246	12	0	30	0	0	279	448	727	2,554	28.47%
White Lake Township, Precinct 11	237	237	11	0	45	0	0	302	587	889	2,408	36.92%

Canvass Results

Canvassed Results

Run Time 7:33 AM
Run Date 08/19/2020

Oakland County, Michigan

Primary Election, Tuesday, August 4, 2020

8/4/2020

Page 50

Official Results

Registered Voters
370035 of 995114 = 37.19%

Precincts Reporting
506 of 506 = 100.00%

Representative in Congress 11th District - Democratic Party - Vote for not more than 1

Precinct	Haley Stevens	Cast Votes	Undervotes	Overvotes	Invalid Votes	Rejected write-in votes	Unresolved write-in votes	Precinct Ballots Cast	Absentee Ballots Cast	Total Ballots Cast	Registered Voters	Turnout Percentage
White Lake Township, Precinct 12	197	197	11	0	31	0	0	176	380	556	1,411	39.40%
Auburn Hills, Precinct 1	156	156	11	0	11	0	0	167	186	353	1,263	27.95%
Auburn Hills, Precinct 2	344	344	19	0	12	1	0	185	325	510	1,493	34.16%
Auburn Hills, Precinct 3	310	310	23	0	14	0	0	230	323	553	2,069	26.73%
Auburn Hills, Precinct 4	266	266	12	0	23	2	0	206	295	501	1,874	26.73%
Auburn Hills, Precinct 5	267	267	23	0	11	1	0	181	337	518	1,357	38.17%
Auburn Hills, Precinct 6	497	497	25	0	21	1	0	184	868	1,052	2,258	46.59%
Auburn Hills, Precinct 7	431	431	17	2	16	4	0	236	388	624	2,009	31.06%
Auburn Hills, Precinct 8	330	330	16	0	16	1	0	201	321	522	1,794	29.10%
Auburn Hills, Precinct 9	236	236	8	0	19	0	0	123	291	414	1,438	28.79%
Birmingham, Precinct 1	450	450	19	0	24	1	0	317	501	818	2,058	39.75%
Birmingham, Precinct 2	465	465	33	0	22	1	0	333	492	825	2,022	40.80%
Birmingham, Precinct 3	445	445	16	0	10	1	0	307	386	693	1,802	38.46%
Birmingham, Precinct 4	480	480	28	0	17	0	0	321	519	840	2,036	41.26%
Birmingham, Precinct 5	502	502	33	0	23	1	0	335	527	862	2,025	42.57%
Birmingham, Precinct 6	533	533	41	0	31	0	0	283	623	906	2,347	38.60%
Birmingham, Precinct 7	555	555	24	0	18	1	0	399	462	861	2,397	35.92%
Birmingham, Precinct 8	446	446	26	0	17	1	0	328	437	765	2,019	37.89%
Birmingham, Precinct 9	349	349	18	0	19	0	0	284	274	558	1,586	35.18%

Canvass Results

Canvassed Results

Run Time 7:33 AM
Run Date 08/19/2020

Oakland County, Michigan

Primary Election, Tuesday, August 4, 2020

8/4/2020

Page 51

Official Results

Registered Voters
370035 of 995114 = 37.19%

Precincts Reporting
506 of 506 = 100.00%

Representative in Congress 11th District - Democratic Party - Vote for not more than 1

Precinct	Haley Stevens	Cast Votes	Undervotes	Overvotes	Invalid Votes	Rejected write-in votes	Unresolved write-in votes	Precinct Ballots Cast	Absentee Ballots Cast	Total Ballots Cast	Registered Voters	Turnout Percentage
Bloomfield Hills, Precinct 1	436	436	27	0	29	0	0	287	683	970	2,139	45.35%
Bloomfield Hills, Precinct 2	275	275	32	0	13	1	0	174	504	678	1,715	39.53%
Clawson, Precinct 2	369	369	21	0	29	0	0	190	446	636	1,697	37.48%
Clawson, Precinct 3	352	352	26	0	24	0	0	212	433	645	1,663	38.79%
Clawson, Precinct 4	312	312	18	0	14	0	0	198	334	532	1,583	33.61%
Clawson, Precinct 5	433	433	29	0	36	0	0	277	536	813	2,070	39.28%
Farmington, Precinct 1	302	302	15	0	3	1	0	200	274	474	1,033	45.89%
Farmington, Precinct 2	391	391	22	0	8	0	0	259	361	620	1,539	40.29%
Farmington, Precinct 3	342	342	13	0	9	3	0	242	298	540	1,455	37.11%
Farmington, Precinct 4	383	383	19	0	15	1	0	231	333	564	1,359	41.50%
Farmington, Precinct 5	295	295	21	0	6	0	0	203	293	496	1,076	46.10%
Farmington, Precinct 6	315	315	9	0	6	0	0	201	328	529	1,188	44.53%
Lake Angelus, Precinct 1	31	31	12	0	0	1	0	148	0	148	250	59.20%
Northville, Precinct 2	610	610	19	0	26	1	0	289	888	1,177	2,675	44.00%
Novi, Precinct 1	432	432	15	0	21	0	0	212	636	848	1,925	44.05%
Novi, Precinct 2	525	525	29	0	24	1	0	277	695	972	2,438	39.87%
Novi, Precinct 3	388	388	16	0	15	0	0	175	491	666	1,810	36.80%
Novi, Precinct 4	498	498	24	0	17	0	0	232	584	816	1,994	40.92%
Novi, Precinct 5	263	263	16	0	21	0	0	177	351	528	1,731	30.50%
Novi, Precinct 6	434	434	22	0	29	1	0	150	604	754	2,022	37.29%

Canvass Results

Canvassed Results

Run Time 7:33 AM
Run Date 08/19/2020

Oakland County, Michigan

Primary Election, Tuesday, August 4, 2020

8/4/2020

Page 52

Official Results

Registered Voters

370035 of 995114 = 37.19%

Precincts Reporting

506 of 506 = 100.00%

Representative in Congress 11th District - Democratic Party - Vote for not more than 1

Precinct	Haley Stevens	Cast Votes	Undervotes	Overvotes	Invalid Votes	Rejected write-in votes	Unresolved write-in votes	Precinct Ballots Cast	Absentee Ballots Cast	Total Ballots Cast	Registered Voters	Turnout Percentage
Novi, Precinct 7	406	406	9	0	10	0	0	174	455	629	1,909	32.95%
Novi, Precinct 8	368	368	22	0	16	0	0	182	481	663	1,874	35.38%
Novi, Precinct 9	432	432	12	0	19	0	0	141	625	766	1,663	46.06%
Novi, Precinct 10	352	352	25	0	11	0	0	115	663	778	1,265	61.50%
Novi, Precinct 11	315	315	10	0	15	1	0	166	320	486	2,050	23.71%
Novi, Precinct 12	362	362	9	0	11	0	0	211	273	484	2,087	23.19%
Novi, Precinct 13	374	374	11	0	19	0	0	160	484	644	1,927	33.42%
Novi, Precinct 14	204	204	9	0	13	2	0	80	259	339	1,108	30.60%
Novi, Precinct 15	338	338	17	0	11	0	0	182	419	601	1,543	38.95%
Novi, Precinct 16	382	382	22	0	19	0	0	159	606	765	1,785	42.86%
Novi, Precinct 17	317	317	15	0	12	0	0	151	494	645	1,584	40.72%
Novi, Precinct 18	376	376	11	0	16	0	0	237	529	766	1,908	40.15%
Novi, Precinct 19	405	405	15	0	19	0	0	154	636	790	1,942	40.68%
Novi, Precinct 20	203	203	14	0	6	0	0	101	309	410	1,171	35.01%
Novi, Precinct 21	383	383	19	0	18	2	0	157	538	695	1,703	40.81%
Novi, Precinct 22	286	286	8	0	19	1	0	166	271	437	1,759	24.84%
Novi, Precinct 23	288	288	17	0	8	0	0	139	433	572	1,535	37.26%
Novi, Precinct 24	326	326	14	0	15	1	0	155	508	663	1,803	36.77%
Novi, Precinct 25	149	149	4	0	0	0	0	85	239	324	1,060	30.57%
Rochester Hills, Precinct 3	225	225	17	0	25	0	0	196	317	513	1,454	35.28%

Canvass Results

Canvassed Results

Run Time 7:33 AM
Run Date 08/19/2020

Oakland County, Michigan

Primary Election, Tuesday, August 4, 2020

8/4/2020

Page 53

Official Results

Registered Voters
370035 of 995114 = 37.19%

Precincts Reporting
506 of 506 = 100.00%

Representative in Congress 11th District - Democratic Party - Vote for not more than 1

Precinct	Haley Stevens	Cast Votes	Undervotes	Overvotes	Invalid Votes	Rejected write-in votes	Unresolved write-in votes	Precinct Ballots Cast	Absentee Ballots Cast	Total Ballots Cast	Registered Voters	Turnout Percentage
Rochester Hills, Precinct 6	467	467	28	0	40	1	0	228	747	975	2,565	38.01%
Rochester Hills, Precinct 13	218	218	20	1	25	0	0	176	401	577	1,597	36.13%
South Lyon, Precinct 1	577	577	29	0	70	0	0	485	920	1,405	3,210	43.77%
South Lyon, Precinct 2	362	362	15	0	44	0	0	421	429	850	2,255	37.69%
South Lyon, Precinct 3	435	435	19	0	23	0	0	477	566	1,043	2,262	46.11%
South Lyon, Precinct 4	238	238	9	0	20	1	0	333	231	564	1,694	33.29%
Troy, Precinct 1	260	260	9	0	20	0	0	169	334	503	1,423	35.35%
Troy, Precinct 2	444	444	15	0	40	1	0	243	713	956	2,371	40.32%
Troy, Precinct 3	369	369	33	0	26	2	0	195	577	772	2,133	36.19%
Troy, Precinct 4	656	656	33	0	32	0	0	272	953	1,225	2,930	41.81%
Troy, Precinct 5	273	273	20	0	14	0	0	147	489	636	1,509	42.15%
Troy, Precinct 6	100	100	9	0	13	0	0	67	167	234	527	44.40%
Troy, Precinct 7	351	351	17	0	10	0	0	156	506	662	1,763	37.55%
Troy, Precinct 8	400	400	26	0	25	0	0	222	509	731	1,889	38.70%
Troy, Precinct 9	457	457	20	1	32	1	0	245	714	959	2,352	40.77%
Troy, Precinct 10	440	440	22	0	27	0	0	213	667	880	2,129	41.33%
Troy, Precinct 11	453	453	16	0	22	0	0	221	683	904	1,918	47.13%
Troy, Precinct 12	297	297	15	0	21	0	0	134	496	630	1,487	42.37%
Troy, Precinct 13	619	619	22	0	28	1	0	330	816	1,146	2,887	39.70%
Troy, Precinct 14	383	383	10	0	31	1	0	218	573	791	2,171	36.43%

Canvass Results

Canvassed Results

Run Time 7:33 AM
Run Date 08/19/2020

Oakland County, Michigan

Primary Election, Tuesday, August 4, 2020

8/4/2020

Page 54

Official Results

Registered Voters
370035 of 995114 = 37.19%

Precincts Reporting
506 of 506 = 100.00%

Representative in Congress 11th District - Democratic Party - Vote for not more than 1

Precinct	Haley Stevens	Cast Votes	Undervotes	Overvotes	Invalid Votes	Rejected write-in votes	Unresolved write-in votes	Precinct Ballots Cast	Absentee Ballots Cast	Total Ballots Cast	Registered Voters	Turnout Percentage
Troy, Precinct 15	459	459	27	0	23	1	0	250	588	838	2,009	41.71%
Troy, Precinct 16	370	370	17	0	14	0	0	206	459	665	1,720	38.66%
Troy, Precinct 17	452	452	24	0	24	1	0	178	723	901	2,265	39.78%
Troy, Precinct 18	309	309	21	0	15	1	0	171	471	642	1,593	40.30%
Troy, Precinct 19	380	380	19	0	25	0	0	169	589	758	1,533	49.45%
Troy, Precinct 20	429	429	20	0	25	2	0	221	698	919	2,292	40.10%
Troy, Precinct 21	304	304	14	0	20	1	0	198	372	570	1,640	34.76%
Troy, Precinct 22	562	562	27	0	34	2	0	277	763	1,040	2,782	37.38%
Troy, Precinct 23	545	545	26	0	52	0	0	242	775	1,017	2,806	36.24%
Troy, Precinct 24	401	401	14	1	34	1	0	227	593	820	2,410	34.02%
Troy, Precinct 25	429	429	15	0	28	0	0	220	589	809	2,721	29.73%
Troy, Precinct 26	340	340	15	0	30	2	0	200	425	625	2,560	24.41%
Troy, Precinct 27	357	357	10	0	17	0	0	162	375	537	1,942	27.65%
Troy, Precinct 28	306	306	15	0	20	0	0	117	371	488	1,940	25.15%
Troy, Precinct 29	532	532	22	0	43	1	0	242	760	1,002	2,546	39.36%
Troy, Precinct 30	127	127	6	0	7	1	0	55	164	219	586	37.37%
Troy, Precinct 31	179	179	6	0	14	0	0	109	275	384	865	44.39%
Walled Lake, Precinct 1	235	235	6	0	17	0	0	254	217	471	2,031	23.19%
Walled Lake, Precinct 2	313	313	20	0	20	1	0	331	332	663	2,053	32.29%
Walled Lake, Precinct 3	232	232	7	0	12	0	0	221	250	471	1,501	31.38%

Canvass Results

Canvassed Results

Run Time 7:33 AM
Run Date 08/19/2020

Oakland County, Michigan

Primary Election, Tuesday, August 4, 2020

8/4/2020

Page 55

Official Results

Registered Voters
370035 of 995114 = 37.19%

Precincts Reporting
506 of 506 = 100.00%

Representative in Congress 11th District - Democratic Party - Vote for not more than 1

Precinct	Haley Stevens	Cast Votes	Undercount	Overcount	Invalid Votes	Reported but in wrong	Unreported but in wrong	Precinct Ballots Cast	Absentee Ballots Cast	Total Ballots Cast	Registered Voters	Turnout Percentage
Wixom, Precinct 1	416	416	23	0	30	0	0	271	720	991	2,710	36.57%
Wixom, Precinct 2	344	344	11	0	13	0	0	259	545	804	2,199	36.56%
Wixom, Precinct 3	401	401	11	0	29	0	0	213	401	614	3,301	18.60%
Wixom, Precinct 4	449	449	19	0	30	0	0	304	682	986	2,748	35.88%
Totals	62,373	62,373	3,212	11	4,780	98	0	43,072	92,787	135,859	368,828	36.84%

Canvass Results

Canvassed Results

Run Time 7:33 AM
Run Date 08/19/2020

Oakland County, Michigan

Primary Election, Tuesday, August 4, 2020

8/4/2020

Page 152

Official Results

Registered Voters

370035 of 995114 = 37.19%

Precincts Reporting

506 of 506 = 100.00%

Representative in Congress 11th District - Republican Party - Vote for not more than 1

Precinct	Frank Acosta	Kerry Bentivolio	Eric S. Eschaki	Carmelita Greco	Whitney Williams	Eric William Sandberg (W)	Cast Votes	Undervotes	Overvotes	Invalid Votes	Rejected write-in votes	Unresolved write-in votes	Precinct Ballots Cast	Absentee Ballots Cast
Commerce Township, Precinct 1	59	98	154	102	45	0	458	34	0	13	0	0	339	486
Commerce Township, Precinct 2	25	111	131	82	39	0	388	19	1	14	0	0	237	548
Commerce Township, Precinct 3	39	48	123	81	33	0	324	34	2	17	0	0	211	777
Commerce Township, Precinct 4	41	93	119	96	37	0	386	31	1	11	0	0	270	526
Commerce Township, Precinct 5	46	97	144	136	53	0	476	31	2	7	0	0	281	641
Commerce Township, Precinct 6	33	72	75	71	41	0	292	20	1	18	1	0	241	401
Commerce Township, Precinct 7	43	160	199	116	47	0	565	44	1	13	0	0	259	742
Commerce Township, Precinct 8	50	124	206	113	25	0	518	40	2	25	0	0	299	698
Commerce Township, Precinct 9	32	94	151	125	47	0	449	39	3	14	0	0	313	635
Commerce Township, Precinct 10	34	76	108	76	58	0	352	29	1	12	1	0	244	509
Commerce Township, Precinct 11	44	74	113	109	39	0	379	32	3	13	0	0	225	613
Commerce Township, Precinct 12	17	54	87	52	24	0	234	14	2	8	0	0	171	293

Canvass Results

Canvassed Results

Run Time 7:33 AM
Run Date 08/19/2020

Oakland County, Michigan

Primary Election, Tuesday, August 4, 2020

8/4/2020

Page 153

Official Results**Registered Voters**

370035 of 995114 = 37.19%

Precincts Reporting

506 of 506 = 100.00%

Representative in Congress 11th District - Republican Party - Vote for not more than 1

Precinct	Total Ballots Cast	Registered Voters	Turnout Percentage
Commerce Township, Precinct 1	825	2,289	36.04%
Commerce Township, Precinct 2	785	2,479	31.67%
Commerce Township, Precinct 3	988	2,558	38.62%
Commerce Township, Precinct 4	796	2,445	32.56%
Commerce Township, Precinct 5	922	2,633	35.02%
Commerce Township, Precinct 6	642	1,959	32.77%
Commerce Township, Precinct 7	1,001	2,359	42.43%
Commerce Township, Precinct 8	997	2,542	39.22%
Commerce Township, Precinct 9	948	2,772	34.20%
Commerce Township, Precinct 10	753	2,249	33.48%
Commerce Township, Precinct 11	838	2,537	33.03%
Commerce Township, Precinct 12	464	1,428	32.49%

Canvass Results

Canvassed Results

Run Time 7:33 AM
Run Date 08/19/2020

Oakland County, Michigan

Primary Election, Tuesday, August 4, 2020

8/4/2020

Page 154

Official Results

Registered Voters

370035 of 995114 = 37.19%

Precincts Reporting

506 of 506 = 100.00%

Representative in Congress 11th District - Republican Party - Vote for not more than 1

Precinct	Frank Acosta	Kerry Bentivolio	Eric S. Eshaki	Carmelita Greco	Whitney Williams	Eric William Sandberg (W)	Cast Votes	Undervotes	Overvotes	Invalid Votes	Rejected write-in votes	Unresolved write-in votes	Precinct Ballots Cast	Absentee Ballots Cast
Commerce Township, Precinct 13	22	65	138	83	27	0	335	33	2	29	0	0	276	545
Commerce Township, Precinct 14	17	43	40	65	20	0	185	10	0	5	1	0	195	180
Commerce Township, Precinct 15	37	78	137	78	32	0	362	41	4	9	0	0	278	419
Highland Township, Precinct 1	65	200	208	111	47	0	631	49	4	15	0	0	297	761
Highland Township, Precinct 2	46	174	96	98	45	0	459	46	2	18	0	0	271	498
Highland Township, Precinct 3	32	80	67	71	36	0	286	32	0	6	1	0	160	335
Highland Township, Precinct 4	53	156	131	107	63	0	510	56	2	17	1	0	287	673
Highland Township, Precinct 5	25	100	127	95	45	0	392	41	3	12	0	0	213	439
Highland Township, Precinct 6	53	148	150	130	59	0	540	66	5	22	0	0	306	588
Highland Township, Precinct 7	21	84	84	65	26	0	280	43	3	8	0	0	218	279
Highland Township, Precinct 8	28	89	129	76	38	0	360	33	2	10	0	0	173	490
Lyon Township, Precinct 1	60	114	110	143	52	0	479	62	2	22	0	0	312	696
Lyon Township, Precinct 2	12	26	31	23	12	0	104	13	1	9	0	0	60	181

Canvass Results

Canvassed Results

Run Time 7:33 AM
Run Date 08/19/2020

Oakland County, Michigan

Primary Election, Tuesday, August 4, 2020

8/4/2020

Page 155

Official Results

Registered Voters

370035 of 995114 = 37.19%

Precincts Reporting

506 of 506 = 100.00%

Representative in Congress 11th District - Republican Party - Vote for not more than 1

Precinct	Total Ballots Cast	Registered Voters	Turnout Percentage
Commerce Township, Precinct 13	821	2,500	32.84%
Commerce Township, Precinct 14	375	1,886	19.88%
Commerce Township, Precinct 15	697	1,975	35.29%
Highland Township, Precinct 1	1,058	2,850	37.12%
Highland Township, Precinct 2	769	2,274	33.82%
Highland Township, Precinct 3	495	1,745	28.37%
Highland Township, Precinct 4	960	2,411	39.82%
Highland Township, Precinct 5	652	1,422	45.85%
Highland Township, Precinct 6	894	2,096	42.65%
Highland Township, Precinct 7	497	1,446	34.37%
Highland Township, Precinct 8	663	1,595	41.57%
Lyon Township, Precinct 1	1,008	2,472	40.78%
Lyon Township, Precinct 2	241	518	46.53%

Canvass Results

Canvassed Results

Run Time 7:33 AM
Run Date 08/19/2020

Oakland County, Michigan

Primary Election, Tuesday, August 4, 2020

8/4/2020

Page 156

Official Results

Registered Voters

370035 of 995114 = 37.19%

Precincts Reporting

506 of 506 = 100.00%

Representative in Congress 11th District - Republican Party - Vote for not more than 1

Precinct	Frank Acosta	Kerry Bentivolio	Eric S. Eschaki	Carmelita Greco	Whitney Williams	Eric William Sandberg (W)	Cast Votes	Undervotes	Overvotes	Invalid Votes	Rejected write-in votes	Unresolved write-in votes	Precinct Ballots Cast	Absentee Ballots Cast
Lyon Township, Precinct 3	75	104	99	97	45	0	420	70	0	7	2	0	286	590
Lyon Township, Precinct 4	41	91	114	108	20	0	374	22	0	12	0	0	260	472
Lyon Township, Precinct 5	42	115	178	119	63	0	517	70	2	20	0	0	284	784
Lyon Township, Precinct 6	85	141	189	193	79	0	687	91	1	17	0	0	352	1,002
Lyon Township, Precinct 7	12	7	14	9	9	0	51	2	0	2	0	0	33	99
Lyon Township, Precinct 8	30	32	31	32	7	0	132	20	1	6	3	0	111	134
Lyon Township, Precinct 9	51	149	113	105	35	0	453	71	4	23	0	0	360	676
Milford Township, Precinct 1	44	139	138	130	44	0	495	54	2	9	0	0	278	587
Milford Township, Precinct 2	25	84	64	98	27	0	298	21	2	7	0	0	214	283
Milford Township, Precinct 3	36	119	120	144	45	0	464	35	1	17	0	0	257	576
Milford Township, Precinct 4	32	89	80	104	33	0	338	32	1	12	0	0	206	393
Milford Township, Precinct 5	25	100	97	89	33	0	344	39	1	7	0	0	193	452
Milford Township, Precinct 6	22	88	105	89	36	0	340	44	3	15	2	0	222	541
Milford Township, Precinct 7	32	91	107	105	50	0	385	49	2	23	1	0	268	616
Milford Township, Precinct 8	28	90	59	73	35	0	285	38	1	9	0	0	194	446
Novi Township, Precinct 1	11	9	6	5	2	0	33	2	0	2	0	0	76	0
Waterford Township, Precinct 1	16	57	37	52	6	0	168	12	1	9	1	0	107	246
Waterford Township, Precinct 2	66	168	159	116	50	0	559	53	0	29	0	0	353	819

Canvass Results

Canvassed Results

Run Time 7:33 AM
Run Date 08/19/2020

Oakland County, Michigan

Primary Election, Tuesday, August 4, 2020

8/4/2020

Page 157

Official Results**Registered Voters**

370035 of 995114 = 37.19%

Precincts Reporting

506 of 506 = 100.00%

Representative in Congress 11th District - Republican Party - Vote for not more than 1

Precinct	Total Ballots Cast	Registered Voters	Turnout Percentage
Lyon Township, Precinct 3	876	2,447	35.80%
Lyon Township, Precinct 4	732	1,884	38.85%
Lyon Township, Precinct 5	1,068	2,229	47.91%
Lyon Township, Precinct 6	1,354	3,075	44.03%
Lyon Township, Precinct 7	132	438	30.14%
Lyon Township, Precinct 8	245	485	50.52%
Lyon Township, Precinct 9	1,036	2,106	49.19%
Milford Township, Precinct 1	865	1,824	47.42%
Milford Township, Precinct 2	497	1,854	26.81%
Milford Township, Precinct 3	833	1,913	43.54%
Milford Township, Precinct 4	599	1,507	39.75%
Milford Township, Precinct 5	645	1,553	41.53%
Milford Township, Precinct 6	763	1,793	42.55%
Milford Township, Precinct 7	884	2,142	41.27%
Milford Township, Precinct 8	640	1,430	44.76%
Novi Township, Precinct 1	76	136	55.88%
Waterford Township, Precinct 1	353	933	37.83%
Waterford Township, Precinct 2	1,172	3,018	38.83%

Canvass Results

Canvassed Results

Run Time 7:33 AM
Run Date 08/19/2020

Oakland County, Michigan

Primary Election, Tuesday, August 4, 2020

8/4/2020

Page 158

Official Results

Registered Voters

370035 of 995114 = 37.19%

Precincts Reporting

506 of 506 = 100.00%

Representative in Congress 11th District - Republican Party - Vote for not more than 1

Precinct	Frank Acosta	Kerry Bentivolio	Eric S. Esshaki	Carmelita Greco	Whittney Williams	Eric William Sandberg (W)	Cast Votes	Undervotes	Overvotes	Invalid Votes	Rejected write-in votes	Unresolved write-in votes	Precinct Ballots Cast	Absentee Ballots Cast
Waterford Township, Precinct 3	65	109	103	88	67	0	432	44	1	20	0	0	383	617
Waterford Township, Precinct 4	92	120	122	109	73	0	516	40	4	26	2	0	349	655
Waterford Township, Precinct 5	105	142	132	136	45	0	560	52	7	24	0	0	391	858
Waterford Township, Precinct 6	54	148	109	85	61	0	457	66	1	25	2	0	298	750
Waterford Township, Precinct 7	69	74	91	115	54	0	403	28	2	32	0	0	323	596
Waterford Township, Precinct 8	62	92	110	117	58	0	439	41	3	27	0	0	296	654
Waterford Township, Precinct 9	79	112	122	114	80	0	507	62	2	25	0	0	326	808
Waterford Township, Precinct 10	46	86	92	69	31	0	324	37	4	25	0	0	217	467
Waterford Township, Precinct 11	41	88	86	88	48	0	351	38	1	17	1	0	280	571
Waterford Township, Precinct 12	75	107	128	109	42	0	461	50	5	26	0	0	317	763
Waterford Township, Precinct 13	56	94	78	124	53	0	405	35	1	39	0	0	369	647
Waterford Township, Precinct 14	38	94	56	51	40	0	279	26	1	28	0	0	245	520

Canvass Results

Canvassed Results

Run Time 7:33 AM
Run Date 08/19/2020

Oakland County, Michigan

Primary Election, Tuesday, August 4, 2020

8/4/2020

Page 159

Official Results**Registered Voters**

370035 of 995114 = 37.19%

Precincts Reporting

506 of 506 = 100.00%

Representative in Congress 11th District - Republican Party - Vote for not more than 1

Precinct	Total Ballots Cast	Registered Voters	Turnout Percentage
Waterford Township, Precinct 3	1,000	2,879	34.73%
Waterford Township, Precinct 4	1,004	2,698	37.21%
Waterford Township, Precinct 5	1,249	3,103	40.25%
Waterford Township, Precinct 6	1,048	2,841	36.89%
Waterford Township, Precinct 7	919	2,925	31.42%
Waterford Township, Precinct 8	950	2,735	34.73%
Waterford Township, Precinct 9	1,134	2,804	40.44%
Waterford Township, Precinct 10	684	1,599	42.78%
Waterford Township, Precinct 11	851	2,881	29.54%
Waterford Township, Precinct 12	1,080	2,920	36.99%
Waterford Township, Precinct 13	1,016	2,994	33.93%
Waterford Township, Precinct 14	765	2,882	26.54%

Canvass Results

Canvassed Results

Run Time 7:33 AM
Run Date 08/19/2020

Oakland County, Michigan

Primary Election, Tuesday, August 4, 2020

8/4/2020

Page 160

Official Results

Registered Voters

370035 of 995114 = 37.19%

Precincts Reporting

506 of 506 = 100.00%

Representative in Congress 11th District - Republican Party - Vote for not more than 1

Precinct	Frank Acosta	Kerry Bentivolio	Eric S. Eschaki	Carmelita Greco	Whitney Williams	Eric William Sandberg (W)	Cast Votes	Undervotes	Overvotes	Invalid Votes	Rejected write-in votes	Unresolved write-in votes	Precinct Ballots Cast	Absentee Ballots Cast
Waterford Township, Precinct 15	80	74	71	86	34	0	345	24	1	30	1	0	353	590
Waterford Township, Precinct 16	72	159	133	107	49	0	520	40	6	27	2	0	370	732
Waterford Township, Precinct 17	81	94	108	101	46	0	430	29	1	22	1	0	323	672
Waterford Township, Precinct 18	50	81	107	71	32	0	341	23	2	21	0	0	249	556
Waterford Township, Precinct 19	50	71	109	82	49	0	361	34	1	22	0	0	239	681
Waterford Township, Precinct 20	70	86	95	90	36	0	377	31	2	30	0	0	304	646
Waterford Township, Precinct 21	55	114	77	63	44	0	353	36	2	21	0	0	302	612
West Bloomfield Township, Precinct 2	24	54	126	53	29	0	286	17	1	20	0	0	219	581
West Bloomfield Township, Precinct 4	41	52	75	77	21	0	266	23	4	22	0	0	219	702
West Bloomfield Township, Precinct 5	42	56	102	62	36	0	298	15	0	11	0	0	261	595
West Bloomfield Township, Precinct 8	46	66	113	70	22	2	319	36	2	30	0	0	259	733
West Bloomfield Township, Precinct 14	39	72	79	72	22	0	284	21	2	14	0	0	233	429

Canvass Results

Canvassed Results

Run Time 7:33 AM
Run Date 08/19/2020

Oakland County, Michigan

Primary Election, Tuesday, August 4, 2020

8/4/2020

Page 161

Official Results**Registered Voters**

370035 of 995114 = 37.19%

Precincts Reporting

506 of 506 = 100.00%

Representative in Congress 11th District - Republican Party - Vote for not more than 1

Precinct	Total Ballots Cast	Registered Voters	Turnout Percentage
Waterford Township, Precinct 15	943	2,962	31.84%
Waterford Township, Precinct 16	1,102	3,140	35.10%
Waterford Township, Precinct 17	995	2,900	34.31%
Waterford Township, Precinct 18	805	2,368	33.99%
Waterford Township, Precinct 19	920	2,696	34.12%
Waterford Township, Precinct 20	950	3,065	31.00%
Waterford Township, Precinct 21	914	3,000	30.47%
West Bloomfield Township, Precinct 2	800	2,397	33.38%
West Bloomfield Township, Precinct 4	921	2,445	37.67%
West Bloomfield Township, Precinct 5	856	2,328	36.77%
West Bloomfield Township, Precinct 8	992	2,458	40.36%
West Bloomfield Township, Precinct 14	662	1,834	36.10%

Canvass Results

Canvassed Results

Run Time 7:33 AM
Run Date 08/19/2020

Oakland County, Michigan

Primary Election, Tuesday, August 4, 2020

8/4/2020

Page 162

Official Results

Registered Voters
370035 of 995114 = 37.19%

Precincts Reporting
506 of 506 = 100.00%

Representative in Congress 11th District - Republican Party - Vote for not more than 1

Precinct	Frank Acosta	Kerry Bentivoglio	Eric S. Eschaki	Carmelita Greco	Whitney Williams	Eric William Sandberg (W)	Cast Votes	Undervotes	Overvotes	Invalid Votes	Rejected write-in votes	Unresolved write-in votes	Precinct Ballots Cast	Absentee Ballots Cast
West Bloomfield Township, Precinct 25	49	60	116	84	26	0	335	18	0	12	1	0	235	669
White Lake Township, Precinct 1	65	112	120	147	50	0	494	51	5	23	0	0	373	587
White Lake Township, Precinct 2	66	108	174	117	65	0	530	50	0	24	0	0	363	555
White Lake Township, Precinct 3	29	67	112	52	25	0	285	25	3	12	0	0	184	373
White Lake Township, Precinct 4	21	63	73	50	29	0	236	21	0	8	0	0	143	272
White Lake Township, Precinct 5	49	131	148	116	40	0	484	50	3	17	0	0	353	633
White Lake Township, Precinct 6	60	135	151	152	46	0	544	39	4	21	1	0	374	610
White Lake Township, Precinct 7	51	119	137	126	60	0	493	35	0	12	0	0	261	567
White Lake Township, Precinct 8	68	102	89	102	53	0	414	36	3	19	1	0	326	450
White Lake Township, Precinct 9	42	96	88	84	31	0	341	32	2	21	2	0	274	438
White Lake Township, Precinct 10	39	83	124	108	34	0	388	39	0	14	0	0	279	448
White Lake Township, Precinct 11	51	137	144	120	62	0	514	52	1	26	2	0	302	587

Canvass Results

Canvassed Results

Run Time 7:33 AM
Run Date 08/19/2020

Oakland County, Michigan

Primary Election, Tuesday, August 4, 2020

8/4/2020

Page 163

Official Results

Registered Voters

370035 of 995114 = 37.19%

Precincts Reporting

506 of 506 = 100.00%

Representative in Congress 11th District - Republican Party - Vote for not more than 1

Precinct	Total Ballots Cast	Registered Voters	Turnout Percentage
West Bloomfield Township, Precinct 25	904	2,163	41.79%
White Lake Township, Precinct 1	960	2,397	40.05%
White Lake Township, Precinct 2	918	2,335	39.31%
White Lake Township, Precinct 3	557	1,403	39.70%
White Lake Township, Precinct 4	415	1,075	38.60%
White Lake Township, Precinct 5	986	2,275	43.34%
White Lake Township, Precinct 6	984	2,899	33.94%
White Lake Township, Precinct 7	828	1,826	45.35%
White Lake Township, Precinct 8	776	2,724	28.49%
White Lake Township, Precinct 9	712	2,133	33.38%
White Lake Township, Precinct 10	727	2,554	28.47%
White Lake Township, Precinct 11	889	2,408	36.92%

Canvass Results

Canvassed Results

Run Time 7:33 AM
Run Date 08/19/2020

Oakland County, Michigan

Primary Election, Tuesday, August 4, 2020

8/4/2020

Page 164

Official Results

Registered Voters

370035 of 995114 = 37.19%

Precincts Reporting

506 of 506 = 100.00%

Representative in Congress 11th District - Republican Party - Vote for not more than 1

Precinct	Frank Acosta	Kerry Bentivolio	Eric S. Esshaki	Carmelita Greco	Whitney Williams	Eric William Sandberg (W)	Cast Votes	Undervotes	Overvotes	Invalid Votes	Rejected write-in votes	Unresolved write-in votes	Precinct Ballots Cast	Absentee Ballots Cast
White Lake Township, Precinct 12	34	67	72	60	27	0	260	36	4	12	0	0	176	380
Auburn Hills, Precinct 1	37	19	34	60	16	0	166	3	1	4	1	0	167	186
Auburn Hills, Precinct 2	12	30	30	28	18	0	118	6	0	9	0	0	185	325
Auburn Hills, Precinct 3	30	14	54	55	29	0	182	11	2	9	2	0	230	323
Auburn Hills, Precinct 4	36	29	30	71	14	0	180	12	0	11	0	0	206	295
Auburn Hills, Precinct 5	38	27	46	44	33	0	188	8	0	11	1	0	181	337
Auburn Hills, Precinct 6	68	82	164	93	28	0	435	45	1	12	0	0	184	868
Auburn Hills, Precinct 7	15	30	41	32	24	0	142	4	0	8	0	0	236	388
Auburn Hills, Precinct 8	25	19	45	42	12	0	143	8	0	10	0	0	201	321
Auburn Hills, Precinct 9	28	27	34	26	14	0	129	9	1	11	0	0	123	291
Birmingham, Precinct 1	40	32	132	56	25	0	285	23	0	14	0	0	317	501
Birmingham, Precinct 2	36	41	148	35	11	0	271	19	0	13	0	0	333	492
Birmingham, Precinct 3	15	26	106	34	12	0	193	12	1	11	0	0	307	386
Birmingham, Precinct 4	30	32	154	41	19	0	276	19	3	12	0	0	321	519
Birmingham, Precinct 5	39	26	135	40	30	0	270	15	1	12	0	0	335	527
Birmingham, Precinct 6	38	26	110	49	31	0	254	24	1	26	1	0	283	623
Birmingham, Precinct 7	34	33	98	46	25	0	236	13	0	10	1	0	399	462
Birmingham, Precinct 8	25	27	134	43	16	0	245	12	0	12	1	0	328	437
Birmingham, Precinct 9	19	21	59	30	25	0	154	8	2	11	0	0	284	274

Canvass Results

Canvassed Results

Run Time 7:33 AM
Run Date 08/19/2020

Oakland County, Michigan

Primary Election, Tuesday, August 4, 2020

8/4/2020

Page 165

Official Results**Registered Voters**

370035 of 995114 = 37.19%

Precincts Reporting

506 of 506 = 100.00%

Representative in Congress 11th District - Republican Party - Vote for not more than 1

Precinct	Total Ballots Cast	Registered Voters	Turnout Percentage
White Lake Township, Precinct 12	556	1,411	39.40%
Auburn Hills, Precinct 1	353	1,263	27.95%
Auburn Hills, Precinct 2	510	1,493	34.16%
Auburn Hills, Precinct 3	553	2,069	26.73%
Auburn Hills, Precinct 4	501	1,874	26.73%
Auburn Hills, Precinct 5	518	1,357	38.17%
Auburn Hills, Precinct 6	1,052	2,258	46.59%
Auburn Hills, Precinct 7	624	2,009	31.06%
Auburn Hills, Precinct 8	522	1,794	29.10%
Auburn Hills, Precinct 9	414	1,438	28.79%
Birmingham, Precinct 1	818	2,058	39.75%
Birmingham, Precinct 2	825	2,022	40.80%
Birmingham, Precinct 3	693	1,802	38.46%
Birmingham, Precinct 4	840	2,036	41.26%
Birmingham, Precinct 5	862	2,025	42.57%
Birmingham, Precinct 6	906	2,347	38.60%
Birmingham, Precinct 7	861	2,397	35.92%
Birmingham, Precinct 8	765	2,019	37.89%
Birmingham, Precinct 9	558	1,586	35.18%

Canvass Results

Canvassed Results

Run Time 7:33 AM
Run Date 08/19/2020

Oakland County, Michigan

Primary Election, Tuesday, August 4, 2020

8/4/2020

Page 166

Official Results

Registered Voters

370035 of 995114 = 37.19%

Precincts Reporting

506 of 506 = 100.00%

Representative in Congress 11th District - Republican Party - Vote for not more than 1

Precinct	Frank Acosta	Kerry Bentivolio	Eric S. Eshaki	Carmelita Greco	Whitney Williams	Eric William Sandberg (W)	Cast Votes	Undervotes	Overvotes	Invalid Votes	Rejected write-in votes	Unresolved write-in votes	Precinct Ballots Cast	Absentee Ballots Cast
Bloomfield Hills, Precinct 1	63	48	161	94	39	0	405	44	3	18	0	0	287	683
Bloomfield Hills, Precinct 2	34	42	138	53	26	0	293	29	3	19	0	0	174	504
Clawson, Precinct 2	34	28	78	26	25	0	191	14	1	12	1	0	190	446
Clawson, Precinct 3	25	34	102	38	11	0	210	14	0	13	0	0	212	433
Clawson, Precinct 4	14	23	70	34	25	0	166	10	0	13	0	0	198	334
Clawson, Precinct 5	38	43	100	63	32	0	276	18	2	20	0	0	277	536
Farmington, Precinct 1	22	32	34	44	10	0	142	8	1	2	1	0	200	274
Farmington, Precinct 2	35	49	34	36	21	0	175	16	0	7	0	0	259	361
Farmington, Precinct 3	14	49	57	16	19	0	155	9	0	10	0	0	242	298
Farmington, Precinct 4	16	24	39	26	21	0	126	10	0	9	0	0	231	333
Farmington, Precinct 5	22	28	36	47	18	0	151	17	1	4	0	0	203	293
Farmington, Precinct 6	22	55	49	38	22	0	186	7	2	3	0	0	201	328
Lake Angelus, Precinct 1	7	19	31	27	4	0	88	10	0	4	0	0	148	0
Northville, Precinct 2	37	124	154	90	68	0	473	29	3	20	0	0	289	888
Novi, Precinct 1	42	66	147	73	33	0	361	12	0	5	0	0	212	636
Novi, Precinct 2	54	73	135	78	24	0	364	20	0	14	0	0	277	695
Novi, Precinct 3	33	45	58	52	31	0	219	19	2	9	0	0	175	491
Novi, Precinct 4	41	66	77	46	21	0	251	16	2	6	1	0	232	584
Novi, Precinct 5	34	42	57	38	28	0	199	16	2	13	0	0	177	351
Novi, Precinct 6	42	47	60	48	27	0	224	20	5	19	1	0	150	604

Canvass Results

Canvassed Results

Run Time 7:33 AM
Run Date 08/19/2020

Oakland County, Michigan

Primary Election, Tuesday, August 4, 2020

8/4/2020

Page 167

Official Results

Registered Voters

370035 of 995114 = 37.19%

Precincts Reporting

506 of 506 = 100.00%

Representative in Congress 11th District - Republican Party - Vote for not more than 1

Precinct	Total Ballots Cast	Registered Voters	Turnout Percentage
Bloomfield Hills, Precinct 1	970	2,139	45.35%
Bloomfield Hills, Precinct 2	678	1,715	39.53%
Clawson, Precinct 2	636	1,697	37.48%
Clawson, Precinct 3	645	1,663	38.79%
Clawson, Precinct 4	532	1,583	33.61%
Clawson, Precinct 5	813	2,070	39.28%
Farmington, Precinct 1	474	1,033	45.89%
Farmington, Precinct 2	620	1,539	40.29%
Farmington, Precinct 3	540	1,455	37.11%
Farmington, Precinct 4	564	1,359	41.50%
Farmington, Precinct 5	496	1,076	46.10%
Farmington, Precinct 6	529	1,188	44.53%
Lake Angelus, Precinct 1	148	250	59.20%
Northville, Precinct 2	1,177	2,675	44.00%
Novi, Precinct 1	848	1,925	44.05%
Novi, Precinct 2	972	2,438	39.87%
Novi, Precinct 3	666	1,810	36.80%
Novi, Precinct 4	816	1,994	40.92%
Novi, Precinct 5	528	1,731	30.50%
Novi, Precinct 6	754	2,022	37.29%

Canvass Results

Canvassed Results

Run Time 7:33 AM
Run Date 08/19/2020

Oakland County, Michigan

Primary Election, Tuesday, August 4, 2020

8/4/2020

Page 168

Official Results

Registered Voters

370035 of 995114 = 37.19%

Precincts Reporting

506 of 506 = 100.00%

Representative in Congress 11th District - Republican Party - Vote for not more than 1

Precinct	Frank Acosta	Kerry Bentivolio	Eric S. Eshaki	Carmelita Greco	Whitney Williams	Eric William Sandberg (W)	Cast Votes	Undervotes	Overvotes	Invalid Votes	Rejected write-in votes	Unresolved write-in votes	Precinct Ballots Cast	Absentee Ballots Cast
Novi, Precinct 7	19	44	47	44	18	0	172	14	2	16	0	0	174	455
Novi, Precinct 8	37	55	69	40	35	0	236	11	0	15	1	0	182	481
Novi, Precinct 9	46	50	68	78	22	0	264	24	3	13	0	0	141	625
Novi, Precinct 10	41	90	116	68	32	0	347	29	2	13	0	0	115	663
Novi, Precinct 11	22	26	36	28	11	0	123	6	0	17	0	0	166	320
Novi, Precinct 12	14	17	18	25	18	0	92	2	0	9	0	0	211	273
Novi, Precinct 13	44	29	49	53	49	0	224	6	1	10	0	0	160	484
Novi, Precinct 14	12	13	30	19	23	0	97	7	0	4	1	0	80	259
Novi, Precinct 15	18	59	55	41	45	0	218	8	0	11	0	0	182	419
Novi, Precinct 16	35	53	111	72	39	0	310	18	2	8	0	0	159	606
Novi, Precinct 17	30	76	76	63	24	0	269	14	0	17	0	0	151	494
Novi, Precinct 18	38	84	101	65	39	0	327	26	1	9	0	0	237	529
Novi, Precinct 19	45	68	99	60	40	0	312	25	0	15	0	0	154	636
Novi, Precinct 20	23	41	59	31	12	0	166	15	1	5	0	0	101	309
Novi, Precinct 21	45	33	86	48	29	0	241	24	0	8	0	0	157	538
Novi, Precinct 22	17	29	10	36	15	0	107	5	0	11	0	0	166	271
Novi, Precinct 23	25	52	65	55	34	0	231	15	1	11	0	0	139	433
Novi, Precinct 24	46	58	104	45	28	0	281	12	2	14	2	0	155	508
Novi, Precinct 25	20	46	41	40	20	0	167	1	0	3	0	0	85	239
Rochester Hills, Precinct 3	34	53	53	50	30	0	220	16	0	12	0	0	196	317

Canvass Results

Canvassed Results

Run Time 7:33 AM
Run Date 08/19/2020

Oakland County, Michigan

Primary Election, Tuesday, August 4, 2020

8/4/2020

Page 169

Official Results

Registered Voters

370035 of 995114 = 37.19%

Precincts Reporting

506 of 506 = 100.00%

Representative in Congress 11th District - Republican Party - Vote for not more than 1

Precinct	Total Ballots Cast	Registered Voters	Turnout Percentage
Novi, Precinct 7	629	1,909	32.95%
Novi, Precinct 8	663	1,874	35.38%
Novi, Precinct 9	766	1,663	46.06%
Novi, Precinct 10	778	1,265	61.50%
Novi, Precinct 11	486	2,050	23.71%
Novi, Precinct 12	484	2,087	23.19%
Novi, Precinct 13	644	1,927	33.42%
Novi, Precinct 14	339	1,108	30.60%
Novi, Precinct 15	601	1,543	38.95%
Novi, Precinct 16	765	1,785	42.86%
Novi, Precinct 17	645	1,584	40.72%
Novi, Precinct 18	766	1,908	40.15%
Novi, Precinct 19	790	1,942	40.68%
Novi, Precinct 20	410	1,171	35.01%
Novi, Precinct 21	695	1,703	40.81%
Novi, Precinct 22	437	1,759	24.84%
Novi, Precinct 23	572	1,535	37.26%
Novi, Precinct 24	663	1,803	36.77%
Novi, Precinct 25	324	1,060	30.57%
Rochester Hills, Precinct 3	513	1,454	35.28%

Canvass Results

Canvassed Results

Run Time 7:33 AM
Run Date 08/19/2020

Oakland County, Michigan

Primary Election, Tuesday, August 4, 2020

8/4/2020

Page 170

Official Results

Registered Voters
370035 of 995114 = 37.19%

Precincts Reporting
506 of 506 = 100.00%

Representative in Congress 11th District - Republican Party - Vote for not more than 1

Precinct	Frank Acosta	Kerry Bentivolio	Eric S. Eshaki	Carmelita Greco	Whitney Williams	Eric William Sandberg (W)	Cast Votes	Undervotes	Overvotes	Invalid Votes	Rejected write-in votes	Unresolved write-in votes	Precinct Ballots Cast	Absentee Ballots Cast
Rochester Hills, Precinct 6	61	59	97	93	57	0	367	38	0	24	1	0	228	747
Rochester Hills, Precinct 13	51	38	81	65	34	0	269	21	1	14	2	0	176	401
South Lyon, Precinct 1	104	124	122	162	78	0	590	73	5	38	1	0	485	920
South Lyon, Precinct 2	26	114	85	91	47	0	363	37	0	22	0	0	421	429
South Lyon, Precinct 3	50	113	163	99	38	0	463	51	3	21	1	0	477	566
South Lyon, Precinct 4	35	50	50	76	28	0	239	22	1	9	0	0	333	231
Troy, Precinct 1	23	33	59	59	21	0	195	10	1	10	0	0	169	334
Troy, Precinct 2	54	49	198	61	48	0	410	17	3	28	1	0	243	713
Troy, Precinct 3	22	47	170	44	22	0	305	10	0	24	1	0	195	577
Troy, Precinct 4	35	36	232	84	49	0	436	27	2	27	1	0	272	953
Troy, Precinct 5	29	20	138	77	30	0	294	14	2	13	0	0	147	489
Troy, Precinct 6	15	11	36	32	10	0	104	4	0	2	0	0	67	167
Troy, Precinct 7	31	37	146	26	22	0	262	14	0	5	1	0	156	506
Troy, Precinct 8	17	46	104	54	34	0	255	15	1	6	0	0	222	509
Troy, Precinct 9	40	41	180	92	56	0	409	24	1	17	0	0	245	714
Troy, Precinct 10	51	58	124	96	32	0	361	9	1	18	1	0	213	667
Troy, Precinct 11	40	44	151	83	53	0	371	19	3	17	1	0	221	683
Troy, Precinct 12	37	39	127	37	30	0	270	12	0	16	0	0	134	496
Troy, Precinct 13	35	89	182	84	45	0	435	21	1	21	0	0	330	816
Troy, Precinct 14	34	40	167	58	26	0	325	21	0	24	0	0	218	573

Canvass Results

Canvassed Results

Run Time 7:33 AM
Run Date 08/19/2020

Oakland County, Michigan

Primary Election, Tuesday, August 4, 2020

8/4/2020

Page 171

Official Results**Registered Voters**

370035 of 995114 = 37.19%

Precincts Reporting

506 of 506 = 100.00%

Representative in Congress 11th District - Republican Party - Vote for not more than 1

Precinct	Total Ballots Cast	Registered Voters	Turnout Percentage
Rochester Hills, Precinct 6	975	2,565	38.01%
Rochester Hills, Precinct 13	577	1,597	36.13%
South Lyon, Precinct 1	1,405	3,210	43.77%
South Lyon, Precinct 2	850	2,255	37.69%
South Lyon, Precinct 3	1,043	2,262	46.11%
South Lyon, Precinct 4	564	1,694	33.29%
Troy, Precinct 1	503	1,423	35.35%
Troy, Precinct 2	956	2,371	40.32%
Troy, Precinct 3	772	2,133	36.19%
Troy, Precinct 4	1,225	2,930	41.81%
Troy, Precinct 5	636	1,509	42.15%
Troy, Precinct 6	234	527	44.40%
Troy, Precinct 7	662	1,763	37.55%
Troy, Precinct 8	731	1,889	38.70%
Troy, Precinct 9	959	2,352	40.77%
Troy, Precinct 10	880	2,129	41.33%
Troy, Precinct 11	904	1,918	47.13%
Troy, Precinct 12	630	1,487	42.37%
Troy, Precinct 13	1,146	2,887	39.70%
Troy, Precinct 14	791	2,171	36.43%

Canvass Results

Canvassed Results

Run Time 7:33 AM
Run Date 08/19/2020

Oakland County, Michigan

Primary Election, Tuesday, August 4, 2020

8/4/2020

Page 172

Official Results

Registered Voters
370035 of 995114 = 37.19%

Precincts Reporting
506 of 506 = 100.00%

Representative in Congress 11th District - Republican Party - Vote for not more than 1

Precinct	Frank Acosta	Kerry Bentivolio	Eric S. Eschaki	Carmelita Greco	Whitney Williams	Eric William Sandberg (W)	Cast Votes	Undervotes	Overvotes	Invalid Votes	Rejected write-in votes	Unresolved write-in votes	Precinct Ballots Cast	Absentee Ballots Cast
Troy, Precinct 15	36	54	117	69	35	0	311	8	0	9	0	0	250	588
Troy, Precinct 16	37	26	96	47	31	0	237	13	4	11	0	0	206	459
Troy, Precinct 17	52	37	185	52	32	0	358	16	0	25	0	0	178	723
Troy, Precinct 18	19	51	123	55	16	0	264	18	2	10	0	0	171	471
Troy, Precinct 19	19	22	184	53	21	0	299	15	1	9	0	0	169	589
Troy, Precinct 20	48	54	166	84	45	0	397	23	0	18	0	0	221	698
Troy, Precinct 21	19	39	65	41	43	0	207	13	1	13	0	0	198	372
Troy, Precinct 22	47	70	138	73	41	0	369	23	2	25	0	0	277	763
Troy, Precinct 23	52	77	115	78	37	0	359	19	2	19	0	0	242	775
Troy, Precinct 24	40	56	130	61	45	0	332	15	4	23	0	0	227	593
Troy, Precinct 25	48	44	79	90	41	0	302	11	2	23	0	0	220	589
Troy, Precinct 26	35	40	59	41	38	0	213	9	2	18	0	0	200	425
Troy, Precinct 27	29	15	39	40	16	0	139	3	1	12	1	0	162	375
Troy, Precinct 28	17	27	46	24	14	0	128	11	0	10	0	0	117	371
Troy, Precinct 29	32	41	202	61	27	0	363	20	1	19	0	0	242	760
Troy, Precinct 30	10	5	21	27	7	0	70	2	0	5	0	0	55	164
Troy, Precinct 31	18	21	53	33	23	0	148	13	1	7	0	0	109	275
Walled Lake, Precinct 1	34	49	47	41	23	0	194	10	0	12	1	0	254	217
Walled Lake, Precinct 2	32	61	71	77	32	1	274	9	1	26	0	0	331	332
Walled Lake, Precinct 3	13	44	55	59	25	0	196	3	1	15	1	0	221	250

Canvass Results

Canvassed Results

Run Time 7:33 AM
Run Date 08/19/2020

Oakland County, Michigan

Primary Election, Tuesday, August 4, 2020

8/4/2020

Page 173

Official Results

Registered Voters

370035 of 995114 = 37.19%

Precincts Reporting

506 of 506 = 100.00%

Representative in Congress 11th District - Republican Party - Vote for not more than 1

Precinct	Total Ballots Cast	Registered Voters	Turnout Percentage
Troy, Precinct 15	838	2,009	41.71%
Troy, Precinct 16	665	1,720	38.66%
Troy, Precinct 17	901	2,265	39.78%
Troy, Precinct 18	642	1,593	40.30%
Troy, Precinct 19	758	1,533	49.45%
Troy, Precinct 20	919	2,292	40.10%
Troy, Precinct 21	570	1,640	34.76%
Troy, Precinct 22	1,040	2,782	37.38%
Troy, Precinct 23	1,017	2,806	36.24%
Troy, Precinct 24	820	2,410	34.02%
Troy, Precinct 25	809	2,721	29.73%
Troy, Precinct 26	625	2,560	24.41%
Troy, Precinct 27	537	1,942	27.65%
Troy, Precinct 28	488	1,940	25.15%
Troy, Precinct 29	1,002	2,546	39.36%
Troy, Precinct 30	219	586	37.37%
Troy, Precinct 31	384	865	44.39%
Walled Lake, Precinct 1	471	2,031	23.19%
Walled Lake, Precinct 2	663	2,053	32.29%
Walled Lake, Precinct 3	471	1,501	31.38%

Canvass Results

Canvassed Results

Run Time 7:33 AM
Run Date 08/19/2020

Oakland County, Michigan

Primary Election, Tuesday, August 4, 2020

8/4/2020

Page 174

Official Results

Registered Voters
370035 of 995114 = 37.19%

Precincts Reporting
506 of 506 = 100.00%

Representative in Congress 11th District - Republican Party - Vote for not more than 1

Precinct	Frank Acosta	Kerry Bentivoglio	Eric S. Eschaki	Carmelita Greco	Whitney Williams	Eric William Sandberg (W)	Cast Votes	Undervotes	Overvotes	Invalid Votes	Rejected write-in votes	Unresolved write-in votes	Precinct Ballots Cast	Absentee Ballots Cast
Wixom, Precinct 1	39	84	151	145	53	0	472	28	3	24	1	0	271	720
Wixom, Precinct 2	32	63	164	73	58	0	390	20	7	12	0	0	259	545
Wixom, Precinct 3	21	33	22	63	16	0	155	8	0	23	0	0	213	401
Wixom, Precinct 4	40	86	173	111	37	2	449	17	2	25	1	0	304	682
Totals	7,027	12,297	18,317	13,153	6,195	5	56,994	4,602	269	2,774	61	0	43,072	92,787

Canvass Results

Canvassed Results

Run Time 7:33 AM
Run Date 08/19/2020

Oakland County, Michigan

Primary Election, Tuesday, August 4, 2020

8/4/2020

Page 175

Official Results**Registered Voters**

370035 of 995114 = 37.19%

Precincts Reporting

506 of 506 = 100.00%

Representative in Congress 11th District - Republican Party - Vote for not more than 1

Precinct	Total Ballots Cast	Registered Voters	Turnout Percentage
Wixom, Precinct 1	991	2,710	36.57%
Wixom, Precinct 2	804	2,199	36.56%
Wixom, Precinct 3	614	3,301	18.60%
Wixom, Precinct 4	986	2,748	35.88%
Totals	135,859	368,828	36.84%

Canvass Results

Canvassed Results

Run Time 7:33 AM
Run Date 08/19/2020

Oakland County, Michigan

Primary Election, Tuesday, August 4, 2020

8/4/2020

Page 56

Official Results

Registered Voters

370035 of 995114 = 37.19%

Precincts Reporting

506 of 506 = 100.00%

Representative in Congress 14th District - Democratic Party - Vote for not more than 1

Precinct	Brenda Lawrence	Terrance Morrison	Cast Votes	Undervotes	Overvotes	Invalid Votes	Rejected write-in votes	Unresolved write-in votes	Precinct Ballots Cast	Absentee Ballots Cast	Total Ballots Cast	Registered Voters	Turnout Percentage
Royal Oak Township, Precinct 1	310	8	318	13	1	55	1	0	223	172	395	1,458	27.09%
Royal Oak Township, Precinct 2	313	17	330	6	0	47	1	0	246	142	388	1,125	34.49%
West Bloomfield Township, Precinct 1	647	37	684	30	2	33	1	0	220	777	997	2,312	43.12%
West Bloomfield Township, Precinct 3	231	22	253	16	1	13	0	0	153	302	455	1,101	41.33%
West Bloomfield Township, Precinct 6	445	31	476	25	0	17	0	0	179	502	681	2,029	33.56%
West Bloomfield Township, Precinct 7	452	35	487	17	1	22	1	0	136	536	672	1,635	41.10%
West Bloomfield Township, Precinct 9	519	47	566	30	1	32	0	0	214	580	794	1,829	43.41%
West Bloomfield Township, Precinct 10	646	70	716	39	2	23	0	0	175	904	1,079	2,570	41.98%
West Bloomfield Township, Precinct 11	595	26	621	25	1	33	0	0	193	649	842	2,251	37.41%
West Bloomfield Township, Precinct 12	693	46	739	38	1	40	0	0	176	850	1,026	2,519	40.73%
West Bloomfield Township, Precinct 13	652	37	689	46	0	36	1	0	218	816	1,034	2,094	49.38%
West Bloomfield Township, Precinct 15	775	74	849	25	1	33	0	0	234	965	1,199	2,783	43.08%

Canvass Results

Canvassed Results

Run Time 7:33 AM
Run Date 08/19/2020

Oakland County, Michigan

Primary Election, Tuesday, August 4, 2020

8/4/2020

Page 57

Official Results

Registered Voters

370035 of 995114 = 37.19%

Precincts Reporting

506 of 506 = 100.00%

Representative in Congress 14th District - Democratic Party - Vote for not more than 1

Precinct	Brenda Lawrence	Terrance Morrison	Cast Votes	Undervotes	Overvotes	Invalid Votes	Rejected write-in votes	Unresolved write-in votes	Precinct Ballots Cast	Absentee Ballots Cast	Total Ballots Cast	Registered Voters	Turnout Percentage
West Bloomfield Township, Precinct 16	611	39	650	43	1	35	2	0	240	919	1,159	2,479	46.75%
West Bloomfield Township, Precinct 17	650	36	686	57	1	34	0	0	208	841	1,049	2,303	45.55%
West Bloomfield Township, Precinct 18	404	43	447	25	4	32	0	0	182	598	780	1,828	42.67%
West Bloomfield Township, Precinct 19	694	58	752	25	1	28	0	0	194	800	994	2,016	49.31%
West Bloomfield Township, Precinct 20	355	17	372	26	1	15	0	0	148	429	577	1,473	39.17%
West Bloomfield Township, Precinct 21	403	30	433	17	0	21	1	0	151	445	596	1,908	31.24%
West Bloomfield Township, Precinct 22	685	43	728	11	3	56	0	0	162	893	1,055	2,668	39.54%
West Bloomfield Township, Precinct 23	627	56	683	29	1	44	0	0	203	815	1,018	2,818	36.12%
West Bloomfield Township, Precinct 24	366	17	383	11	4	24	0	0	173	447	620	1,944	31.89%
Farmington Hills, Precinct 1	656	45	701	18	0	43	0	0	159	801	960	2,254	42.59%
Farmington Hills, Precinct 2	766	42	808	15	1	39	2	0	307	788	1,095	2,473	44.28%
Farmington Hills, Precinct 3	856	55	911	42	1	28	1	0	264	1,001	1,265	2,618	48.32%
Farmington Hills, Precinct 4	713	33	746	22	1	35	1	0	210	901	1,111	2,476	44.87%
Farmington Hills, Precinct 5	418	40	458	13	0	26	0	0	159	548	707	2,169	32.60%

Canvass Results

Canvassed Results

Run Time 7:33 AM
Run Date 08/19/2020

Oakland County, Michigan

Primary Election, Tuesday, August 4, 2020

8/4/2020

Page 58

Official Results

Registered Voters
370035 of 995114 = 37.19%

Precincts Reporting
506 of 506 = 100.00%

Representative in Congress 14th District - Democratic Party - Vote for not more than 1

Precinct	Brenda Lawrence	Terrance Morrison	Cast Votes	Undervotes	Overvotes	Invalid Votes	Rejected write-in votes	Unresolved write-in votes	Precinct Ballots Cast	Absentee Ballots Cast	Total Ballots Cast	Registered Voters	Turnout Percentage
Farmington Hills, Precinct 6	262	15	277	5	0	13	0	0	117	245	362	1,407	25.73%
Farmington Hills, Precinct 7	622	40	662	14	1	22	0	0	217	816	1,033	2,399	43.06%
Farmington Hills, Precinct 8	584	45	629	19	0	10	0	0	209	690	899	2,079	43.24%
Farmington Hills, Precinct 9	716	50	766	26	1	30	1	0	252	889	1,141	2,757	41.39%
Farmington Hills, Precinct 10	813	52	865	23	1	34	0	0	296	925	1,221	3,053	39.99%
Farmington Hills, Precinct 11	583	50	633	12	1	29	0	0	224	663	887	2,459	36.07%
Farmington Hills, Precinct 12	696	40	736	23	1	26	0	0	261	735	996	2,127	46.83%
Farmington Hills, Precinct 13	521	73	594	20	1	17	1	0	257	620	877	1,945	45.09%
Farmington Hills, Precinct 14	573	53	626	27	0	17	0	0	293	762	1,055	2,407	43.83%
Farmington Hills, Precinct 15	309	15	324	15	0	12	0	0	140	395	535	1,317	40.62%
Farmington Hills, Precinct 16	670	51	721	29	0	24	0	0	251	912	1,163	2,872	40.49%
Farmington Hills, Precinct 17	443	29	472	7	1	18	0	0	175	395	570	2,348	24.28%
Farmington Hills, Precinct 18	401	25	426	23	0	10	2	0	178	511	689	1,644	41.91%
Farmington Hills, Precinct 19	656	49	705	23	1	19	1	0	298	683	981	2,241	43.78%
Farmington Hills, Precinct 20	767	58	825	19	0	28	3	0	289	848	1,137	2,905	39.14%
Farmington Hills, Precinct 21	524	62	586	20	0	31	1	0	245	668	913	2,791	32.71%
Farmington Hills, Precinct 22	361	34	395	8	0	33	2	0	176	510	686	1,937	35.42%
Farmington Hills, Precinct 23	406	54	460	8	0	23	0	0	154	604	758	1,972	38.44%
Farmington Hills, Precinct 24	646	42	688	28	1	28	1	0	218	955	1,173	2,882	40.70%
Farmington Hills, Precinct 25	702	58	760	23	0	26	0	0	204	891	1,095	2,841	38.54%

Canvass Results

Canvassed Results

Run Time 7:33 AM
Run Date 08/19/2020

Oakland County, Michigan

Primary Election, Tuesday, August 4, 2020

8/4/2020

Page 59

Official Results

Registered Voters
370035 of 995114 = 37.19%

Precincts Reporting
506 of 506 = 100.00%

Representative in Congress 14th District - Democratic Party - Vote for not more than 1

Precinct	Brenda Lawrence	Terrance Morrison	Cast Votes	Undervotes	Overvotes	Invalid Votes	Rejected write-in votes	Unresolved write-in votes	Precinct Ballots Cast	Absentee Ballots Cast	Total Ballots Cast	Registered Voters	Turnout Percentage
Farmington Hills, Precinct 26	494	49	543	24	1	34	0	0	272	599	871	2,730	31.90%
Farmington Hills, Precinct 27	426	40	466	15	0	22	0	0	227	478	705	2,744	25.69%
Keego Harbor, Precinct 1	288	26	314	14	0	23	0	0	578	0	578	2,185	26.45%
Lathrup Village, Precinct 1	865	40	905	7	1	33	0	0	290	769	1,059	1,927	54.96%
Lathrup Village, Precinct 2	898	26	924	17	0	13	0	0	324	700	1,024	1,902	53.84%
Oak Park, Precinct 1	214	17	231	9	0	10	0	0	145	148	293	1,316	22.26%
Oak Park, Precinct 2	368	51	419	45	0	25	1	0	232	390	622	1,672	37.20%
Oak Park, Precinct 3	475	37	512	21	0	22	0	0	274	460	734	1,814	40.46%
Oak Park, Precinct 4	263	13	276	27	0	29	0	0	135	271	406	1,449	28.02%
Oak Park, Precinct 5	318	15	333	5	0	20	0	0	198	180	378	1,163	32.50%
Oak Park, Precinct 6	474	18	492	21	1	17	1	0	267	329	596	1,611	37.00%
Oak Park, Precinct 7	496	26	522	11	2	32	1	0	281	313	594	1,667	35.63%
Oak Park, Precinct 8	567	26	593	10	0	29	1	0	267	385	652	1,701	38.33%
Oak Park, Precinct 9	537	22	559	6	0	28	3	0	246	369	615	1,638	37.55%
Oak Park, Precinct 10	612	35	647	6	1	23	2	0	303	404	707	1,848	38.26%
Oak Park, Precinct 11	256	15	271	6	0	26	0	0	161	182	343	1,585	21.64%
Oak Park, Precinct 12	588	20	608	10	1	22	1	0	312	364	676	1,782	37.93%
Oak Park, Precinct 13	596	30	626	11	1	23	0	0	294	389	683	1,762	38.76%
Oak Park, Precinct 14	475	36	511	15	0	15	0	0	280	335	615	1,364	45.09%
Oak Park, Precinct 15	442	33	475	11	0	19	3	0	250	310	560	1,380	40.58%

Canvass Results

Canvassed Results

Run Time 7:33 AM
Run Date 08/19/2020

Oakland County, Michigan

Primary Election, Tuesday, August 4, 2020

8/4/2020

Page 60

Official Results

Registered Voters

370035 of 995114 = 37.19%

Precincts Reporting

506 of 506 = 100.00%

Representative in Congress 14th District - Democratic Party - Vote for not more than 1

Precinct	Brenda Lawrence	Terrance Morrison	Cast Votes	Undervotes	Overvotes	Invalid Votes	Rejected write-in votes	Unresolved write-in votes	Precinct Ballots Cast	Absentee Ballots Cast	Total Ballots Cast	Registered Voters	Turnout Percentage
Oak Park, Precinct 16	443	38	481	24	0	19	0	0	307	327	634	1,619	39.16%
Orchard Lake, Precinct 1	283	28	311	16	0	35	0	0	734	0	734	2,026	36.23%
Pontiac, Precinct 1	614	40	654	8	0	32	0	0	316	389	705	2,835	24.87%
Pontiac, Precinct 2	265	23	288	10	0	34	0	0	163	202	365	2,287	15.96%
Pontiac, Precinct 3	537	29	566	6	2	25	0	0	333	319	652	2,034	32.06%
Pontiac, Precinct 4	347	31	378	10	0	16	0	0	230	265	495	1,839	26.92%
Pontiac, Precinct 5	358	24	382	7	0	19	0	0	245	226	471	1,949	24.17%
Pontiac, Precinct 6	407	44	451	7	0	27	0	0	324	220	544	2,254	24.13%
Pontiac, Precinct 7	75	3	78	0	0	9	1	0	54	55	109	1,371	7.95%
Pontiac, Precinct 8	212	28	240	6	0	19	0	0	176	185	361	2,375	15.20%
Pontiac, Precinct 9	159	19	178	4	1	13	0	0	107	113	220	1,714	12.84%
Pontiac, Precinct 10	53	5	58	3	0	6	0	0	43	42	85	589	14.43%
Pontiac, Precinct 11	379	35	414	18	1	47	0	0	306	317	623	3,079	20.23%
Pontiac, Precinct 12	255	26	281	8	0	30	0	0	247	172	419	2,377	17.63%
Pontiac, Precinct 13	349	23	372	9	0	29	0	0	288	218	506	2,145	23.59%
Pontiac, Precinct 14	246	18	264	4	0	19	0	0	159	157	316	1,987	15.90%
Pontiac, Precinct 15	493	39	532	7	1	18	2	0	335	263	598	2,542	23.52%
Pontiac, Precinct 16	459	23	482	9	0	23	3	0	260	294	554	2,531	21.89%
Pontiac, Precinct 17	204	19	223	3	0	18	0	0	159	141	300	2,366	12.68%
Pontiac, Precinct 18	125	15	140	2	0	15	0	0	104	78	182	1,982	9.18%

Canvass Results

Canvassed Results

Run Time 7:33 AM
Run Date 08/19/2020

Oakland County, Michigan

Primary Election, Tuesday, August 4, 2020

8/4/2020

Page 61

Official Results

Registered Voters

370035 of 995114 = 37.19%

Precincts Reporting

506 of 506 = 100.00%

Representative in Congress 14th District - Democratic Party - Vote for not more than 1

Precinct	Brenda Lawrence	Terrance Morrison	Cast Votes	Undervotes	Overvotes	Invalid Votes	Rejected write-in votes	Unresolved write-in votes	Precinct Ballots Cast	Absentee Ballots Cast	Total Ballots Cast	Registered Voters	Turnout Percentage
Pontiac, Precinct 19	374	18	392	5	0	22	2	0	223	211	434	2,788	15.57%
Pontiac, Precinct 20	435	28	463	11	0	34	0	0	260	280	540	2,209	24.45%
Pontiac, Precinct 21	436	21	457	9	1	24	0	0	242	275	517	2,808	18.41%
Southfield, Precinct 1	692	27	719	10	3	33	0	0	206	593	799	1,698	47.06%
Southfield, Precinct 2	807	22	829	11	0	32	0	0	234	747	981	2,071	47.37%
Southfield, Precinct 3	551	34	585	14	1	17	2	0	172	506	678	1,766	38.39%
Southfield, Precinct 4	673	29	702	6	0	40	0	0	196	602	798	2,135	37.38%
Southfield, Precinct 5	402	19	421	3	0	26	0	0	195	354	549	1,234	44.49%
Southfield, Precinct 6	628	25	653	10	0	22	0	0	226	512	738	1,611	45.81%
Southfield, Precinct 7	931	30	961	4	0	43	1	0	247	799	1,046	1,751	59.74%
Southfield, Precinct 8	550	16	566	5	0	25	0	0	189	444	633	1,421	44.55%
Southfield, Precinct 9	443	35	478	11	0	16	1	0	176	401	577	1,867	30.91%
Southfield, Precinct 10	604	30	634	7	0	16	0	0	198	502	700	1,796	38.98%
Southfield, Precinct 11	662	24	686	4	2	22	0	0	202	543	745	1,958	38.05%
Southfield, Precinct 12	631	30	661	4	1	11	0	0	241	470	711	1,551	45.84%
Southfield, Precinct 13	561	43	604	9	3	38	3	0	155	570	725	1,679	43.18%
Southfield, Precinct 14	340	21	361	18	0	22	1	0	109	391	500	1,500	33.33%
Southfield, Precinct 15	485	25	510	3	2	11	0	0	178	387	565	1,404	40.24%
Southfield, Precinct 16	620	21	641	6	1	19	0	0	206	500	706	1,563	45.17%
Southfield, Precinct 17	597	28	625	18	0	23	0	0	197	514	711	1,742	40.82%

Canvass Results

Canvassed Results

Run Time 7:33 AM
Run Date 08/19/2020

Oakland County, Michigan

Primary Election, Tuesday, August 4, 2020

8/4/2020

Page 62

Official Results

Registered Voters
370035 of 995114 = 37.19%

Precincts Reporting
506 of 506 = 100.00%

Representative in Congress 14th District - Democratic Party - Vote for not more than 1

Precinct	Brenda Lawrence	Terrance Morrison	Cast Votes	Undervotes	Overvotes	Invalid Votes	Rejected write-in votes	Unresolved write-in votes	Precinct Ballots Cast	Absentee Ballots Cast	Total Ballots Cast	Registered Voters	Turnout Percentage
Southfield, Precinct 18	598	18	616	1	1	18	0	0	169	486	655	1,875	34.93%
Southfield, Precinct 19	422	15	437	5	2	12	0	0	177	314	491	1,411	34.80%
Southfield, Precinct 20	735	27	762	1	0	24	0	0	209	601	810	1,826	44.36%
Southfield, Precinct 21	806	23	829	2	4	34	2	0	292	598	890	1,946	45.73%
Southfield, Precinct 22	690	9	699	4	0	26	0	0	173	567	740	2,061	35.90%
Southfield, Precinct 23	606	25	631	4	0	19	0	0	194	488	682	2,002	34.07%
Southfield, Precinct 24	547	24	571	6	2	22	0	0	208	421	629	1,809	34.77%
Southfield, Precinct 25	604	17	621	9	1	23	0	0	154	531	685	1,457	47.01%
Southfield, Precinct 26	716	35	751	5	1	25	0	0	198	634	832	1,762	47.22%
Southfield, Precinct 27	184	13	197	4	0	2	0	0	160	44	204	1,718	11.87%
Southfield, Precinct 28	407	25	432	9	0	24	1	0	138	359	497	1,814	27.40%
Southfield, Precinct 29	879	44	923	7	0	27	0	0	253	779	1,032	2,229	46.30%
Southfield, Precinct 30	771	23	794	12	0	28	0	0	186	713	899	2,034	44.20%
Southfield, Precinct 31	529	23	552	10	0	13	1	0	166	435	601	1,978	30.38%
Southfield, Precinct 32	542	22	564	3	0	4	0	0	164	459	623	1,486	41.92%
Southfield, Precinct 33	800	32	832	2	1	31	0	0	276	619	895	1,962	45.62%
Southfield, Precinct 34	373	28	401	1	1	21	0	0	141	353	494	1,491	33.13%
Southfield, Precinct 35	376	26	402	2	0	21	1	0	178	284	462	1,515	30.50%
Southfield, Precinct 36	374	16	390	4	1	17	0	0	143	326	469	1,506	31.14%

Canvass Results

Canvassed Results

Run Time 7:33 AM
Run Date 08/19/2020

Oakland County, Michigan

Primary Election, Tuesday, August 4, 2020

8/4/2020

Page 63

Official Results

Registered Voters
370035 of 995114 = 37.19%

Precincts Reporting
506 of 506 = 100.00%

Representative in Congress 14th District - Democratic Party - Vote for not more than 1

Precinct	Brenda Lawrence	Terrance Morrison	Cast Votes	Undervotes	Overvotes	Invalid Votes	Rejected write-in votes	Unresolved write-in votes	Precinct Ballots Cast	Absentee Ballots Cast	Total Ballots Cast	Registered Voters	Turnout Percentage
Sylvan Lake, Precinct 1	325	33	358	16	0	27	0	0	225	438	663	1,532	43.28%
Totals	64,358	3,988	68,346	1,763	80	3,126	58	0	27,663	61,546	89,209	250,623	35.59%

Canvass Results

Canvassed Results

Run Time 7:33 AM
Run Date 08/19/2020

Oakland County, Michigan

Primary Election, Tuesday, August 4, 2020

8/4/2020

Page 176

Official Results

Registered Voters
370035 of 995114 = 37.19%

Precincts Reporting
506 of 506 = 100.00%

Representative in Congress 14th District - Republican Party - Vote for not more than 1

Precinct	Daryle F. Houston II	Robert Vance Patrick	Cast Votes	Undervotes	Overvotes	Invalid Votes	Rejected write-in votes	Unresolved write-in votes	Precinct Ballots Cast	Absentee Ballots Cast	Total Ballots Cast	Registered Voters	Turnout Percentage
Royal Oak Township, Precinct 1	0	0	0	0	0	36	0	0	223	172	395	1,458	27.09%
Royal Oak Township, Precinct 2	3	0	3	0	0	20	0	0	246	142	388	1,125	34.49%
West Bloomfield Township, Precinct 1	69	118	187	38	0	11	1	0	220	777	997	2,312	43.12%
West Bloomfield Township, Precinct 3	42	106	148	18	0	5	0	0	153	302	455	1,101	41.33%
West Bloomfield Township, Precinct 6	46	77	123	25	1	8	0	0	179	502	681	2,029	33.56%
West Bloomfield Township, Precinct 7	33	71	104	18	1	11	2	0	136	536	672	1,635	41.10%
West Bloomfield Township, Precinct 9	46	64	110	31	0	13	2	0	214	580	794	1,829	43.41%
West Bloomfield Township, Precinct 10	76	147	223	47	0	13	0	0	175	904	1,079	2,570	41.98%
West Bloomfield Township, Precinct 11	47	76	123	20	2	15	1	0	193	649	842	2,251	37.41%
West Bloomfield Township, Precinct 12	50	105	155	28	0	18	1	0	176	850	1,026	2,519	40.73%
West Bloomfield Township, Precinct 13	69	100	169	50	1	14	1	0	218	816	1,034	2,094	49.38%
West Bloomfield Township, Precinct 15	56	161	217	38	1	34	0	0	234	965	1,199	2,783	43.08%

Canvass Results

Canvassed Results

Run Time 7:33 AM
Run Date 08/19/2020

Oakland County, Michigan

Primary Election, Tuesday, August 4, 2020

8/4/2020

Page 177

Official Results

Registered Voters
370035 of 995114 = 37.19%

Precincts Reporting
506 of 506 = 100.00%

Representative in Congress 14th District - Republican Party - Vote for not more than 1

Precinct	Darley F. Houston II	Robert Vance Patrick	Cast Votes	Undervotes	Overvotes	Invalid Votes	Rejected write-in votes	Unresolved write-in votes	Precinct Ballots Cast	Absentee Ballots Cast	Total Ballots Cast	Registered Voters	Turnout Percentage
West Bloomfield Township, Precinct 16	114	177	291	75	2	29	0	0	240	919	1,159	2,479	46.75%
West Bloomfield Township, Precinct 17	37	139	176	56	0	22	0	0	208	841	1,049	2,303	45.55%
West Bloomfield Township, Precinct 18	76	125	201	46	0	13	0	0	182	598	780	1,828	42.67%
West Bloomfield Township, Precinct 19	33	106	139	27	2	14	0	0	194	800	994	2,016	49.31%
West Bloomfield Township, Precinct 20	37	92	129	16	0	7	0	0	148	429	577	1,473	39.17%
West Bloomfield Township, Precinct 21	28	78	106	8	2	5	0	0	151	445	596	1,908	31.24%
West Bloomfield Township, Precinct 22	63	131	194	28	2	23	0	0	162	893	1,055	2,668	39.54%
West Bloomfield Township, Precinct 23	78	129	207	32	1	16	1	0	203	815	1,018	2,818	36.12%
West Bloomfield Township, Precinct 24	52	110	162	21	2	10	0	0	173	447	620	1,944	31.89%
Farmington Hills, Precinct 1	48	115	163	21	1	21	0	0	159	801	960	2,254	42.59%
Farmington Hills, Precinct 2	69	129	198	20	0	15	1	0	307	788	1,095	2,473	44.28%
Farmington Hills, Precinct 3	100	147	247	23	0	8	0	0	264	1,001	1,265	2,618	48.32%
Farmington Hills, Precinct 4	116	156	272	26	0	8	0	0	210	901	1,111	2,476	44.87%
Farmington Hills, Precinct 5	55	130	185	18	0	11	0	0	159	548	707	2,169	32.60%

Canvass Results

Canvassed Results

Run Time 7:33 AM
Run Date 08/19/2020

Oakland County, Michigan

Primary Election, Tuesday, August 4, 2020

8/4/2020

Page 178

Official Results

Registered Voters

370035 of 995114 = 37.19%

Precincts Reporting

506 of 506 = 100.00%

Representative in Congress 14th District - Republican Party - Vote for not more than 1

Precinct	Daryle F. Houston II	Robert Vance Patrick	Cast Votes	Undervotes	Overvotes	Invalid Votes	Rejected write-in votes	Unresolved write-in votes	Precinct Ballots Cast	Absentee Ballots Cast	Total Ballots Cast	Registered Voters	Turnout Percentage
Farmington Hills, Precinct 6	21	39	60	5	0	3	0	0	117	245	362	1,407	25.73%
Farmington Hills, Precinct 7	101	171	272	45	0	13	0	0	217	816	1,033	2,399	43.06%
Farmington Hills, Precinct 8	110	97	207	29	0	3	0	0	209	690	899	2,079	43.24%
Farmington Hills, Precinct 9	101	157	258	41	0	14	1	0	252	889	1,141	2,757	41.39%
Farmington Hills, Precinct 10	110	145	255	30	0	13	0	0	296	925	1,221	3,053	39.99%
Farmington Hills, Precinct 11	47	134	181	20	0	16	0	0	224	663	887	2,459	36.07%
Farmington Hills, Precinct 12	82	103	185	14	1	15	1	0	261	735	996	2,127	46.83%
Farmington Hills, Precinct 13	81	132	213	24	0	6	0	0	257	620	877	1,945	45.09%
Farmington Hills, Precinct 14	136	200	336	40	0	9	1	0	293	762	1,055	2,407	43.83%
Farmington Hills, Precinct 15	50	106	156	20	1	10	2	0	140	395	535	1,317	40.62%
Farmington Hills, Precinct 16	141	175	316	57	1	9	0	0	251	912	1,163	2,872	40.49%
Farmington Hills, Precinct 17	30	30	60	5	0	13	1	0	175	395	570	2,348	24.28%
Farmington Hills, Precinct 18	72	126	198	22	0	7	0	0	178	511	689	1,644	41.91%
Farmington Hills, Precinct 19	57	135	192	23	0	17	1	0	298	683	981	2,241	43.78%
Farmington Hills, Precinct 20	89	142	231	20	0	15	0	0	289	848	1,137	2,905	39.14%
Farmington Hills, Precinct 21	70	176	246	19	0	12	0	0	245	668	913	2,791	32.71%
Farmington Hills, Precinct 22	89	130	219	23	1	8	0	0	176	510	686	1,937	35.42%
Farmington Hills, Precinct 23	82	140	222	34	1	12	0	0	154	604	758	1,972	38.44%
Farmington Hills, Precinct 24	163	211	374	38	1	20	0	0	218	955	1,173	2,882	40.70%
Farmington Hills, Precinct 25	77	174	251	28	0	12	0	0	204	891	1,095	2,841	38.54%

Canvass Results

Canvassed Results

Run Time 7:33 AM
Run Date 08/19/2020

Oakland County, Michigan

Primary Election, Tuesday, August 4, 2020

8/4/2020

Page 179

Official Results

Registered Voters
370035 of 995114 = 37.19%

Precincts Reporting
506 of 506 = 100.00%

Representative in Congress 14th District - Republican Party - Vote for not more than 1

Precinct	Daryle F. Houston II	Robert Vance Patrick	Cast Votes	Undervotes	Overvotes	Invalid Votes	Rejected write-in votes	Unresolved write-in votes	Precinct Ballots Cast	Absentee Ballots Cast	Total Ballots Cast	Registered Voters	Turnout Percentage
Farmington Hills, Precinct 26	81	153	234	25	0	8	0	0	272	599	871	2,730	31.90%
Farmington Hills, Precinct 27	46	135	181	12	0	12	1	0	227	478	705	2,744	25.69%
Keego Harbor, Precinct 1	57	128	185	24	2	18	0	0	578	0	578	2,185	26.45%
Lathrup Village, Precinct 1	40	60	100	10	0	7	0	0	290	769	1,059	1,927	54.96%
Lathrup Village, Precinct 2	21	43	64	5	0	1	0	0	324	700	1,024	1,902	53.84%
Oak Park, Precinct 1	9	21	30	5	0	6	1	0	145	148	293	1,316	22.26%
Oak Park, Precinct 2	41	56	97	24	1	11	1	0	232	390	622	1,672	37.20%
Oak Park, Precinct 3	29	95	124	36	1	9	0	0	274	460	734	1,814	40.46%
Oak Park, Precinct 4	24	24	48	16	0	8	2	0	135	271	406	1,449	28.02%
Oak Park, Precinct 5	4	13	17	1	0	7	0	0	198	180	378	1,163	32.50%
Oak Park, Precinct 6	14	30	44	6	0	8	0	0	267	329	596	1,611	37.00%
Oak Park, Precinct 7	2	16	18	5	0	8	0	0	281	313	594	1,667	35.63%
Oak Park, Precinct 8	11	5	16	2	0	13	0	0	267	385	652	1,701	38.33%
Oak Park, Precinct 9	6	12	18	0	0	7	0	0	246	369	615	1,638	37.55%
Oak Park, Precinct 10	9	11	20	2	0	8	0	0	303	404	707	1,848	38.26%
Oak Park, Precinct 11	17	19	36	1	0	12	0	0	161	182	343	1,585	21.64%
Oak Park, Precinct 12	12	12	24	6	0	3	0	0	312	364	676	1,782	37.93%
Oak Park, Precinct 13	6	7	13	3	0	10	0	0	294	389	683	1,762	38.76%
Oak Park, Precinct 14	37	25	62	6	0	3	0	0	280	335	615	1,364	45.09%
Oak Park, Precinct 15	13	24	37	8	0	7	0	0	250	310	560	1,380	40.58%

Canvass Results

Canvassed Results

Run Time 7:33 AM
Run Date 08/19/2020

Oakland County, Michigan

Primary Election, Tuesday, August 4, 2020

8/4/2020

Page 180

Official Results

Registered Voters
370035 of 995114 = 37.19%
Precincts Reporting
506 of 506 = 100.00%

Representative in Congress 14th District - Republican Party - Vote for not more than 1

Precinct	Daryle F. Houston II	Robert Vance Patrick	Cast Votes	Undervotes	Overvotes	Invalid Votes	Rejected write-in votes	Unresolved write-in votes	Precinct Ballots Cast	Absentee Ballots Cast	Total Ballots Cast	Registered Voters	Turnout Percentage
Oak Park, Precinct 16	33	46	79	15	1	8	0	0	307	327	634	1,619	39.16%
Orchard Lake, Precinct 1	102	209	311	42	0	13	0	0	734	0	734	2,026	36.23%
Pontiac, Precinct 1	6	3	9	0	0	5	0	0	316	389	705	2,835	24.87%
Pontiac, Precinct 2	11	17	28	0	0	18	0	0	163	202	365	2,287	15.96%
Pontiac, Precinct 3	22	22	44	2	1	12	0	0	333	319	652	2,034	32.06%
Pontiac, Precinct 4	19	45	64	20	0	8	0	0	230	265	495	1,839	26.92%
Pontiac, Precinct 5	22	30	52	6	0	2	0	0	245	226	471	1,949	24.17%
Pontiac, Precinct 6	18	31	49	5	0	10	1	0	324	220	544	2,254	24.13%
Pontiac, Precinct 7	8	8	16	1	0	5	0	0	54	55	109	1,371	7.95%
Pontiac, Precinct 8	15	65	80	8	0	8	0	0	176	185	361	2,375	15.20%
Pontiac, Precinct 9	11	11	22	1	1	7	0	0	107	113	220	1,714	12.84%
Pontiac, Precinct 10	5	11	16	2	0	1	0	0	43	42	85	589	14.43%
Pontiac, Precinct 11	57	67	124	7	0	17	0	0	306	317	623	3,079	20.23%
Pontiac, Precinct 12	29	58	87	6	0	7	1	0	247	172	419	2,377	17.63%
Pontiac, Precinct 13	34	46	80	9	0	16	0	0	288	218	506	2,145	23.59%
Pontiac, Precinct 14	9	16	25	2	0	8	0	0	159	157	316	1,987	15.90%
Pontiac, Precinct 15	13	18	31	2	0	8	0	0	335	263	598	2,542	23.52%
Pontiac, Precinct 16	10	20	30	4	0	8	0	0	260	294	554	2,531	21.89%
Pontiac, Precinct 17	17	33	50	2	0	9	0	0	159	141	300	2,366	12.68%
Pontiac, Precinct 18	4	18	22	0	0	8	0	0	104	78	182	1,982	9.18%

Canvass Results

Canvassed Results

Run Time 7:33 AM
Run Date 08/19/2020

Oakland County, Michigan

Primary Election, Tuesday, August 4, 2020

8/4/2020

Page 181

Official Results

Registered Voters

370035 of 995114 = 37.19%

Precincts Reporting

506 of 506 = 100.00%

Representative in Congress 14th District - Republican Party - Vote for not more than 1

Precinct	Daryle F. Houston II	Robert Vance Patrick	Cast Votes	Undervotes	Overvotes	Invalid Votes	Rejected write-in votes	Unresolved write-in votes	Precinct Ballots Cast	Absentee Ballots Cast	Total Ballots Cast	Registered Voters	Turnout Percentage
Pontiac, Precinct 19	4	6	10	2	0	8	0	0	223	211	434	2,788	15.57%
Pontiac, Precinct 20	13	14	27	4	0	6	0	0	260	280	540	2,209	24.45%
Pontiac, Precinct 21	8	14	22	1	0	14	0	0	242	275	517	2,808	18.41%
Southfield, Precinct 1	4	27	31	1	0	9	0	0	206	593	799	1,698	47.06%
Southfield, Precinct 2	36	56	92	10	0	6	0	0	234	747	981	2,071	47.37%
Southfield, Precinct 3	11	41	52	4	0	7	1	0	172	506	678	1,766	38.39%
Southfield, Precinct 4	16	25	41	6	0	10	0	0	196	602	798	2,135	37.38%
Southfield, Precinct 5	19	69	88	3	0	6	0	0	195	354	549	1,234	44.49%
Southfield, Precinct 6	18	19	37	15	0	6	0	0	226	512	738	1,611	45.81%
Southfield, Precinct 7	10	20	30	5	0	16	0	0	247	799	1,046	1,751	59.74%
Southfield, Precinct 8	14	19	33	3	0	7	0	0	189	444	633	1,421	44.55%
Southfield, Precinct 9	23	42	65	5	0	5	0	0	176	401	577	1,867	30.91%
Southfield, Precinct 10	13	23	36	2	0	5	0	0	198	502	700	1,796	38.98%
Southfield, Precinct 11	6	19	25	3	0	9	0	0	202	543	745	1,958	38.05%
Southfield, Precinct 12	10	21	31	3	0	2	0	0	241	470	711	1,551	45.84%
Southfield, Precinct 13	17	35	52	12	0	11	1	0	155	570	725	1,679	43.18%
Southfield, Precinct 14	37	44	81	12	1	10	0	0	109	391	500	1,500	33.33%
Southfield, Precinct 15	11	17	28	6	0	7	0	0	178	387	565	1,404	40.24%
Southfield, Precinct 16	15	14	29	7	0	6	0	0	206	500	706	1,563	45.17%
Southfield, Precinct 17	13	26	39	3	0	6	0	0	197	514	711	1,742	40.82%

Canvass Results

Canvassed Results

Run Time 7:33 AM
Run Date 08/19/2020

Oakland County, Michigan

Primary Election, Tuesday, August 4, 2020

8/4/2020

Page 182

Official Results

Registered Voters
370035 of 995114 = 37.19%

Precincts Reporting
506 of 506 = 100.00%

Representative in Congress 14th District - Republican Party - Vote for not more than 1

Precinct	Darryl F. Houston II	Robert Vance Patrick	Cast Votes	Undervotes	Overvotes	Invalid Votes	Rejected write-in votes	Unresolved write-in votes	Precinct Ballots Cast	Absentee Ballots Cast	Total Ballots Cast	Registered Voters	Turnout Percentage
Southfield, Precinct 18	6	11	17	0	0	5	0	0	169	486	655	1,875	34.93%
Southfield, Precinct 19	10	20	30	0	0	11	0	0	177	314	491	1,411	34.80%
Southfield, Precinct 20	10	10	20	2	0	5	0	0	209	601	810	1,826	44.36%
Southfield, Precinct 21	6	9	15	1	0	6	0	0	292	598	890	1,946	45.73%
Southfield, Precinct 22	6	4	10	0	0	8	0	0	173	567	740	2,061	35.90%
Southfield, Precinct 23	11	15	26	1	0	7	0	0	194	488	682	2,002	34.07%
Southfield, Precinct 24	3	17	20	1	1	10	0	0	208	421	629	1,809	34.77%
Southfield, Precinct 25	4	20	24	3	0	7	1	0	154	531	685	1,457	47.01%
Southfield, Precinct 26	15	22	37	2	0	11	2	0	198	634	832	1,762	47.22%
Southfield, Precinct 27	0	1	1	0	0	1	0	0	160	44	204	1,718	11.87%
Southfield, Precinct 28	9	12	21	7	0	6	0	0	138	359	497	1,814	27.40%
Southfield, Precinct 29	22	37	59	8	0	12	0	0	253	779	1,032	2,229	46.30%
Southfield, Precinct 30	20	34	54	3	0	14	0	0	186	713	899	2,034	44.20%
Southfield, Precinct 31	7	17	24	1	0	3	0	0	166	435	601	1,978	30.38%
Southfield, Precinct 32	18	26	44	7	0	1	0	0	164	459	623	1,486	41.92%
Southfield, Precinct 33	9	14	23	6	0	11	0	0	276	619	895	1,962	45.62%
Southfield, Precinct 34	20	40	60	9	0	6	0	0	141	353	494	1,491	33.13%
Southfield, Precinct 35	12	20	32	2	0	10	0	0	178	284	462	1,515	30.50%
Southfield, Precinct 36	12	43	55	2	0	9	0	0	143	326	469	1,506	31.14%

Canvass Results

Canvassed Results

Run Time 7:33 AM
Run Date 08/19/2020

Oakland County, Michigan

Primary Election, Tuesday, August 4, 2020

8/4/2020

Page 183

Official Results

Registered Voters
370035 of 995114 = 37.19%

Precincts Reporting
506 of 506 = 100.00%

Representative in Congress 14th District - Republican Party - Vote for not more than 1

Precinct	Darryle F. Houston II	Robert Vance Patrick	Cast Votes	Undervotes	Overvotes	Invalid Votes	Rejected write-in votes	Unresolved write-in votes	Precinct Ballots Cast	Absentee Ballots Cast	Total Ballots Cast	Registered Voters	Turnout Percentage
Sylvan Lake, Precinct 1	67	148	215	35	2	12	0	0	225	438	663	1,532	43.28%
Totals	4,641	8,246	12,887	1,795	35	1,282	29	0	27,663	61,546	89,209	250,623	35.59%

Canvass Results

Canvassed Results

Run Time 7:33 AM
Run Date 08/19/2020

Oakland County, Michigan

Primary Election, Tuesday, August 4, 2020

8/4/2020

Page 64

Official Results

Registered Voters
370035 of 995114 = 37.19%

Precincts Reporting
506 of 506 = 100.00%

Representative in State Legislature 26th District - Democratic Party - Vote for not more than 1

Precinct	Jim Ellison	Cast Votes	Undervotes	Overvotes	Invalid Votes	Rejected write-in votes	Unresolved write-in votes	Precinct Ballots Cast	Absentee Ballots Cast	Total Ballots Cast	Registered Voters	Turnout Percentage
Madison Heights, Precinct 1	274	274	14	0	23	1	0	210	236	446	1,900	23.47%
Madison Heights, Precinct 2	264	264	23	0	14	1	0	200	251	451	1,623	27.79%
Madison Heights, Precinct 3	283	283	17	0	16	1	0	221	236	457	1,925	23.74%
Madison Heights, Precinct 4	238	238	18	0	19	0	0	197	235	432	1,909	22.63%
Madison Heights, Precinct 5	217	217	31	0	17	0	0	211	238	449	1,584	28.35%
Madison Heights, Precinct 6	71	71	10	0	9	0	0	22	88	110	431	25.52%
Madison Heights, Precinct 7	416	416	32	0	18	0	0	325	473	798	2,275	35.08%
Madison Heights, Precinct 8	493	493	46	0	41	1	0	367	577	944	2,828	33.38%
Madison Heights, Precinct 9	447	447	32	0	23	0	0	343	450	793	2,329	34.05%
Madison Heights, Precinct 10	370	370	45	0	30	0	0	301	419	720	1,923	37.44%
Madison Heights, Precinct 11	349	349	23	0	40	0	0	275	305	580	2,842	20.41%
Royal Oak, Precinct 1	584	584	45	0	19	6	0	300	516	816	2,274	35.88%
Royal Oak, Precinct 2	555	555	32	0	28	2	0	355	465	820	2,476	33.12%
Royal Oak, Precinct 3	383	383	26	0	19	1	0	265	300	565	1,635	34.56%
Royal Oak, Precinct 4	453	453	31	0	12	5	0	299	345	644	1,804	35.70%
Royal Oak, Precinct 5	431	431	34	0	14	2	0	229	364	593	1,591	37.27%
Royal Oak, Precinct 6	750	750	49	0	24	2	0	467	549	1,016	2,873	35.36%
Royal Oak, Precinct 7	422	422	19	0	17	0	0	250	362	612	1,921	31.86%
Royal Oak, Precinct 8	643	643	51	0	25	0	0	403	591	994	2,510	39.60%
Royal Oak, Precinct 9	738	738	58	0	29	3	0	420	645	1,065	2,880	36.98%

Canvass Results

Canvassed Results

Run Time 7:33 AM
Run Date 08/19/2020

Oakland County, Michigan

Primary Election, Tuesday, August 4, 2020

8/4/2020

Page 65

Official Results

Registered Voters
370035 of 995114 = 37.19%

Precincts Reporting
506 of 506 = 100.00%

Representative in State Legislature 26th District - Democratic Party - Vote for not more than 1

Precinct	Jim Ellison	Cast Votes	Undervotes	Overvotes	Invalid Votes	Rejected write-in votes	Unresolved write-in votes	Precinct Ballots Cast	Absentee Ballots Cast	Total Ballots Cast	Registered Voters	Turnout Percentage
Royal Oak, Precinct 10	525	525	41	0	21	0	0	354	440	794	2,099	37.83%
Royal Oak, Precinct 11	399	399	27	0	15	3	0	258	345	603	1,802	33.46%
Royal Oak, Precinct 12	421	421	36	0	17	4	0	285	384	669	1,985	33.70%
Royal Oak, Precinct 13	531	531	36	0	13	3	0	344	490	834	2,174	38.36%
Royal Oak, Precinct 14	452	452	35	0	16	3	0	269	470	739	1,720	42.97%
Royal Oak, Precinct 15	335	335	16	0	9	1	0	224	256	480	1,662	28.88%
Royal Oak, Precinct 16	697	697	51	0	16	3	0	403	665	1,068	2,796	38.20%
Royal Oak, Precinct 17	485	485	35	0	23	1	0	272	482	754	1,892	39.85%
Royal Oak, Precinct 18	497	497	28	0	20	2	0	307	406	713	2,000	35.65%
Royal Oak, Precinct 19	645	645	48	0	26	4	0	422	577	999	2,774	36.01%
Royal Oak, Precinct 20	565	565	49	0	22	3	0	308	582	890	2,215	40.18%
Royal Oak, Precinct 21	501	501	44	0	23	0	0	265	505	770	2,157	35.70%
Royal Oak, Precinct 22	541	541	41	0	19	4	0	386	495	881	2,241	39.31%
Royal Oak, Precinct 23	395	395	24	0	21	2	0	269	347	616	1,810	34.03%
Royal Oak, Precinct 24	260	260	15	0	12	0	0	164	254	418	1,179	35.45%
Totals	15,630	15,630	1,162	0	710	58	0	10,190	14,343	24,533	72,039	34.06%

Canvass Results

Canvassed Results

Run Time 7:33 AM
Run Date 08/19/2020

Oakland County, Michigan

Primary Election, Tuesday, August 4, 2020

8/4/2020

Page 184

Official Results

Registered Voters
370035 of 995114 = 37.19%

Precincts Reporting
506 of 506 = 100.00%

Representative in State Legislature 26th District - Republican Party - Vote for not more than 1

Precinct	Barbara Barber	Chris Meister	Robert Noble (W)	Cast Votes	Undervotes	Overvotes	Invalid Votes	Rejected write-in votes	Unresolved write-in votes	Precinct Ballots Cast	Absentee Ballots Cast	Total Ballots Cast	Registered Voters	Turnout Percentage
Madison Heights, Precinct 1	35	76	0	111	11	0	6	1	0	210	236	446	1,900	23.47%
Madison Heights, Precinct 2	35	79	1	115	14	0	9	1	0	200	251	451	1,623	27.79%
Madison Heights, Precinct 3	37	77	1	115	8	0	21	0	0	221	236	457	1,925	23.74%
Madison Heights, Precinct 4	42	92	4	138	8	0	9	1	0	197	235	432	1,909	22.63%
Madison Heights, Precinct 5	62	83	1	146	19	0	15	0	0	211	238	449	1,584	28.35%
Madison Heights, Precinct 6	8	11	0	19	1	0	6	0	0	22	88	110	431	25.52%
Madison Heights, Precinct 7	95	176	3	274	36	1	14	0	0	325	473	798	2,275	35.08%
Madison Heights, Precinct 8	101	204	0	305	28	0	35	1	0	367	577	944	2,828	33.38%
Madison Heights, Precinct 9	77	150	5	232	43	0	15	0	0	343	450	793	2,329	34.05%
Madison Heights, Precinct 10	75	130	6	211	35	0	19	0	0	301	419	720	1,923	37.44%
Madison Heights, Precinct 11	47	85	2	134	13	0	19	0	0	275	305	580	2,842	20.41%
Royal Oak, Precinct 1	34	87	6	127	26	0	10	0	0	300	516	816	2,274	35.88%
Royal Oak, Precinct 2	54	124	2	180	10	0	11	1	0	355	465	820	2,476	33.12%
Royal Oak, Precinct 3	27	85	6	118	12	0	11	0	0	265	300	565	1,635	34.56%
Royal Oak, Precinct 4	38	81	3	122	16	0	5	1	0	299	345	644	1,804	35.70%
Royal Oak, Precinct 5	25	69	2	96	12	0	4	0	0	229	364	593	1,591	37.27%
Royal Oak, Precinct 6	46	99	3	148	26	0	15	0	0	467	549	1,016	2,873	35.36%
Royal Oak, Precinct 7	36	73	4	113	28	0	10	0	0	250	362	612	1,921	31.86%
Royal Oak, Precinct 8	59	166	3	228	35	0	10	1	0	403	591	994	2,510	39.60%
Royal Oak, Precinct 9	49	139	4	192	32	0	11	1	0	420	645	1,065	2,880	36.98%

Canvass Results

Canvassed Results

Run Time 7:33 AM
Run Date 08/19/2020

Oakland County, Michigan

Primary Election, Tuesday, August 4, 2020

8/4/2020

Page 185

Official Results

Registered Voters
370035 of 995114 = 37.19%

Precincts Reporting
506 of 506 = 100.00%

Representative in State Legislature 26th District - Republican Party - Vote for not more than 1

Precinct	Barbara Barber	Chris Meister	Robert Noble (W)	Cast Votes	Undervotes	Overvotes	Invalid Votes	Rejected write-in votes	Unresolved write-in votes	Precinct Ballots Cast	Absentee Ballots Cast	Total Ballots Cast	Registered Voters	Turnout Percentage
Royal Oak, Precinct 10	63	114	2	179	20	0	9	0	0	354	440	794	2,099	37.83%
Royal Oak, Precinct 11	31	101	3	135	12	0	10	0	0	258	345	603	1,802	33.46%
Royal Oak, Precinct 12	54	107	2	163	22	0	4	0	0	285	384	669	1,985	33.70%
Royal Oak, Precinct 13	40	173	1	214	27	0	9	0	0	344	490	834	2,174	38.36%
Royal Oak, Precinct 14	68	125	1	194	37	0	1	0	0	269	470	739	1,720	42.97%
Royal Oak, Precinct 15	28	67	5	100	16	0	2	0	0	224	256	480	1,662	28.88%
Royal Oak, Precinct 16	81	158	5	244	40	0	12	0	0	403	665	1,068	2,796	38.20%
Royal Oak, Precinct 17	42	130	2	174	22	0	10	0	0	272	482	754	1,892	39.85%
Royal Oak, Precinct 18	41	90	7	138	17	0	8	0	0	307	406	713	2,000	35.65%
Royal Oak, Precinct 19	59	167	4	230	30	0	16	0	0	422	577	999	2,774	36.01%
Royal Oak, Precinct 20	65	129	6	200	36	0	8	1	0	308	582	890	2,215	40.18%
Royal Oak, Precinct 21	54	114	3	171	22	1	11	1	0	265	505	770	2,157	35.70%
Royal Oak, Precinct 22	62	161	5	228	41	0	4	2	0	386	495	881	2,241	39.31%
Royal Oak, Precinct 23	44	100	2	146	17	0	14	0	0	269	347	616	1,810	34.03%
Royal Oak, Precinct 24	28	87	3	118	11	0	4	0	0	164	254	418	1,179	35.45%
Totals	1,742	3,909	107	5,758	783	2	377	12	0	10,190	14,343	24,533	72,039	34.06%

Canvass Results

Canvassed Results

Run Time 7:33 AM
Run Date 08/19/2020

Oakland County, Michigan

Primary Election, Tuesday, August 4, 2020

8/4/2020

Page 66

Official Results

Registered Voters

370035 of 995114 = 37.19%

Precincts Reporting

506 of 506 = 100.00%

Representative in State Legislature 27th District - Democratic Party - Vote for not more than 1

Precinct	Crystal Bailey	Kevin Kresch	Robert B. Lathrop	Matt Stoel	Dan Tuck	Martin C. Tutwiler	Regina Weiss	Kelli N. Williams	Cast Votes	Undervotes	Overvotes	Invalid Votes	Rejected write-in votes	Unresolved write-in votes
Royal Oak Township, Precinct 1	99	21	5	11	7	3	54	96	296	27	6	49	4	0
Royal Oak Township, Precinct 2	76	30	8	18	6	4	54	107	303	30	3	43	1	0
Berkley, Precinct 1	18	96	22	74	5	2	272	37	526	73	2	29	0	0
Berkley, Precinct 2	15	68	14	130	6	6	247	23	509	48	1	13	0	0
Berkley, Precinct 3	35	98	14	71	15	7	234	45	519	57	2	16	1	0
Berkley, Precinct 4	35	107	24	85	7	9	219	42	528	72	2	17	1	0
Berkley, Precinct 5	23	88	9	69	5	2	204	40	440	57	3	10	0	0
Berkley, Precinct 6	27	98	12	62	6	3	179	56	443	35	3	17	1	0
Berkley, Precinct 7	46	119	18	87	3	3	191	31	498	50	4	16	1	0
Ferndale, Precinct 1	43	259	7	112	10	4	490	84	1,009	87	5	22	1	0
Ferndale, Precinct 2	34	140	20	53	4	6	271	48	576	56	1	12	1	0
Ferndale, Precinct 3	34	165	3	117	9	1	312	54	695	58	3	18	2	0
Ferndale, Precinct 4	54	136	7	62	9	7	251	39	565	47	4	8	1	0
Ferndale, Precinct 5	46	166	8	81	6	2	275	48	632	59	3	16	1	0
Ferndale, Precinct 6	49	99	3	54	3	4	229	39	480	37	2	16	0	0
Ferndale, Precinct 7	40	114	7	37	4	2	147	52	403	40	0	16	3	0
Ferndale, Precinct 8	34	85	7	32	4	3	142	22	329	34	2	5	0	0
Ferndale, Precinct 9	29	239	14	94	4	5	340	44	769	62	2	13	2	0

Canvass Results

Canvassed Results

Run Time 7:33 AM
Run Date 08/19/2020

Oakland County, Michigan

Primary Election, Tuesday, August 4, 2020

8/4/2020

Page 67

Official Results

Registered Voters
370035 of 995114 = 37.19%

Precincts Reporting
506 of 506 = 100.00%

Representative in State Legislature 27th District - Democratic Party - Vote for not more than 1

Precinct	Precinct Ballots Cast	Absentee Ballots Cast	Total Ballots Cast	Registered Voters	Turnout Percentage
Royal Oak Township, Precinct 1	223	172	395	1,458	27.09%
Royal Oak Township, Precinct 2	246	142	388	1,125	34.49%
Berkley, Precinct 1	350	520	870	1,997	43.57%
Berkley, Precinct 2	332	429	761	1,860	40.91%
Berkley, Precinct 3	343	428	771	1,910	40.37%
Berkley, Precinct 4	361	432	793	1,921	41.28%
Berkley, Precinct 5	320	361	681	1,668	40.83%
Berkley, Precinct 6	334	347	681	1,899	35.86%
Berkley, Precinct 7	324	405	729	1,872	38.94%
Ferndale, Precinct 1	435	851	1,286	2,379	54.06%
Ferndale, Precinct 2	333	392	725	1,785	40.62%
Ferndale, Precinct 3	361	501	862	1,954	44.11%
Ferndale, Precinct 4	313	399	712	1,851	38.47%
Ferndale, Precinct 5	386	425	811	1,938	41.85%
Ferndale, Precinct 6	333	327	660	1,843	35.81%
Ferndale, Precinct 7	291	275	566	1,673	33.83%
Ferndale, Precinct 8	229	202	431	1,071	40.24%
Ferndale, Precinct 9	378	566	944	1,926	49.01%

Canvass Results

Canvassed Results

Run Time 7:33 AM
Run Date 08/19/2020

Oakland County, Michigan

Primary Election, Tuesday, August 4, 2020

8/4/2020

Page 68

Official Results

Registered Voters
370035 of 995114 = 37.19%

Precincts Reporting
506 of 506 = 100.00%

Representative in State Legislature 27th District - Democratic Party - Vote for not more than 1

Precinct	Crystal Bailey	Kevin Kresch	Robert B. Lathrop	Matt Stoeel	Dan Tuck	Martin C. Tutwiler	Regina Weiss	Kelli N. Williams	Cast Votes	Undervotes	Overvotes	Invalid Votes	Rejected write-in votes	Unresolved write-in votes
Hazel Park, Precinct 1	34	85	28	44	10	7	147	38	393	33	2	18	1	0
Hazel Park, Precinct 2	43	75	6	60	9	11	142	53	399	36	4	19	1	0
Hazel Park, Precinct 3	25	73	10	22	7	2	84	30	253	31	1	21	1	0
Hazel Park, Precinct 4	34	52	6	29	12	13	84	23	253	33	3	25	1	0
Hazel Park, Precinct 5	48	76	20	48	2	3	116	34	347	26	2	34	1	0
Hazel Park, Precinct 6	42	76	7	28	4	4	66	52	279	22	0	12	0	0
Huntington Woods, Precinct 1	17	133	2	53	3	5	404	7	624	79	3	14	1	0
Huntington Woods, Precinct 2	19	144	5	37	2	2	236	16	461	52	0	10	0	0
Huntington Woods, Precinct 3	13	101	4	40	2	3	336	16	515	67	1	7	0	0
Huntington Woods, Precinct 4	9	126	2	36	3	0	359	11	546	38	1	13	1	0
Huntington Woods, Precinct 5	7	113	5	41	10	2	304	19	501	58	1	16	3	0
Oak Park, Precinct 1	38	28	5	12	3	7	79	48	220	18	1	11	1	0
Oak Park, Precinct 2	21	64	6	25	5	1	277	22	421	40	2	26	2	0
Oak Park, Precinct 3	30	81	1	35	4	3	274	71	499	28	3	24	3	0
Oak Park, Precinct 4	54	37	3	16	0	8	122	36	276	26	1	28	0	0
Oak Park, Precinct 5	83	34	2	5	1	1	151	40	317	18	3	21	0	0
Oak Park, Precinct 6	105	22	14	28	2	8	220	76	475	37	2	17	1	0

Canvass Results

Canvassed Results

Run Time 7:33 AM
Run Date 08/19/2020

Oakland County, Michigan

Primary Election, Tuesday, August 4, 2020

8/4/2020

Page 69

Official Results

Registered Voters

370035 of 995114 = 37.19%

Precincts Reporting

506 of 506 = 100.00%

Representative in State Legislature 27th District - Democratic Party - Vote for not more than 1

Precinct	Precinct Ballots Cast	Absentee Ballots Cast	Total Ballots Cast	Registered Voters	Turnout Percentage
Hazel Park, Precinct 1	283	302	585	2,338	25.02%
Hazel Park, Precinct 2	267	363	630	2,245	28.06%
Hazel Park, Precinct 3	246	244	490	1,996	24.55%
Hazel Park, Precinct 4	177	265	442	1,490	29.66%
Hazel Park, Precinct 5	238	354	592	2,316	25.56%
Hazel Park, Precinct 6	181	252	433	1,912	22.65%
Huntington Woods, Precinct 1	228	576	804	1,296	62.04%
Huntington Woods, Precinct 2	185	412	597	1,066	56.00%
Huntington Woods, Precinct 3	244	432	676	1,134	59.61%
Huntington Woods, Precinct 4	199	462	661	1,046	63.19%
Huntington Woods, Precinct 5	239	441	680	1,080	62.96%
Oak Park, Precinct 1	145	148	293	1,316	22.26%
Oak Park, Precinct 2	232	390	622	1,672	37.20%
Oak Park, Precinct 3	274	460	734	1,814	40.46%
Oak Park, Precinct 4	135	271	406	1,449	28.02%
Oak Park, Precinct 5	198	180	378	1,163	32.50%
Oak Park, Precinct 6	267	329	596	1,611	37.00%

Canvass Results

Canvassed Results

Run Time 7:33 AM
Run Date 08/19/2020

Oakland County, Michigan

Primary Election, Tuesday, August 4, 2020

8/4/2020

Page 70

Official Results

Registered Voters

370035 of 995114 = 37.19%

Precincts Reporting

506 of 506 = 100.00%

Representative in State Legislature 27th District - Democratic Party - Vote for not more than 1

Precinct	Crystal Bailey	Kevin Kresch	Robert B. Lathrop	Matt Stoel	Dan Tuck	Martin C. Tutwiler	Regina Weiss	Kelli N. Williams	Cast Votes	Undervotes	Overvotes	Invalid Votes	Rejected write-in votes	Unresolved write-in votes
Oak Park, Precinct 7	192	31	4	32	4	9	171	70	513	21	2	29	0	0
Oak Park, Precinct 8	166	22	7	28	9	12	252	78	574	26	4	25	0	0
Oak Park, Precinct 9	140	26	4	15	1	13	251	90	540	25	3	27	0	0
Oak Park, Precinct 10	135	23	7	21	1	3	303	134	627	24	2	21	3	0
Oak Park, Precinct 11	53	26	6	11	1	3	109	55	264	11	2	25	0	0
Oak Park, Precinct 12	114	33	11	38	4	1	285	102	588	26	6	21	0	0
Oak Park, Precinct 13	85	48	7	39	4	4	266	145	598	38	2	19	0	0
Oak Park, Precinct 14	34	54	14	24	9	3	318	34	490	31	4	16	1	0
Oak Park, Precinct 15	47	39	2	34	3	6	273	58	462	25	1	17	1	0
Oak Park, Precinct 16	37	59	5	30	5	4	291	29	460	40	3	20	2	0
Pleasant Ridge, Precinct 1	44	223	4	101	6	9	584	43	1,014	91	1	24	1	0
Totals	2,406	4,032	399	2,181	239	220	10,615	2,337	22,429	1,929	108	896	45	0

Canvass Results

Canvassed Results

Run Time 7:33 AM
Run Date 08/19/2020

Oakland County, Michigan

Primary Election, Tuesday, August 4, 2020

8/4/2020

Page 71

Official Results

Registered Voters
370035 of 995114 = 37.19%

Precincts Reporting
506 of 506 = 100.00%

Representative in State Legislature 27th District - Democratic Party - Vote for not more than 1

Precinct	Precinct Ballots Cast	Absentee Ballots Cast	Total Ballots Cast	Registered Voters	Turnout Percentage
Oak Park, Precinct 7	281	313	594	1,667	35.63%
Oak Park, Precinct 8	267	385	652	1,701	38.33%
Oak Park, Precinct 9	246	369	615	1,638	37.55%
Oak Park, Precinct 10	303	404	707	1,848	38.26%
Oak Park, Precinct 11	161	182	343	1,585	21.64%
Oak Park, Precinct 12	312	364	676	1,782	37.93%
Oak Park, Precinct 13	294	389	683	1,762	38.76%
Oak Park, Precinct 14	280	335	615	1,364	45.09%
Oak Park, Precinct 15	250	310	560	1,380	40.58%
Oak Park, Precinct 16	307	327	634	1,619	39.16%
Pleasant Ridge, Precinct 1	530	780	1,310	2,451	53.45%
Totals	12,861	17,213	30,074	77,871	38.62%

Canvass Results

Canvassed Results

Run Time 7:33 AM
Run Date 08/19/2020

Oakland County, Michigan

Primary Election, Tuesday, August 4, 2020

8/4/2020

Page 186

Official Results

Registered Voters
370035 of 995114 = 37.19%

Precincts Reporting
506 of 506 = 100.00%

Representative in State Legislature 27th District - Republican Party - Vote for not more than 1

Precinct	Elizabeth Goss	Cast Votes	Undervotes	Overvotes	Invalid Votes	Rejected write-in votes	Unresolved write-in votes	Precinct Ballots Cast	Absentee Ballots Cast	Total Ballots Cast	Registered Voters	Turnout Percentage
Royal Oak Township, Precinct 1	0	0	0	0	33	0	0	223	172	395	1,458	27.09%
Royal Oak Township, Precinct 2	3	3	0	0	20	0	0	246	142	388	1,125	34.49%
Berkley, Precinct 1	193	193	21	0	14	0	0	350	520	870	1,997	43.57%
Berkley, Precinct 2	146	146	33	0	10	1	0	332	429	761	1,860	40.91%
Berkley, Precinct 3	140	140	25	0	9	0	0	343	428	771	1,910	40.37%
Berkley, Precinct 4	136	136	29	0	9	0	0	361	432	793	1,921	41.28%
Berkley, Precinct 5	152	152	11	0	8	0	0	320	361	681	1,668	40.83%
Berkley, Precinct 6	147	147	19	0	14	1	0	334	347	681	1,899	35.86%
Berkley, Precinct 7	130	130	21	0	11	0	0	324	405	729	1,872	38.94%
Ferndale, Precinct 1	119	119	20	0	15	0	0	435	851	1,286	2,379	54.06%
Ferndale, Precinct 2	60	60	4	0	9	1	0	333	392	725	1,785	40.62%
Ferndale, Precinct 3	71	71	8	0	7	0	0	361	501	862	1,954	44.11%
Ferndale, Precinct 4	71	71	8	0	6	1	0	313	399	712	1,851	38.47%
Ferndale, Precinct 5	85	85	8	0	11	0	0	386	425	811	1,938	41.85%
Ferndale, Precinct 6	98	98	20	0	8	0	0	333	327	660	1,843	35.81%
Ferndale, Precinct 7	84	84	11	0	9	1	0	291	275	566	1,673	33.83%
Ferndale, Precinct 8	42	42	7	0	7	0	0	229	202	431	1,071	40.24%
Ferndale, Precinct 9	74	74	10	0	7	1	0	378	566	944	1,926	49.01%

Canvass Results

Canvassed Results

Run Time 7:33 AM
Run Date 08/19/2020

Oakland County, Michigan

Primary Election, Tuesday, August 4, 2020

8/4/2020

Page 187

Official Results

Registered Voters
370035 of 995114 = 37.19%

Precincts Reporting
506 of 506 = 100.00%

Representative in State Legislature 27th District - Republican Party - Vote for not more than 1

Precinct	Elizabeth Goss	Cast Votes	Undervotes	Overvotes	Invalid Votes	Rejected write-in votes	Unresolved write-in votes	Precinct Ballots Cast	Absentee Ballots Cast	Total Ballots Cast	Registered Voters	Turnout Percentage
Hazel Park, Precinct 1	113	113	15	0	12	1	0	283	302	585	2,338	25.02%
Hazel Park, Precinct 2	128	128	25	0	14	2	0	267	363	630	2,245	28.06%
Hazel Park, Precinct 3	141	141	27	0	12	1	0	246	244	490	1,996	24.55%
Hazel Park, Precinct 4	102	102	13	0	15	1	0	177	265	442	1,490	29.66%
Hazel Park, Precinct 5	148	148	19	0	20	1	0	238	354	592	2,316	25.56%
Hazel Park, Precinct 6	98	98	12	0	9	1	0	181	252	433	1,912	22.65%
Huntington Woods, Precinct 1	63	63	15	0	6	0	0	228	576	804	1,296	62.04%
Huntington Woods, Precinct 2	63	63	7	0	2	0	0	185	412	597	1,066	56.00%
Huntington Woods, Precinct 3	62	62	18	0	3	0	0	244	432	676	1,134	59.61%
Huntington Woods, Precinct 4	47	47	6	0	3	0	0	199	462	661	1,046	63.19%
Huntington Woods, Precinct 5	66	66	21	0	6	0	0	239	441	680	1,080	62.96%
Oak Park, Precinct 1	31	31	5	0	6	0	0	145	148	293	1,316	22.26%
Oak Park, Precinct 2	98	98	24	0	11	1	0	232	390	622	1,672	37.20%
Oak Park, Precinct 3	119	119	39	1	6	2	0	274	460	734	1,814	40.46%
Oak Park, Precinct 4	48	48	18	0	11	0	0	135	271	406	1,449	28.02%
Oak Park, Precinct 5	12	12	6	0	7	0	0	198	180	378	1,163	32.50%
Oak Park, Precinct 6	39	39	10	0	8	1	0	267	329	596	1,611	37.00%

Canvass Results

Canvassed Results

Run Time 7:33 AM
Run Date 08/19/2020

Oakland County, Michigan

Primary Election, Tuesday, August 4, 2020

8/4/2020

Page 188

Official Results

Registered Voters
370035 of 995114 = 37.19%

Precincts Reporting
506 of 506 = 100.00%

Representative in State Legislature 27th District - Republican Party - Vote for not more than 1

Precinct	Elizabeth Goss	Cast Votes	Undervotes	Overvotes	Invalid Votes	Rejected write-in votes	Unresolved write-in votes	Precinct Ballots Cast	Absentee Ballots Cast	Total Ballots Cast	Registered Voters	Turnout Percentage
Oak Park, Precinct 7	18	18	5	0	10	0	0	281	313	594	1,667	35.63%
Oak Park, Precinct 8	14	14	4	0	12	0	0	267	385	652	1,701	38.33%
Oak Park, Precinct 9	16	16	2	0	10	0	0	246	369	615	1,638	37.55%
Oak Park, Precinct 10	18	18	3	0	7	1	0	303	404	707	1,848	38.26%
Oak Park, Precinct 11	34	34	3	0	14	0	0	161	182	343	1,585	21.64%
Oak Park, Precinct 12	21	21	9	0	3	0	0	312	364	676	1,782	37.93%
Oak Park, Precinct 13	12	12	4	0	11	0	0	294	389	683	1,762	38.76%
Oak Park, Precinct 14	61	61	7	0	2	0	0	280	335	615	1,364	45.09%
Oak Park, Precinct 15	40	40	5	0	8	0	0	250	310	560	1,380	40.58%
Oak Park, Precinct 16	85	85	10	0	12	0	0	307	327	634	1,619	39.16%
Pleasant Ridge, Precinct 1	144	144	21	0	11	0	0	530	780	1,310	2,451	53.45%
Totals	3,592	3,592	608	1	458	18	0	12,861	17,213	30,074	77,871	38.62%

Canvass Results

Canvassed Results

Run Time 7:33 AM
Run Date 08/19/2020

Oakland County, Michigan

Primary Election, Tuesday, August 4, 2020

8/4/2020

Page 72

Official Results

Registered Voters
370035 of 995114 = 37.19%

Precincts Reporting
506 of 506 = 100.00%

Representative in State Legislature 29th District - Democratic Party - Vote for not more than 1

	Brenda Carter	Cast Votes	Undervotes	Overvotes	Invalid Votes	Rejected write-in votes	Unresolved write-in votes	Precinct Ballots Cast	Absentee Ballots Cast	Total Ballots Cast	Registered Voters	Turnout Percentage
Precinct												
Auburn Hills, Precinct 1	155	155	12	0	12	0	0	167	186	353	1,263	27.95%
Auburn Hills, Precinct 2	345	345	18	0	15	1	0	185	325	510	1,493	34.16%
Auburn Hills, Precinct 3	311	311	21	0	13	1	0	230	323	553	2,069	26.73%
Auburn Hills, Precinct 4	269	269	11	0	23	0	0	206	295	501	1,874	26.73%
Auburn Hills, Precinct 5	256	256	34	0	9	1	0	181	337	518	1,357	38.17%
Auburn Hills, Precinct 6	486	486	37	0	17	0	0	184	868	1,052	2,258	46.59%
Auburn Hills, Precinct 7	434	434	15	1	16	4	0	236	388	624	2,009	31.06%
Auburn Hills, Precinct 8	326	326	21	0	16	0	0	201	321	522	1,794	29.10%
Auburn Hills, Precinct 9	228	228	16	0	18	0	0	123	291	414	1,438	28.79%
Keego Harbor, Precinct 1	301	301	27	0	24	0	0	578	0	578	2,185	26.45%
Orchard Lake, Precinct 1	281	281	46	0	31	0	0	734	0	734	2,026	36.23%
Pontiac, Precinct 1	640	640	22	0	32	0	0	316	389	705	2,835	24.87%
Pontiac, Precinct 2	283	283	15	0	36	0	0	163	202	365	2,287	15.96%
Pontiac, Precinct 3	543	543	31	0	26	0	0	333	319	652	2,034	32.06%
Pontiac, Precinct 4	361	361	26	0	15	1	0	230	265	495	1,839	26.92%
Pontiac, Precinct 5	363	363	26	0	18	0	0	245	226	471	1,949	24.17%
Pontiac, Precinct 6	442	442	16	0	26	0	0	324	220	544	2,254	24.13%
Pontiac, Precinct 7	77	77	2	0	9	0	0	54	55	109	1,371	7.95%
Pontiac, Precinct 8	235	235	10	0	21	1	0	176	185	361	2,375	15.20%
Pontiac, Precinct 9	177	177	5	0	12	1	0	107	113	220	1,714	12.84%

Canvass Results

Canvassed Results

Run Time 7:33 AM
Run Date 08/19/2020

Oakland County, Michigan

Primary Election, Tuesday, August 4, 2020

8/4/2020

Page 73

Official Results

Registered Voters
370035 of 995114 = 37.19%

Precincts Reporting
506 of 506 = 100.00%

Representative in State Legislature 29th District - Democratic Party - Vote for not more than 1

Precinct	Brenda Carter	Cast Votes	Undervotes	Overvotes	Invalid Votes	Rejected write-in votes	Unresolved write-in votes	Precinct Ballots Cast	Absentee Ballots Cast	Total Ballots Cast	Registered Voters	Turnout Percentage
Pontiac, Precinct 10	56	56	4	0	6	1	0	43	42	85	589	14.43%
Pontiac, Precinct 11	408	408	23	0	48	2	0	306	317	623	3,079	20.23%
Pontiac, Precinct 12	281	281	7	0	29	1	0	247	172	419	2,377	17.63%
Pontiac, Precinct 13	364	364	16	0	29	1	0	288	218	506	2,145	23.59%
Pontiac, Precinct 14	264	264	4	0	20	0	0	159	157	316	1,987	15.90%
Pontiac, Precinct 15	530	530	10	0	17	2	0	335	263	598	2,542	23.52%
Pontiac, Precinct 16	483	483	10	0	23	1	0	260	294	554	2,531	21.89%
Pontiac, Precinct 17	222	222	4	0	16	0	0	159	141	300	2,366	12.68%
Pontiac, Precinct 18	141	141	1	0	14	0	0	104	78	182	1,982	9.18%
Pontiac, Precinct 19	387	387	10	0	20	2	0	223	211	434	2,788	15.57%
Pontiac, Precinct 20	459	459	15	0	30	0	0	260	280	540	2,209	24.45%
Pontiac, Precinct 21	455	455	12	0	22	0	0	242	275	517	2,808	18.41%
Sylvan Lake, Precinct 1	345	345	28	0	27	1	0	225	438	663	1,532	43.28%
Totals	10,908	10,908	555	1	690	21	0	7,824	8,194	16,018	67,359	23.78%

Canvass Results

Canvassed Results

Run Time 7:33 AM
Run Date 08/19/2020

Oakland County, Michigan

Primary Election, Tuesday, August 4, 2020

8/4/2020

Page 189

Official Results

Registered Voters
370035 of 995114 = 37.19%

Precincts Reporting
506 of 506 = 100.00%

Representative in State Legislature 29th District - Republican Party - Vote for not more than 1

Precinct	Vernon Molnar	S. Dave Sullivan	Cast Votes	Undervotes	Overvotes	Invalid Votes	Rejected write-in votes	Unresolved write-in votes	Precinct Ballots Cast	Absentee Ballots Cast	Total Ballots Cast	Registered Voters	Turnout Percentage
Auburn Hills, Precinct 1	62	81	143	27	0	3	1	0	167	186	353	1,263	27.95%
Auburn Hills, Precinct 2	34	67	101	23	0	6	0	0	185	325	510	1,493	34.16%
Auburn Hills, Precinct 3	87	81	168	25	0	11	4	0	230	323	553	2,069	26.73%
Auburn Hills, Precinct 4	41	116	157	35	0	12	0	0	206	295	501	1,874	26.73%
Auburn Hills, Precinct 5	86	78	164	32	0	10	1	0	181	337	518	1,357	38.17%
Auburn Hills, Precinct 6	153	200	353	126	0	12	2	0	184	868	1,052	2,258	46.59%
Auburn Hills, Precinct 7	72	46	118	28	0	7	0	0	236	388	624	2,009	31.06%
Auburn Hills, Precinct 8	53	67	120	30	0	10	1	0	201	321	522	1,794	29.10%
Auburn Hills, Precinct 9	59	52	111	28	0	7	0	0	123	291	414	1,438	28.79%
Keego Harbor, Precinct 1	54	121	175	33	1	14	2	0	578	0	578	2,185	26.45%
Orchard Lake, Precinct 1	131	157	288	64	0	15	1	0	734	0	734	2,026	36.23%
Pontiac, Precinct 1	4	5	9	0	0	4	0	0	316	389	705	2,835	24.87%
Pontiac, Precinct 2	12	14	26	2	0	17	0	0	163	202	365	2,287	15.96%
Pontiac, Precinct 3	20	25	45	2	0	9	0	0	333	319	652	2,034	32.06%
Pontiac, Precinct 4	24	37	61	23	0	10	0	0	230	265	495	1,839	26.92%
Pontiac, Precinct 5	21	28	49	9	0	3	0	0	245	226	471	1,949	24.17%
Pontiac, Precinct 6	20	28	48	5	0	10	2	0	324	220	544	2,254	24.13%
Pontiac, Precinct 7	5	12	17	0	0	5	0	0	54	55	109	1,371	7.95%
Pontiac, Precinct 8	41	36	77	10	1	7	0	0	176	185	361	2,375	15.20%
Pontiac, Precinct 9	9	12	21	3	0	7	0	0	107	113	220	1,714	12.84%

Canvass Results

Canvassed Results

Run Time 7:33 AM
Run Date 08/19/2020

Oakland County, Michigan

Primary Election, Tuesday, August 4, 2020

8/4/2020

Page 190

Official Results

Registered Voters
370035 of 995114 = 37.19%

Precincts Reporting
506 of 506 = 100.00%

Representative in State Legislature 29th District - Republican Party - Vote for not more than 1

Precinct	Vernon Molnar	S. Dave Sullivan	Cast Votes	Undervotes	Overvotes	Invalid Votes	Rejected write-in votes	Unresolved write-in votes	Precinct Ballots Cast	Absentee Ballots Cast	Total Ballots Cast	Registered Voters	Turnout Percentage
Pontiac, Precinct 10	6	10	16	2	0	1	0	0	43	42	85	589	14.43%
Pontiac, Precinct 11	42	74	116	13	0	13	2	0	306	317	623	3,079	20.23%
Pontiac, Precinct 12	41	44	85	8	0	8	1	0	247	172	419	2,377	17.63%
Pontiac, Precinct 13	31	48	79	10	0	14	0	0	288	218	506	2,145	23.59%
Pontiac, Precinct 14	16	11	27	0	0	7	0	0	159	157	316	1,987	15.90%
Pontiac, Precinct 15	10	21	31	2	0	7	0	0	335	263	598	2,542	23.52%
Pontiac, Precinct 16	15	13	28	6	0	8	0	0	260	294	554	2,531	21.89%
Pontiac, Precinct 17	17	33	50	2	0	10	0	0	159	141	300	2,366	12.68%
Pontiac, Precinct 18	12	8	20	2	0	7	0	0	104	78	182	1,982	9.18%
Pontiac, Precinct 19	4	6	10	2	0	8	0	0	223	211	434	2,788	15.57%
Pontiac, Precinct 20	13	13	26	5	0	9	0	0	260	280	540	2,209	24.45%
Pontiac, Precinct 21	5	17	22	1	0	15	0	0	242	275	517	2,808	18.41%
Sylvan Lake, Precinct 1	86	111	197	54	1	10	0	0	225	438	663	1,532	43.28%
Totals	1,286	1,672	2,958	612	3	296	17	0	7,824	8,194	16,018	67,359	23.78%

Canvass Results

Canvassed Results

Run Time 7:33 AM
Run Date 08/19/2020

Oakland County, Michigan

Primary Election, Tuesday, August 4, 2020

8/4/2020

Page 74

Official Results

Registered Voters

370035 of 995114 = 37.19%

Precincts Reporting

506 of 506 = 100.00%

Representative in State Legislature 35th District - Democratic Party - Vote for not more than 1

Precinct	Kyra Harris Bolden	Shadia Martini	Cast Votes	Undervotes	Overvotes	Invalid Votes	Rejected write-in votes	Unresolved write-in votes	Precinct Ballots Cast	Absentee Ballots Cast	Total Ballots Cast	Registered Voters	Turnout Percentage
Southfield Township, Precinct 1	183	42	225	34	0	10	0	0	171	220	391	935	41.82%
Southfield Township, Precinct 2	269	46	315	28	0	16	1	0	228	278	506	1,092	46.34%
Southfield Township, Precinct 3	204	20	224	26	0	11	1	0	184	216	400	860	46.51%
Southfield Township, Precinct 4	261	49	310	56	0	15	0	0	249	369	618	1,316	46.96%
Southfield Township, Precinct 5	386	42	428	30	0	20	0	0	293	378	671	1,386	48.41%
Southfield Township, Precinct 6	444	78	522	45	0	23	0	0	321	583	904	2,067	43.73%
Southfield Township, Precinct 7	232	31	263	21	1	11	0	0	196	289	485	1,145	42.36%
Southfield Township, Precinct 8	299	77	376	75	0	22	0	0	246	450	696	1,490	46.71%
Southfield Township, Precinct 9	247	63	310	54	1	15	0	0	299	277	576	1,292	44.58%
Southfield Township, Precinct 10	199	36	235	44	0	10	0	0	175	303	478	1,000	47.80%
Lathrup Village, Precinct 1	809	63	872	41	0	30	0	0	290	769	1,059	1,927	54.96%
Lathrup Village, Precinct 2	825	79	904	36	0	12	1	0	324	700	1,024	1,902	53.84%
Southfield, Precinct 1	662	37	699	32	1	26	0	0	206	593	799	1,698	47.06%
Southfield, Precinct 2	743	56	799	37	3	30	1	0	234	747	981	2,071	47.37%

Canvass Results

Canvassed Results

Run Time 7:33 AM
Run Date 08/19/2020

Oakland County, Michigan

Primary Election, Tuesday, August 4, 2020

8/4/2020

Page 75

Official Results

Registered Voters
370035 of 995114 = 37.19%

Precincts Reporting
506 of 506 = 100.00%

Representative in State Legislature 35th District - Democratic Party - Vote for not more than 1

Precinct	Kyra Harris Bolden	Shadia Martini	Cast Votes	Undervotes	Overvotes	Invalid Votes	Rejected write-in votes	Unresolved write-in votes	Precinct Ballots Cast	Absentee Ballots Cast	Total Ballots Cast	Registered Voters	Turnout Percentage
Southfield, Precinct 3	527	43	570	30	0	16	2	0	172	506	678	1,766	38.39%
Southfield, Precinct 4	610	65	675	32	1	38	0	0	196	602	798	2,135	37.38%
Southfield, Precinct 5	373	34	407	17	0	21	0	0	195	354	549	1,234	44.49%
Southfield, Precinct 6	614	27	641	22	0	17	0	0	226	512	738	1,611	45.81%
Southfield, Precinct 7	905	38	943	23	0	41	0	0	247	799	1,046	1,751	59.74%
Southfield, Precinct 8	500	47	547	24	0	24	0	0	189	444	633	1,421	44.55%
Southfield, Precinct 9	419	47	466	24	0	13	0	0	176	401	577	1,867	30.91%
Southfield, Precinct 10	528	79	607	33	1	12	0	0	198	502	700	1,796	38.98%
Southfield, Precinct 11	614	45	659	33	0	21	0	0	202	543	745	1,958	38.05%
Southfield, Precinct 12	584	58	642	24	0	11	0	0	241	470	711	1,551	45.84%
Southfield, Precinct 13	547	50	597	20	2	33	0	0	155	570	725	1,679	43.18%
Southfield, Precinct 14	313	50	363	17	0	19	0	0	109	391	500	1,500	33.33%
Southfield, Precinct 15	443	54	497	18	0	8	0	0	178	387	565	1,404	40.24%
Southfield, Precinct 16	567	50	617	28	3	19	0	0	206	500	706	1,563	45.17%
Southfield, Precinct 17	573	46	619	23	1	19	0	0	197	514	711	1,742	40.82%
Southfield, Precinct 18	512	82	594	20	2	17	2	0	169	486	655	1,875	34.93%
Southfield, Precinct 19	388	41	429	14	1	14	0	0	177	314	491	1,411	34.80%
Southfield, Precinct 20	676	62	738	24	0	23	1	0	209	601	810	1,826	44.36%
Southfield, Precinct 21	748	59	807	28	2	33	0	0	292	598	890	1,946	45.73%
Southfield, Precinct 22	574	95	669	34	0	23	0	0	173	567	740	2,061	35.90%

Canvass Results

Canvassed Results

Run Time 7:33 AM
Run Date 08/19/2020

Oakland County, Michigan

Primary Election, Tuesday, August 4, 2020

8/4/2020

Page 76

Official Results

Registered Voters
370035 of 995114 = 37.19%

Precincts Reporting
506 of 506 = 100.00%

Representative in State Legislature 35th District - Democratic Party - Vote for not more than 1

Precinct	Kyra Harris Bolden	Shadia Martini	Cast Votes	Undervotes	Overvotes	Invalid Votes	Rejected write-in votes	Unresolved write-in votes	Precinct Ballots Cast	Absentee Ballots Cast	Total Ballots Cast	Registered Voters	Turnout Percentage
Southfield, Precinct 23	550	47	597	38	0	14	0	0	194	488	682	2,002	34.07%
Southfield, Precinct 24	486	67	553	22	3	19	1	0	208	421	629	1,809	34.77%
Southfield, Precinct 25	568	32	600	29	1	19	1	0	154	531	685	1,457	47.01%
Southfield, Precinct 26	660	65	725	31	1	23	0	0	198	634	832	1,762	47.22%
Southfield, Precinct 27	169	21	190	11	0	1	0	0	160	44	204	1,718	11.87%
Southfield, Precinct 28	322	78	400	42	0	24	0	0	138	359	497	1,814	27.40%
Southfield, Precinct 29	855	42	897	33	0	30	0	0	253	779	1,032	2,229	46.30%
Southfield, Precinct 30	675	80	755	48	3	24	0	0	186	713	899	2,034	44.20%
Southfield, Precinct 31	468	59	527	35	0	12	1	0	166	435	601	1,978	30.38%
Southfield, Precinct 32	496	51	547	18	1	3	1	0	164	459	623	1,486	41.92%
Southfield, Precinct 33	733	73	806	28	0	27	1	0	276	619	895	1,962	45.62%
Southfield, Precinct 34	338	48	386	17	0	18	0	0	141	353	494	1,491	33.13%
Southfield, Precinct 35	331	58	389	15	0	22	1	0	178	284	462	1,515	30.50%
Southfield, Precinct 36	308	65	373	21	0	15	1	0	143	326	469	1,506	31.14%
Totals	23,737	2,577	26,314	1,435	28	924	16	0	9,882	22,678	32,560	79,041	41.19%

Canvass Results

Canvassed Results

Run Time 7:33 AM
Run Date 03/19/2020

Oakland County, Michigan

Primary Election, Tuesday, August 4, 2020

8/4/2020

Page 191

Official Results

Registered Voters

370035 of 995114 = 37.19%

Precincts Reporting

506 of 506 = 100.00%

Representative in State Legislature 35th District - Republican Party - Vote for not more than 1

Precinct	Daniela Davis	Cast Votes	Undervotes	Overvotes	Invalid Votes	Rejected write-in votes	Unresolved write-in votes	Precinct Ballots Cast	Absentee Ballots Cast	Total Ballots Cast	Registered Voters	Turnout Percentage
Southfield Township, Precinct 1	96	96	20	0	2	0	0	171	220	391	935	41.82%
Southfield Township, Precinct 2	109	109	29	0	5	0	0	228	278	506	1,092	46.34%
Southfield Township, Precinct 3	104	104	21	0	6	1	0	184	216	400	860	46.51%
Southfield Township, Precinct 4	191	191	37	0	8	0	0	249	369	618	1,316	46.96%
Southfield Township, Precinct 5	151	151	20	0	11	1	0	293	378	671	1,386	48.41%
Southfield Township, Precinct 6	244	244	56	0	6	0	0	321	583	904	2,067	43.73%
Southfield Township, Precinct 7	150	150	25	0	7	0	0	196	289	485	1,145	42.36%
Southfield Township, Precinct 8	160	160	33	0	12	1	0	246	450	696	1,490	46.71%
Southfield Township, Precinct 9	148	148	34	0	7	0	0	299	277	576	1,292	44.58%
Southfield Township, Precinct 10	155	155	28	0	4	0	0	175	303	478	1,000	47.80%
Lathrup Village, Precinct 1	98	98	12	0	5	0	0	290	769	1,059	1,927	54.96%
Lathrup Village, Precinct 2	62	62	7	0	4	0	0	324	700	1,024	1,902	53.84%
Southfield, Precinct 1	29	29	3	0	16	0	0	206	593	799	1,698	47.06%
Southfield, Precinct 2	86	86	16	0	10	0	0	234	747	981	2,071	47.37%

Canvass Results

Canvassed Results

Run Time 7:33 AM
Run Date 08/19/2020

Oakland County, Michigan

Primary Election, Tuesday, August 4, 2020

8/4/2020

Page 192

Official Results

Registered Voters

370035 of 995114 = 37.19%

Precincts Reporting

506 of 506 = 100.00%

Representative in State Legislature 35th District - Republican Party - Vote for not more than 1

Precinct	Daniela Davis	Cast Votes	Undervotes	Overvotes	Invalid Votes	Rejected write-in votes	Unresolved write-in votes	Precinct Ballots Cast	Absentee Ballots Cast	Total Ballots Cast	Registered Voters	Turnout Percentage
Southfield, Precinct 3	50	50	6	0	8	1	0	172	506	678	1,766	38.39%
Southfield, Precinct 4	35	35	12	0	9	0	0	196	602	798	2,135	37.38%
Southfield, Precinct 5	68	68	24	0	10	2	0	195	354	549	1,234	44.49%
Southfield, Precinct 6	36	36	16	0	9	0	0	226	512	738	1,611	45.81%
Southfield, Precinct 7	29	29	6	0	16	0	0	247	799	1,046	1,751	59.74%
Southfield, Precinct 8	27	27	9	0	8	0	0	189	444	633	1,421	44.55%
Southfield, Precinct 9	61	61	9	0	4	0	0	176	401	577	1,867	30.91%
Southfield, Precinct 10	34	34	3	1	9	0	0	198	502	700	1,796	38.98%
Southfield, Precinct 11	23	23	5	0	7	0	0	202	543	745	1,958	38.05%
Southfield, Precinct 12	30	30	4	0	1	0	0	241	470	711	1,551	45.84%
Southfield, Precinct 13	52	52	12	0	13	1	0	155	570	725	1,679	43.18%
Southfield, Precinct 14	81	81	12	0	7	1	0	109	391	500	1,500	33.33%
Southfield, Precinct 15	27	27	7	0	9	0	0	178	387	565	1,404	40.24%
Southfield, Precinct 16	26	26	10	0	6	0	0	206	500	706	1,563	45.17%
Southfield, Precinct 17	37	37	5	0	8	0	0	197	514	711	1,742	40.82%
Southfield, Precinct 18	17	17	0	0	5	0	0	169	486	655	1,875	34.93%
Southfield, Precinct 19	28	28	1	0	8	1	0	177	314	491	1,411	34.80%
Southfield, Precinct 20	18	18	4	0	5	0	0	209	601	810	1,826	44.36%
Southfield, Precinct 21	14	14	2	0	8	0	0	292	598	890	1,946	45.73%
Southfield, Precinct 22	10	10	0	0	9	0	0	173	567	740	2,061	35.90%

Canvass Results

Canvassed Results

Run Time 7:33 AM
Run Date 08/19/2020

Oakland County, Michigan

Primary Election, Tuesday, August 4, 2020

8/4/2020

Page 193

Official Results

Registered Voters
370035 of 995114 = 37.19%

Precincts Reporting
506 of 506 = 100.00%

Representative in State Legislature 35th District - Republican Party - Vote for not more than 1

Precinct	Daniela Davis	Cast Votes	Undervotes	Overvotes	Invalid Votes	Rejected write-in votes	Unresolved write-in votes	Precinct Ballots Cast	Absentee Ballots Cast	Total Ballots Cast	Registered Voters	Turnout Percentage
Southfield, Precinct 23	23	23	4	0	9	0	0	194	488	682	2,002	34.07%
Southfield, Precinct 24	17	17	5	0	11	0	0	208	421	629	1,809	34.77%
Southfield, Precinct 25	24	24	3	0	8	1	0	154	531	685	1,457	47.01%
Southfield, Precinct 26	35	35	6	0	13	0	0	198	634	832	1,762	47.22%
Southfield, Precinct 27	1	1	0	0	1	0	0	160	44	204	1,718	11.87%
Southfield, Precinct 28	27	27	0	0	5	1	0	138	359	497	1,814	27.40%
Southfield, Precinct 29	54	54	13	0	11	0	0	253	779	1,032	2,229	46.30%
Southfield, Precinct 30	49	49	8	0	14	0	0	186	713	899	2,034	44.20%
Southfield, Precinct 31	24	24	1	0	4	0	0	166	435	601	1,978	30.38%
Southfield, Precinct 32	42	42	9	0	1	0	0	164	459	623	1,486	41.92%
Southfield, Precinct 33	22	22	7	0	7	0	0	276	619	895	1,962	45.62%
Southfield, Precinct 34	59	59	9	0	9	1	0	141	353	494	1,491	33.13%
Southfield, Precinct 35	31	31	3	0	9	0	0	178	284	462	1,515	30.50%
Southfield, Precinct 36	52	52	5	0	12	0	0	143	326	469	1,506	31.14%
Totals	2,946	2,946	561	1	376	12	0	9,882	22,678	32,560	79,041	41.19%

Canvass Results

Canvassed Results

Run Time 7:33 AM
Run Date 08/19/2020

Oakland County, Michigan

Primary Election, Tuesday, August 4, 2020

8/4/2020

Page 77

Official Results

Registered Voters

370035 of 995114 = 37.19%

Precincts Reporting

506 of 506 = 100.00%

Representative in State Legislature 37th District - Democratic Party - Vote for not more than 1

Precinct	Michael Bridges	Randy Bruce	Samantha Steckloff	Cast Votes	Undervotes	Overvotes	Invalid Votes	Rejected write-in votes	Unresolved write-in votes	Precinct Ballots Cast	Absentee Ballots Cast	Total Ballots Cast	Registered Voters	Turnout Percentage
Farmington, Precinct 1	46	67	191	304	13	1	3	0	0	200	274	474	1,033	45.89%
Farmington, Precinct 2	53	103	233	389	24	0	10	0	0	259	361	620	1,539	40.29%
Farmington, Precinct 3	55	79	213	347	10	0	9	1	0	242	298	540	1,455	37.11%
Farmington, Precinct 4	88	105	199	392	11	0	17	0	0	231	333	564	1,359	41.50%
Farmington, Precinct 5	52	82	160	294	21	1	5	0	0	203	293	496	1,076	46.10%
Farmington, Precinct 6	53	78	180	311	13	0	7	0	0	201	328	529	1,188	44.53%
Farmington Hills, Precinct 1	206	125	337	668	51	0	37	0	0	159	801	960	2,254	42.59%
Farmington Hills, Precinct 2	229	171	369	769	54	3	38	0	0	307	788	1,095	2,473	44.28%
Farmington Hills, Precinct 3	386	120	407	913	41	0	32	1	0	264	1,001	1,265	2,618	48.32%
Farmington Hills, Precinct 4	258	134	333	725	45	0	31	0	0	210	901	1,111	2,476	44.87%
Farmington Hills, Precinct 5	119	103	228	450	21	0	24	0	0	159	548	707	2,169	32.60%
Farmington Hills, Precinct 6	76	55	131	262	20	0	14	0	0	117	245	362	1,407	25.73%
Farmington Hills, Precinct 7	188	117	330	635	41	0	22	1	0	217	816	1,033	2,399	43.06%
Farmington Hills, Precinct 8	159	127	321	607	41	0	10	0	0	209	690	899	2,079	43.24%
Farmington Hills, Precinct 9	226	148	368	742	51	0	34	1	0	252	889	1,141	2,757	41.39%
Farmington Hills, Precinct 10	288	148	413	849	39	1	37	0	0	296	925	1,221	3,053	39.99%
Farmington Hills, Precinct 11	207	134	264	605	37	2	34	2	0	224	663	887	2,459	36.07%
Farmington Hills, Precinct 12	323	134	272	729	31	0	25	0	0	261	735	996	2,127	46.83%
Farmington Hills, Precinct 13	198	126	260	584	32	0	18	0	0	257	620	877	1,945	45.09%
Farmington Hills, Precinct 14	116	176	339	631	21	1	19	0	0	293	762	1,055	2,407	43.83%

Canvass Results

Canvassed Results

Run Time 7:33 AM
Run Date 08/19/2020

Oakland County, Michigan

Primary Election, Tuesday, August 4, 2020

8/4/2020

Page 78

Official Results

Registered Voters

370035 of 995114 = 37.19%

Precincts Reporting

506 of 506 = 100.00%

Representative in State Legislature 37th District - Democratic Party - Vote for not more than 1

Precinct	Michael Bridges	Randy Bruce	Samantha Steckloff	Cast Votes	Undervotes	Overvotes	Invalid Votes	Rejected write-in votes	Unresolved write-in votes	Precinct Ballots Cast	Absentee Ballots Cast	Total Ballots Cast	Registered Voters	Turnout Percentage
Farmington Hills, Precinct 15	91	69	161	321	18	0	8	0	0	140	395	535	1,317	40.62%
Farmington Hills, Precinct 16	230	168	318	716	34	0	22	0	0	251	912	1,163	2,872	40.49%
Farmington Hills, Precinct 17	158	81	219	458	21	1	12	0	0	175	395	570	2,348	24.28%
Farmington Hills, Precinct 18	135	98	195	428	22	1	11	0	0	178	511	689	1,644	41.91%
Farmington Hills, Precinct 19	340	103	257	700	29	0	25	1	0	298	683	981	2,241	43.78%
Farmington Hills, Precinct 20	304	171	332	807	38	0	29	2	0	289	848	1,137	2,905	39.14%
Farmington Hills, Precinct 21	147	116	314	577	27	1	29	2	0	245	668	913	2,791	32.71%
Farmington Hills, Precinct 22	139	79	175	393	12	0	28	0	0	176	510	686	1,937	35.42%
Farmington Hills, Precinct 23	100	115	235	450	18	0	20	0	0	154	604	758	1,972	38.44%
Farmington Hills, Precinct 24	208	119	341	668	50	0	27	0	0	218	955	1,173	2,882	40.70%
Farmington Hills, Precinct 25	214	156	354	724	59	0	26	0	0	204	891	1,095	2,841	38.54%
Farmington Hills, Precinct 26	108	128	297	533	33	1	34	1	0	272	599	871	2,730	31.90%
Farmington Hills, Precinct 27	135	79	248	462	17	1	21	1	0	227	478	705	2,744	25.69%
Totals	5,635	3,814	8,994	18,443	995	14	718	13	0	7,388	20,720	28,108	71,497	39.31%

Canvass Results

Canvassed Results

Run Time 7:33 AM
Run Date 08/19/2020

Oakland County, Michigan

Primary Election, Tuesday, August 4, 2020

8/4/2020

Page 194

Official Results

Registered Voters
370035 of 995114 = 37.19%

Precincts Reporting
506 of 506 = 100.00%

Representative in State Legislature 37th District - Republican Party - Vote for not more than 1

Precinct	Mitch Swoboda	Cast Votes	Undervotes	Overvotes	Invalid Votes	Rejected write-in votes	Unresolved write-in votes	Precinct Ballots Cast	Absentee Ballots Cast	Total Ballots Cast	Registered Voters	Turnout Percentage
Farmington, Precinct 1	130	130	21	0	1	1	0	200	274	474	1,033	45.89%
Farmington, Precinct 2	157	157	33	0	6	1	0	259	361	620	1,539	40.29%
Farmington, Precinct 3	146	146	18	0	9	0	0	242	298	540	1,455	37.11%
Farmington, Precinct 4	115	115	21	0	6	0	0	231	333	564	1,359	41.50%
Farmington, Precinct 5	145	145	24	0	3	0	0	203	293	496	1,076	46.10%
Farmington, Precinct 6	167	167	27	0	3	1	0	201	328	529	1,188	44.53%
Farmington Hills, Precinct 1	165	165	20	0	21	0	0	159	801	960	2,254	42.59%
Farmington Hills, Precinct 2	198	198	21	0	12	0	0	307	788	1,095	2,473	44.28%
Farmington Hills, Precinct 3	231	231	39	0	8	0	0	264	1,001	1,265	2,618	48.32%
Farmington Hills, Precinct 4	262	262	36	0	10	0	0	210	901	1,111	2,476	44.87%
Farmington Hills, Precinct 5	187	187	16	0	12	0	0	159	548	707	2,169	32.60%
Farmington Hills, Precinct 6	60	60	5	0	2	0	0	117	245	362	1,407	25.73%
Farmington Hills, Precinct 7	279	279	37	0	13	1	0	217	816	1,033	2,399	43.06%
Farmington Hills, Precinct 8	202	202	34	0	4	0	0	209	690	899	2,079	43.24%
Farmington Hills, Precinct 9	259	259	40	0	12	1	0	252	889	1,141	2,757	41.39%
Farmington Hills, Precinct 10	247	247	38	0	10	0	0	296	925	1,221	3,053	39.99%
Farmington Hills, Precinct 11	175	175	26	0	9	0	0	224	663	887	2,459	36.07%
Farmington Hills, Precinct 12	186	186	15	0	15	0	0	261	735	996	2,127	46.83%
Farmington Hills, Precinct 13	209	209	28	0	5	0	0	257	620	877	1,945	45.09%
Farmington Hills, Precinct 14	328	328	48	0	5	1	0	293	762	1,055	2,407	43.83%

Canvass Results

Canvassed Results

Run Time 7:33 AM
Run Date 08/19/2020

Oakland County, Michigan

Primary Election, Tuesday, August 4, 2020

8/4/2020

Page 195

Official Results

Registered Voters

370035 of 995114 = 37.19%

Precincts Reporting

506 of 506 = 100.00%

Representative in State Legislature 37th District - Republican Party - Vote for not more than 1

Precinct	Mitch Swoboda	Cast Votes	Undervotes	Overvotes	Invalid Votes	Rejected write-in votes	Unresolved write-in votes	Precinct Ballots Cast	Absentee Ballots Cast	Total Ballots Cast	Registered Voters	Turnout Percentage
Farmington Hills, Precinct 15	161	161	18	0	10	0	0	140	395	535	1,317	40.62%
Farmington Hills, Precinct 16	315	315	59	0	9	0	0	251	912	1,163	2,872	40.49%
Farmington Hills, Precinct 17	60	60	6	0	8	0	0	175	395	570	2,348	24.28%
Farmington Hills, Precinct 18	182	182	38	0	6	0	0	178	511	689	1,644	41.91%
Farmington Hills, Precinct 19	186	186	29	0	12	1	0	298	683	981	2,241	43.78%
Farmington Hills, Precinct 20	226	226	24	0	11	1	0	289	848	1,137	2,905	39.14%
Farmington Hills, Precinct 21	238	238	27	0	11	0	0	245	668	913	2,791	32.71%
Farmington Hills, Precinct 22	216	216	27	0	10	0	0	176	510	686	1,937	35.42%
Farmington Hills, Precinct 23	230	230	27	0	10	0	0	154	604	758	1,972	38.44%
Farmington Hills, Precinct 24	355	355	58	0	18	0	0	218	955	1,173	2,882	40.70%
Farmington Hills, Precinct 25	251	251	27	0	12	1	0	204	891	1,095	2,841	38.54%
Farmington Hills, Precinct 26	230	230	28	0	9	1	0	272	599	871	2,730	31.90%
Farmington Hills, Precinct 27	171	171	22	0	12	1	0	227	478	705	2,744	25.69%
Totals	6,669	6,669	937	0	304	11	0	7,388	20,720	28,108	71,497	39.31%

Canvass Results

Canvassed Results

Run Time 7:33 AM
Run Date 08/19/2020

Oakland County, Michigan

Primary Election, Tuesday, August 4, 2020

8/4/2020

Page 79

Official Results

Registered Voters
370035 of 995114 = 37.19%

Precincts Reporting
506 of 506 = 100.00%

Representative in State Legislature 38th District - Democratic Party - Vote for not more than 1

Precinct	Kelly A. Breen	Megan McAllister	Cast Votes	Undervotes	Overvotes	Invalid Votes	Rejected write-in votes	Unresolved write-in votes	Precinct Ballots Cast	Absentee Ballots Cast	Total Ballots Cast	Registered Voters	Turnout Percentage
Lyon Township, Precinct 1	169	193	362	21	3	41	0	0	312	696	1,008	2,472	40.78%
Lyon Township, Precinct 2	49	49	98	7	0	5	0	0	60	181	241	518	46.53%
Lyon Township, Precinct 3	131	153	284	30	0	40	1	0	286	590	876	2,447	35.80%
Lyon Township, Precinct 4	94	157	251	35	0	30	0	0	260	472	732	1,884	38.85%
Lyon Township, Precinct 5	159	189	348	39	0	42	0	0	284	784	1,068	2,229	47.91%
Lyon Township, Precinct 6	197	242	439	48	1	41	0	0	352	1,002	1,354	3,075	44.03%
Lyon Township, Precinct 7	31	37	68	4	0	4	0	0	33	99	132	438	30.14%
Lyon Township, Precinct 8	28	34	62	7	0	15	0	0	111	134	245	485	50.52%
Lyon Township, Precinct 9	170	189	359	35	2	45	1	0	360	676	1,036	2,106	49.19%
Novi Township, Precinct 1	26	12	38	0	0	1	0	0	76	0	76	136	55.88%
Northville, Precinct 2	340	255	595	35	0	28	0	0	289	888	1,177	2,675	44.00%
Novi, Precinct 1	228	200	428	18	1	19	0	0	212	636	848	1,925	44.05%
Novi, Precinct 2	256	272	528	27	0	21	0	0	277	695	972	2,438	39.87%
Novi, Precinct 3	204	190	394	10	0	13	0	0	175	491	666	1,810	36.80%
Novi, Precinct 4	272	231	503	19	0	19	0	0	232	584	816	1,994	40.92%
Novi, Precinct 5	111	153	264	15	0	17	0	0	177	351	528	1,731	30.50%
Novi, Precinct 6	222	209	431	26	0	32	0	0	150	604	754	2,022	37.29%
Novi, Precinct 7	181	215	396	19	0	13	0	0	174	455	629	1,909	32.95%
Novi, Precinct 8	188	173	361	28	1	16	0	0	182	481	663	1,874	35.38%
Novi, Precinct 9	215	195	410	34	0	19	0	0	141	625	766	1,663	46.06%

Canvass Results

Canvassed Results

Run Time 7:33 AM
Run Date 08/19/2020

Oakland County, Michigan

Primary Election, Tuesday, August 4, 2020

8/4/2020

Page 80

Official Results

Registered Voters

370035 of 995114 = 37.19%

Precincts Reporting

506 of 506 = 100.00%

Representative in State Legislature 38th District - Democratic Party - Vote for not more than 1

Precinct	Kelly A. Breen	Megan McAllister	Cast Votes	Undervotes	Overvotes	Invalid Votes	Rejected write-in votes	Unresolved write-in votes	Precinct Ballots Cast	Absentee Ballots Cast	Total Ballots Cast	Registered Voters	Turnout Percentage
Novi, Precinct 10	164	144	308	69	0	12	0	0	115	663	778	1,265	61.50%
Novi, Precinct 11	163	146	309	15	1	21	1	0	166	320	486	2,050	23.71%
Novi, Precinct 12	161	198	359	11	1	15	0	0	211	273	484	2,087	23.19%
Novi, Precinct 13	223	151	374	10	0	20	1	0	160	484	644	1,927	33.42%
Novi, Precinct 14	111	96	207	8	0	12	0	0	80	259	339	1,108	30.60%
Novi, Precinct 15	148	193	341	13	1	10	0	0	182	419	601	1,543	38.95%
Novi, Precinct 16	242	140	382	22	0	17	0	0	159	606	765	1,785	42.86%
Novi, Precinct 17	153	170	323	9	0	16	0	0	151	494	645	1,584	40.72%
Novi, Precinct 18	232	144	376	10	1	14	0	0	237	529	766	1,908	40.15%
Novi, Precinct 19	234	162	396	24	0	21	0	0	154	636	790	1,942	40.68%
Novi, Precinct 20	132	70	202	15	0	6	0	0	101	309	410	1,171	35.01%
Novi, Precinct 21	205	178	383	21	0	12	0	0	157	538	695	1,703	40.81%
Novi, Precinct 22	134	156	290	4	0	18	1	0	166	271	437	1,759	24.84%
Novi, Precinct 23	165	131	296	9	0	8	0	0	139	433	572	1,535	37.26%
Novi, Precinct 24	185	138	323	16	2	14	0	0	155	508	663	1,803	36.77%
Novi, Precinct 25	67	80	147	5	1	0	0	0	85	239	324	1,060	30.57%
South Lyon, Precinct 1	229	328	557	47	2	64	0	0	485	920	1,405	3,210	43.77%
South Lyon, Precinct 2	143	203	346	30	1	42	0	0	421	429	850	2,255	37.69%
South Lyon, Precinct 3	202	225	427	26	1	20	0	0	477	566	1,043	2,262	46.11%
South Lyon, Precinct 4	73	161	234	14	0	19	0	0	333	231	564	1,694	33.29%

Canvass Results

Canvassed Results

Run Time 7:33 AM
Run Date 08/19/2020

Oakland County, Michigan

Primary Election, Tuesday, August 4, 2020

8/4/2020

Page 81

Official Results

Registered Voters

370035 of 993114 = 37.19%

Precincts Reporting

506 of 506 = 100.00%

Representative in State Legislature 38th District - Democratic Party - Vote for not more than 1

Precinct	Kelly A. Breen	Megan McAllister	Cast Votes	Undervotes	Overvotes	Invalid Votes	Rejected write-in votes	Unresolved write-in votes	Precinct Ballots Cast	Absentee Ballots Cast	Total Ballots Cast	Registered Voters	Turnout Percentage
Walled Lake, Precinct 1	131	99	230	10	1	19	0	0	254	217	471	2,031	23.19%
Walled Lake, Precinct 2	175	132	307	27	0	24	0	0	331	332	663	2,053	32.29%
Walled Lake, Precinct 3	108	114	222	17	0	19	0	0	221	250	471	1,501	31.38%
Totals	7,051	6,907	13,958	889	20	884	5	0	9,083	20,370	29,453	77,067	38.22%

Canvass Results

Canvassed Results

Run Time 7:33 AM
Run Date 08/19/2020

Oakland County, Michigan

Primary Election, Tuesday, August 4, 2020

8/4/2020

Page 196

Official Results

Registered Voters
370035 of 995114 = 37.19%

Precincts Reporting
506 of 506 = 100.00%

Representative in State Legislature 38th District - Republican Party - Vote for not more than 1

Precinct	Sreenivas Cherukuri	Krista Spencer	Chase Turner	Cast Votes	Undervotes	Overvotes	Invalid Votes	Rejected write-in votes	Unresolved write-in votes	Precinct Ballots Cast	Absentee Ballots Cast	Total Ballots Cast	Registered Voters	Turnout Percentage
Lyon Township, Precinct 1	92	77	287	456	85	1	20	1	0	312	696	1,008	2,472	40.78%
Lyon Township, Precinct 2	15	19	63	97	21	0	10	0	0	60	181	241	518	46.53%
Lyon Township, Precinct 3	71	70	277	418	74	0	12	0	0	286	590	876	2,447	35.80%
Lyon Township, Precinct 4	72	48	237	357	39	0	6	0	0	260	472	732	1,884	38.85%
Lyon Township, Precinct 5	92	74	345	511	77	1	16	0	0	284	784	1,068	2,229	47.91%
Lyon Township, Precinct 6	141	79	473	693	85	1	20	0	0	352	1,002	1,354	3,075	44.03%
Lyon Township, Precinct 7	18	7	27	52	1	0	0	0	0	33	99	132	438	30.14%
Lyon Township, Precinct 8	39	26	73	138	18	0	6	0	0	111	134	245	485	50.52%
Lyon Township, Precinct 9	81	73	289	443	84	1	23	0	0	360	676	1,036	2,106	49.19%
Novi Township, Precinct 1	10	8	13	31	4	0	2	0	0	76	0	76	136	55.88%
Northville, Precinct 2	86	83	301	470	34	1	18	0	0	289	888	1,177	2,675	44.00%
Novi, Precinct 1	82	40	239	361	12	0	6	0	0	212	636	848	1,925	44.05%
Novi, Precinct 2	117	38	214	369	15	0	17	0	0	277	695	972	2,438	39.87%
Novi, Precinct 3	39	43	144	226	14	0	13	0	0	175	491	666	1,810	36.80%
Novi, Precinct 4	48	31	177	256	12	0	7	2	0	232	584	816	1,994	40.92%
Novi, Precinct 5	58	33	115	206	11	0	17	0	0	177	351	528	1,731	30.50%
Novi, Precinct 6	47	45	138	230	18	0	16	2	0	150	604	754	2,022	37.29%
Novi, Precinct 7	38	20	123	181	7	0	13	0	0	174	455	629	1,909	32.95%
Novi, Precinct 8	46	46	137	229	18	0	10	1	0	182	481	663	1,874	35.38%
Novi, Precinct 9	43	41	173	257	34	0	10	0	0	141	625	766	1,663	46.06%

Canvass Results

Canvassed Results

Run Time 7:33 AM
Run Date 08/19/2020

Oakland County, Michigan

Primary Election, Tuesday, August 4, 2020

8/4/2020

Page 197

Official Results

Registered Voters
370035 of 995114 = 37.19%

Precincts Reporting
506 of 506 = 100.00%

Representative in State Legislature 38th District - Republican Party - Vote for not more than 1

Precinct	Sreenivas Cherukuri	Krista Spencer	Chase Turner	Cast Votes	Undervotes	Overvotes	Invalid Votes	Rejected write-in votes	Unresolved write-in votes	Precinct Ballots Cast	Absentee Ballots Cast	Total Ballots Cast	Registered Voters	Turnout Percentage
Novi, Precinct 10	96	57	178	331	47	0	12	0	0	115	663	778	1,265	61.50%
Novi, Precinct 11	23	21	75	119	10	0	16	0	0	166	320	486	2,050	23.71%
Novi, Precinct 12	10	23	59	92	2	0	7	0	0	211	273	484	2,087	23.19%
Novi, Precinct 13	46	24	151	221	10	0	12	0	0	160	484	644	1,927	33.42%
Novi, Precinct 14	26	20	56	102	3	0	7	0	0	80	259	339	1,108	30.60%
Novi, Precinct 15	67	30	122	219	6	1	13	0	0	182	419	601	1,543	38.95%
Novi, Precinct 16	81	26	210	317	12	1	8	0	0	159	606	765	1,785	42.86%
Novi, Precinct 17	73	29	168	270	13	0	13	0	0	151	494	645	1,584	40.72%
Novi, Precinct 18	99	49	174	322	32	0	9	0	0	237	529	766	1,908	40.15%
Novi, Precinct 19	74	43	195	312	25	0	10	0	0	154	636	790	1,942	40.68%
Novi, Precinct 20	55	22	95	172	10	0	5	0	0	101	309	410	1,171	35.01%
Novi, Precinct 21	130	19	97	246	19	0	13	0	0	157	538	695	1,703	40.81%
Novi, Precinct 22	30	16	59	105	7	0	12	0	0	166	271	437	1,759	24.84%
Novi, Precinct 23	88	38	110	236	11	0	14	0	0	139	433	572	1,535	37.26%
Novi, Precinct 24	82	33	168	283	12	1	10	1	0	155	508	663	1,803	36.77%
Novi, Precinct 25	43	17	99	159	9	0	3	0	0	85	239	324	1,060	30.57%
South Lyon, Precinct 1	113	119	361	593	73	1	33	2	0	485	920	1,405	3,210	43.77%
South Lyon, Precinct 2	73	60	221	354	46	0	21	0	0	421	429	850	2,255	37.69%
South Lyon, Precinct 3	103	50	314	467	51	0	19	0	0	477	566	1,043	2,262	46.11%
South Lyon, Precinct 4	70	48	123	241	21	0	8	0	0	333	231	564	1,694	33.29%

Canvass Results

Canvassed Results

Run Time 7:33 AM
Run Date 08/19/2020

Oakland County, Michigan

Primary Election, Tuesday, August 4, 2020

8/4/2020

Page 198

Official Results

Registered Voters

370035 of 995114 = 37.19%

Precincts Reporting

506 of 506 = 100.00%

Representative in State Legislature 38th District - Republican Party - Vote for not more than 1

Precinct	Sreenivas Cherukuri	Krista Spencer	Chase Turner	Cast Votes	Undervotes	Overvotes	Invalid Votes	Rejected write-in votes	Unresolved write-in votes	Precinct Ballots Cast	Absentee Ballots Cast	Total Ballots Cast	Registered Voters	Turnout Percentage
Walled Lake, Precinct 1	33	46	113	192	13	0	10	0	0	254	217	471	2,031	23.19%
Walled Lake, Precinct 2	53	50	170	273	11	0	24	0	0	331	332	663	2,053	32.29%
Walled Lake, Precinct 3	27	30	138	195	6	0	13	0	0	221	250	471	1,501	31.38%
Totals	2,730	1,771	7,301	11,802	1,112	9	534	9	0	9,083	20,370	29,453	77,067	38.22%

Canvass Results

Canvassed Results

Run Time 7:33 AM
Run Date 08/19/2020

Oakland County, Michigan

Primary Election, Tuesday, August 4, 2020

8/4/2020

Page 82

Official Results

Registered Voters
370035 of 995114 = 37.19%

Precincts Reporting
506 of 506 = 100.00%

Representative in State Legislature 39th District - Democratic Party - Vote for not more than 1

Precinct	Julia Pulver	Cast Votes	Undervotes	Overvotes	Invalid Votes	Rejected write-in votes	Unresolved write-in votes	Precinct Ballots Cast	Absentee Ballots Cast	Total Ballots Cast	Registered Voters	Turnout Percentage
Commerce Township, Precinct 1	278	278	20	0	21	0	0	339	486	825	2,289	36.04%
Commerce Township, Precinct 2	324	324	25	0	13	0	0	237	548	785	2,479	31.67%
Commerce Township, Precinct 3	514	514	53	0	38	0	0	211	777	988	2,558	38.62%
Commerce Township, Precinct 4	299	299	26	0	31	0	0	270	526	796	2,445	32.56%
Commerce Township, Precinct 5	352	352	36	0	13	0	0	281	641	922	2,633	35.02%
Commerce Township, Precinct 6	251	251	22	0	32	1	0	241	401	642	1,959	32.77%
Commerce Township, Precinct 7	320	320	25	0	24	1	0	259	742	1,001	2,359	42.43%
Commerce Township, Precinct 8	333	333	42	0	33	1	0	299	698	997	2,542	39.22%
Commerce Township, Precinct 9	385	385	26	0	32	0	0	313	635	948	2,772	34.20%
Commerce Township, Precinct 10	294	294	28	0	30	0	0	244	509	753	2,249	33.48%
Commerce Township, Precinct 11	335	335	46	0	30	0	0	225	613	838	2,537	33.03%
Commerce Township, Precinct 12	180	180	12	0	13	0	0	171	293	464	1,428	32.49%

Canvass Results

Canvassed Results

Run Time 7:33 AM
Run Date 08/19/2020

Oakland County, Michigan

Primary Election, Tuesday, August 4, 2020

8/4/2020

Page 83

Official Results**Registered Voters**

370035 of 995114 = 37.19%

Precincts Reporting

506 of 506 = 100.00%

Representative in State Legislature 39th District - Democratic Party - Vote for not more than 1

Precinct	Julia Pulver	Cast Votes	Undervotes	Overvotes	Invalid Votes	Rejected write-in votes	Unresolved write-in votes	Precinct Ballots Cast	Absentee Ballots Cast	Total Ballots Cast	Registered Voters	Turnout Percentage
Commerce Township, Precinct 13	342	342	44	0	38	1	0	276	545	821	2,500	32.84%
Commerce Township, Precinct 14	153	153	11	0	8	0	0	195	180	375	1,886	19.88%
Commerce Township, Precinct 15	235	235	16	0	20	0	0	278	419	697	1,975	35.29%
West Bloomfield Township, Precinct 2	400	400	46	0	15	0	0	219	581	800	2,397	33.38%
West Bloomfield Township, Precinct 4	514	514	57	0	17	3	0	219	702	921	2,445	37.67%
West Bloomfield Township, Precinct 5	459	459	46	0	21	0	0	261	595	856	2,328	36.77%
West Bloomfield Township, Precinct 6	405	405	96	0	15	0	0	179	502	681	2,029	33.56%
West Bloomfield Township, Precinct 8	493	493	75	0	24	0	0	259	733	992	2,458	40.36%
West Bloomfield Township, Precinct 12	667	667	111	0	35	0	0	176	850	1,026	2,519	40.73%
West Bloomfield Township, Precinct 14	287	287	29	0	12	0	0	233	429	662	1,834	36.10%
West Bloomfield Township, Precinct 18	394	394	81	0	25	1	0	182	598	780	1,828	42.67%
West Bloomfield Township, Precinct 20	344	344	54	0	12	1	0	148	429	577	1,473	39.17%

Canvass Results

Canvassed Results

Run Time: 7:33 AM
Run Date: 08/19/2020

Oakland County, Michigan

Primary Election, Tuesday, August 4, 2020

8/4/2020

Page 84

Official Results

Registered Voters

370035 of 995114 = 37.19%

Precincts Reporting

506 of 506 = 100.00%

Representative in State Legislature 39th District - Democratic Party - Vote for not more than 1

Precinct	Julia Pulver	Cast Votes	Undervotes	Overvotes	Invalid Votes	Rejected write-in votes	Unresolved write-in votes	Precinct Ballots Cast	Absentee Ballots Cast	Total Ballots Cast	Registered Voters	Turnout Percentage
West Bloomfield Township, Precinct 21	401	401	48	0	19	2	0	151	445	596	1,908	31.24%
West Bloomfield Township, Precinct 22	649	649	93	0	45	0	0	162	893	1,055	2,668	39.54%
West Bloomfield Township, Precinct 23	612	612	97	0	29	4	0	203	815	1,018	2,818	36.12%
West Bloomfield Township, Precinct 24	357	357	41	0	14	0	0	173	447	620	1,944	31.89%
West Bloomfield Township, Precinct 25	462	462	39	0	19	1	0	235	669	904	2,163	41.79%
Wixom, Precinct 1	412	412	27	0	30	0	0	271	720	991	2,710	36.57%
Wixom, Precinct 2	327	327	28	0	9	0	0	259	545	804	2,199	36.56%
Wixom, Precinct 3	387	387	24	0	28	1	0	213	401	614	3,301	18.60%
Wixom, Precinct 4	432	432	35	0	29	1	0	304	682	986	2,748	35.88%
Totals	12,597	12,597	1,459	0	774	18	0	7,686	19,049	26,735	76,381	35.00%

Canvass Results

Canvassed Results

Run Time 7:33 AM
Run Date 08/19/2020

Oakland County, Michigan

Primary Election, Tuesday, August 4, 2020

8/4/2020

Page 199

Official Results

Registered Voters

370035 of 995114 = 37.19%

Precincts Reporting

506 of 506 = 100.00%

Representative in State Legislature 39th District - Republican Party - Vote for not more than 1

Precinct	Ryan Berman	Cast Votes	Undervotes	Overvotes	Invalid Votes	Rejected write-in votes	Unresolved write-in votes	Precinct Ballots Cast	Absentee Ballots Cast	Total Ballots Cast	Registered Voters	Turnout Percentage
Commerce Township, Precinct 1	418	418	73	0	13	1	0	339	486	825	2,289	36.04%
Commerce Township, Precinct 2	356	356	52	0	10	0	0	237	548	785	2,479	31.67%
Commerce Township, Precinct 3	314	314	46	0	21	0	0	211	777	988	2,558	38.62%
Commerce Township, Precinct 4	369	369	47	0	14	2	0	270	526	796	2,445	32.56%
Commerce Township, Precinct 5	449	449	60	0	9	0	0	281	641	922	2,633	35.02%
Commerce Township, Precinct 6	273	273	40	0	20	1	0	241	401	642	1,959	32.77%
Commerce Township, Precinct 7	529	529	79	0	11	2	0	259	742	1,001	2,359	42.43%
Commerce Township, Precinct 8	495	495	64	0	25	1	0	299	698	997	2,542	39.22%
Commerce Township, Precinct 9	436	436	55	0	12	0	0	313	635	948	2,772	34.20%
Commerce Township, Precinct 10	336	336	46	0	13	1	0	244	509	753	2,249	33.48%
Commerce Township, Precinct 11	347	347	67	0	15	0	0	225	613	838	2,537	33.03%
Commerce Township, Precinct 12	226	226	24	0	7	0	0	171	293	464	1,428	32.49%

Canvass Results

Canvassed Results

Run Time 7:33 AM
Run Date 08/19/2020

Oakland County, Michigan

Primary Election, Tuesday, August 4, 2020

8/4/2020

Page 200

Official Results

Registered Voters

370035 of 995114 = 37.19%

Precincts Reporting

506 of 506 = 100.00%

Representative in State Legislature 39th District - Republican Party - Vote for not more than 1

Precinct	Ryan Berman	Cast Votes	Undervotes	Overvotes	Invalid Votes	Rejected write-in votes	Unresolved write-in votes	Precinct Ballots Cast	Absentee Ballots Cast	Total Ballots Cast	Registered Voters	Turnout Percentage
Commerce Township, Precinct 13	324	324	46	0	23	0	0	276	545	821	2,500	32.84%
Commerce Township, Precinct 14	172	172	23	0	5	1	0	195	180	375	1,886	19.88%
Commerce Township, Precinct 15	339	339	67	0	7	1	0	278	419	697	1,975	35.29%
West Bloomfield Township, Precinct 2	260	260	44	0	20	0	0	219	581	800	2,397	33.38%
West Bloomfield Township, Precinct 4	252	252	41	0	21	0	0	219	702	921	2,445	37.67%
West Bloomfield Township, Precinct 5	283	283	29	0	13	1	0	261	595	856	2,328	36.77%
West Bloomfield Township, Precinct 6	129	129	20	0	11	0	0	179	502	681	2,029	33.56%
West Bloomfield Township, Precinct 8	316	316	41	0	31	0	0	259	733	992	2,458	40.36%
West Bloomfield Township, Precinct 12	158	158	25	1	24	0	0	176	850	1,026	2,519	40.73%
West Bloomfield Township, Precinct 14	266	266	40	0	16	1	0	233	429	662	1,834	36.10%
West Bloomfield Township, Precinct 18	216	216	31	0	24	0	0	182	598	780	1,828	42.67%
West Bloomfield Township, Precinct 20	135	135	9	0	11	1	0	148	429	577	1,473	39.17%

Canvass Results

Canvassed Results

Run Time 7:33 AM
Run Date 08/19/2020

Oakland County, Michigan

Primary Election, Tuesday, August 4, 2020

8/4/2020

Page 201

Official Results

Registered Voters
370035 of 995114 = 37.19%

Precincts Reporting
506 of 506 = 100.00%

Representative in State Legislature 39th District - Republican Party - Vote for not more than 1

Precinct	Ryan Berman	Cast Votes	Undervotes	Overvotes	Invalid Votes	Rejected write-in votes	Unresolved write-in votes	Precinct Ballots Cast	Absentee Ballots Cast	Total Ballots Cast	Registered Voters	Turnout Percentage
West Bloomfield Township, Precinct 21	108	108	8	0	6	0	0	151	445	596	1,908	31.24%
West Bloomfield Township, Precinct 22	201	201	23	0	31	0	0	162	893	1,055	2,668	39.54%
West Bloomfield Township, Precinct 23	218	218	23	0	29	0	0	203	815	1,018	2,818	36.12%
West Bloomfield Township, Precinct 24	163	163	22	0	20	0	0	173	447	620	1,944	31.89%
West Bloomfield Township, Precinct 25	320	320	33	0	16	1	0	235	669	904	2,163	41.79%
Wixom, Precinct 1	447	447	56	0	23	1	0	271	720	991	2,710	36.57%
Wixom, Precinct 2	362	362	54	0	13	1	0	259	545	804	2,199	36.56%
Wixom, Precinct 3	147	147	16	0	18	0	0	213	401	614	3,301	18.60%
Wixom, Precinct 4	409	409	60	0	22	0	0	304	682	986	2,748	35.88%
Totals	9,773	9,773	1,364	1	554	16	0	7,686	19,049	26,735	76,381	35.00%

Canvass Results

Canvassed Results

Run Time 7:33 AM
Run Date 08/19/2020

Oakland County, Michigan

Primary Election, Tuesday, August 4, 2020

8/4/2020

Page 85

Official Results**Registered Voters**

370035 of 995114 = 37.19%

Precincts Reporting

506 of 506 = 100.00%

Representative in State Legislature 40th District - Democratic Party - Vote for not more than 1

Precinct	Mari Manoojian	Cast Votes	Undervotes	Overvotes	Invalid Votes	Rejected write-in votes	Unresolved write-in votes	Precinct Ballots Cast	Absentee Ballots Cast	Total Ballots Cast	Registered Voters	Turnout Percentage
Bloomfield Township, Precinct 1	257	257	16	0	31	1	0	190	448	638	1,693	37.68%
Bloomfield Township, Precinct 2	467	467	29	0	49	1	0	307	663	970	2,249	43.13%
Bloomfield Township, Precinct 3	477	477	31	0	43	1	0	318	626	944	2,138	44.15%
Bloomfield Township, Precinct 4	344	344	18	0	31	1	0	233	570	803	1,543	52.04%
Bloomfield Township, Precinct 5	456	456	30	1	36	1	0	326	725	1,051	2,259	46.53%
Bloomfield Township, Precinct 6	373	373	26	0	26	0	0	342	704	1,046	2,023	51.71%
Bloomfield Township, Precinct 7	391	391	32	0	29	2	0	384	721	1,105	2,175	50.80%
Bloomfield Township, Precinct 8	395	395	51	0	34	0	0	206	754	960	2,051	46.81%
Bloomfield Township, Precinct 9	446	446	32	0	32	0	0	308	815	1,123	2,350	47.79%
Bloomfield Township, Precinct 10	376	376	23	0	24	0	0	226	589	815	1,781	45.76%
Bloomfield Township, Precinct 11	316	316	23	0	14	1	0	154	467	621	1,371	45.30%
Bloomfield Township, Precinct 12	468	468	64	0	35	0	0	255	811	1,066	1,977	53.92%

Canvass Results

Canvassed Results

Run Time 7:33 AM
Run Date 08/19/2020

Oakland County, Michigan

Primary Election, Tuesday, August 4, 2020

8/4/2020

Page 86

Official Results

Registered Voters
370035 of 995114 = 37.19%

Precincts Reporting
506 of 506 = 100.00%

Representative in State Legislature 40th District - Democratic Party - Vote for not more than 1

Precinct	Mari Manooogian	Cast Votes	Undervotes	Overvotes	Invalid Votes	Rejected write-in votes	Unresolved write-in votes	Precinct Ballots Cast	Absentee Ballots Cast	Total Ballots Cast	Registered Voters	Turnout Percentage
Bloomfield Township, Precinct 13	472	472	28	0	20	0	0	233	638	871	1,792	48.60%
Bloomfield Township, Precinct 14	437	437	49	0	26	2	0	266	644	910	1,694	53.72%
Bloomfield Township, Precinct 15	475	475	48	0	49	0	0	351	911	1,262	2,634	47.91%
Bloomfield Township, Precinct 16	417	417	66	0	40	0	0	339	927	1,266	3,039	41.66%
Bloomfield Township, Precinct 17	633	633	72	0	47	1	0	314	920	1,234	2,280	54.12%
Bloomfield Township, Precinct 18	406	406	36	0	27	0	0	273	731	1,004	2,126	47.22%
West Bloomfield Township, Precinct 1	633	633	83	0	26	1	0	220	777	997	2,312	43.12%
West Bloomfield Township, Precinct 3	235	235	35	0	11	0	0	153	302	455	1,101	41.33%
West Bloomfield Township, Precinct 7	434	434	72	0	23	0	0	136	536	672	1,635	41.10%
West Bloomfield Township, Precinct 9	530	530	67	0	29	0	0	214	580	794	1,829	43.41%
West Bloomfield Township, Precinct 10	661	661	93	0	22	3	0	175	904	1,079	2,570	41.98%
West Bloomfield Township, Precinct 11	580	580	66	0	27	1	0	193	649	842	2,251	37.41%

Canvass Results

Canvassed Results

Run Time 7:33 AM
Run Date 08/19/2020

Oakland County, Michigan

Primary Election, Tuesday, August 4, 2020

8/4/2020

Page 87

Official Results

Registered Voters
370035 of 995114 = 37.19%

Precincts Reporting
506 of 506 = 100.00%

Representative in State Legislature 40th District - Democratic Party - Vote for not more than 1

Precinct	Mari Manooagian	Cast Votes	Undervotes	Overvotes	Invalid Votes	Rejected write-in votes	Unresolved write-in votes	Precinct Ballots Cast	Absentee Ballots Cast	Total Ballots Cast	Registered Voters	Turnout Percentage
West Bloomfield Township, Precinct 13	643	643	89	0	37	4	0	218	816	1,034	2,094	49.38%
West Bloomfield Township, Precinct 15	782	782	92	0	30	1	0	234	965	1,199	2,783	43.08%
West Bloomfield Township, Precinct 16	585	585	110	0	29	1	0	240	919	1,159	2,479	46.75%
West Bloomfield Township, Precinct 17	643	643	98	1	31	2	0	208	841	1,049	2,303	45.55%
West Bloomfield Township, Precinct 19	696	696	80	0	31	2	0	194	800	994	2,016	49.31%
Birmingham, Precinct 1	441	441	28	0	26	1	0	317	501	818	2,058	39.75%
Birmingham, Precinct 2	462	462	37	0	18	0	0	333	492	825	2,022	40.80%
Birmingham, Precinct 3	443	443	18	0	13	1	0	307	386	693	1,802	38.46%
Birmingham, Precinct 4	463	463	45	0	18	0	0	321	519	840	2,036	41.26%
Birmingham, Precinct 5	489	489	46	0	21	1	0	335	527	862	2,025	42.57%
Birmingham, Precinct 6	521	521	53	0	32	0	0	283	623	906	2,347	38.60%
Birmingham, Precinct 7	545	545	34	0	20	1	0	399	462	861	2,397	35.92%
Birmingham, Precinct 8	439	439	33	0	19	1	0	328	437	765	2,019	37.89%
Birmingham, Precinct 9	346	346	20	0	18	1	0	284	274	558	1,586	35.18%
Bloomfield Hills, Precinct 1	420	420	43	0	30	0	0	287	683	970	2,139	45.35%
Bloomfield Hills, Precinct 2	265	265	43	0	17	0	0	174	504	678	1,715	39.53%
Totals	18,862	18,862	1,959	2	1,121	32	0	10,578	26,161	36,739	82,694	44.43%

Canvass Results

Canvassed Results

Run Time 7:33 AM
Run Date 08/19/2020

Oakland County, Michigan

Primary Election, Tuesday, August 4, 2020

8/4/2020

Page 202

Official Results

Registered Voters
370035 of 995114 = 37.19%

Precincts Reporting
506 of 506 = 100.00%

Representative in State Legislature 40th District - Republican Party - Vote for not more than 1

Precinct	Kendra Cleary	Cast Votes	Undervotes	Overvotes	Invalid Votes	Rejected write-in votes	Unresolved write-in votes	Precinct Ballots Cast	Absentee Ballots Cast	Total Ballots Cast	Registered Voters	Turnout Percentage
Bloomfield Township, Precinct 1	230	230	88	1	12	0	0	190	448	638	1,693	37.68%
Bloomfield Township, Precinct 2	271	271	122	0	7	2	0	307	663	970	2,249	43.13%
Bloomfield Township, Precinct 3	294	294	78	0	7	0	0	318	626	944	2,138	44.15%
Bloomfield Township, Precinct 4	295	295	102	0	9	1	0	233	570	803	1,543	52.04%
Bloomfield Township, Precinct 5	381	381	123	0	7	0	0	326	725	1,051	2,259	46.53%
Bloomfield Township, Precinct 6	446	446	143	0	8	0	0	342	704	1,046	2,023	51.71%
Bloomfield Township, Precinct 7	445	445	176	0	13	2	0	384	721	1,105	2,175	50.80%
Bloomfield Township, Precinct 8	328	328	110	0	15	3	0	206	754	960	2,051	46.81%
Bloomfield Township, Precinct 9	441	441	137	0	12	1	0	308	815	1,123	2,350	47.79%
Bloomfield Township, Precinct 10	283	283	96	0	6	1	0	226	589	815	1,781	45.76%
Bloomfield Township, Precinct 11	192	192	68	0	6	0	0	154	467	621	1,371	45.30%
Bloomfield Township, Precinct 12	334	334	128	0	15	0	0	255	811	1,066	1,977	53.92%

Canvass Results

Canvassed Results

Run Time 7:33 AM
Run Date 08/19/2020

Oakland County, Michigan

Primary Election, Tuesday, August 4, 2020

8/4/2020

Page 203

Official Results

Registered Voters
370035 of 995114 = 37.19%

Precincts Reporting
506 of 506 = 100.00%

Representative in State Legislature 40th District - Republican Party - Vote for not more than 1

Precinct	Kendra Cleary	Cast Votes	Undervotes	Overvotes	Invalid Votes	Rejected write-in votes	Unresolved write-in votes	Precinct Ballots Cast	Absentee Ballots Cast	Total Ballots Cast	Registered Voters	Turnout Percentage
Bloomfield Township, Precinct 13	253	253	90	0	3	1	0	233	638	871	1,792	48.60%
Bloomfield Township, Precinct 14	229	229	120	0	14	0	0	266	644	910	1,694	53.72%
Bloomfield Township, Precinct 15	484	484	165	0	15	0	0	351	911	1,262	2,634	47.91%
Bloomfield Township, Precinct 16	565	565	137	0	19	2	0	339	927	1,266	3,039	41.66%
Bloomfield Township, Precinct 17	299	299	141	0	10	1	0	314	920	1,234	2,280	54.12%
Bloomfield Township, Precinct 18	397	397	125	0	11	1	0	273	731	1,004	2,126	47.22%
West Bloomfield Township, Precinct 1	184	184	41	0	13	1	0	220	777	997	2,312	43.12%
West Bloomfield Township, Precinct 3	148	148	18	0	4	0	0	153	302	455	1,101	41.33%
West Bloomfield Township, Precinct 7	100	100	21	0	8	4	0	136	536	672	1,635	41.10%
West Bloomfield Township, Precinct 9	111	111	31	0	15	1	0	214	580	794	1,829	43.41%
West Bloomfield Township, Precinct 10	220	220	49	1	13	0	0	175	904	1,079	2,570	41.98%
West Bloomfield Township, Precinct 11	119	119	25	0	17	2	0	193	649	842	2,251	37.41%

Canvass Results

Canvassed Results

Run Time 7:33 AM
Run Date 08/19/2020

Oakland County, Michigan

Primary Election, Tuesday, August 4, 2020

8/4/2020

Page 204

Official Results

Registered Voters

370035 of 995114 = 37.19%

Precincts Reporting

506 of 506 = 100.00%

Representative in State Legislature 40th District - Republican Party - Vote for not more than 1

Precinct	Kendra Cleary	Cast Votes	Undervotes	Overvotes	Invalid Votes	Rejected write-in votes	Unresolved write-in votes	Precinct Ballots Cast	Absentee Ballots Cast	Total Ballots Cast	Registered Voters	Turnout Percentage
West Bloomfield Township, Precinct 13	177	177	43	0	14	1	0	218	816	1,034	2,094	49.38%
West Bloomfield Township, Precinct 15	218	218	38	0	31	0	0	234	965	1,199	2,783	43.08%
West Bloomfield Township, Precinct 16	308	308	58	0	29	2	0	240	919	1,159	2,479	46.75%
West Bloomfield Township, Precinct 17	176	176	56	0	24	0	0	208	841	1,049	2,303	45.55%
West Bloomfield Township, Precinct 19	138	138	30	0	13	0	0	194	800	994	2,016	49.31%
Birmingham, Precinct 1	259	259	49	0	13	0	0	317	501	818	2,058	39.75%
Birmingham, Precinct 2	250	250	40	0	12	0	0	333	492	825	2,022	40.80%
Birmingham, Precinct 3	170	170	36	0	6	0	0	307	386	693	1,802	38.46%
Birmingham, Precinct 4	264	264	34	0	6	0	0	321	519	840	2,036	41.26%
Birmingham, Precinct 5	242	242	44	0	13	0	0	335	527	862	2,025	42.57%
Birmingham, Precinct 6	224	224	56	0	21	0	0	283	623	906	2,347	38.60%
Birmingham, Precinct 7	218	218	32	0	9	0	0	399	462	861	2,397	35.92%
Birmingham, Precinct 8	218	218	40	0	10	0	0	328	437	765	2,019	37.89%
Birmingham, Precinct 9	146	146	15	0	12	3	0	284	274	558	1,586	35.18%
Bloomfield Hills, Precinct 1	362	362	89	0	16	1	0	287	683	970	2,139	45.35%
Bloomfield Hills, Precinct 2	266	266	57	0	16	2	0	174	504	678	1,715	39.53%
Totals	10,685	10,685	3,051	2	504	32	0	10,578	26,161	36,739	82,694	44.43%

Canvass Results

Canvassed Results

Run Time 7:33 AM
Run Date 08/19/2020

Oakland County, Michigan

Primary Election, Tuesday, August 4, 2020

8/4/2020

Page 88

Official Results

Registered Voters
370035 of 995114 = 37.19%

Precincts Reporting
506 of 506 = 100.00%

Representative in State Legislature 41st District - Democratic Party - Vote for not more than 1

Precinct	Padma Kuppala	Cast Votes	Undervotes	Overvotes	Invalid Votes	Rejected write-in votes	Unresolved write-in votes	Precinct Ballots Cast	Absentee Ballots Cast	Total Ballots Cast	Registered Voters	Turnout Percentage
Clawson, Precinct 1	562	562	49	0	44	1	0	269	694	963	2,526	38.12%
Clawson, Precinct 2	366	366	24	0	18	0	0	190	446	636	1,697	37.48%
Clawson, Precinct 3	347	347	31	0	21	0	0	212	433	645	1,663	38.79%
Clawson, Precinct 4	305	305	24	0	17	1	0	198	334	532	1,583	33.61%
Clawson, Precinct 5	436	436	26	0	37	0	0	277	536	813	2,070	39.28%
Troy, Precinct 1	255	255	14	0	16	0	0	169	334	503	1,423	35.35%
Troy, Precinct 2	438	438	21	0	45	1	0	243	713	956	2,371	40.32%
Troy, Precinct 3	364	364	36	0	22	4	0	195	577	772	2,133	36.19%
Troy, Precinct 4	627	627	58	0	38	4	0	272	953	1,225	2,930	41.81%
Troy, Precinct 5	272	272	21	0	13	0	0	147	489	636	1,509	42.15%
Troy, Precinct 6	100	100	8	0	13	1	0	67	167	234	527	44.40%
Troy, Precinct 7	348	348	20	0	12	0	0	156	506	662	1,763	37.55%
Troy, Precinct 8	395	395	31	0	25	0	0	222	509	731	1,889	38.70%
Troy, Precinct 9	445	445	33	0	29	1	0	245	714	959	2,352	40.77%
Troy, Precinct 10	429	429	30	0	25	3	0	213	667	880	2,129	41.33%
Troy, Precinct 11	447	447	22	0	24	0	0	221	683	904	1,918	47.13%
Troy, Precinct 12	290	290	19	0	15	3	0	134	496	630	1,487	42.37%
Troy, Precinct 13	617	617	22	0	22	3	0	330	816	1,146	2,887	39.70%
Troy, Precinct 14	376	376	17	0	30	1	0	218	573	791	2,171	36.43%
Troy, Precinct 15	455	455	32	0	19	0	0	250	588	838	2,009	41.71%

Canvass Results

Canvassed Results

Run Time 7:33 AM
Run Date 08/19/2020

Oakland County, Michigan

Primary Election, Tuesday, August 4, 2020

8/4/2020

Page 89

Official Results

Registered Voters
370035 of 995114 = 37.19%

Precincts Reporting
506 of 506 = 100.00%

Representative in State Legislature 41st District - Democratic Party - Vote for not more than 1

Precinct	Padma Kuppala	Cast Votes	Undervotes	Overvotes	Invalid Votes	Rejected write-in votes	Unresolved write-in votes	Precinct Ballots Cast	Absentee Ballots Cast	Total Ballots Cast	Registered Voters	Turnout Percentage
Troy, Precinct 16	363	363	22	0	13	2	0	206	459	665	1,720	38.66%
Troy, Precinct 17	451	451	25	0	25	1	0	178	723	901	2,265	39.78%
Troy, Precinct 18	303	303	26	0	14	2	0	171	471	642	1,593	40.30%
Troy, Precinct 19	371	371	27	0	22	1	0	169	589	758	1,533	49.45%
Troy, Precinct 20	413	413	36	0	22	2	0	221	698	919	2,292	40.10%
Troy, Precinct 21	299	299	19	0	19	1	0	198	372	570	1,640	34.76%
Troy, Precinct 22	561	561	28	0	33	2	0	277	763	1,040	2,782	37.38%
Troy, Precinct 23	537	537	33	0	49	1	0	242	775	1,017	2,806	36.24%
Troy, Precinct 24	396	396	18	0	32	3	0	227	593	820	2,410	34.02%
Troy, Precinct 25	421	421	22	1	25	0	0	220	589	809	2,721	29.73%
Troy, Precinct 26	335	335	21	0	31	1	0	200	425	625	2,560	24.41%
Troy, Precinct 27	352	352	15	0	17	0	0	162	375	537	1,942	27.65%
Troy, Precinct 28	299	299	22	0	18	0	0	117	371	488	1,940	25.15%
Troy, Precinct 29	522	522	33	0	39	0	0	242	760	1,002	2,546	39.36%
Troy, Precinct 30	124	124	9	0	5	1	0	55	164	219	586	37.37%
Troy, Precinct 31	172	172	13	0	12	0	0	109	275	384	865	44.39%
Totals	13,793	13,793	907	1	861	40	0	7,222	19,630	26,852	71,238	37.69%

Canvass Results

Canvassed Results

Run Time 7:33 AM
Run Date 08/19/2020

Oakland County, Michigan

Primary Election, Tuesday, August 4, 2020

8/4/2020

Page 205

Official Results

Registered Voters
370035 of 995114 = 37.19%

Precincts Reporting
506 of 506 = 100.00%

Representative in State Legislature 41st District - Republican Party - Vote for not more than 1

Precinct	Evan Agnello	Andrew J. Sosnoski	Cast Votes	Undervotes	Overvotes	Invalid Votes	Rejected write-in votes	Unresolved write-in votes	Precinct Ballots Cast	Absentee Ballots Cast	Total Ballots Cast	Registered Voters	Turnout Percentage
Clawson, Precinct 1	119	129	248	27	1	29	1	0	269	694	963	2,526	38.12%
Clawson, Precinct 2	84	106	190	16	0	18	1	0	190	446	636	1,697	37.48%
Clawson, Precinct 3	90	109	199	25	0	12	0	0	212	433	645	1,663	38.79%
Clawson, Precinct 4	68	92	160	16	0	10	0	0	198	334	532	1,583	33.61%
Clawson, Precinct 5	127	138	265	31	0	12	0	0	277	536	813	2,070	39.28%
Troy, Precinct 1	87	99	186	20	0	11	0	0	169	334	503	1,423	35.35%
Troy, Precinct 2	181	215	396	33	1	20	1	0	243	713	956	2,371	40.32%
Troy, Precinct 3	120	165	285	31	0	22	0	0	195	577	772	2,133	36.19%
Troy, Precinct 4	238	186	424	41	0	23	1	0	272	953	1,225	2,930	41.81%
Troy, Precinct 5	135	145	280	29	0	14	1	0	147	489	636	1,509	42.15%
Troy, Precinct 6	47	52	99	9	0	1	0	0	67	167	234	527	44.40%
Troy, Precinct 7	106	136	242	34	0	6	1	0	156	506	662	1,763	37.55%
Troy, Precinct 8	140	105	245	26	0	4	0	0	222	509	731	1,889	38.70%
Troy, Precinct 9	209	197	406	26	0	16	2	0	245	714	959	2,352	40.77%
Troy, Precinct 10	160	180	340	32	0	17	0	0	213	667	880	2,129	41.33%
Troy, Precinct 11	148	225	373	20	0	13	1	0	221	683	904	1,918	47.13%
Troy, Precinct 12	102	167	269	13	0	16	0	0	134	496	630	1,487	42.37%
Troy, Precinct 13	193	230	423	33	0	22	1	0	330	816	1,146	2,887	39.70%
Troy, Precinct 14	196	120	316	30	0	23	0	0	218	573	791	2,171	36.43%
Troy, Precinct 15	147	152	299	20	0	12	0	0	250	588	838	2,009	41.71%

Canvass Results

Canvassed Results

Run Time 7:33 AM
Run Date 08/19/2020

Oakland County, Michigan

Primary Election, Tuesday, August 4, 2020

8/4/2020

Page 206

Official Results

Registered Voters
370035 of 995114 = 37.19%

Precincts Reporting
506 of 506 = 100.00%

Representative in State Legislature 41st District - Republican Party - Vote for not more than 1

Precinct	Evan Agnello	Andrew J. Sosnoski	Cast Votes	Undervotes	Overvotes	Invalid Votes	Rejected write-in votes	Unresolved write-in votes	Precinct Ballots Cast	Absentee Ballots Cast	Total Ballots Cast	Registered Voters	Turnout Percentage
Troy, Precinct 16	132	94	226	28	0	11	0	0	206	459	665	1,720	38.66%
Troy, Precinct 17	205	142	347	27	0	24	0	0	178	723	901	2,265	39.78%
Troy, Precinct 18	128	125	253	31	0	9	0	0	171	471	642	1,593	40.30%
Troy, Precinct 19	137	147	284	31	0	10	0	0	169	589	758	1,533	49.45%
Troy, Precinct 20	191	188	379	40	0	17	1	0	221	698	919	2,292	40.10%
Troy, Precinct 21	89	111	200	20	0	16	1	0	198	372	570	1,640	34.76%
Troy, Precinct 22	192	171	363	31	0	23	0	0	277	763	1,040	2,782	37.38%
Troy, Precinct 23	154	200	354	26	0	21	0	0	242	775	1,017	2,806	36.24%
Troy, Precinct 24	160	159	319	31	1	23	0	0	227	593	820	2,410	34.02%
Troy, Precinct 25	129	162	291	24	0	18	0	0	220	589	809	2,721	29.73%
Troy, Precinct 26	101	98	199	25	0	18	0	0	200	425	625	2,560	24.41%
Troy, Precinct 27	63	74	137	6	0	11	1	0	162	375	537	1,942	27.65%
Troy, Precinct 28	65	61	126	13	0	8	0	0	117	371	488	1,940	25.15%
Troy, Precinct 29	173	172	345	39	0	22	0	0	242	760	1,002	2,546	39.36%
Troy, Precinct 30	33	32	65	7	0	6	0	0	55	164	219	586	37.37%
Troy, Precinct 31	71	68	139	23	0	7	0	0	109	275	384	865	44.39%
Totals	4,720	4,952	9,672	914	3	545	13	0	7,222	19,630	26,852	71,238	37.69%

Canvass Results

Canvassed Results

Run Time 7:33 AM
Run Date 08/19/2020

Oakland County, Michigan

Primary Election, Tuesday, August 4, 2020

8/4/2020

Page 90

Official Results**Registered Voters**

370035 of 995114 = 37.19%

Precincts Reporting

506 of 506 = 100.00%

Representative in State Legislature 43rd District - Democratic Party - Vote for not more than 1

Precinct	Nicole Breadon	Cast Votes	Undervotes	Overvotes	Invalid Votes	Rejected write-in votes	Unresolved write-in votes	Precinct Ballots Cast	Absentee Ballots Cast	Total Ballots Cast	Registered Voters	Turnout Percentage
Independence Township, Precinct 1	353	353	48	0	29	0	0	341	702	1,043	2,714	38.43%
Independence Township, Precinct 2	259	259	25	0	27	0	0	283	522	805	2,014	39.97%
Independence Township, Precinct 3	306	306	34	0	22	0	0	262	638	900	2,165	41.57%
Independence Township, Precinct 4	259	259	31	0	11	1	0	274	608	882	2,070	42.61%
Independence Township, Precinct 5	383	383	52	0	25	0	0	325	769	1,094	2,452	44.62%
Independence Township, Precinct 6	375	375	35	0	41	0	0	328	645	973	2,343	41.53%
Independence Township, Precinct 7	391	391	48	0	23	1	0	315	711	1,026	2,552	40.20%
Independence Township, Precinct 8	263	263	33	0	20	0	0	249	575	824	1,873	43.99%
Independence Township, Precinct 9	296	296	28	0	32	3	0	346	621	967	2,446	39.53%
Independence Township, Precinct 10	227	227	16	0	41	0	0	252	388	640	2,478	25.83%
Independence Township, Precinct 11	283	283	37	0	36	2	0	319	574	893	2,760	32.36%
Independence Township, Precinct 12	139	139	17	0	22	0	0	135	277	412	1,149	35.86%

Canvass Results

Canvassed Results

Run Time 7:33 AM
Run Date 08/19/2020

Oakland County, Michigan

Primary Election, Tuesday, August 4, 2020

8/4/2020

Page 91

Official Results

Registered Voters

370035 of 995114 = 37.19%

Precincts Reporting

506 of 506 = 100.00%

Representative in State Legislature 43rd District - Democratic Party - Vote for not more than 1

Precinct	Nicole Breadon	Cast Votes	Undervotes	Overvotes	Invalid Votes	Rejected write-in votes	Unresolved write-in votes	Precinct Ballots Cast	Absentee Ballots Cast	Total Ballots Cast	Registered Voters	Turnout Percentage
Independence Township, Precinct 13	191	191	26	0	28	1	0	180	452	632	1,847	34.22%
Waterford Township, Precinct 1	137	137	17	0	8	0	0	107	246	353	933	37.83%
Waterford Township, Precinct 2	422	422	54	0	34	2	0	353	819	1,172	3,018	38.83%
Waterford Township, Precinct 3	407	407	39	0	37	0	0	383	617	1,000	2,879	34.73%
Waterford Township, Precinct 4	324	324	44	0	28	0	0	349	655	1,004	2,698	37.21%
Waterford Township, Precinct 5	492	492	55	0	36	1	0	391	858	1,249	3,103	40.25%
Waterford Township, Precinct 6	409	409	35	0	35	3	0	298	750	1,048	2,841	36.89%
Waterford Township, Precinct 7	368	368	39	0	30	0	0	323	596	919	2,925	31.42%
Waterford Township, Precinct 8	360	360	33	0	32	0	0	296	654	950	2,735	34.73%
Waterford Township, Precinct 9	441	441	49	0	30	0	0	326	808	1,134	2,804	40.44%
Waterford Township, Precinct 10	226	226	36	0	15	0	0	217	467	684	1,599	42.78%
Waterford Township, Precinct 11	355	355	49	0	28	1	0	280	571	851	2,881	29.54%

Canvass Results

Canvassed Results

Run Time 7:33 AM
Run Date 08/19/2020

Oakland County, Michigan

Primary Election, Tuesday, August 4, 2020

8/4/2020

Page 92

Official Results

Registered Voters
370035 of 995114 = 37.19%

Precincts Reporting
506 of 506 = 100.00%

Representative in State Legislature 43rd District - Democratic Party - Vote for not more than 1

Precinct	Nicole Breadon	Cast Votes	Undervotes	Overvotes	Invalid Votes	Rejected write-in votes	Unresolved write-in votes	Precinct Ballots Cast	Absentee Ballots Cast	Total Ballots Cast	Registered Voters	Turnout Percentage
Waterford Township, Precinct 12	424	424	44	0	56	1	0	317	763	1,080	2,920	36.99%
Waterford Township, Precinct 13	420	420	44	0	51	0	0	369	647	1,016	2,994	33.93%
Waterford Township, Precinct 14	358	358	33	0	32	0	0	245	520	765	2,882	26.54%
Waterford Township, Precinct 15	442	442	38	0	50	1	0	353	590	943	2,962	31.84%
Waterford Township, Precinct 17	431	431	28	0	31	2	0	323	672	995	2,900	34.31%
Waterford Township, Precinct 21	401	401	49	0	39	0	0	302	612	914	3,000	30.47%
Clarkston, Precinct 1	140	140	14	0	11	1	0	358	0	358	841	42.57%
Lake Angelus, Precinct 1	29	29	15	0	2	0	0	148	0	148	250	59.20%
Totals	10,311	10,311	1,145	0	942	20	0	9,347	18,327	27,674	76,028	36.40%

Canvass Results

Canvassed Results

Run Time 7:33 AM
Run Date 08/19/2020

Oakland County, Michigan

Primary Election, Tuesday, August 4, 2020

8/4/2020

Page 207

Official Results

Registered Voters
370035 of 995114 = 37.19%

Precincts Reporting
506 of 506 = 100.00%

Representative in State Legislature 43rd District - Republican Party - Vote for not more than 1

Precinct	Andrea K. Schroeder	Cast Votes	Undervotes	Overvotes	Invalid Votes	Rejected write-in votes	Unresolved write-in votes	Precinct Ballots Cast	Absentee Ballots Cast	Total Ballots Cast	Registered Voters	Turnout Percentage
Independence Township, Precinct 1	512	512	69	1	13	4	0	341	702	1,043	2,714	38.43%
Independence Township, Precinct 2	407	407	53	0	16	2	0	283	522	805	2,014	39.97%
Independence Township, Precinct 3	451	451	58	0	11	1	0	262	638	900	2,165	41.57%
Independence Township, Precinct 4	492	492	70	0	13	0	0	274	608	882	2,070	42.61%
Independence Township, Precinct 5	544	544	62	0	16	2	0	325	769	1,094	2,452	44.62%
Independence Township, Precinct 6	432	432	48	0	23	1	0	328	645	973	2,343	41.53%
Independence Township, Precinct 7	457	457	69	0	16	2	0	315	711	1,026	2,552	40.20%
Independence Township, Precinct 8	418	418	57	0	15	1	0	249	575	824	1,873	43.99%
Independence Township, Precinct 9	518	518	54	0	29	0	0	346	621	967	2,446	39.53%
Independence Township, Precinct 10	294	294	41	0	10	3	0	252	388	640	2,478	25.83%
Independence Township, Precinct 11	450	450	50	0	14	2	0	319	574	893	2,760	32.36%
Independence Township, Precinct 12	206	206	18	0	7	0	0	135	277	412	1,149	35.86%

Canvass Results

Canvassed Results

Run Time 7:33 AM
Run Date 08/19/2020

Oakland County, Michigan

Primary Election, Tuesday, August 4, 2020

8/4/2020

Page 208

Official Results

Registered Voters
370035 of 995114 = 37.19%

Precincts Reporting
506 of 506 = 100.00%

Representative in State Legislature 43rd District - Republican Party - Vote for not more than 1

Precinct	Andrea K. Schroeder	Cast Votes	Undervotes	Overvotes	Invalid Votes	Rejected write-in votes	Unresolved write-in votes	Precinct Ballots Cast	Absentee Ballots Cast	Total Ballots Cast	Registered Voters	Turnout Percentage
Independence Township, Precinct 13	325	325	37	0	14	0	0	180	452	632	1,847	34.22%
Waterford Township, Precinct 1	157	157	24	0	9	1	0	107	246	353	933	37.83%
Waterford Township, Precinct 2	546	546	64	0	26	2	0	353	819	1,172	3,018	38.83%
Waterford Township, Precinct 3	419	419	57	0	20	1	0	383	617	1,000	2,879	34.73%
Waterford Township, Precinct 4	501	501	55	0	28	6	0	349	655	1,004	2,698	37.21%
Waterford Township, Precinct 5	533	533	83	1	25	2	0	391	858	1,249	3,103	40.25%
Waterford Township, Precinct 6	454	454	70	0	28	2	0	298	750	1,048	2,841	36.89%
Waterford Township, Precinct 7	386	386	45	0	30	2	0	323	596	919	2,925	31.42%
Waterford Township, Precinct 8	422	422	60	0	26	1	0	296	654	950	2,735	34.73%
Waterford Township, Precinct 9	499	499	72	0	26	0	0	326	808	1,134	2,804	40.44%
Waterford Township, Precinct 10	295	295	69	0	26	1	0	217	467	684	1,599	42.78%
Waterford Township, Precinct 11	346	346	45	0	12	0	0	280	571	851	2,881	29.54%

Canvass Results

Canvassed Results

Run Time 7:33 AM
Run Date 08/19/2020

Oakland County, Michigan

Primary Election, Tuesday, August 4, 2020

8/4/2020

Page 209

Official Results

Registered Voters
370035 of 995114 = 37.19%

Precincts Reporting
506 of 506 = 100.00%

Representative in State Legislature 43rd District - Republican Party - Vote for not more than 1

Precinct	Andrea K. Schroeder	Cast Votes	Undervotes	Overvotes	Invalid Votes	Rejected write-in votes	Unresolved write-in votes	Precinct Ballots Cast	Absentee Ballots Cast	Total Ballots Cast	Registered Voters	Turnout Percentage
Waterford Township, Precinct 12	450	450	66	0	23	0	0	317	763	1,080	2,920	36.99%
Waterford Township, Precinct 13	399	399	42	0	36	0	0	369	647	1,016	2,994	33.93%
Waterford Township, Precinct 14	278	278	28	0	31	0	0	245	520	765	2,882	26.54%
Waterford Township, Precinct 15	330	330	39	0	31	2	0	353	590	943	2,962	31.84%
Waterford Township, Precinct 17	405	405	56	0	20	0	0	323	672	995	2,900	34.31%
Waterford Township, Precinct 21	339	339	52	0	18	0	0	302	612	914	3,000	30.47%
Clarkston, Precinct 1	151	151	23	0	10	4	0	358	0	358	841	42.57%
Lake Angelus, Precinct 1	78	78	20	0	2	0	0	148	0	148	250	59.20%
Totals	12,494	12,494	1,656	2	624	42	0	9,347	18,327	27,674	76,028	36.40%

Canvass Results

Canvassed Results

Run Time 7:33 AM
Run Date 08/19/2020

Oakland County, Michigan

Primary Election, Tuesday, August 4, 2020

8/4/2020

Page 93

Official Results

Registered Voters

370035 of 995114 = 37.19%

Precincts Reporting

506 of 506 = 100.00%

Representative in State Legislature 44th District - Democratic Party - Vote for not more than 1

Precinct	Denise Forrest	Cast Votes	Undervotes	Overvotes	Invalid Votes	Rejected write-in votes	Unresolved write-in votes	Precinct Ballots Cast	Absentee Ballots Cast	Total Ballots Cast	Registered Voters	Turnout Percentage
Highland Township, Precinct 1	273	273	18	0	58	0	0	297	761	1,058	2,850	37.12%
Highland Township, Precinct 2	178	178	19	0	40	0	0	271	498	769	2,274	33.82%
Highland Township, Precinct 3	121	121	7	0	34	0	0	160	335	495	1,745	28.37%
Highland Township, Precinct 4	288	288	21	0	61	0	0	287	673	960	2,411	39.82%
Highland Township, Precinct 5	153	153	10	0	36	0	0	213	439	652	1,422	45.85%
Highland Township, Precinct 6	183	183	25	0	42	0	0	306	588	894	2,096	42.65%
Highland Township, Precinct 7	126	126	12	0	21	0	0	218	279	497	1,446	34.37%
Highland Township, Precinct 8	217	217	6	0	34	0	0	173	490	663	1,595	41.57%
Milford Township, Precinct 1	251	251	12	0	30	0	0	278	587	865	1,824	47.42%
Milford Township, Precinct 2	142	142	10	0	12	0	0	214	283	497	1,854	26.81%
Milford Township, Precinct 3	262	262	15	0	25	1	0	257	576	833	1,913	43.54%
Milford Township, Precinct 4	176	176	10	0	24	0	0	206	393	599	1,507	39.75%
Milford Township, Precinct 5	196	196	19	0	27	1	0	193	452	645	1,553	41.53%
Milford Township, Precinct 6	289	289	9	0	53	0	0	222	541	763	1,793	42.55%
Milford Township, Precinct 7	368	368	14	0	35	0	0	268	616	884	2,142	41.27%

Canvass Results

Canvassed Results

Run Time 7:33 AM
Run Date 08/19/2020

Oakland County, Michigan

Primary Election, Tuesday, August 4, 2020

8/4/2020

Page 94

Official Results

Registered Voters
370035 of 995114 = 37.19%

Precincts Reporting
506 of 506 = 100.00%

Representative in State Legislature 44th District - Democratic Party - Vote for not more than 1

Precinct	Denise Forrest	Cast Votes	Undervotes	Overvotes	Invalid Votes	Rejected write-in votes	Unresolved write-in votes	Precinct Ballots Cast	Absentee Ballots Cast	Total Ballots Cast	Registered Voters	Turnout Percentage
Milford Township, Precinct 8	242	242	18	0	37	0	0	194	446	640	1,430	44.76%
Springfield Township, Precinct 1	189	189	22	0	29	0	0	339	390	729	1,629	44.75%
Springfield Township, Precinct 2	182	182	11	0	26	0	0	305	327	632	1,874	33.72%
Springfield Township, Precinct 3	212	212	28	0	27	0	0	406	481	887	2,186	40.58%
Springfield Township, Precinct 4	173	173	20	0	31	0	0	198	332	530	1,504	35.24%
Springfield Township, Precinct 5	207	207	29	0	25	0	0	254	478	732	1,825	40.11%
Springfield Township, Precinct 6	212	212	27	0	24	0	0	295	394	689	1,714	40.20%
Springfield Township, Precinct 7	77	77	10	0	8	0	0	200	190	390	947	41.18%
Waterford Township, Precinct 16	412	412	39	0	42	0	0	370	732	1,102	3,140	35.10%
Waterford Township, Precinct 18	329	329	35	0	44	0	0	249	556	805	2,368	33.99%
Waterford Township, Precinct 19	399	399	35	0	42	1	0	239	681	920	2,696	34.12%
Waterford Township, Precinct 20	426	426	31	0	42	0	0	304	646	950	3,065	31.00%
White Lake Township, Precinct 1	303	303	35	0	40	0	0	373	587	960	2,397	40.05%

Canvass Results

Canvassed Results

Run Time 7:33 AM
Run Date 08/19/2020

Oakland County, Michigan

Primary Election, Tuesday, August 4, 2020

8/4/2020

Page 95

Official Results

Registered Voters
370035 of 995114 = 37.19%

Precincts Reporting
506 of 506 = 100.00%

Representative in State Legislature 44th District - Democratic Party - Vote for not more than 1

Precinct	Denise Forrest	Cast Votes	Undervotes	Overvotes	Invalid Votes	Rejected write-in votes	Unresolved write-in votes	Precinct Ballots Cast	Absentee Ballots Cast	Total Ballots Cast	Registered Voters	Turnout Percentage
White Lake Township, Precinct 2	253	253	19	0	38	1	0	363	555	918	2,335	39.31%
White Lake Township, Precinct 3	185	185	14	0	31	0	0	184	373	557	1,403	39.70%
White Lake Township, Precinct 4	117	117	16	1	13	0	0	143	272	415	1,075	38.60%
White Lake Township, Precinct 5	361	361	26	0	36	0	0	353	633	986	2,275	43.34%
White Lake Township, Precinct 6	299	299	25	0	45	0	0	374	610	984	2,899	33.94%
White Lake Township, Precinct 7	235	235	21	0	30	0	0	261	567	828	1,826	45.35%
White Lake Township, Precinct 8	252	252	13	0	45	0	0	326	450	776	2,724	28.49%
White Lake Township, Precinct 9	259	259	19	0	34	0	0	274	438	712	2,133	33.38%
White Lake Township, Precinct 10	239	239	19	0	29	0	0	279	448	727	2,554	28.47%
White Lake Township, Precinct 11	230	230	18	0	42	0	0	302	587	889	2,408	36.92%
White Lake Township, Precinct 12	192	192	16	0	28	0	0	176	380	556	1,411	39.40%
Totals	9,208	9,208	753	1	1,320	4	0	10,324	19,064	29,388	78,243	37.56%

Canvass Results

Canvassed Results

Run Time 7:33 AM
Run Date 08/19/2020

Oakland County, Michigan

Primary Election, Tuesday, August 4, 2020

8/4/2020

Page 210

Official Results

Registered Voters
370035 of 995114 = 37.19%

Precincts Reporting
506 of 506 = 100.00%

Representative in State Legislature 44th District - Republican Party - Vote for not more than 1

Precinct	Matt Maddock	Cast Votes	Undervotes	Overvotes	Invalid Votes	Rejected write-in votes	Unresolved write-in votes	Precinct Ballots Cast	Absentee Ballots Cast	Total Ballots Cast	Registered Voters	Turnout Percentage
Highland Township, Precinct 1	592	592	85	0	15	7	0	297	761	1,058	2,850	37.12%
Highland Township, Precinct 2	429	429	77	0	17	1	0	271	498	769	2,274	33.82%
Highland Township, Precinct 3	260	260	56	1	7	2	0	160	335	495	1,745	28.37%
Highland Township, Precinct 4	480	480	82	1	14	6	0	287	673	960	2,411	39.82%
Highland Township, Precinct 5	355	355	80	0	11	1	0	213	439	652	1,422	45.85%
Highland Township, Precinct 6	506	506	98	0	21	7	0	306	588	894	2,096	42.65%
Highland Township, Precinct 7	277	277	48	0	7	1	0	218	279	497	1,446	34.37%
Highland Township, Precinct 8	330	330	61	0	9	4	0	173	490	663	1,595	41.57%
Milford Township, Precinct 1	441	441	109	0	6	1	0	278	587	865	1,824	47.42%
Milford Township, Precinct 2	269	269	49	0	5	3	0	214	283	497	1,854	26.81%
Milford Township, Precinct 3	419	419	74	0	14	7	0	257	576	833	1,913	43.54%
Milford Township, Precinct 4	304	304	65	0	11	2	0	206	393	599	1,507	39.75%
Milford Township, Precinct 5	308	308	72	0	5	4	0	193	452	645	1,553	41.53%
Milford Township, Precinct 6	292	292	89	0	11	8	0	222	541	763	1,793	42.55%
Milford Township, Precinct 7	338	338	91	0	16	8	0	268	616	884	2,142	41.27%

Canvass Results

Canvassed Results

Run Time 7:33 AM
Run Date 08/19/2020

Oakland County, Michigan

Primary Election, Tuesday, August 4, 2020

8/4/2020

Page 211

Official Results**Registered Voters**

370035 of 995114 = 37.19%

Precincts Reporting

506 of 506 = 100.00%

Representative in State Legislature 44th District - Republican Party - Vote for not more than 1

Precinct	Matt Maddock	Cast Votes	Undervotes	Overvotes	Invalid Votes	Rejected write-in votes	Unresolved write-in votes	Precinct Ballots Cast	Absentee Ballots Cast	Total Ballots Cast	Registered Voters	Turnout Percentage
Milford Township, Precinct 8	251	251	71	0	10	2	0	194	446	640	1,430	44.76%
Springfield Township, Precinct 1	393	393	78	0	6	0	0	339	390	729	1,629	44.75%
Springfield Township, Precinct 2	364	364	37	0	7	0	0	305	327	632	1,874	33.72%
Springfield Township, Precinct 3	514	514	83	0	15	3	0	406	481	887	2,186	40.58%
Springfield Township, Precinct 4	247	247	43	0	8	0	0	198	332	530	1,504	35.24%
Springfield Township, Precinct 5	384	384	67	0	14	2	0	254	478	732	1,825	40.11%
Springfield Township, Precinct 6	354	354	56	0	7	2	0	295	394	689	1,714	40.20%
Springfield Township, Precinct 7	229	229	56	0	9	0	0	200	190	390	947	41.18%
Waterford Township, Precinct 16	499	499	67	1	26	1	0	370	732	1,102	3,140	35.10%
Waterford Township, Precinct 18	321	321	44	0	20	1	0	249	556	805	2,368	33.99%
Waterford Township, Precinct 19	348	348	48	0	24	0	0	239	681	920	2,696	34.12%
Waterford Township, Precinct 20	369	369	41	0	25	0	0	304	646	950	3,065	31.00%
White Lake Township, Precinct 1	456	456	91	0	21	3	0	373	587	960	2,397	40.05%

Canvass Results

Canvassed Results

Run Time 7:33 AM
Run Date 08/19/2020

Oakland County, Michigan

Primary Election, Tuesday, August 4, 2020

8/4/2020

Page 212

Official Results

Registered Voters

370035 of 995114 = 37.19%

Precincts Reporting

506 of 506 = 100.00%

Representative in State Legislature 44th District - Republican Party - Vote for not more than 1

Precinct	Matt Maddock	Cast Votes	Undervotes	Overvotes	Invalid Votes	Rejected write-in votes	Unresolved write-in votes	Precinct Ballots Cast	Absentee Ballots Cast	Total Ballots Cast	Registered Voters	Turnout Percentage
White Lake Township, Precinct 2	496	496	81	0	20	3	0	363	555	918	2,335	39.31%
White Lake Township, Precinct 3	268	268	43	0	10	2	0	184	373	557	1,403	39.70%
White Lake Township, Precinct 4	218	218	39	0	10	0	0	143	272	415	1,075	38.60%
White Lake Township, Precinct 5	462	462	74	0	18	1	0	353	633	986	2,275	43.34%
White Lake Township, Precinct 6	514	514	72	0	19	2	0	374	610	984	2,899	33.94%
White Lake Township, Precinct 7	446	446	80	0	10	2	0	261	567	828	1,826	45.35%
White Lake Township, Precinct 8	383	383	70	0	14	1	0	326	450	776	2,724	28.49%
White Lake Township, Precinct 9	323	323	51	0	23	3	0	274	438	712	2,133	33.38%
White Lake Township, Precinct 10	368	368	57	0	10	2	0	279	448	727	2,554	28.47%
White Lake Township, Precinct 11	464	464	105	0	24	0	0	302	587	889	2,408	36.92%
White Lake Township, Precinct 12	260	260	40	0	13	0	0	176	380	556	1,411	39.40%
Totals	14,531	14,531	2,630	3	532	92	0	10,324	19,064	29,388	78,243	37.56%

Canvass Results

Canvassed Results

Run Time 7:33 AM
Run Date 08/19/2020

Oakland County, Michigan

Primary Election, Tuesday, August 4, 2020

8/4/2020

Page 96

Official Results

Registered Voters
370035 of 995114 = 37.19%

Precincts Reporting
506 of 506 = 100.00%

Representative in State Legislature 45th District - Democratic Party - Vote for not more than 1

Precinct	Barb Anness	Brendan Johnson	Cast Votes	Undervotes	Overvotes	Invalid Votes	Rejected write-in votes	Unresolved write-in votes	Precinct Ballots Cast	Absentee Ballots Cast	Total Ballots Cast	Registered Voters	Turnout Percentage
Oakland Township, Precinct 4	127	84	211	15	0	14	0	0	176	471	647	1,580	40.95%
Oakland Township, Precinct 7	177	146	323	17	0	49	0	0	302	794	1,096	2,533	43.27%
Rochester, Precinct 1	267	139	406	29	1	22	0	0	248	434	682	2,042	33.40%
Rochester, Precinct 2	221	283	504	30	0	32	0	0	290	698	988	2,791	35.40%
Rochester, Precinct 3	160	112	272	26	0	14	0	0	193	320	513	1,608	31.90%
Rochester, Precinct 4	115	101	216	21	1	5	0	0	165	305	470	1,270	37.01%
Rochester, Precinct 5	143	126	269	30	0	22	0	0	208	487	695	2,085	33.33%
Rochester, Precinct 6	105	86	191	19	0	11	0	0	104	368	472	1,173	40.24%
Rochester Hills, Precinct 1	243	149	392	26	3	25	0	0	201	624	825	2,017	40.90%
Rochester Hills, Precinct 2	96	84	180	16	0	8	0	0	79	222	301	1,013	29.71%
Rochester Hills, Precinct 3	109	107	216	25	1	18	0	0	196	317	513	1,454	35.28%
Rochester Hills, Precinct 4	141	142	283	20	0	21	1	0	140	431	571	1,394	40.96%
Rochester Hills, Precinct 5	193	116	309	19	1	20	1	0	187	507	694	2,006	34.60%
Rochester Hills, Precinct 6	241	215	456	38	1	42	1	0	228	747	975	2,565	38.01%
Rochester Hills, Precinct 7	162	85	247	16	0	18	0	0	137	355	492	1,065	46.20%
Rochester Hills, Precinct 8	130	67	197	15	0	15	0	0	126	375	501	975	51.38%
Rochester Hills, Precinct 9	359	180	539	33	1	23	0	0	277	797	1,074	2,285	47.00%
Rochester Hills, Precinct 10	187	185	372	14	1	13	0	0	175	486	661	1,473	44.87%
Rochester Hills, Precinct 11	124	104	228	22	0	17	2	0	145	327	472	1,676	28.16%
Rochester Hills, Precinct 12	196	148	344	32	0	42	1	0	263	636	899	2,036	44.16%

Canvass Results

Canvassed Results

Run Time 7:33 AM
Run Date 08/19/2020

Oakland County, Michigan

Primary Election, Tuesday, August 4, 2020

8/4/2020

Page 97

Official Results

Registered Voters
370035 of 995114 = 37.19%

Precincts Reporting
506 of 506 = 100.00%

Representative in State Legislature 45th District - Democratic Party - Vote for not more than 1

Precinct	Barb Anness	Brendan Johnson	Cast Votes	Undervotes	Overvotes	Invalid Votes	Rejected write-in votes	Unresolved write-in votes	Precinct Ballots Cast	Absentee Ballots Cast	Total Ballots Cast	Registered Voters	Turnout Percentage
Rochester Hills, Precinct 13	106	110	216	23	0	17	0	0	176	401	577	1,597	36.13%
Rochester Hills, Precinct 14	229	192	421	32	1	28	0	0	184	708	892	2,369	37.65%
Rochester Hills, Precinct 15	132	96	228	18	0	27	0	0	141	347	488	2,046	23.85%
Rochester Hills, Precinct 16	170	223	393	27	0	30	0	0	226	558	784	2,335	33.58%
Rochester Hills, Precinct 17	372	167	539	28	0	28	0	0	265	752	1,017	2,412	42.16%
Rochester Hills, Precinct 18	176	120	296	28	0	16	0	0	148	563	711	1,411	50.39%
Rochester Hills, Precinct 19	178	94	272	27	0	13	0	0	185	449	634	1,297	48.88%
Rochester Hills, Precinct 20	149	131	280	27	2	14	0	0	127	425	552	1,204	45.85%
Rochester Hills, Precinct 21	147	128	275	28	0	17	2	0	208	471	679	1,893	35.87%
Rochester Hills, Precinct 22	186	138	324	12	0	16	0	0	155	473	628	1,362	46.11%
Rochester Hills, Precinct 23	182	93	275	14	0	13	0	0	160	388	548	1,356	40.41%
Rochester Hills, Precinct 24	186	185	371	39	0	19	0	0	160	649	809	1,750	46.23%
Rochester Hills, Precinct 25	264	157	421	41	0	24	0	0	204	693	897	2,241	40.03%
Rochester Hills, Precinct 26	299	188	487	36	0	26	0	0	242	850	1,092	2,523	43.28%
Rochester Hills, Precinct 27	173	147	320	35	0	39	0	0	142	543	685	1,754	39.05%
Rochester Hills, Precinct 28	172	147	319	20	0	15	1	0	178	387	565	1,831	30.86%
Rochester Hills, Precinct 29	135	71	206	15	0	10	0	0	120	308	428	1,077	39.74%
Rochester Hills, Precinct 30	222	239	461	40	1	28	0	0	198	695	893	2,262	39.48%
Rochester Hills, Precinct 31	138	114	252	14	0	10	2	0	133	344	477	1,447	32.96%

Canvass Results

Canvassed Results

Run Time 7:33 AM
Run Date 08/19/2020

Oakland County, Michigan

Primary Election, Tuesday, August 4, 2020

8/4/2020

Page 98

Official Results**Registered Voters**

370035 of 995114 = 37.19%

Precincts Reporting

506 of 506 = 100.00%

Representative in State Legislature 45th District - Democratic Party - Vote for not more than 1

Precinct	Barb Anness	Brendan Johnson	Cast Votes	Undervotes	Overvotes	Invalid Votes	Rejected write-in votes	Unresolved write-in votes	Precinct Ballots Cast	Absentee Ballots Cast	Total Ballots Cast	Registered Voters	Turnout Percentage
Rochester Hills, Precinct 32	202	136	338	32	0	15	0	0	163	540	703	1,707	41.18%
Totals	7,314	5,535	12,849	999	14	836	11	0	7,355	20,245	27,600	70,915	38.92%

Canvass Results

Canvassed Results

Run Time 7:33 AM
Run Date 08/19/2020

Oakland County, Michigan

Primary Election, Tuesday, August 4, 2020

8/4/2020

Page 213

Official Results

Registered Voters
370035 of 995114 = 37.19%
Precincts Reporting
506 of 506 = 100.00%

Representative in State Legislature 45th District - Republican Party - Vote for not more than 1

Precinct	Mark Tisdell	Cast Votes	Undervotes	Overvotes	Invalid Votes	Rejected write-in votes	Unresolved write-in votes	Precinct Ballots Cast	Absentee Ballots Cast	Total Ballots Cast	Registered Voters	Turnout Percentage
Oakland Township, Precinct 4	337	337	52	0	7	5	0	176	471	647	1,580	40.95%
Oakland Township, Precinct 7	560	560	116	0	26	1	0	302	794	1,096	2,533	43.27%
Rochester, Precinct 1	186	186	17	0	17	0	0	248	434	682	2,042	33.40%
Rochester, Precinct 2	363	363	34	0	14	0	0	290	698	988	2,791	35.40%
Rochester, Precinct 3	171	171	18	0	8	1	0	193	320	513	1,608	31.90%
Rochester, Precinct 4	190	190	27	0	3	0	0	165	305	470	1,270	37.01%
Rochester, Precinct 5	317	317	34	0	15	0	0	208	487	695	2,085	33.33%
Rochester, Precinct 6	219	219	22	0	6	1	0	104	368	472	1,173	40.24%
Rochester Hills, Precinct 1	313	313	39	0	11	1	0	201	624	825	2,017	40.90%
Rochester Hills, Precinct 2	89	89	4	0	6	1	0	79	222	301	1,013	29.71%
Rochester Hills, Precinct 3	215	215	20	1	13	0	0	196	317	513	1,454	35.28%
Rochester Hills, Precinct 4	218	218	17	0	12	0	0	140	431	571	1,394	40.96%
Rochester Hills, Precinct 5	280	280	38	0	12	2	0	187	507	694	2,006	34.60%
Rochester Hills, Precinct 6	357	357	48	0	22	1	0	228	747	975	2,565	38.01%
Rochester Hills, Precinct 7	176	176	23	0	9	1	0	137	355	492	1,065	46.20%
Rochester Hills, Precinct 8	223	223	40	0	8	0	0	126	375	501	975	51.38%
Rochester Hills, Precinct 9	409	409	48	1	13	1	0	277	797	1,074	2,285	47.00%
Rochester Hills, Precinct 10	219	219	27	0	6	0	0	175	486	661	1,473	44.87%
Rochester Hills, Precinct 11	165	165	24	0	10	2	0	145	327	472	1,676	28.16%
Rochester Hills, Precinct 12	403	403	49	0	21	1	0	263	636	899	2,036	44.16%

Canvass Results

Canvassed Results

Run Time 7:33 AM
Run Date 08/19/2020

Oakland County, Michigan

Primary Election, Tuesday, August 4, 2020

8/4/2020

Page 214

Official Results

Registered Voters
370035 of 995114 = 37.19%

Precincts Reporting
506 of 506 = 100.00%

Representative in State Legislature 45th District - Republican Party - Vote for not more than 1

Precinct	Mark Tisdell	Cast Votes	Undervotes	Overvotes	Invalid Votes	Rejected write-in votes	Unresolved write-in votes	Precinct Ballots Cast	Absentee Ballots Cast	Total Ballots Cast	Registered Voters	Turnout Percentage
Rochester Hills, Precinct 13	258	258	35	0	14	0	0	176	401	577	1,597	36.13%
Rochester Hills, Precinct 14	353	353	30	0	16	2	0	184	708	892	2,369	37.65%
Rochester Hills, Precinct 15	184	184	16	0	11	0	0	141	347	488	2,046	23.85%
Rochester Hills, Precinct 16	270	270	37	0	15	2	0	226	558	784	2,335	33.58%
Rochester Hills, Precinct 17	358	358	38	0	15	0	0	265	752	1,017	2,412	42.16%
Rochester Hills, Precinct 18	318	318	30	0	16	0	0	148	563	711	1,411	50.39%
Rochester Hills, Precinct 19	285	285	26	0	9	0	0	185	449	634	1,297	48.88%
Rochester Hills, Precinct 20	186	186	23	0	11	0	0	127	425	552	1,204	45.85%
Rochester Hills, Precinct 21	300	300	33	0	20	0	0	208	471	679	1,893	35.87%
Rochester Hills, Precinct 22	242	242	16	0	13	0	0	155	473	628	1,362	46.11%
Rochester Hills, Precinct 23	214	214	15	0	15	1	0	160	388	548	1,356	40.41%
Rochester Hills, Precinct 24	310	310	39	0	20	1	0	160	649	809	1,750	46.23%
Rochester Hills, Precinct 25	344	344	33	0	18	0	0	204	693	897	2,241	40.03%
Rochester Hills, Precinct 26	479	479	38	0	18	0	0	242	850	1,092	2,523	43.28%
Rochester Hills, Precinct 27	236	236	29	0	16	2	0	142	543	685	1,754	39.05%
Rochester Hills, Precinct 28	170	170	20	0	11	1	0	178	387	565	1,831	30.86%
Rochester Hills, Precinct 29	166	166	20	0	4	0	0	120	308	428	1,077	39.74%
Rochester Hills, Precinct 30	300	300	31	0	22	0	0	198	695	893	2,262	39.48%
Rochester Hills, Precinct 31	165	165	19	0	10	0	0	133	344	477	1,447	32.96%

Canvass Results

Canvassed Results

Run Time 7:33 AM
Run Date 08/19/2020

Oakland County, Michigan

Primary Election, Tuesday, August 4, 2020

8/4/2020

Page 215

Official Results

Registered Voters

370035 of 995114 = 37.19%

Precincts Reporting

506 of 506 = 100.00%

Representative in State Legislature 45th District - Republican Party - Vote for not more than 1

Precinct	Mark Tisdell	Cast Votes	Undervotes	Overvotes	Invalid Votes	Rejected write-in votes	Unresolved write-in votes	Precinct Ballots Cast	Absentee Ballots Cast	Total Ballots Cast	Registered Voters	Turnout Percentage
Rochester Hills, Precinct 32	283	283	19	0	8	0	0	163	540	703	1,707	41.18%
Totals	10,831	10,831	1,244	2	521	27	0	7,355	20,245	27,600	70,915	38.92%

Canvass Results

Canvassed Results

Run Time 7:33 AM
Run Date 08/19/2020

Oakland County, Michigan

Primary Election, Tuesday, August 4, 2020

8/4/2020

Page 99

Official Results

Registered Voters
370035 of 995114 = 37.19%

Precincts Reporting
506 of 506 = 100.00%

Representative in State Legislature 46th District - Democratic Party - Vote for not more than 1

	Jody LaMacchia	Cast Votes	Undervotes	Overvotes	Invalid Votes	Rejected write-in votes	Unresolved write-in votes	Precinct Ballots Cast	Absentee Ballots Cast	Total Ballots Cast	Registered Voters	Turnout Percentage
Precinct												
Addison Township, Precinct 1	165	165	11	0	26	1	0	350	476	826	1,854	44.55%
Addison Township, Precinct 2	214	214	15	0	17	0	0	292	532	824	1,886	43.69%
Addison Township, Precinct 3	138	138	13	0	8	0	0	174	283	457	1,327	34.44%
Brandon Township, Precinct 1	240	240	31	0	24	1	0	400	412	812	2,259	35.95%
Brandon Township, Precinct 2	242	242	20	0	30	0	0	404	427	831	2,413	34.44%
Brandon Township, Precinct 3	242	242	33	0	26	0	0	443	447	890	2,512	35.43%
Brandon Township, Precinct 4	283	283	23	0	28	1	0	452	526	978	2,813	34.77%
Brandon Township, Precinct 5	116	116	4	0	7	0	0	161	98	259	1,718	15.08%
Brandon Township, Precinct 6	107	107	10	0	8	0	0	205	161	366	1,114	32.85%
Oakland Township, Precinct 1	262	262	42	0	19	1	0	226	542	768	1,905	40.31%
Oakland Township, Precinct 2	257	257	38	0	16	0	0	322	456	778	2,186	35.59%
Oakland Township, Precinct 3	133	133	19	0	7	0	0	135	314	449	1,147	39.15%
Oakland Township, Precinct 5	291	291	39	1	20	0	0	246	509	755	2,000	37.75%
Oakland Township, Precinct 6	236	236	29	0	23	0	0	254	557	811	2,172	37.34%
Oakland Township, Precinct 8	221	221	22	0	15	0	0	200	428	628	1,517	41.40%
Orion Township, Precinct 1	234	234	30	0	32	0	0	262	442	704	2,067	34.06%
Orion Township, Precinct 2	284	284	33	0	20	0	0	351	476	827	2,338	35.37%
Orion Township, Precinct 3	293	293	37	0	22	0	0	299	600	899	1,959	45.89%
Orion Township, Precinct 4	269	269	24	0	28	1	0	298	569	867	2,280	38.03%
Orion Township, Precinct 5	301	301	37	0	35	0	0	317	524	841	2,254	37.31%

Canvass Results

Canvassed Results

Run Time 7:33 AM
Run Date 08/19/2020

Oakland County, Michigan

Primary Election, Tuesday, August 4, 2020

8/4/2020

Page 100

Official Results

Registered Voters
370035 of 995114 = 37.19%

Precincts Reporting
506 of 506 = 100.00%

Representative in State Legislature 46th District - Democratic Party - Vote for not more than 1

Precinct	Jody LaMacchia	Cast Votes	Undervotes	Overvotes	Invalid Votes	Rejected write-in votes	Unresolved write-in votes	Precinct Ballots Cast	Absentee Ballots Cast	Total Ballots Cast	Registered Voters	Turnout Percentage
Orion Township, Precinct 6	271	271	36	0	20	0	0	226	553	779	1,801	43.25%
Orion Township, Precinct 7	284	284	31	0	19	1	0	295	398	693	2,058	33.67%
Orion Township, Precinct 8	293	293	31	0	33	0	0	248	515	763	1,826	41.79%
Orion Township, Precinct 9	311	311	27	0	36	0	0	218	595	813	2,371	34.29%
Orion Township, Precinct 10	246	246	26	0	27	0	0	230	427	657	1,679	39.13%
Orion Township, Precinct 11	169	169	24	0	14	0	0	175	293	468	1,340	34.93%
Orion Township, Precinct 12	285	285	24	1	14	0	0	275	399	674	2,062	32.69%
Orion Township, Precinct 13	250	250	34	0	29	0	0	248	428	676	2,064	32.75%
Orion Township, Precinct 14	193	193	29	0	19	0	0	180	353	533	1,325	40.23%
Orion Township, Precinct 15	259	259	24	0	28	1	0	184	404	588	2,061	28.53%
Oxford Township, Precinct 1	323	323	23	0	60	0	0	309	619	928	2,628	35.31%
Oxford Township, Precinct 2	216	216	13	0	33	0	0	189	443	632	2,327	27.16%
Oxford Township, Precinct 3	321	321	43	0	53	0	0	401	741	1,142	2,703	42.25%
Oxford Township, Precinct 4	265	265	30	0	28	0	0	378	592	970	2,459	39.45%
Oxford Township, Precinct 5	197	197	20	0	28	0	0	226	338	564	1,936	29.13%
Oxford Township, Precinct 6	192	192	28	0	37	0	0	308	559	867	2,253	38.48%
Oxford Township, Precinct 7	331	331	38	0	44	0	0	350	693	1,043	2,664	39.15%
Totals	8,934	8,934	991	2	933	7	0	10,231	17,129	27,360	75,278	36.35%

Canvass Results

Canvassed Results

Run Time 7:33 AM
Run Date 08/19/2020

Oakland County, Michigan

Primary Election, Tuesday, August 4, 2020

8/4/2020

Page 216

Official Results

Registered Voters
370035 of 995114 = 37.19%

Precincts Reporting
506 of 506 = 100.00%

Representative in State Legislature 46th District - Republican Party - Vote for not more than 1

Precinct	John Reilly	Cast Votes	Undervotes	Overvotes	Invalid Votes	Rejected write-in votes	Unresolved write-in votes	Precinct Ballots Cast	Absentee Ballots Cast	Total Ballots Cast	Registered Voters	Turnout Percentage
Addison Township, Precinct 1	506	506	105	0	8	3	0	350	476	826	1,854	44.55%
Addison Township, Precinct 2	505	505	68	0	4	0	0	292	532	824	1,886	43.69%
Addison Township, Precinct 3	261	261	34	0	2	0	0	174	283	457	1,327	34.44%
Brandon Township, Precinct 1	434	434	63	0	11	1	0	400	412	812	2,259	35.95%
Brandon Township, Precinct 2	464	464	54	0	14	1	0	404	427	831	2,413	34.44%
Brandon Township, Precinct 3	496	496	74	0	16	1	0	443	447	890	2,512	35.43%
Brandon Township, Precinct 4	554	554	67	0	17	2	0	452	526	978	2,813	34.77%
Brandon Township, Precinct 5	121	121	6	0	7	1	0	161	98	259	1,718	15.08%
Brandon Township, Precinct 6	200	200	30	0	7	0	0	205	161	366	1,114	32.85%
Oakland Township, Precinct 1	356	356	68	0	9	0	0	226	542	768	1,905	40.31%
Oakland Township, Precinct 2	384	384	58	0	15	0	0	322	456	778	2,186	35.59%
Oakland Township, Precinct 3	239	239	40	0	2	1	0	135	314	449	1,147	39.15%
Oakland Township, Precinct 5	331	331	57	0	7	0	0	246	509	755	2,000	37.75%
Oakland Township, Precinct 6	436	436	63	0	13	3	0	254	557	811	2,172	37.34%
Oakland Township, Precinct 8	324	324	31	0	11	3	0	200	428	628	1,517	41.40%
Orion Township, Precinct 1	331	331	36	0	19	1	0	262	442	704	2,067	34.06%
Orion Township, Precinct 2	411	411	42	0	15	1	0	351	476	827	2,338	35.37%
Orion Township, Precinct 3	444	444	67	0	10	1	0	299	600	899	1,959	45.89%
Orion Township, Precinct 4	461	461	56	0	14	0	0	298	569	867	2,280	38.03%
Orion Township, Precinct 5	375	375	51	0	15	3	0	317	524	841	2,254	37.31%

Canvass Results

Canvassed Results

Run Time 7:33 AM
Run Date 08/19/2020

Oakland County, Michigan

Primary Election, Tuesday, August 4, 2020

8/4/2020

Page 217

Official Results

Registered Voters
370035 of 995114 = 37.19%

Precincts Reporting
506 of 506 = 100.00%

Representative in State Legislature 46th District - Republican Party - Vote for not more than 1

Precinct	John Reilly	Cast Votes	Undervotes	Overvotes	Invalid Votes	Rejected write-in votes	Unresolved write-in votes	Precinct Ballots Cast	Absentee Ballots Cast	Total Ballots Cast	Registered Voters	Turnout Percentage
Orion Township, Precinct 6	354	354	52	0	19	2	0	226	553	779	1,801	43.25%
Orion Township, Precinct 7	286	286	48	0	10	0	0	295	398	693	2,058	33.67%
Orion Township, Precinct 8	322	322	47	0	19	1	0	248	515	763	1,826	41.79%
Orion Township, Precinct 9	356	356	43	0	17	2	0	218	595	813	2,371	34.29%
Orion Township, Precinct 10	304	304	31	0	11	2	0	230	427	657	1,679	39.13%
Orion Township, Precinct 11	220	220	31	0	6	0	0	175	293	468	1,340	34.93%
Orion Township, Precinct 12	293	293	33	0	6	1	0	275	399	674	2,062	32.69%
Orion Township, Precinct 13	301	301	35	0	10	0	0	248	428	676	2,064	32.75%
Orion Township, Precinct 14	230	230	30	0	9	2	0	180	353	533	1,325	40.23%
Orion Township, Precinct 15	224	224	29	0	12	0	0	184	404	588	2,061	28.53%
Oxford Township, Precinct 1	427	427	64	0	12	0	0	309	619	928	2,628	35.31%
Oxford Township, Precinct 2	298	298	49	0	14	1	0	189	443	632	2,327	27.16%
Oxford Township, Precinct 3	588	588	104	0	18	0	0	401	741	1,142	2,703	42.25%
Oxford Township, Precinct 4	539	539	70	0	18	1	0	378	592	970	2,459	39.45%
Oxford Township, Precinct 5	272	272	23	0	10	0	0	226	338	564	1,936	29.13%
Oxford Township, Precinct 6	511	511	64	0	18	1	0	308	559	867	2,253	38.48%
Oxford Township, Precinct 7	525	525	74	0	16	2	0	350	693	1,043	2,664	39.15%
Totals	13,683	13,683	1,897	0	441	37	0	10,231	17,129	27,360	75,278	36.35%

Canvass Results

Canvassed Results

Run Time 7:33 AM
Run Date 08/19/2020

Oakland County, Michigan

Primary Election, Tuesday, August 4, 2020

8/4/2020

Page 101

Official Results

Registered Voters

370035 of 995114 = 37.19%

Precincts Reporting

506 of 506 = 100.00%

Representative in State Legislature 51st District - Democratic Party - Vote for not more than 1

Precinct	Brad May	Conner Wallace	Cast Votes	Undervotes	Overvotes	Invalid Votes	Rejected write-in votes	Unresolved write-in votes	Precinct Ballots Cast	Absentee Ballots Cast	Total Ballots Cast	Registered Voters	Turnout Percentage
Groveland Township, Precinct 1	52	37	89	14	0	43	0	0	290	307	597	1,252	47.68%
Groveland Township, Precinct 2	63	42	105	17	0	34	0	0	288	289	577	1,800	32.06%
Groveland Township, Precinct 3	52	50	102	22	0	49	0	0	387	461	848	1,696	50.00%
Holly Township, Precinct 1	116	103	219	31	0	38	0	0	355	315	670	2,549	26.28%
Holly Township, Precinct 2	148	69	217	27	0	31	0	0	306	318	624	2,166	28.81%
Holly Township, Precinct 3	98	95	193	37	0	37	0	0	330	365	695	2,300	30.22%
Holly Township, Precinct 4	168	116	284	44	0	32	0	0	327	534	861	2,511	34.29%
Rose Township, Precinct 1	67	48	115	21	0	25	0	0	239	305	544	1,365	39.85%
Rose Township, Precinct 2	92	57	149	23	0	48	1	0	286	467	753	1,860	40.48%
Rose Township, Precinct 3	66	71	137	24	0	39	0	0	268	503	771	1,949	39.56%
Fenton, Precinct 2	1	0	1	1	0	0	0	0	5	0	5	15	33.33%
Totals	923	688	1,611	261	0	376	1	0	3,081	3,864	6,945	19,463	35.68%

Canvass Results

Canvassed Results

Run Time 7:33 AM
Run Date 08/19/2020

Oakland County, Michigan

Primary Election, Tuesday, August 4, 2020

8/4/2020

Page 218

Official Results

Registered Voters
370035 of 995114 = 37.19%

Precincts Reporting
506 of 506 = 100.00%

Representative in State Legislature 51st District - Republican Party - Vote for not more than 1

Precinct	Mike Mueller	Cast Votes	Undervotes	Overvotes	Invalid Votes	Rejected write-in votes	Unresolved write-in votes	Precinct Ballots Cast	Absentee Ballots Cast	Total Ballots Cast	Registered Voters	Turnout Percentage
Groveland Township, Precinct 1	361	361	73	0	8	1	0	290	307	597	1,252	47.68%
Groveland Township, Precinct 2	349	349	49	0	17	0	0	288	289	577	1,800	32.06%
Groveland Township, Precinct 3	522	522	113	0	7	2	0	387	461	848	1,696	50.00%
Holly Township, Precinct 1	299	299	56	0	24	0	0	355	315	670	2,549	26.28%
Holly Township, Precinct 2	275	275	55	0	11	1	0	306	318	624	2,166	28.81%
Holly Township, Precinct 3	347	347	54	0	18	1	0	330	365	695	2,300	30.22%
Holly Township, Precinct 4	412	412	56	0	20	1	0	327	534	861	2,511	34.29%
Rose Township, Precinct 1	315	315	46	0	15	1	0	239	305	544	1,365	39.85%
Rose Township, Precinct 2	445	445	66	0	13	0	0	286	467	753	1,860	40.48%
Rose Township, Precinct 3	476	476	75	0	9	2	0	268	503	771	1,949	39.56%
Fenton, Precinct 2	2	2	0	0	0	0	0	5	0	5	15	33.33%
Totals	3,803	3,803	643	0	142	9	0	3,081	3,864	6,945	19,463	35.68%

Canvass Results

Canvassed Results

Run Time 7:33 AM
Run Date 08/19/2020

Oakland County, Michigan

Primary Election, Tuesday, August 4, 2020

8/4/2020

Page 219

Official Results

Registered Voters

370035 of 995114 = 37.19%

Precincts Reporting

506 of 506 = 100.00%

Judge of Circuit Court 6th Circuit Non-Incumbent Position - Nonpartisan Party - Vote for not more than 1

Precinct	Clarence Dass	Maura Battersby Murphy	Lorie Savin	Nadine Hatten (W)	Cast Votes	Undervotes	Overvotes	Rejected write-in votes	Unresolved write-in votes	Precinct Ballots Cast	Absentee Ballots Cast	Total Ballots Cast	Registered Voters	Turnout Percentage
Addison Township, Precinct 1	137	74	120	2	333	487	2	4	0	350	476	826	1,854	44.55%
Addison Township, Precinct 2	153	87	122	1	363	460	0	1	0	292	532	824	1,886	43.69%
Addison Township, Precinct 3	77	37	81	0	195	262	0	0	0	174	283	457	1,327	34.44%
Bloomfield Township, Precinct 1	174	73	123	0	370	268	0	0	0	190	448	638	1,693	37.68%
Bloomfield Township, Precinct 2	295	159	220	3	677	293	0	0	0	307	663	970	2,249	43.13%
Bloomfield Township, Precinct 3	297	151	217	4	669	274	0	1	0	318	626	944	2,138	44.15%
Bloomfield Township, Precinct 4	221	93	123	5	442	358	1	2	0	233	570	803	1,543	52.04%
Bloomfield Township, Precinct 5	279	244	216	13	752	298	0	1	0	326	725	1,051	2,259	46.53%
Bloomfield Township, Precinct 6	342	170	240	3	755	288	2	1	0	342	704	1,046	2,023	51.71%
Bloomfield Township, Precinct 7	374	215	198	4	791	312	0	2	0	384	721	1,105	2,175	50.80%
Bloomfield Township, Precinct 8	264	145	285	5	699	254	3	4	0	206	754	960	2,051	46.81%
Bloomfield Township, Precinct 9	307	203	309	3	822	296	4	1	0	308	815	1,123	2,350	47.79%
Bloomfield Township, Precinct 10	193	137	167	3	500	313	1	1	0	226	589	815	1,781	45.76%

Canvass Results

Canvassed Results

Run Time 7:33 AM
Run Date 08/19/2020

Oakland County, Michigan

Primary Election, Tuesday, August 4, 2020

8/4/2020

Page 220

Official Results

Registered Voters

370035 of 995114 = 37.19%

Precincts Reporting

506 of 506 = 100.00%

Judge of Circuit Court 6th Circuit Non-Incumbent Position - Nonpartisan Party - Vote for not more than 1

Precinct	Clarence Dass	Maura Battersby Murphy	Lorie Savin	Nadine Hatten (W)	Cast Votes	Undervotes	Overvotes	Rejected write-in votes	Unresolved write-in votes	Precinct Ballots Cast	Absentee Ballots Cast	Total Ballots Cast	Registered Voters	Turnout Percentage
Bloomfield Township, Precinct 11	162	113	118	7	400	219	0	2	0	154	467	621	1,371	45.30%
Bloomfield Township, Precinct 12	304	148	327	2	781	285	0	0	0	255	811	1,066	1,977	53.92%
Bloomfield Township, Precinct 13	181	177	187	5	550	321	0	0	0	233	638	871	1,792	48.60%
Bloomfield Township, Precinct 14	193	236	200	1	630	276	2	2	0	266	644	910	1,694	53.72%
Bloomfield Township, Precinct 15	371	208	287	1	867	393	0	2	0	351	911	1,262	2,634	47.91%
Bloomfield Township, Precinct 16	357	219	188	3	767	493	1	5	0	339	927	1,266	3,039	41.66%
Bloomfield Township, Precinct 17	283	246	328	5	862	371	0	1	0	314	920	1,234	2,280	54.12%
Bloomfield Township, Precinct 18	206	179	203	1	589	412	3	0	0	273	731	1,004	2,126	47.22%
Brandon Township, Precinct 1	154	55	140	2	351	460	0	1	0	400	412	812	2,259	35.95%
Brandon Township, Precinct 2	156	69	120	1	346	484	0	1	0	404	427	831	2,413	34.44%
Brandon Township, Precinct 3	156	97	159	0	412	477	1	0	0	443	447	890	2,512	35.43%
Brandon Township, Precinct 4	165	97	169	4	435	539	2	2	0	452	526	978	2,813	34.77%
Brandon Township, Precinct 5	36	29	41	2	108	151	0	0	0	161	98	259	1,718	15.08%
Brandon Township, Precinct 6	70	35	64	1	170	196	0	0	0	205	161	366	1,114	32.85%

Canvass Results

Canvassed Results

Run Time 7:33 AM
Run Date 08/19/2020

Oakland County, Michigan

Primary Election, Tuesday, August 4, 2020

8/4/2020

Page 221

Official Results

Registered Voters

370035 of 995114 = 37.19%

Precincts Reporting

506 of 506 = 100.00%

Judge of Circuit Court 6th Circuit Non-Incumbent Position - Nonpartisan Party - Vote for not more than 1

Precinct	Clarence Dass	Maura Battersby Murphy	Lorie Savin	Nadine Hatten (W)	Cast Votes	Undervotes	Overvotes	Rejected write-in votes	Unresolved write-in votes	Precinct Ballots Cast	Absentee Ballots Cast	Total Ballots Cast	Registered Voters	Turnout Percentage
Commerce Township, Precinct 1	147	108	146	2	403	420	0	2	0	339	486	825	2,289	36.04%
Commerce Township, Precinct 2	139	97	160	2	398	385	1	1	0	237	548	785	2,479	31.67%
Commerce Township, Precinct 3	164	77	213	7	461	524	1	2	0	211	777	988	2,558	38.62%
Commerce Township, Precinct 4	208	81	159	3	451	342	1	2	0	270	526	796	2,445	32.56%
Commerce Township, Precinct 5	208	105	157	3	473	446	1	2	0	281	641	922	2,633	35.02%
Commerce Township, Precinct 6	118	65	137	0	320	322	0	0	0	241	401	642	1,959	32.77%
Commerce Township, Precinct 7	198	121	181	1	501	497	0	3	0	259	742	1,001	2,359	42.43%
Commerce Township, Precinct 8	215	128	164	3	510	487	0	0	0	299	698	997	2,542	39.22%
Commerce Township, Precinct 9	177	111	216	2	506	439	0	3	0	313	635	948	2,772	34.20%
Commerce Township, Precinct 10	156	87	146	2	391	358	1	3	0	244	509	753	2,249	33.48%
Commerce Township, Precinct 11	146	110	148	5	409	428	0	1	0	225	613	838	2,537	33.03%
Commerce Township, Precinct 12	72	45	84	3	204	259	1	0	0	171	293	464	1,428	32.49%

Canvass Results

Canvassed Results

Run Time 7:33 AM
Run Date 08/19/2020

Oakland County, Michigan

Primary Election, Tuesday, August 4, 2020

8/4/2020

Page 222

Official Results

Registered Voters
370035 of 995114 = 37.19%

Precincts Reporting
506 of 506 = 100.00%

Judge of Circuit Court 6th Circuit Non-Incumbent Position - Nonpartisan Party - Vote for not more than 1

Precinct	Clarence Dass	Maura Battersby Murphy	Lorie Savin	Nadine Hatten (W)	Cast Votes	Undervotes	Overvotes	Rejected write-in votes	Unresolved write-in votes	Precinct Ballots Cast	Absentee Ballots Cast	Total Ballots Cast	Registered Voters	Turnout Percentage
Commerce Township, Precinct 13	176	90	132	5	403	417	1	0	0	276	545	821	2,500	32.84%
Commerce Township, Precinct 14	49	48	74	0	171	204	0	0	0	195	180	375	1,886	19.88%
Commerce Township, Precinct 15	155	68	150	3	376	319	0	2	0	278	419	697	1,975	35.29%
Groveland Township, Precinct 1	117	88	150	0	355	240	0	2	0	290	307	597	1,252	47.68%
Groveland Township, Precinct 2	132	87	150	4	373	204	0	0	0	288	289	577	1,800	32.06%
Groveland Township, Precinct 3	185	92	210	0	487	361	0	0	0	387	461	848	1,696	50.00%
Highland Township, Precinct 1	242	100	176	1	519	536	1	2	0	297	761	1,058	2,850	37.12%
Highland Township, Precinct 2	149	102	121	2	374	391	0	4	0	271	498	769	2,274	33.82%
Highland Township, Precinct 3	89	52	82	0	223	270	0	2	0	160	335	495	1,745	28.37%
Highland Township, Precinct 4	204	109	136	2	451	505	2	2	0	287	673	960	2,411	39.82%
Highland Township, Precinct 5	110	80	124	0	314	338	0	0	0	213	439	652	1,422	45.85%
Highland Township, Precinct 6	161	97	150	1	409	482	1	2	0	306	588	894	2,096	42.65%

Canvass Results

Canvassed Results

Run Time 7:33 AM
Run Date 08/19/2020

Oakland County, Michigan

Primary Election, Tuesday, August 4, 2020

8/4/2020

Page 223

Official Results

Registered Voters

370035 of 995114 = 37.19%

Precincts Reporting

506 of 506 = 100.00%

Judge of Circuit Court 6th Circuit Non-Incumbent Position - Nonpartisan Party - Vote for not more than 1

Precinct	Clarence Dass	Maura Battersby Murphy	Lorie Savin	Nadine Hatten (W)	Cast Votes	Undervotes	Overvotes	Rejected write-in votes	Unresolved write-in votes	Precinct Ballots Cast	Absentee Ballots Cast	Total Ballots Cast	Registered Voters	Turnout Percentage
Highland Township, Precinct 7	90	48	82	0	220	277	0	0	0	218	279	497	1,446	34.37%
Highland Township, Precinct 8	135	85	143	1	364	298	0	1	0	173	490	663	1,595	41.57%
Holly Township, Precinct 1	120	97	205	0	422	247	1	0	0	355	315	670	2,549	26.28%
Holly Township, Precinct 2	161	80	161	11	413	210	0	1	0	306	318	624	2,166	28.81%
Holly Township, Precinct 3	163	127	153	1	444	250	0	1	0	330	365	695	2,300	30.22%
Holly Township, Precinct 4	195	125	218	4	542	317	1	1	0	327	534	861	2,511	34.29%
Independence Township, Precinct 1	286	140	220	3	649	390	1	3	0	341	702	1,043	2,714	38.43%
Independence Township, Precinct 2	214	139	167	2	522	282	1	0	0	283	522	805	2,014	39.97%
Independence Township, Precinct 3	231	101	236	0	568	328	1	3	0	262	638	900	2,165	41.57%
Independence Township, Precinct 4	248	94	212	0	554	327	0	1	0	274	608	882	2,070	42.61%
Independence Township, Precinct 5	246	164	267	4	681	412	0	1	0	325	769	1,094	2,452	44.62%
Independence Township, Precinct 6	220	138	258	1	617	355	1	0	0	328	645	973	2,343	41.53%
Independence Township, Precinct 7	264	143	247	8	662	361	1	2	0	315	711	1,026	2,552	40.20%
Independence Township, Precinct 8	200	147	176	0	523	299	0	2	0	249	575	824	1,873	43.99%

Canvass Results

Canvassed Results

Run Time 7:33 AM
Run Date 08/19/2020

Oakland County, Michigan

Primary Election, Tuesday, August 4, 2020

8/4/2020

Page 224

Official Results

Registered Voters

370035 of 995114 = 37.19%

Precincts Reporting

506 of 506 = 100.00%

Judge of Circuit Court 6th Circuit Non-Incumbent Position - Nonpartisan Party - Vote for not more than 1

Precinct	Clarence Dass	Maura Battersby Murphy	Lorie Savin	Nadine Hatten (W)	Cast Votes	Undervotes	Overvotes	Rejected write-in votes	Unresolved write-in votes	Precinct Ballots Cast	Absentee Ballots Cast	Total Ballots Cast	Registered Voters	Turnout Percentage
Independence Township, Precinct 9	242	115	270	3	630	333	1	3	0	346	621	967	2,446	39.53%
Independence Township, Precinct 10	156	93	140	0	389	250	0	1	0	252	388	640	2,478	25.83%
Independence Township, Precinct 11	197	144	226	0	567	324	0	2	0	319	574	893	2,760	32.36%
Independence Township, Precinct 12	113	47	105	2	267	143	1	1	0	135	277	412	1,149	35.86%
Independence Township, Precinct 13	177	88	155	4	424	207	0	1	0	180	452	632	1,847	34.22%
Lyon Township, Precinct 1	176	168	226	1	571	431	1	5	0	312	696	1,008	2,472	40.78%
Lyon Township, Precinct 2	44	38	66	2	150	91	0	0	0	60	181	241	518	46.53%
Lyon Township, Precinct 3	183	119	190	0	492	380	1	3	0	286	590	876	2,447	35.80%
Lyon Township, Precinct 4	140	136	135	2	413	315	3	1	0	260	472	732	1,884	38.85%
Lyon Township, Precinct 5	210	153	227	3	593	473	1	1	0	284	784	1,068	2,229	47.91%
Lyon Township, Precinct 6	323	209	274	4	810	542	0	2	0	352	1,002	1,354	3,075	44.03%
Lyon Township, Precinct 7	21	23	21	3	68	64	0	0	0	33	99	132	438	30.14%
Lyon Township, Precinct 8	49	52	56	1	158	86	1	0	0	111	134	245	485	50.52%
Lyon Township, Precinct 9	229	172	206	1	608	424	1	3	0	360	676	1,036	2,106	49.19%
Milford Township, Precinct 1	213	132	210	2	557	307	0	1	0	278	587	865	1,824	47.42%
Milford Township, Precinct 2	137	64	113	1	315	181	0	1	0	214	283	497	1,854	26.81%
Milford Township, Precinct 3	238	137	167	1	543	289	0	1	0	257	576	833	1,913	43.54%

Canvass Results

Canvassed Results

Run Time 7:33 AM
Run Date 08/19/2020

Oakland County, Michigan

Primary Election, Tuesday, August 4, 2020

8/4/2020

Page 225

Official Results

Registered Voters

370035 of 995114 = 37.19%

Precincts Reporting

506 of 506 = 100.00%

Judge of Circuit Court 6th Circuit Non-Incumbent Position - Nonpartisan Party - Vote for not more than 1

Precinct	Clarence Dass	Maura Battersby Murphy	Lorie Savin	Nadine Hatten (W)	Cast Votes	Undervotes	Overvotes	Rejected write-in votes	Unresolved write-in votes	Precinct Ballots Cast	Absentee Ballots Cast	Total Ballots Cast	Registered Voters	Turnout Percentage
Milford Township, Precinct 4	122	115	157	2	396	202	0	1	0	206	393	599	1,507	39.75%
Milford Township, Precinct 5	135	101	170	1	407	233	1	4	0	193	452	645	1,553	41.53%
Milford Township, Precinct 6	171	115	160	1	447	314	0	2	0	222	541	763	1,793	42.55%
Milford Township, Precinct 7	165	147	241	0	553	328	1	2	0	268	616	884	2,142	41.27%
Milford Township, Precinct 8	132	92	168	1	393	247	0	0	0	194	446	640	1,430	44.76%
Novi Township, Precinct 1	12	7	19	0	38	38	0	0	0	76	0	76	136	55.88%
Oakland Township, Precinct 1	178	119	163	5	465	301	2	0	0	226	542	768	1,905	40.31%
Oakland Township, Precinct 2	190	96	196	2	484	293	0	1	0	322	456	778	2,186	35.59%
Oakland Township, Precinct 3	130	66	86	1	283	165	0	1	0	135	314	449	1,147	39.15%
Oakland Township, Precinct 4	170	88	139	3	400	245	0	2	0	176	471	647	1,580	40.95%
Oakland Township, Precinct 5	205	115	203	5	528	224	1	2	0	246	509	755	2,000	37.75%
Oakland Township, Precinct 6	259	106	170	3	538	272	0	1	0	254	557	811	2,172	37.34%
Oakland Township, Precinct 7	314	176	180	5	675	418	2	1	0	302	794	1,096	2,533	43.27%
Oakland Township, Precinct 8	159	111	165	1	436	191	0	1	0	200	428	628	1,517	41.40%
Orion Township, Precinct 1	193	104	154	4	455	248	0	1	0	262	442	704	2,067	34.06%
Orion Township, Precinct 2	210	114	192	2	518	308	0	1	0	351	476	827	2,338	35.37%
Orion Township, Precinct 3	241	125	211	2	579	319	0	1	0	299	600	899	1,959	45.89%
Orion Township, Precinct 4	254	119	191	0	564	301	0	2	0	298	569	867	2,280	38.03%
Orion Township, Precinct 5	223	152	185	0	560	281	0	0	0	317	524	841	2,254	37.31%
Orion Township, Precinct 6	183	90	219	2	494	285	0	0	0	226	553	779	1,801	43.25%

Canvass Results

Canvassed Results

Run Time 7:33 AM
Run Date 08/19/2020

Oakland County, Michigan

Primary Election, Tuesday, August 4, 2020

8/4/2020

Page 226

Official Results

Registered Voters
370035 of 995114 = 37.19%

Precincts Reporting
506 of 506 = 100.00%

Judge of Circuit Court 6th Circuit Non-Incumbent Position - Nonpartisan Party - Vote for not more than 1

Precinct	Clarence Dass	Maura Battersby Murphy	Lorie Savin	Nadine Hatten (W)	Cast Votes	Undervotes	Overvotes	Rejected write-in votes	Unresolved write-in votes	Precinct Ballots Cast	Absentee Ballots Cast	Total Ballots Cast	Registered Voters	Turnout Percentage
Orion Township, Precinct 7	176	98	162	6	442	250	0	1	0	295	398	693	2,058	33.67%
Orion Township, Precinct 8	158	136	213	3	510	252	0	1	0	248	515	763	1,826	41.79%
Orion Township, Precinct 9	232	104	215	0	551	259	3	0	0	218	595	813	2,371	34.29%
Orion Township, Precinct 10	219	90	145	3	457	198	0	2	0	230	427	657	1,679	39.13%
Orion Township, Precinct 11	138	62	100	0	300	167	0	1	0	175	293	468	1,340	34.93%
Orion Township, Precinct 12	154	85	185	3	427	245	0	2	0	275	399	674	2,062	32.69%
Orion Township, Precinct 13	154	105	177	0	436	239	0	1	0	248	428	676	2,064	32.75%
Orion Township, Precinct 14	124	80	132	0	336	196	1	0	0	180	353	533	1,325	40.23%
Orion Township, Precinct 15	164	60	157	3	384	203	0	1	0	184	404	588	2,061	28.53%
Oxford Township, Precinct 1	189	138	203	6	536	391	1	0	0	309	619	928	2,628	35.31%
Oxford Township, Precinct 2	119	110	153	2	384	248	0	0	0	189	443	632	2,327	27.16%
Oxford Township, Precinct 3	257	129	302	3	691	449	0	2	0	401	741	1,142	2,703	42.25%
Oxford Township, Precinct 4	242	131	216	2	591	378	0	1	0	378	592	970	2,459	39.45%
Oxford Township, Precinct 5	114	86	123	1	324	239	0	1	0	226	338	564	1,936	29.13%
Oxford Township, Precinct 6	201	98	205	0	504	361	1	1	0	308	559	867	2,253	38.48%
Oxford Township, Precinct 7	257	129	226	2	614	425	0	4	0	350	693	1,043	2,664	39.15%
Rose Township, Precinct 1	67	51	99	0	217	326	0	1	0	239	305	544	1,365	39.85%
Rose Township, Precinct 2	170	66	130	5	371	382	0	0	0	286	467	753	1,860	40.48%
Rose Township, Precinct 3	159	89	115	3	366	403	0	2	0	268	503	771	1,949	39.56%

Canvass Results

Canvassed Results

Run Time 7:33 AM
Run Date 08/19/2020

Oakland County, Michigan

Primary Election, Tuesday, August 4, 2020

8/4/2020

Page 227

Official Results

Registered Voters

370035 of 995114 = 37.19%

Precincts Reporting

506 of 506 = 100.00%

Judge of Circuit Court 6th Circuit Non-Incumbent Position - Nonpartisan Party - Vote for not more than 1

Precinct	Clarence Dass	Maura Battersby Murphy	Lorie Savin	Nadine Hatten (W)	Cast Votes	Undervotes	Overvotes	Rejected write-in votes	Unresolved write-in votes	Precinct Ballots Cast	Absentee Ballots Cast	Total Ballots Cast	Registered Voters	Turnout Percentage
Royal Oak Township, Precinct 1	61	60	90	1	212	182	0	1	0	223	172	395	1,458	27.09%
Royal Oak Township, Precinct 2	85	53	72	2	212	175	0	1	0	246	142	388	1,125	34.49%
Southfield Township, Precinct 1	87	65	81	1	234	156	1	0	0	171	220	391	935	41.82%
Southfield Township, Precinct 2	79	70	128	3	280	224	0	2	0	228	278	506	1,092	46.34%
Southfield Township, Precinct 3	63	72	92	0	227	173	0	0	0	184	216	400	860	46.51%
Southfield Township, Precinct 4	124	125	129	4	382	235	1	0	0	249	369	618	1,316	46.96%
Southfield Township, Precinct 5	101	169	108	0	378	290	2	1	0	293	378	671	1,386	48.41%
Southfield Township, Precinct 6	122	251	214	2	589	315	0	0	0	321	583	904	2,067	43.73%
Southfield Township, Precinct 7	99	112	109	2	322	163	0	0	0	196	289	485	1,145	42.36%
Southfield Township, Precinct 8	141	139	235	0	515	181	0	0	0	246	450	696	1,490	46.71%
Southfield Township, Precinct 9	112	88	189	5	394	182	0	0	0	299	277	576	1,292	44.58%
Southfield Township, Precinct 10	103	69	110	3	285	193	0	0	0	175	303	478	1,000	47.80%

Canvass Results

Canvassed Results

Run Time 7:33 AM
Run Date 08/19/2020

Oakland County, Michigan

Primary Election, Tuesday, August 4, 2020

8/4/2020

Page 228

Official Results

Registered Voters

370035 of 995114 = 37.19%

Precincts Reporting

506 of 506 = 100.00%

Judge of Circuit Court 6th Circuit Non-Incumbent Position - Nonpartisan Party - Vote for not more than 1

Precinct	Clarence Dass	Maura Battersby Murphy	Lorie Savin	Nadine Hatten (W)	Cast Votes	Undervotes	Overvotes	Rejected write-in votes	Unresolved write-in votes	Precinct Ballots Cast	Absentee Ballots Cast	Total Ballots Cast	Registered Voters	Turnout Percentage
Springfield Township, Precinct 1	147	73	149	1	370	357	0	2	0	339	390	729	1,629	44.75%
Springfield Township, Precinct 2	107	57	126	1	291	341	0	0	0	305	327	632	1,874	33.72%
Springfield Township, Precinct 3	206	90	154	6	456	426	1	4	0	406	481	887	2,186	40.58%
Springfield Township, Precinct 4	110	66	91	0	267	263	0	0	0	198	332	530	1,504	35.24%
Springfield Township, Precinct 5	205	76	154	2	437	295	0	0	0	254	478	732	1,825	40.11%
Springfield Township, Precinct 6	133	63	111	1	308	378	1	2	0	295	394	689	1,714	40.20%
Springfield Township, Precinct 7	63	38	71	1	173	217	0	0	0	200	190	390	947	41.18%
Waterford Township, Precinct 1	81	32	68	1	182	171	0	0	0	107	246	353	933	37.83%
Waterford Township, Precinct 2	260	115	190	1	566	603	0	3	0	353	819	1,172	3,018	38.83%
Waterford Township, Precinct 3	174	93	182	2	451	548	0	1	0	383	617	1,000	2,879	34.73%
Waterford Township, Precinct 4	269	80	173	3	525	474	0	5	0	349	655	1,004	2,698	37.21%
Waterford Township, Precinct 5	262	131	240	2	635	610	1	3	0	391	858	1,249	3,103	40.25%

Canvass Results

Canvassed Results

Run Time 7:33 AM
Run Date 08/19/2020

Oakland County, Michigan

Primary Election, Tuesday, August 4, 2020

8/4/2020

Page 229

Official Results

Registered Voters

370035 of 995114 = 37.19%

Precincts Reporting

506 of 506 = 100.00%

Judge of Circuit Court 6th Circuit Non-Incumbent Position - Nonpartisan Party - Vote for not more than 1

Precinct	Clarence Dass	Maura Battersby Murphy	Lorie Savin	Nadine Hatten (W)	Cast Votes	Undervotes	Overvotes	Rejected write-in votes	Unresolved write-in votes	Precinct Ballots Cast	Absentee Ballots Cast	Total Ballots Cast	Registered Voters	Turnout Percentage
Waterford Township, Precinct 6	214	114	227	6	561	485	2	0	0	298	750	1,048	2,841	36.89%
Waterford Township, Precinct 7	179	106	190	4	479	439	0	1	0	323	596	919	2,925	31.42%
Waterford Township, Precinct 8	203	95	172	1	471	477	1	1	0	296	654	950	2,735	34.73%
Waterford Township, Precinct 9	235	144	169	4	552	576	2	4	0	326	808	1,134	2,804	40.44%
Waterford Township, Precinct 10	143	73	119	0	335	347	1	1	0	217	467	684	1,599	42.78%
Waterford Township, Precinct 11	210	116	128	2	456	391	1	3	0	280	571	851	2,881	29.54%
Waterford Township, Precinct 12	208	133	188	1	530	546	2	2	0	317	763	1,080	2,920	36.99%
Waterford Township, Precinct 13	226	90	210	2	528	484	4	0	0	369	647	1,016	2,994	33.93%
Waterford Township, Precinct 14	144	89	158	5	396	367	0	2	0	245	520	765	2,882	26.54%
Waterford Township, Precinct 15	179	127	193	8	507	432	0	4	0	353	590	943	2,962	31.84%
Waterford Township, Precinct 16	239	100	203	2	544	556	0	2	0	370	732	1,102	3,140	35.10%
Waterford Township, Precinct 17	229	120	161	3	513	479	1	2	0	323	672	995	2,900	34.31%

Canvass Results

Canvassed Results

Run Time 7:33 AM
Run Date 08/19/2020

Oakland County, Michigan

Primary Election, Tuesday, August 4, 2020

8/4/2020

Page 230

Official Results

Registered Voters
370035 of 995114 = 37.19%

Precincts Reporting
506 of 506 = 100.00%

Judge of Circuit Court 6th Circuit Non-Incumbent Position - Nonpartisan Party - Vote for not more than 1

Precinct	Clarence Dass	Maura Battersby Murphy	Lorie Savin	Nadine Hatten (W)	Cast Votes	Undervotes	Overvotes	Rejected write-in votes	Unresolved write-in votes	Precinct Ballots Cast	Absentee Ballots Cast	Total Ballots Cast	Registered Voters	Turnout Percentage
Waterford Township, Precinct 18	170	86	165	0	421	383	0	1	0	249	556	805	2,368	33.99%
Waterford Township, Precinct 19	181	82	211	2	476	442	0	2	0	239	681	920	2,696	34.12%
Waterford Township, Precinct 20	222	121	165	3	511	438	0	1	0	304	646	950	3,065	31.00%
Waterford Township, Precinct 21	161	132	175	1	469	444	1	0	0	302	612	914	3,000	30.47%
West Bloomfield Township, Precinct 1	209	123	376	3	711	284	0	2	0	220	777	997	2,312	43.12%
West Bloomfield Township, Precinct 2	203	114	205	1	523	274	1	2	0	219	581	800	2,397	33.38%
West Bloomfield Township, Precinct 3	116	90	108	2	316	138	1	0	0	153	302	455	1,101	41.33%
West Bloomfield Township, Precinct 4	197	116	297	7	617	303	0	1	0	219	702	921	2,445	37.67%
West Bloomfield Township, Precinct 5	224	140	220	2	586	269	1	0	0	261	595	856	2,328	36.77%
West Bloomfield Township, Precinct 6	142	93	230	2	467	211	3	0	0	179	502	681	2,029	33.56%
West Bloomfield Township, Precinct 7	138	78	255	4	475	195	0	2	0	136	536	672	1,635	41.10%
West Bloomfield Township, Precinct 8	232	150	294	2	678	312	0	2	0	259	733	992	2,458	40.36%

Canvass Results

Canvassed Results

Run Time 7:33 AM
Run Date 08/19/2020

Oakland County, Michigan

Primary Election, Tuesday, August 4, 2020

8/4/2020

Page 231

Official Results

Registered Voters

370035 of 995114 = 37.19%

Precincts Reporting

506 of 506 = 100.00%

Judge of Circuit Court 6th Circuit Non-Incumbent Position - Nonpartisan Party - Vote for not more than 1

Precinct	Clarence Dass	Maura Battersby Murphy	Lorie Savin	Nadine Hatten (W)	Cast Votes	Undervotes	Overvotes	Rejected write-in votes	Unresolved write-in votes	Precinct Ballots Cast	Absentee Ballots Cast	Total Ballots Cast	Registered Voters	Turnout Percentage
West Bloomfield Township, Precinct 9	166	103	268	3	540	252	1	1	0	214	580	794	1,829	43.41%
West Bloomfield Township, Precinct 10	231	138	400	0	769	308	0	2	0	175	904	1,079	2,570	41.98%
West Bloomfield Township, Precinct 11	181	124	261	3	569	270	0	3	0	193	649	842	2,251	37.41%
West Bloomfield Township, Precinct 12	174	105	370	4	653	371	0	2	0	176	850	1,026	2,519	40.73%
West Bloomfield Township, Precinct 13	230	96	398	6	730	303	0	1	0	218	816	1,034	2,094	49.38%
West Bloomfield Township, Precinct 14	200	93	133	1	427	235	0	0	0	233	429	662	1,834	36.10%
West Bloomfield Township, Precinct 15	232	184	393	8	817	380	1	1	0	234	965	1,199	2,783	43.08%
West Bloomfield Township, Precinct 16	267	126	447	4	844	313	1	1	0	240	919	1,159	2,479	46.75%
West Bloomfield Township, Precinct 17	223	126	353	2	704	341	1	3	0	208	841	1,049	2,303	45.55%
West Bloomfield Township, Precinct 18	185	120	236	0	541	237	2	0	0	182	598	780	1,828	42.67%
West Bloomfield Township, Precinct 19	211	89	383	3	686	305	1	2	0	194	800	994	2,016	49.31%
West Bloomfield Township, Precinct 20	102	63	237	1	403	173	1	0	0	148	429	577	1,473	39.17%

Canvass Results

Canvassed Results

Run Time 7:33 AM
Run Date 08/19/2020

Oakland County, Michigan

Primary Election, Tuesday, August 4, 2020

8/4/2020

Page 232

Official Results

Registered Voters

370035 of 995114 = 37.19%

Precincts Reporting

506 of 506 = 100.00%

Judge of Circuit Court 6th Circuit Non-Incumbent Position - Nonpartisan Party - Vote for not more than 1

Precinct	Clarence Dass	Maura Battersby Murphy	Lorie Savin	Nadine Hatten (W)	Cast Votes	Undervotes	Overvotes	Rejected write-in votes	Unresolved write-in votes	Precinct Ballots Cast	Absentee Ballots Cast	Total Ballots Cast	Registered Voters	Turnout Percentage
West Bloomfield Township, Precinct 21	106	87	186	5	384	210	1	1	0	151	445	596	1,908	31.24%
West Bloomfield Township, Precinct 22	220	129	315	4	668	387	0	0	0	162	893	1,055	2,668	39.54%
West Bloomfield Township, Precinct 23	262	125	349	2	738	277	0	3	0	203	815	1,018	2,818	36.12%
West Bloomfield Township, Precinct 24	199	90	154	4	447	171	1	1	0	173	447	620	1,944	31.89%
West Bloomfield Township, Precinct 25	230	125	228	2	585	315	1	3	0	235	669	904	2,163	41.79%
White Lake Township, Precinct 1	208	98	168	2	476	480	2	2	0	373	587	960	2,397	40.05%
White Lake Township, Precinct 2	162	109	201	0	472	445	1	0	0	363	555	918	2,335	39.31%
White Lake Township, Precinct 3	107	50	92	1	250	305	1	1	0	184	373	557	1,403	39.70%
White Lake Township, Precinct 4	90	46	45	2	183	230	0	2	0	143	272	415	1,075	38.60%
White Lake Township, Precinct 5	211	102	168	3	484	500	1	1	0	353	633	986	2,275	43.34%
White Lake Township, Precinct 6	212	87	169	5	473	507	1	3	0	374	610	984	2,899	33.94%
White Lake Township, Precinct 7	176	101	140	0	417	409	1	1	0	261	567	828	1,826	45.35%

Canvass Results

Canvassed Results

Run Time 7:33 AM
Run Date 08/19/2020

Oakland County, Michigan

Primary Election, Tuesday, August 4, 2020

8/4/2020

Page 233

Official Results

Registered Voters

370035 of 995114 = 37.19%

Precincts Reporting

506 of 506 = 100.00%

Judge of Circuit Court 6th Circuit Non-Incumbent Position - Nonpartisan Party - Vote for not more than 1

Precinct	Clarence Dass	Maura Battersby Murphy	Lorie Savin	Nadine Hatten (W)	Cast Votes	Undervotes	Overvotes	Rejected write-in votes	Unresolved write-in votes	Precinct Ballots Cast	Absentee Ballots Cast	Total Ballots Cast	Registered Voters	Turnout Percentage
White Lake Township, Precinct 8	121	97	122	0	340	435	1	0	0	326	450	776	2,724	28.49%
White Lake Township, Precinct 9	124	59	142	2	327	383	1	1	0	274	438	712	2,133	33.38%
White Lake Township, Precinct 10	159	73	131	0	363	363	0	1	0	279	448	727	2,554	28.47%
White Lake Township, Precinct 11	172	117	134	7	430	458	0	1	0	302	587	889	2,408	36.92%
White Lake Township, Precinct 12	106	51	113	1	271	285	0	0	0	176	380	556	1,411	39.40%
Auburn Hills, Precinct 1	141	44	79	0	264	87	0	2	0	167	186	353	1,263	27.95%
Auburn Hills, Precinct 2	127	99	113	6	345	160	1	4	0	185	325	510	1,493	34.16%
Auburn Hills, Precinct 3	138	72	161	0	371	177	0	5	0	230	323	553	2,069	26.73%
Auburn Hills, Precinct 4	132	80	113	4	329	169	0	3	0	206	295	501	1,874	26.73%
Auburn Hills, Precinct 5	132	83	134	1	350	166	0	2	0	181	337	518	1,357	38.17%
Auburn Hills, Precinct 6	323	127	268	7	725	325	1	1	0	184	868	1,052	2,258	46.59%
Auburn Hills, Precinct 7	193	91	124	8	416	206	0	2	0	236	388	624	2,009	31.06%
Auburn Hills, Precinct 8	149	87	127	4	367	148	1	6	0	201	321	522	1,794	29.10%
Auburn Hills, Precinct 9	101	53	114	2	270	142	1	1	0	123	291	414	1,438	28.79%
Berkley, Precinct 1	188	120	161	2	471	397	0	2	0	350	520	870	1,997	43.57%
Berkley, Precinct 2	142	138	166	8	454	306	0	1	0	332	429	761	1,860	40.91%
Berkley, Precinct 3	134	114	166	5	419	350	2	0	0	343	428	771	1,910	40.37%

Canvass Results

Canvassed Results

Run Time 7:33 AM
Run Date 08/19/2020

Oakland County, Michigan

Primary Election, Tuesday, August 4, 2020

8/4/2020

Page 234

Official Results

Registered Voters

370035 of 995114 = 37.19%

Precincts Reporting

506 of 506 = 100.00%

Judge of Circuit Court 6th Circuit Non-Incumbent Position - Nonpartisan Party - Vote for not more than 1

Precinct	Clarence Dass	Maura Battersby Murphy	Lorie Savin	Nadine Hatten (W)	Cast Votes	Undervotes	Overvotes	Rejected write-in votes	Unresolved write-in votes	Precinct Ballots Cast	Absentee Ballots Cast	Total Ballots Cast	Registered Voters	Turnout Percentage
Berkley, Precinct 4	149	102	166	6	423	369	0	1	0	361	432	793	1,921	41.28%
Berkley, Precinct 5	118	102	159	2	381	300	0	0	0	320	361	681	1,668	40.83%
Berkley, Precinct 6	149	81	158	1	389	287	1	4	0	334	347	681	1,899	35.86%
Berkley, Precinct 7	143	107	176	7	433	295	0	1	0	324	405	729	1,872	38.94%
Birmingham, Precinct 1	187	125	158	3	473	344	0	1	0	317	501	818	2,058	39.75%
Birmingham, Precinct 2	178	107	198	1	484	340	0	1	0	333	492	825	2,022	40.80%
Birmingham, Precinct 3	158	108	134	4	404	289	0	0	0	307	386	693	1,802	38.46%
Birmingham, Precinct 4	146	142	194	1	483	356	0	1	0	321	519	840	2,036	41.26%
Birmingham, Precinct 5	179	151	206	0	536	326	0	0	0	335	527	862	2,025	42.57%
Birmingham, Precinct 6	197	127	216	1	541	363	1	1	0	283	623	906	2,347	38.60%
Birmingham, Precinct 7	177	131	209	5	522	335	1	3	0	399	462	861	2,397	35.92%
Birmingham, Precinct 8	147	111	194	0	452	313	0	0	0	328	437	765	2,019	37.89%
Birmingham, Precinct 9	127	85	103	1	316	242	0	0	0	284	274	558	1,586	35.18%
Bloomfield Hills, Precinct 1	276	167	205	0	648	321	0	1	0	287	683	970	2,139	45.35%
Bloomfield Hills, Precinct 2	172	101	182	0	455	223	0	0	0	174	504	678	1,715	39.53%
Clarkston, Precinct 1	85	44	48	0	177	178	1	2	0	358	0	358	841	42.57%
Clawson, Precinct 1	174	151	223	4	552	408	1	2	0	269	694	963	2,526	38.12%
Clawson, Precinct 2	114	71	120	7	312	322	1	1	0	190	446	636	1,697	37.48%
Clawson, Precinct 3	131	85	119	1	336	308	0	1	0	212	433	645	1,663	38.79%
Clawson, Precinct 4	90	92	118	5	305	226	0	1	0	198	334	532	1,583	33.61%

Canvass Results

Canvassed Results

Run Time 7:33 AM
Run Date 08/19/2020

Oakland County, Michigan

Primary Election, Tuesday, August 4, 2020

8/4/2020

Page 235

Official Results

Registered Voters

370035 of 995114 = 37.19%

Precincts Reporting

506 of 506 = 100.00%

Judge of Circuit Court 6th Circuit Non-Incumbent Position - Nonpartisan Party - Vote for not more than 1

Precinct	Clarence Dass	Maura Battersby Murphy	Lorie Savin	Nadine Hatten (W)	Cast Votes	Undervotes	Overvotes	Rejected write-in votes	Unresolved write-in votes	Precinct Ballots Cast	Absentee Ballots Cast	Total Ballots Cast	Registered Voters	Turnout Percentage
Clawson, Precinct 5	150	109	178	3	440	372	0	1	0	277	536	813	2,070	39.28%
Farmington, Precinct 1	84	74	102	1	261	213	0	0	0	200	274	474	1,033	45.89%
Farmington, Precinct 2	107	82	130	4	323	292	3	2	0	259	361	620	1,539	40.29%
Farmington, Precinct 3	116	69	124	1	310	229	0	1	0	242	298	540	1,455	37.11%
Farmington, Precinct 4	104	98	112	2	316	247	1	0	0	231	333	564	1,359	41.50%
Farmington, Precinct 5	88	68	109	0	265	230	0	1	0	203	293	496	1,076	46.10%
Farmington, Precinct 6	115	76	104	7	302	226	1	0	0	201	328	529	1,188	44.53%
Farmington Hills, Precinct 1	187	93	251	6	537	419	1	3	0	159	801	960	2,254	42.59%
Farmington Hills, Precinct 2	208	134	268	10	620	472	1	2	0	307	788	1,095	2,473	44.28%
Farmington Hills, Precinct 3	201	105	432	6	744	518	1	2	0	264	1,001	1,265	2,618	48.32%
Farmington Hills, Precinct 4	241	143	279	0	663	447	1	0	0	210	901	1,111	2,476	44.87%
Farmington Hills, Precinct 5	188	84	160	2	434	272	1	0	0	159	548	707	2,169	32.60%
Farmington Hills, Precinct 6	63	41	76	3	183	177	0	2	0	117	245	362	1,407	25.73%
Farmington Hills, Precinct 7	253	133	197	4	587	441	4	1	0	217	816	1,033	2,399	43.06%
Farmington Hills, Precinct 8	152	117	228	2	499	397	0	3	0	209	690	899	2,079	43.24%
Farmington Hills, Precinct 9	221	126	326	8	681	458	1	1	0	252	889	1,141	2,757	41.39%
Farmington Hills, Precinct 10	298	157	274	1	730	489	0	2	0	296	925	1,221	3,053	39.99%
Farmington Hills, Precinct 11	167	123	181	1	472	413	0	2	0	224	663	887	2,459	36.07%
Farmington Hills, Precinct 12	242	103	237	5	587	406	1	2	0	261	735	996	2,127	46.83%
Farmington Hills, Precinct 13	174	143	167	1	485	392	0	0	0	257	620	877	1,945	45.09%

Canvass Results

Canvassed Results

Run Time 7:33 AM
Run Date 08/19/2020

Oakland County, Michigan

Primary Election, Tuesday, August 4, 2020

8/4/2020

Page 236

Official Results

Registered Voters

370035 of 995114 = 37.19%

Precincts Reporting

506 of 506 = 100.00%

Judge of Circuit Court 6th Circuit Non-Incumbent Position - Nonpartisan Party - Vote for not more than 1

Precinct	Clarence Dass	Maura Battersby Murphy	Lorie Savin	Nadine Hatten (W)	Cast Votes	Undervotes	Overvotes	Rejected write-in votes	Unresolved write-in votes	Precinct Ballots Cast	Absentee Ballots Cast	Total Ballots Cast	Registered Voters	Turnout Percentage
Farmington Hills, Precinct 14	223	175	251	6	655	397	1	2	0	293	762	1,055	2,407	43.83%
Farmington Hills, Precinct 15	117	66	141	0	324	211	0	0	0	140	395	535	1,317	40.62%
Farmington Hills, Precinct 16	247	188	237	6	678	483	0	2	0	251	912	1,163	2,872	40.49%
Farmington Hills, Precinct 17	97	71	110	2	280	287	0	3	0	175	395	570	2,348	24.28%
Farmington Hills, Precinct 18	121	82	174	2	379	310	0	0	0	178	511	689	1,644	41.91%
Farmington Hills, Precinct 19	220	137	183	3	543	435	0	3	0	298	683	981	2,241	43.78%
Farmington Hills, Precinct 20	199	147	223	7	576	557	0	4	0	289	848	1,137	2,905	39.14%
Farmington Hills, Precinct 21	156	112	206	4	478	432	0	3	0	245	668	913	2,791	32.71%
Farmington Hills, Precinct 22	176	93	127	2	398	286	0	2	0	176	510	686	1,937	35.42%
Farmington Hills, Precinct 23	166	130	157	1	454	304	0	0	0	154	604	758	1,972	38.44%
Farmington Hills, Precinct 24	244	150	255	1	650	522	1	0	0	218	955	1,173	2,882	40.70%
Farmington Hills, Precinct 25	238	121	212	3	574	519	0	2	0	204	891	1,095	2,841	38.54%
Farmington Hills, Precinct 26	147	138	184	7	476	390	1	4	0	272	599	871	2,730	31.90%
Farmington Hills, Precinct 27	136	80	168	2	386	318	1	0	0	227	478	705	2,744	25.69%
Fenton, Precinct 2	2	1	1	0	4	1	0	0	0	5	0	5	15	33.33%
Ferndale, Precinct 1	265	242	370	20	897	386	0	3	0	435	851	1,286	2,379	54.06%
Ferndale, Precinct 2	136	115	266	10	527	198	0	0	0	333	392	725	1,785	40.62%
Ferndale, Precinct 3	194	163	267	8	632	227	1	2	0	361	501	862	1,954	44.11%
Ferndale, Precinct 4	147	147	231	9	534	176	1	1	0	313	399	712	1,851	38.47%
Ferndale, Precinct 5	146	137	266	24	573	235	0	3	0	386	425	811	1,938	41.85%

Canvass Results

Canvassed Results

Run Time 7:33 AM
Run Date 08/19/2020

Oakland County, Michigan

Primary Election, Tuesday, August 4, 2020

8/4/2020

Page 237

Official Results

Registered Voters

370035 of 995114 = 37.19%

Precincts Reporting

506 of 506 = 100.00%

Judge of Circuit Court 6th Circuit Non-Incumbent Position - Nonpartisan Party - Vote for not more than 1

Precinct	Clarence Dass	Maura Battersby Murphy	Lorie Savin	Nadine Hatten (W)	Cast Votes	Undervotes	Overvotes	Rejected write-in votes	Unresolved write-in votes	Precinct Ballots Cast	Absentee Ballots Cast	Total Ballots Cast	Registered Voters	Turnout Percentage
Ferndale, Precinct 6	150	116	191	5	462	195	0	3	0	333	327	660	1,843	35.81%
Ferndale, Precinct 7	111	114	171	2	398	166	0	2	0	291	275	566	1,673	33.83%
Ferndale, Precinct 8	84	61	150	5	300	131	0	0	0	229	202	431	1,071	40.24%
Ferndale, Precinct 9	197	153	310	9	669	275	0	0	0	378	566	944	1,926	49.01%
Hazel Park, Precinct 1	104	104	144	7	359	225	0	1	0	283	302	585	2,338	25.02%
Hazel Park, Precinct 2	114	89	165	13	381	247	0	2	0	267	363	630	2,245	28.06%
Hazel Park, Precinct 3	101	69	107	14	291	198	0	1	0	246	244	490	1,996	24.55%
Hazel Park, Precinct 4	70	69	91	4	234	206	0	2	0	177	265	442	1,490	29.66%
Hazel Park, Precinct 5	99	92	162	4	357	233	0	2	0	238	354	592	2,316	25.56%
Hazel Park, Precinct 6	85	84	102	5	276	156	0	1	0	181	252	433	1,912	22.65%
Huntington Woods, Precinct 1	177	130	303	1	611	193	0	0	0	228	576	804	1,296	62.04%
Huntington Woods, Precinct 2	138	95	218	1	452	144	0	1	0	185	412	597	1,066	56.00%
Huntington Woods, Precinct 3	105	95	283	3	486	190	0	0	0	244	432	676	1,134	59.61%
Huntington Woods, Precinct 4	101	97	322	0	520	141	0	0	0	199	462	661	1,046	63.19%
Huntington Woods, Precinct 5	111	104	273	1	489	190	0	1	0	239	441	680	1,080	62.96%
Keego Harbor, Precinct 1	129	69	123	1	322	253	1	2	0	578	0	578	2,185	26.45%
Lake Angelus, Precinct 1	26	23	16	2	67	81	0	0	0	148	0	148	250	59.20%

Canvass Results

Canvassed Results

Run Time 7:33 AM
Run Date 08/19/2020

Oakland County, Michigan

Primary Election, Tuesday, August 4, 2020

8/4/2020

Page 238

Official Results

Registered Voters

370035 of 995114 = 37.19%

Precincts Reporting

506 of 506 = 100.00%

Judge of Circuit Court 6th Circuit Non-Incumbent Position - Nonpartisan Party - Vote for not more than 1

Precinct	Clarence Dass	Maura Battersby Murphy	Lorie Savin	Nadine Hatten (W)	Cast Votes	Undervotes	Overvotes	Rejected write-in votes	Unresolved write-in votes	Precinct Ballots Cast	Absentee Ballots Cast	Total Ballots Cast	Registered Voters	Turnout Percentage
Lathrup Village, Precinct 1	249	108	200	3	560	497	1	1	0	290	769	1,059	1,927	54.96%
Lathrup Village, Precinct 2	238	107	152	7	504	518	0	2	0	324	700	1,024	1,902	53.84%
Madison Heights, Precinct 1	101	88	115	4	308	138	0	0	0	210	236	446	1,900	23.47%
Madison Heights, Precinct 2	82	63	139	0	284	165	1	1	0	200	251	451	1,623	27.79%
Madison Heights, Precinct 3	101	79	131	5	316	140	0	1	0	221	236	457	1,925	23.74%
Madison Heights, Precinct 4	92	76	110	0	278	153	0	1	0	197	235	432	1,909	22.63%
Madison Heights, Precinct 5	85	54	137	2	278	168	0	3	0	211	238	449	1,584	28.35%
Madison Heights, Precinct 6	16	11	24	0	51	58	0	1	0	22	88	110	431	25.52%
Madison Heights, Precinct 7	165	146	187	7	505	291	0	2	0	325	473	798	2,275	35.08%
Madison Heights, Precinct 8	222	155	265	2	644	297	1	2	0	367	577	944	2,828	33.38%
Madison Heights, Precinct 9	194	135	211	3	543	249	0	1	0	343	450	793	2,329	34.05%
Madison Heights, Precinct 10	167	128	168	6	469	249	1	1	0	301	419	720	1,923	37.44%
Madison Heights, Precinct 11	101	72	161	13	347	231	0	2	0	275	305	580	2,842	20.41%
Northville, Precinct 2	258	143	237	3	641	535	0	1	0	289	888	1,177	2,675	44.00%
Novi, Precinct 1	192	135	196	2	525	321	0	2	0	212	636	848	1,925	44.05%
Novi, Precinct 2	197	135	203	5	540	432	0	0	0	277	695	972	2,438	39.87%
Novi, Precinct 3	133	66	107	1	307	358	1	0	0	175	491	666	1,810	36.80%
Novi, Precinct 4	137	130	206	3	476	340	0	0	0	232	584	816	1,994	40.92%
Novi, Precinct 5	92	65	102	3	262	265	0	1	0	177	351	528	1,731	30.50%
Novi, Precinct 6	152	99	141	0	392	362	0	0	0	150	604	754	2,022	37.29%

Canvass Results

Canvassed Results

Run Time 7:33 AM
Run Date 08/19/2020

Oakland County, Michigan

Primary Election, Tuesday, August 4, 2020

8/4/2020

Page 239

Official Results

Registered Voters

370035 of 995114 = 37.19%

Precincts Reporting

506 of 506 = 100.00%

Judge of Circuit Court 6th Circuit Non-Incumbent Position - Nonpartisan Party - Vote for not more than 1

Precinct	Clarence Dass	Maura Battersby Murphy	Lorie Savin	Nadine Hatten (W)	Cast Votes	Undervotes	Overvotes	Rejected write-in votes	Unresolved write-in votes	Precinct Ballots Cast	Absentee Ballots Cast	Total Ballots Cast	Registered Voters	Turnout Percentage
Novi, Precinct 7	124	83	118	2	327	300	0	2	0	174	455	629	1,909	32.95%
Novi, Precinct 8	135	79	132	5	351	312	0	0	0	182	481	663	1,874	35.38%
Novi, Precinct 9	163	103	137	1	404	361	0	1	0	141	625	766	1,663	46.06%
Novi, Precinct 10	157	94	137	0	388	390	0	0	0	115	663	778	1,265	61.50%
Novi, Precinct 11	72	52	132	2	258	224	0	4	0	166	320	486	2,050	23.71%
Novi, Precinct 12	94	64	74	0	232	251	1	0	0	211	273	484	2,087	23.19%
Novi, Precinct 13	118	101	117	5	341	301	0	2	0	160	484	644	1,927	33.42%
Novi, Precinct 14	74	30	88	0	192	146	0	1	0	80	259	339	1,108	30.60%
Novi, Precinct 15	136	86	120	0	342	259	0	0	0	182	419	601	1,543	38.95%
Novi, Precinct 16	135	98	174	2	409	353	0	3	0	159	606	765	1,785	42.86%
Novi, Precinct 17	130	68	157	0	355	289	1	0	0	151	494	645	1,584	40.72%
Novi, Precinct 18	140	101	152	0	393	373	0	0	0	237	529	766	1,908	40.15%
Novi, Precinct 19	143	126	180	1	450	340	0	0	0	154	636	790	1,942	40.68%
Novi, Precinct 20	87	55	75	2	219	189	0	2	0	101	309	410	1,171	35.01%
Novi, Precinct 21	145	86	143	1	375	319	0	1	0	157	538	695	1,703	40.81%
Novi, Precinct 22	84	74	144	2	304	132	0	1	0	166	271	437	1,759	24.84%
Novi, Precinct 23	125	61	121	0	307	265	0	0	0	139	433	572	1,535	37.26%
Novi, Precinct 24	155	87	141	1	384	279	0	0	0	155	508	663	1,803	36.77%
Novi, Precinct 25	69	51	54	2	176	148	0	0	0	85	239	324	1,060	30.57%
Oak Park, Precinct 1	64	40	69	3	176	116	0	1	0	145	148	293	1,316	22.26%

Canvass Results

Canvassed Results

Run Time 7:33 AM
Run Date 08/19/2020

Oakland County, Michigan

Primary Election, Tuesday, August 4, 2020

8/4/2020

Page 240

Official Results

Registered Voters

370035 of 995114 = 37.19%

Precincts Reporting

506 of 506 = 100.00%

Judge of Circuit Court 6th Circuit Non-Incumbent Position - Nonpartisan Party - Vote for not more than 1

Precinct	Clarence Dass	Maura Battersby Murphy	Lorie Savin	Nadine Hatten (W)	Cast Votes	Undervotes	Overvotes	Rejected write-in votes	Unresolved write-in votes	Precinct Ballots Cast	Absentee Ballots Cast	Total Ballots Cast	Registered Voters	Turnout Percentage
Oak Park, Precinct 2	108	73	247	4	432	185	1	4	0	232	390	622	1,672	37.20%
Oak Park, Precinct 3	171	93	247	2	513	218	0	3	0	274	460	734	1,814	40.46%
Oak Park, Precinct 4	90	54	110	0	254	151	0	1	0	135	271	406	1,449	28.02%
Oak Park, Precinct 5	93	75	83	6	257	119	1	1	0	198	180	378	1,163	32.50%
Oak Park, Precinct 6	149	99	128	7	383	211	1	1	0	267	329	596	1,611	37.00%
Oak Park, Precinct 7	148	107	137	3	395	197	0	2	0	281	313	594	1,667	35.63%
Oak Park, Precinct 8	190	101	137	5	433	216	1	2	0	267	385	652	1,701	38.33%
Oak Park, Precinct 9	180	97	143	1	421	192	1	1	0	246	369	615	1,638	37.55%
Oak Park, Precinct 10	199	80	167	7	453	252	0	2	0	303	404	707	1,848	38.26%
Oak Park, Precinct 11	97	62	73	0	232	109	0	2	0	161	182	343	1,585	21.64%
Oak Park, Precinct 12	187	113	144	5	449	223	0	4	0	312	364	676	1,782	37.93%
Oak Park, Precinct 13	162	98	175	15	450	232	0	1	0	294	389	683	1,762	38.76%
Oak Park, Precinct 14	138	105	201	1	445	167	0	3	0	280	335	615	1,364	45.09%
Oak Park, Precinct 15	159	91	158	2	410	149	0	1	0	250	310	560	1,380	40.58%
Oak Park, Precinct 16	142	111	202	8	463	168	0	3	0	307	327	634	1,619	39.16%
Orchard Lake, Precinct 1	188	98	151	2	439	294	1	0	0	734	0	734	2,026	36.23%
Pleasant Ridge, Precinct 1	265	262	448	13	988	321	0	1	0	530	780	1,310	2,451	53.45%
Pontiac, Precinct 1	122	57	79	18	276	425	1	3	0	316	389	705	2,835	24.87%
Pontiac, Precinct 2	82	41	43	8	174	190	1	0	0	163	202	365	2,287	15.96%
Pontiac, Precinct 3	118	70	92	16	296	353	0	3	0	333	319	652	2,034	32.06%

Canvass Results

Canvassed Results

Run Time 7:33 AM
Run Date 08/19/2020

Oakland County, Michigan

Primary Election, Tuesday, August 4, 2020

8/4/2020

Page 241

Official Results

Registered Voters

370035 of 995114 = 37.19%

Precincts Reporting

506 of 506 = 100.00%

Judge of Circuit Court 6th Circuit Non-Incumbent Position - Nonpartisan Party - Vote for not more than 1

Precinct	Clarence Dass	Maura Battersby Murphy	Lorie Savin	Nadine Hatten (W)	Cast Votes	Undervotes	Overvotes	Rejected write-in votes	Unresolved write-in votes	Precinct Ballots Cast	Absentee Ballots Cast	Total Ballots Cast	Registered Voters	Turnout Percentage
Pontiac, Precinct 4	92	49	115	2	258	235	1	1	0	230	265	495	1,839	26.92%
Pontiac, Precinct 5	84	58	80	13	235	234	0	2	0	245	226	471	1,949	24.17%
Pontiac, Precinct 6	82	58	84	4	228	313	1	2	0	324	220	544	2,254	24.13%
Pontiac, Precinct 7	27	12	26	0	65	41	0	3	0	54	55	109	1,371	7.95%
Pontiac, Precinct 8	75	41	66	2	184	175	0	2	0	176	185	361	2,375	15.20%
Pontiac, Precinct 9	21	19	26	8	74	146	0	0	0	107	113	220	1,714	12.84%
Pontiac, Precinct 10	14	12	15	0	41	44	0	0	0	43	42	85	589	14.43%
Pontiac, Precinct 11	126	68	137	6	337	286	0	0	0	306	317	623	3,079	20.23%
Pontiac, Precinct 12	98	51	61	6	216	198	0	5	0	247	172	419	2,377	17.63%
Pontiac, Precinct 13	111	40	76	5	232	272	0	2	0	288	218	506	2,145	23.59%
Pontiac, Precinct 14	61	28	28	7	124	192	0	0	0	159	157	316	1,987	15.90%
Pontiac, Precinct 15	98	53	51	16	218	376	1	3	0	335	263	598	2,542	23.52%
Pontiac, Precinct 16	109	35	76	13	233	318	0	3	0	260	294	554	2,531	21.89%
Pontiac, Precinct 17	73	35	47	4	159	140	0	1	0	159	141	300	2,366	12.68%
Pontiac, Precinct 18	46	27	25	1	99	80	1	2	0	104	78	182	1,982	9.18%
Pontiac, Precinct 19	79	33	58	19	189	241	1	3	0	223	211	434	2,788	15.57%
Pontiac, Precinct 20	130	52	45	18	245	291	0	4	0	260	280	540	2,209	24.45%
Pontiac, Precinct 21	79	70	45	18	212	300	0	5	0	242	275	517	2,808	18.41%
Rochester, Precinct 1	165	105	180	0	450	228	2	2	0	248	434	682	2,042	33.40%
Rochester, Precinct 2	250	163	230	2	645	336	2	5	0	290	698	988	2,791	35.40%

Canvass Results

Canvassed Results

Run Time 7:33 AM
Run Date 08/19/2020

Oakland County, Michigan

Primary Election, Tuesday, August 4, 2020

8/4/2020

Page 242

Official Results

Registered Voters
370035 of 995114 = 37.19%

Precincts Reporting
506 of 506 = 100.00%

Judge of Circuit Court 6th Circuit Non-Incumbent Position - Nonpartisan Party - Vote for not more than 1

Precinct	Clarence Dass	Maura Battersby Murphy	Lorie Savin	Nadine Hatten (W)	Cast Votes	Undervotes	Overvotes	Rejected write-in votes	Unresolved write-in votes	Precinct Ballots Cast	Absentee Ballots Cast	Total Ballots Cast	Registered Voters	Turnout Percentage
Rochester, Precinct 3	134	85	131	4	354	158	0	1	0	193	320	513	1,608	31.90%
Rochester, Precinct 4	91	68	141	1	301	167	2	0	0	165	305	470	1,270	37.01%
Rochester, Precinct 5	219	124	139	2	484	209	0	2	0	208	487	695	2,085	33.33%
Rochester, Precinct 6	131	78	135	0	344	127	0	1	0	104	368	472	1,173	40.24%
Rochester Hills, Precinct 1	239	105	263	2	609	213	3	0	0	201	624	825	2,017	40.90%
Rochester Hills, Precinct 2	72	61	61	3	197	102	0	2	0	79	222	301	1,013	29.71%
Rochester Hills, Precinct 3	125	86	136	1	348	162	1	2	0	196	317	513	1,454	35.28%
Rochester Hills, Precinct 4	139	62	176	8	385	183	2	1	0	140	431	571	1,394	40.96%
Rochester Hills, Precinct 5	210	110	152	0	472	220	1	1	0	187	507	694	2,006	34.60%
Rochester Hills, Precinct 6	257	177	214	2	650	323	0	2	0	228	747	975	2,565	38.01%
Rochester Hills, Precinct 7	135	65	154	0	354	136	0	2	0	137	355	492	1,065	46.20%
Rochester Hills, Precinct 8	127	85	110	2	324	177	0	0	0	126	375	501	975	51.38%
Rochester Hills, Precinct 9	323	198	252	7	780	293	1	0	0	277	797	1,074	2,285	47.00%
Rochester Hills, Precinct 10	194	101	176	2	473	187	0	1	0	175	486	661	1,473	44.87%
Rochester Hills, Precinct 11	112	82	114	0	308	160	1	3	0	145	327	472	1,676	28.16%
Rochester Hills, Precinct 12	257	153	189	5	604	293	1	1	0	263	636	899	2,036	44.16%
Rochester Hills, Precinct 13	163	53	155	1	372	201	1	3	0	176	401	577	1,597	36.13%
Rochester Hills, Precinct 14	307	131	186	10	634	256	1	1	0	184	708	892	2,369	37.65%
Rochester Hills, Precinct 15	107	94	147	0	348	138	0	2	0	141	347	488	2,046	23.85%
Rochester Hills, Precinct 16	213	98	241	1	553	224	3	4	0	226	558	784	2,335	33.58%

Canvass Results

Canvassed Results

Run Time 7:33 AM
Run Date 08/19/2020

Oakland County, Michigan

Primary Election, Tuesday, August 4, 2020

8/4/2020

Page 243

Official Results

Registered Voters

370035 of 995114 = 37.19%

Precincts Reporting

506 of 506 = 100.00%

Judge of Circuit Court 6th Circuit Non-Incumbent Position - Nonpartisan Party - Vote for not more than 1

Precinct	Clarence Dass	Maura Battersby Murphy	Lorie Savin	Nadine Hatten (W)	Cast Votes	Undervotes	Overvotes	Rejected write-in votes	Unresolved write-in votes	Precinct Ballots Cast	Absentee Ballots Cast	Total Ballots Cast	Registered Voters	Turnout Percentage
Rochester Hills, Precinct 17	329	150	232	1	712	302	1	2	0	265	752	1,017	2,412	42.16%
Rochester Hills, Precinct 18	183	133	183	0	499	211	0	1	0	148	563	711	1,411	50.39%
Rochester Hills, Precinct 19	207	84	143	5	439	195	0	0	0	185	449	634	1,297	48.88%
Rochester Hills, Precinct 20	158	78	133	5	374	175	2	1	0	127	425	552	1,204	45.85%
Rochester Hills, Precinct 21	210	114	152	1	477	199	0	3	0	208	471	679	1,893	35.87%
Rochester Hills, Precinct 22	201	92	167	0	460	168	0	0	0	155	473	628	1,362	46.11%
Rochester Hills, Precinct 23	181	77	134	1	393	155	0	0	0	160	388	548	1,356	40.41%
Rochester Hills, Precinct 24	247	122	205	2	576	231	1	1	0	160	649	809	1,750	46.23%
Rochester Hills, Precinct 25	268	123	240	1	632	259	1	5	0	204	693	897	2,241	40.03%
Rochester Hills, Precinct 26	343	180	245	0	768	317	0	7	0	242	850	1,092	2,523	43.28%
Rochester Hills, Precinct 27	191	98	181	2	472	211	0	2	0	142	543	685	1,754	39.05%
Rochester Hills, Precinct 28	140	81	163	2	386	178	1	0	0	178	387	565	1,831	30.86%
Rochester Hills, Precinct 29	134	61	108	0	303	125	0	0	0	120	308	428	1,077	39.74%
Rochester Hills, Precinct 30	221	186	241	0	648	242	0	3	0	198	695	893	2,262	39.48%
Rochester Hills, Precinct 31	116	67	136	1	320	154	1	2	0	133	344	477	1,447	32.96%
Rochester Hills, Precinct 32	204	96	179	0	479	222	0	2	0	163	540	703	1,707	41.18%
Royal Oak, Precinct 1	146	104	201	2	453	360	0	3	0	300	516	816	2,274	35.88%
Royal Oak, Precinct 2	137	75	210	5	427	391	1	1	0	355	465	820	2,476	33.12%
Royal Oak, Precinct 3	124	84	142	2	352	212	0	1	0	265	300	565	1,635	34.56%
Royal Oak, Precinct 4	102	108	143	4	357	286	0	1	0	299	345	644	1,804	35.70%

Canvass Results

Canvassed Results

Run Time 7:33 AM
Run Date 08/19/2020

Oakland County, Michigan

Primary Election, Tuesday, August 4, 2020

8/4/2020

Page 244

Official Results

Registered Voters
370035 of 995114 = 37.19%

Precincts Reporting
506 of 506 = 100.00%

Judge of Circuit Court 6th Circuit Non-Incumbent Position - Nonpartisan Party - Vote for not more than 1

Precinct	Clarence Dass	Maura Battersby Murphy	Lorie Savin	Nadine Hatten (W)	Cast Votes	Undervotes	Overvotes	Rejected write-in votes	Unresolved write-in votes	Precinct Ballots Cast	Absentee Ballots Cast	Total Ballots Cast	Registered Voters	Turnout Percentage
Royal Oak, Precinct 5	109	88	132	1	330	263	0	0	0	229	364	593	1,591	37.27%
Royal Oak, Precinct 6	175	131	270	5	581	428	0	7	0	467	549	1,016	2,873	35.36%
Royal Oak, Precinct 7	95	97	142	3	337	273	0	2	0	250	362	612	1,921	31.86%
Royal Oak, Precinct 8	226	119	241	8	594	396	0	4	0	403	591	994	2,510	39.60%
Royal Oak, Precinct 9	196	177	233	1	607	457	0	1	0	420	645	1,065	2,880	36.98%
Royal Oak, Precinct 10	169	119	185	7	480	313	0	1	0	354	440	794	2,099	37.83%
Royal Oak, Precinct 11	127	101	149	1	378	224	1	0	0	258	345	603	1,802	33.46%
Royal Oak, Precinct 12	127	113	153	4	397	271	0	1	0	285	384	669	1,985	33.70%
Royal Oak, Precinct 13	136	105	200	4	445	388	1	0	0	344	490	834	2,174	38.36%
Royal Oak, Precinct 14	116	131	148	4	399	338	1	1	0	269	470	739	1,720	42.97%
Royal Oak, Precinct 15	99	69	94	0	262	217	0	1	0	224	256	480	1,662	28.88%
Royal Oak, Precinct 16	175	167	229	3	574	492	0	2	0	403	665	1,068	2,796	38.20%
Royal Oak, Precinct 17	145	131	188	6	470	284	0	0	0	272	482	754	1,892	39.85%
Royal Oak, Precinct 18	139	116	160	2	417	295	0	1	0	307	406	713	2,000	35.65%
Royal Oak, Precinct 19	155	156	219	1	531	463	1	4	0	422	577	999	2,774	36.01%
Royal Oak, Precinct 20	159	121	194	1	475	412	0	3	0	308	582	890	2,215	40.18%
Royal Oak, Precinct 21	144	102	132	1	379	389	0	2	0	265	505	770	2,157	35.70%
Royal Oak, Precinct 22	159	134	183	4	480	401	0	0	0	386	495	881	2,241	39.31%
Royal Oak, Precinct 23	116	83	152	4	355	259	1	1	0	269	347	616	1,810	34.03%
Royal Oak, Precinct 24	75	58	87	1	221	196	0	1	0	164	254	418	1,179	35.45%

Canvass Results

Canvassed Results

Run Time 7:33 AM
Run Date 08/19/2020

Oakland County, Michigan

Primary Election, Tuesday, August 4, 2020

8/4/2020

Page 245

Official Results

Registered Voters

370035 of 995114 = 37.19%

Precincts Reporting

506 of 506 = 100.00%

Judge of Circuit Court 6th Circuit Non-Incumbent Position - Nonpartisan Party - Vote for not more than 1

Precinct	Clarence Dass	Maura Battersby Murphy	Lorie Savin	Nadine Hatten (W)	Cast Votes	Undervotes	Overvotes	Rejected write-in votes	Unresolved write-in votes	Precinct Ballots Cast	Absentee Ballots Cast	Total Ballots Cast	Registered Voters	Turnout Percentage
South Lyon, Precinct 1	278	266	291	0	835	567	2	1	0	485	920	1,405	3,210	43.77%
South Lyon, Precinct 2	164	137	216	7	524	326	0	0	0	421	429	850	2,255	37.69%
South Lyon, Precinct 3	234	167	245	1	647	396	0	0	0	477	566	1,043	2,262	46.11%
South Lyon, Precinct 4	96	117	135	3	351	213	0	0	0	333	231	564	1,694	33.29%
Southfield, Precinct 1	156	80	122	9	367	431	0	1	0	206	593	799	1,698	47.06%
Southfield, Precinct 2	203	159	176	6	544	437	0	0	0	234	747	981	2,071	47.37%
Southfield, Precinct 3	136	65	105	10	316	359	2	1	0	172	506	678	1,766	38.39%
Southfield, Precinct 4	185	81	150	3	419	375	1	3	0	196	602	798	2,135	37.38%
Southfield, Precinct 5	119	79	105	7	310	233	0	2	0	195	354	549	1,234	44.49%
Southfield, Precinct 6	167	91	116	3	377	361	0	0	0	226	512	738	1,611	45.81%
Southfield, Precinct 7	242	77	158	15	492	551	1	2	0	247	799	1,046	1,751	59.74%
Southfield, Precinct 8	149	62	91	0	302	331	0	0	0	189	444	633	1,421	44.55%
Southfield, Precinct 9	102	79	90	1	272	304	0	1	0	176	401	577	1,867	30.91%
Southfield, Precinct 10	135	56	114	2	307	391	0	2	0	198	502	700	1,796	38.98%
Southfield, Precinct 11	178	89	94	5	366	375	1	3	0	202	543	745	1,958	38.05%
Southfield, Precinct 12	162	69	97	2	330	380	1	0	0	241	470	711	1,551	45.84%
Southfield, Precinct 13	157	60	112	4	333	390	1	1	0	155	570	725	1,679	43.18%
Southfield, Precinct 14	123	54	90	0	267	230	1	2	0	109	391	500	1,500	33.33%
Southfield, Precinct 15	97	54	85	7	243	320	0	2	0	178	387	565	1,404	40.24%
Southfield, Precinct 16	163	70	84	5	322	382	0	2	0	206	500	706	1,563	45.17%

Canvass Results

Canvassed Results

Run Time 7:33 AM
Run Date 08/19/2020

Oakland County, Michigan

Primary Election, Tuesday, August 4, 2020

8/4/2020

Page 246

Official Results

Registered Voters

370035 of 995114 = 37.19%

Precincts Reporting

506 of 506 = 100.00%

Judge of Circuit Court 6th Circuit Non-Incumbent Position - Nonpartisan Party - Vote for not more than 1

Precinct	Clarence Dass	Maura Battersby Murphy	Lorie Savin	Nadine Hatten (W)	Cast Votes	Undervotes	Overvotes	Rejected write-in votes	Unresolved write-in votes	Precinct Ballots Cast	Absentee Ballots Cast	Total Ballots Cast	Registered Voters	Turnout Percentage
Southfield, Precinct 17	160	62	106	1	329	380	1	1	0	197	514	711	1,742	40.82%
Southfield, Precinct 18	121	85	84	9	299	354	1	1	0	169	486	655	1,875	34.93%
Southfield, Precinct 19	98	47	80	3	228	262	0	1	0	177	314	491	1,411	34.80%
Southfield, Precinct 20	175	93	90	4	362	445	0	3	0	209	601	810	1,826	44.36%
Southfield, Precinct 21	170	100	116	5	391	499	0	0	0	292	598	890	1,946	45.73%
Southfield, Precinct 22	117	79	119	1	316	422	1	1	0	173	567	740	2,061	35.90%
Southfield, Precinct 23	142	68	102	5	317	363	1	1	0	194	488	682	2,002	34.07%
Southfield, Precinct 24	104	69	101	4	278	351	0	0	0	208	421	629	1,809	34.77%
Southfield, Precinct 25	100	65	109	1	275	408	1	1	0	154	531	685	1,457	47.01%
Southfield, Precinct 26	191	77	105	2	375	457	0	0	0	198	634	832	1,762	47.22%
Southfield, Precinct 27	26	21	14	2	63	139	0	2	0	160	44	204	1,718	11.87%
Southfield, Precinct 28	91	42	75	4	212	282	1	2	0	138	359	497	1,814	27.40%
Southfield, Precinct 29	259	119	104	6	488	542	1	1	0	253	779	1,032	2,229	46.30%
Southfield, Precinct 30	139	118	137	4	398	498	0	3	0	186	713	899	2,034	44.20%
Southfield, Precinct 31	121	47	72	1	241	358	0	2	0	166	435	601	1,978	30.38%
Southfield, Precinct 32	162	51	59	0	272	350	0	1	0	164	459	623	1,486	41.92%
Southfield, Precinct 33	158	97	125	4	384	510	0	1	0	276	619	895	1,962	45.62%
Southfield, Precinct 34	111	54	89	4	258	233	1	2	0	141	353	494	1,491	33.13%
Southfield, Precinct 35	76	52	59	3	190	271	0	1	0	178	284	462	1,515	30.50%
Southfield, Precinct 36	91	51	96	2	240	228	1	0	0	143	326	469	1,506	31.14%

Canvass Results

Canvassed Results

Run Time 7:33 AM
Run Date 08/19/2020

Oakland County, Michigan

Primary Election, Tuesday, August 4, 2020

8/4/2020

Page 247

Official Results

Registered Voters

370035 of 995114 = 37.19%

Precincts Reporting

506 of 506 = 100.00%

Judge of Circuit Court 6th Circuit Non-Incumbent Position - Nonpartisan Party - Vote for not more than 1

Precinct	Clarence Dass	Maura Battersby Murphy	Lorie Savin	Nadine Hatten (W)	Cast Votes	Undervotes	Overvotes	Rejected write-in votes	Unresolved write-in votes	Precinct Ballots Cast	Absentee Ballots Cast	Total Ballots Cast	Registered Voters	Turnout Percentage
Sylvan Lake, Precinct 1	150	78	167	0	395	266	2	0	0	225	438	663	1,532	43.28%
Troy, Precinct 1	126	75	105	4	310	193	0	0	0	169	334	503	1,423	35.35%
Troy, Precinct 2	228	141	241	1	611	344	0	1	0	243	713	956	2,371	40.32%
Troy, Precinct 3	182	93	213	0	488	284	0	0	0	195	577	772	2,133	36.19%
Troy, Precinct 4	350	196	247	10	803	421	0	1	0	272	953	1,225	2,930	41.81%
Troy, Precinct 5	182	98	135	2	417	214	1	4	0	147	489	636	1,509	42.15%
Troy, Precinct 6	68	30	58	0	156	78	0	0	0	67	167	234	527	44.40%
Troy, Precinct 7	194	88	167	1	450	211	1	0	0	156	506	662	1,763	37.55%
Troy, Precinct 8	174	124	164	1	463	266	2	0	0	222	509	731	1,889	38.70%
Troy, Precinct 9	240	128	267	0	635	321	1	2	0	245	714	959	2,352	40.77%
Troy, Precinct 10	237	115	202	3	557	321	2	0	0	213	667	880	2,129	41.33%
Troy, Precinct 11	232	160	217	0	609	293	1	1	0	221	683	904	1,918	47.13%
Troy, Precinct 12	167	73	194	5	439	191	0	0	0	134	496	630	1,487	42.37%
Troy, Precinct 13	291	163	269	8	731	413	0	2	0	330	816	1,146	2,887	39.70%
Troy, Precinct 14	171	145	201	1	518	272	1	0	0	218	573	791	2,171	36.43%
Troy, Precinct 15	237	122	194	1	554	283	0	1	0	250	588	838	2,009	41.71%
Troy, Precinct 16	183	102	142	3	430	234	0	1	0	206	459	665	1,720	38.66%
Troy, Precinct 17	241	173	188	3	605	295	0	1	0	178	723	901	2,265	39.78%
Troy, Precinct 18	184	76	159	0	419	222	0	1	0	171	471	642	1,593	40.30%
Troy, Precinct 19	204	119	187	4	514	243	0	1	0	169	589	758	1,533	49.45%

Canvass Results

Canvassed Results

Run Time 7:33 AM
Run Date 08/19/2020

Oakland County, Michigan

Primary Election, Tuesday, August 4, 2020

8/4/2020

Page 248

Official Results

Registered Voters

370035 of 995114 = 37.19%

Precincts Reporting

506 of 506 = 100.00%

Judge of Circuit Court 6th Circuit Non-Incumbent Position - Nonpartisan Party - Vote for not more than 1

Precinct	Clarence Dass	Maura Battersby Murphy	Lorie Savin	Nadine Hatten (W)	Cast Votes	Undervotes	Overvotes	Rejected write-in votes	Unresolved write-in votes	Precinct Ballots Cast	Absentee Ballots Cast	Total Ballots Cast	Registered Voters	Turnout Percentage
Troy, Precinct 20	221	159	228	3	611	306	0	2	0	221	698	919	2,292	40.10%
Troy, Precinct 21	110	83	161	0	354	214	0	2	0	198	372	570	1,640	34.76%
Troy, Precinct 22	285	158	228	8	679	359	0	2	0	277	763	1,040	2,782	37.38%
Troy, Precinct 23	253	160	248	3	664	351	1	1	0	242	775	1,017	2,806	36.24%
Troy, Precinct 24	182	87	222	0	491	329	0	0	0	227	593	820	2,410	34.02%
Troy, Precinct 25	190	110	189	1	490	316	1	2	0	220	589	809	2,721	29.73%
Troy, Precinct 26	118	120	146	1	385	238	1	1	0	200	425	625	2,560	24.41%
Troy, Precinct 27	126	67	120	5	318	216	0	3	0	162	375	537	1,942	27.65%
Troy, Precinct 28	125	73	99	0	297	191	0	0	0	117	371	488	1,940	25.15%
Troy, Precinct 29	213	193	272	3	681	321	0	0	0	242	760	1,002	2,546	39.36%
Troy, Precinct 30	47	28	57	0	132	87	0	0	0	55	164	219	586	37.37%
Troy, Precinct 31	105	76	89	0	270	113	0	1	0	109	275	384	865	44.39%
Walled Lake, Precinct 1	101	65	91	2	259	211	0	1	0	254	217	471	2,031	23.19%
Walled Lake, Precinct 2	136	56	125	0	317	342	1	3	0	331	332	663	2,053	32.29%
Walled Lake, Precinct 3	117	65	90	2	274	195	2	0	0	221	250	471	1,501	31.38%
Wixom, Precinct 1	169	127	197	0	493	493	2	3	0	271	720	991	2,710	36.57%
Wixom, Precinct 2	154	66	177	6	403	399	0	2	0	259	545	804	2,199	36.56%
Wixom, Precinct 3	111	86	122	5	324	284	2	4	0	213	401	614	3,301	18.60%
Wixom, Precinct 4	197	145	175	0	517	465	1	3	0	304	682	986	2,748	35.88%
Totals	82,115	50,943	83,470	1,574	218,102	151,001	241	691	0	123,052	246,987	370,039	995,114	37.19%

Canvass Results

Canvassed Results

Run Time 7:33 AM
Run Date 08/19/2020

Oakland County, Michigan

Primary Election, Tuesday, August 4, 2020

8/4/2020

Page 249

Official Results

Registered Voters

370035 of 995114 = 37.19%

Precincts Reporting

506 of 506 = 100.00%

Judge of District Court 43rd District Incumbent Position - Nonpartisan Party - Vote for not more than 1

Precinct	Kelly Collins	Brian Christian Hartwell	Michael G. Mitchell	Jim Osak	Rudy Serra	Dennis G. Whittle	Cast Votes	Undervotes	Overvotes	Rejected write-in votes	Unresolved write-in votes	Precinct Ballots Cast	Absentee Ballots Cast	Total Ballots Cast
Ferndale, Precinct 1	325	213	91	10	124	237	1,000	286	0	0	0	435	851	1,286
Ferndale, Precinct 2	131	180	28	1	75	135	550	175	0	0	0	333	392	725
Ferndale, Precinct 3	138	191	57	15	118	138	657	203	2	0	0	361	501	862
Ferndale, Precinct 4	142	167	63	13	76	87	548	162	0	2	0	313	399	712
Ferndale, Precinct 5	155	157	31	12	106	138	599	208	0	4	0	386	425	811
Ferndale, Precinct 6	135	148	34	9	50	98	474	185	1	0	0	333	327	660
Ferndale, Precinct 7	116	129	20	2	72	75	414	150	1	1	0	291	275	566
Ferndale, Precinct 8	60	116	17	3	34	82	312	118	1	0	0	229	202	431
Ferndale, Precinct 9	140	187	48	7	143	168	693	248	1	2	0	378	566	944
Hazel Park, Precinct 1	101	156	14	13	44	57	385	200	0	0	0	283	302	585
Hazel Park, Precinct 2	104	170	38	16	35	51	414	215	1	0	0	267	363	630
Hazel Park, Precinct 3	90	151	18	6	20	54	339	147	0	4	0	246	244	490
Hazel Park, Precinct 4	64	139	13	3	12	37	268	173	0	1	0	177	265	442
Hazel Park, Precinct 5	96	154	46	15	28	61	400	192	0	0	0	238	354	592
Hazel Park, Precinct 6	76	131	16	12	20	49	304	129	0	0	0	181	252	433
Madison Heights, Precinct 1	89	166	9	16	24	27	331	115	0	0	0	210	236	446
Madison Heights, Precinct 2	70	177	27	11	21	20	326	124	0	1	0	200	251	451
Madison Heights, Precinct 3	92	176	22	9	11	32	342	115	0	0	0	221	236	457
Madison Heights, Precinct 4	93	169	17	7	18	19	323	108	1	0	0	197	235	432
Madison Heights, Precinct 5	54	211	16	12	16	22	331	116	1	1	0	211	238	449

Canvass Results

Canvassed Results

Run Time 7:33 AM
Run Date 08/19/2020

Oakland County, Michigan

Primary Election, Tuesday, August 4, 2020

8/4/2020

Page 250

Official Results

Registered Voters

370035 of 995114 = 37.19%

Precincts Reporting

506 of 506 = 100.00%

Judge of District Court 43rd District Incumbent Position - Nonpartisan Party - Vote for not more than 1

Precinct	Registered Voters	Turnout Percentage
Ferndale, Precinct 1	2,379	54.06%
Ferndale, Precinct 2	1,785	40.62%
Ferndale, Precinct 3	1,954	44.11%
Ferndale, Precinct 4	1,851	38.47%
Ferndale, Precinct 5	1,938	41.85%
Ferndale, Precinct 6	1,843	35.81%
Ferndale, Precinct 7	1,673	33.83%
Ferndale, Precinct 8	1,071	40.24%
Ferndale, Precinct 9	1,926	49.01%
Hazel Park, Precinct 1	2,338	25.02%
Hazel Park, Precinct 2	2,245	28.06%
Hazel Park, Precinct 3	1,996	24.55%
Hazel Park, Precinct 4	1,490	29.66%
Hazel Park, Precinct 5	2,316	25.56%
Hazel Park, Precinct 6	1,912	22.65%
Madison Heights, Precinct 1	1,900	23.47%
Madison Heights, Precinct 2	1,623	27.79%
Madison Heights, Precinct 3	1,925	23.74%
Madison Heights, Precinct 4	1,909	22.63%
Madison Heights, Precinct 5	1,584	28.35%

Canvass Results

Canvassed Results

Run Time 7:33 AM
Run Date 08/19/2020

Oakland County, Michigan

Primary Election, Tuesday, August 4, 2020

8/4/2020

Page 251

Official Results

Registered Voters

370035 of 995114 = 37.19%

Precincts Reporting

506 of 506 = 100.00%

Judge of District Court 43rd District Incumbent Position - Nonpartisan Party - Vote for not more than 1

Precinct	Kelly Collins	Brian Christian Hartwell	Michael G. Mitchell	Jim Osak	Rudy Serra	Dennis G. Whittle	Cast Votes	Undervotes	Overvotes	Rejected write-in votes	Unresolved write-in votes	Precinct Ballots Cast	Absentee Ballots Cast	Total Ballots Cast
Madison Heights, Precinct 6	11	24	6	0	3	7	51	59	0	0	0	22	88	110
Madison Heights, Precinct 7	89	397	39	16	20	33	594	203	0	1	0	325	473	798
Madison Heights, Precinct 8	145	452	72	15	42	34	760	179	2	3	0	367	577	944
Madison Heights, Precinct 9	127	406	39	8	21	26	627	165	1	0	0	343	450	793
Madison Heights, Precinct 10	136	351	15	19	18	16	555	162	2	1	0	301	419	720
Madison Heights, Precinct 11	91	190	25	8	30	28	372	202	3	3	0	275	305	580
Totals	2,870	5,108	821	258	1,181	1,731	11,969	4,339	17	24	0	7,123	9,226	16,349

Canvass Results

Canvassed Results

Run Time 7:33 AM
Run Date 08/19/2020

Oakland County, Michigan

Primary Election, Tuesday, August 4, 2020

8/4/2020

Page 252

Official Results**Registered Voters**

370035 of 995114 = 37.19%

Precincts Reporting

506 of 506 = 100.00%

Judge of District Court 43rd District Incumbent Position - Nonpartisan Party - Vote for not more than 1

Precinct	Registered Voters	Turnout Percentage
Madison Heights, Precinct 6	431	25.52%
Madison Heights, Precinct 7	2,275	35.08%
Madison Heights, Precinct 8	2,828	33.38%
Madison Heights, Precinct 9	2,329	34.05%
Madison Heights, Precinct 10	1,923	37.44%
Madison Heights, Precinct 11	2,842	20.41%
Totals	50,286	32.51%

Canvass Results

Canvassed Results

Run Time 7:33 AM
Run Date 08/19/2020

Oakland County, Michigan

Primary Election, Tuesday, August 4, 2020

8/4/2020

Page 253

Official Results

Registered Voters

370035 of 995114 = 37.19%

Precincts Reporting

506 of 506 = 100.00%

Judge of District Court 45th District Non-Incumbent Position - Nonpartisan Party - Vote for not more than 1

Precinct	Darren Grow	Richard Halprin	Jaimie Powell Horowitz	Diana L. McClain	Gil Whitney McRipley	Brenda Richard	Cast Votes	Undervotes	Overvotes	Rejected write-in votes	Unresolved write-in votes	Precinct Ballots Cast	Absentee Ballots Cast	Total Ballots Cast
Royal Oak Township, Precinct 1	17	7	22	32	106	68	252	141	0	2	0	223	172	395
Royal Oak Township, Precinct 2	8	17	41	20	104	67	257	128	2	1	0	246	142	388
Huntington Woods, Precinct 1	33	167	470	12	14	16	712	92	0	0	0	228	576	804
Huntington Woods, Precinct 2	44	99	331	15	15	14	518	78	0	1	0	185	412	597
Huntington Woods, Precinct 3	46	121	340	19	22	13	561	115	0	0	0	244	432	676
Huntington Woods, Precinct 4	49	159	316	14	22	18	578	82	0	1	0	199	462	661
Huntington Woods, Precinct 5	32	171	327	9	12	15	566	114	0	0	0	239	441	680
Oak Park, Precinct 1	17	23	63	22	13	54	192	100	0	1	0	145	148	293
Oak Park, Precinct 2	56	76	275	25	18	39	489	128	2	3	0	232	390	622
Oak Park, Precinct 3	98	116	284	29	19	44	590	143	0	1	0	274	460	734
Oak Park, Precinct 4	22	46	102	28	41	57	296	107	3	0	0	135	271	406
Oak Park, Precinct 5	14	13	91	44	26	101	289	89	0	0	0	198	180	378
Oak Park, Precinct 6	26	42	108	57	45	157	435	160	1	0	0	267	329	596
Oak Park, Precinct 7	23	37	85	98	76	120	439	154	1	0	0	281	313	594
Oak Park, Precinct 8	17	26	123	99	70	134	469	181	1	1	0	267	385	652
Oak Park, Precinct 9	23	29	110	103	51	151	467	147	1	0	0	246	369	615

Canvass Results

Canvassed Results

Run Time 7:33 AM
Run Date 08/19/2020

Oakland County, Michigan

Primary Election, Tuesday, August 4, 2020

8/4/2020

Page 254

Official Results**Registered Voters**

370035 of 995114 = 37.19%

Precincts Reporting

506 of 506 = 100.00%

Judge of District Court 45th District Non-Incumbent Position - Nonpartisan Party - Vote for not more than 1

Precinct	Registered Voters	Turnout Percentage
Royal Oak Township, Precinct 1	1,458	27.09%
Royal Oak Township, Precinct 2	1,125	34.49%
Huntington Woods, Precinct 1	1,296	62.04%
Huntington Woods, Precinct 2	1,066	56.00%
Huntington Woods, Precinct 3	1,134	59.61%
Huntington Woods, Precinct 4	1,046	63.19%
Huntington Woods, Precinct 5	1,080	62.96%
Oak Park, Precinct 1	1,316	22.26%
Oak Park, Precinct 2	1,672	37.20%
Oak Park, Precinct 3	1,814	40.46%
Oak Park, Precinct 4	1,449	28.02%
Oak Park, Precinct 5	1,163	32.50%
Oak Park, Precinct 6	1,611	37.00%
Oak Park, Precinct 7	1,667	35.63%
Oak Park, Precinct 8	1,701	38.33%
Oak Park, Precinct 9	1,638	37.55%

Canvass Results

Canvassed Results

Run Time 7:33 AM
Run Date 08/19/2020

Oakland County, Michigan

Primary Election, Tuesday, August 4, 2020

8/4/2020

Page 255

Official Results

Registered Voters

370035 of 995114 = 37.19%

Precincts Reporting

506 of 506 = 100.00%

Judge of District Court 45th District Non-Incumbent Position - Nonpartisan Party - Vote for not more than 1

Precinct	Darren Grow	Richard Halprin	Jaimie Powell Horowitz	Diana L. McClain	Gill Whitney McRipley	Brenda Richard	Cast Votes	Undervotes	Overvotes	Rejected write-in votes	Unresolved write-in votes	Precinct Ballots Cast	Absentee Ballots Cast	Total Ballots Cast
Oak Park, Precinct 10	30	24	103	102	70	160	489	216	1	1	0	303	404	707
Oak Park, Precinct 11	27	13	53	35	47	73	248	94	1	0	0	161	182	343
Oak Park, Precinct 12	41	25	146	59	99	126	496	178	1	1	0	312	364	676
Oak Park, Precinct 13	24	42	127	67	94	134	488	193	1	1	0	294	389	683
Oak Park, Precinct 14	46	50	200	67	46	80	489	125	0	1	0	280	335	615
Oak Park, Precinct 15	39	29	158	55	66	81	428	130	1	1	0	250	310	560
Oak Park, Precinct 16	69	74	168	49	61	77	498	135	1	0	0	307	327	634
Pleasant Ridge, Precinct 1	88	149	643	62	76	60	1,078	229	2	1	0	530	780	1,310
Totals	889	1,555	4,686	1,122	1,213	1,859	11,324	3,259	19	17	0	6,046	8,573	14,619

Canvass Results

Canvassed Results

Run Time 7:33 AM
Run Date 08/19/2020

Oakland County, Michigan

Primary Election, Tuesday, August 4, 2020

8/4/2020

Page 256

Official Results**Registered Voters**

370035 of 995114 = 37.19%

Precincts Reporting

506 of 506 = 100.00%

Judge of District Court 45th District Non-Incumbent Position - Nonpartisan Party - Vote for not more than 1

Precinct	Registered Voters	Turnout Percentage
Oak Park, Precinct 10	1,848	38.26%
Oak Park, Precinct 11	1,585	21.64%
Oak Park, Precinct 12	1,782	37.93%
Oak Park, Precinct 13	1,762	38.76%
Oak Park, Precinct 14	1,364	45.09%
Oak Park, Precinct 15	1,380	40.58%
Oak Park, Precinct 16	1,619	39.16%
Pleasant Ridge, Precinct 1	2,451	53.45%
Totals	36,027	40.58%

Results per Precinct

Oceana August 2020 Primary

Official

2020-08-11 15:10:47

U. S. Senator (DEM) (Vote for 1)

Precinct	Gary Peters - DEM	Write-in
Benona Township, Precinct 1	152	0
Claybanks Township, Precinct 1	71	1
Colfax Township, Precinct 1	26	0
Crystal Township, Precinct 1	39	1
Elbridge Township, Precinct 1	31	0
Ferry Township, Precinct 1	52	1
Golden Township, Precinct 1	103	1
Grant Township, Precinct 1	132	0
Greenwood Township, Precinct 1	66	0
Hart Township, Precinct 1	73	0
Leavitt Township, Precinct 1	31	0
Newfield Township, Precinct 1	167	0
Otto Township, Precinct 1	31	0
Pentwater Township, Precinct 1	277	0
Shelby Township, Precinct 1	111	0
Shelby Township, Precinct 2	39	0
Weare Township, Precinct 1	73	0
City of Hart, Precinct 1	83	0
Total	1,557	4

Rep in Congress 2nd Dist (DEM) (Vote for 1)

Precinct	Bryan Berghoef - DEM	Write-in
Benona Township, Precinct 1	146	0
Claybanks Township, Precinct 1	69	0
Colfax Township, Precinct 1	26	0
Crystal Township, Precinct 1	37	2
Elbridge Township, Precinct 1	29	0
Ferry Township, Precinct 1	53	0
Golden Township, Precinct 1	101	0
Grant Township, Precinct 1	130	0
Greenwood Township, Precinct 1	64	0
Hart Township, Precinct 1	73	0
Leavitt Township, Precinct 1	27	0
Newfield Township, Precinct 1	165	0
Otto Township, Precinct 1	28	0
Pentwater Township, Precinct 1	271	1
Shelby Township, Precinct 1	104	1
Shelby Township, Precinct 2	39	0
Weare Township, Precinct 1	67	0
City of Hart, Precinct 1	79	1
Total	1,508	5

Rep in State Legis 100th Dist (DEM) (Vote for 1)

Precinct	Sandy Clarke - DEM	Write-in
Benona Township, Precinct 1	149	0

Claybanks Township, Precinct 1	71	0
Colfax Township, Precinct 1	25	0
Crystal Township, Precinct 1	39	0
Elbridge Township, Precinct 1	28	0
Ferry Township, Precinct 1	54	0
Golden Township, Precinct 1	97	0
Grant Township, Precinct 1	129	1
Greenwood Township, Precinct 1	65	0
Hart Township, Precinct 1	74	0
Leavitt Township, Precinct 1	29	0
Newfield Township, Precinct 1	166	0
Otto Township, Precinct 1	28	0
Pentwater Township, Precinct 1	266	1
Shelby Township, Precinct 1	107	0
Shelby Township, Precinct 2	38	0
Weare Township, Precinct 1	70	0
City of Hart, Precinct 1	80	0
Total	1,515	2

Prosecuting Attorney (DEM) (Vote for 1)

Precinct	Write-in
Benona Township, Precinct 1	17
Claybanks Township, Precinct 1	6
Colfax Township, Precinct 1	1
Crystal Township, Precinct 1	6
Elbridge Township, Precinct 1	3
Ferry Township, Precinct 1	4
Golden Township, Precinct 1	13
Grant Township, Precinct 1	22
Greenwood Township, Precinct 1	6
Hart Township, Precinct 1	17
Leavitt Township, Precinct 1	8
Newfield Township, Precinct 1	16
Otto Township, Precinct 1	9
Pentwater Township, Precinct 1	24
Shelby Township, Precinct 1	14
Shelby Township, Precinct 2	4
Weare Township, Precinct 1	6
City of Hart, Precinct 1	7
Total	183

Sheriff (DEM) (Vote for 1)

Precinct	Write-in
Benona Township, Precinct 1	14
Claybanks Township, Precinct 1	4
Colfax Township, Precinct 1	1
Crystal Township, Precinct 1	5
Elbridge Township, Precinct 1	3
Ferry Township, Precinct 1	2
Golden Township, Precinct 1	13
Grant Township, Precinct 1	20
Greenwood Township, Precinct 1	6
Hart Township, Precinct 1	13
Leavitt Township, Precinct 1	8
Newfield Township, Precinct 1	14
Otto Township, Precinct 1	7
Pentwater Township, Precinct 1	22
Shelby Township, Precinct 1	14
Shelby Township, Precinct 2	3
Weare Township, Precinct 1	5
City of Hart, Precinct 1	6

Precinct	Write-in
Greenwood Township, Precinct 1	6
Total	6

Delegate Hart Twp (DEM) (Vote for 3)

Precinct	Kathleen Schneider - DEM	Write-in
Hart Township, Precinct 1	69	0
Total	69	0

Delegate Leavitt Twp (DEM) (Vote for 1)

Precinct	Write-in
Leavitt Township, Precinct 1	8
Total	8

Delegate Newfield Twp (DEM) (Vote for 4)

Precinct	Write-in
Newfield Township, Precinct 1	11
Total	11

Delegate Otto Twp (DEM) (Vote for 1)

Precinct	Write-in
Otto Township, Precinct 1	6
Total	6

Delegate Pentwater Twp (DEM) (Vote for 5)

Precinct	Lynnette Cavazos - DEM	Write-in
Pentwater Township, Precinct 1	225	20
Total	225	20

Delegate Shelby Twp P1 (DEM) (Vote for 4)

Precinct	Write-in
Shelby Township, Precinct 1	24
Total	24

Delegate Shelby Twp P2 (DEM) (Vote for 2)

Precinct	Write-in
Shelby Township, Precinct 2	2
Total	2

Delegate Weare Twp (DEM) (Vote for 2)

Precinct	Write-in
Weare Township, Precinct 1	3
Total	3

Delegate City of Hart (DEM) (Vote for 3)

Precinct	Write-in
City of Hart, Precinct 1	10
Total	10

U. S. Senator (REP) (Vote for 1)

Precinct	John James - REP	Write-in
Benona Township, Precinct 1	300	1
Claybanks Township, Precinct 1	148	1
Colfax Township, Precinct 1	65	0
Crystal Township, Precinct 1	91	0
Elbridge Township, Precinct 1	207	4
Ferry Township, Precinct 1	209	4
Golden Township, Precinct 1	424	4
Grant Township, Precinct 1	369	5
Greenwood Township, Precinct 1	110	3
Hart Township, Precinct 1	380	2

Leavitt Township, Precinct 1	116	2
Newfield Township, Precinct 1	314	1
Otto Township, Precinct 1	123	1
Pentwater Township, Precinct 1	383	1
Shelby Township, Precinct 1	297	3
Shelby Township, Precinct 2	214	1
Weare Township, Precinct 1	275	2
City of Hart, Precinct 1	216	4
Total	4,241	39

Rep in Congress 2nd Dist (REP) (Vote for 1)

Precinct	Bill Huizenga - REP	Write-in
Benona Township, Precinct 1	307	0
Claybanks Township, Precinct 1	157	3
Colfax Township, Precinct 1	66	0
Crystal Township, Precinct 1	93	0
Elbridge Township, Precinct 1	213	2
Ferry Township, Precinct 1	215	3
Golden Township, Precinct 1	441	2
Grant Township, Precinct 1	374	4
Greenwood Township, Precinct 1	125	0
Hart Township, Precinct 1	391	0
Leavitt Township, Precinct 1	119	1
Newfield Township, Precinct 1	332	1
Otto Township, Precinct 1	126	0
Pentwater Township, Precinct 1	375	2
Shelby Township, Precinct 1	310	2
Shelby Township, Precinct 2	226	2
Weare Township, Precinct 1	290	1
City of Hart, Precinct 1	233	2
Total	4,393	25

Rep in State Legis 100th Dist (REP) (Vote for 1)

Precinct	Andrew Sebolt - REP	Scott A. VanSingel - REP	Write-in
Benona Township, Precinct 1	119	210	0
Claybanks Township, Precinct 1	60	114	0
Colfax Township, Precinct 1	37	31	0
Crystal Township, Precinct 1	51	48	0
Elbridge Township, Precinct 1	117	128	0
Ferry Township, Precinct 1	120	125	0
Golden Township, Precinct 1	173	290	1
Grant Township, Precinct 1	164	240	2
Greenwood Township, Precinct 1	66	68	0
Hart Township, Precinct 1	154	277	0
Leavitt Township, Precinct 1	71	67	0
Newfield Township, Precinct 1	129	230	0
Otto Township, Precinct 1	61	68	1
Pentwater Township, Precinct 1	144	254	0
Shelby Township, Precinct 1	136	215	0
Shelby Township, Precinct 2	94	150	0
Weare Township, Precinct 1	145	165	0
City of Hart, Precinct 1	97	160	1
Total	1,938	2,840	5

Prosecuting Attorney (REP) (Vote for 1)

Precinct	Joseph John Bizon - REP	Write-in
Benona Township, Precinct 1	261	3
Claybanks Township, Precinct 1	148	1
Colfax Township, Precinct 1	54	1
Crystal Township, Precinct 1	79	1
Elbridge Township, Precinct 1	181	3

Canvass

Oceana August 2020 Primary

Official

2020-08-18 14:53:10

Election Day

Total

Precinct	Total Voters	Ballot Cast	Eligible Electors	Turnout(%)
Benona Township, Precinct 1	577	577	1,266	45.58
Claybanks Township, Precinct 1	270	270	694	38.90
Colfax Township, Precinct 1	108	108	343	31.49
Crystal Township, Precinct 1	150	150	0	0.00
Elbridge Township, Precinct 1	297	297	690	43.04
Ferry Township, Precinct 1	337	337	976	34.53
Golden Township, Precinct 1	632	632	1,500	42.13
Grant Township, Precinct 1	605	605	2,316	26.12
Greenwood Township, Precinct 1	223	223	790	28.23
Hart Township, Precinct 1	565	565	1,472	38.38
Leavitt Township, Precinct 1	192	192	0	0.00
Newfield Township, Precinct 1	607	607	1,905	31.86
Otto Township, Precinct 1	172	172	646	26.63
Pentwater Township, Precinct 1	771	771	0	0.00
Shelby Township, Precinct 1	528	528	1,838	28.73
Shelby Township, Precinct 2	319	319	0	0.00
Weare Township, Precinct 1	430	430	971	44.28
City of Hart, Precinct 1	370	370	1,399	26.45
Total	7,153	7,153	16,806	42.56

AV Counting Boards

Total

Precinct	Total Voters	Ballot Cast	Eligible Electors	Turnout(%)
Benona Township, Precinct 1	0	0	1,266	0.00
Claybanks Township, Precinct 1	0	0	694	0.00
Colfax Township, Precinct 1	0	0	343	0.00
Crystal Township, Precinct 1	0	0	0	0.00
Elbridge Township, Precinct 1	0	0	690	0.00
Ferry Township, Precinct 1	0	0	976	0.00
Golden Township, Precinct 1	0	0	1,500	0.00
Grant Township, Precinct 1	0	0	2,316	0.00
Greenwood Township, Precinct 1	0	0	790	0.00
Hart Township, Precinct 1	0	0	1,472	0.00
Leavitt Township, Precinct 1	0	0	0	0.00
Newfield Township, Precinct 1	0	0	1,905	0.00
Otto Township, Precinct 1	0	0	646	0.00
Pentwater Township, Precinct 1	0	0	0	0.00
Shelby Township, Precinct 1	0	0	1,838	0.00

Shelby Township, Precinct 2	0	0	0	0.00
Weare Township, Precinct 1	0	0	971	0.00
City of Hart, Precinct 1	0	0	1,399	0.00
Total	0	0	16,806	0.00

Total	160
--------------	------------

County Clerk (DEM) (Vote for 1)

Precinct	Write-in
Benona Township, Precinct 1	15
Claybanks Township, Precinct 1	4
Colfax Township, Precinct 1	1
Crystal Township, Precinct 1	5
Elbridge Township, Precinct 1	3
Ferry Township, Precinct 1	2
Golden Township, Precinct 1	12
Grant Township, Precinct 1	19
Greenwood Township, Precinct 1	6
Hart Township, Precinct 1	13
Leavitt Township, Precinct 1	8
Newfield Township, Precinct 1	14
Otto Township, Precinct 1	7
Pentwater Township, Precinct 1	23
Shelby Township, Precinct 1	12
Shelby Township, Precinct 2	3
Weare Township, Precinct 1	6
City of Hart, Precinct 1	6
Total	159

County Treasurer (DEM) (Vote for 1)

Precinct	Write-in
Benona Township, Precinct 1	14
Claybanks Township, Precinct 1	4
Colfax Township, Precinct 1	1
Crystal Township, Precinct 1	5
Elbridge Township, Precinct 1	3
Ferry Township, Precinct 1	2
Golden Township, Precinct 1	11
Grant Township, Precinct 1	18
Greenwood Township, Precinct 1	6
Hart Township, Precinct 1	13
Leavitt Township, Precinct 1	8
Newfield Township, Precinct 1	12
Otto Township, Precinct 1	7
Pentwater Township, Precinct 1	22
Shelby Township, Precinct 1	13
Shelby Township, Precinct 2	3
Weare Township, Precinct 1	5
City of Hart, Precinct 1	6
Total	153

Register of Deeds (DEM) (Vote for 1)

Precinct	Write-in
Benona Township, Precinct 1	14
Claybanks Township, Precinct 1	4
Colfax Township, Precinct 1	1
Crystal Township, Precinct 1	5
Elbridge Township, Precinct 1	3
Ferry Township, Precinct 1	3
Golden Township, Precinct 1	12
Grant Township, Precinct 1	19
Greenwood Township, Precinct 1	6
Hart Township, Precinct 1	12
Leavitt Township, Precinct 1	8
Newfield Township, Precinct 1	13
Otto Township, Precinct 1	7

Pentwater Township, Precinct 1	21
Shelby Township, Precinct 1	13
Shelby Township, Precinct 2	3
Weare Township, Precinct 1	6
City of Hart, Precinct 1	6
Total	156

Road Commissioner (DEM) (Vote for 1)

Precinct	Write-in
Benona Township, Precinct 1	12
Claybanks Township, Precinct 1	4
Colfax Township, Precinct 1	1
Crystal Township, Precinct 1	4
Elbridge Township, Precinct 1	3
Ferry Township, Precinct 1	2
Golden Township, Precinct 1	10
Grant Township, Precinct 1	18
Greenwood Township, Precinct 1	4
Hart Township, Precinct 1	13
Leavitt Township, Precinct 1	8
Newfield Township, Precinct 1	10
Otto Township, Precinct 1	7
Pentwater Township, Precinct 1	22
Shelby Township, Precinct 1	11
Shelby Township, Precinct 2	3
Weare Township, Precinct 1	4
City of Hart, Precinct 1	6
Total	142

Drain Commissioner for County (DEM) (Vote for 1)

Precinct	Write-in
Benona Township, Precinct 1	13
Claybanks Township, Precinct 1	4
Colfax Township, Precinct 1	2
Crystal Township, Precinct 1	5
Elbridge Township, Precinct 1	3
Ferry Township, Precinct 1	2
Golden Township, Precinct 1	12
Grant Township, Precinct 1	19
Greenwood Township, Precinct 1	9
Hart Township, Precinct 1	15
Leavitt Township, Precinct 1	9
Newfield Township, Precinct 1	12
Otto Township, Precinct 1	7
Pentwater Township, Precinct 1	19
Shelby Township, Precinct 1	11
Shelby Township, Precinct 2	2
Weare Township, Precinct 1	4
City of Hart, Precinct 1	6
Total	154

Surveyor for County (DEM) (Vote for 1)

Precinct	Write-in
Benona Township, Precinct 1	12
Claybanks Township, Precinct 1	4
Colfax Township, Precinct 1	1
Crystal Township, Precinct 1	5
Elbridge Township, Precinct 1	2
Ferry Township, Precinct 1	2
Golden Township, Precinct 1	11
Grant Township, Precinct 1	19

Greenwood Township, Precinct 1	8
Hart Township, Precinct 1	13
Leavitt Township, Precinct 1	8
Newfield Township, Precinct 1	11
Otto Township, Precinct 1	7
Pentwater Township, Precinct 1	20
Shelby Township, Precinct 1	11
Shelby Township, Precinct 2	2
Weare Township, Precinct 1	4
City of Hart, Precinct 1	6
Total	146

County Commissioner 1st Dist (DEM) (Vote for 1)

Precinct	Write-in
Crystal Township, Precinct 1	4
Pentwater Township, Precinct 1	21
Weare Township, Precinct 1	4
Total	29

County Commissioner 2nd Dist (DEM) (Vote for 1)

Precinct	Write-in
Greenwood Township, Precinct 1	6
Newfield Township, Precinct 1	10
Total	16

County Commissioner 3rd Dist (DEM) (Vote for 1)

Precinct	Write-in
Hart Township, Precinct 1	12
City of Hart, Precinct 1	5
Total	17

County Commissioner 4th Dist (DEM) (Vote for 1)

Precinct	Write-in
Colfax Township, Precinct 1	1
Elbridge Township, Precinct 1	3
Ferry Township, Precinct 1	2
Leavitt Township, Precinct 1	7
Total	13

County Commissioner 5th Dist (DEM) (Vote for 1)

Precinct	Write-in
Benona Township, Precinct 1	12
Claybanks Township, Precinct 1	4
Golden Township, Precinct 1	12
Total	28

County Commissioner 6th Dist (DEM) (Vote for 1)

Precinct	Write-in
Shelby Township, Precinct 1	11
Shelby Township, Precinct 2	2
Total	13

County Commissioner 7th Dist (DEM) (Vote for 1)

Precinct	Write-in
Grant Township, Precinct 1	19
Otto Township, Precinct 1	7
Shelby Township, Precinct 2	0
Total	26

Supervisor for Benona Township (DEM) (Vote for 1)

Precinct	Write-in
----------	----------

Benona Township, Precinct 1	12
Total	12

Supervisor for Claybanks Township (DEM) (Vote for 1)

Precinct	Write-in
Claybanks Township, Precinct 1	4
Total	4

Supervisor for Colfax Township (DEM) (Vote for 1)

Precinct	Write-in
Colfax Township, Precinct 1	1
Total	1

Supervisor for Crystal Township (DEM) (Vote for 1)

Precinct	Write-in
Crystal Township, Precinct 1	7
Total	7

Supervisor for Elbridge Township (DEM) (Vote for 1)

Precinct	Write-in
Elbridge Township, Precinct 1	3
Total	3

Supervisor for Ferry Township (DEM) (Vote for 1)

Precinct	Write-in
Ferry Township, Precinct 1	3
Total	3

Supervisor for Grant Township (DEM) (Vote for 1)

Precinct	Write-in
Grant Township, Precinct 1	19
Total	19

Supervisor for Golden Township (DEM) (Vote for 1)

Precinct	Write-in
Golden Township, Precinct 1	12
Total	12

Supervisor for Greenwood Township (DEM) (Vote for 1)

Precinct	Write-in
Greenwood Township, Precinct 1	6
Total	6

Supervisor for Hart Township (DEM) (Vote for 1)

Precinct	Write-in
Hart Township, Precinct 1	12
Total	12

Supervisor for Leavitt Township (DEM) (Vote for 1)

Precinct	Write-in
Leavitt Township, Precinct 1	8
Total	8

Supervisor for Newfield Township (DEM) (Vote for 1)

Precinct	Write-in
Newfield Township, Precinct 1	11
Total	11

Supervisor for Otto Township (DEM) (Vote for 1)

Precinct	Write-in
Otto Township, Precinct 1	7

Total	7
-------	---

Supervisor for Pentwater Township (DEM) (Vote for 1)

Precinct	Write-in
Pentwater Township, Precinct 1	22
Total	22

Supervisor for Shelby Township (DEM) (Vote for 1)

Precinct	Write-in
Shelby Township, Precinct 1	11
Shelby Township, Precinct 2	2
Total	13

Supervisor for Weare Township (DEM) (Vote for 1)

Precinct	Write-in
Weare Township, Precinct 1	4
Total	4

Clerk for Benona Township (DEM) (Vote for 1)

Precinct	Write-in
Benona Township, Precinct 1	12
Total	12

Clerk for Claybanks Township (DEM) (Vote for 1)

Precinct	Write-in
Claybanks Township, Precinct 1	4
Total	4

Clerk for Colfax Township (DEM) (Vote for 1)

Precinct	Larry Burmeister - DEM	Write-in
Colfax Township, Precinct 1	24	0
Total	24	0

Clerk for Crystal Township (DEM) (Vote for 1)

Precinct	Write-in
Crystal Township, Precinct 1	4
Total	4

Clerk for Elbridge Township (DEM) (Vote for 1)

Precinct	Write-in
Elbridge Township, Precinct 1	3
Total	3

Clerk for Ferry Township (DEM) (Vote for 1)

Precinct	Write-in
Ferry Township, Precinct 1	2
Total	2

Clerk for Golden Township (DEM) (Vote for 1)

Precinct	Write-in
Golden Township, Precinct 1	11
Total	11

Clerk for Grant Township (DEM) (Vote for 1)

Precinct	Write-in
Grant Township, Precinct 1	17
Total	17

Clerk for Greenwood Township (DEM) (Vote for 1)

Precinct	Write-in
----------	----------

Greenwood Township, Precinct 1	7
Total	7

Clerk for Hart Township (DEM) (Vote for 1)

Precinct	Write-in
Hart Township, Precinct 1	13
Total	13

Clerk for Leavitt Township (DEM) (Vote for 1)

Precinct	Write-in
Leavitt Township, Precinct 1	9
Total	9

Clerk for Newfield Township (DEM) (Vote for 1)

Precinct	Write-in
Newfield Township, Precinct 1	11
Total	11

Clerk for Otto Township (DEM) (Vote for 1)

Precinct	Write-in
Otto Township, Precinct 1	7
Total	7

Clerk for Pentwater Township (DEM) (Vote for 1)

Precinct	Write-in
Pentwater Township, Precinct 1	20
Total	20

Clerk for Shelby Township (DEM) (Vote for 1)

Precinct	Write-in
Shelby Township, Precinct 1	12
Shelby Township, Precinct 2	2
Total	14

Clerk for Weare Township (DEM) (Vote for 1)

Precinct	Melanie M. Sayles - DEM	Write-in
Weare Township, Precinct 1	66	1
Total	66	1

Treasurer for Benona Township (DEM) (Vote for 1)

Precinct	Write-in
Benona Township, Precinct 1	12
Total	12

Treasurer for Claybanks Township (DEM) (Vote for 1)

Precinct	Write-in
Claybanks Township, Precinct 1	4
Total	4

Treasurer for Colfax Township (DEM) (Vote for 1)

Precinct	Write-in
Colfax Township, Precinct 1	1
Total	1

Treasurer for Crystal Township (DEM) (Vote for 1)

Precinct	Catherine A. Walker - DEM	Write-in
Crystal Township, Precinct 1	41	0
Total	41	0

Treasurer for Elbridge Township (DEM) (Vote for 1)

Precinct	Write-in
----------	----------

Elbridge Township, Precinct 1	3
Total	3

Treasurer for Ferry Township (DEM) (Vote for 1)

Precinct	Write-in
Ferry Township, Precinct 1	2
Total	2

Treasurer for Golden Township (DEM) (Vote for 1)

Precinct	Write-in
Golden Township, Precinct 1	11
Total	11

Treasurer for Grant Township (DEM) (Vote for 1)

Precinct	Write-in
Grant Township, Precinct 1	18
Total	18

Treasurer for Greenwood Township (DEM) (Vote for 1)

Precinct	Sandra Gustman - DEM	Write-in
Greenwood Township, Precinct 1	56	0
Total	56	0

Treasurer for Hart Township (DEM) (Vote for 1)

Precinct	Write-in
Hart Township, Precinct 1	13
Total	13

Treasurer for Leavitt Township (DEM) (Vote for 1)

Precinct	Write-in
Leavitt Township, Precinct 1	8
Total	8

Treasurer for Newfield Township (DEM) (Vote for 1)

Precinct	Tami Ballantyne - DEM	Write-in
Newfield Township, Precinct 1	142	0
Total	142	0

Treasurer for Otto Township (DEM) (Vote for 1)

Precinct	Write-in
Otto Township, Precinct 1	7
Total	7

Treasurer for Pentwater Township (DEM) (Vote for 1)

Precinct	Write-in
Pentwater Township, Precinct 1	20
Total	20

Treasurer for Shelby Township (DEM) (Vote for 1)

Precinct	Write-in
Shelby Township, Precinct 1	11
Shelby Township, Precinct 2	2
Total	13

Treasurer for Weare Township (DEM) (Vote for 1)

Precinct	Linda Dykema - DEM	Write-in
Weare Township, Precinct 1	67	0
Total	67	0

Trustee for Benona Township (DEM) (Vote for 2)

--	--

Precinct	Write-in
Benona Township, Precinct 1	15
Total	15

Trustee for Claybanks Township (DEM) (Vote for 2)

Precinct	Write-in
Claybanks Township, Precinct 1	7
Total	7

Trustee for Colfax Township (DEM) (Vote for 2)

Precinct	Stuart D. Overway - DEM	Write-in
Colfax Township, Precinct 1	24	0
Total	24	0

Trustee for Crystal Township (DEM) (Vote for 2)

Precinct	Rosalie Sauser - DEM	Gaye L. Sorensen - DEM	Write-in
Crystal Township, Precinct 1	39	23	1
Total	39	23	1

Trustee for Elbridge Township (DEM) (Vote for 2)

Precinct	Write-in
Elbridge Township, Precinct 1	4
Total	4

Trustee for Ferry Township (DEM) (Vote for 2)

Precinct	Write-in
Ferry Township, Precinct 1	2
Total	2

Trustee for Golden Township (DEM) (Vote for 2)

Precinct	Write-in
Golden Township, Precinct 1	16
Total	16

Trustee for Grant Township (DEM) (Vote for 2)

Precinct	Write-in
Grant Township, Precinct 1	15
Total	15

Trustee for Greenwood Township (DEM) (Vote for 2)

Precinct	Write-in
Greenwood Township, Precinct 1	4
Total	4

Trustee for Hart Township (DEM) (Vote for 2)

Precinct	Write-in
Hart Township, Precinct 1	16
Total	16

Trustee for Leavitt Township (DEM) (Vote for 2)

Precinct	Write-in
Leavitt Township, Precinct 1	14
Total	14

Trustee for Newfield Township (DEM) (Vote for 2)

Precinct	Richard Roberson - DEM	Write-in
Newfield Township, Precinct 1	133	0
Total	133	0

Trustee for Otto Township (DEM) (Vote for 2)

Precinct	Write-in
----------	----------

Otto Township, Precinct 1	7
Total	7

Trustee for Pentwater Township (DEM) (Vote for 2)

Precinct	Write-in
Pentwater Township, Precinct 1	33
Total	33

Trustee for Shelby Township (DEM) (Vote for 2)

Precinct	Write-in
Shelby Township, Precinct 1	15
Shelby Township, Precinct 2	2
Total	17

Trustee for Weare Township (DEM) (Vote for 2)

Precinct	Tom Sayles - DEM	Write-in
Weare Township, Precinct 1	62	1
Total	62	1

Delegate Benona Twp (DEM) (Vote for 3)

Precinct	Janet Schultz - DEM	Write-in
Benona Township, Precinct 1	125	3
Total	125	3

Delegate Claybanks Twp (DEM) (Vote for 2)

Precinct	Write-in
Claybanks Township, Precinct 1	7
Total	7

Delegate Colfax Twp (DEM) (Vote for 1)

Precinct	Write-in
Colfax Township, Precinct 1	1
Total	1

Delegate Crystal Twp (DEM) (Vote for 1)

Precinct	Write-in
Crystal Township, Precinct 1	4
Total	4

Delegate Elbridge Twp (DEM) (Vote for 1)

Precinct	Write-in
Elbridge Township, Precinct 1	3
Total	3

Delegate Ferry Twp (DEM) (Vote for 2)

Precinct	Christian Prowant	Write-in
Ferry Township, Precinct 1	43	0
Total	43	0

Delegate Golden Twp (DEM) (Vote for 3)

Precinct	Write-in
Golden Township, Precinct 1	23
Total	23

Delegate Grant Twp (DEM) (Vote for 4)

Precinct	Write-in
Grant Township, Precinct 1	20
Total	20

Delegate Greenwood Twp (DEM) (Vote for 1)

--	--

Ferry Township, Precinct 1	185	2
Golden Township, Precinct 1	400	4
Grant Township, Precinct 1	347	4
Greenwood Township, Precinct 1	108	1
Hart Township, Precinct 1	352	2
Leavitt Township, Precinct 1	106	1
Newfield Township, Precinct 1	314	1
Otto Township, Precinct 1	108	2
Pentwater Township, Precinct 1	350	4
Shelby Township, Precinct 1	295	4
Shelby Township, Precinct 2	206	3
Weare Township, Precinct 1	257	5
City of Hart, Precinct 1	224	4
Total	3,975	46

Sheriff (REP) (Vote for 1)

Precinct	Craig Mast - REP	Write-in
Benona Township, Precinct 1	301	1
Claybanks Township, Precinct 1	162	1
Colfax Township, Precinct 1	62	0
Crystal Township, Precinct 1	93	1
Elbridge Township, Precinct 1	230	0
Ferry Township, Precinct 1	225	0
Golden Township, Precinct 1	456	2
Grant Township, Precinct 1	376	0
Greenwood Township, Precinct 1	119	1
Hart Township, Precinct 1	404	0
Leavitt Township, Precinct 1	124	0
Newfield Township, Precinct 1	349	0
Otto Township, Precinct 1	125	1
Pentwater Township, Precinct 1	376	1
Shelby Township, Precinct 1	322	1
Shelby Township, Precinct 2	223	1
Weare Township, Precinct 1	299	1
City of Hart, Precinct 1	242	0
Total	4,488	11

County Clerk (REP) (Vote for 1)

Precinct	Amy L. Anderson - REP	Write-in
Benona Township, Precinct 1	276	0
Claybanks Township, Precinct 1	153	1
Colfax Township, Precinct 1	58	1
Crystal Township, Precinct 1	82	0
Elbridge Township, Precinct 1	186	2
Ferry Township, Precinct 1	200	1
Golden Township, Precinct 1	418	2
Grant Township, Precinct 1	358	2
Greenwood Township, Precinct 1	117	0
Hart Township, Precinct 1	366	0
Leavitt Township, Precinct 1	117	0
Newfield Township, Precinct 1	316	0
Otto Township, Precinct 1	119	0
Pentwater Township, Precinct 1	359	1
Shelby Township, Precinct 1	308	2
Shelby Township, Precinct 2	216	1
Weare Township, Precinct 1	266	2
City of Hart, Precinct 1	219	2
Total	4,134	17

County Treasurer (REP) (Vote for 1)

Precinct	Mary Lou Phillips - REP	Write-in
----------	-------------------------	----------

Benona Township, Precinct 1	281	0
Claybanks Township, Precinct 1	155	1
Colfax Township, Precinct 1	58	1
Crystal Township, Precinct 1	88	0
Elbridge Township, Precinct 1	201	3
Ferry Township, Precinct 1	199	1
Golden Township, Precinct 1	422	3
Grant Township, Precinct 1	355	4
Greenwood Township, Precinct 1	111	0
Hart Township, Precinct 1	391	0
Leavitt Township, Precinct 1	117	1
Newfield Township, Precinct 1	324	0
Otto Township, Precinct 1	117	0
Pentwater Township, Precinct 1	368	1
Shelby Township, Precinct 1	310	0
Shelby Township, Precinct 2	219	0
Weare Township, Precinct 1	284	3
City of Hart, Precinct 1	231	0
Total	4,231	18

Register of Deeds (REP) (Vote for 1)

Precinct	Richard A. Hodges - REP	Write-in
Benona Township, Precinct 1	271	0
Claybanks Township, Precinct 1	157	1
Colfax Township, Precinct 1	57	1
Crystal Township, Precinct 1	87	0
Elbridge Township, Precinct 1	202	1
Ferry Township, Precinct 1	195	1
Golden Township, Precinct 1	425	1
Grant Township, Precinct 1	355	3
Greenwood Township, Precinct 1	111	1
Hart Township, Precinct 1	381	0
Leavitt Township, Precinct 1	116	0
Newfield Township, Precinct 1	317	0
Otto Township, Precinct 1	112	2
Pentwater Township, Precinct 1	361	1
Shelby Township, Precinct 1	305	1
Shelby Township, Precinct 2	214	1
Weare Township, Precinct 1	276	2
City of Hart, Precinct 1	232	1
Total	4,174	17

Road Commissioner (REP) (Vote for 1)

Precinct	Denis Koch - REP	Bill Myers - REP	Write-in
Benona Township, Precinct 1	112	174	0
Claybanks Township, Precinct 1	47	105	0
Colfax Township, Precinct 1	36	28	0
Crystal Township, Precinct 1	44	48	0
Elbridge Township, Precinct 1	161	67	0
Ferry Township, Precinct 1	103	121	0
Golden Township, Precinct 1	260	169	2
Grant Township, Precinct 1	122	234	2
Greenwood Township, Precinct 1	59	64	0
Hart Township, Precinct 1	225	165	2
Leavitt Township, Precinct 1	93	43	0
Newfield Township, Precinct 1	97	273	0
Otto Township, Precinct 1	61	59	0
Pentwater Township, Precinct 1	145	229	0
Shelby Township, Precinct 1	134	191	1
Shelby Township, Precinct 2	60	164	1
Weare Township, Precinct 1	166	119	1

City of Hart, Precinct 1	118	116	1
Total	2,043	2,369	10

Drain Commissioner (REP) (Vote for 1)

Precinct	Michelle Martin - REP	Write-in
Benona Township, Precinct 1	270	0
Claybanks Township, Precinct 1	153	1
Colfax Township, Precinct 1	53	0
Crystal Township, Precinct 1	79	0
Elbridge Township, Precinct 1	187	1
Ferry Township, Precinct 1	177	1
Golden Township, Precinct 1	417	1
Grant Township, Precinct 1	348	2
Greenwood Township, Precinct 1	114	0
Hart Township, Precinct 1	371	0
Leavitt Township, Precinct 1	104	1
Newfield Township, Precinct 1	335	0
Otto Township, Precinct 1	114	0
Pentwater Township, Precinct 1	347	1
Shelby Township, Precinct 1	292	1
Shelby Township, Precinct 2	206	1
Weare Township, Precinct 1	267	2
City of Hart, Precinct 1	224	0
Total	4,058	12

Surveyor (REP) (Vote for 1)

Precinct	J Randolph Hepworth - REP	Write-in
Benona Township, Precinct 1	270	0
Claybanks Township, Precinct 1	147	1
Colfax Township, Precinct 1	52	1
Crystal Township, Precinct 1	80	0
Elbridge Township, Precinct 1	189	1
Ferry Township, Precinct 1	183	0
Golden Township, Precinct 1	406	2
Grant Township, Precinct 1	347	1
Greenwood Township, Precinct 1	109	1
Hart Township, Precinct 1	362	2
Leavitt Township, Precinct 1	103	1
Newfield Township, Precinct 1	303	0
Otto Township, Precinct 1	112	1
Pentwater Township, Precinct 1	341	6
Shelby Township, Precinct 1	291	1
Shelby Township, Precinct 2	210	1
Weare Township, Precinct 1	255	5
City of Hart, Precinct 1	221	0
Total	3,981	24

County Commissioner 1st Dist (REP) (Vote for 1)

Precinct	Ron Christians - REP	Terry Dykema - REP	Write-in
Crystal Township, Precinct 1	47	46	0
Pentwater Township, Precinct 1	287	114	0
Weare Township, Precinct 1	127	173	0
Total	461	333	0

County Commissioner 2nd Dist (REP) (Vote for 1)

Precinct	Martha Meyette - REP	Write-in
Greenwood Township, Precinct 1	108	0
Newfield Township, Precinct 1	302	0
Total	410	0

County Commissioner 3rd Dist (REP) (Vote for 1)

Precinct	Steve Bruch - REP	Craig A Hardy - REP	Write-in
Hart Township, Precinct 1	98	311	0
City of Hart, Precinct 1	103	140	0
Total	201	451	0

County Commissioner 4th Dist (REP) (Vote for 1)

Precinct	Paul Erickson - REP	Write-in
Colfax Township, Precinct 1	51	1
Elbridge Township, Precinct 1	187	7
Ferry Township, Precinct 1	175	6
Leavitt Township, Precinct 1	107	0
Total	520	14

County Commissioner 5th Dist (REP) (Vote for 1)

Precinct	Timothy Beggs - REP	Lawrence Byl - REP	Write-in
Benona Township, Precinct 1	132	204	1
Claybanks Township, Precinct 1	76	92	1
Golden Township, Precinct 1	348	123	1
Total	556	419	3

County Commissioner 6th Dist (REP) (Vote for 1)

Precinct	Phil Morse - REP	Write-in
Shelby Township, Precinct 1	280	1
Shelby Township, Precinct 2	194	0
Total	474	1

County Commissioner 7th Dist (REP) (Vote for 1)

Precinct	Rhonda Schilleman - REP	Robert H. Walker - REP	Write-in
Grant Township, Precinct 1	192	205	0
Otto Township, Precinct 1	62	65	2
Shelby Township, Precinct 2	7	6	0
Total	261	276	2

Supervisor for Benona Township (REP) (Vote for 1)

Precinct	Steven W. Fleming - REP	Write-in
Benona Township, Precinct 1	277	4
Total	277	4

Supervisor for Claybanks Township (REP) (Vote for 1)

Precinct	Daniel J. Lombard - REP	Write-in
Claybanks Township, Precinct 1	161	0
Total	161	0

Supervisor for Colfax Township (REP) (Vote for 1)

Precinct	Robert W. Wade - REP	Write-in
Colfax Township, Precinct 1	48	3
Total	48	3

Supervisor for Crystal Township (REP) (Vote for 1)

Precinct	Write-in
Crystal Township, Precinct 1	3
Total	3

Supervisor for Elbridge Township (REP) (Vote for 1)

Precinct	Craig Herremans - REP	Write-in
Elbridge Township, Precinct 1	171	10
Total	171	10

Supervisor for Ferry Township (REP) (Vote for 1)

Precinct	David Allen Schmieding - REP	Write-in
Ferry Township, Precinct 1	199	2

Total	199	2
--------------	------------	----------

Supervisor for Golden Township (REP) (Vote for 1)

Precinct	Carl A. Fuehring - REP	Write-in
Golden Township, Precinct 1	400	7
Total	400	7

Supervisor for Grant Township (REP) (Vote for 1)

Precinct	Roger W. Schmidt - REP	Write-in
Grant Township, Precinct 1	358	2
Total	358	2

Supervisor for Greenwood Township (REP) (Vote for 1)

Precinct	Jamie P. Holcomb - REP	Jeffery Hunt - REP	Write-in
Greenwood Township, Precinct 1	56	67	0
Total	56	67	0

Supervisor for Hart Township (REP) (Vote for 1)

Precinct	Jay McGhan - REP	Write-in
Hart Township, Precinct 1	377	1
Total	377	1

Supervisor for Leavitt Township (REP) (Vote for 1)

Precinct	Write-in
Leavitt Township, Precinct 1	8
Total	8

Supervisor for Newfield Township (REP) (Vote for 1)

Precinct	Joan David - REP	Write-in
Newfield Township, Precinct 1	328	0
Total	328	0

Supervisor for Otto Township (REP) (Vote for 1)

Precinct	Write-in
Otto Township, Precinct 1	8
Total	8

Supervisor for Pentwater Township (REP) (Vote for 1)

Precinct	Write-in
Pentwater Township, Precinct 1	19
Total	19

Supervisor for Shelby Township (REP) (Vote for 1)

Precinct	Star Blohm - REP	Richard Raffaelli - REP	Write-in
Shelby Township, Precinct 1	120	232	1
Shelby Township, Precinct 2	66	166	0
Total	186	398	1

Supervisor for Weare Township (REP) (Vote for 1)

Precinct	Larry Doran - REP	Dale A. Stevenson - REP	Write-in
Weare Township, Precinct 1	169	155	0
Total	169	155	0

Clerk for Benona Township (REP) (Vote for 1)

Precinct	Margie Shaw - REP	Write-in
Benona Township, Precinct 1	294	1
Total	294	1

Clerk for Claybanks Township (REP) (Vote for 1)

Precinct	Write-in
----------	----------

Claybanks Township, Precinct 1	6
Total	6

Clerk for Colfax Township (REP) (Vote for 1)

Precinct	Write-in
Colfax Township, Precinct 1	2
Total	2

Clerk for Crystal Township (REP) (Vote for 1)

Precinct	Write-in
Crystal Township, Precinct 1	3
Total	3

Clerk for Elbridge Township (REP) (Vote for 1)

Precinct	Stephanie VanSickle - REP	Write-in
Elbridge Township, Precinct 1	194	3
Total	194	3

Clerk for Ferry Township (REP) (Vote for 1)

Precinct	William Jessup - REP	Write-in
Ferry Township, Precinct 1	195	1
Total	195	1

Clerk for Golden Township (REP) (Vote for 1)

Precinct	Rachel Iteen - REP	Write-in
Golden Township, Precinct 1	424	1
Total	424	1

Clerk for Grant Township (REP) (Vote for 1)

Precinct	Shannon Beishuizen - REP	Amy Martell - REP	Write-in
Grant Township, Precinct 1	219	167	0
Total	219	167	0

Clerk for Greenwood Township (REP) (Vote for 1)

Precinct	Write-in
Greenwood Township, Precinct 1	5
Total	5

Clerk for Hart Township (REP) (Vote for 1)

Precinct	Steven P. Freed - REP	Write-in
Hart Township, Precinct 1	329	1
Total	329	1

Clerk for Leavitt Township (REP) (Vote for 1)

Precinct	Write-in
Leavitt Township, Precinct 1	6
Total	6

Clerk for Newfield Township (REP) (Vote for 1)

Precinct	Nancy L. Conley - REP	Write-in
Newfield Township, Precinct 1	336	0
Total	336	0

Clerk for Otto Township (REP) (Vote for 1)

Precinct	Patricia A. Budde - REP	Write-in
Otto Township, Precinct 1	119	0
Total	119	0

Clerk for Pentwater Township (REP) (Vote for 1)

Precinct	Sue Ann Johnson - REP	Write-in
Pentwater Township, Precinct 1	352	2

Total	352	2
-------	-----	---

Clerk for Shelby Township (REP) (Vote for 1)

Precinct	Marilyn Glover - REP	Write-in
Shelby Township, Precinct 1	302	2
Shelby Township, Precinct 2	209	2
Total	511	4

Clerk for Weare Township (REP) (Vote for 1)

Precinct	Write-in
Weare Township, Precinct 1	14
Total	14

Treasurer for Benona Township (REP) (Vote for 1)

Precinct	Brandi Neuman - REP	Write-in
Benona Township, Precinct 1	293	0
Total	293	0

Treasurer for Claybanks Township (REP) (Vote for 1)

Precinct	Cheryl A. Rabe - REP	Write-in
Claybanks Township, Precinct 1	157	0
Total	157	0

Treasurer for Colfax Township (REP) (Vote for 1)

Precinct	Robert Abbott - REP	Write-in
Colfax Township, Precinct 1	52	3
Total	52	3

Treasurer for Crystal Township (REP) (Vote for 1)

Precinct	Write-in
Crystal Township, Precinct 1	3
Total	3

Treasurer for Elbridge Township (REP) (Vote for 1)

Precinct	Vicki Koch - REP	Write-in
Elbridge Township, Precinct 1	204	1
Total	204	1

Treasurer for Ferry Township (REP) (Vote for 1)

Precinct	Brenda Dickman - REP	Write-in
Ferry Township, Precinct 1	194	2
Total	194	2

Treasurer for Golden Township (REP) (Vote for 1)

Precinct	Connie Cargill - REP	LuAnn J. Mitteer - REP	Write-in
Golden Township, Precinct 1	326	139	1
Total	326	139	1

Treasurer for Grant Township (REP) (Vote for 1)

Precinct	Joanne Heck - REP	Write-in
Grant Township, Precinct 1	371	1
Total	371	1

Treasurer for Greenwood Township (REP) (Vote for 1)

Precinct	Write-in
Greenwood Township, Precinct 1	3
Total	3

Treasurer for Hart Township (REP) (Vote for 1)

Precinct	Todd E. Metzler - REP	Write-in
----------	-----------------------	----------

Hart Township, Precinct 1	385	0
Total	385	0

Treasurer for Leavitt Township (REP) (Vote for 1)

Precinct	Write-in
Leavitt Township, Precinct 1	7
Total	7

Treasurer for Newfield Township (REP) (Vote for 1)

Precinct	Write-in
Newfield Township, Precinct 1	23
Total	23

Treasurer for Otto Township (REP) (Vote for 1)

Precinct	Charlene G. Martin - REP	Write-in
Otto Township, Precinct 1	116	1
Total	116	1

Treasurer for Pentwater Township (REP) (Vote for 1)

Precinct	Write-in
Pentwater Township, Precinct 1	15
Total	15

Treasurer for Shelby Township (REP) (Vote for 1)

Precinct	Roger Gowell - REP	Write-in
Shelby Township, Precinct 1	307	1
Shelby Township, Precinct 2	216	0
Total	523	1

Treasurer for Weare Township (REP) (Vote for 1)

Precinct	Write-in
Weare Township, Precinct 1	13
Total	13

Trustee for Benona Township (REP) (Vote for 2)

Precinct	John Russell Smith - REP	Warren W. VanOverbeke - REP	Write-in
Benona Township, Precinct 1	244	193	0
Total	244	193	0

Trustee for Claybanks Township (REP) (Vote for 2)

Precinct	David Rabe - REP	Write-in
Claybanks Township, Precinct 1	156	1
Total	156	1

Trustee for Colfax Township (REP) (Vote for 2)

Precinct	Bradley Norton - REP	Write-in
Colfax Township, Precinct 1	54	2
Total	54	2

Trustee for Crystal Township (REP) (Vote for 2)

Precinct	Tom Oomen - REP	Write-in
Crystal Township, Precinct 1	84	2
Total	84	2

Trustee for Elbridge Township (REP) (Vote for 2)

Precinct	Eric Herrygers - REP	Lance VanSickle - REP	Write-in
Elbridge Township, Precinct 1	154	166	0
Total	154	166	0

Trustee for Ferry Township (REP) (Vote for 2)

Precinct	Milton Kreigh - REP	Jessica Woodworth - REP	Write-in
----------	---------------------	-------------------------	----------

Ferry Township, Precinct 1	119	153	2
Total	119	153	2

Trustee for Golden Township (REP) (Vote for 2)

Precinct	Gary Beggs - REP	Michael Cook - REP	Bill Kolenda - REP	Write-in
Golden Township, Precinct 1	363	164	244	1
Total	363	164	244	1

Trustee for Grant Township (REP) (Vote for 2)

Precinct	James Aebig - REP	Joan Brooks - REP	Write-in
Grant Township, Precinct 1	289	280	2
Total	289	280	2

Trustee for Greenwood Township (REP) (Vote for 2)

Precinct	Stacey Kay Budde - REP	Alan T. Deater - REP	Steven Stroven - REP	Write-in
Greenwood Township, Precinct 1	70	66	65	0
Total	70	66	65	0

Trustee for Hart Township (REP) (Vote for 2)

Precinct	Douglas R. Fuehring - REP	Cal Moul - REP	Write-in
Hart Township, Precinct 1	272	306	0
Total	272	306	0

Trustee for Leavitt Township (REP) (Vote for 2)

Precinct	Write-in
Leavitt Township, Precinct 1	7
Total	7

Trustee for Newfield Township (REP) (Vote for 2)

Precinct	John F. Clark - REP	Write-in
Newfield Township, Precinct 1	301	0
Total	301	0

Trustee for Otto Township (REP) (Vote for 2)

Precinct	Kathy Eichenberg - REP	Mary Justian-Murray - REP	Write-in
Otto Township, Precinct 1	99	66	1
Total	99	66	1

Trustee for Pentwater Township (REP) (Vote for 2)

Precinct	Michael W. Flynn - REP	Dean Holub - REP	Write-in
Pentwater Township, Precinct 1	333	219	3
Total	333	219	3

Trustee for Shelby Township (REP) (Vote for 2)

Precinct	Dianne Blohm - REP	Caleb J. Coulter - REP	Scott Meyers - REP	Kenneth Near - REP	Cynthia Rapes - REP	Write-in
Shelby Township, Precinct 1	52	97	153	147	206	0
Shelby Township, Precinct 2	20	72	161	88	118	0
Total	72	169	314	235	324	0

Trustee for Weare Township (REP) (Vote for 2)

Precinct	Gary Hilbert - REP	Andy Patterson - REP	Mark Seebach - REP	Write-in
Weare Township, Precinct 1	161	178	140	0
Total	161	178	140	0

Delegate Benona Twp (REP) (Vote for 6)

Precinct	Write-in
Benona Township, Precinct 1	10
Total	10

Delegate Claybanks Twp (REP) (Vote for 3)

Precinct	Write-in
Claybanks Township, Precinct 1	8
Total	8

Delegate Colfax Twp (REP) (Vote for 2)

Precinct	Write-in
Colfax Township, Precinct 1	4
Total	4

Delegate Crystal Twp (REP) (Vote for 2)

Precinct	Write-in
Crystal Township, Precinct 1	4
Total	4

Delegate Elbridge Twp (REP) (Vote for 4)

Precinct	Jennifer Sebolt - REP	Write-in
Elbridge Township, Precinct 1	158	8
Total	158	8

Delegate Ferry Twp (REP) (Vote for 4)

Precinct	Josh Draper - REP	Write-in
Ferry Township, Precinct 1	175	2
Total	175	2

Delegate Golden Twp (REP) (Vote for 7)

Precinct	Tom Allison - REP	Michael Cook - REP	Write-in
Golden Township, Precinct 1	310	272	12
Total	310	272	12

Delegate Grant Twp (REP) (Vote for 8)

Precinct	Kerry C. Krentz - REP	Laura Krentz - REP	Write-in
Grant Township, Precinct 1	281	265	1
Total	281	265	1

Delegate Greenwood Twp (REP) (Vote for 3)

Precinct	Christine Johnson - REP	Write-in
Greenwood Township, Precinct 1	102	1
Total	102	1

Delegate Hart Twp (REP) (Vote for 7)

Precinct	Cynthia Wagner Ochs - REP	Rudy Ochs - REP	Write-in
Hart Township, Precinct 1	296	270	11
Total	296	270	11

Delegate Leavitt Twp (REP) (Vote for 2)

Precinct	Write-in
Leavitt Township, Precinct 1	2
Total	2

Delegate Newfield Twp (REP) (Vote for 6)

Precinct	Write-in
Newfield Township, Precinct 1	16
Total	16

Delegate Otto Twp (REP) (Vote for 3)

Precinct	Write-in
Otto Township, Precinct 1	5
Total	5

Delegate Pentwater Twp (REP) (Vote for 7)

Precinct	Write-in
Pentwater Township, Precinct 1	18
Total	18

Delegate Shelby Twp P1 (REP) (Vote for 6)

Precinct	John L. Hendrixon - REP	Write-in
Shelby Township, Precinct 1	289	16
Total	289	16

Delegate Shelby Twp P2 (REP) (Vote for 4)

Precinct	Write-in
Shelby Township, Precinct 2	1
Total	1

Delegate Weare Twp (REP) (Vote for 2)

Precinct	Marilyn Werner - REP	Write-in
Weare Township, Precinct 1	239	2
Total	239	2

Delegate City of Hart (REP) (Vote for 5)

Precinct	Write-in
City of Hart, Precinct 1	29
Total	29

Oceana County Emergency Ambulance Operating Millage Renewal (Vote for 1)

Precinct	Yes	No
Benona Township, Precinct 1	388	158
Claybanks Township, Precinct 1	193	64
Colfax Township, Precinct 1	62	37
Crystal Township, Precinct 1	88	48
Elbridge Township, Precinct 1	171	101
Ferry Township, Precinct 1	207	111
Golden Township, Precinct 1	416	175
Grant Township, Precinct 1	367	200
Greenwood Township, Precinct 1	140	68
Hart Township, Precinct 1	358	169
Leavitt Township, Precinct 1	126	53
Newfield Township, Precinct 1	417	142
Otto Township, Precinct 1	100	59
Pentwater Township, Precinct 1	589	126
Shelby Township, Precinct 1	356	140
Shelby Township, Precinct 2	221	79
Weare Township, Precinct 1	252	145
City of Hart, Precinct 1	281	68
Total	4,732	1,943

Oceana County Department of Veterans' Affairs Operating Millage Renewal (Vote for 1)

Precinct	Yes	No
Benona Township, Precinct 1	394	150
Claybanks Township, Precinct 1	194	62
Colfax Township, Precinct 1	69	30
Crystal Township, Precinct 1	101	36
Elbridge Township, Precinct 1	196	77
Ferry Township, Precinct 1	248	68
Golden Township, Precinct 1	431	157
Grant Township, Precinct 1	408	157
Greenwood Township, Precinct 1	169	40
Hart Township, Precinct 1	386	131
Leavitt Township, Precinct 1	137	41
Newfield Township, Precinct 1	424	129
Otto Township, Precinct 1	114	45

Pentwater Township, Precinct 1	553	159
Shelby Township, Precinct 1	404	90
Shelby Township, Precinct 2	231	67
Weare Township, Precinct 1	295	105
City of Hart, Precinct 1	287	59
Total	5,041	1,603

Oceana County Mason-Oceana 911 Operating Millage Renewal (Vote for 1)

Precinct	Yes	No
Benona Township, Precinct 1	416	129
Claybanks Township, Precinct 1	196	60
Colfax Township, Precinct 1	62	37
Crystal Township, Precinct 1	98	39
Elbridge Township, Precinct 1	198	73
Ferry Township, Precinct 1	243	75
Golden Township, Precinct 1	434	155
Grant Township, Precinct 1	407	160
Greenwood Township, Precinct 1	150	58
Hart Township, Precinct 1	415	109
Leavitt Township, Precinct 1	134	46
Newfield Township, Precinct 1	445	114
Otto Township, Precinct 1	116	45
Pentwater Township, Precinct 1	592	122
Shelby Township, Precinct 1	395	104
Shelby Township, Precinct 2	235	63
Weare Township, Precinct 1	287	110
City of Hart, Precinct 1	287	62
Total	5,110	1,561

Oceana County Medical Care Facility Operating Millage (Vote for 1)

Precinct	Yes	No
Benona Township, Precinct 1	307	208
Claybanks Township, Precinct 1	160	96
Colfax Township, Precinct 1	46	51
Crystal Township, Precinct 1	70	55
Elbridge Township, Precinct 1	175	100
Ferry Township, Precinct 1	174	117
Golden Township, Precinct 1	385	211
Grant Township, Precinct 1	332	225
Greenwood Township, Precinct 1	110	87
Hart Township, Precinct 1	304	180
Leavitt Township, Precinct 1	104	65
Newfield Township, Precinct 1	332	209
Otto Township, Precinct 1	86	65
Pentwater Township, Precinct 1	551	177
Shelby Township, Precinct 1	332	162
Shelby Township, Precinct 2	204	91
Weare Township, Precinct 1	234	155
City of Hart, Precinct 1	228	109
Total	4,134	2,363

Claybanks Road Millage (Vote for 1)

Precinct	Yes	No
Claybanks Township, Precinct 1	216	47
Total	216	47

Elbridge Road Millage (Vote for 1)

Precinct	Yes	No
Elbridge Township, Precinct 1	205	71
Total	205	71

Elbridge Township Road Millage Renewal Proposal (Vote for 1)

Precinct	Yes	No
Elbridge Township, Precinct 1	214	57
Total	214	57

Ferry Fire Millage (Vote for 1)

Precinct	Yes	No
Ferry Township, Precinct 1	241	62
Total	241	62

Golden Twp Fire Millage (Vote for 1)

Precinct	Yes	No
Golden Township, Precinct 1	408	188
Total	408	188

Grant Township Road Millage (Vote for 1)

Precinct	Yes	No
Grant Township, Precinct 1	360	203
Total	360	203

Newfield Fire Millage (Vote for 1)

Precinct	Yes	No
Newfield Township, Precinct 1	476	75
Total	476	75

Pentwater Twp Cemetery Millage (Vote for 1)

Precinct	Yes	No
Pentwater Township, Precinct 1	515	213
Total	515	213

Shelby Road Millage (Vote for 1)

Precinct	Yes	No
Shelby Township, Precinct 1	382	115
Shelby Township, Precinct 2	208	85
Total	590	200

Weare Township Fire Protection Millage Proposal (Vote for 1)

Precinct	Yes	No
Weare Township, Precinct 1	263	132
Total	263	132

Vill of Pentwater Friendship Cnt Millage (Vote for 1)

Precinct	Yes	No
Pentwater Township, Precinct 1	269	138
Total	269	138

Walkerville Public Schools Sinking Fund Millage (Vote for 1)

Precinct	Yes	No
Colfax Township, Precinct 1	53	46
Crystal Township, Precinct 1	3	5
Leavitt Township, Precinct 1	86	27
Total	142	78

Statement of Votes Cast

Open Primary

Ogemaw County, Michigan

August 04, 2020

SOVC for: All Contests, All Precincts, All Counting Groups

OGEMAW COUNTY

Precinct	Registered Voters	Cards Cast	Voters Cast	% Turnout
County				
Ogemaw County Michigan				
City of Rose City, Ward 1, Precinct 1	376	136	136	36.17%
City of West Branch, Ward 1, Precinct 1	1,675	604	604	36.06%
Churchill Township, Precinct 1	1,315	644	644	48.97%
Cumming Township, Precinct 1	592	325	325	54.90%
Edwards Township, Precinct 1	1,112	554	554	49.82%
Foster Township, Precinct 1	739	357	357	48.31%
Goodar Township, Precinct 1	306	130	130	42.48%
Hill Township, Precinct 1	1,247	514	514	41.22%
Horton Township, Precinct 1	766	281	281	36.68%
Klacking Township, Precinct 1	463	233	233	50.32%
Logan Township, Precinct 1	470	179	179	38.09%
Mills Township, Precinct 1	1,229	488	488	39.71%
Mills Township, Precinct 2	2,013	614	614	30.50%
Ogemaw Township, Precinct 1	937	480	480	51.23%
Richland Township, Precinct 1	659	252	252	38.24%
Rose Township, Precinct 1	1,047	485	485	46.32%
West Branch Township, Precinct 1	1,993	927	927	46.51%
Ogemaw County Michigan - Total	16,939	7,203	7,203	42.52%
Cumulative				

Precinct	Registered Voters	Cards Cast	Voters Cast	% Turnout
Cumulative	0	0	0	N/A
Cumulative - Total	0	0	0	N/A
County - Total	16,939	7,203	7,203	42.52%

OFFICIAL COUNTY VOTE TOTALS

CANVASS OF VOTES CAST

FOR

**OGEMAW COUNTY
MICHIGAN**

**PRIMARY ELECTION
August 4, 2020**

(PERMANENT RECORD – DO NOT DESTROY)

Ogemaw County, MI

August 4, 2020

Results by Precinct - OFFICIAL 17 of 17 Reporting

2020-08-04 23:15:18

United States Senator (DEM) (Vote for 1)

Precinct	Gary Peters	Write-in
City of Rose City, Ward 1, Precinct 1	20	0
City of West Branch, Ward 1, Precinct 1	108	1
Churchill Township, Precinct 1	96	0
Cumming Township, Precinct 1	34	0
Edwards Township, Precinct 1	68	0
Foster Township, Precinct 1	75	0
Goodar Township, Precinct 1	25	0
Hill Township, Precinct 1	120	0
Horton Township, Precinct 1	43	0
Klacking Township, Precinct 1	30	0
Logan Township, Precinct 1	44	0
Mills Township, Precinct 1	92	0
Mills Township, Precinct 2	94	0
Ogemaw Township, Precinct 1	54	0
Richland Township, Precinct 1	45	0
Rose Township, Precinct 1	90	1
West Branch Township, Precinct 1	85	0
Total	1,123	2

Representative in Congress 4th District (DEM) (Vote for 1)

Precinct	Anthony D. Feig	Jerry Hilliard	Write-in
City of Rose City, Ward 1, Precinct 1	9	10	0
City of West Branch, Ward 1, Precinct 1	46	55	1
Churchill Township, Precinct 1	32	59	0
Cumming Township, Precinct 1	13	21	0
Edwards Township, Precinct 1	42	24	0
Foster Township, Precinct 1	22	46	0
Goodar Township, Precinct 1	7	15	0
Hill Township, Precinct 1	26	81	0
Horton Township, Precinct 1	17	26	0
Klacking Township, Precinct 1	9	17	0
Logan Township, Precinct 1	15	25	0
Mills Township, Precinct 1	25	61	1
Mills Township, Precinct 2	42	51	1
Ogemaw Township, Precinct 1	16	35	0
Richland Township, Precinct 1	21	21	0
Rose Township, Precinct 1	30	50	0
West Branch Township, Precinct 1	29	44	0
Total	401	641	3

Rep in State Legislature 103rd District (DEM) (Vote for 1)

Precinct	Zach Larson	Write-in
City of Rose City, Ward 1, Precinct 1	19	0
City of West Branch, Ward 1, Precinct 1	104	1

Churchill Township, Precinct 1	86	1
Cumming Township, Precinct 1	34	0
Edwards Township, Precinct 1	66	0
Foster Township, Precinct 1	69	1
Goodar Township, Precinct 1	24	0
Hill Township, Precinct 1	112	0
Horton Township, Precinct 1	40	0
Klacking Township, Precinct 1	26	0
Logan Township, Precinct 1	43	0
Mills Township, Precinct 1	88	0
Mills Township, Precinct 2	92	0
Ogemaw Township, Precinct 1	51	1
Richland Township, Precinct 1	39	0
Rose Township, Precinct 1	81	1
West Branch Township, Precinct 1	74	0
Total	1,048	5

County Prosecuting Attorney (DEM) (Vote for 1)

Precinct	LaDonna A. Schultz	Write-in
City of Rose City, Ward 1, Precinct 1	18	0
City of West Branch, Ward 1, Precinct 1	106	0
Churchill Township, Precinct 1	91	1
Cumming Township, Precinct 1	32	0
Edwards Township, Precinct 1	63	0
Foster Township, Precinct 1	69	2
Goodar Township, Precinct 1	24	0
Hill Township, Precinct 1	113	1
Horton Township, Precinct 1	41	0
Klacking Township, Precinct 1	27	0
Logan Township, Precinct 1	42	0
Mills Township, Precinct 1	89	0
Mills Township, Precinct 2	86	2
Ogemaw Township, Precinct 1	51	1
Richland Township, Precinct 1	41	0
Rose Township, Precinct 1	86	1
West Branch Township, Precinct 1	78	0
Total	1,057	8

County Sheriff (DEM) (Vote for 1)

Precinct	Write-in
City of Rose City, Ward 1, Precinct 1	2
City of West Branch, Ward 1, Precinct 1	8
Churchill Township, Precinct 1	7
Cumming Township, Precinct 1	4
Edwards Township, Precinct 1	2
Foster Township, Precinct 1	6
Goodar Township, Precinct 1	3
Hill Township, Precinct 1	12
Horton Township, Precinct 1	5
Klacking Township, Precinct 1	2
Logan Township, Precinct 1	1
Mills Township, Precinct 1	7
Mills Township, Precinct 2	16
Ogemaw Township, Precinct 1	6

Richland Township, Precinct 1	2
Rose Township, Precinct 1	5
West Branch Township, Precinct 1	6
Total	94

County Clerk (DEM) (Vote for 1)

Precinct	Write-in
City of Rose City, Ward 1, Precinct 1	2
City of West Branch, Ward 1, Precinct 1	8
Churchill Township, Precinct 1	6
Cumming Township, Precinct 1	3
Edwards Township, Precinct 1	2
Foster Township, Precinct 1	5
Goodar Township, Precinct 1	3
Hill Township, Precinct 1	11
Horton Township, Precinct 1	5
Klacking Township, Precinct 1	1
Logan Township, Precinct 1	1
Mills Township, Precinct 1	5
Mills Township, Precinct 2	16
Ogemaw Township, Precinct 1	6
Richland Township, Precinct 1	2
Rose Township, Precinct 1	5
West Branch Township, Precinct 1	4
Total	85

County Treasurer (DEM) (Vote for 1)

Precinct	Write-in
City of Rose City, Ward 1, Precinct 1	2
City of West Branch, Ward 1, Precinct 1	8
Churchill Township, Precinct 1	7
Cumming Township, Precinct 1	4
Edwards Township, Precinct 1	2
Foster Township, Precinct 1	6
Goodar Township, Precinct 1	3
Hill Township, Precinct 1	10
Horton Township, Precinct 1	5
Klacking Township, Precinct 1	1
Logan Township, Precinct 1	1
Mills Township, Precinct 1	4
Mills Township, Precinct 2	12
Ogemaw Township, Precinct 1	6
Richland Township, Precinct 1	2
Rose Township, Precinct 1	5
West Branch Township, Precinct 1	4
Total	82

County Register of Deeds (DEM) (Vote for 1)

Precinct	Write-in
City of Rose City, Ward 1, Precinct 1	2
City of West Branch, Ward 1, Precinct 1	8
Churchill Township, Precinct 1	6
Cumming Township, Precinct 1	3
Edwards Township, Precinct 1	2

Foster Township, Precinct 1	7
Goodar Township, Precinct 1	3
Hill Township, Precinct 1	10
Horton Township, Precinct 1	5
Klacking Township, Precinct 1	1
Logan Township, Precinct 1	1
Mills Township, Precinct 1	5
Mills Township, Precinct 2	10
Ogemaw Township, Precinct 1	5
Richland Township, Precinct 1	2
Rose Township, Precinct 1	4
West Branch Township, Precinct 1	4
Total	78

County Road Commissioner (DEM) (Vote for 1)

Precinct	Van Sheltrown	Write-in
City of Rose City, Ward 1, Precinct 1	16	0
City of West Branch, Ward 1, Precinct 1	100	0
Churchill Township, Precinct 1	86	2
Cumming Township, Precinct 1	33	0
Edwards Township, Precinct 1	61	0
Foster Township, Precinct 1	74	0
Goodar Township, Precinct 1	23	0
Hill Township, Precinct 1	107	0
Horton Township, Precinct 1	40	0
Klacking Township, Precinct 1	28	0
Logan Township, Precinct 1	42	0
Mills Township, Precinct 1	90	0
Mills Township, Precinct 2	87	0
Ogemaw Township, Precinct 1	48	1
Richland Township, Precinct 1	43	0
Rose Township, Precinct 1	84	0
West Branch Township, Precinct 1	75	3
Total	1,037	6

County Drain Commissioner (DEM) (Vote for 1)

Precinct	Michael R. DeMatio	Write-in
City of Rose City, Ward 1, Precinct 1	15	0
City of West Branch, Ward 1, Precinct 1	101	0
Churchill Township, Precinct 1	88	0
Cumming Township, Precinct 1	33	0
Edwards Township, Precinct 1	62	0
Foster Township, Precinct 1	69	0
Goodar Township, Precinct 1	22	0
Hill Township, Precinct 1	104	1
Horton Township, Precinct 1	39	0
Klacking Township, Precinct 1	29	0
Logan Township, Precinct 1	42	0
Mills Township, Precinct 1	89	0
Mills Township, Precinct 2	87	0
Ogemaw Township, Precinct 1	44	1
Richland Township, Precinct 1	40	0
Rose Township, Precinct 1	80	1
West Branch Township, Precinct 1	72	1

Total	1,016	4
--------------	--------------	----------

County Commissioner 1st District (DEM) (Vote for 1)

Precinct	Write-in
Edwards Township, Precinct 1	1
Foster Township, Precinct 1	6
Horton Township, Precinct 1	2
Ogemaw Township, Precinct 1	3
Total	12

County Commissioner 2nd District (DEM) (Vote for 1)

Precinct	Ryan Veeder	Write-in
City of West Branch, Ward 1, Precinct 1	98	0
Klacking Township, Precinct 1	25	0
West Branch Township, Precinct 1	45	0
Total	168	0

County Commissioner 3rd District (DEM) (Vote for 1)

Precinct	Write-in
City of Rose City, Ward 1, Precinct 1	1
Cumming Township, Precinct 1	3
Goodar Township, Precinct 1	2
Hill Township, Precinct 1	10
Rose Township, Precinct 1	4
Total	20

County Commissioner 4th District (DEM) (Vote for 1)

Precinct	Write-in
Churchill Township, Precinct 1	5
Mills Township, Precinct 1	5
West Branch Township, Precinct 1	2
Total	12

County Commissioner 5th District (DEM) (Vote for 1)

Precinct	Write-in
Logan Township, Precinct 1	1
Mills Township, Precinct 2	12
Richland Township, Precinct 1	2
Total	15

Churchill Township Supervisor (DEM) (Vote for 1)

Precinct	Write-in
Churchill Township, Precinct 1	6
Total	6

Churchill Township Clerk (DEM) (Vote for 1)

Precinct	Lynn Kavalunas	Write-in
Churchill Township, Precinct 1	90	0
Total	90	0

Churchill Township Treasurer (DEM) (Vote for 1)

Precinct	Write-in
Churchill Township, Precinct 1	6
Total	6

Churchill Township Trustee (DEM) (Vote for 2)

Precinct	Kimberly Peterson	Write-in
Churchill Township, Precinct 1	83	3
Total	83	3

Cumming Township Supervisor (DEM) (Vote for 1)

Precinct	Write-in
Cumming Township, Precinct 1	2
Total	2

Cumming Township Clerk (DEM) (Vote for 1)

Precinct	Write-in
Cumming Township, Precinct 1	2
Total	2

Cumming Township Treasurer (DEM) (Vote for 1)

Precinct	Write-in
Cumming Township, Precinct 1	2
Total	2

Cumming Township Trustee (DEM) (Vote for 2)

Precinct	Delinn K. Keetch	Write-in
Cumming Township, Precinct 1	27	0
Total	27	0

Edwards Township Supervisor (DEM) (Vote for 1)

Precinct	Write-in
Edwards Township, Precinct 1	1
Total	1

Edwards Township Clerk (DEM) (Vote for 1)

Precinct	Write-in
Edwards Township, Precinct 1	1
Total	1

Edwards Township Treasurer (DEM) (Vote for 1)

Precinct	Write-in
Edwards Township, Precinct 1	2
Total	2

Edwards Township Trustee (DEM) (Vote for 2)

Precinct	Write-in
Edwards Township, Precinct 1	2
Total	2

Foster Township Supervisor (DEM) (Vote for 1)

Precinct	Sandi Miller	Write-in
Foster Township, Precinct 1	67	0
Total	67	0

Foster Township Clerk (DEM) (Vote for 1)

Precinct	Write-in
Foster Township, Precinct 1	5

Total	5
-------	---

Foster Township Treasurer (DEM) (Vote for 1)

Precinct	Write-in
Foster Township, Precinct 1	5
Total	5

Foster Township Trustee (DEM) (Vote for 2)

Precinct	Steven Joel Brenner	Kathleen E. Shirey	Write-in
Foster Township, Precinct 1	52	62	0
Total	52	62	0

Goodar Township Supervisor (DEM) (Vote for 1)

Precinct	Write-in
Goodar Township, Precinct 1	2
Total	2

Goodar Township Clerk (DEM) (Vote for 1)

Precinct	Write-in
Goodar Township, Precinct 1	2
Total	2

Goodar Township Treasurer (DEM) (Vote for 1)

Precinct	Cindy Weingartz	Write-in
Goodar Township, Precinct 1	20	0
Total	20	0

Goodar Township Trustee (DEM) (Vote for 2)

Precinct	Write-in
Goodar Township, Precinct 1	1
Total	1

Hill Township Supervisor (DEM) (Vote for 1)

Precinct	Robert Reid	Write-in
Hill Township, Precinct 1	107	0
Total	107	0

Hill Township Clerk (DEM) (Vote for 1)

Precinct	Carol Gillman	Write-in
Hill Township, Precinct 1	109	0
Total	109	0

Hill Township Treasurer (DEM) (Vote for 1)

Precinct	Write-in
Hill Township, Precinct 1	8
Total	8

Hill Township Trustee (DEM) (Vote for 2)

Precinct	Sally Reid	Write-in
Hill Township, Precinct 1	107	3
Total	107	3

Horton Township Supervisor (DEM) (Vote for 1)

Precinct	Write-in
----------	----------

Horton Township, Precinct 1	2
Total	2

Horton Township Clerk (DEM) (Vote for 1)

Precinct	Wanda Zettel	Write-in
Horton Township, Precinct 1	39	0
Total	39	0

Horton Township Treasurer (DEM) (Vote for 1)

Precinct	Write-in
Horton Township, Precinct 1	2
Total	2

Horton Township Trustee (DEM) (Vote for 2)

Precinct	Erma Lurvey	Write-in
Horton Township, Precinct 1	37	0
Total	37	0

Klacking Township Supervisor (DEM) (Vote for 1)

Precinct	Debra A. Thomas	Write-in
Klacking Township, Precinct 1	28	0
Total	28	0

Klacking Township Clerk (DEM) (Vote for 1)

Precinct	Ellen Rush	Write-in
Klacking Township, Precinct 1	25	1
Total	25	1

Klacking Township Treasurer (DEM) (Vote for 1)

Precinct	Write-in
Klacking Township, Precinct 1	2
Total	2

Klacking Township Trustee (DEM) (Vote for 2)

Precinct	Write-in
Klacking Township, Precinct 1	0
Total	0

Logan Township Supervisor (DEM) (Vote for 1)

Precinct	Write-in
Logan Township, Precinct 1	3
Total	3

Logan Township Clerk (DEM) (Vote for 1)

Precinct	Write-in
Logan Township, Precinct 1	1
Total	1

Logan Township Treasurer (DEM) (Vote for 1)

Precinct	Write-in
Logan Township, Precinct 1	1
Total	1

Logan Township Trustee (DEM) (Vote for 2)

--	--	--

Precinct	Patricia Sciotti	Write-in
Logan Township, Precinct 1	36	1
Total	36	1

Mills Township Supervisor (DEM) (Vote for 1)

Precinct	Write-in
Mills Township, Precinct 1	5
Mills Township, Precinct 2	17
Total	22

Mills Township Clerk (DEM) (Vote for 1)

Precinct	April Schils	Write-in
Mills Township, Precinct 1	91	0
Mills Township, Precinct 2	86	0
Total	177	0

Mills Township Treasurer (DEM) (Vote for 1)

Precinct	Write-in
Mills Township, Precinct 1	5
Mills Township, Precinct 2	11
Total	16

Mills Township Trustee (DEM) (Vote for 2)

Precinct	Write-in
Mills Township, Precinct 1	7
Mills Township, Precinct 2	12
Total	19

Ogemaw Township Supervisor (DEM) (Vote for 1)

Precinct	Write-in
Ogemaw Township, Precinct 1	3
Total	3

Ogemaw Township Clerk (DEM) (Vote for 1)

Precinct	Write-in
Ogemaw Township, Precinct 1	3
Total	3

Ogemaw Township Treasurer (DEM) (Vote for 1)

Precinct	Write-in
Ogemaw Township, Precinct 1	3
Total	3

Ogemaw Township Trustee (DEM) (Vote for 2)

Precinct	Ronald J. Dantzer	Write-in
Ogemaw Township, Precinct 1	45	1
Total	45	1

Ogemaw Township Constable (DEM) (Vote for 2)

Precinct	Mathew R. Linsenman	Write-in
Ogemaw Township, Precinct 1	46	1
Total	46	1

Richland Township Supervisor (DEM) (Vote for 1)

--	--	--

Precinct	Write-in
Richland Township, Precinct 1	2
Total	2

Richland Township Clerk (DEM) (Vote for 1)

Precinct	Write-in
Richland Township, Precinct 1	2
Total	2

Richland Township Treasurer (DEM) (Vote for 1)

Precinct	Write-in
Richland Township, Precinct 1	2
Total	2

Richland Township Trustee (DEM) (Vote for 2)

Precinct	Write-in
Richland Township, Precinct 1	4
Total	4

Rose Township Supervisor (DEM) (Vote for 1)

Precinct	Write-in
Rose Township, Precinct 1	4
Total	4

Rose Township Clerk (DEM) (Vote for 1)

Precinct	Write-in
Rose Township, Precinct 1	4
Total	4

Rose Township Treasurer (DEM) (Vote for 1)

Precinct	Write-in
Rose Township, Precinct 1	4
Total	4

Rose Township Trustee (DEM) (Vote for 2)

Precinct	Write-in
Rose Township, Precinct 1	6
Total	6

West Branch Township Supervisor (DEM) (Vote for 1)

Precinct	Write-in
West Branch Township, Precinct 1	6
Total	6

West Branch Township Clerk (DEM) (Vote for 1)

Precinct	Write-in
West Branch Township, Precinct 1	3
Total	3

West Branch Township Treasurer (DEM) (Vote for 1)

Precinct	Write-in
West Branch Township, Precinct 1	4
Total	4

West Branch Township Trustee (DEM) (Vote for 2)

Precinct	Write-in
West Branch Township, Precinct 1	4
Total	4

City of Rose City Precinct 1 Delegate (DEM) (Vote for 2)

Precinct	Write-in
City of Rose City, Ward 1, Precinct 1	1
Total	1

City of West Branch Precinct 1 Delegate (DEM) (Vote for 2)

Precinct	Ken Kish	Write-in
City of West Branch, Ward 1, Precinct 1	99	0
Total	99	0

Churchill Township Precinct 1 Delegate (DEM) (Vote for 2)

Precinct	Write-in
Churchill Township, Precinct 1	8
Total	8

Cumming Township Precinct 1 Delegate (DEM) (Vote for 2)

Precinct	Write-in
Cumming Township, Precinct 1	2
Total	2

Edwards Township Precinct 1 Delegate (DEM) (Vote for 2)

Precinct	Write-in
Edwards Township, Precinct 1	4
Total	4

Foster Township Precinct 1 Delegate (DEM) (Vote for 2)

Precinct	Write-in
Foster Township, Precinct 1	7
Total	7

Goodar Township Precinct 1 Delegate (DEM) (Vote for 2)

Precinct	Write-in
Goodar Township, Precinct 1	2
Total	2

Hill Township Precinct 1 Delegate (DEM) (Vote for 2)

Precinct	Write-in
Hill Township, Precinct 1	12
Total	12

Horton Township Precinct 1 Delegate (DEM) (Vote for 2)

Precinct	Write-in
Horton Township, Precinct 1	6
Total	6

Klacking Township Precinct 1 Delegate (DEM) (Vote for 2)

Precinct	Write-in
Klacking Township, Precinct 1	1

Total	1
-------	---

Logan Township Precinct 1 Delegate (DEM) (Vote for 2)

Precinct	Write-in
Logan Township, Precinct 1	2
Total	2

Mills Township Precinct 1 Delegate (DEM) (Vote for 2)

Precinct	Write-in
Mills Township, Precinct 1	6
Total	6

Mills Township Precinct 2 Delegate (DEM) (Vote for 2)

Precinct	Write-in
Mills Township, Precinct 2	14
Total	14

Ogemaw Township Precinct 1 Delegate (DEM) (Vote for 2)

Precinct	Bonnie J. Lauria	Write-in
Ogemaw Township, Precinct 1	44	1
Total	44	1

Richland Township Precinct 1 Delegate (DEM) (Vote for 2)

Precinct	Write-in
Richland Township, Precinct 1	2
Total	2

Rose Township Precinct 1 Delegate (DEM) (Vote for 2)

Precinct	Write-in
Rose Township, Precinct 1	3
Total	3

West Branch Township Precinct 1 Delegate (DEM) (Vote for 2)

Precinct	Write-in
West Branch Township, Precinct 1	1
Total	1

United States Senator (REP) (Vote for 1)

Precinct	John James	Write-in
City of Rose City, Ward 1, Precinct 1	79	2
City of West Branch, Ward 1, Precinct 1	353	1
Churchill Township, Precinct 1	397	4
Cumming Township, Precinct 1	200	3
Edwards Township, Precinct 1	330	2
Foster Township, Precinct 1	217	6
Goodar Township, Precinct 1	72	0
Hill Township, Precinct 1	275	1
Horton Township, Precinct 1	185	0
Klacking Township, Precinct 1	152	2
Logan Township, Precinct 1	101	3
Mills Township, Precinct 1	290	6
Mills Township, Precinct 2	388	5
Ogemaw Township, Precinct 1	319	4
Richland Township, Precinct 1	152	3

Rose Township, Precinct 1	305	3
West Branch Township, Precinct 1	616	12
Total	4,431	57

Representative in Congress 4th District (REP) (Vote for 1)

Precinct	John Moolenaar	Write-in
City of Rose City, Ward 1, Precinct 1	80	1
City of West Branch, Ward 1, Precinct 1	360	3
Churchill Township, Precinct 1	409	4
Cumming Township, Precinct 1	212	3
Edwards Township, Precinct 1	348	2
Foster Township, Precinct 1	229	1
Goodar Township, Precinct 1	75	0
Hill Township, Precinct 1	285	0
Horton Township, Precinct 1	186	0
Klacking Township, Precinct 1	164	0
Logan Township, Precinct 1	104	3
Mills Township, Precinct 1	297	2
Mills Township, Precinct 2	386	4
Ogemaw Township, Precinct 1	322	1
Richland Township, Precinct 1	161	1
Rose Township, Precinct 1	297	2
West Branch Township, Precinct 1	636	7
Total	4,551	34

Rep in State Legislature 103rd District (REP) (Vote for 1)

Precinct	Daire Rendon	Gary F. Stefanko	Write-in
City of Rose City, Ward 1, Precinct 1	58	32	1
City of West Branch, Ward 1, Precinct 1	278	115	1
Churchill Township, Precinct 1	324	107	4
Cumming Township, Precinct 1	134	92	2
Edwards Township, Precinct 1	253	123	0
Foster Township, Precinct 1	127	114	0
Goodar Township, Precinct 1	48	30	0
Hill Township, Precinct 1	165	127	0
Horton Township, Precinct 1	148	47	0
Klacking Township, Precinct 1	110	63	1
Logan Township, Precinct 1	80	32	1
Mills Township, Precinct 1	188	117	2
Mills Township, Precinct 2	245	153	3
Ogemaw Township, Precinct 1	236	121	2
Richland Township, Precinct 1	101	69	1
Rose Township, Precinct 1	203	105	3
West Branch Township, Precinct 1	520	161	8
Total	3,218	1,608	29

County Prosecuting Attorney (REP) (Vote for 1)

Precinct	Write-in
City of Rose City, Ward 1, Precinct 1	11
City of West Branch, Ward 1, Precinct 1	25
Churchill Township, Precinct 1	25
Cumming Township, Precinct 1	24
Edwards Township, Precinct 1	19
Foster Township, Precinct 1	28

Goodar Township, Precinct 1	6
Hill Township, Precinct 1	19
Horton Township, Precinct 1	18
Klacking Township, Precinct 1	8
Logan Township, Precinct 1	10
Mills Township, Precinct 1	23
Mills Township, Precinct 2	46
Ogemaw Township, Precinct 1	28
Richland Township, Precinct 1	13
Rose Township, Precinct 1	30
West Branch Township, Precinct 1	42
Total	375

County Sheriff (REP) (Vote for 1)

Precinct	Brian D. Gilbert	Glenn Gutierrez	Write-in
City of Rose City, Ward 1, Precinct 1	72	33	0
City of West Branch, Ward 1, Precinct 1	216	225	0
Churchill Township, Precinct 1	320	184	0
Cumming Township, Precinct 1	157	112	0
Edwards Township, Precinct 1	247	187	0
Foster Township, Precinct 1	158	105	0
Goodar Township, Precinct 1	47	34	0
Hill Township, Precinct 1	194	132	0
Horton Township, Precinct 1	118	100	0
Klacking Township, Precinct 1	96	89	0
Logan Township, Precinct 1	75	48	0
Mills Township, Precinct 1	253	103	0
Mills Township, Precinct 2	375	102	0
Ogemaw Township, Precinct 1	245	163	0
Richland Township, Precinct 1	148	48	0
Rose Township, Precinct 1	213	143	0
West Branch Township, Precinct 1	395	389	0
Total	3,329	2,197	0

County Clerk (REP) (Vote for 1)

Precinct	Breck Brindley	Howie Hanft	Write-in
City of Rose City, Ward 1, Precinct 1	84	21	0
City of West Branch, Ward 1, Precinct 1	319	122	0
Churchill Township, Precinct 1	343	161	0
Cumming Township, Precinct 1	204	69	1
Edwards Township, Precinct 1	352	90	0
Foster Township, Precinct 1	192	71	0
Goodar Township, Precinct 1	43	37	0
Hill Township, Precinct 1	200	120	0
Horton Township, Precinct 1	147	68	0
Klacking Township, Precinct 1	130	57	0
Logan Township, Precinct 1	88	35	0
Mills Township, Precinct 1	207	139	0
Mills Township, Precinct 2	286	177	2
Ogemaw Township, Precinct 1	304	106	0
Richland Township, Precinct 1	113	76	0
Rose Township, Precinct 1	265	96	0
West Branch Township, Precinct 1	618	163	1
Total	3,895	1,608	4

County Treasurer (REP) (Vote for 1)

Precinct	Caren Piglowski	Write-in
City of Rose City, Ward 1, Precinct 1	79	1
City of West Branch, Ward 1, Precinct 1	368	1
Churchill Township, Precinct 1	403	3
Cumming Township, Precinct 1	201	5
Edwards Township, Precinct 1	334	1
Foster Township, Precinct 1	216	1
Goodar Township, Precinct 1	70	0
Hill Township, Precinct 1	258	0
Horton Township, Precinct 1	180	0
Klacking Township, Precinct 1	145	1
Logan Township, Precinct 1	100	0
Mills Township, Precinct 1	275	4
Mills Township, Precinct 2	360	8
Ogemaw Township, Precinct 1	327	1
Richland Township, Precinct 1	144	2
Rose Township, Precinct 1	285	2
West Branch Township, Precinct 1	629	3
Total	4,374	33

County Register of Deeds (REP) (Vote for 1)

Precinct	Denise Simmons	Write-in
City of Rose City, Ward 1, Precinct 1	80	0
City of West Branch, Ward 1, Precinct 1	356	3
Churchill Township, Precinct 1	407	2
Cumming Township, Precinct 1	198	4
Edwards Township, Precinct 1	331	3
Foster Township, Precinct 1	222	0
Goodar Township, Precinct 1	69	0
Hill Township, Precinct 1	258	0
Horton Township, Precinct 1	181	0
Klacking Township, Precinct 1	151	1
Logan Township, Precinct 1	100	2
Mills Township, Precinct 1	279	5
Mills Township, Precinct 2	373	6
Ogemaw Township, Precinct 1	326	3
Richland Township, Precinct 1	150	0
Rose Township, Precinct 1	285	2
West Branch Township, Precinct 1	620	0
Total	4,386	31

County Road Commissioner (REP) (Vote for 1)

Precinct	Write-in
City of Rose City, Ward 1, Precinct 1	9
City of West Branch, Ward 1, Precinct 1	32
Churchill Township, Precinct 1	31
Cumming Township, Precinct 1	32
Edwards Township, Precinct 1	20
Foster Township, Precinct 1	36
Goodar Township, Precinct 1	9
Hill Township, Precinct 1	19
Horton Township, Precinct 1	20

Klacking Township, Precinct 1	12
Logan Township, Precinct 1	10
Mills Township, Precinct 1	28
Mills Township, Precinct 2	68
Ogemaw Township, Precinct 1	22
Richland Township, Precinct 1	21
Rose Township, Precinct 1	44
West Branch Township, Precinct 1	54
Total	467

County Drain Commissioner (REP) (Vote for 1)

Precinct	Write-in
City of Rose City, Ward 1, Precinct 1	9
City of West Branch, Ward 1, Precinct 1	29
Churchill Township, Precinct 1	30
Cumming Township, Precinct 1	26
Edwards Township, Precinct 1	16
Foster Township, Precinct 1	29
Goodar Township, Precinct 1	9
Hill Township, Precinct 1	17
Horton Township, Precinct 1	19
Klacking Township, Precinct 1	12
Logan Township, Precinct 1	7
Mills Township, Precinct 1	27
Mills Township, Precinct 2	59
Ogemaw Township, Precinct 1	19
Richland Township, Precinct 1	20
Rose Township, Precinct 1	40
West Branch Township, Precinct 1	46
Total	414

County Commissioner 1st District (REP) (Vote for 1)

Precinct	Ron Pecknyo	Craig Scott	Dennis Stephens	Write-in
Edwards Township, Precinct 1	111	169	121	0
Foster Township, Precinct 1	113	87	45	0
Horton Township, Precinct 1	58	89	48	1
Ogemaw Township, Precinct 1	109	192	62	1
Total	391	537	276	2

County Commissioner 2nd District (REP) (Vote for 1)

Precinct	Mark Surbrook	Write-in
City of West Branch, Ward 1, Precinct 1	330	3
Klacking Township, Precinct 1	133	4
West Branch Township, Precinct 1	357	1
Total	820	8

County Commissioner 3rd District (REP) (Vote for 1)

Precinct	Ronald M. Vaughn	Write-in
City of Rose City, Ward 1, Precinct 1	58	2
Cumming Township, Precinct 1	169	9
Goodar Township, Precinct 1	61	0
Hill Township, Precinct 1	224	2
Rose Township, Precinct 1	260	3
Total	772	16

County Commissioner 4th District (REP) (Vote for 1)

Precinct	Brad Neubecker	Janet Smith	Write-in
Churchill Township, Precinct 1	314	135	0
Mills Township, Precinct 1	165	142	0
West Branch Township, Precinct 1	159	54	0
Total	638	331	0

County Commissioner 5th District (REP) (Vote for 1)

Precinct	Jenny David	Write-in
Logan Township, Precinct 1	91	3
Mills Township, Precinct 2	359	11
Richland Township, Precinct 1	139	2
Total	589	16

Churchill Township Supervisor (REP) (Vote for 1)

Precinct	Mike Babcock	Write-in
Churchill Township, Precinct 1	367	2
Total	367	2

Churchill Township Clerk (REP) (Vote for 1)

Precinct	Write-in
Churchill Township, Precinct 1	24
Total	24

Churchill Township Treasurer (REP) (Vote for 1)

Precinct	Linda Sue Miller	Write-in
Churchill Township, Precinct 1	360	4
Total	360	4

Churchill Township Trustee (REP) (Vote for 2)

Precinct	Larry W. Lauria	Robin Pizzala	Janice K. Quigley	Write-in
Churchill Township, Precinct 1	199	127	289	3
Total	199	127	289	3

Cumming Township Supervisor (REP) (Vote for 1)

Precinct	Danny R. Morrison	Ron Quackenbush	Write-in
Cumming Township, Precinct 1	135	140	0
Total	135	140	0

Cumming Township Clerk (REP) (Vote for 1)

Precinct	Robert W. Barber	Janice A. Fritz	Write-in
Cumming Township, Precinct 1	139	134	0
Total	139	134	0

Cumming Township Treasurer (REP) (Vote for 1)

Precinct	Shari Denstedt	Patricia Jaye Robinson	Write-in
Cumming Township, Precinct 1	135	132	2
Total	135	132	2

Cumming Township Trustee (REP) (Vote for 2)

Precinct	Leticia Butler	Bill Healey	Reid Kelly Morrison	Janice S. Thompson	Write-in
Cumming Township, Precinct 1	116	122	120	121	0
Total	116	122	120	121	0

Edwards Township Supervisor (REP) (Vote for 1)

Precinct	Ron Taylor	Write-in
Edwards Township, Precinct 1	329	0
Total	329	0

Edwards Township Clerk (REP) (Vote for 1)

Precinct	Yvonne Mahl	Write-in
Edwards Township, Precinct 1	344	1
Total	344	1

Edwards Township Treasurer (REP) (Vote for 1)

Precinct	Eileen S. Fournier	Write-in
Edwards Township, Precinct 1	332	1
Total	332	1

Edwards Township Trustee (REP) (Vote for 2)

Precinct	Todd Johnson	Rob Kowalski	Mike Laier	Mark Lehman, Jr.	Write-in
Edwards Township, Precinct 1	154	135	140	232	1
Total	154	135	140	232	1

Foster Township Supervisor (REP) (Vote for 1)

Precinct	Write-in
Foster Township, Precinct 1	25
Total	25

Foster Township Clerk (REP) (Vote for 1)

Precinct	Karen McIntyre	Write-in
Foster Township, Precinct 1	221	1
Total	221	1

Foster Township Treasurer (REP) (Vote for 1)

Precinct	Colleen Van Goethem	Write-in
Foster Township, Precinct 1	213	2
Total	213	2

Foster Township Trustee (REP) (Vote for 2)

Precinct	Write-in
Foster Township, Precinct 1	23
Total	23

Goodar Township Supervisor (REP) (Vote for 1)

Precinct	Thomas Czerniak	Write-in
Goodar Township, Precinct 1	62	0
Total	62	0

Goodar Township Clerk (REP) (Vote for 1)

Precinct	Larry James Mc Nenly	Write-in
Goodar Township, Precinct 1	65	0
Total	65	0

Goodar Township Treasurer (REP) (Vote for 1)

Precinct	Write-in
Goodar Township, Precinct 1	8

Total	8
-------	---

Goodar Township Trustee (REP) (Vote for 2)

Precinct	Robert View	Write-in
Goodar Township, Precinct 1	59	2
Total	59	2

Hill Township Supervisor (REP) (Vote for 1)

Precinct	Write-in
Hill Township, Precinct 1	15
Total	15

Hill Township Clerk (REP) (Vote for 1)

Precinct	Write-in
Hill Township, Precinct 1	14
Total	14

Hill Township Treasurer (REP) (Vote for 1)

Precinct	Ellen Scott	Write-in
Hill Township, Precinct 1	235	1
Total	235	1

Hill Township Trustee (REP) (Vote for 2)

Precinct	David Mayhew	Write-in
Hill Township, Precinct 1	237	3
Total	237	3

Horton Township Supervisor (REP) (Vote for 1)

Precinct	Karen Michael	Write-in
Horton Township, Precinct 1	163	0
Total	163	0

Horton Township Clerk (REP) (Vote for 1)

Precinct	Write-in
Horton Township, Precinct 1	16
Total	16

Horton Township Treasurer (REP) (Vote for 1)

Precinct	George Goodchild	Write-in
Horton Township, Precinct 1	156	0
Total	156	0

Horton Township Trustee (REP) (Vote for 2)

Precinct	Gerald J. Lehman	Write-in
Horton Township, Precinct 1	164	1
Total	164	1

Klacking Township Supervisor (REP) (Vote for 1)

Precinct	Write-in
Klacking Township, Precinct 1	9
Total	9

Klacking Township Clerk (REP) (Vote for 1)

Precinct	Write-in
----------	----------

Klacking Township, Precinct 1	8
Total	8

Klacking Township Treasurer (REP) (Vote for 1)

Precinct	Dolores Harris	Carrie L. Reetz	Write-in
Klacking Township, Precinct 1	52	124	0
Total	52	124	0

Klacking Township Trustee (REP) (Vote for 2)

Precinct	Lecretia DeRoso	Tami Hickey	Jay Weiss	Write-in
Klacking Township, Precinct 1	68	100	87	0
Total	68	100	87	0

Logan Township Supervisor (REP) (Vote for 1)

Precinct	Write-in
Logan Township, Precinct 1	11
Total	11

Logan Township Clerk (REP) (Vote for 1)

Precinct	Tonya Schagel	Write-in
Logan Township, Precinct 1	94	4
Total	94	4

Logan Township Treasurer (REP) (Vote for 1)

Precinct	Shirley L. Parent	Write-in
Logan Township, Precinct 1	98	2
Total	98	2

Logan Township Trustee (REP) (Vote for 2)

Precinct	Write-in
Logan Township, Precinct 1	9
Total	9

Mills Township Supervisor (REP) (Vote for 1)

Precinct	Shane M. Gamez	Dennis Parent	David A. Ryan	Write-in
Mills Township, Precinct 1	68	39	231	2
Mills Township, Precinct 2	128	66	263	10
Total	196	105	494	12

Mills Township Clerk (REP) (Vote for 1)

Precinct	Write-in
Mills Township, Precinct 1	18
Mills Township, Precinct 2	39
Total	57

Mills Township Treasurer (REP) (Vote for 1)

Precinct	Pete Hennard	Mary Moore	Duane Prince	Write-in
Mills Township, Precinct 1	106	150	75	0
Mills Township, Precinct 2	178	180	103	0
Total	284	330	178	0

Mills Township Trustee (REP) (Vote for 2)

Precinct	Lisa Elkins Cotton	Brenda Eymer	April Harkey-Mason	Max A. Wilkins	Write-in
Mills Township, Precinct 1	169	187	131	81	0

Mills Township, Precinct 2	194	223	204	116	0
Total	363	410	335	197	0

Ogemaw Township Supervisor (REP) (Vote for 1)

Precinct	Denis D. Stephens	Write-in
Ogemaw Township, Precinct 1	292	1
Total	292	1

Ogemaw Township Clerk (REP) (Vote for 1)

Precinct	Write-in
Ogemaw Township, Precinct 1	16
Total	16

Ogemaw Township Treasurer (REP) (Vote for 1)

Precinct	Renee A. Ryland	Write-in
Ogemaw Township, Precinct 1	302	3
Total	302	3

Ogemaw Township Trustee (REP) (Vote for 2)

Precinct	Sandra L. Hodgins	Write-in
Ogemaw Township, Precinct 1	300	4
Total	300	4

Ogemaw Township Constable (REP) (Vote for 2)

Precinct	Thomas J. Ryland	Write-in
Ogemaw Township, Precinct 1	290	4
Total	290	4

Richland Township Supervisor (REP) (Vote for 1)

Precinct	Dale Bronson	Write-in
Richland Township, Precinct 1	144	5
Total	144	5

Richland Township Clerk (REP) (Vote for 1)

Precinct	Dawn Johnson	Write-in
Richland Township, Precinct 1	147	2
Total	147	2

Richland Township Treasurer (REP) (Vote for 1)

Precinct	Russell Perrin	Write-in
Richland Township, Precinct 1	153	0
Total	153	0

Richland Township Trustee (REP) (Vote for 2)

Precinct	Lee W. Brown	William A. Cliff	Write-in
Richland Township, Precinct 1	145	107	0
Total	145	107	0

Rose Township Supervisor (REP) (Vote for 1)

Precinct	Aaron Gemmill	Write-in
Rose Township, Precinct 1	305	1
Total	305	1

Rose Township Clerk (REP) (Vote for 1)

--	--	--

Precinct	Kelli G. Collins	Write-in
Rose Township, Precinct 1	305	0
Total	305	0

Rose Township Treasurer (REP) (Vote for 1)

Precinct	Carol Hanus	Write-in
Rose Township, Precinct 1	280	0
Total	280	0

Rose Township Trustee (REP) (Vote for 2)

Precinct	April Kangas	Dannie Maleski	Write-in
Rose Township, Precinct 1	259	169	1
Total	259	169	1

West Branch Township Supervisor (REP) (Vote for 1)

Precinct	Jim Morris	Write-in
West Branch Township, Precinct 1	579	3
Total	579	3

West Branch Township Clerk (REP) (Vote for 1)

Precinct	Write-in
West Branch Township, Precinct 1	50
Total	50

West Branch Township Treasurer (REP) (Vote for 1)

Precinct	Diane M. Philbrick	Write-in
West Branch Township, Precinct 1	600	6
Total	600	6

West Branch Township Trustee (REP) (Vote for 2)

Precinct	Mike Durfee	Michael Selinski	Write-in
West Branch Township, Precinct 1	444	388	8
Total	444	388	8

City of Rose City Precinct 1 Delegate (REP) (Vote for 2)

Precinct	Write-in
City of Rose City, Ward 1, Precinct 1	7
Total	7

City of West Branch Precinct 1 Delegate (REP) (Vote for 2)

Precinct	Write-in
City of West Branch, Ward 1, Precinct 1	25
Total	25

Churchill Township Precinct 1 Delegate (REP) (Vote for 2)

Precinct	Write-in
Churchill Township, Precinct 1	35
Total	35

Cumming Township Precinct 1 Delegate (REP) (Vote for 2)

Precinct	Write-in
Cumming Township, Precinct 1	26
Total	26

Edwards Township Precinct 1 Delegate (REP) (Vote for 2)

Precinct	Write-in
Edwards Township, Precinct 1	10
Total	10

Foster Township Precinct 1 Delegate (REP) (Vote for 2)

Precinct	Write-in
Foster Township, Precinct 1	30
Total	30

Goodar Township Precinct 1 Delegate (REP) (Vote for 2)

Precinct	Write-in
Goodar Township, Precinct 1	6
Total	6

Hill Township Precinct 1 Delegate (REP) (Vote for 2)

Precinct	Write-in
Hill Township, Precinct 1	15
Total	15

Horton Township Precinct 1 Delegate (REP) (Vote for 2)

Precinct	Write-in
Horton Township, Precinct 1	11
Total	11

Klacking Township Precinct 1 Delegate (REP) (Vote for 2)

Precinct	Write-in
Klacking Township, Precinct 1	11
Total	11

Logan Township Precinct 1 Delegate (REP) (Vote for 2)

Precinct	Write-in
Logan Township, Precinct 1	7
Total	7

Mills Township Precinct 1 Delegate (REP) (Vote for 2)

Precinct	Write-in
Mills Township, Precinct 1	28
Total	28

Mills Township Precinct 2 Delegate (REP) (Vote for 2)

Precinct	Write-in
Mills Township, Precinct 2	41
Total	41

Ogemaw Township Precinct 1 Delegate (REP) (Vote for 2)

Precinct	Write-in
Ogemaw Township, Precinct 1	14
Total	14

Richland Township Precinct 1 Delegate (REP) (Vote for 2)

Precinct	Write-in
Richland Township, Precinct 1	16

Total	16
-------	----

Rose Township Precinct 1 Delegate (REP) (Vote for 2)

Precinct	Write-in
Rose Township, Precinct 1	23
Total	23

West Branch Township Precinct 1 Delegate (REP) (Vote for 2)

Precinct	Write-in
West Branch Township, Precinct 1	38
Total	38

County Public Transit Millage (Vote for 1)

Precinct	Yes	No
City of Rose City, Ward 1, Precinct 1	63	57
City of West Branch, Ward 1, Precinct 1	334	171
Churchill Township, Precinct 1	318	255
Cumming Township, Precinct 1	120	156
Edwards Township, Precinct 1	261	247
Foster Township, Precinct 1	137	172
Goodar Township, Precinct 1	49	73
Hill Township, Precinct 1	244	228
Horton Township, Precinct 1	109	126
Klacking Township, Precinct 1	94	106
Logan Township, Precinct 1	69	69
Mills Township, Precinct 1	207	156
Mills Township, Precinct 2	237	204
Ogemaw Township, Precinct 1	211	163
Richland Township, Precinct 1	94	108
Rose Township, Precinct 1	201	232
West Branch Township, Precinct 1	435	308
Total	3,183	2,831

Churchill Township Gypsy Moth Millage (Vote for 1)

Precinct	Yes	No
Churchill Township, Precinct 1	433	142
Total	433	142

Edwards Township Road Millage Proposal (Vote for 1)

Precinct	Yes	No
Edwards Township, Precinct 1	259	251
Total	259	251

Goodar Township I, Fire Protection (Vote for 1)

Precinct	Yes	No
Goodar Township, Precinct 1	76	46
Total	76	46

Goodar Township II, Township Operation (Vote for 1)

Precinct	Yes	No
Goodar Township, Precinct 1	60	62
Total	60	62

Ogemaw District Library Millage Renewal Proposition (Vote for 1)

--	--

Precinct	Yes	No
City of Rose City, Ward 1, Precinct 1	75	46
Cumming Township, Precinct 1	137	140
Goodar Township, Precinct 1	56	51
Hill Township, Precinct 1	273	201
Klacking Township, Precinct 1	103	97
Rose Township, Precinct 1	262	172
Total	906	707

Statement of Votes Cast

Open Primary

Ogemaw County, Michigan

August 04, 2020

SOVC for: All Contests, All Precincts, All Counting Groups

Precinct	Registered Voters	Cards Cast	Voters Cast	% Turnout
County				
Ogemaw County				
Michigan				
City of Rose City, Ward 1, Precinct 1	376	136	136	36.17%
City of West Branch, Ward 1, Precinct 1	1,675	604	604	36.06%
Churchill Township, Precinct 1	1,315	644	644	48.97%
Cumming Township, Precinct 1	592	325	325	54.90%
Edwards Township, Precinct 1	1,112	554	554	49.82%
Foster Township, Precinct 1	739	357	357	48.31%
Goodar Township, Precinct 1	306	130	130	42.48%
Hill Township, Precinct 1	1,247	514	514	41.22%
Horton Township, Precinct 1	766	281	281	36.68%
Klackung Township, Precinct 1	463	233	233	50.32%
Logan Township, Precinct 1	470	179	179	38.09%
Mills Township, Precinct 1	1,229	488	488	39.71%
Mills Township, Precinct 2	2,013	614	614	30.50%
Ogemaw Township, Precinct 1	937	480	480	51.23%
Richland Township, Precinct 1	659	252	252	38.24%
Rose Township, Precinct 1	1,047	485	485	46.32%
West Branch Township, Precinct 1	1,993	927	927	46.51%
Ogemaw County Michigan - Total	16,939	7,203	7,203	42.52%
Cumulative				
Cumulative	0	0	0	N/A