| Precinct | Times Cast | Registered Voters |
|---|---|---|
| Waterloo Township, Precinct 1 | 1,339 | 2,212 |
| Jackson County Michigan - Total | 61,768 | 112,175 |
| **Cumulative** | | |
| Cumulative | 0 | 0 |
| Cumulative - Total | 0 | 0 |
| County - Total | 61,768 | 112,175 |

| Precinct | Mary Treder Lang (REP) | | Jocelyn Benson (DEM) | |
|---|---|---|---|---|
| Waterloo Township, Precinct 1 | 688 | | 576 | |
| Jackson County Michigan - Total | 32,485 | | 25,449 | |
| **Cumulative** | | | | |
| Cumulative | 0 | | 0 | |
| Cumulative - Total | 0 | | 0 | |
| County - Total | 32,485 | | 25,449 | |

| Precinct | Gregory Scott Stempfle (LIB) | | Robert Gale (UST) | | Total Votes | Unresolved Write-In |
|---|---|---|---|---|---|---|
| Waterloo Township, Precinct 1 | 38 | | 14 | | 1,316 | 0 |
| Jackson County Michigan - Total | 1,296 | | 860 | | 60,090 | 96 |
| **Cumulative** | | | | | | |
| Cumulative | 0 | | 0 | | 0 | 0 |
| Cumulative - Total | 0 | | 0 | | 0 | 0 |
| County - Total | 1,296 | | 860 | | 60,090 | 96 |

# Attorney General (Vote for 1)

| Precinct | Times Cast | Registered Voters |
|---|---|---|
| **County** | | |
| **Jackson County Michigan** | | |
| Blackman Charter Township, Precinct 1 | 990 | 2,492 |
| Blackman Charter Township, Precinct 2 | 1,749 | 2,971 |
| Blackman Charter Township, Precinct 3 | 1,614 | 2,972 |
| Blackman Charter Township, Precinct 4 | 1,263 | 2,845 |
| Blackman Charter Township, Precinct 5 | 995 | 2,386 |
| City of Jackson, Ward 1, Precinct 1 | 589 | 1,679 |
| City of Jackson, Ward 1, Precinct 2 | 663 | 1,912 |
| City of Jackson, Ward 2, Precinct 1 | 680 | 1,724 |
| City of Jackson, Ward 2, Precinct 2 | 463 | 1,392 |
| City of Jackson, Ward 3, Precinct 1 | 244 | 754 |
| City of Jackson, Ward 3, Precinct 2 | 719 | 1,595 |
| City of Jackson, Ward 3, Precinct 3 | 558 | 1,215 |
| City of Jackson, Ward 4, Precinct 1 | 602 | 1,396 |
| City of Jackson, Ward 4, Precinct 2 | 567 | 1,264 |
| City of Jackson, Ward 4, Precinct 3 | 740 | 1,284 |
| City of Jackson, Ward 5, Precinct 1 | 219 | 757 |

| Precinct | Tom Leonard (REP) | | Dana Nessel (DEM) | |
|---|---|---|---|---|
| **County** | | | | |
| **Jackson County Michigan** | | | | |
| Blackman Charter Township, Precinct 1 | 455 | | 449 | |
| Blackman Charter Township, Precinct 2 | 942 | | 642 | |
| Blackman Charter Township, Precinct 3 | 887 | | 594 | |
| Blackman Charter Township, Precinct 4 | 568 | | 561 | |
| Blackman Charter Township, Precinct 5 | 454 | | 444 | |
| City of Jackson, Ward 1, Precinct 1 | 138 | | 390 | |
| City of Jackson, Ward 1, Precinct 2 | 56 | | 550 | |
| City of Jackson, Ward 2, Precinct 1 | 278 | | 325 | |
| City of Jackson, Ward 2, Precinct 2 | 176 | | 241 | |
| City of Jackson, Ward 3, Precinct 1 | 69 | | 143 | |
| City of Jackson, Ward 3, Precinct 2 | 280 | | 380 | |
| City of Jackson, Ward 3, Precinct 3 | 237 | | 273 | |
| City of Jackson, Ward 4, Precinct 1 | 261 | | 286 | |
| City of Jackson, Ward 4, Precinct 2 | 208 | | 294 | |
| City of Jackson, Ward 4, Precinct 3 | 323 | | 354 | |
| City of Jackson, Ward 5, Precinct 1 | 42 | | 156 | |

| Precinct | Lisa Lane Gioia (LIB) | | Gerald T. Van Sickle (UST) | | Chris Graveline | | Total Votes | Unresolved Write-In |
|---|---|---|---|---|---|---|---|---|
| **County** | | | | | | | | |
| **Jackson County Michigan** | | | | | | | | |
| Blackman Charter Township, Precinct 1 | 29 | | 13 | | 12 | | 958 | 1 |
| Blackman Charter Township, Precinct 2 | 45 | | 14 | | 30 | | 1,673 | 4 |
| Blackman Charter Township, Precinct 3 | 21 | | 16 | | 32 | | 1,550 | 1 |
| Blackman Charter Township, Precinct 4 | 38 | | 15 | | 25 | | 1,207 | 7 |
| Blackman Charter Township, Precinct 5 | 27 | | 20 | | 15 | | 960 | 5 |
| City of Jackson, Ward 1, Precinct 1 | 14 | | 11 | | 15 | | 568 | 3 |
| City of Jackson, Ward 1, Precinct 2 | 12 | | 10 | | 8 | | 636 | 6 |
| City of Jackson, Ward 2, Precinct 1 | 25 | | 16 | | 15 | | 659 | 2 |
| City of Jackson, Ward 2, Precinct 2 | 12 | | 7 | | 16 | | 452 | 0 |
| City of Jackson, Ward 3, Precinct 1 | 11 | | 7 | | 7 | | 237 | 0 |
| City of Jackson, Ward 3, Precinct 2 | 15 | | 13 | | 12 | | 700 | 2 |
| City of Jackson, Ward 3, Precinct 3 | 15 | | 7 | | 4 | | 536 | 0 |
| City of Jackson, Ward 4, Precinct 1 | 21 | | 7 | | 7 | | 582 | 1 |
| City of Jackson, Ward 4, Precinct 2 | 20 | | 12 | | 12 | | 546 | 0 |
| City of Jackson, Ward 4, Precinct 3 | 22 | | 4 | | 15 | | 718 | 1 |
| City of Jackson, Ward 5, Precinct 1 | 5 | | 1 | | 7 | | 211 | 0 |

| Precinct | Times Cast | Registered Voters |
|---|---|---|
| City of Jackson, Ward 5, Precinct 2 | 368 | 1,015 |
| City of Jackson, Ward 5, Precinct 3 | 315 | 1,194 |
| City of Jackson, Ward 6, Precinct 1 | 858 | 1,243 |
| City of Jackson, Ward 6, Precinct 2 | 746 | 1,404 |
| City of Jackson, Ward 6, Precinct 3 | 929 | 1,409 |
| Columbia Township, Precinct 1 | 1,172 | 2,019 |
| Columbia Township, Precinct 2 | 1,057 | 1,624 |
| Columbia Township, Precinct 3 | 1,587 | 2,431 |
| Concord Township, Precinct 1 | 1,195 | 1,964 |
| Grass Lake Charter Township, Precinct 1 | 1,433 | 2,119 |
| Grass Lake Charter Township, Precinct 2 | 1,057 | 1,540 |
| Grass Lake Charter Township, Precinct 3 | 553 | 854 |
| Hanover Township, Precinct 1 | 819 | 1,296 |
| Hanover Township, Precinct 2 | 882 | 1,561 |
| Henrietta Township, Precinct 1 | 1,085 | 1,639 |
| Henrietta Township, Precinct 2 | 1,048 | 1,913 |
| Leoni Township, Precinct 1 | 1,619 | 2,955 |
| Leoni Township, Precinct 2 | 1,405 | 2,840 |
| Leoni Township, Precinct 3 | 1,178 | 2,413 |
| Leoni Township, Precinct 4 | 1,290 | 2,169 |
| Liberty Township, Precinct 1 | 928 | 1,449 |

| Precinct | Tom Leonard (REP) | | Dana Nessel (DEM) | |
|---|---|---|---|---|
| City of Jackson, Ward 5, Precinct 2 | 110 | | 222 | |
| City of Jackson, Ward 5, Precinct 3 | 96 | | 190 | |
| City of Jackson, Ward 6, Precinct 1 | 391 | | 416 | |
| City of Jackson, Ward 6, Precinct 2 | 291 | | 397 | |
| City of Jackson, Ward 6, Precinct 3 | 392 | | 471 | |
| Columbia Township, Precinct 1 | 640 | | 439 | |
| Columbia Township, Precinct 2 | 628 | | 353 | |
| Columbia Township, Precinct 3 | 910 | | 549 | |
| Concord Township, Precinct 1 | 756 | | 323 | |
| Grass Lake Charter Township, Precinct 1 | 826 | | 497 | |
| Grass Lake Charter Township, Precinct 2 | 586 | | 391 | |
| Grass Lake Charter Township, Precinct 3 | 280 | | 226 | |
| Hanover Township, Precinct 1 | 527 | | 231 | |
| Hanover Township, Precinct 2 | 564 | | 247 | |
| Henrietta Township, Precinct 1 | 617 | | 384 | |
| Henrietta Township, Precinct 2 | 600 | | 356 | |
| Leoni Township, Precinct 1 | 856 | | 590 | |
| Leoni Township, Precinct 2 | 713 | | 542 | |
| Leoni Township, Precinct 3 | 589 | | 477 | |
| Leoni Township, Precinct 4 | 717 | | 451 | |
| Liberty Township, Precinct 1 | 567 | | 281 | |

| Precinct | Lisa Lane Gioia (LIB) | Gerald T. Van Sickle (UST) | Chris Graveline | Total Votes | Unresolved Write-In |
|---|---|---|---|---|---|
| City of Jackson, Ward 5, Precinct 2 | 12 | 5 | 8 | 357 | 1 |
| City of Jackson, Ward 5, Precinct 3 | 11 | 1 | 6 | 304 | 1 |
| City of Jackson, Ward 6, Precinct 1 | 17 | 5 | 11 | 840 | 0 |
| City of Jackson, Ward 6, Precinct 2 | 22 | 4 | 10 | 724 | 2 |
| City of Jackson, Ward 6, Precinct 3 | 19 | 7 | 11 | 900 | 4 |
| Columbia Township, Precinct 1 | 22 | 15 | 20 | 1,136 | 1 |
| Columbia Township, Precinct 2 | 19 | 9 | 5 | 1,014 | 0 |
| Columbia Township, Precinct 3 | 25 | 24 | 21 | 1,529 | 4 |
| Concord Township, Precinct 1 | 27 | 14 | 26 | 1,146 | 4 |
| Grass Lake Charter Township, Precinct 1 | 19 | 12 | 21 | 1,375 | 2 |
| Grass Lake Charter Township, Precinct 2 | 17 | 7 | 18 | 1,019 | 3 |
| Grass Lake Charter Township, Precinct 3 | 11 | 9 | 7 | 533 | 1 |
| Hanover Township, Precinct 1 | 14 | 10 | 6 | 788 | 2 |
| Hanover Township, Precinct 2 | 16 | 11 | 15 | 853 | 1 |
| Henrietta Township, Precinct 1 | 23 | 12 | 7 | 1,043 | 0 |
| Henrietta Township, Precinct 2 | 36 | 6 | 13 | 1,011 | 3 |
| Leoni Township, Precinct 1 | 35 | 28 | 22 | 1,531 | 1 |
| Leoni Township, Precinct 2 | 41 | 25 | 30 | 1,351 | 5 |
| Leoni Township, Precinct 3 | 30 | 17 | 19 | 1,132 | 2 |
| Leoni Township, Precinct 4 | 34 | 24 | 22 | 1,248 | 3 |
| Liberty Township, Precinct 1 | 21 | 10 | 15 | 894 | 3 |

| Precinct | Times Cast | Registered Voters |
|---|---|---|
| Liberty Township, Precinct 2 | 660 | 1,007 |
| Napoleon Township, Precinct 1 | 926 | 1,817 |
| Napoleon Township, Precinct 2 | 963 | 1,662 |
| Napoleon Township, Precinct 3 | 1,123 | 1,836 |
| Norvell Township, Precinct 1 | 651 | 995 |
| Norvell Township, Precinct 2 | 801 | 1,293 |
| Parma Township, Precinct 1 | 1,022 | 2,018 |
| Pulaski Township, Precinct 1 | 780 | 1,368 |
| Rives Township, Precinct 1 | 1,115 | 2,117 |
| Rives Township, Precinct 2 | 925 | 1,464 |
| Sandstone Charter Township, Precinct 1 | 770 | 1,237 |
| Sandstone Charter Township, Precinct 2 | 556 | 874 |
| Sandstone Charter Township, Precinct 3 | 473 | 809 |
| Spring Arbor Township, Precinct 1 | 1,826 | 2,858 |
| Spring Arbor Township, Precinct 2 | 1,528 | 2,502 |
| Springport Township, Precinct 1 | 782 | 1,519 |
| Summit Township, Precinct 1 | 1,037 | 2,093 |
| Summit Township, Precinct 2 | 1,574 | 2,274 |
| Summit Township, Precinct 3 | 1,346 | 2,036 |
| Summit Township, Precinct 4 | 1,432 | 2,086 |
| Summit Township, Precinct 5 | 1,337 | 1,887 |
| Summit Township, Precinct 6 | 886 | 1,349 |
| Summit Township, Precinct 7 | 1,408 | 2,699 |
| Summit Township, Precinct 8 | 1,139 | 2,401 |
| Tompkins Township, Precinct 1 | 1,190 | 2,073 |

| Precinct | Tom Leonard (REP) | | Dana Nessel (DEM) | |
|---|---|---|---|---|
| Liberty Township, Precinct 2 | 417 | | 205 | |
| Napoleon Township, Precinct 1 | 514 | | 331 | |
| Napoleon Township, Precinct 2 | 515 | | 351 | |
| Napoleon Township, Precinct 3 | 656 | | 391 | |
| Norvell Township, Precinct 1 | 372 | | 226 | |
| Norvell Township, Precinct 2 | 478 | | 269 | |
| Parma Township, Precinct 1 | 588 | | 329 | |
| Pulaski Township, Precinct 1 | 508 | | 199 | |
| Rives Township, Precinct 1 | 668 | | 351 | |
| Rives Township, Precinct 2 | 579 | | 278 | |
| Sandstone Charter Township, Precinct 1 | 489 | | 217 | |
| Sandstone Charter Township, Precinct 2 | 348 | | 168 | |
| Sandstone Charter Township, Precinct 3 | 272 | | 164 | |
| Spring Arbor Township, Precinct 1 | 1,179 | | 504 | |
| Spring Arbor Township, Precinct 2 | 905 | | 498 | |
| Springport Township, Precinct 1 | 495 | | 203 | |
| Summit Township, Precinct 1 | 495 | | 456 | |
| Summit Township, Precinct 2 | 922 | | 544 | |
| Summit Township, Precinct 3 | 695 | | 578 | |
| Summit Township, Precinct 4 | 833 | | 501 | |
| Summit Township, Precinct 5 | 805 | | 442 | |
| Summit Township, Precinct 6 | 478 | | 341 | |
| Summit Township, Precinct 7 | 781 | | 493 | |
| Summit Township, Precinct 8 | 509 | | 552 | |
| Tompkins Township, Precinct 1 | 711 | | 374 | |

| Precinct | Lisa Lane Gioia (LIB) | | Gerald T. Van Sickle (UST) | | Chris Graveline | | Total Votes | Unresolved Write-In |
|---|---|---|---|---|---|---|---|---|
| Liberty Township, Precinct 2 | 7 | | 8 | | 7 | | 644 | 0 |
| Napoleon Township, Precinct 1 | 24 | | 12 | | 15 | | 896 | 1 |
| Napoleon Township, Precinct 2 | 21 | | 11 | | 14 | | 912 | 3 |
| Napoleon Township, Precinct 3 | 25 | | 11 | | 8 | | 1,091 | 1 |
| Norvell Township, Precinct 1 | 18 | | 12 | | 8 | | 636 | 1 |
| Norvell Township, Precinct 2 | 11 | | 10 | | 12 | | 780 | 5 |
| Parma Township, Precinct 1 | 24 | | 12 | | 26 | | 979 | 3 |
| Pulaski Township, Precinct 1 | 18 | | 15 | | 12 | | 752 | 0 |
| Rives Township, Precinct 1 | 28 | | 16 | | 14 | | 1,077 | 3 |
| Rives Township, Precinct 2 | 11 | | 11 | | 13 | | 892 | 1 |
| Sandstone Charter Township, Precinct 1 | 14 | | 10 | | 12 | | 742 | 1 |
| Sandstone Charter Township, Precinct 2 | 9 | | 5 | | 4 | | 534 | 0 |
| Sandstone Charter Township, Precinct 3 | 13 | | 4 | | 4 | | 457 | 1 |
| Spring Arbor Township, Precinct 1 | 48 | | 12 | | 27 | | 1,770 | 4 |
| Spring Arbor Township, Precinct 2 | 35 | | 19 | | 24 | | 1,481 | 0 |
| Springport Township, Precinct 1 | 12 | | 14 | | 24 | | 748 | 1 |
| Summit Township, Precinct 1 | 29 | | 7 | | 12 | | 999 | 2 |
| Summit Township, Precinct 2 | 30 | | 8 | | 21 | | 1,525 | 0 |
| Summit Township, Precinct 3 | 23 | | 6 | | 12 | | 1,314 | 3 |
| Summit Township, Precinct 4 | 27 | | 11 | | 23 | | 1,395 | 2 |
| Summit Township, Precinct 5 | 21 | | 5 | | 13 | | 1,286 | 1 |
| Summit Township, Precinct 6 | 11 | | 12 | | 13 | | 855 | 1 |
| Summit Township, Precinct 7 | 35 | | 22 | | 33 | | 1,364 | 1 |
| Summit Township, Precinct 8 | 20 | | 14 | | 13 | | 1,108 | 1 |
| Tompkins Township, Precinct 1 | 31 | | 15 | | 13 | | 1,144 | 0 |

| Precinct | Times Cast | Registered Voters |
|---|---|---|
| Waterloo Township, Precinct 1 | 1,339 | 2,212 |
| Jackson County Michigan - Total | 61,768 | 112,175 |
| **Cumulative** | | |
| Cumulative | 0 | 0 |
| Cumulative - Total | 0 | 0 |
| County - Total | 61,768 | 112,175 |

| Precinct | Tom Leonard (REP) | | Dana Nessel (DEM) | |
|---|---|---|---|---|
| Waterloo Township, Precinct 1 | 697 | | 531 | |
| Jackson County Michigan - Total | 32,939 | | 23,611 | |
| **Cumulative** | | | | |
| Cumulative | 0 | | 0 | |
| Cumulative - Total | 0 | | 0 | |
| County - Total | 32,939 | | 23,611 | |

| Precinct | Lisa Lane Gioia (LIB) | Gerald T. Van Sickle (UST) | Chris Graveline | Total Votes | Unresolved Write-In |
|---|---|---|---|---|---|
| Waterloo Township, Precinct 1 | 28 | 15 | 28 | 1,299 | 2 |
| Jackson County Michigan - Total | 1,376 | 725 | 950 | 59,601 | 114 |
| **Cumulative** | | | | | |
| Cumulative | 0 | 0 | 0 | 0 | 0 |
| Cumulative - Total | 0 | 0 | 0 | 0 | 0 |
| County - Total | 1,376 | 725 | 950 | 59,601 | 114 |

# US Senator (Vote for 1)

| Precinct | Times Cast | Registered Voters |
|---|---|---|
| **County** | | |
| **Jackson County Michigan** | | |
| Blackman Charter Township, Precinct 1 | 990 | 2,492 |
| Blackman Charter Township, Precinct 2 | 1,749 | 2,971 |
| Blackman Charter Township, Precinct 3 | 1,614 | 2,972 |
| Blackman Charter Township, Precinct 4 | 1,263 | 2,845 |
| Blackman Charter Township, Precinct 5 | 995 | 2,386 |
| City of Jackson, Ward 1, Precinct 1 | 589 | 1,679 |
| City of Jackson, Ward 1, Precinct 2 | 663 | 1,912 |
| City of Jackson, Ward 2, Precinct 1 | 680 | 1,724 |
| City of Jackson, Ward 2, Precinct 2 | 463 | 1,392 |
| City of Jackson, Ward 3, Precinct 1 | 244 | 754 |
| City of Jackson, Ward 3, Precinct 2 | 719 | 1,595 |
| City of Jackson, Ward 3, Precinct 3 | 558 | 1,215 |
| City of Jackson, Ward 4, Precinct 1 | 602 | 1,396 |
| City of Jackson, Ward 4, Precinct 2 | 567 | 1,264 |
| City of Jackson, Ward 4, Precinct 3 | 740 | 1,284 |
| City of Jackson, Ward 5, Precinct 1 | 219 | 757 |

| Precinct | John James (REP) | | Debbie Stabenow (DEM) | |
|---|---|---|---|---|
| **County** | | | | |
| **Jackson County Michigan** | | | | |
| Blackman Charter Township, Precinct 1 | 465 | | 471 | |
| Blackman Charter Township, Precinct 2 | 964 | | 725 | |
| Blackman Charter Township, Precinct 3 | 868 | | 691 | |
| Blackman Charter Township, Precinct 4 | 564 | | 631 | |
| Blackman Charter Township, Precinct 5 | 480 | | 461 | |
| City of Jackson, Ward 1, Precinct 1 | 150 | | 399 | |
| City of Jackson, Ward 1, Precinct 2 | 81 | | 555 | |
| City of Jackson, Ward 2, Precinct 1 | 292 | | 336 | |
| City of Jackson, Ward 2, Precinct 2 | 181 | | 255 | |
| City of Jackson, Ward 3, Precinct 1 | 72 | | 155 | |
| City of Jackson, Ward 3, Precinct 2 | 296 | | 394 | |
| City of Jackson, Ward 3, Precinct 3 | 245 | | 285 | |
| City of Jackson, Ward 4, Precinct 1 | 264 | | 310 | |
| City of Jackson, Ward 4, Precinct 2 | 219 | | 316 | |
| City of Jackson, Ward 4, Precinct 3 | 328 | | 389 | |
| City of Jackson, Ward 5, Precinct 1 | 50 | | 147 | |

| Precinct | George E. Huffman III (UST) | | Marcia Squier (GRN) | | John Howard Wilhelm (NLP) | | Total Votes | Unresolved Write-In |
|---|---|---|---|---|---|---|---|---|
| **County** | | | | | | | | |
| **Jackson County Michigan** | | | | | | | | |
| Blackman Charter Township, Precinct 1 | 14 | | 14 | | 9 | | 973 | 0 |
| Blackman Charter Township, Precinct 2 | 7 | | 12 | | 6 | | 1,714 | 3 |
| Blackman Charter Township, Precinct 3 | 10 | | 9 | | 10 | | 1,588 | 1 |
| Blackman Charter Township, Precinct 4 | 15 | | 15 | | 9 | | 1,234 | 4 |
| Blackman Charter Township, Precinct 5 | 13 | | 11 | | 12 | | 977 | 1 |
| City of Jackson, Ward 1, Precinct 1 | 7 | | 13 | | 6 | | 575 | 4 |
| City of Jackson, Ward 1, Precinct 2 | 3 | | 9 | | 5 | | 653 | 3 |
| City of Jackson, Ward 2, Precinct 1 | 11 | | 23 | | 5 | | 667 | 2 |
| City of Jackson, Ward 2, Precinct 2 | 8 | | 10 | | 3 | | 457 | 0 |
| City of Jackson, Ward 3, Precinct 1 | 6 | | 5 | | 1 | | 239 | 1 |
| City of Jackson, Ward 3, Precinct 2 | 9 | | 5 | | 4 | | 708 | 2 |
| City of Jackson, Ward 3, Precinct 3 | 2 | | 14 | | 1 | | 547 | 1 |
| City of Jackson, Ward 4, Precinct 1 | 6 | | 5 | | 4 | | 589 | 2 |
| City of Jackson, Ward 4, Precinct 2 | 8 | | 8 | | 6 | | 557 | 2 |
| City of Jackson, Ward 4, Precinct 3 | 2 | | 9 | | 3 | | 731 | 0 |
| City of Jackson, Ward 5, Precinct 1 | 3 | | 5 | | 6 | | 211 | 0 |

| Precinct | Times Cast | Registered Voters |
|---|---|---|
| City of Jackson, Ward 5, Precinct 2 | 368 | 1,015 |
| City of Jackson, Ward 5, Precinct 3 | 315 | 1,194 |
| City of Jackson, Ward 6, Precinct 1 | 858 | 1,243 |
| City of Jackson, Ward 6, Precinct 2 | 746 | 1,404 |
| City of Jackson, Ward 6, Precinct 3 | 929 | 1,409 |
| Columbia Township, Precinct 1 | 1,172 | 2,019 |
| Columbia Township, Precinct 2 | 1,057 | 1,624 |
| Columbia Township, Precinct 3 | 1,587 | 2,431 |
| Concord Township, Precinct 1 | 1,195 | 1,964 |
| Grass Lake Charter Township, Precinct 1 | 1,433 | 2,119 |
| Grass Lake Charter Township, Precinct 2 | 1,057 | 1,540 |
| Grass Lake Charter Township, Precinct 3 | 553 | 854 |
| Hanover Township, Precinct 1 | 819 | 1,296 |
| Hanover Township, Precinct 2 | 882 | 1,561 |
| Henrietta Township, Precinct 1 | 1,085 | 1,639 |
| Henrietta Township, Precinct 2 | 1,048 | 1,913 |
| Leoni Township, Precinct 1 | 1,619 | 2,955 |
| Leoni Township, Precinct 2 | 1,405 | 2,840 |
| Leoni Township, Precinct 3 | 1,178 | 2,413 |
| Leoni Township, Precinct 4 | 1,290 | 2,169 |
| Liberty Township, Precinct 1 | 928 | 1,449 |

| Precinct | John James (REP) | | Debbie Stabenow (DEM) | |
|---|---|---|---|---|
| City of Jackson, Ward 5, Precinct 2 | 117 | | 226 | |
| City of Jackson, Ward 5, Precinct 3 | 103 | | 193 | |
| City of Jackson, Ward 6, Precinct 1 | 401 | | 444 | |
| City of Jackson, Ward 6, Precinct 2 | 294 | | 408 | |
| City of Jackson, Ward 6, Precinct 3 | 403 | | 491 | |
| Columbia Township, Precinct 1 | 636 | | 495 | |
| Columbia Township, Precinct 2 | 628 | | 398 | |
| Columbia Township, Precinct 3 | 913 | | 607 | |
| Concord Township, Precinct 1 | 763 | | 383 | |
| Grass Lake Charter Township, Precinct 1 | 840 | | 543 | |
| Grass Lake Charter Township, Precinct 2 | 614 | | 418 | |
| Grass Lake Charter Township, Precinct 3 | 281 | | 244 | |
| Hanover Township, Precinct 1 | 529 | | 269 | |
| Hanover Township, Precinct 2 | 591 | | 264 | |
| Henrietta Township, Precinct 1 | 627 | | 422 | |
| Henrietta Township, Precinct 2 | 610 | | 403 | |
| Leoni Township, Precinct 1 | 904 | | 630 | |
| Leoni Township, Precinct 2 | 710 | | 606 | |
| Leoni Township, Precinct 3 | 597 | | 517 | |
| Leoni Township, Precinct 4 | 730 | | 504 | |
| Liberty Township, Precinct 1 | 568 | | 316 | |

| Precinct | George E. Huffman III (UST) | Marcia Squier (GRN) | John Howard Wilhelm (NLP) | Total Votes | Unresolved Write-In |
|---|---|---|---|---|---|
| City of Jackson, Ward 5, Precinct 2 | 6 | 8 | 4 | 361 | 1 |
| City of Jackson, Ward 5, Precinct 3 | 2 | 8 | 2 | 308 | 1 |
| City of Jackson, Ward 6, Precinct 1 | 2 | 7 | 2 | 856 | 0 |
| City of Jackson, Ward 6, Precinct 2 | 6 | 17 | 6 | 731 | 3 |
| City of Jackson, Ward 6, Precinct 3 | 9 | 7 | 2 | 912 | 2 |
| Columbia Township, Precinct 1 | 9 | 6 | 5 | 1,151 | 1 |
| Columbia Township, Precinct 2 | 9 | 4 | 3 | 1,042 | 0 |
| Columbia Township, Precinct 3 | 11 | 26 | 4 | 1,561 | 2 |
| Concord Township, Precinct 1 | 7 | 14 | 5 | 1,172 | 4 |
| Grass Lake Charter Township, Precinct 1 | 8 | 11 | 4 | 1,406 | 1 |
| Grass Lake Charter Township, Precinct 2 | 3 | 7 | 3 | 1,045 | 2 |
| Grass Lake Charter Township, Precinct 3 | 7 | 8 | 1 | 541 | 1 |
| Hanover Township, Precinct 1 | 6 | 3 | 2 | 809 | 1 |
| Hanover Township, Precinct 2 | 5 | 5 | 7 | 872 | 1 |
| Henrietta Township, Precinct 1 | 13 | 7 | 1 | 1,070 | 0 |
| Henrietta Township, Precinct 2 | 7 | 9 | 3 | 1,032 | 0 |
| Leoni Township, Precinct 1 | 18 | 22 | 6 | 1,580 | 1 |
| Leoni Township, Precinct 2 | 24 | 28 | 12 | 1,380 | 2 |
| Leoni Township, Precinct 3 | 17 | 19 | 4 | 1,154 | 2 |
| Leoni Township, Precinct 4 | 8 | 20 | 7 | 1,269 | 2 |
| Liberty Township, Precinct 1 | 6 | 6 | 8 | 904 | 3 |

| Precinct | Times Cast | Registered Voters |
|---|---|---|
| Liberty Township, Precinct 2 | 660 | 1,007 |
| Napoleon Township, Precinct 1 | 926 | 1,817 |
| Napoleon Township, Precinct 2 | 963 | 1,662 |
| Napoleon Township, Precinct 3 | 1,123 | 1,836 |
| Norvell Township, Precinct 1 | 651 | 995 |
| Norvell Township, Precinct 2 | 801 | 1,293 |
| Parma Township, Precinct 1 | 1,022 | 2,018 |
| Pulaski Township, Precinct 1 | 780 | 1,368 |
| Rives Township, Precinct 1 | 1,115 | 2,117 |
| Rives Township, Precinct 2 | 925 | 1,464 |
| Sandstone Charter Township, Precinct 1 | 770 | 1,237 |
| Sandstone Charter Township, Precinct 2 | 556 | 874 |
| Sandstone Charter Township, Precinct 3 | 473 | 809 |
| Spring Arbor Township, Precinct 1 | 1,826 | 2,858 |
| Spring Arbor Township, Precinct 2 | 1,528 | 2,502 |
| Springport Township, Precinct 1 | 782 | 1,519 |
| Summit Township, Precinct 1 | 1,037 | 2,093 |
| Summit Township, Precinct 2 | 1,574 | 2,274 |
| Summit Township, Precinct 3 | 1,346 | 2,036 |
| Summit Township, Precinct 4 | 1,432 | 2,086 |
| Summit Township, Precinct 5 | 1,337 | 1,887 |
| Summit Township, Precinct 6 | 886 | 1,349 |
| Summit Township, Precinct 7 | 1,408 | 2,699 |
| Summit Township, Precinct 8 | 1,139 | 2,401 |
| Tompkins Township, Precinct 1 | 1,190 | 2,073 |

| Precinct | John James (REP) | | Debbie Stabenow (DEM) | |
|---|---|---|---|---|
| Liberty Township, Precinct 2 | 415 | | 224 | |
| Napoleon Township, Precinct 1 | 526 | | 368 | |
| Napoleon Township, Precinct 2 | 534 | | 385 | |
| Napoleon Township, Precinct 3 | 662 | | 428 | |
| Norvell Township, Precinct 1 | 377 | | 249 | |
| Norvell Township, Precinct 2 | 484 | | 289 | |
| Parma Township, Precinct 1 | 607 | | 373 | |
| Pulaski Township, Precinct 1 | 524 | | 227 | |
| Rives Township, Precinct 1 | 675 | | 401 | |
| Rives Township, Precinct 2 | 588 | | 307 | |
| Sandstone Charter Township, Precinct 1 | 478 | | 257 | |
| Sandstone Charter Township, Precinct 2 | 346 | | 188 | |
| Sandstone Charter Township, Precinct 3 | 267 | | 193 | |
| Spring Arbor Township, Precinct 1 | 1,181 | | 588 | |
| Spring Arbor Township, Precinct 2 | 939 | | 536 | |
| Springport Township, Precinct 1 | 505 | | 241 | |
| Summit Township, Precinct 1 | 503 | | 491 | |
| Summit Township, Precinct 2 | 882 | | 655 | |
| Summit Township, Precinct 3 | 677 | | 641 | |
| Summit Township, Precinct 4 | 829 | | 566 | |
| Summit Township, Precinct 5 | 826 | | 476 | |
| Summit Township, Precinct 6 | 501 | | 356 | |
| Summit Township, Precinct 7 | 811 | | 544 | |
| Summit Township, Precinct 8 | 525 | | 572 | |
| Tompkins Township, Precinct 1 | 727 | | 422 | |

| Precinct | George E. Huffman III (UST) | Marcia Squier (GRN) | John Howard Wilhelm (NLP) | Total Votes | Unresolved Write-In |
|---|---|---|---|---|---|
| Liberty Township, Precinct 2 | 5 | 7 | 0 | 651 | 0 |
| Napoleon Township, Precinct 1 | 11 | 6 | 3 | 914 | 0 |
| Napoleon Township, Precinct 2 | 11 | 8 | 5 | 943 | 1 |
| Napoleon Township, Precinct 3 | 7 | 6 | 5 | 1,108 | 0 |
| Norvell Township, Precinct 1 | 5 | 6 | 1 | 638 | 0 |
| Norvell Township, Precinct 2 | 4 | 7 | 3 | 787 | 1 |
| Parma Township, Precinct 1 | 9 | 10 | 5 | 1,004 | 1 |
| Pulaski Township, Precinct 1 | 8 | 6 | 3 | 768 | 1 |
| Rives Township, Precinct 1 | 6 | 13 | 6 | 1,101 | 4 |
| Rives Township, Precinct 2 | 3 | 4 | 9 | 911 | 1 |
| Sandstone Charter Township, Precinct 1 | 12 | 9 | 1 | 757 | 0 |
| Sandstone Charter Township, Precinct 2 | 5 | 9 | 2 | 550 | 0 |
| Sandstone Charter Township, Precinct 3 | 0 | 3 | 0 | 463 | 0 |
| Spring Arbor Township, Precinct 1 | 14 | 19 | 5 | 1,807 | 3 |
| Spring Arbor Township, Precinct 2 | 15 | 12 | 6 | 1,508 | 0 |
| Springport Township, Precinct 1 | 6 | 11 | 3 | 766 | 2 |
| Summit Township, Precinct 1 | 4 | 16 | 6 | 1,020 | 1 |
| Summit Township, Precinct 2 | 10 | 5 | 6 | 1,558 | 0 |
| Summit Township, Precinct 3 | 4 | 8 | 3 | 1,333 | 0 |
| Summit Township, Precinct 4 | 11 | 10 | 3 | 1,419 | 0 |
| Summit Township, Precinct 5 | 2 | 10 | 1 | 1,315 | 3 |
| Summit Township, Precinct 6 | 9 | 7 | 3 | 876 | 0 |
| Summit Township, Precinct 7 | 10 | 18 | 5 | 1,388 | 0 |
| Summit Township, Precinct 8 | 9 | 14 | 4 | 1,124 | 1 |
| Tompkins Township, Precinct 1 | 8 | 13 | 3 | 1,173 | 0 |

| Precinct | Times Cast | Registered Voters |
|---|---|---|
| Waterloo Township, Precinct 1 | 1,339 | 2,212 |
| Jackson County Michigan - Total | 61,768 | 112,175 |
| **Cumulative** | | |
| Cumulative | 0 | 0 |
| Cumulative - Total | 0 | 0 |
| County - Total | 61,768 | 112,175 |

| Precinct | John James (REP) | | Debbie Stabenow (DEM) | |
|---|---|---|---|---|
| Waterloo Township, Precinct 1 | 723 | | 580 | |
| Jackson County Michigan - Total | 33,490 | | 25,858 | |
| **Cumulative** | | | | |
| Cumulative | 0 | | 0 | |
| Cumulative - Total | 0 | | 0 | |
| County - Total | 33,490 | | 25,858 | |

| Precinct | George E. Huffman III (UST) | | Marcia Squier (GRN) | | John Howard Wilhelm (NLP) | | Total Votes | Unresolved Write-In |
|---|---|---|---|---|---|---|---|---|
| Waterloo Township, Precinct 1 | 4 | | 13 | | 4 | | 1,324 | 1 |
| Jackson County Michigan - Total | 499 | | 659 | | 276 | | 60,782 | 76 |
| **Cumulative** | | | | | | | | |
| Cumulative | 0 | | 0 | | 0 | | 0 | 0 |
| Cumulative - Total | 0 | | 0 | | 0 | | 0 | 0 |
| County - Total | 499 | | 659 | | 276 | | 60,782 | 76 |

# Rep in Congress 7 (Vote for 1)

| Precinct | Times Cast | Registered Voters |
|---|---|---|
| **County** | | |
| **Jackson County Michigan** | | |
| Blackman Charter Township, Precinct 1 | 990 | 2,492 |
| Blackman Charter Township, Precinct 2 | 1,749 | 2,971 |
| Blackman Charter Township, Precinct 3 | 1,614 | 2,972 |
| Blackman Charter Township, Precinct 4 | 1,263 | 2,845 |
| Blackman Charter Township, Precinct 5 | 995 | 2,386 |
| City of Jackson, Ward 1, Precinct 1 | 589 | 1,679 |
| City of Jackson, Ward 1, Precinct 2 | 663 | 1,912 |
| City of Jackson, Ward 2, Precinct 1 | 680 | 1,724 |
| City of Jackson, Ward 2, Precinct 2 | 463 | 1,392 |
| City of Jackson, Ward 3, Precinct 1 | 244 | 754 |
| City of Jackson, Ward 3, Precinct 2 | 719 | 1,595 |
| City of Jackson, Ward 3, Precinct 3 | 558 | 1,215 |
| City of Jackson, Ward 4, Precinct 1 | 602 | 1,396 |
| City of Jackson, Ward 4, Precinct 2 | 567 | 1,264 |
| City of Jackson, Ward 4, Precinct 3 | 740 | 1,284 |
| City of Jackson, Ward 5, Precinct 1 | 219 | 757 |

| Precinct | Tim Walberg (REP) | | Gretchen Driskell (DEM) | | Total Votes |
|---|---|---|---|---|---|
| **County** | | | | | |
| **Jackson County Michigan** | | | | | |
| Blackman Charter Township, Precinct 1 | 470 | | 493 | | 963 |
| Blackman Charter Township, Precinct 2 | 967 | | 730 | | 1,697 |
| Blackman Charter Township, Precinct 3 | 879 | | 693 | | 1,572 |
| Blackman Charter Township, Precinct 4 | 576 | | 643 | | 1,219 |
| Blackman Charter Township, Precinct 5 | 479 | | 489 | | 968 |
| City of Jackson, Ward 1, Precinct 1 | 151 | | 417 | | 568 |
| City of Jackson, Ward 1, Precinct 2 | 71 | | 580 | | 651 |
| City of Jackson, Ward 2, Precinct 1 | 294 | | 362 | | 656 |
| City of Jackson, Ward 2, Precinct 2 | 172 | | 280 | | 452 |
| City of Jackson, Ward 3, Precinct 1 | 74 | | 160 | | 234 |
| City of Jackson, Ward 3, Precinct 2 | 285 | | 416 | | 701 |
| City of Jackson, Ward 3, Precinct 3 | 238 | | 304 | | 542 |
| City of Jackson, Ward 4, Precinct 1 | 269 | | 314 | | 583 |
| City of Jackson, Ward 4, Precinct 2 | 217 | | 322 | | 539 |
| City of Jackson, Ward 4, Precinct 3 | 321 | | 400 | | 721 |
| City of Jackson, Ward 5, Precinct 1 | 46 | | 163 | | 209 |

| Precinct | Unresolved Write-In |
|---|---|
| **County** | |
| **Jackson County Michigan** | |
| Blackman Charter Township, Precinct 1 | 4 |
| Blackman Charter Township, Precinct 2 | 7 |
| Blackman Charter Township, Precinct 3 | 2 |
| Blackman Charter Township, Precinct 4 | 9 |
| Blackman Charter Township, Precinct 5 | 3 |
| City of Jackson, Ward 1, Precinct 1 | 7 |
| City of Jackson, Ward 1, Precinct 2 | 2 |
| City of Jackson, Ward 2, Precinct 1 | 6 |
| City of Jackson, Ward 2, Precinct 2 | 1 |
| City of Jackson, Ward 3, Precinct 1 | 2 |
| City of Jackson, Ward 3, Precinct 2 | 4 |
| City of Jackson, Ward 3, Precinct 3 | 1 |
| City of Jackson, Ward 4, Precinct 1 | 4 |
| City of Jackson, Ward 4, Precinct 2 | 5 |
| City of Jackson, Ward 4, Precinct 3 | 0 |
| City of Jackson, Ward 5, Precinct 1 | 0 |

| Precinct | Times Cast | Registered Voters |
|---|---|---|
| City of Jackson, Ward 5, Precinct 2 | 368 | 1,015 |
| City of Jackson, Ward 5, Precinct 3 | 315 | 1,194 |
| City of Jackson, Ward 6, Precinct 1 | 858 | 1,243 |
| City of Jackson, Ward 6, Precinct 2 | 746 | 1,404 |
| City of Jackson, Ward 6, Precinct 3 | 929 | 1,409 |
| Columbia Township, Precinct 1 | 1,172 | 2,019 |
| Columbia Township, Precinct 2 | 1,057 | 1,624 |
| Columbia Township, Precinct 3 | 1,587 | 2,431 |
| Concord Township, Precinct 1 | 1,195 | 1,964 |
| Grass Lake Charter Township, Precinct 1 | 1,433 | 2,119 |
| Grass Lake Charter Township, Precinct 2 | 1,057 | 1,540 |
| Grass Lake Charter Township, Precinct 3 | 553 | 854 |
| Hanover Township, Precinct 1 | 819 | 1,296 |
| Hanover Township, Precinct 2 | 882 | 1,561 |
| Henrietta Township, Precinct 1 | 1,085 | 1,639 |
| Henrietta Township, Precinct 2 | 1,048 | 1,913 |
| Leoni Township, Precinct 1 | 1,619 | 2,955 |
| Leoni Township, Precinct 2 | 1,405 | 2,840 |
| Leoni Township, Precinct 3 | 1,178 | 2,413 |
| Leoni Township, Precinct 4 | 1,290 | 2,169 |
| Liberty Township, Precinct 1 | 928 | 1,449 |

| Precinct | Tim Walberg (REP) | Gretchen Driskell (DEM) | Total Votes |
|---|---|---|---|
| City of Jackson, Ward 5, Precinct 2 | 128 | 228 | 356 |
| City of Jackson, Ward 5, Precinct 3 | 109 | 197 | 306 |
| City of Jackson, Ward 6, Precinct 1 | 399 | 452 | 851 |
| City of Jackson, Ward 6, Precinct 2 | 291 | 430 | 721 |
| City of Jackson, Ward 6, Precinct 3 | 397 | 511 | 908 |
| Columbia Township, Precinct 1 | 641 | 497 | 1,138 |
| Columbia Township, Precinct 2 | 642 | 393 | 1,035 |
| Columbia Township, Precinct 3 | 901 | 639 | 1,540 |
| Concord Township, Precinct 1 | 792 | 368 | 1,160 |
| Grass Lake Charter Township, Precinct 1 | 831 | 565 | 1,396 |
| Grass Lake Charter Township, Precinct 2 | 593 | 435 | 1,028 |
| Grass Lake Charter Township, Precinct 3 | 284 | 258 | 542 |
| Hanover Township, Precinct 1 | 533 | 274 | 807 |
| Hanover Township, Precinct 2 | 585 | 275 | 860 |
| Henrietta Township, Precinct 1 | 632 | 437 | 1,069 |
| Henrietta Township, Precinct 2 | 610 | 407 | 1,017 |
| Leoni Township, Precinct 1 | 896 | 672 | 1,568 |
| Leoni Township, Precinct 2 | 737 | 628 | 1,365 |
| Leoni Township, Precinct 3 | 610 | 535 | 1,145 |
| Leoni Township, Precinct 4 | 734 | 525 | 1,259 |
| Liberty Township, Precinct 1 | 583 | 322 | 905 |

| Precinct | Unresolved Write-In |
|---|---|
| City of Jackson, Ward 5, Precinct 2 | 1 |
| City of Jackson, Ward 5, Precinct 3 | 3 |
| City of Jackson, Ward 6, Precinct 1 | 0 |
| City of Jackson, Ward 6, Precinct 2 | 7 |
| City of Jackson, Ward 6, Precinct 3 | 2 |
| Columbia Township, Precinct 1 | 2 |
| Columbia Township, Precinct 2 | 0 |
| Columbia Township, Precinct 3 | 5 |
| Concord Township, Precinct 1 | 5 |
| Grass Lake Charter Township, Precinct 1 | 3 |
| Grass Lake Charter Township, Precinct 2 | 5 |
| Grass Lake Charter Township, Precinct 3 | 0 |
| Hanover Township, Precinct 1 | 1 |
| Hanover Township, Precinct 2 | 5 |
| Henrietta Township, Precinct 1 | 2 |
| Henrietta Township, Precinct 2 | 3 |
| Leoni Township, Precinct 1 | 6 |
| Leoni Township, Precinct 2 | 8 |
| Leoni Township, Precinct 3 | 3 |
| Leoni Township, Precinct 4 | 4 |
| Liberty Township, Precinct 1 | 3 |

| Precinct | Times Cast | Registered Voters |
|---|---|---|
| Liberty Township, Precinct 2 | 660 | 1,007 |
| Napoleon Township, Precinct 1 | 926 | 1,817 |
| Napoleon Township, Precinct 2 | 963 | 1,662 |
| Napoleon Township, Precinct 3 | 1,123 | 1,836 |
| Norvell Township, Precinct 1 | 651 | 995 |
| Norvell Township, Precinct 2 | 801 | 1,293 |
| Parma Township, Precinct 1 | 1,022 | 2,018 |
| Pulaski Township, Precinct 1 | 780 | 1,368 |
| Rives Township, Precinct 1 | 1,115 | 2,117 |
| Rives Township, Precinct 2 | 925 | 1,464 |
| Sandstone Charter Township, Precinct 1 | 770 | 1,237 |
| Sandstone Charter Township, Precinct 2 | 556 | 874 |
| Sandstone Charter Township, Precinct 3 | 473 | 809 |
| Spring Arbor Township, Precinct 1 | 1,826 | 2,858 |
| Spring Arbor Township, Precinct 2 | 1,528 | 2,502 |
| Springport Township, Precinct 1 | 782 | 1,519 |
| Summit Township, Precinct 1 | 1,037 | 2,093 |
| Summit Township, Precinct 2 | 1,574 | 2,274 |
| Summit Township, Precinct 3 | 1,346 | 2,036 |
| Summit Township, Precinct 4 | 1,432 | 2,086 |
| Summit Township, Precinct 5 | 1,337 | 1,887 |
| Summit Township, Precinct 6 | 886 | 1,349 |
| Summit Township, Precinct 7 | 1,408 | 2,699 |
| Summit Township, Precinct 8 | 1,139 | 2,401 |
| Tompkins Township, Precinct 1 | 1,190 | 2,073 |

| Precinct | Tim Walberg (REP) | Gretchen Driskell (DEM) | Total Votes |
|---|---|---|---|
| Liberty Township, Precinct 2 | 427 | 221 | 648 |
| Napoleon Township, Precinct 1 | 525 | 379 | 904 |
| Napoleon Township, Precinct 2 | 536 | 396 | 932 |
| Napoleon Township, Precinct 3 | 657 | 434 | 1,091 |
| Norvell Township, Precinct 1 | 389 | 250 | 639 |
| Norvell Township, Precinct 2 | 494 | 290 | 784 |
| Parma Township, Precinct 1 | 602 | 389 | 991 |
| Pulaski Township, Precinct 1 | 515 | 242 | 757 |
| Rives Township, Precinct 1 | 674 | 413 | 1,087 |
| Rives Township, Precinct 2 | 579 | 326 | 905 |
| Sandstone Charter Township, Precinct 1 | 492 | 256 | 748 |
| Sandstone Charter Township, Precinct 2 | 360 | 181 | 541 |
| Sandstone Charter Township, Precinct 3 | 264 | 189 | 453 |
| Spring Arbor Township, Precinct 1 | 1,218 | 571 | 1,789 |
| Spring Arbor Township, Precinct 2 | 936 | 565 | 1,501 |
| Springport Township, Precinct 1 | 513 | 239 | 752 |
| Summit Township, Precinct 1 | 501 | 511 | 1,012 |
| Summit Township, Precinct 2 | 907 | 635 | 1,542 |
| Summit Township, Precinct 3 | 686 | 640 | 1,326 |
| Summit Township, Precinct 4 | 847 | 551 | 1,398 |
| Summit Township, Precinct 5 | 822 | 487 | 1,309 |
| Summit Township, Precinct 6 | 499 | 369 | 868 |
| Summit Township, Precinct 7 | 806 | 558 | 1,364 |
| Summit Township, Precinct 8 | 526 | 591 | 1,117 |
| Tompkins Township, Precinct 1 | 730 | 433 | 1,163 |

| Precinct | Unresolved Write-In |
|---|---|
| Liberty Township, Precinct 2 | 2 |
| Napoleon Township, Precinct 1 | 4 |
| Napoleon Township, Precinct 2 | 3 |
| Napoleon Township, Precinct 3 | 3 |
| Norvell Township, Precinct 1 | 1 |
| Norvell Township, Precinct 2 | 3 |
| Parma Township, Precinct 1 | 2 |
| Pulaski Township, Precinct 1 | 4 |
| Rives Township, Precinct 1 | 4 |
| Rives Township, Precinct 2 | 3 |
| Sandstone Charter Township, Precinct 1 | 0 |
| Sandstone Charter Township, Precinct 2 | 0 |
| Sandstone Charter Township, Precinct 3 | 4 |
| Spring Arbor Township, Precinct 1 | 4 |
| Spring Arbor Township, Precinct 2 | 2 |
| Springport Township, Precinct 1 | 4 |
| Summit Township, Precinct 1 | 6 |
| Summit Township, Precinct 2 | 3 |
| Summit Township, Precinct 3 | 0 |
| Summit Township, Precinct 4 | 4 |
| Summit Township, Precinct 5 | 3 |
| Summit Township, Precinct 6 | 1 |
| Summit Township, Precinct 7 | 6 |
| Summit Township, Precinct 8 | 6 |
| Tompkins Township, Precinct 1 | 2 |

| Precinct | Times Cast | Registered Voters |
|---|---|---|
| Waterloo Township, Precinct 1 | 1,339 | 2,212 |
| Jackson County Michigan - Total | 61,768 | 112,175 |
| **Cumulative** | | |
| Cumulative | 0 | 0 |
| Cumulative - Total | 0 | 0 |
| County - Total | 61,768 | 112,175 |

| Precinct | Tim Walberg (REP) | | Gretchen Driskell (DEM) | | Total Votes |
|---|---|---|---|---|---|
| Waterloo Township, Precinct 1 | 711 | | 600 | | 1,311 |
| Jackson County Michigan - Total | 33,653 | | 26,530 | | 60,183 |
| **Cumulative** | | | | | |
| Cumulative | 0 | | 0 | | 0 |
| Cumulative - Total | 0 | | 0 | | 0 |
| County - Total | 33,653 | | 26,530 | | 60,183 |

| Precinct | Unresolved Write-In |
|---|---|
| Waterloo Township, Precinct 1 | 5 |
| Jackson County Michigan - Total | 204 |
| **Cumulative** | |
| Cumulative | 0 |
| Cumulative - Total | 0 |
| County - Total | 204 |

# St Senator 16 (Vote for 1)

| Precinct | Times Cast | Registered Voters |
|---|---|---|
| **County** | | |
| **Jackson County Michigan** | | |
| Blackman Charter Township, Precinct 1 | 990 | 2,492 |
| Blackman Charter Township, Precinct 2 | 1,749 | 2,971 |
| Blackman Charter Township, Precinct 3 | 1,614 | 2,972 |
| Blackman Charter Township, Precinct 4 | 1,263 | 2,845 |
| Blackman Charter Township, Precinct 5 | 995 | 2,386 |
| City of Jackson, Ward 1, Precinct 1 | 589 | 1,679 |
| City of Jackson, Ward 1, Precinct 2 | 663 | 1,912 |
| City of Jackson, Ward 2, Precinct 1 | 680 | 1,724 |
| City of Jackson, Ward 2, Precinct 2 | 463 | 1,392 |
| City of Jackson, Ward 3, Precinct 1 | 244 | 754 |
| City of Jackson, Ward 3, Precinct 2 | 719 | 1,595 |
| City of Jackson, Ward 3, Precinct 3 | 558 | 1,215 |
| City of Jackson, Ward 4, Precinct 1 | 602 | 1,396 |
| City of Jackson, Ward 4, Precinct 2 | 567 | 1,264 |
| City of Jackson, Ward 4, Precinct 3 | 740 | 1,284 |
| City of Jackson, Ward 5, Precinct 1 | 219 | 757 |

| Precinct | Mike Shirkey (REP) | | Val Cochran Toops (DEM) | |
|---|---|---|---|---|
| **County** | | | | |
| **Jackson County Michigan** | | | | |
| Blackman Charter Township, Precinct 1 | 479 | | 445 | |
| Blackman Charter Township, Precinct 2 | 1,032 | | 597 | |
| Blackman Charter Township, Precinct 3 | 917 | | 581 | |
| Blackman Charter Township, Precinct 4 | 602 | | 565 | |
| Blackman Charter Township, Precinct 5 | 490 | | 428 | |
| City of Jackson, Ward 1, Precinct 1 | 153 | | 383 | |
| City of Jackson, Ward 1, Precinct 2 | 77 | | 549 | |
| City of Jackson, Ward 2, Precinct 1 | 316 | | 319 | |
| City of Jackson, Ward 2, Precinct 2 | 186 | | 246 | |
| City of Jackson, Ward 3, Precinct 1 | 76 | | 146 | |
| City of Jackson, Ward 3, Precinct 2 | 292 | | 382 | |
| City of Jackson, Ward 3, Precinct 3 | 244 | | 272 | |
| City of Jackson, Ward 4, Precinct 1 | 277 | | 274 | |
| City of Jackson, Ward 4, Precinct 2 | 224 | | 284 | |
| City of Jackson, Ward 4, Precinct 3 | 338 | | 349 | |
| City of Jackson, Ward 5, Precinct 1 | 45 | | 152 | |

| Precinct | Ronald A. Muszynski (LIB) | | Total Votes | Unresolved Write-In |
|---|---|---|---|---|
| **County** | | | | |
| **Jackson County Michigan** | | | | |
| Blackman Charter Township, Precinct 1 | 36 | | 960 | 1 |
| Blackman Charter Township, Precinct 2 | 50 | | 1,679 | 7 |
| Blackman Charter Township, Precinct 3 | 55 | | 1,553 | 3 |
| Blackman Charter Township, Precinct 4 | 39 | | 1,206 | 7 |
| Blackman Charter Township, Precinct 5 | 37 | | 955 | 5 |
| City of Jackson, Ward 1, Precinct 1 | 22 | | 558 | 5 |
| City of Jackson, Ward 1, Precinct 2 | 13 | | 639 | 2 |
| City of Jackson, Ward 2, Precinct 1 | 26 | | 661 | 6 |
| City of Jackson, Ward 2, Precinct 2 | 16 | | 448 | 1 |
| City of Jackson, Ward 3, Precinct 1 | 14 | | 236 | 0 |
| City of Jackson, Ward 3, Precinct 2 | 21 | | 695 | 3 |
| City of Jackson, Ward 3, Precinct 3 | 27 | | 543 | 0 |
| City of Jackson, Ward 4, Precinct 1 | 23 | | 574 | 2 |
| City of Jackson, Ward 4, Precinct 2 | 25 | | 533 | 2 |
| City of Jackson, Ward 4, Precinct 3 | 27 | | 714 | 2 |
| City of Jackson, Ward 5, Precinct 1 | 9 | | 206 | 3 |

| Precinct | Times Cast | Registered Voters |
|---|---|---|
| City of Jackson, Ward 5, Precinct 2 | 368 | 1,015 |
| City of Jackson, Ward 5, Precinct 3 | 315 | 1,194 |
| City of Jackson, Ward 6, Precinct 1 | 858 | 1,243 |
| City of Jackson, Ward 6, Precinct 2 | 746 | 1,404 |
| City of Jackson, Ward 6, Precinct 3 | 929 | 1,409 |
| Columbia Township, Precinct 1 | 1,172 | 2,019 |
| Columbia Township, Precinct 2 | 1,057 | 1,624 |
| Columbia Township, Precinct 3 | 1,587 | 2,431 |
| Concord Township, Precinct 1 | 1,195 | 1,964 |
| Grass Lake Charter Township, Precinct 1 | 1,433 | 2,119 |
| Grass Lake Charter Township, Precinct 2 | 1,057 | 1,540 |
| Grass Lake Charter Township, Precinct 3 | 553 | 854 |
| Hanover Township, Precinct 1 | 819 | 1,296 |
| Hanover Township, Precinct 2 | 882 | 1,561 |
| Henrietta Township, Precinct 1 | 1,085 | 1,639 |
| Henrietta Township, Precinct 2 | 1,048 | 1,913 |
| Leoni Township, Precinct 1 | 1,619 | 2,955 |
| Leoni Township, Precinct 2 | 1,405 | 2,840 |
| Leoni Township, Precinct 3 | 1,178 | 2,413 |
| Leoni Township, Precinct 4 | 1,290 | 2,169 |
| Liberty Township, Precinct 1 | 928 | 1,449 |

| Precinct | Mike Shirkey (REP) | | Val Cochran Toops (DEM) | |
|---|---|---|---|---|
| City of Jackson, Ward 5, Precinct 2 | 126 | | 206 | |
| City of Jackson, Ward 5, Precinct 3 | 104 | | 176 | |
| City of Jackson, Ward 6, Precinct 1 | 420 | | 380 | |
| City of Jackson, Ward 6, Precinct 2 | 310 | | 378 | |
| City of Jackson, Ward 6, Precinct 3 | 432 | | 443 | |
| Columbia Township, Precinct 1 | 677 | | 422 | |
| Columbia Township, Precinct 2 | 655 | | 335 | |
| Columbia Township, Precinct 3 | 960 | | 518 | |
| Concord Township, Precinct 1 | 810 | | 314 | |
| Grass Lake Charter Township, Precinct 1 | 874 | | 473 | |
| Grass Lake Charter Township, Precinct 2 | 623 | | 367 | |
| Grass Lake Charter Township, Precinct 3 | 292 | | 213 | |
| Hanover Township, Precinct 1 | 547 | | 229 | |
| Hanover Township, Precinct 2 | 602 | | 221 | |
| Henrietta Township, Precinct 1 | 652 | | 371 | |
| Henrietta Township, Precinct 2 | 600 | | 365 | |
| Leoni Township, Precinct 1 | 950 | | 544 | |
| Leoni Township, Precinct 2 | 793 | | 518 | |
| Leoni Township, Precinct 3 | 650 | | 453 | |
| Leoni Township, Precinct 4 | 758 | | 437 | |
| Liberty Township, Precinct 1 | 590 | | 274 | |

| Precinct | Ronald A. Muszynski (LIB) | | Total Votes | Unresolved Write-In |
|---|---|---|---|---|
| City of Jackson, Ward 5, Precinct 2 | 24 | | 356 | 1 |
| City of Jackson, Ward 5, Precinct 3 | 23 | | 303 | 3 |
| City of Jackson, Ward 6, Precinct 1 | 28 | | 828 | 2 |
| City of Jackson, Ward 6, Precinct 2 | 35 | | 723 | 5 |
| City of Jackson, Ward 6, Precinct 3 | 29 | | 904 | 2 |
| Columbia Township, Precinct 1 | 34 | | 1,133 | 2 |
| Columbia Township, Precinct 2 | 30 | | 1,020 | 0 |
| Columbia Township, Precinct 3 | 54 | | 1,532 | 5 |
| Concord Township, Precinct 1 | 29 | | 1,153 | 3 |
| Grass Lake Charter Township, Precinct 1 | 24 | | 1,371 | 3 |
| Grass Lake Charter Township, Precinct 2 | 27 | | 1,017 | 4 |
| Grass Lake Charter Township, Precinct 3 | 19 | | 524 | 2 |
| Hanover Township, Precinct 1 | 20 | | 796 | 2 |
| Hanover Township, Precinct 2 | 31 | | 854 | 1 |
| Henrietta Township, Precinct 1 | 32 | | 1,055 | 0 |
| Henrietta Township, Precinct 2 | 39 | | 1,004 | 0 |
| Leoni Township, Precinct 1 | 48 | | 1,542 | 3 |
| Leoni Township, Precinct 2 | 48 | | 1,359 | 2 |
| Leoni Township, Precinct 3 | 40 | | 1,143 | 0 |
| Leoni Township, Precinct 4 | 56 | | 1,251 | 3 |
| Liberty Township, Precinct 1 | 24 | | 888 | 3 |

| Precinct | Times Cast | Registered Voters |
|---|---|---|
| Liberty Township, Precinct 2 | 660 | 1,007 |
| Napoleon Township, Precinct 1 | 926 | 1,817 |
| Napoleon Township, Precinct 2 | 963 | 1,662 |
| Napoleon Township, Precinct 3 | 1,123 | 1,836 |
| Norvell Township, Precinct 1 | 651 | 995 |
| Norvell Township, Precinct 2 | 801 | 1,293 |
| Parma Township, Precinct 1 | 1,022 | 2,018 |
| Pulaski Township, Precinct 1 | 780 | 1,368 |
| Rives Township, Precinct 1 | 1,115 | 2,117 |
| Rives Township, Precinct 2 | 925 | 1,464 |
| Sandstone Charter Township, Precinct 1 | 770 | 1,237 |
| Sandstone Charter Township, Precinct 2 | 556 | 874 |
| Sandstone Charter Township, Precinct 3 | 473 | 809 |
| Spring Arbor Township, Precinct 1 | 1,826 | 2,858 |
| Spring Arbor Township, Precinct 2 | 1,528 | 2,502 |
| Springport Township, Precinct 1 | 782 | 1,519 |
| Summit Township, Precinct 1 | 1,037 | 2,093 |
| Summit Township, Precinct 2 | 1,574 | 2,274 |
| Summit Township, Precinct 3 | 1,346 | 2,036 |
| Summit Township, Precinct 4 | 1,432 | 2,086 |
| Summit Township, Precinct 5 | 1,337 | 1,887 |
| Summit Township, Precinct 6 | 886 | 1,349 |
| Summit Township, Precinct 7 | 1,408 | 2,699 |
| Summit Township, Precinct 8 | 1,139 | 2,401 |
| Tompkins Township, Precinct 1 | 1,190 | 2,073 |

| Precinct | Mike Shirkey (REP) | | Val Cochran Toops (DEM) | |
|---|---|---|---|---|
| Liberty Township, Precinct 2 | 431 | | 185 | |
| Napoleon Township, Precinct 1 | 540 | | 308 | |
| Napoleon Township, Precinct 2 | 550 | | 335 | |
| Napoleon Township, Precinct 3 | 675 | | 370 | |
| Norvell Township, Precinct 1 | 392 | | 221 | |
| Norvell Township, Precinct 2 | 492 | | 259 | |
| Parma Township, Precinct 1 | 611 | | 328 | |
| Pulaski Township, Precinct 1 | 547 | | 181 | |
| Rives Township, Precinct 1 | 679 | | 342 | |
| Rives Township, Precinct 2 | 601 | | 261 | |
| Sandstone Charter Township, Precinct 1 | 503 | | 202 | |
| Sandstone Charter Township, Precinct 2 | 364 | | 153 | |
| Sandstone Charter Township, Precinct 3 | 276 | | 150 | |
| Spring Arbor Township, Precinct 1 | 1,234 | | 470 | |
| Spring Arbor Township, Precinct 2 | 962 | | 472 | |
| Springport Township, Precinct 1 | 521 | | 190 | |
| Summit Township, Precinct 1 | 524 | | 440 | |
| Summit Township, Precinct 2 | 947 | | 529 | |
| Summit Township, Precinct 3 | 710 | | 550 | |
| Summit Township, Precinct 4 | 865 | | 466 | |
| Summit Township, Precinct 5 | 845 | | 413 | |
| Summit Township, Precinct 6 | 511 | | 321 | |
| Summit Township, Precinct 7 | 853 | | 462 | |
| Summit Township, Precinct 8 | 551 | | 530 | |
| Tompkins Township, Precinct 1 | 749 | | 363 | |

| Precinct | Ronald A. Muszynski (LIB) | | Total Votes | Unresolved Write-In |
|---|---|---|---|---|
| Liberty Township, Precinct 2 | 23 | | 639 | 2 |
| Napoleon Township, Precinct 1 | 38 | | 886 | 2 |
| Napoleon Township, Precinct 2 | 25 | | 910 | 1 |
| Napoleon Township, Precinct 3 | 38 | | 1,083 | 1 |
| Norvell Township, Precinct 1 | 20 | | 633 | 0 |
| Norvell Township, Precinct 2 | 23 | | 774 | 10 |
| Parma Township, Precinct 1 | 38 | | 977 | 1 |
| Pulaski Township, Precinct 1 | 26 | | 754 | 0 |
| Rives Township, Precinct 1 | 49 | | 1,070 | 3 |
| Rives Township, Precinct 2 | 21 | | 883 | 1 |
| Sandstone Charter Township, Precinct 1 | 26 | | 731 | 1 |
| Sandstone Charter Township, Precinct 2 | 18 | | 535 | 2 |
| Sandstone Charter Township, Precinct 3 | 18 | | 444 | 2 |
| Spring Arbor Township, Precinct 1 | 54 | | 1,758 | 5 |
| Spring Arbor Township, Precinct 2 | 45 | | 1,479 | 0 |
| Springport Township, Precinct 1 | 24 | | 735 | 5 |
| Summit Township, Precinct 1 | 22 | | 986 | 5 |
| Summit Township, Precinct 2 | 37 | | 1,513 | 0 |
| Summit Township, Precinct 3 | 36 | | 1,296 | 0 |
| Summit Township, Precinct 4 | 49 | | 1,380 | 0 |
| Summit Township, Precinct 5 | 23 | | 1,281 | 3 |
| Summit Township, Precinct 6 | 19 | | 851 | 1 |
| Summit Township, Precinct 7 | 38 | | 1,353 | 2 |
| Summit Township, Precinct 8 | 25 | | 1,106 | 3 |
| Tompkins Township, Precinct 1 | 41 | | 1,153 | 1 |

| Precinct | Times Cast | Registered Voters |
|---|---|---|
| Waterloo Township, Precinct 1 | 1,339 | 2,212 |
| Jackson County Michigan - Total | 61,768 | 112,175 |
| **Cumulative** | | |
| Cumulative | 0 | 0 |
| Cumulative - Total | 0 | 0 |
| County - Total | 61,768 | 112,175 |

| Precinct | Mike Shirkey (REP) | | Val Cochran Toops (DEM) | |
|---|---|---|---|---|
| Waterloo Township, Precinct 1 | 727 | | 524 | |
| Jackson County Michigan - Total | 34,833 | | 22,634 | |
| **Cumulative** | | | | |
| Cumulative | 0 | | 0 | |
| Cumulative - Total | 0 | | 0 | |
| County - Total | 34,833 | | 22,634 | |

| Precinct | Ronald A. Muszynski (LIB) | | Total Votes | Unresolved Write-In |
|---|---|---|---|---|
| Waterloo Township, Precinct 1 | 47 | | 1,298 | 4 |
| Jackson County Michigan - Total | 1,957 | | 59,424 | 150 |
| **Cumulative** | | | | |
| Cumulative | 0 | | 0 | 0 |
| Cumulative - Total | 0 | | 0 | 0 |
| County - Total | 1,957 | | 59,424 | 150 |

# Representative 64 (Vote for 1)

| Precinct | Times Cast | Registered Voters |
|---|---|---|
| **County** | | |
| **Jackson County Michigan** | | |
| City of Jackson, Ward 1, Precinct 1 | 589 | 1,679 |
| City of Jackson, Ward 1, Precinct 2 | 663 | 1,912 |
| City of Jackson, Ward 2, Precinct 1 | 680 | 1,724 |
| City of Jackson, Ward 2, Precinct 2 | 463 | 1,392 |
| City of Jackson, Ward 3, Precinct 1 | 244 | 754 |
| City of Jackson, Ward 3, Precinct 2 | 719 | 1,595 |
| City of Jackson, Ward 3, Precinct 3 | 558 | 1,215 |
| City of Jackson, Ward 4, Precinct 1 | 602 | 1,396 |
| City of Jackson, Ward 4, Precinct 2 | 567 | 1,264 |
| City of Jackson, Ward 4, Precinct 3 | 740 | 1,284 |
| City of Jackson, Ward 5, Precinct 1 | 219 | 757 |
| City of Jackson, Ward 5, Precinct 2 | 368 | 1,015 |
| City of Jackson, Ward 5, Precinct 3 | 315 | 1,194 |
| City of Jackson, Ward 6, Precinct 1 | 858 | 1,243 |
| City of Jackson, Ward 6, Precinct 2 | 746 | 1,404 |
| City of Jackson, Ward 6, Precinct 3 | 929 | 1,409 |

| Precinct | Julie Alexander (REP) | | Sheila Troxel (DEM) | |
|---|---|---|---|---|
| **County** | | | | |
| **Jackson County Michigan** | | | | |
| City of Jackson, Ward 1, Precinct 1 | 158 | | 395 | |
| City of Jackson, Ward 1, Precinct 2 | 70 | | 569 | |
| City of Jackson, Ward 2, Precinct 1 | 298 | | 327 | |
| City of Jackson, Ward 2, Precinct 2 | 177 | | 249 | |
| City of Jackson, Ward 3, Precinct 1 | 78 | | 151 | |
| City of Jackson, Ward 3, Precinct 2 | 292 | | 384 | |
| City of Jackson, Ward 3, Precinct 3 | 258 | | 259 | |
| City of Jackson, Ward 4, Precinct 1 | 285 | | 283 | |
| City of Jackson, Ward 4, Precinct 2 | 226 | | 296 | |
| City of Jackson, Ward 4, Precinct 3 | 356 | | 348 | |
| City of Jackson, Ward 5, Precinct 1 | 45 | | 160 | |
| City of Jackson, Ward 5, Precinct 2 | 125 | | 222 | |
| City of Jackson, Ward 5, Precinct 3 | 103 | | 178 | |
| City of Jackson, Ward 6, Precinct 1 | 415 | | 414 | |
| City of Jackson, Ward 6, Precinct 2 | 298 | | 402 | |
| City of Jackson, Ward 6, Precinct 3 | 420 | | 463 | |

| Precinct | Norman M. Peterson (LIB) | | Total Votes | Unresolved Write-In |
|---|---|---|---|---|
| **County** | | | | |
| **Jackson County Michigan** | | | | |
| City of Jackson, Ward 1, Precinct 1 | 15 | | 568 | 2 |
| City of Jackson, Ward 1, Precinct 2 | 9 | | 648 | 2 |
| City of Jackson, Ward 2, Precinct 1 | 27 | | 652 | 5 |
| City of Jackson, Ward 2, Precinct 2 | 17 | | 443 | 4 |
| City of Jackson, Ward 3, Precinct 1 | 7 | | 236 | 0 |
| City of Jackson, Ward 3, Precinct 2 | 21 | | 697 | 2 |
| City of Jackson, Ward 3, Precinct 3 | 19 | | 536 | 0 |
| City of Jackson, Ward 4, Precinct 1 | 15 | | 583 | 3 |
| City of Jackson, Ward 4, Precinct 2 | 23 | | 545 | 2 |
| City of Jackson, Ward 4, Precinct 3 | 12 | | 716 | 1 |
| City of Jackson, Ward 5, Precinct 1 | 4 | | 209 | 1 |
| City of Jackson, Ward 5, Precinct 2 | 9 | | 356 | 1 |
| City of Jackson, Ward 5, Precinct 3 | 17 | | 298 | 2 |
| City of Jackson, Ward 6, Precinct 1 | 13 | | 842 | 0 |
| City of Jackson, Ward 6, Precinct 2 | 23 | | 723 | 5 |
| City of Jackson, Ward 6, Precinct 3 | 21 | | 904 | 5 |

| Precinct | Times Cast | Registered Voters |
|---|---|---|
| Concord Township, Precinct 1 | 1,195 | 1,964 |
| Hanover Township, Precinct 1 | 819 | 1,296 |
| Hanover Township, Precinct 2 | 882 | 1,561 |
| Napoleon Township, Precinct 1 | 926 | 1,817 |
| Napoleon Township, Precinct 2 | 963 | 1,662 |
| Napoleon Township, Precinct 3 | 1,123 | 1,836 |
| Parma Township, Precinct 1 | 1,022 | 2,018 |
| Pulaski Township, Precinct 1 | 780 | 1,368 |
| Sandstone Charter Township, Precinct 1 | 770 | 1,237 |
| Sandstone Charter Township, Precinct 2 | 556 | 874 |
| Sandstone Charter Township, Precinct 3 | 473 | 809 |
| Spring Arbor Township, Precinct 1 | 1,826 | 2,858 |
| Spring Arbor Township, Precinct 2 | 1,528 | 2,502 |
| Summit Township, Precinct 1 | 1,037 | 2,093 |
| Summit Township, Precinct 2 | 1,574 | 2,274 |
| Summit Township, Precinct 3 | 1,346 | 2,036 |
| Summit Township, Precinct 4 | 1,432 | 2,086 |
| Summit Township, Precinct 5 | 1,337 | 1,887 |
| Summit Township, Precinct 6 | 886 | 1,349 |
| Summit Township, Precinct 7 | 1,408 | 2,699 |
| Summit Township, Precinct 8 | 1,139 | 2,401 |
| Jackson County Michigan - Total | 32,282 | 59,864 |
| **Cumulative** | | |

| Precinct | Julie Alexander (REP) | | Sheila Troxel (DEM) | |
|---|---|---|---|---|
| Concord Township, Precinct 1 | 833 | | 306 | |
| Hanover Township, Precinct 1 | 578 | | 203 | |
| Hanover Township, Precinct 2 | 659 | | 180 | |
| Napoleon Township, Precinct 1 | 566 | | 290 | |
| Napoleon Township, Precinct 2 | 562 | | 323 | |
| Napoleon Township, Precinct 3 | 703 | | 355 | |
| Parma Township, Precinct 1 | 626 | | 321 | |
| Pulaski Township, Precinct 1 | 570 | | 172 | |
| Sandstone Charter Township, Precinct 1 | 523 | | 212 | |
| Sandstone Charter Township, Precinct 2 | 378 | | 144 | |
| Sandstone Charter Township, Precinct 3 | 288 | | 150 | |
| Spring Arbor Township, Precinct 1 | 1,277 | | 437 | |
| Spring Arbor Township, Precinct 2 | 991 | | 467 | |
| Summit Township, Precinct 1 | 516 | | 466 | |
| Summit Township, Precinct 2 | 969 | | 552 | |
| Summit Township, Precinct 3 | 737 | | 557 | |
| Summit Township, Precinct 4 | 900 | | 469 | |
| Summit Township, Precinct 5 | 851 | | 428 | |
| Summit Township, Precinct 6 | 502 | | 341 | |
| Summit Township, Precinct 7 | 856 | | 473 | |
| Summit Township, Precinct 8 | 561 | | 524 | |
| Jackson County Michigan - Total | 18,050 | | 12,470 | |
| **Cumulative** | | | | |

| Precinct | Norman M. Peterson (LIB) | | Total Votes | Unresolved Write-In |
|---|---|---|---|---|
| Concord Township, Precinct 1 | 22 | | 1,161 | 1 |
| Hanover Township, Precinct 1 | 17 | | 798 | 2 |
| Hanover Township, Precinct 2 | 24 | | 863 | 1 |
| Napoleon Township, Precinct 1 | 24 | | 880 | 1 |
| Napoleon Township, Precinct 2 | 23 | | 908 | 2 |
| Napoleon Township, Precinct 3 | 24 | | 1,082 | 0 |
| Parma Township, Precinct 1 | 29 | | 976 | 1 |
| Pulaski Township, Precinct 1 | 22 | | 764 | 1 |
| Sandstone Charter Township, Precinct 1 | 10 | | 745 | 0 |
| Sandstone Charter Township, Precinct 2 | 13 | | 535 | 0 |
| Sandstone Charter Township, Precinct 3 | 15 | | 453 | 1 |
| Spring Arbor Township, Precinct 1 | 50 | | 1,764 | 4 |
| Spring Arbor Township, Precinct 2 | 32 | | 1,490 | 2 |
| Summit Township, Precinct 1 | 19 | | 1,001 | 2 |
| Summit Township, Precinct 2 | 23 | | 1,544 | 0 |
| Summit Township, Precinct 3 | 21 | | 1,315 | 0 |
| Summit Township, Precinct 4 | 26 | | 1,395 | 0 |
| Summit Township, Precinct 5 | 22 | | 1,301 | 2 |
| Summit Township, Precinct 6 | 19 | | 862 | 2 |
| Summit Township, Precinct 7 | 35 | | 1,364 | 4 |
| Summit Township, Precinct 8 | 14 | | 1,099 | 2 |
| Jackson County Michigan - Total | 736 | | 31,256 | 63 |
| **Cumulative** | | | | |

| Precinct | Times Cast | Registered Voters |
|---|---|---|
| Cumulative | 0 | 0 |
| Cumulative - Total | 0 | 0 |
| County - Total | 32,282 | 59,864 |

| Precinct | Julie Alexander (REP) | | Sheila Troxel (DEM) | |
|---|---|---|---|---|
| Cumulative | 0 | | 0 | |
| Cumulative - Total | 0 | | 0 | |
| County - Total | 18,050 | | 12,470 | |

| Precinct | Norman M. Peterson (LIB) | | Total Votes | Unresolved Write-In |
|---|---|---|---|---|
| Cumulative | 0 | | 0 | 0 |
| Cumulative - Total | 0 | | 0 | 0 |
| County - Total | 736 | | 31,256 | 63 |

# Representative 65 (Vote for 1)

| Precinct | Times Cast | Registered Voters |
|---|---|---|
| **County** | | |
| **Jackson County Michigan** | | |
| Blackman Charter Township, Precinct 1 | 990 | 2,492 |
| Blackman Charter Township, Precinct 2 | 1,749 | 2,971 |
| Blackman Charter Township, Precinct 3 | 1,614 | 2,972 |
| Blackman Charter Township, Precinct 4 | 1,263 | 2,845 |
| Blackman Charter Township, Precinct 5 | 995 | 2,386 |
| Columbia Township, Precinct 1 | 1,172 | 2,019 |
| Columbia Township, Precinct 2 | 1,057 | 1,624 |
| Columbia Township, Precinct 3 | 1,587 | 2,431 |
| Grass Lake Charter Township, Precinct 1 | 1,433 | 2,119 |
| Grass Lake Charter Township, Precinct 2 | 1,057 | 1,540 |
| Grass Lake Charter Township, Precinct 3 | 553 | 854 |
| Henrietta Township, Precinct 1 | 1,085 | 1,639 |
| Henrietta Township, Precinct 2 | 1,048 | 1,913 |
| Leoni Township, Precinct 1 | 1,619 | 2,955 |
| Leoni Township, Precinct 2 | 1,405 | 2,840 |
| Leoni Township, Precinct 3 | 1,178 | 2,413 |
| Leoni Township, Precinct 4 | 1,290 | 2,169 |
| Liberty Township, Precinct 1 | 928 | 1,449 |
| Liberty Township, Precinct 2 | 660 | 1,007 |

| Precinct | Sarah Lightner (REP) | | Terri McKinnon (DEM) | |
|---|---|---|---|---|
| **County** | | | | |
| **Jackson County Michigan** | | | | |
| Blackman Charter Township, Precinct 1 | 446 | | 458 | |
| Blackman Charter Township, Precinct 2 | 956 | | 666 | |
| Blackman Charter Township, Precinct 3 | 882 | | 606 | |
| Blackman Charter Township, Precinct 4 | 590 | | 555 | |
| Blackman Charter Township, Precinct 5 | 479 | | 434 | |
| Columbia Township, Precinct 1 | 642 | | 443 | |
| Columbia Township, Precinct 2 | 626 | | 354 | |
| Columbia Township, Precinct 3 | 919 | | 549 | |
| Grass Lake Charter Township, Precinct 1 | 839 | | 490 | |
| Grass Lake Charter Township, Precinct 2 | 607 | | 378 | |
| Grass Lake Charter Township, Precinct 3 | 277 | | 220 | |
| Henrietta Township, Precinct 1 | 628 | | 379 | |
| Henrietta Township, Precinct 2 | 592 | | 366 | |
| Leoni Township, Precinct 1 | 884 | | 586 | |
| Leoni Township, Precinct 2 | 734 | | 547 | |
| Leoni Township, Precinct 3 | 602 | | 488 | |
| Leoni Township, Precinct 4 | 722 | | 450 | |
| Liberty Township, Precinct 1 | 587 | | 281 | |
| Liberty Township, Precinct 2 | 414 | | 198 | |

| Precinct | Jason B. Rees (LIB) | | Total Votes | Unresolved Write-In |
|---|---|---|---|---|
| **County** | | | | |
| **Jackson County Michigan** | | | | |
| Blackman Charter Township, Precinct 1 | 25 | | 929 | 1 |
| Blackman Charter Township, Precinct 2 | 45 | | 1,667 | 6 |
| Blackman Charter Township, Precinct 3 | 35 | | 1,523 | 3 |
| Blackman Charter Township, Precinct 4 | 37 | | 1,182 | 9 |
| Blackman Charter Township, Precinct 5 | 28 | | 941 | 5 |
| Columbia Township, Precinct 1 | 24 | | 1,109 | 3 |
| Columbia Township, Precinct 2 | 24 | | 1,004 | 0 |
| Columbia Township, Precinct 3 | 30 | | 1,498 | 4 |
| Grass Lake Charter Township, Precinct 1 | 24 | | 1,353 | 4 |
| Grass Lake Charter Township, Precinct 2 | 21 | | 1,006 | 5 |
| Grass Lake Charter Township, Precinct 3 | 20 | | 517 | 0 |
| Henrietta Township, Precinct 1 | 30 | | 1,037 | 1 |
| Henrietta Township, Precinct 2 | 36 | | 994 | 2 |
| Leoni Township, Precinct 1 | 45 | | 1,515 | 4 |
| Leoni Township, Precinct 2 | 48 | | 1,329 | 4 |
| Leoni Township, Precinct 3 | 40 | | 1,130 | 1 |
| Leoni Township, Precinct 4 | 57 | | 1,229 | 5 |
| Liberty Township, Precinct 1 | 18 | | 886 | 3 |
| Liberty Township, Precinct 2 | 15 | | 627 | 1 |

| Precinct | Times Cast | Registered Voters |
|---|---|---|
| Norvell Township, Precinct 1 | 651 | 995 |
| Norvell Township, Precinct 2 | 801 | 1,293 |
| Rives Township, Precinct 1 | 1,115 | 2,117 |
| Rives Township, Precinct 2 | 925 | 1,464 |
| Springport Township, Precinct 1 | 782 | 1,519 |
| Tompkins Township, Precinct 1 | 1,190 | 2,073 |
| Waterloo Township, Precinct 1 | 1,339 | 2,212 |
| Jackson County Michigan - Total | 29,486 | 52,311 |
| **Cumulative** | | |
| Cumulative | 0 | 0 |
| Cumulative - Total | 0 | 0 |
| County - Total | 29,486 | 52,311 |

| Precinct | Sarah Lightner (REP) | | Terri McKinnon (DEM) | |
|---|---|---|---|---|
| Norvell Township, Precinct 1 | 372 | | 228 | |
| Norvell Township, Precinct 2 | 489 | | 261 | |
| Rives Township, Precinct 1 | 681 | | 348 | |
| Rives Township, Precinct 2 | 591 | | 254 | |
| Springport Township, Precinct 1 | 593 | | 148 | |
| Tompkins Township, Precinct 1 | 779 | | 339 | |
| Waterloo Township, Precinct 1 | 705 | | 547 | |
| Jackson County Michigan - Total | 16,636 | | 10,573 | |
| **Cumulative** | | | | |
| Cumulative | 0 | | 0 | |
| Cumulative - Total | 0 | | 0 | |
| County - Total | 16,636 | | 10,573 | |

| Precinct | Jason B. Rees (LIB) | | Total Votes | Unresolved Write-In |
|---|---|---|---|---|
| Norvell Township, Precinct 1 | 20 | | 620 | 3 |
| Norvell Township, Precinct 2 | 14 | | 764 | 7 |
| Rives Township, Precinct 1 | 37 | | 1,066 | 3 |
| Rives Township, Precinct 2 | 24 | | 869 | 1 |
| Springport Township, Precinct 1 | 13 | | 754 | 0 |
| Tompkins Township, Precinct 1 | 29 | | 1,147 | 0 |
| Waterloo Township, Precinct 1 | 32 | | 1,284 | 2 |
| Jackson County Michigan - Total | 771 | | 27,980 | 77 |
| **Cumulative** | | | | |
| Cumulative | 0 | | 0 | 0 |
| Cumulative - Total | 0 | | 0 | 0 |
| County - Total | 771 | | 27,980 | 77 |

# State Brd of Ed (Vote for 2)

| Precinct | Times Cast | Registered Voters |
|---|---|---|
| **County** | | |
| **Jackson County Michigan** | | |
| Blackman Charter Township, Precinct 1 | 990 | 2,492 |
| Blackman Charter Township, Precinct 2 | 1,749 | 2,971 |
| Blackman Charter Township, Precinct 3 | 1,614 | 2,972 |
| Blackman Charter Township, Precinct 4 | 1,263 | 2,845 |
| Blackman Charter Township, Precinct 5 | 995 | 2,386 |
| City of Jackson, Ward 1, Precinct 1 | 589 | 1,679 |
| City of Jackson, Ward 1, Precinct 2 | 663 | 1,912 |
| City of Jackson, Ward 2, Precinct 1 | 680 | 1,724 |
| City of Jackson, Ward 2, Precinct 2 | 463 | 1,392 |
| City of Jackson, Ward 3, Precinct 1 | 244 | 754 |
| City of Jackson, Ward 3, Precinct 2 | 719 | 1,595 |
| City of Jackson, Ward 3, Precinct 3 | 558 | 1,215 |
| City of Jackson, Ward 4, Precinct 1 | 602 | 1,396 |
| City of Jackson, Ward 4, Precinct 2 | 567 | 1,264 |
| City of Jackson, Ward 4, Precinct 3 | 740 | 1,284 |
| City of Jackson, Ward 5, Precinct 1 | 219 | 757 |

| Precinct | Tami Carlone (REP) | | Richard Zeile (REP) | |
|---|---|---|---|---|
| **County** | | | | |
| **Jackson County Michigan** | | | | |
| Blackman Charter Township, Precinct 1 | 377 | | 311 | |
| Blackman Charter Township, Precinct 2 | 820 | | 736 | |
| Blackman Charter Township, Precinct 3 | 731 | | 670 | |
| Blackman Charter Township, Precinct 4 | 493 | | 401 | |
| Blackman Charter Township, Precinct 5 | 371 | | 319 | |
| City of Jackson, Ward 1, Precinct 1 | 122 | | 105 | |
| City of Jackson, Ward 1, Precinct 2 | 45 | | 33 | |
| City of Jackson, Ward 2, Precinct 1 | 237 | | 207 | |
| City of Jackson, Ward 2, Precinct 2 | 145 | | 117 | |
| City of Jackson, Ward 3, Precinct 1 | 63 | | 47 | |
| City of Jackson, Ward 3, Precinct 2 | 233 | | 197 | |
| City of Jackson, Ward 3, Precinct 3 | 199 | | 165 | |
| City of Jackson, Ward 4, Precinct 1 | 228 | | 200 | |
| City of Jackson, Ward 4, Precinct 2 | 182 | | 150 | |
| City of Jackson, Ward 4, Precinct 3 | 276 | | 237 | |
| City of Jackson, Ward 5, Precinct 1 | 38 | | 29 | |

| Precinct | Judith P. Pritchett (DEM) | Tiffany Tilley (DEM) | Scotty Boman (LIB) | John J. Tatar (LIB) | Karen Adams (UST) | Douglas Levesque (UST) | Sherry A. Wells (GRN) |
|---|---|---|---|---|---|---|---|
| **County** | | | | | | | |
| **Jackson County Michigan** | | | | | | | |
| Blackman Charter Township, Precinct 1 | 408 | 361 | 32 | 30 | 20 | 12 | 13 |
| Blackman Charter Township, Precinct 2 | 585 | 561 | 46 | 28 | 33 | 7 | 17 |
| Blackman Charter Township, Precinct 3 | 528 | 494 | 45 | 31 | 27 | 10 | 18 |
| Blackman Charter Township, Precinct 4 | 520 | 451 | 39 | 20 | 30 | 15 | 22 |
| Blackman Charter Township, Precinct 5 | 378 | 340 | 47 | 25 | 34 | 11 | 17 |
| City of Jackson, Ward 1, Precinct 1 | 325 | 318 | 23 | 8 | 9 | 8 | 10 |
| City of Jackson, Ward 1, Precinct 2 | 434 | 436 | 18 | 6 | 15 | 4 | 12 |
| City of Jackson, Ward 2, Precinct 1 | 282 | 264 | 30 | 16 | 13 | 8 | 21 |
| City of Jackson, Ward 2, Precinct 2 | 211 | 186 | 12 | 12 | 12 | 8 | 8 |
| City of Jackson, Ward 3, Precinct 1 | 126 | 120 | 5 | 2 | 6 | 3 | 6 |
| City of Jackson, Ward 3, Precinct 2 | 342 | 316 | 22 | 11 | 25 | 9 | 13 |
| City of Jackson, Ward 3, Precinct 3 | 229 | 229 | 26 | 12 | 20 | 6 | 10 |
| City of Jackson, Ward 4, Precinct 1 | 262 | 237 | 18 | 16 | 12 | 11 | 11 |
| City of Jackson, Ward 4, Precinct 2 | 254 | 223 | 28 | 19 | 15 | 3 | 13 |
| City of Jackson, Ward 4, Precinct 3 | 326 | 294 | 29 | 17 | 10 | 7 | 16 |
| City of Jackson, Ward 5, Precinct 1 | 117 | 116 | 2 | 3 | 6 | 2 | 8 |

| Precinct | Mary Anne Hering (WCP) | | Logan R. Smith (WCP) | | Total Votes | Unresolved Write-In |
|---|---|---|---|---|---|---|
| **County** | | | | | | |
| **Jackson County Michigan** | | | | | | |
| Blackman Charter Township, Precinct 1 | 37 | | 29 | | 1,630 | 4 |
| Blackman Charter Township, Precinct 2 | 57 | | 34 | | 2,924 | 10 |
| Blackman Charter Township, Precinct 3 | 47 | | 34 | | 2,635 | 3 |
| Blackman Charter Township, Precinct 4 | 40 | | 31 | | 2,062 | 10 |
| Blackman Charter Township, Precinct 5 | 42 | | 29 | | 1,613 | 4 |
| City of Jackson, Ward 1, Precinct 1 | 35 | | 17 | | 980 | 4 |
| City of Jackson, Ward 1, Precinct 2 | 42 | | 15 | | 1,060 | 4 |
| City of Jackson, Ward 2, Precinct 1 | 35 | | 22 | | 1,135 | 5 |
| City of Jackson, Ward 2, Precinct 2 | 32 | | 20 | | 763 | 4 |
| City of Jackson, Ward 3, Precinct 1 | 11 | | 7 | | 396 | 0 |
| City of Jackson, Ward 3, Precinct 2 | 25 | | 27 | | 1,220 | 2 |
| City of Jackson, Ward 3, Precinct 3 | 20 | | 18 | | 934 | 3 |
| City of Jackson, Ward 4, Precinct 1 | 24 | | 15 | | 1,034 | 4 |
| City of Jackson, Ward 4, Precinct 2 | 21 | | 21 | | 929 | 4 |
| City of Jackson, Ward 4, Precinct 3 | 22 | | 11 | | 1,245 | 1 |
| City of Jackson, Ward 5, Precinct 1 | 10 | | 7 | | 338 | 1 |

| Precinct | Times Cast | Registered Voters |
|---|---|---|
| City of Jackson, Ward 5, Precinct 2 | 368 | 1,015 |
| City of Jackson, Ward 5, Precinct 3 | 315 | 1,194 |
| City of Jackson, Ward 6, Precinct 1 | 858 | 1,243 |
| City of Jackson, Ward 6, Precinct 2 | 746 | 1,404 |
| City of Jackson, Ward 6, Precinct 3 | 929 | 1,409 |
| Columbia Township, Precinct 1 | 1,172 | 2,019 |
| Columbia Township, Precinct 2 | 1,057 | 1,624 |
| Columbia Township, Precinct 3 | 1,587 | 2,431 |
| Concord Township, Precinct 1 | 1,195 | 1,964 |
| Grass Lake Charter Township, Precinct 1 | 1,433 | 2,119 |
| Grass Lake Charter Township, Precinct 2 | 1,057 | 1,540 |
| Grass Lake Charter Township, Precinct 3 | 553 | 854 |
| Hanover Township, Precinct 1 | 819 | 1,296 |
| Hanover Township, Precinct 2 | 882 | 1,561 |
| Henrietta Township, Precinct 1 | 1,085 | 1,639 |
| Henrietta Township, Precinct 2 | 1,048 | 1,913 |
| Leoni Township, Precinct 1 | 1,619 | 2,955 |
| Leoni Township, Precinct 2 | 1,405 | 2,840 |
| Leoni Township, Precinct 3 | 1,178 | 2,413 |
| Leoni Township, Precinct 4 | 1,290 | 2,169 |
| Liberty Township, Precinct 1 | 928 | 1,449 |

| Precinct | Tami Carlone (REP) | | Richard Zeile (REP) | |
|---|---|---|---|---|
| City of Jackson, Ward 5, Precinct 2 | 98 | | 96 | |
| City of Jackson, Ward 5, Precinct 3 | 80 | | 65 | |
| City of Jackson, Ward 6, Precinct 1 | 339 | | 315 | |
| City of Jackson, Ward 6, Precinct 2 | 242 | | 217 | |
| City of Jackson, Ward 6, Precinct 3 | 345 | | 314 | |
| Columbia Township, Precinct 1 | 532 | | 490 | |
| Columbia Township, Precinct 2 | 540 | | 493 | |
| Columbia Township, Precinct 3 | 759 | | 685 | |
| Concord Township, Precinct 1 | 673 | | 600 | |
| Grass Lake Charter Township, Precinct 1 | 709 | | 636 | |
| Grass Lake Charter Township, Precinct 2 | 523 | | 462 | |
| Grass Lake Charter Township, Precinct 3 | 241 | | 205 | |
| Hanover Township, Precinct 1 | 457 | | 401 | |
| Hanover Township, Precinct 2 | 479 | | 426 | |
| Henrietta Township, Precinct 1 | 529 | | 477 | |
| Henrietta Township, Precinct 2 | 511 | | 462 | |
| Leoni Township, Precinct 1 | 727 | | 641 | |
| Leoni Township, Precinct 2 | 584 | | 561 | |
| Leoni Township, Precinct 3 | 515 | | 444 | |
| Leoni Township, Precinct 4 | 603 | | 552 | |
| Liberty Township, Precinct 1 | 493 | | 448 | |

| Precinct | Judith P. Pritchett (DEM) | Tiffany Tilley (DEM) | Scotty Boman (LIB) | John J. Tatar (LIB) | Karen Adams (UST) | Douglas Levesque (UST) | Sherry A. Wells (GRN) |
|---|---|---|---|---|---|---|---|
| City of Jackson, Ward 5, Precinct 2 | 187 | 176 | 13 | 9 | 6 | 4 | 8 |
| City of Jackson, Ward 5, Precinct 3 | 157 | 140 | 16 | 10 | 6 | 3 | 6 |
| City of Jackson, Ward 6, Precinct 1 | 366 | 338 | 27 | 19 | 15 | 4 | 12 |
| City of Jackson, Ward 6, Precinct 2 | 334 | 308 | 35 | 15 | 15 | 6 | 16 |
| City of Jackson, Ward 6, Precinct 3 | 413 | 379 | 30 | 16 | 17 | 6 | 13 |
| Columbia Township, Precinct 1 | 386 | 354 | 30 | 14 | 17 | 8 | 19 |
| Columbia Township, Precinct 2 | 339 | 294 | 29 | 23 | 24 | 9 | 6 |
| Columbia Township, Precinct 3 | 494 | 463 | 48 | 24 | 22 | 17 | 22 |
| Concord Township, Precinct 1 | 294 | 256 | 34 | 32 | 29 | 11 | 10 |
| Grass Lake Charter Township, Precinct 1 | 456 | 427 | 37 | 29 | 25 | 4 | 12 |
| Grass Lake Charter Township, Precinct 2 | 352 | 319 | 31 | 14 | 22 | 6 | 3 |
| Grass Lake Charter Township, Precinct 3 | 203 | 182 | 19 | 12 | 7 | 3 | 11 |
| Hanover Township, Precinct 1 | 214 | 187 | 25 | 10 | 22 | 8 | 6 |
| Hanover Township, Precinct 2 | 210 | 176 | 31 | 22 | 19 | 6 | 10 |
| Henrietta Township, Precinct 1 | 339 | 319 | 32 | 33 | 19 | 2 | 15 |
| Henrietta Township, Precinct 2 | 319 | 291 | 47 | 28 | 18 | 8 | 19 |
| Leoni Township, Precinct 1 | 529 | 473 | 44 | 25 | 40 | 16 | 25 |
| Leoni Township, Precinct 2 | 482 | 441 | 46 | 30 | 28 | 12 | 33 |
| Leoni Township, Precinct 3 | 423 | 391 | 48 | 34 | 31 | 11 | 17 |
| Leoni Township, Precinct 4 | 389 | 374 | 51 | 31 | 27 | 20 | 23 |
| Liberty Township, Precinct 1 | 254 | 228 | 26 | 23 | 16 | 6 | 4 |

| Precinct | Mary Anne Hering (WCP) | Logan R. Smith (WCP) | Total Votes | Unresolved Write-In |
|---|---|---|---|---|
| City of Jackson, Ward 5, Precinct 2 | 18 | 12 | 627 | 2 |
| City of Jackson, Ward 5, Precinct 3 | 14 | 11 | 508 | 2 |
| City of Jackson, Ward 6, Precinct 1 | 24 | 15 | 1,474 | 0 |
| City of Jackson, Ward 6, Precinct 2 | 39 | 29 | 1,256 | 2 |
| City of Jackson, Ward 6, Precinct 3 | 21 | 13 | 1,567 | 5 |
| Columbia Township, Precinct 1 | 36 | 39 | 1,925 | 3 |
| Columbia Township, Precinct 2 | 29 | 15 | 1,801 | 0 |
| Columbia Township, Precinct 3 | 39 | 38 | 2,611 | 5 |
| Concord Township, Precinct 1 | 39 | 38 | 2,016 | 2 |
| Grass Lake Charter Township, Precinct 1 | 38 | 30 | 2,403 | 5 |
| Grass Lake Charter Township, Precinct 2 | 27 | 18 | 1,777 | 2 |
| Grass Lake Charter Township, Precinct 3 | 23 | 11 | 917 | 0 |
| Hanover Township, Precinct 1 | 20 | 15 | 1,365 | 3 |
| Hanover Township, Precinct 2 | 30 | 30 | 1,439 | 2 |
| Henrietta Township, Precinct 1 | 39 | 24 | 1,828 | 3 |
| Henrietta Township, Precinct 2 | 40 | 33 | 1,776 | 3 |
| Leoni Township, Precinct 1 | 57 | 47 | 2,624 | 5 |
| Leoni Township, Precinct 2 | 61 | 46 | 2,324 | 4 |
| Leoni Township, Precinct 3 | 46 | 28 | 1,988 | 3 |
| Leoni Township, Precinct 4 | 55 | 55 | 2,180 | 7 |
| Liberty Township, Precinct 1 | 24 | 20 | 1,542 | 3 |

| Precinct | Times Cast | Registered Voters |
|---|---|---|
| Liberty Township, Precinct 2 | 660 | 1,007 |
| Napoleon Township, Precinct 1 | 926 | 1,817 |
| Napoleon Township, Precinct 2 | 963 | 1,662 |
| Napoleon Township, Precinct 3 | 1,123 | 1,836 |
| Norvell Township, Precinct 1 | 651 | 995 |
| Norvell Township, Precinct 2 | 801 | 1,293 |
| Parma Township, Precinct 1 | 1,022 | 2,018 |
| Pulaski Township, Precinct 1 | 780 | 1,368 |
| Rives Township, Precinct 1 | 1,115 | 2,117 |
| Rives Township, Precinct 2 | 925 | 1,464 |
| Sandstone Charter Township, Precinct 1 | 770 | 1,237 |
| Sandstone Charter Township, Precinct 2 | 556 | 874 |
| Sandstone Charter Township, Precinct 3 | 473 | 809 |
| Spring Arbor Township, Precinct 1 | 1,826 | 2,858 |
| Spring Arbor Township, Precinct 2 | 1,528 | 2,502 |
| Springport Township, Precinct 1 | 782 | 1,519 |
| Summit Township, Precinct 1 | 1,037 | 2,093 |
| Summit Township, Precinct 2 | 1,574 | 2,274 |
| Summit Township, Precinct 3 | 1,346 | 2,036 |
| Summit Township, Precinct 4 | 1,432 | 2,086 |
| Summit Township, Precinct 5 | 1,337 | 1,887 |
| Summit Township, Precinct 6 | 886 | 1,349 |
| Summit Township, Precinct 7 | 1,408 | 2,699 |
| Summit Township, Precinct 8 | 1,139 | 2,401 |
| Tompkins Township, Precinct 1 | 1,190 | 2,073 |

| Precinct | Tami Carlone (REP) | | Richard Zeile (REP) | |
|---|---|---|---|---|
| Liberty Township, Precinct 2 | 355 | | 322 | |
| Napoleon Township, Precinct 1 | 442 | | 378 | |
| Napoleon Township, Precinct 2 | 445 | | 406 | |
| Napoleon Township, Precinct 3 | 557 | | 503 | |
| Norvell Township, Precinct 1 | 312 | | 281 | |
| Norvell Township, Precinct 2 | 404 | | 370 | |
| Parma Township, Precinct 1 | 485 | | 437 | |
| Pulaski Township, Precinct 1 | 437 | | 391 | |
| Rives Township, Precinct 1 | 560 | | 515 | |
| Rives Township, Precinct 2 | 492 | | 427 | |
| Sandstone Charter Township, Precinct 1 | 410 | | 369 | |
| Sandstone Charter Township, Precinct 2 | 282 | | 259 | |
| Sandstone Charter Township, Precinct 3 | 215 | | 192 | |
| Spring Arbor Township, Precinct 1 | 1,051 | | 965 | |
| Spring Arbor Township, Precinct 2 | 798 | | 726 | |
| Springport Township, Precinct 1 | 423 | | 360 | |
| Summit Township, Precinct 1 | 435 | | 393 | |
| Summit Township, Precinct 2 | 779 | | 725 | |
| Summit Township, Precinct 3 | 586 | | 555 | |
| Summit Township, Precinct 4 | 754 | | 678 | |
| Summit Township, Precinct 5 | 730 | | 694 | |
| Summit Township, Precinct 6 | 425 | | 377 | |
| Summit Township, Precinct 7 | 686 | | 615 | |
| Summit Township, Precinct 8 | 452 | | 400 | |
| Tompkins Township, Precinct 1 | 592 | | 520 | |

| Precinct | Judith P. Pritchett (DEM) | Tiffany Tilley (DEM) | Scotty Boman (LIB) | John J. Tatar (LIB) | Karen Adams (UST) | Douglas Levesque (UST) | Sherry A. Wells (GRN) |
|---|---|---|---|---|---|---|---|
| Liberty Township, Precinct 2 | 181 | 161 | 20 | 12 | 10 | 4 | 7 |
| Napoleon Township, Precinct 1 | 282 | 274 | 23 | 21 | 21 | 5 | 14 |
| Napoleon Township, Precinct 2 | 315 | 288 | 25 | 15 | 15 | 10 | 12 |
| Napoleon Township, Precinct 3 | 349 | 310 | 33 | 16 | 20 | 12 | 10 |
| Norvell Township, Precinct 1 | 199 | 187 | 31 | 15 | 12 | 6 | 7 |
| Norvell Township, Precinct 2 | 232 | 223 | 24 | 13 | 17 | 8 | 10 |
| Parma Township, Precinct 1 | 288 | 275 | 33 | 23 | 21 | 9 | 20 |
| Pulaski Township, Precinct 1 | 194 | 162 | 24 | 18 | 24 | 6 | 9 |
| Rives Township, Precinct 1 | 328 | 278 | 44 | 28 | 22 | 8 | 11 |
| Rives Township, Precinct 2 | 246 | 216 | 29 | 16 | 26 | 10 | 13 |
| Sandstone Charter Township, Precinct 1 | 187 | 177 | 22 | 15 | 19 | 11 | 7 |
| Sandstone Charter Township, Precinct 2 | 141 | 119 | 14 | 12 | 11 | 5 | 10 |
| Sandstone Charter Township, Precinct 3 | 163 | 142 | 17 | 10 | 5 | 1 | 6 |
| Spring Arbor Township, Precinct 1 | 442 | 401 | 65 | 38 | 28 | 10 | 23 |
| Spring Arbor Township, Precinct 2 | 464 | 397 | 49 | 25 | 33 | 12 | 14 |
| Springport Township, Precinct 1 | 174 | 164 | 24 | 13 | 19 | 7 | 7 |
| Summit Township, Precinct 1 | 413 | 390 | 34 | 16 | 17 | 7 | 12 |
| Summit Township, Precinct 2 | 538 | 479 | 45 | 26 | 20 | 9 | 13 |
| Summit Township, Precinct 3 | 527 | 469 | 29 | 24 | 28 | 10 | 17 |
| Summit Township, Precinct 4 | 453 | 404 | 54 | 35 | 21 | 10 | 10 |
| Summit Township, Precinct 5 | 410 | 381 | 38 | 26 | 19 | 5 | 9 |
| Summit Township, Precinct 6 | 314 | 290 | 18 | 13 | 9 | 5 | 4 |
| Summit Township, Precinct 7 | 458 | 403 | 58 | 36 | 36 | 11 | 27 |
| Summit Township, Precinct 8 | 459 | 410 | 32 | 15 | 25 | 11 | 19 |
| Tompkins Township, Precinct 1 | 336 | 306 | 47 | 39 | 37 | 12 | 10 |

| Precinct | Mary Anne Hering (WCP) | | Logan R. Smith (WCP) | | Total Votes | Unresolved Write-In |
|---|---|---|---|---|---|---|
| Liberty Township, Precinct 2 | 25 | | 24 | | 1,121 | 2 |
| Napoleon Township, Precinct 1 | 31 | | 31 | | 1,522 | 2 |
| Napoleon Township, Precinct 2 | 30 | | 19 | | 1,580 | 2 |
| Napoleon Township, Precinct 3 | 21 | | 20 | | 1,851 | 9 |
| Norvell Township, Precinct 1 | 22 | | 19 | | 1,091 | 1 |
| Norvell Township, Precinct 2 | 27 | | 23 | | 1,351 | 7 |
| Parma Township, Precinct 1 | 36 | | 33 | | 1,660 | 1 |
| Pulaski Township, Precinct 1 | 27 | | 23 | | 1,315 | 4 |
| Rives Township, Precinct 1 | 38 | | 28 | | 1,860 | 9 |
| Rives Township, Precinct 2 | 32 | | 28 | | 1,535 | 1 |
| Sandstone Charter Township, Precinct 1 | 18 | | 18 | | 1,253 | 0 |
| Sandstone Charter Township, Precinct 2 | 21 | | 8 | | 882 | 1 |
| Sandstone Charter Township, Precinct 3 | 14 | | 7 | | 772 | 2 |
| Spring Arbor Township, Precinct 1 | 48 | | 27 | | 3,098 | 9 |
| Spring Arbor Township, Precinct 2 | 41 | | 30 | | 2,589 | 3 |
| Springport Township, Precinct 1 | 34 | | 35 | | 1,260 | 3 |
| Summit Township, Precinct 1 | 43 | | 20 | | 1,780 | 2 |
| Summit Township, Precinct 2 | 24 | | 20 | | 2,678 | 1 |
| Summit Township, Precinct 3 | 30 | | 26 | | 2,301 | 3 |
| Summit Township, Precinct 4 | 25 | | 20 | | 2,464 | 0 |
| Summit Township, Precinct 5 | 23 | | 17 | | 2,352 | 2 |
| Summit Township, Precinct 6 | 27 | | 24 | | 1,506 | 0 |
| Summit Township, Precinct 7 | 36 | | 39 | | 2,405 | 3 |
| Summit Township, Precinct 8 | 47 | | 38 | | 1,908 | 1 |
| Tompkins Township, Precinct 1 | 44 | | 44 | | 1,987 | 2 |

| Precinct | Times Cast | Registered Voters |
|---|---|---|
| Waterloo Township, Precinct 1 | 1,339 | 2,212 |
| Jackson County Michigan - Total | 61,768 | 112,175 |
| **Cumulative** | | |
| Cumulative | 0 | 0 |
| Cumulative - Total | 0 | 0 |
| County - Total | 61,768 | 112,175 |

| Precinct | Tami Carlone (REP) | | Richard Zeile (REP) | |
|---|---|---|---|---|
| Waterloo Township, Precinct 1 | 603 | | 542 | |
| Jackson County Michigan - Total | 28,249 | | 25,314 | |
| **Cumulative** | | | | |
| Cumulative | 0 | | 0 | |
| Cumulative - Total | 0 | | 0 | |
| County - Total | 28,249 | | 25,314 | |

| Precinct | Judith P. Pritchett (DEM) | | Tiffany Tilley (DEM) | | Scotty Boman (LIB) | | John J. Tatar (LIB) | | Karen Adams (UST) | | Douglas Levesque (UST) | | Sherry A. Wells (GRN) | |
|---|---|---|---|---|---|---|---|---|---|---|---|---|---|---|
| Waterloo Township, Precinct 1 | 494 | | 455 | | 39 | | 29 | | 22 | | 15 | | 20 | |
| Jackson County Michigan - Total | 21,054 | | 19,223 | | 1,992 | | 1,258 | | 1,249 | | 513 | | 826 | |
| **Cumulative** | | | | | | | | | | | | | | |
| Cumulative | 0 | | 0 | | 0 | | 0 | | 0 | | 0 | | 0 | |
| Cumulative - Total | 0 | | 0 | | 0 | | 0 | | 0 | | 0 | | 0 | |
| County - Total | 21,054 | | 19,223 | | 1,992 | | 1,258 | | 1,249 | | 513 | | 826 | |

| Precinct | Mary Anne Hering (WCP) | | Logan R. Smith (WCP) | | Total Votes | Unresolved Write-In |
|---|---|---|---|---|---|---|
| Waterloo Township, Precinct 1 | 55 | | 38 | | 2,312 | 2 |
| Jackson County Michigan - Total | 2,038 | | 1,563 | | 103,279 | 196 |
| **Cumulative** | | | | | | |
| Cumulative | 0 | | 0 | | 0 | 0 |
| Cumulative - Total | 0 | | 0 | | 0 | 0 |
| County - Total | 2,038 | | 1,563 | | 103,279 | 196 |

# U of M Regent (Vote for 2)

| Precinct | Times Cast | Registered Voters |
|---|---|---|
| **County** | | |
| **Jackson County Michigan** | | |
| Blackman Charter Township, Precinct 1 | 990 | 2,492 |
| Blackman Charter Township, Precinct 2 | 1,749 | 2,971 |
| Blackman Charter Township, Precinct 3 | 1,614 | 2,972 |
| Blackman Charter Township, Precinct 4 | 1,263 | 2,845 |
| Blackman Charter Township, Precinct 5 | 995 | 2,386 |
| City of Jackson, Ward 1, Precinct 1 | 589 | 1,679 |
| City of Jackson, Ward 1, Precinct 2 | 663 | 1,912 |
| City of Jackson, Ward 2, Precinct 1 | 680 | 1,724 |
| City of Jackson, Ward 2, Precinct 2 | 463 | 1,392 |
| City of Jackson, Ward 3, Precinct 1 | 244 | 754 |
| City of Jackson, Ward 3, Precinct 2 | 719 | 1,595 |
| City of Jackson, Ward 3, Precinct 3 | 558 | 1,215 |
| City of Jackson, Ward 4, Precinct 1 | 602 | 1,396 |
| City of Jackson, Ward 4, Precinct 2 | 567 | 1,264 |
| City of Jackson, Ward 4, Precinct 3 | 740 | 1,284 |
| City of Jackson, Ward 5, Precinct 1 | 219 | 757 |

| Precinct | Andrea Fischer Newman (REP) | | Andrew Richner (REP) | |
|---|---|---|---|---|
| **County** | | | | |
| **Jackson County Michigan** | | | | |
| Blackman Charter Township, Precinct 1 | 383 | | 317 | |
| Blackman Charter Township, Precinct 2 | 817 | | 741 | |
| Blackman Charter Township, Precinct 3 | 719 | | 688 | |
| Blackman Charter Township, Precinct 4 | 493 | | 421 | |
| Blackman Charter Township, Precinct 5 | 389 | | 338 | |
| City of Jackson, Ward 1, Precinct 1 | 124 | | 115 | |
| City of Jackson, Ward 1, Precinct 2 | 49 | | 36 | |
| City of Jackson, Ward 2, Precinct 1 | 249 | | 227 | |
| City of Jackson, Ward 2, Precinct 2 | 144 | | 120 | |
| City of Jackson, Ward 3, Precinct 1 | 68 | | 51 | |
| City of Jackson, Ward 3, Precinct 2 | 239 | | 210 | |
| City of Jackson, Ward 3, Precinct 3 | 197 | | 180 | |
| City of Jackson, Ward 4, Precinct 1 | 216 | | 210 | |
| City of Jackson, Ward 4, Precinct 2 | 186 | | 165 | |
| City of Jackson, Ward 4, Precinct 3 | 270 | | 243 | |
| City of Jackson, Ward 5, Precinct 1 | 33 | | 34 | |

| Precinct | Jordan Acker (DEM) | Paul Brown (DEM) | James Lewis Hudler (LIB) | John Jascob (LIB) | Joe Sanger (UST) | Crystal Van Sickle (UST) | Kevin A. Graves (GRN) |
|---|---|---|---|---|---|---|---|
| **County** | | | | | | | |
| **Jackson County Michigan** | | | | | | | |
| Blackman Charter Township, Precinct 1 | 408 | 356 | 23 | 18 | 19 | 41 | 21 |
| Blackman Charter Township, Precinct 2 | 545 | 520 | 31 | 35 | 29 | 58 | 16 |
| Blackman Charter Township, Precinct 3 | 506 | 475 | 31 | 35 | 27 | 39 | 16 |
| Blackman Charter Township, Precinct 4 | 479 | 437 | 26 | 31 | 29 | 48 | 27 |
| Blackman Charter Township, Precinct 5 | 378 | 334 | 24 | 33 | 23 | 45 | 21 |
| City of Jackson, Ward 1, Precinct 1 | 325 | 310 | 13 | 7 | 9 | 22 | 17 |
| City of Jackson, Ward 1, Precinct 2 | 445 | 425 | 10 | 12 | 14 | 23 | 16 |
| City of Jackson, Ward 2, Precinct 1 | 268 | 248 | 19 | 18 | 14 | 25 | 20 |
| City of Jackson, Ward 2, Precinct 2 | 194 | 200 | 12 | 7 | 17 | 20 | 11 |
| City of Jackson, Ward 3, Precinct 1 | 127 | 115 | 3 | 4 | 2 | 11 | 5 |
| City of Jackson, Ward 3, Precinct 2 | 331 | 315 | 11 | 14 | 13 | 23 | 15 |
| City of Jackson, Ward 3, Precinct 3 | 232 | 205 | 19 | 14 | 14 | 19 | 9 |
| City of Jackson, Ward 4, Precinct 1 | 249 | 228 | 16 | 13 | 13 | 20 | 11 |
| City of Jackson, Ward 4, Precinct 2 | 240 | 217 | 13 | 14 | 15 | 17 | 11 |
| City of Jackson, Ward 4, Precinct 3 | 298 | 282 | 19 | 17 | 16 | 21 | 12 |
| City of Jackson, Ward 5, Precinct 1 | 120 | 116 | 5 | 3 | 5 | 10 | 5 |

| Precinct | Marge Katchmark Sallows (NLP) | | Total Votes | Unresolved Write-In |
|---|---|---|---|---|
| **County** | | | | |
| **Jackson County Michigan** | | | | |
| Blackman Charter Township, Precinct 1 | 10 | | 1,596 | 0 |
| Blackman Charter Township, Precinct 2 | 24 | | 2,816 | 12 |
| Blackman Charter Township, Precinct 3 | 23 | | 2,559 | 4 |
| Blackman Charter Township, Precinct 4 | 17 | | 2,008 | 13 |
| Blackman Charter Township, Precinct 5 | 21 | | 1,606 | 6 |
| City of Jackson, Ward 1, Precinct 1 | 10 | | 952 | 7 |
| City of Jackson, Ward 1, Precinct 2 | 8 | | 1,038 | 6 |
| City of Jackson, Ward 2, Precinct 1 | 13 | | 1,101 | 8 |
| City of Jackson, Ward 2, Precinct 2 | 9 | | 734 | 7 |
| City of Jackson, Ward 3, Precinct 1 | 3 | | 389 | 4 |
| City of Jackson, Ward 3, Precinct 2 | 14 | | 1,185 | 3 |
| City of Jackson, Ward 3, Precinct 3 | 5 | | 894 | 7 |
| City of Jackson, Ward 4, Precinct 1 | 11 | | 987 | 5 |
| City of Jackson, Ward 4, Precinct 2 | 17 | | 895 | 7 |
| City of Jackson, Ward 4, Precinct 3 | 8 | | 1,186 | 1 |
| City of Jackson, Ward 5, Precinct 1 | 7 | | 338 | 2 |

| Precinct | Times Cast | Registered Voters |
|---|---|---|
| City of Jackson, Ward 5, Precinct 2 | 368 | 1,015 |
| City of Jackson, Ward 5, Precinct 3 | 315 | 1,194 |
| City of Jackson, Ward 6, Precinct 1 | 858 | 1,243 |
| City of Jackson, Ward 6, Precinct 2 | 746 | 1,404 |
| City of Jackson, Ward 6, Precinct 3 | 929 | 1,409 |
| Columbia Township, Precinct 1 | 1,172 | 2,019 |
| Columbia Township, Precinct 2 | 1,057 | 1,624 |
| Columbia Township, Precinct 3 | 1,587 | 2,431 |
| Concord Township, Precinct 1 | 1,195 | 1,964 |
| Grass Lake Charter Township, Precinct 1 | 1,433 | 2,119 |
| Grass Lake Charter Township, Precinct 2 | 1,057 | 1,540 |
| Grass Lake Charter Township, Precinct 3 | 553 | 854 |
| Hanover Township, Precinct 1 | 819 | 1,296 |
| Hanover Township, Precinct 2 | 882 | 1,561 |
| Henrietta Township, Precinct 1 | 1,085 | 1,639 |
| Henrietta Township, Precinct 2 | 1,048 | 1,913 |
| Leoni Township, Precinct 1 | 1,619 | 2,955 |
| Leoni Township, Precinct 2 | 1,405 | 2,840 |
| Leoni Township, Precinct 3 | 1,178 | 2,413 |
| Leoni Township, Precinct 4 | 1,290 | 2,169 |
| Liberty Township, Precinct 1 | 928 | 1,449 |

| Precinct | Andrea Fischer Newman (REP) | | Andrew Richner (REP) | |
|---|---|---|---|---|
| City of Jackson, Ward 5, Precinct 2 | 100 | | 96 | |
| City of Jackson, Ward 5, Precinct 3 | 81 | | 69 | |
| City of Jackson, Ward 6, Precinct 1 | 339 | | 312 | |
| City of Jackson, Ward 6, Precinct 2 | 246 | | 219 | |
| City of Jackson, Ward 6, Precinct 3 | 338 | | 309 | |
| Columbia Township, Precinct 1 | 546 | | 473 | |
| Columbia Township, Precinct 2 | 552 | | 508 | |
| Columbia Township, Precinct 3 | 762 | | 713 | |
| Concord Township, Precinct 1 | 655 | | 617 | |
| Grass Lake Charter Township, Precinct 1 | 702 | | 666 | |
| Grass Lake Charter Township, Precinct 2 | 521 | | 468 | |
| Grass Lake Charter Township, Precinct 3 | 236 | | 211 | |
| Hanover Township, Precinct 1 | 444 | | 410 | |
| Hanover Township, Precinct 2 | 473 | | 430 | |
| Henrietta Township, Precinct 1 | 542 | | 489 | |
| Henrietta Township, Precinct 2 | 511 | | 479 | |
| Leoni Township, Precinct 1 | 719 | | 668 | |
| Leoni Township, Precinct 2 | 602 | | 549 | |
| Leoni Township, Precinct 3 | 513 | | 458 | |
| Leoni Township, Precinct 4 | 601 | | 556 | |
| Liberty Township, Precinct 1 | 487 | | 455 | |

| Precinct | Jordan Acker (DEM) | Paul Brown (DEM) | James Lewis Hudler (LIB) | John Jascob (LIB) | Joe Sanger (UST) | Crystal Van Sickle (UST) | Kevin A. Graves (GRN) |
|---|---|---|---|---|---|---|---|
| City of Jackson, Ward 5, Precinct 2 | 188 | 168 | 8 | 11 | 4 | 9 | 9 |
| City of Jackson, Ward 5, Precinct 3 | 147 | 140 | 13 | 12 | 7 | 12 | 5 |
| City of Jackson, Ward 6, Precinct 1 | 336 | 324 | 19 | 19 | 9 | 22 | 9 |
| City of Jackson, Ward 6, Precinct 2 | 318 | 305 | 30 | 20 | 12 | 25 | 24 |
| City of Jackson, Ward 6, Precinct 3 | 408 | 368 | 20 | 19 | 11 | 22 | 11 |
| Columbia Township, Precinct 1 | 361 | 330 | 22 | 22 | 24 | 38 | 16 |
| Columbia Township, Precinct 2 | 304 | 283 | 18 | 21 | 16 | 27 | 8 |
| Columbia Township, Precinct 3 | 447 | 423 | 33 | 29 | 30 | 41 | 21 |
| Concord Township, Precinct 1 | 282 | 239 | 28 | 18 | 30 | 32 | 14 |
| Grass Lake Charter Township, Precinct 1 | 438 | 402 | 26 | 28 | 22 | 33 | 16 |
| Grass Lake Charter Township, Precinct 2 | 321 | 320 | 26 | 22 | 12 | 17 | 10 |
| Grass Lake Charter Township, Precinct 3 | 187 | 170 | 17 | 14 | 15 | 20 | 7 |
| Hanover Township, Precinct 1 | 189 | 187 | 19 | 17 | 14 | 19 | 9 |
| Hanover Township, Precinct 2 | 198 | 169 | 22 | 18 | 12 | 29 | 17 |
| Henrietta Township, Precinct 1 | 312 | 278 | 29 | 24 | 11 | 29 | 21 |
| Henrietta Township, Precinct 2 | 325 | 281 | 22 | 25 | 19 | 32 | 23 |
| Leoni Township, Precinct 1 | 486 | 453 | 26 | 31 | 32 | 51 | 23 |
| Leoni Township, Precinct 2 | 466 | 415 | 35 | 36 | 25 | 55 | 31 |
| Leoni Township, Precinct 3 | 410 | 376 | 32 | 33 | 29 | 48 | 15 |
| Leoni Township, Precinct 4 | 374 | 356 | 32 | 42 | 27 | 41 | 24 |
| Liberty Township, Precinct 1 | 240 | 224 | 26 | 18 | 9 | 14 | 9 |

| Precinct | Marge Katchmark Sallows (NLP) | | Total Votes | Unresolved Write-In |
|---|---|---|---|---|
| City of Jackson, Ward 5, Precinct 2 | 11 | | 604 | 2 |
| City of Jackson, Ward 5, Precinct 3 | 4 | | 490 | 4 |
| City of Jackson, Ward 6, Precinct 1 | 19 | | 1,408 | 0 |
| City of Jackson, Ward 6, Precinct 2 | 14 | | 1,213 | 6 |
| City of Jackson, Ward 6, Precinct 3 | 18 | | 1,524 | 8 |
| Columbia Township, Precinct 1 | 15 | | 1,847 | 3 |
| Columbia Township, Precinct 2 | 16 | | 1,753 | 0 |
| Columbia Township, Precinct 3 | 21 | | 2,520 | 5 |
| Concord Township, Precinct 1 | 13 | | 1,928 | 7 |
| Grass Lake Charter Township, Precinct 1 | 16 | | 2,349 | 5 |
| Grass Lake Charter Township, Precinct 2 | 15 | | 1,732 | 8 |
| Grass Lake Charter Township, Precinct 3 | 8 | | 885 | 0 |
| Hanover Township, Precinct 1 | 7 | | 1,315 | 3 |
| Hanover Township, Precinct 2 | 10 | | 1,378 | 7 |
| Henrietta Township, Precinct 1 | 15 | | 1,750 | 6 |
| Henrietta Township, Precinct 2 | 13 | | 1,730 | 2 |
| Leoni Township, Precinct 1 | 28 | | 2,517 | 6 |
| Leoni Township, Precinct 2 | 27 | | 2,241 | 7 |
| Leoni Township, Precinct 3 | 14 | | 1,928 | 5 |
| Leoni Township, Precinct 4 | 24 | | 2,077 | 14 |
| Liberty Township, Precinct 1 | 8 | | 1,490 | 3 |

| Precinct | Times Cast | Registered Voters |
|---|---|---|
| Liberty Township, Precinct 2 | 660 | 1,007 |
| Napoleon Township, Precinct 1 | 926 | 1,817 |
| Napoleon Township, Precinct 2 | 963 | 1,662 |
| Napoleon Township, Precinct 3 | 1,123 | 1,836 |
| Norvell Township, Precinct 1 | 651 | 995 |
| Norvell Township, Precinct 2 | 801 | 1,293 |
| Parma Township, Precinct 1 | 1,022 | 2,018 |
| Pulaski Township, Precinct 1 | 780 | 1,368 |
| Rives Township, Precinct 1 | 1,115 | 2,117 |
| Rives Township, Precinct 2 | 925 | 1,464 |
| Sandstone Charter Township, Precinct 1 | 770 | 1,237 |
| Sandstone Charter Township, Precinct 2 | 556 | 874 |
| Sandstone Charter Township, Precinct 3 | 473 | 809 |
| Spring Arbor Township, Precinct 1 | 1,826 | 2,858 |
| Spring Arbor Township, Precinct 2 | 1,528 | 2,502 |
| Springport Township, Precinct 1 | 782 | 1,519 |
| Summit Township, Precinct 1 | 1,037 | 2,093 |
| Summit Township, Precinct 2 | 1,574 | 2,274 |
| Summit Township, Precinct 3 | 1,346 | 2,036 |
| Summit Township, Precinct 4 | 1,432 | 2,086 |
| Summit Township, Precinct 5 | 1,337 | 1,887 |
| Summit Township, Precinct 6 | 886 | 1,349 |
| Summit Township, Precinct 7 | 1,408 | 2,699 |
| Summit Township, Precinct 8 | 1,139 | 2,401 |
| Tompkins Township, Precinct 1 | 1,190 | 2,073 |

| Precinct | Andrea Fischer Newman (REP) | | Andrew Richner (REP) | |
|---|---|---|---|---|
| Liberty Township, Precinct 2 | 353 | | 308 | |
| Napoleon Township, Precinct 1 | 433 | | 403 | |
| Napoleon Township, Precinct 2 | 438 | | 407 | |
| Napoleon Township, Precinct 3 | 553 | | 499 | |
| Norvell Township, Precinct 1 | 323 | | 291 | |
| Norvell Township, Precinct 2 | 397 | | 381 | |
| Parma Township, Precinct 1 | 484 | | 434 | |
| Pulaski Township, Precinct 1 | 430 | | 393 | |
| Rives Township, Precinct 1 | 545 | | 511 | |
| Rives Township, Precinct 2 | 477 | | 447 | |
| Sandstone Charter Township, Precinct 1 | 399 | | 366 | |
| Sandstone Charter Township, Precinct 2 | 279 | | 260 | |
| Sandstone Charter Township, Precinct 3 | 212 | | 185 | |
| Spring Arbor Township, Precinct 1 | 1,062 | | 964 | |
| Spring Arbor Township, Precinct 2 | 785 | | 747 | |
| Springport Township, Precinct 1 | 405 | | 382 | |
| Summit Township, Precinct 1 | 429 | | 401 | |
| Summit Township, Precinct 2 | 764 | | 726 | |
| Summit Township, Precinct 3 | 597 | | 550 | |
| Summit Township, Precinct 4 | 756 | | 683 | |
| Summit Township, Precinct 5 | 717 | | 687 | |
| Summit Township, Precinct 6 | 415 | | 382 | |
| Summit Township, Precinct 7 | 703 | | 634 | |
| Summit Township, Precinct 8 | 444 | | 399 | |
| Tompkins Township, Precinct 1 | 595 | | 552 | |

| Precinct | Jordan Acker (DEM) | Paul Brown (DEM) | James Lewis Hudler (LIB) | John Jascob (LIB) | Joe Sanger (UST) | Crystal Van Sickle (UST) | Kevin A. Graves (GRN) |
|---|---|---|---|---|---|---|---|
| Liberty Township, Precinct 2 | 175 | 148 | 18 | 13 | 7 | 24 | 13 |
| Napoleon Township, Precinct 1 | 272 | 243 | 20 | 21 | 24 | 34 | 13 |
| Napoleon Township, Precinct 2 | 304 | 278 | 14 | 14 | 17 | 28 | 14 |
| Napoleon Township, Precinct 3 | 316 | 294 | 30 | 25 | 23 | 31 | 7 |
| Norvell Township, Precinct 1 | 194 | 175 | 18 | 20 | 12 | 18 | 10 |
| Norvell Township, Precinct 2 | 221 | 213 | 16 | 17 | 15 | 29 | 17 |
| Parma Township, Precinct 1 | 287 | 261 | 25 | 20 | 19 | 31 | 24 |
| Pulaski Township, Precinct 1 | 171 | 164 | 22 | 25 | 19 | 20 | 10 |
| Rives Township, Precinct 1 | 291 | 274 | 28 | 19 | 26 | 36 | 21 |
| Rives Township, Precinct 2 | 225 | 210 | 14 | 20 | 20 | 36 | 19 |
| Sandstone Charter Township, Precinct 1 | 172 | 175 | 13 | 8 | 15 | 23 | 11 |
| Sandstone Charter Township, Precinct 2 | 127 | 118 | 12 | 12 | 14 | 16 | 7 |
| Sandstone Charter Township, Precinct 3 | 149 | 132 | 10 | 11 | 6 | 17 | 9 |
| Spring Arbor Township, Precinct 1 | 407 | 361 | 48 | 42 | 20 | 36 | 30 |
| Spring Arbor Township, Precinct 2 | 417 | 393 | 44 | 37 | 24 | 35 | 21 |
| Springport Township, Precinct 1 | 172 | 156 | 7 | 11 | 18 | 34 | 12 |
| Summit Township, Precinct 1 | 394 | 370 | 20 | 20 | 14 | 34 | 17 |
| Summit Township, Precinct 2 | 493 | 458 | 35 | 31 | 18 | 32 | 16 |
| Summit Township, Precinct 3 | 475 | 443 | 24 | 23 | 23 | 38 | 16 |
| Summit Township, Precinct 4 | 412 | 388 | 44 | 43 | 24 | 31 | 11 |
| Summit Township, Precinct 5 | 387 | 370 | 27 | 22 | 20 | 23 | 12 |
| Summit Township, Precinct 6 | 293 | 274 | 14 | 18 | 13 | 25 | 9 |
| Summit Township, Precinct 7 | 415 | 375 | 36 | 31 | 23 | 37 | 27 |
| Summit Township, Precinct 8 | 443 | 399 | 23 | 20 | 22 | 48 | 17 |
| Tompkins Township, Precinct 1 | 315 | 286 | 33 | 35 | 27 | 49 | 11 |

| Precinct | Marge Katchmark Sallows (NLP) | | Total Votes | Unresolved Write-In |
|---|---|---|---|---|
| Liberty Township, Precinct 2 | 17 | | 1,076 | 6 |
| Napoleon Township, Precinct 1 | 9 | | 1,472 | 4 |
| Napoleon Township, Precinct 2 | 8 | | 1,522 | 7 |
| Napoleon Township, Precinct 3 | 10 | | 1,788 | 11 |
| Norvell Township, Precinct 1 | 7 | | 1,068 | 5 |
| Norvell Township, Precinct 2 | 12 | | 1,318 | 6 |
| Parma Township, Precinct 1 | 18 | | 1,603 | 3 |
| Pulaski Township, Precinct 1 | 11 | | 1,265 | 7 |
| Rives Township, Precinct 1 | 18 | | 1,769 | 9 |
| Rives Township, Precinct 2 | 14 | | 1,482 | 3 |
| Sandstone Charter Township, Precinct 1 | 10 | | 1,192 | 2 |
| Sandstone Charter Township, Precinct 2 | 7 | | 852 | 0 |
| Sandstone Charter Township, Precinct 3 | 7 | | 738 | 6 |
| Spring Arbor Township, Precinct 1 | 24 | | 2,994 | 11 |
| Spring Arbor Township, Precinct 2 | 17 | | 2,520 | 1 |
| Springport Township, Precinct 1 | 14 | | 1,211 | 5 |
| Summit Township, Precinct 1 | 18 | | 1,717 | 4 |
| Summit Township, Precinct 2 | 18 | | 2,591 | 2 |
| Summit Township, Precinct 3 | 21 | | 2,210 | 4 |
| Summit Township, Precinct 4 | 6 | | 2,398 | 3 |
| Summit Township, Precinct 5 | 8 | | 2,273 | 4 |
| Summit Township, Precinct 6 | 14 | | 1,457 | 3 |
| Summit Township, Precinct 7 | 24 | | 2,305 | 6 |
| Summit Township, Precinct 8 | 23 | | 1,838 | 6 |
| Tompkins Township, Precinct 1 | 19 | | 1,922 | 4 |

| Precinct | Times Cast | Registered Voters |
|---|---|---|
| Waterloo Township, Precinct 1 | 1,339 | 2,212 |
| Jackson County Michigan - Total | 61,768 | 112,175 |
| **Cumulative** | | |
| Cumulative | 0 | 0 |
| Cumulative - Total | 0 | 0 |
| County - Total | 61,768 | 112,175 |

| Precinct | Andrea Fischer Newman (REP) | | Andrew Richner (REP) | |
|---|---|---|---|---|
| Waterloo Township, Precinct 1 | 602 | | 550 | |
| Jackson County Michigan - Total | 28,143 | | 25,793 | |
| **Cumulative** | | | | |
| Cumulative | 0 | | 0 | |
| Cumulative - Total | 0 | | 0 | |
| County - Total | 28,143 | | 25,793 | |

| Precinct | Jordan Acker (DEM) | | Paul Brown (DEM) | | James Lewis Hudler (LIB) | | John Jascob (LIB) | | Joe Sanger (UST) | | Crystal Van Sickle (UST) | | Kevin A. Graves (GRN) | |
|---|---|---|---|---|---|---|---|---|---|---|---|---|---|---|
| Waterloo Township, Precinct 1 | 456 | | 435 | | 30 | | 43 | | 20 | | 28 | | 25 | |
| Jackson County Michigan - Total | 19,865 | | 18,387 | | 1,403 | | 1,355 | | 1,112 | | 1,851 | | 954 | |
| **Cumulative** | | | | | | | | | | | | | | |
| Cumulative | 0 | | 0 | | 0 | | 0 | | 0 | | 0 | | 0 | |
| Cumulative - Total | 0 | | 0 | | 0 | | 0 | | 0 | | 0 | | 0 | |
| County - Total | 19,865 | | 18,387 | | 1,403 | | 1,355 | | 1,112 | | 1,851 | | 954 | |

| Precinct | Marge Katchmark Sallows (NLP) | | Total Votes | Unresolved Write-In |
|---|---|---|---|---|
| Waterloo Township, Precinct 1 | 23 | | 2,212 | 3 |
| Jackson County Michigan - Total | 893 | | 99,756 | 318 |
| **Cumulative** | | | | |
| Cumulative | 0 | | 0 | 0 |
| Cumulative - Total | 0 | | 0 | 0 |
| County - Total | 893 | | 99,756 | 318 |

# MSU Trustee (Vote for 2)

| Precinct | Times Cast | Registered Voters |
|---|---|---|
| **County** | | |
| **Jackson County Michigan** | | |
| Blackman Charter Township, Precinct 1 | 990 | 2,492 |
| Blackman Charter Township, Precinct 2 | 1,749 | 2,971 |
| Blackman Charter Township, Precinct 3 | 1,614 | 2,972 |
| Blackman Charter Township, Precinct 4 | 1,263 | 2,845 |
| Blackman Charter Township, Precinct 5 | 995 | 2,386 |
| City of Jackson, Ward 1, Precinct 1 | 589 | 1,679 |
| City of Jackson, Ward 1, Precinct 2 | 663 | 1,912 |
| City of Jackson, Ward 2, Precinct 1 | 680 | 1,724 |
| City of Jackson, Ward 2, Precinct 2 | 463 | 1,392 |
| City of Jackson, Ward 3, Precinct 1 | 244 | 754 |
| City of Jackson, Ward 3, Precinct 2 | 719 | 1,595 |
| City of Jackson, Ward 3, Precinct 3 | 558 | 1,215 |
| City of Jackson, Ward 4, Precinct 1 | 602 | 1,396 |
| City of Jackson, Ward 4, Precinct 2 | 567 | 1,264 |
| City of Jackson, Ward 4, Precinct 3 | 740 | 1,284 |
| City of Jackson, Ward 5, Precinct 1 | 219 | 757 |

| Precinct | Dave Dutch (REP) | | Mike Miller (REP) | |
|---|---|---|---|---|
| **County** | | | | |
| **Jackson County Michigan** | | | | |
| Blackman Charter Township, Precinct 1 | 335 | | 343 | |
| Blackman Charter Township, Precinct 2 | 750 | | 779 | |
| Blackman Charter Township, Precinct 3 | 707 | | 697 | |
| Blackman Charter Township, Precinct 4 | 445 | | 441 | |
| Blackman Charter Township, Precinct 5 | 363 | | 344 | |
| City of Jackson, Ward 1, Precinct 1 | 111 | | 115 | |
| City of Jackson, Ward 1, Precinct 2 | 45 | | 43 | |
| City of Jackson, Ward 2, Precinct 1 | 221 | | 225 | |
| City of Jackson, Ward 2, Precinct 2 | 133 | | 126 | |
| City of Jackson, Ward 3, Precinct 1 | 56 | | 54 | |
| City of Jackson, Ward 3, Precinct 2 | 228 | | 228 | |
| City of Jackson, Ward 3, Precinct 3 | 181 | | 180 | |
| City of Jackson, Ward 4, Precinct 1 | 203 | | 200 | |
| City of Jackson, Ward 4, Precinct 2 | 166 | | 169 | |
| City of Jackson, Ward 4, Precinct 3 | 243 | | 257 | |
| City of Jackson, Ward 5, Precinct 1 | 31 | | 35 | |

| Precinct | Brianna T. Scott (DEM) | | Kelly Charron Tebay (DEM) | | Bruce Campbell (LIB) | | Tim Orzechowski (LIB) | | Janet M. Sanger (UST) | | John Paul Sanger (UST) | | Aaron Mariasy (GRN) | |
|---|---|---|---|---|---|---|---|---|---|---|---|---|---|---|
| **County** | | | | | | | | | | | | | | |
| **Jackson County Michigan** | | | | | | | | | | | | | | |
| Blackman Charter Township, Precinct 1 | 429 | | 353 | | 29 | | 15 | | 31 | | 16 | | 14 | |
| Blackman Charter Township, Precinct 2 | 584 | | 528 | | 41 | | 36 | | 42 | | 24 | | 19 | |
| Blackman Charter Township, Precinct 3 | 522 | | 487 | | 46 | | 31 | | 27 | | 18 | | 12 | |
| Blackman Charter Township, Precinct 4 | 514 | | 431 | | 49 | | 25 | | 39 | | 26 | | 22 | |
| Blackman Charter Township, Precinct 5 | 386 | | 336 | | 26 | | 22 | | 41 | | 25 | | 15 | |
| City of Jackson, Ward 1, Precinct 1 | 350 | | 286 | | 21 | | 5 | | 18 | | 14 | | 18 | |
| City of Jackson, Ward 1, Precinct 2 | 490 | | 378 | | 15 | | 10 | | 18 | | 14 | | 11 | |
| City of Jackson, Ward 2, Precinct 1 | 297 | | 250 | | 23 | | 15 | | 36 | | 16 | | 9 | |
| City of Jackson, Ward 2, Precinct 2 | 217 | | 192 | | 13 | | 9 | | 18 | | 13 | | 5 | |
| City of Jackson, Ward 3, Precinct 1 | 127 | | 109 | | 7 | | 2 | | 8 | | 3 | | 4 | |
| City of Jackson, Ward 3, Precinct 2 | 345 | | 305 | | 16 | | 14 | | 14 | | 7 | | 9 | |
| City of Jackson, Ward 3, Precinct 3 | 240 | | 205 | | 20 | | 14 | | 20 | | 12 | | 10 | |
| City of Jackson, Ward 4, Precinct 1 | 267 | | 242 | | 14 | | 13 | | 13 | | 5 | | 7 | |
| City of Jackson, Ward 4, Precinct 2 | 264 | | 219 | | 26 | | 13 | | 17 | | 6 | | 12 | |
| City of Jackson, Ward 4, Precinct 3 | 325 | | 284 | | 23 | | 18 | | 12 | | 13 | | 12 | |
| City of Jackson, Ward 5, Precinct 1 | 127 | | 111 | | 7 | | 2 | | 9 | | 1 | | 5 | |

| Precinct | Bridgette R. Abraham-Guzman (NLP) | | Total Votes | Unresolved Write-In |
|---|---|---|---|---|
| **County** | | | | |
| **Jackson County Michigan** | | | | |
| Blackman Charter Township, Precinct 1 | 11 | | 1,576 | 5 |
| Blackman Charter Township, Precinct 2 | 21 | | 2,824 | 12 |
| Blackman Charter Township, Precinct 3 | 23 | | 2,570 | 3 |
| Blackman Charter Township, Precinct 4 | 19 | | 2,011 | 11 |
| Blackman Charter Township, Precinct 5 | 19 | | 1,577 | 7 |
| City of Jackson, Ward 1, Precinct 1 | 9 | | 947 | 5 |
| City of Jackson, Ward 1, Precinct 2 | 13 | | 1,037 | 5 |
| City of Jackson, Ward 2, Precinct 1 | 10 | | 1,102 | 7 |
| City of Jackson, Ward 2, Precinct 2 | 13 | | 739 | 6 |
| City of Jackson, Ward 3, Precinct 1 | 6 | | 376 | 4 |
| City of Jackson, Ward 3, Precinct 2 | 9 | | 1,175 | 3 |
| City of Jackson, Ward 3, Precinct 3 | 9 | | 891 | 8 |
| City of Jackson, Ward 4, Precinct 1 | 9 | | 973 | 7 |
| City of Jackson, Ward 4, Precinct 2 | 13 | | 905 | 2 |
| City of Jackson, Ward 4, Precinct 3 | 12 | | 1,199 | 1 |
| City of Jackson, Ward 5, Precinct 1 | 8 | | 336 | 1 |

| Precinct | Times Cast | Registered Voters |
|---|---|---|
| City of Jackson, Ward 5, Precinct 2 | 368 | 1,015 |
| City of Jackson, Ward 5, Precinct 3 | 315 | 1,194 |
| City of Jackson, Ward 6, Precinct 1 | 858 | 1,243 |
| City of Jackson, Ward 6, Precinct 2 | 746 | 1,404 |
| City of Jackson, Ward 6, Precinct 3 | 929 | 1,409 |
| Columbia Township, Precinct 1 | 1,172 | 2,019 |
| Columbia Township, Precinct 2 | 1,057 | 1,624 |
| Columbia Township, Precinct 3 | 1,587 | 2,431 |
| Concord Township, Precinct 1 | 1,195 | 1,964 |
| Grass Lake Charter Township, Precinct 1 | 1,433 | 2,119 |
| Grass Lake Charter Township, Precinct 2 | 1,057 | 1,540 |
| Grass Lake Charter Township, Precinct 3 | 553 | 854 |
| Hanover Township, Precinct 1 | 819 | 1,296 |
| Hanover Township, Precinct 2 | 882 | 1,561 |
| Henrietta Township, Precinct 1 | 1,085 | 1,639 |
| Henrietta Township, Precinct 2 | 1,048 | 1,913 |
| Leoni Township, Precinct 1 | 1,619 | 2,955 |
| Leoni Township, Precinct 2 | 1,405 | 2,840 |
| Leoni Township, Precinct 3 | 1,178 | 2,413 |
| Leoni Township, Precinct 4 | 1,290 | 2,169 |
| Liberty Township, Precinct 1 | 928 | 1,449 |

| Precinct | Dave Dutch (REP) | | Mike Miller (REP) | |
|---|---|---|---|---|
| City of Jackson, Ward 5, Precinct 2 | 103 | | 99 | |
| City of Jackson, Ward 5, Precinct 3 | 71 | | 68 | |
| City of Jackson, Ward 6, Precinct 1 | 315 | | 318 | |
| City of Jackson, Ward 6, Precinct 2 | 225 | | 226 | |
| City of Jackson, Ward 6, Precinct 3 | 322 | | 325 | |
| Columbia Township, Precinct 1 | 484 | | 494 | |
| Columbia Township, Precinct 2 | 523 | | 506 | |
| Columbia Township, Precinct 3 | 717 | | 716 | |
| Concord Township, Precinct 1 | 629 | | 605 | |
| Grass Lake Charter Township, Precinct 1 | 653 | | 665 | |
| Grass Lake Charter Township, Precinct 2 | 492 | | 470 | |
| Grass Lake Charter Township, Precinct 3 | 221 | | 220 | |
| Hanover Township, Precinct 1 | 429 | | 419 | |
| Hanover Township, Precinct 2 | 448 | | 462 | |
| Henrietta Township, Precinct 1 | 511 | | 514 | |
| Henrietta Township, Precinct 2 | 494 | | 496 | |
| Leoni Township, Precinct 1 | 677 | | 664 | |
| Leoni Township, Precinct 2 | 544 | | 563 | |
| Leoni Township, Precinct 3 | 466 | | 483 | |
| Leoni Township, Precinct 4 | 577 | | 573 | |
| Liberty Township, Precinct 1 | 464 | | 472 | |

| Precinct | Brianna T. Scott (DEM) | Kelly Charron Tebay (DEM) | Bruce Campbell (LIB) | Tim Orzechowski (LIB) | Janet M. Sanger (UST) | John Paul Sanger (UST) | Aaron Mariasy (GRN) |
|---|---|---|---|---|---|---|---|
| City of Jackson, Ward 5, Precinct 2 | 186 | 169 | 14 | 9 | 13 | 5 | 8 |
| City of Jackson, Ward 5, Precinct 3 | 153 | 138 | 19 | 14 | 13 | 2 | 5 |
| City of Jackson, Ward 6, Precinct 1 | 353 | 325 | 26 | 14 | 15 | 11 | 14 |
| City of Jackson, Ward 6, Precinct 2 | 354 | 286 | 36 | 18 | 17 | 14 | 18 |
| City of Jackson, Ward 6, Precinct 3 | 424 | 380 | 20 | 14 | 18 | 11 | 9 |
| Columbia Township, Precinct 1 | 375 | 339 | 36 | 22 | 34 | 24 | 11 |
| Columbia Township, Precinct 2 | 316 | 304 | 26 | 24 | 22 | 11 | 10 |
| Columbia Township, Precinct 3 | 478 | 438 | 40 | 31 | 39 | 21 | 16 |
| Concord Township, Precinct 1 | 289 | 252 | 26 | 22 | 30 | 25 | 8 |
| Grass Lake Charter Township, Precinct 1 | 449 | 421 | 34 | 26 | 29 | 14 | 17 |
| Grass Lake Charter Township, Precinct 2 | 340 | 303 | 34 | 23 | 16 | 11 | 4 |
| Grass Lake Charter Township, Precinct 3 | 189 | 167 | 17 | 11 | 16 | 13 | 8 |
| Hanover Township, Precinct 1 | 207 | 191 | 19 | 15 | 18 | 9 | 5 |
| Hanover Township, Precinct 2 | 208 | 186 | 18 | 8 | 30 | 12 | 12 |
| Henrietta Township, Precinct 1 | 320 | 287 | 35 | 21 | 24 | 8 | 17 |
| Henrietta Township, Precinct 2 | 315 | 292 | 32 | 21 | 36 | 24 | 16 |
| Leoni Township, Precinct 1 | 521 | 452 | 45 | 29 | 58 | 28 | 16 |
| Leoni Township, Precinct 2 | 472 | 426 | 48 | 34 | 53 | 30 | 31 |
| Leoni Township, Precinct 3 | 421 | 384 | 45 | 20 | 38 | 27 | 16 |
| Leoni Township, Precinct 4 | 399 | 336 | 39 | 33 | 44 | 38 | 16 |
| Liberty Township, Precinct 1 | 237 | 215 | 28 | 19 | 12 | 9 | 7 |

| Precinct | Bridgette R. Abraham-Guzman (NLP) | | Total Votes | Unresolved Write-In |
|---|---|---|---|---|
| City of Jackson, Ward 5, Precinct 2 | 5 | | 611 | 3 |
| City of Jackson, Ward 5, Precinct 3 | 4 | | 487 | 5 |
| City of Jackson, Ward 6, Precinct 1 | 15 | | 1,406 | 0 |
| City of Jackson, Ward 6, Precinct 2 | 13 | | 1,207 | 6 |
| City of Jackson, Ward 6, Precinct 3 | 13 | | 1,536 | 8 |
| Columbia Township, Precinct 1 | 19 | | 1,838 | 3 |
| Columbia Township, Precinct 2 | 18 | | 1,760 | 0 |
| Columbia Township, Precinct 3 | 18 | | 2,514 | 6 |
| Concord Township, Precinct 1 | 14 | | 1,900 | 7 |
| Grass Lake Charter Township, Precinct 1 | 11 | | 2,319 | 5 |
| Grass Lake Charter Township, Precinct 2 | 11 | | 1,704 | 11 |
| Grass Lake Charter Township, Precinct 3 | 8 | | 870 | 0 |
| Hanover Township, Precinct 1 | 14 | | 1,326 | 3 |
| Hanover Township, Precinct 2 | 14 | | 1,398 | 4 |
| Henrietta Township, Precinct 1 | 20 | | 1,757 | 3 |
| Henrietta Township, Precinct 2 | 8 | | 1,734 | 2 |
| Leoni Township, Precinct 1 | 35 | | 2,525 | 8 |
| Leoni Township, Precinct 2 | 35 | | 2,236 | 7 |
| Leoni Township, Precinct 3 | 19 | | 1,919 | 4 |
| Leoni Township, Precinct 4 | 9 | | 2,064 | 10 |
| Liberty Township, Precinct 1 | 9 | | 1,472 | 3 |

| Precinct | Times Cast | Registered Voters |
|---|---|---|
| Liberty Township, Precinct 2 | 660 | 1,007 |
| Napoleon Township, Precinct 1 | 926 | 1,817 |
| Napoleon Township, Precinct 2 | 963 | 1,662 |
| Napoleon Township, Precinct 3 | 1,123 | 1,836 |
| Norvell Township, Precinct 1 | 651 | 995 |
| Norvell Township, Precinct 2 | 801 | 1,293 |
| Parma Township, Precinct 1 | 1,022 | 2,018 |
| Pulaski Township, Precinct 1 | 780 | 1,368 |
| Rives Township, Precinct 1 | 1,115 | 2,117 |
| Rives Township, Precinct 2 | 925 | 1,464 |
| Sandstone Charter Township, Precinct 1 | 770 | 1,237 |
| Sandstone Charter Township, Precinct 2 | 556 | 874 |
| Sandstone Charter Township, Precinct 3 | 473 | 809 |
| Spring Arbor Township, Precinct 1 | 1,826 | 2,858 |
| Spring Arbor Township, Precinct 2 | 1,528 | 2,502 |
| Springport Township, Precinct 1 | 782 | 1,519 |
| Summit Township, Precinct 1 | 1,037 | 2,093 |
| Summit Township, Precinct 2 | 1,574 | 2,274 |
| Summit Township, Precinct 3 | 1,346 | 2,036 |
| Summit Township, Precinct 4 | 1,432 | 2,086 |
| Summit Township, Precinct 5 | 1,337 | 1,887 |
| Summit Township, Precinct 6 | 886 | 1,349 |
| Summit Township, Precinct 7 | 1,408 | 2,699 |
| Summit Township, Precinct 8 | 1,139 | 2,401 |
| Tompkins Township, Precinct 1 | 1,190 | 2,073 |

| Precinct | Dave Dutch (REP) | | Mike Miller (REP) | |
|---|---|---|---|---|
| Liberty Township, Precinct 2 | 337 | | 326 | |
| Napoleon Township, Precinct 1 | 393 | | 398 | |
| Napoleon Township, Precinct 2 | 417 | | 420 | |
| Napoleon Township, Precinct 3 | 505 | | 526 | |
| Norvell Township, Precinct 1 | 306 | | 292 | |
| Norvell Township, Precinct 2 | 374 | | 382 | |
| Parma Township, Precinct 1 | 442 | | 459 | |
| Pulaski Township, Precinct 1 | 406 | | 417 | |
| Rives Township, Precinct 1 | 506 | | 535 | |
| Rives Township, Precinct 2 | 465 | | 466 | |
| Sandstone Charter Township, Precinct 1 | 387 | | 375 | |
| Sandstone Charter Township, Precinct 2 | 271 | | 264 | |
| Sandstone Charter Township, Precinct 3 | 192 | | 197 | |
| Spring Arbor Township, Precinct 1 | 985 | | 993 | |
| Spring Arbor Township, Precinct 2 | 735 | | 754 | |
| Springport Township, Precinct 1 | 391 | | 396 | |
| Summit Township, Precinct 1 | 402 | | 421 | |
| Summit Township, Precinct 2 | 728 | | 738 | |
| Summit Township, Precinct 3 | 541 | | 554 | |
| Summit Township, Precinct 4 | 702 | | 688 | |
| Summit Township, Precinct 5 | 675 | | 693 | |
| Summit Township, Precinct 6 | 390 | | 403 | |
| Summit Township, Precinct 7 | 651 | | 654 | |
| Summit Township, Precinct 8 | 406 | | 418 | |
| Tompkins Township, Precinct 1 | 566 | | 571 | |

| Precinct | Brianna T. Scott (DEM) | Kelly Charron Tebay (DEM) | Bruce Campbell (LIB) | Tim Orzechowski (LIB) | Janet M. Sanger (UST) | John Paul Sanger (UST) | Aaron Mariasy (GRN) |
|---|---|---|---|---|---|---|---|
| Liberty Township, Precinct 2 | 175 | 153 | 17 | 19 | 16 | 9 | 13 |
| Napoleon Township, Precinct 1 | 297 | 251 | 28 | 16 | 24 | 25 | 11 |
| Napoleon Township, Precinct 2 | 309 | 278 | 22 | 16 | 27 | 18 | 9 |
| Napoleon Township, Precinct 3 | 344 | 291 | 35 | 32 | 21 | 13 | 9 |
| Norvell Township, Precinct 1 | 194 | 180 | 21 | 13 | 12 | 13 | 8 |
| Norvell Township, Precinct 2 | 230 | 227 | 16 | 16 | 23 | 17 | 14 |
| Parma Township, Precinct 1 | 296 | 261 | 37 | 27 | 17 | 20 | 15 |
| Pulaski Township, Precinct 1 | 178 | 154 | 28 | 25 | 22 | 17 | 8 |
| Rives Township, Precinct 1 | 314 | 276 | 39 | 31 | 32 | 18 | 12 |
| Rives Township, Precinct 2 | 242 | 208 | 26 | 13 | 31 | 19 | 9 |
| Sandstone Charter Township, Precinct 1 | 186 | 164 | 22 | 12 | 20 | 15 | 8 |
| Sandstone Charter Township, Precinct 2 | 136 | 120 | 10 | 10 | 15 | 12 | 9 |
| Sandstone Charter Township, Precinct 3 | 147 | 125 | 15 | 14 | 14 | 7 | 8 |
| Spring Arbor Township, Precinct 1 | 434 | 399 | 54 | 47 | 33 | 18 | 19 |
| Spring Arbor Township, Precinct 2 | 441 | 401 | 42 | 32 | 41 | 25 | 15 |
| Springport Township, Precinct 1 | 182 | 159 | 18 | 12 | 26 | 21 | 10 |
| Summit Township, Precinct 1 | 408 | 363 | 25 | 16 | 29 | 16 | 12 |
| Summit Township, Precinct 2 | 515 | 469 | 39 | 30 | 26 | 14 | 5 |
| Summit Township, Precinct 3 | 496 | 469 | 39 | 25 | 36 | 13 | 14 |
| Summit Township, Precinct 4 | 441 | 392 | 52 | 40 | 32 | 23 | 6 |
| Summit Township, Precinct 5 | 418 | 379 | 34 | 24 | 17 | 12 | 10 |
| Summit Township, Precinct 6 | 296 | 292 | 20 | 10 | 25 | 11 | 8 |
| Summit Township, Precinct 7 | 432 | 398 | 43 | 34 | 34 | 19 | 14 |
| Summit Township, Precinct 8 | 473 | 412 | 31 | 22 | 26 | 21 | 10 |
| Tompkins Township, Precinct 1 | 332 | 310 | 39 | 22 | 30 | 24 | 15 |

| Precinct | Bridgette R. Abraham-Guzman (NLP) | | Total Votes | Unresolved Write-In |
|---|---|---|---|---|
| Liberty Township, Precinct 2 | 12 | | 1,077 | 5 |
| Napoleon Township, Precinct 1 | 19 | | 1,462 | 2 |
| Napoleon Township, Precinct 2 | 9 | | 1,525 | 7 |
| Napoleon Township, Precinct 3 | 15 | | 1,791 | 7 |
| Norvell Township, Precinct 1 | 8 | | 1,047 | 6 |
| Norvell Township, Precinct 2 | 11 | | 1,310 | 7 |
| Parma Township, Precinct 1 | 22 | | 1,596 | 5 |
| Pulaski Township, Precinct 1 | 10 | | 1,265 | 4 |
| Rives Township, Precinct 1 | 12 | | 1,775 | 9 |
| Rives Township, Precinct 2 | 13 | | 1,492 | 3 |
| Sandstone Charter Township, Precinct 1 | 14 | | 1,203 | 2 |
| Sandstone Charter Township, Precinct 2 | 8 | | 855 | 0 |
| Sandstone Charter Township, Precinct 3 | 7 | | 726 | 6 |
| Spring Arbor Township, Precinct 1 | 21 | | 3,003 | 13 |
| Spring Arbor Township, Precinct 2 | 20 | | 2,506 | 6 |
| Springport Township, Precinct 1 | 12 | | 1,227 | 4 |
| Summit Township, Precinct 1 | 17 | | 1,709 | 7 |
| Summit Township, Precinct 2 | 16 | | 2,580 | 2 |
| Summit Township, Precinct 3 | 16 | | 2,203 | 4 |
| Summit Township, Precinct 4 | 16 | | 2,392 | 5 |
| Summit Township, Precinct 5 | 7 | | 2,269 | 7 |
| Summit Township, Precinct 6 | 7 | | 1,462 | 3 |
| Summit Township, Precinct 7 | 24 | | 2,303 | 5 |
| Summit Township, Precinct 8 | 17 | | 1,836 | 9 |
| Tompkins Township, Precinct 1 | 25 | | 1,934 | 2 |

| Precinct | Times Cast | Registered Voters |
|---|---|---|
| Waterloo Township, Precinct 1 | 1,339 | 2,212 |
| Jackson County Michigan - Total | 61,768 | 112,175 |
| **Cumulative** | | |
| Cumulative | 0 | 0 |
| Cumulative - Total | 0 | 0 |
| County - Total | 61,768 | 112,175 |

| Precinct | Dave Dutch (REP) | | Mike Miller (REP) | |
|---|---|---|---|---|
| Waterloo Township, Precinct 1 | 557 | | 570 | |
| Jackson County Michigan - Total | 26,313 | | 26,504 | |
| **Cumulative** | | | | |
| Cumulative | 0 | | 0 | |
| Cumulative - Total | 0 | | 0 | |
| County - Total | 26,313 | | 26,504 | |

| Precinct | Brianna T. Scott (DEM) | | Kelly Charron Tebay (DEM) | | Bruce Campbell (LIB) | | Tim Orzechowski (LIB) | | Janet M. Sanger (UST) | | John Paul Sanger (UST) | | Aaron Mariasy (GRN) | |
|---|---|---|---|---|---|---|---|---|---|---|---|---|---|---|
| Waterloo Township, Precinct 1 | 482 | | 430 | | 45 | | 29 | | 28 | | 18 | | 17 | |
| Jackson County Michigan - Total | 20,888 | | 18,568 | | 1,810 | | 1,259 | | 1,595 | | 998 | | 736 | |
| **Cumulative** | | | | | | | | | | | | | | |
| Cumulative | 0 | | 0 | | 0 | | 0 | | 0 | | 0 | | 0 | |
| Cumulative - Total | 0 | | 0 | | 0 | | 0 | | 0 | | 0 | | 0 | |
| County - Total | 20,888 | | 18,568 | | 1,810 | | 1,259 | | 1,595 | | 998 | | 736 | |

| Precinct | Bridgette R. Abraham-Guzman (NLP) | | Total Votes | Unresolved Write-In |
|---|---|---|---|---|
| Waterloo Township, Precinct 1 | 17 | | 2,193 | 5 |
| Jackson County Michigan - Total | 891 | | 99,562 | 320 |
| **Cumulative** | | | | |
| Cumulative | 0 | | 0 | 0 |
| Cumulative - Total | 0 | | 0 | 0 |
| County - Total | 891 | | 99,562 | 320 |

# Wayne State Gov (Vote for 2)

| Precinct | Times Cast | Registered Voters |
|---|---|---|
| **County** | | |
| **Jackson County Michigan** | | |
| Blackman Charter Township, Precinct 1 | 990 | 2,492 |
| Blackman Charter Township, Precinct 2 | 1,749 | 2,971 |
| Blackman Charter Township, Precinct 3 | 1,614 | 2,972 |
| Blackman Charter Township, Precinct 4 | 1,263 | 2,845 |
| Blackman Charter Township, Precinct 5 | 995 | 2,386 |
| City of Jackson, Ward 1, Precinct 1 | 589 | 1,679 |
| City of Jackson, Ward 1, Precinct 2 | 663 | 1,912 |
| City of Jackson, Ward 2, Precinct 1 | 680 | 1,724 |
| City of Jackson, Ward 2, Precinct 2 | 463 | 1,392 |
| City of Jackson, Ward 3, Precinct 1 | 244 | 754 |
| City of Jackson, Ward 3, Precinct 2 | 719 | 1,595 |
| City of Jackson, Ward 3, Precinct 3 | 558 | 1,215 |
| City of Jackson, Ward 4, Precinct 1 | 602 | 1,396 |
| City of Jackson, Ward 4, Precinct 2 | 567 | 1,264 |
| City of Jackson, Ward 4, Precinct 3 | 740 | 1,284 |
| City of Jackson, Ward 5, Precinct 1 | 219 | 757 |

| Precinct | Diane Dunaskiss (REP) | | David Nicholson (REP) | |
|---|---|---|---|---|
| **County** | | | | |
| **Jackson County Michigan** | | | | |
| Blackman Charter Township, Precinct 1 | 367 | | 328 | |
| Blackman Charter Township, Precinct 2 | 805 | | 740 | |
| Blackman Charter Township, Precinct 3 | 721 | | 668 | |
| Blackman Charter Township, Precinct 4 | 469 | | 416 | |
| Blackman Charter Township, Precinct 5 | 388 | | 314 | |
| City of Jackson, Ward 1, Precinct 1 | 135 | | 112 | |
| City of Jackson, Ward 1, Precinct 2 | 51 | | 35 | |
| City of Jackson, Ward 2, Precinct 1 | 242 | | 222 | |
| City of Jackson, Ward 2, Precinct 2 | 148 | | 117 | |
| City of Jackson, Ward 3, Precinct 1 | 61 | | 55 | |
| City of Jackson, Ward 3, Precinct 2 | 239 | | 202 | |
| City of Jackson, Ward 3, Precinct 3 | 196 | | 174 | |
| City of Jackson, Ward 4, Precinct 1 | 220 | | 197 | |
| City of Jackson, Ward 4, Precinct 2 | 183 | | 158 | |
| City of Jackson, Ward 4, Precinct 3 | 263 | | 248 | |
| City of Jackson, Ward 5, Precinct 1 | 36 | | 29 | |

| Precinct | Bryan C. Barnhill (DEM) | Anil Kumar (DEM) | Jon Elgas (LIB) | John T. Hargenrader (LIB) | Christine C. Schwartz (UST) | Marc Joseph Sosnowski (UST) | Total Votes | Unresolved Write-In |
|---|---|---|---|---|---|---|---|---|
| **County** | | | | | | | | |
| **Jackson County Michigan** | | | | | | | | |
| Blackman Charter Township, Precinct 1 | 407 | 334 | 25 | 12 | 53 | 17 | 1,543 | 5 |
| Blackman Charter Township, Precinct 2 | 547 | 469 | 34 | 29 | 68 | 21 | 2,713 | 16 |
| Blackman Charter Township, Precinct 3 | 522 | 452 | 32 | 20 | 58 | 27 | 2,500 | 6 |
| Blackman Charter Township, Precinct 4 | 486 | 432 | 30 | 23 | 63 | 27 | 1,946 | 12 |
| Blackman Charter Township, Precinct 5 | 358 | 326 | 32 | 20 | 57 | 20 | 1,515 | 11 |
| City of Jackson, Ward 1, Precinct 1 | 333 | 293 | 16 | 8 | 29 | 9 | 935 | 11 |
| City of Jackson, Ward 1, Precinct 2 | 476 | 405 | 18 | 6 | 34 | 7 | 1,032 | 7 |
| City of Jackson, Ward 2, Precinct 1 | 280 | 239 | 27 | 18 | 32 | 16 | 1,076 | 13 |
| City of Jackson, Ward 2, Precinct 2 | 208 | 184 | 13 | 19 | 32 | 14 | 735 | 9 |
| City of Jackson, Ward 3, Precinct 1 | 132 | 114 | 6 | 3 | 11 | 2 | 384 | 2 |
| City of Jackson, Ward 3, Precinct 2 | 335 | 294 | 20 | 16 | 28 | 12 | 1,146 | 4 |
| City of Jackson, Ward 3, Precinct 3 | 229 | 201 | 16 | 13 | 32 | 7 | 868 | 8 |
| City of Jackson, Ward 4, Precinct 1 | 250 | 220 | 17 | 14 | 29 | 14 | 961 | 7 |
| City of Jackson, Ward 4, Precinct 2 | 256 | 210 | 17 | 17 | 28 | 21 | 890 | 5 |
| City of Jackson, Ward 4, Precinct 3 | 301 | 287 | 15 | 14 | 29 | 10 | 1,167 | 1 |
| City of Jackson, Ward 5, Precinct 1 | 133 | 108 | 4 | 3 | 14 | 5 | 332 | 1 |

| Precinct | Times Cast | Registered Voters |
|---|---|---|
| City of Jackson, Ward 5, Precinct 2 | 368 | 1,015 |
| City of Jackson, Ward 5, Precinct 3 | 315 | 1,194 |
| City of Jackson, Ward 6, Precinct 1 | 858 | 1,243 |
| City of Jackson, Ward 6, Precinct 2 | 746 | 1,404 |
| City of Jackson, Ward 6, Precinct 3 | 929 | 1,409 |
| Columbia Township, Precinct 1 | 1,172 | 2,019 |
| Columbia Township, Precinct 2 | 1,057 | 1,624 |
| Columbia Township, Precinct 3 | 1,587 | 2,431 |
| Concord Township, Precinct 1 | 1,195 | 1,964 |
| Grass Lake Charter Township, Precinct 1 | 1,433 | 2,119 |
| Grass Lake Charter Township, Precinct 2 | 1,057 | 1,540 |
| Grass Lake Charter Township, Precinct 3 | 553 | 854 |
| Hanover Township, Precinct 1 | 819 | 1,296 |
| Hanover Township, Precinct 2 | 882 | 1,561 |
| Henrietta Township, Precinct 1 | 1,085 | 1,639 |
| Henrietta Township, Precinct 2 | 1,048 | 1,913 |
| Leoni Township, Precinct 1 | 1,619 | 2,955 |
| Leoni Township, Precinct 2 | 1,405 | 2,840 |
| Leoni Township, Precinct 3 | 1,178 | 2,413 |
| Leoni Township, Precinct 4 | 1,290 | 2,169 |
| Liberty Township, Precinct 1 | 928 | 1,449 |

| Precinct | Diane Dunaskiss (REP) | | David Nicholson (REP) | |
|---|---|---|---|---|
| City of Jackson, Ward 5, Precinct 2 | 107 | | 91 | |
| City of Jackson, Ward 5, Precinct 3 | 84 | | 69 | |
| City of Jackson, Ward 6, Precinct 1 | 326 | | 310 | |
| City of Jackson, Ward 6, Precinct 2 | 252 | | 206 | |
| City of Jackson, Ward 6, Precinct 3 | 346 | | 318 | |
| Columbia Township, Precinct 1 | 532 | | 477 | |
| Columbia Township, Precinct 2 | 528 | | 492 | |
| Columbia Township, Precinct 3 | 744 | | 673 | |
| Concord Township, Precinct 1 | 647 | | 588 | |
| Grass Lake Charter Township, Precinct 1 | 695 | | 639 | |
| Grass Lake Charter Township, Precinct 2 | 498 | | 456 | |
| Grass Lake Charter Township, Precinct 3 | 220 | | 206 | |
| Hanover Township, Precinct 1 | 439 | | 392 | |
| Hanover Township, Precinct 2 | 478 | | 420 | |
| Henrietta Township, Precinct 1 | 520 | | 493 | |
| Henrietta Township, Precinct 2 | 493 | | 465 | |
| Leoni Township, Precinct 1 | 712 | | 642 | |
| Leoni Township, Precinct 2 | 574 | | 531 | |
| Leoni Township, Precinct 3 | 516 | | 451 | |
| Leoni Township, Precinct 4 | 598 | | 556 | |
| Liberty Township, Precinct 1 | 467 | | 453 | |

| Precinct | Bryan C. Barnhill (DEM) | Anil Kumar (DEM) | Jon Elgas (LIB) | John T. Hargenrader (LIB) | Christine C. Schwartz (UST) | Marc Joseph Sosnowski (UST) | Total Votes | Unresolved Write-In |
|---|---|---|---|---|---|---|---|---|
| City of Jackson, Ward 5, Precinct 2 | 180 | 164 | 12 | 12 | 22 | 8 | 596 | 4 |
| City of Jackson, Ward 5, Precinct 3 | 146 | 133 | 15 | 10 | 23 | 5 | 485 | 7 |
| City of Jackson, Ward 6, Precinct 1 | 335 | 331 | 18 | 14 | 24 | 12 | 1,370 | 0 |
| City of Jackson, Ward 6, Precinct 2 | 335 | 299 | 25 | 24 | 27 | 15 | 1,183 | 6 |
| City of Jackson, Ward 6, Precinct 3 | 371 | 373 | 18 | 16 | 36 | 15 | 1,493 | 12 |
| Columbia Township, Precinct 1 | 350 | 330 | 19 | 16 | 55 | 21 | 1,800 | 3 |
| Columbia Township, Precinct 2 | 293 | 266 | 32 | 23 | 36 | 19 | 1,689 | 0 |
| Columbia Township, Precinct 3 | 459 | 390 | 42 | 26 | 59 | 42 | 2,435 | 8 |
| Concord Township, Precinct 1 | 282 | 235 | 27 | 28 | 44 | 20 | 1,871 | 7 |
| Grass Lake Charter Township, Precinct 1 | 429 | 374 | 33 | 27 | 45 | 22 | 2,264 | 7 |
| Grass Lake Charter Township, Precinct 2 | 318 | 296 | 27 | 21 | 26 | 16 | 1,658 | 11 |
| Grass Lake Charter Township, Precinct 3 | 185 | 169 | 17 | 14 | 30 | 11 | 852 | 2 |
| Hanover Township, Precinct 1 | 191 | 176 | 15 | 8 | 36 | 20 | 1,277 | 5 |
| Hanover Township, Precinct 2 | 198 | 163 | 23 | 16 | 37 | 22 | 1,357 | 7 |
| Henrietta Township, Precinct 1 | 315 | 274 | 27 | 22 | 31 | 17 | 1,699 | 6 |
| Henrietta Township, Precinct 2 | 320 | 271 | 38 | 30 | 48 | 23 | 1,688 | 2 |
| Leoni Township, Precinct 1 | 490 | 422 | 34 | 29 | 86 | 39 | 2,454 | 8 |
| Leoni Township, Precinct 2 | 467 | 394 | 43 | 40 | 69 | 29 | 2,147 | 8 |
| Leoni Township, Precinct 3 | 404 | 359 | 36 | 32 | 73 | 27 | 1,898 | 6 |
| Leoni Township, Precinct 4 | 362 | 348 | 42 | 29 | 61 | 31 | 2,027 | 12 |
| Liberty Township, Precinct 1 | 229 | 201 | 37 | 27 | 19 | 7 | 1,440 | 5 |

| Precinct | Times Cast | Registered Voters |
|---|---|---|
| Liberty Township, Precinct 2 | 660 | 1,007 |
| Napoleon Township, Precinct 1 | 926 | 1,817 |
| Napoleon Township, Precinct 2 | 963 | 1,662 |
| Napoleon Township, Precinct 3 | 1,123 | 1,836 |
| Norvell Township, Precinct 1 | 651 | 995 |
| Norvell Township, Precinct 2 | 801 | 1,293 |
| Parma Township, Precinct 1 | 1,022 | 2,018 |
| Pulaski Township, Precinct 1 | 780 | 1,368 |
| Rives Township, Precinct 1 | 1,115 | 2,117 |
| Rives Township, Precinct 2 | 925 | 1,464 |
| Sandstone Charter Township, Precinct 1 | 770 | 1,237 |
| Sandstone Charter Township, Precinct 2 | 556 | 874 |
| Sandstone Charter Township, Precinct 3 | 473 | 809 |
| Spring Arbor Township, Precinct 1 | 1,826 | 2,858 |
| Spring Arbor Township, Precinct 2 | 1,528 | 2,502 |
| Springport Township, Precinct 1 | 782 | 1,519 |
| Summit Township, Precinct 1 | 1,037 | 2,093 |
| Summit Township, Precinct 2 | 1,574 | 2,274 |
| Summit Township, Precinct 3 | 1,346 | 2,036 |
| Summit Township, Precinct 4 | 1,432 | 2,086 |
| Summit Township, Precinct 5 | 1,337 | 1,887 |
| Summit Township, Precinct 6 | 886 | 1,349 |
| Summit Township, Precinct 7 | 1,408 | 2,699 |
| Summit Township, Precinct 8 | 1,139 | 2,401 |
| Tompkins Township, Precinct 1 | 1,190 | 2,073 |

| Precinct | Diane Dunaskiss (REP) | | David Nicholson (REP) | |
|---|---|---|---|---|
| Liberty Township, Precinct 2 | 338 | | 307 | |
| Napoleon Township, Precinct 1 | 415 | | 392 | |
| Napoleon Township, Precinct 2 | 438 | | 406 | |
| Napoleon Township, Precinct 3 | 535 | | 496 | |
| Norvell Township, Precinct 1 | 303 | | 282 | |
| Norvell Township, Precinct 2 | 386 | | 361 | |
| Parma Township, Precinct 1 | 471 | | 422 | |
| Pulaski Township, Precinct 1 | 428 | | 375 | |
| Rives Township, Precinct 1 | 533 | | 501 | |
| Rives Township, Precinct 2 | 456 | | 435 | |
| Sandstone Charter Township, Precinct 1 | 386 | | 360 | |
| Sandstone Charter Township, Precinct 2 | 275 | | 253 | |
| Sandstone Charter Township, Precinct 3 | 200 | | 174 | |
| Spring Arbor Township, Precinct 1 | 1,041 | | 941 | |
| Spring Arbor Township, Precinct 2 | 788 | | 716 | |
| Springport Township, Precinct 1 | 413 | | 344 | |
| Summit Township, Precinct 1 | 430 | | 382 | |
| Summit Township, Precinct 2 | 758 | | 689 | |
| Summit Township, Precinct 3 | 578 | | 523 | |
| Summit Township, Precinct 4 | 729 | | 672 | |
| Summit Township, Precinct 5 | 713 | | 651 | |
| Summit Township, Precinct 6 | 407 | | 376 | |
| Summit Township, Precinct 7 | 689 | | 633 | |
| Summit Township, Precinct 8 | 430 | | 403 | |
| Tompkins Township, Precinct 1 | 575 | | 553 | |

| Precinct | Bryan C. Barnhill (DEM) | Anil Kumar (DEM) | Jon Elgas (LIB) | John T. Hargenrader (LIB) | Christine C. Schwartz (UST) | Marc Joseph Sosnowski (UST) | Total Votes | Unresolved Write-In |
|---|---|---|---|---|---|---|---|---|
| Liberty Township, Precinct 2 | 168 | 140 | 19 | 18 | 28 | 10 | 1,028 | 6 |
| Napoleon Township, Precinct 1 | 274 | 233 | 18 | 17 | 52 | 21 | 1,422 | 9 |
| Napoleon Township, Precinct 2 | 288 | 271 | 20 | 11 | 37 | 15 | 1,486 | 7 |
| Napoleon Township, Precinct 3 | 327 | 277 | 36 | 21 | 35 | 22 | 1,749 | 10 |
| Norvell Township, Precinct 1 | 195 | 169 | 20 | 14 | 17 | 13 | 1,013 | 7 |
| Norvell Township, Precinct 2 | 236 | 202 | 18 | 8 | 31 | 17 | 1,259 | 8 |
| Parma Township, Precinct 1 | 276 | 249 | 29 | 20 | 58 | 24 | 1,549 | 4 |
| Pulaski Township, Precinct 1 | 179 | 151 | 23 | 20 | 35 | 20 | 1,231 | 3 |
| Rives Township, Precinct 1 | 297 | 241 | 41 | 30 | 34 | 29 | 1,706 | 8 |
| Rives Township, Precinct 2 | 232 | 203 | 15 | 17 | 34 | 22 | 1,414 | 1 |
| Sandstone Charter Township, Precinct 1 | 170 | 154 | 23 | 17 | 28 | 17 | 1,155 | 5 |
| Sandstone Charter Township, Precinct 2 | 129 | 118 | 15 | 8 | 17 | 12 | 827 | 1 |
| Sandstone Charter Township, Precinct 3 | 137 | 129 | 12 | 9 | 18 | 10 | 689 | 5 |
| Spring Arbor Township, Precinct 1 | 391 | 339 | 56 | 43 | 61 | 32 | 2,904 | 16 |
| Spring Arbor Township, Precinct 2 | 412 | 362 | 40 | 35 | 56 | 25 | 2,434 | 4 |
| Springport Township, Precinct 1 | 182 | 148 | 9 | 12 | 41 | 21 | 1,170 | 10 |
| Summit Township, Precinct 1 | 394 | 344 | 24 | 18 | 37 | 11 | 1,640 | 11 |
| Summit Township, Precinct 2 | 476 | 439 | 44 | 34 | 39 | 18 | 2,497 | 4 |
| Summit Township, Precinct 3 | 472 | 425 | 33 | 27 | 42 | 23 | 2,123 | 6 |
| Summit Township, Precinct 4 | 405 | 368 | 43 | 38 | 45 | 18 | 2,318 | 7 |
| Summit Township, Precinct 5 | 383 | 351 | 32 | 29 | 29 | 16 | 2,204 | 8 |
| Summit Township, Precinct 6 | 284 | 267 | 22 | 15 | 27 | 11 | 1,409 | 3 |
| Summit Township, Precinct 7 | 402 | 372 | 44 | 33 | 59 | 22 | 2,254 | 6 |
| Summit Township, Precinct 8 | 446 | 388 | 26 | 23 | 54 | 19 | 1,789 | 8 |
| Tompkins Township, Precinct 1 | 327 | 275 | 39 | 33 | 57 | 37 | 1,896 | 2 |

| Precinct | Times Cast | Registered Voters |
|---|---|---|
| Waterloo Township, Precinct 1 | 1,339 | 2,212 |
| Jackson County Michigan - Total | 61,768 | 112,175 |
| **Cumulative** | | |
| Cumulative | 0 | 0 |
| Cumulative - Total | 0 | 0 |
| County - Total | 61,768 | 112,175 |

| Precinct | Diane Dunaskiss (REP) | | David Nicholson (REP) | |
|---|---|---|---|---|
| Waterloo Township, Precinct 1 | 581 | | 527 | |
| Jackson County Michigan - Total | 27,596 | | 25,117 | |
| **Cumulative** | | | | |
| Cumulative | 0 | | 0 | |
| Cumulative - Total | 0 | | 0 | |
| County - Total | 27,596 | | 25,117 | |

| Precinct | Bryan C. Barnhill (DEM) | Anil Kumar (DEM) | Jon Elgas (LIB) | John T. Hargenrader (LIB) | Christine C. Schwartz (UST) | Marc Joseph Sosnowski (UST) | Total Votes | Unresolved Write-In |
|---|---|---|---|---|---|---|---|---|
| Waterloo Township, Precinct 1 | 455 | 409 | 38 | 35 | 49 | 20 | 2,114 | 5 |
| Jackson County Michigan - Total | 19,849 | 17,560 | 1,641 | 1,284 | 2,504 | 1,155 | 96,706 | 408 |
| **Cumulative** | | | | | | | | |
| Cumulative | 0 | 0 | 0 | 0 | 0 | 0 | 0 | 0 |
| Cumulative - Total | 0 | 0 | 0 | 0 | 0 | 0 | 0 | 0 |
| County - Total | 19,849 | 17,560 | 1,641 | 1,284 | 2,504 | 1,155 | 96,706 | 408 |

# County Comm 1 (Vote for 1)

| Precinct | Times Cast | Registered Voters |
|---|---|---|
| **County** | | |
| **Jackson County Michigan** | | |
| Parma Township, Precinct 1 | 1,022 | 2,018 |
| Rives Township, Precinct 1 | 1,115 | 2,117 |
| Rives Township, Precinct 2 | 925 | 1,464 |
| Sandstone Charter Township, Precinct 1 | 770 | 1,237 |
| Sandstone Charter Township, Precinct 2 | 556 | 874 |
| Sandstone Charter Township, Precinct 3 | 473 | 809 |
| Springport Township, Precinct 1 | 782 | 1,519 |
| Tompkins Township, Precinct 1 | 1,190 | 2,073 |
| Jackson County Michigan - Total | 6,833 | 12,111 |
| **Cumulative** | | |
| Cumulative | 0 | 0 |
| Cumulative - Total | 0 | 0 |
| County - Total | 6,833 | 12,111 |

| Precinct | Tony Bair (REP) | | Total Votes | Unresolved Write-In |
|---|---|---|---|---|
| **County** | | | | |
| **Jackson County Michigan** | | | | |
| Parma Township, Precinct 1 | 730 | | 730 | 24 |
| Rives Township, Precinct 1 | 824 | | 824 | 40 |
| Rives Township, Precinct 2 | 704 | | 704 | 16 |
| Sandstone Charter Township, Precinct 1 | 564 | | 564 | 17 |
| Sandstone Charter Township, Precinct 2 | 395 | | 395 | 7 |
| Sandstone Charter Township, Precinct 3 | 331 | | 331 | 9 |
| Springport Township, Precinct 1 | 597 | | 597 | 23 |
| Tompkins Township, Precinct 1 | 898 | | 898 | 27 |
| Jackson County Michigan - Total | 5,043 | | 5,043 | 163 |
| **Cumulative** | | | | |
| Cumulative | 0 | | 0 | 0 |
| Cumulative - Total | 0 | | 0 | 0 |
| County - Total | 5,043 | | 5,043 | 163 |

# County Comm 2 (Vote for 1)

| Precinct | Times Cast | Registered Voters |
|---|---|---|
| **County** | | |
| **Jackson County Michigan** | | |
| Grass Lake Charter Township, Precinct 1 | 1,433 | 2,119 |
| Grass Lake Charter Township, Precinct 2 | 1,057 | 1,540 |
| Grass Lake Charter Township, Precinct 3 | 553 | 854 |
| Henrietta Township, Precinct 1 | 1,085 | 1,639 |
| Henrietta Township, Precinct 2 | 1,048 | 1,913 |
| Leoni Township, Precinct 1 | 341 | 702 |
| Leoni Township, Precinct 4 | 1,290 | 2,169 |
| Waterloo Township, Precinct 1 | 1,339 | 2,212 |
| Jackson County Michigan - Total | 8,146 | 13,148 |
| **Cumulative** | | |
| Cumulative | 0 | 0 |
| Cumulative - Total | 0 | 0 |
| County - Total | 8,146 | 13,148 |

| Precinct | Rodney V. Walz (REP) | | Roger Maufort (DEM) | | Total Votes |
|---|---|---|---|---|---|
| **County** | | | | | |
| **Jackson County Michigan** | | | | | |
| Grass Lake Charter Township, Precinct 1 | 866 | | 470 | | 1,336 |
| Grass Lake Charter Township, Precinct 2 | 609 | | 375 | | 984 |
| Grass Lake Charter Township, Precinct 3 | 302 | | 205 | | 507 |
| Henrietta Township, Precinct 1 | 616 | | 385 | | 1,001 |
| Henrietta Township, Precinct 2 | 608 | | 374 | | 982 |
| Leoni Township, Precinct 1 | 191 | | 127 | | 318 |
| Leoni Township, Precinct 4 | 754 | | 445 | | 1,199 |
| Waterloo Township, Precinct 1 | 723 | | 514 | | 1,237 |
| Jackson County Michigan - Total | 4,669 | | 2,895 | | 7,564 |
| **Cumulative** | | | | | |
| Cumulative | 0 | | 0 | | 0 |
| Cumulative - Total | 0 | | 0 | | 0 |
| County - Total | 4,669 | | 2,895 | | 7,564 |

| Precinct | Unresolved Write-In |
|---|---|
| **County** | |
| **Jackson County Michigan** | |
| Grass Lake Charter Township, Precinct 1 | 2 |
| Grass Lake Charter Township, Precinct 2 | 7 |
| Grass Lake Charter Township, Precinct 3 | 1 |
| Henrietta Township, Precinct 1 | 3 |
| Henrietta Township, Precinct 2 | 4 |
| Leoni Township, Precinct 1 | 2 |
| Leoni Township, Precinct 4 | 8 |
| Waterloo Township, Precinct 1 | 3 |
| Jackson County Michigan - Total | 30 |
| **Cumulative** | |
| Cumulative | 0 |
| Cumulative - Total | 0 |
| County - Total | 30 |

# County Comm 3 (Vote for 1)

| Precinct | Times Cast | Registered Voters |
|---|---|---|
| **County** | | |
| **Jackson County Michigan** | | |
| Leoni Township, Precinct 1 | 1,278 | 2,253 |
| Leoni Township, Precinct 2 | 1,405 | 2,840 |
| Leoni Township, Precinct 3 | 1,178 | 2,413 |
| Summit Township, Precinct 7 | 1,408 | 2,699 |
| Summit Township, Precinct 8 | 1,139 | 2,401 |
| Jackson County Michigan - Total | 6,408 | 12,606 |
| **Cumulative** | | |
| Cumulative | 0 | 0 |
| Cumulative - Total | 0 | 0 |
| County - Total | 6,408 | 12,606 |

| Precinct | Corey Kennedy (REP) | | Robin Puckett (DEM) | | Total Votes |
|---|---|---|---|---|---|
| **County** | | | | | |
| **Jackson County Michigan** | | | | | |
| Leoni Township, Precinct 1 | 648 | | 545 | | 1,193 |
| Leoni Township, Precinct 2 | 720 | | 603 | | 1,323 |
| Leoni Township, Precinct 3 | 604 | | 513 | | 1,117 |
| Summit Township, Precinct 7 | 826 | | 500 | | 1,326 |
| Summit Township, Precinct 8 | 526 | | 546 | | 1,072 |
| Jackson County Michigan - Total | 3,324 | | 2,707 | | 6,031 |
| **Cumulative** | | | | | |
| Cumulative | 0 | | 0 | | 0 |
| Cumulative - Total | 0 | | 0 | | 0 |
| County - Total | 3,324 | | 2,707 | | 6,031 |

| Precinct | Unresolved Write-In |
|---|---|
| **County** | |
| **Jackson County Michigan** | |
| Leoni Township, Precinct 1 | 6 |
| Leoni Township, Precinct 2 | 6 |
| Leoni Township, Precinct 3 | 2 |
| Summit Township, Precinct 7 | 5 |
| Summit Township, Precinct 8 | 5 |
| Jackson County Michigan - Total | 24 |
| **Cumulative** | |
| Cumulative | 0 |
| Cumulative - Total | 0 |
| County - Total | 24 |

# County Comm 4 (Vote for 1)

| Precinct | Times Cast | Registered Voters |
|---|---|---|
| **County** | | |
| **Jackson County Michigan** | | |
| Columbia Township, Precinct 1 | 1,172 | 2,019 |
| Columbia Township, Precinct 2 | 1,057 | 1,624 |
| Columbia Township, Precinct 3 | 1,587 | 2,431 |
| Napoleon Township, Precinct 1 | 926 | 1,817 |
| Napoleon Township, Precinct 2 | 963 | 1,662 |
| Napoleon Township, Precinct 3 | 1,123 | 1,836 |
| Norvell Township, Precinct 1 | 651 | 995 |
| Norvell Township, Precinct 2 | 801 | 1,293 |
| Jackson County Michigan - Total | 8,280 | 13,677 |
| **Cumulative** | | |
| Cumulative | 0 | 0 |
| Cumulative - Total | 0 | 0 |
| County - Total | 8,280 | 13,677 |

| Precinct | Philip S. Duckham (REP) | | Total Votes | Unresolved Write-In |
|---|---|---|---|---|
| **County** | | | | |
| **Jackson County Michigan** | | | | |
| Columbia Township, Precinct 1 | 864 | | 864 | 32 |
| Columbia Township, Precinct 2 | 756 | | 756 | 36 |
| Columbia Township, Precinct 3 | 1,137 | | 1,137 | 30 |
| Napoleon Township, Precinct 1 | 722 | | 722 | 33 |
| Napoleon Township, Precinct 2 | 733 | | 733 | 27 |
| Napoleon Township, Precinct 3 | 868 | | 868 | 33 |
| Norvell Township, Precinct 1 | 468 | | 468 | 19 |
| Norvell Township, Precinct 2 | 575 | | 575 | 20 |
| Jackson County Michigan - Total | 6,123 | | 6,123 | 230 |
| **Cumulative** | | | | |
| Cumulative | 0 | | 0 | 0 |
| Cumulative - Total | 0 | | 0 | 0 |
| County - Total | 6,123 | | 6,123 | 230 |

# County Comm 5 (Vote for 1)

| Precinct | Times Cast | Registered Voters |
|---|---|---|
| **County** | | |
| **Jackson County Michigan** | | |
| Liberty Township, Precinct 1 | 928 | 1,449 |
| Liberty Township, Precinct 2 | 660 | 1,007 |
| Summit Township, Precinct 1 | 1,037 | 2,093 |
| Summit Township, Precinct 2 | 1,574 | 2,274 |
| Summit Township, Precinct 3 | 1,346 | 2,036 |
| Summit Township, Precinct 4 | 1,432 | 2,086 |
| Summit Township, Precinct 5 | 1,337 | 1,887 |
| Summit Township, Precinct 6 | 886 | 1,349 |
| Jackson County Michigan - Total | 9,200 | 14,181 |
| **Cumulative** | | |
| Cumulative | 0 | 0 |
| Cumulative - Total | 0 | 0 |
| County - Total | 9,200 | 14,181 |

| Precinct | James Shotwell, Jr. (REP) | | Total Votes | Unresolved Write-In |
|---|---|---|---|---|
| **County** | | | | |
| **Jackson County Michigan** | | | | |
| Liberty Township, Precinct 1 | 674 | | 674 | 26 |
| Liberty Township, Precinct 2 | 486 | | 486 | 17 |
| Summit Township, Precinct 1 | 721 | | 721 | 74 |
| Summit Township, Precinct 2 | 1,169 | | 1,169 | 48 |
| Summit Township, Precinct 3 | 960 | | 960 | 46 |
| Summit Township, Precinct 4 | 1,066 | | 1,066 | 39 |
| Summit Township, Precinct 5 | 1,006 | | 1,006 | 32 |
| Summit Township, Precinct 6 | 648 | | 648 | 32 |
| Jackson County Michigan - Total | 6,730 | | 6,730 | 314 |
| **Cumulative** | | | | |
| Cumulative | 0 | | 0 | 0 |
| Cumulative - Total | 0 | | 0 | 0 |
| County - Total | 6,730 | | 6,730 | 314 |

# County Comm 6 (Vote for 1)

| Precinct | Times Cast | Registered Voters |
|---|---|---|
| **County** | | |
| **Jackson County Michigan** | | |
| Concord Township, Precinct 1 | 1,195 | 1,964 |
| Hanover Township, Precinct 1 | 819 | 1,296 |
| Hanover Township, Precinct 2 | 882 | 1,561 |
| Pulaski Township, Precinct 1 | 780 | 1,368 |
| Spring Arbor Township, Precinct 1 | 1,826 | 2,858 |
| Spring Arbor Township, Precinct 2 | 1,528 | 2,502 |
| Jackson County Michigan - Total | 7,030 | 11,549 |
| **Cumulative** | | |
| Cumulative | 0 | 0 |
| Cumulative - Total | 0 | 0 |
| County - Total | 7,030 | 11,549 |

| Precinct | Allan L. Tompkins (REP) | | Ruben Marquez (DEM) | | Total Votes |
|---|---|---|---|---|---|
| **County** | | | | | |
| **Jackson County Michigan** | | | | | |
| Concord Township, Precinct 1 | 806 | | 306 | | 1,112 |
| Hanover Township, Precinct 1 | 571 | | 210 | | 781 |
| Hanover Township, Precinct 2 | 617 | | 214 | | 831 |
| Pulaski Township, Precinct 1 | 542 | | 197 | | 739 |
| Spring Arbor Township, Precinct 1 | 1,257 | | 455 | | 1,712 |
| Spring Arbor Township, Precinct 2 | 954 | | 489 | | 1,443 |
| Jackson County Michigan - Total | 4,747 | | 1,871 | | 6,618 |
| **Cumulative** | | | | | |
| Cumulative | 0 | | 0 | | 0 |
| Cumulative - Total | 0 | | 0 | | 0 |
| County - Total | 4,747 | | 1,871 | | 6,618 |

| Precinct | Unresolved Write-In |
|---|---|
| **County** | |
| **Jackson County Michigan** | |
| Concord Township, Precinct 1 | 1 |
| Hanover Township, Precinct 1 | 1 |
| Hanover Township, Precinct 2 | 4 |
| Pulaski Township, Precinct 1 | 0 |
| Spring Arbor Township, Precinct 1 | 7 |
| Spring Arbor Township, Precinct 2 | 3 |
| Jackson County Michigan - Total | 16 |
| **Cumulative** | |
| Cumulative | 0 |
| Cumulative - Total | 0 |
| County - Total | 16 |

# County Comm 7 (Vote for 1)

| Precinct | Times Cast | Registered Voters |
|---|---|---|
| **County** | | |
| **Jackson County Michigan** | | |
| City of Jackson, Ward 1, Precinct 1 | 589 | 1,679 |
| City of Jackson, Ward 1, Precinct 2 | 663 | 1,912 |
| City of Jackson, Ward 2, Precinct 1 | 680 | 1,724 |
| City of Jackson, Ward 2, Precinct 2 | 463 | 1,392 |
| City of Jackson, Ward 3, Precinct 2 | 719 | 1,595 |
| City of Jackson, Ward 3, Precinct 3 | 558 | 1,215 |
| City of Jackson, Ward 5, Precinct 1 | 219 | 757 |
| Jackson County Michigan - Total | 3,891 | 10,274 |
| **Cumulative** | | |
| Cumulative | 0 | 0 |
| Cumulative - Total | 0 | 0 |
| County - Total | 3,891 | 10,274 |

| Precinct | Daniel J. Mahoney (DEM) | | Total Votes | Unresolved Write-In |
|---|---|---|---|---|
| **County** | | | | |
| **Jackson County Michigan** | | | | |
| City of Jackson, Ward 1, Precinct 1 | 480 | | 480 | 32 |
| City of Jackson, Ward 1, Precinct 2 | 609 | | 609 | 11 |
| City of Jackson, Ward 2, Precinct 1 | 490 | | 490 | 39 |
| City of Jackson, Ward 2, Precinct 2 | 345 | | 345 | 33 |
| City of Jackson, Ward 3, Precinct 2 | 514 | | 514 | 56 |
| City of Jackson, Ward 3, Precinct 3 | 395 | | 395 | 39 |
| City of Jackson, Ward 5, Precinct 1 | 183 | | 183 | 7 |
| Jackson County Michigan - Total | 3,016 | | 3,016 | 217 |
| **Cumulative** | | | | |
| Cumulative | 0 | | 0 | 0 |
| Cumulative - Total | 0 | | 0 | 0 |
| County - Total | 3,016 | | 3,016 | 217 |

# County Comm 8 (Vote for 1)

| Precinct | Times Cast | Registered Voters |
|---|---|---|
| **County** | | |
| **Jackson County Michigan** | | |
| City of Jackson, Ward 3, Precinct 1 | 244 | 754 |
| City of Jackson, Ward 4, Precinct 1 | 602 | 1,396 |
| City of Jackson, Ward 4, Precinct 2 | 567 | 1,264 |
| City of Jackson, Ward 4, Precinct 3 | 740 | 1,284 |
| City of Jackson, Ward 5, Precinct 2 | 368 | 1,015 |
| City of Jackson, Ward 5, Precinct 3 | 315 | 1,194 |
| City of Jackson, Ward 6, Precinct 1 | 858 | 1,243 |
| City of Jackson, Ward 6, Precinct 2 | 746 | 1,404 |
| City of Jackson, Ward 6, Precinct 3 | 929 | 1,409 |
| Jackson County Michigan - Total | 5,369 | 10,963 |
| **Cumulative** | | |
| Cumulative | 0 | 0 |
| Cumulative - Total | 0 | 0 |
| County - Total | 5,369 | 10,963 |

| Precinct | John Wilson (REP) | | Darius Williams (DEM) | | Total Votes |
|---|---|---|---|---|---|
| **County** | | | | | |
| **Jackson County Michigan** | | | | | |
| City of Jackson, Ward 3, Precinct 1 | 85 | | 149 | | 234 |
| City of Jackson, Ward 4, Precinct 1 | 266 | | 293 | | 559 |
| City of Jackson, Ward 4, Precinct 2 | 221 | | 312 | | 533 |
| City of Jackson, Ward 4, Precinct 3 | 344 | | 355 | | 699 |
| City of Jackson, Ward 5, Precinct 2 | 127 | | 227 | | 354 |
| City of Jackson, Ward 5, Precinct 3 | 106 | | 192 | | 298 |
| City of Jackson, Ward 6, Precinct 1 | 442 | | 383 | | 825 |
| City of Jackson, Ward 6, Precinct 2 | 306 | | 405 | | 711 |
| City of Jackson, Ward 6, Precinct 3 | 427 | | 455 | | 882 |
| Jackson County Michigan - Total | 2,324 | | 2,771 | | 5,095 |
| **Cumulative** | | | | | |
| Cumulative | 0 | | 0 | | 0 |
| Cumulative - Total | 0 | | 0 | | 0 |
| County - Total | 2,324 | | 2,771 | | 5,095 |

| Precinct | Unresolved Write-In |
|---|---|
| **County** | |
| **Jackson County Michigan** | |
| City of Jackson, Ward 3, Precinct 1 | 0 |
| City of Jackson, Ward 4, Precinct 1 | 2 |
| City of Jackson, Ward 4, Precinct 2 | 2 |
| City of Jackson, Ward 4, Precinct 3 | 2 |
| City of Jackson, Ward 5, Precinct 2 | 1 |
| City of Jackson, Ward 5, Precinct 3 | 1 |
| City of Jackson, Ward 6, Precinct 1 | 0 |
| City of Jackson, Ward 6, Precinct 2 | 5 |
| City of Jackson, Ward 6, Precinct 3 | 7 |
| Jackson County Michigan - Total | 20 |
| **Cumulative** | |
| Cumulative | 0 |
| Cumulative - Total | 0 |
| County - Total | 20 |

# County Comm 9 (Vote for 1)

| Precinct | Times Cast | Registered Voters |
|---|---|---|
| **County** | | |
| **Jackson County Michigan** | | |
| Blackman Charter Township, Precinct 1 | 990 | 2,492 |
| Blackman Charter Township, Precinct 2 | 1,749 | 2,971 |
| Blackman Charter Township, Precinct 3 | 1,614 | 2,972 |
| Blackman Charter Township, Precinct 4 | 1,263 | 2,845 |
| Blackman Charter Township, Precinct 5 | 995 | 2,386 |
| Jackson County Michigan - Total | 6,611 | 13,666 |
| **Cumulative** | | |
| Cumulative | 0 | 0 |
| Cumulative - Total | 0 | 0 |
| County - Total | 6,611 | 13,666 |

| Precinct | David K. Elwell (REP) | | Daveda A. Quinn (DEM) | | Total Votes |
|---|---|---|---|---|---|
| **County** | | | | | |
| **Jackson County Michigan** | | | | | |
| Blackman Charter Township, Precinct 1 | 461 | | 464 | | 925 |
| Blackman Charter Township, Precinct 2 | 984 | | 641 | | 1,625 |
| Blackman Charter Township, Precinct 3 | 899 | | 595 | | 1,494 |
| Blackman Charter Township, Precinct 4 | 582 | | 585 | | 1,167 |
| Blackman Charter Township, Precinct 5 | 458 | | 460 | | 918 |
| Jackson County Michigan - Total | 3,384 | | 2,745 | | 6,129 |
| **Cumulative** | | | | | |
| Cumulative | 0 | | 0 | | 0 |
| Cumulative - Total | 0 | | 0 | | 0 |
| County - Total | 3,384 | | 2,745 | | 6,129 |

| Precinct | Unresolved Write-In |
|---|---|
| **County** | |
| **Jackson County Michigan** | |
| Blackman Charter Township, Precinct 1 | 3 |
| Blackman Charter Township, Precinct 2 | 11 |
| Blackman Charter Township, Precinct 3 | 5 |
| Blackman Charter Township, Precinct 4 | 11 |
| Blackman Charter Township, Precinct 5 | 7 |
| Jackson County Michigan - Total | 37 |
| **Cumulative** | |
| Cumulative | 0 |
| Cumulative - Total | 0 |
| County - Total | 37 |

# Grass Lk Twp Trustee (Vote for 1)

| Precinct | Times Cast | Registered Voters |
|---|---|---|
| **County** | | |
| **Jackson County Michigan** | | |
| Grass Lake Charter Township, Precinct 1 | 1,433 | 2,119 |
| Grass Lake Charter Township, Precinct 2 | 1,057 | 1,540 |
| Grass Lake Charter Township, Precinct 3 | 553 | 854 |
| Jackson County Michigan - Total | 3,043 | 4,513 |
| **Cumulative** | | |
| Cumulative | 0 | 0 |
| Cumulative - Total | 0 | 0 |
| County - Total | 3,043 | 4,513 |

| Precinct | Barry Butterfield (REP) | | Total Votes | Unresolved Write-In |
|---|---|---|---|---|
| **County** | | | | |
| **Jackson County Michigan** | | | | |
| Grass Lake Charter Township, Precinct 1 | 891 | | 891 | 231 |
| Grass Lake Charter Township, Precinct 2 | 695 | | 695 | 75 |
| Grass Lake Charter Township, Precinct 3 | 369 | | 369 | 60 |
| Jackson County Michigan - Total | 1,955 | | 1,955 | 366 |
| **Cumulative** | | | | |
| Cumulative | 0 | | 0 | 0 |
| Cumulative - Total | 0 | | 0 | 0 |
| County - Total | 1,955 | | 1,955 | 366 |

# Hanover Twp Supervisor (Vote for 1)

| Precinct | Times Cast | Registered Voters |
|---|---|---|
| **County** | | |
| **Jackson County Michigan** | | |
| Hanover Township, Precinct 1 | 819 | 1,296 |
| Hanover Township, Precinct 2 | 882 | 1,561 |
| Jackson County Michigan - Total | 1,701 | 2,857 |
| **Cumulative** | | |
| Cumulative | 0 | 0 |
| Cumulative - Total | 0 | 0 |
| County - Total | 1,701 | 2,857 |

| Precinct | Jeffery L. Heath (REP) | | Total Votes | Unresolved Write-In |
|---|---|---|---|---|
| **County** | | | | |
| **Jackson County Michigan** | | | | |
| Hanover Township, Precinct 1 | 658 | | 658 | 19 |
| Hanover Township, Precinct 2 | 733 | | 733 | 15 |
| Jackson County Michigan - Total | 1,391 | | 1,391 | 34 |
| **Cumulative** | | | | |
| Cumulative | 0 | | 0 | 0 |
| Cumulative - Total | 0 | | 0 | 0 |
| County - Total | 1,391 | | 1,391 | 34 |

# Hanover Twp Treasurer (Vote for 1)

| Precinct | Times Cast | Registered Voters |
|---|---|---|
| **County** | | |
| **Jackson County Michigan** | | |
| Hanover Township, Precinct 1 | 819 | 1,296 |
| Hanover Township, Precinct 2 | 882 | 1,561 |
| Jackson County Michigan - Total | 1,701 | 2,857 |
| **Cumulative** | | |
| Cumulative | 0 | 0 |
| Cumulative - Total | 0 | 0 |
| County - Total | 1,701 | 2,857 |

| Precinct | Tim Evans (REP) | | Total Votes | Unresolved Write-In |
|---|---|---|---|---|
| **County** | | | | |
| **Jackson County Michigan** | | | | |
| Hanover Township, Precinct 1 | 641 | | 641 | 16 |
| Hanover Township, Precinct 2 | 701 | | 701 | 13 |
| Jackson County Michigan - Total | 1,342 | | 1,342 | 29 |
| **Cumulative** | | | | |
| Cumulative | 0 | | 0 | 0 |
| Cumulative - Total | 0 | | 0 | 0 |
| County - Total | 1,342 | | 1,342 | 29 |

# Hanover Twp Trustee (Vote for 1)

| Precinct | Times Cast | Registered Voters |
|---|---|---|
| **County** | | |
| **Jackson County Michigan** | | |
| Hanover Township, Precinct 1 | 819 | 1,296 |
| Hanover Township, Precinct 2 | 882 | 1,561 |
| Jackson County Michigan - Total | 1,701 | 2,857 |
| **Cumulative** | | |
| Cumulative | 0 | 0 |
| Cumulative - Total | 0 | 0 |
| County - Total | 1,701 | 2,857 |

| Precinct | Jason Dorian (REP) | | Total Votes | Unresolved Write-In |
|---|---|---|---|---|
| **County** | | | | |
| **Jackson County Michigan** | | | | |
| Hanover Township, Precinct 1 | 624 | | 624 | 15 |
| Hanover Township, Precinct 2 | 673 | | 673 | 17 |
| Jackson County Michigan - Total | 1,297 | | 1,297 | 32 |
| **Cumulative** | | | | |
| Cumulative | 0 | | 0 | 0 |
| Cumulative - Total | 0 | | 0 | 0 |
| County - Total | 1,297 | | 1,297 | 32 |

# Leoni Twp Supervisor (Vote for 1)

| Precinct | Times Cast | Registered Voters |
|---|---|---|
| **County** | | |
| **Jackson County Michigan** | | |
| Leoni Township, Precinct 1 | 1,619 | 2,955 |
| Leoni Township, Precinct 2 | 1,405 | 2,840 |
| Leoni Township, Precinct 3 | 1,178 | 2,413 |
| Leoni Township, Precinct 4 | 1,290 | 2,169 |
| Jackson County Michigan - Total | 5,492 | 10,377 |
| **Cumulative** | | |
| Cumulative | 0 | 0 |
| Cumulative - Total | 0 | 0 |
| County - Total | 5,492 | 10,377 |

| Precinct | Howard Linnabary (REP) | | Steve Casselman (DEM) | |
|---|---|---|---|---|
| **County** | | | | |
| **Jackson County Michigan** | | | | |
| Leoni Township, Precinct 1 | 638 | | 393 | |
| Leoni Township, Precinct 2 | 586 | | 394 | |
| Leoni Township, Precinct 3 | 461 | | 445 | |
| Leoni Township, Precinct 4 | 554 | | 378 | |
| Jackson County Michigan - Total | 2,239 | | 1,610 | |
| **Cumulative** | | | | |
| Cumulative | 0 | | 0 | |
| Cumulative - Total | 0 | | 0 | |
| County - Total | 2,239 | | 1,610 | |

| Precinct | Daniel Gough | | Total Votes | Unresolved Write-In |
|---|---|---|---|---|
| **County** | | | | |
| **Jackson County Michigan** | | | | |
| Leoni Township, Precinct 1 | 519 | | 1,550 | 1 |
| Leoni Township, Precinct 2 | 367 | | 1,347 | 7 |
| Leoni Township, Precinct 3 | 208 | | 1,114 | 4 |
| Leoni Township, Precinct 4 | 290 | | 1,222 | 4 |
| Jackson County Michigan - Total | 1,384 | | 5,233 | 16 |
| **Cumulative** | | | | |
| Cumulative | 0 | | 0 | 0 |
| Cumulative - Total | 0 | | 0 | 0 |
| County - Total | 1,384 | | 5,233 | 16 |

# Leoni Twp Clerk (Vote for 1)

| Precinct | Times Cast | Registered Voters |
|---|---|---|
| **County** | | |
| **Jackson County Michigan** | | |
| Leoni Township, Precinct 1 | 1,619 | 2,955 |
| Leoni Township, Precinct 2 | 1,405 | 2,840 |
| Leoni Township, Precinct 3 | 1,178 | 2,413 |
| Leoni Township, Precinct 4 | 1,290 | 2,169 |
| Jackson County Michigan - Total | 5,492 | 10,377 |
| **Cumulative** | | |
| Cumulative | 0 | 0 |
| Cumulative - Total | 0 | 0 |
| County - Total | 5,492 | 10,377 |

| Precinct | Mark Carpenter (REP) | | Michele Manke (DEM) | |
|---|---|---|---|---|
| **County** | | | | |
| **Jackson County Michigan** | | | | |
| Leoni Township, Precinct 1 | 792 | | 646 | |
| Leoni Township, Precinct 2 | 659 | | 547 | |
| Leoni Township, Precinct 3 | 569 | | 447 | |
| Leoni Township, Precinct 4 | 676 | | 431 | |
| Jackson County Michigan - Total | 2,696 | | 2,071 | |
| **Cumulative** | | | | |
| Cumulative | 0 | | 0 | |
| Cumulative - Total | 0 | | 0 | |
| County - Total | 2,696 | | 2,071 | |

| Precinct | Izzy Medel | | Total Votes | Unresolved Write-In |
|---|---|---|---|---|
| **County** | | | | |
| **Jackson County Michigan** | | | | |
| Leoni Township, Precinct 1 | 133 | | 1,571 | 1 |
| Leoni Township, Precinct 2 | 142 | | 1,348 | 5 |
| Leoni Township, Precinct 3 | 96 | | 1,112 | 1 |
| Leoni Township, Precinct 4 | 116 | | 1,223 | 3 |
| Jackson County Michigan - Total | 487 | | 5,254 | 10 |
| **Cumulative** | | | | |
| Cumulative | 0 | | 0 | 0 |
| Cumulative - Total | 0 | | 0 | 0 |
| County - Total | 487 | | 5,254 | 10 |

# Leoni Twp Treasurer (Vote for 1)

| Precinct | Times Cast | Registered Voters |
|---|---|---|
| **County** | | |
| **Jackson County Michigan** | | |
| Leoni Township, Precinct 1 | 1,619 | 2,955 |
| Leoni Township, Precinct 2 | 1,405 | 2,840 |
| Leoni Township, Precinct 3 | 1,178 | 2,413 |
| Leoni Township, Precinct 4 | 1,290 | 2,169 |
| Jackson County Michigan - Total | 5,492 | 10,377 |
| **Cumulative** | | |
| Cumulative | 0 | 0 |
| Cumulative - Total | 0 | 0 |
| County - Total | 5,492 | 10,377 |

| Precinct | Patrick A. Clemente (REP) | | Lori Stack (DEM) | | Total Votes |
|---|---|---|---|---|---|
| **County** | | | | | |
| **Jackson County Michigan** | | | | | |
| Leoni Township, Precinct 1 | 857 | | 680 | | 1,537 |
| Leoni Township, Precinct 2 | 722 | | 606 | | 1,328 |
| Leoni Township, Precinct 3 | 605 | | 484 | | 1,089 |
| Leoni Township, Precinct 4 | 721 | | 478 | | 1,199 |
| Jackson County Michigan - Total | 2,905 | | 2,248 | | 5,153 |
| **Cumulative** | | | | | |
| Cumulative | 0 | | 0 | | 0 |
| Cumulative - Total | 0 | | 0 | | 0 |
| County - Total | 2,905 | | 2,248 | | 5,153 |

| Precinct | Unresolved Write-In |
|---|---|
| **County** | |
| **Jackson County Michigan** | |
| Leoni Township, Precinct 1 | 6 |
| Leoni Township, Precinct 2 | 6 |
| Leoni Township, Precinct 3 | 4 |
| Leoni Township, Precinct 4 | 5 |
| Jackson County Michigan - Total | 21 |
| **Cumulative** | |
| Cumulative | 0 |
| Cumulative - Total | 0 |
| County - Total | 21 |

# Napoleon Twp Clerk (Vote for 1)

| Precinct | Times Cast | Registered Voters |
|---|---|---|
| **County** | | |
| **Jackson County Michigan** | | |
| Napoleon Township, Precinct 1 | 926 | 1,817 |
| Napoleon Township, Precinct 2 | 963 | 1,662 |
| Napoleon Township, Precinct 3 | 1,123 | 1,836 |
| Jackson County Michigan - Total | 3,012 | 5,315 |
| **Cumulative** | | |
| Cumulative | 0 | 0 |
| Cumulative - Total | 0 | 0 |
| County - Total | 3,012 | 5,315 |

| Precinct | John Hummer (REP) | | Total Votes | Unresolved Write-In |
|---|---|---|---|---|
| **County** | | | | |
| **Jackson County Michigan** | | | | |
| Napoleon Township, Precinct 1 | 708 | | 708 | 31 |
| Napoleon Township, Precinct 2 | 730 | | 730 | 24 |
| Napoleon Township, Precinct 3 | 844 | | 844 | 28 |
| Jackson County Michigan - Total | 2,282 | | 2,282 | 83 |
| **Cumulative** | | | | |
| Cumulative | 0 | | 0 | 0 |
| Cumulative - Total | 0 | | 0 | 0 |
| County - Total | 2,282 | | 2,282 | 83 |

# Parma Twp Treasurer (Vote for 1)

| Precinct | Times Cast | Registered Voters |
|---|---|---|
| **County** | | |
| **Jackson County Michigan** | | |
| Parma Township, Precinct 1 | 1,022 | 2,018 |
| Jackson County Michigan - Total | 1,022 | 2,018 |
| **Cumulative** | | |
| Cumulative | 0 | 0 |
| Cumulative - Total | 0 | 0 |
| County - Total | 1,022 | 2,018 |

| Precinct | Shelia R. Dermyer (REP) | | Total Votes | Unresolved Write-In |
|---|---|---|---|---|
| **County** | | | | |
| **Jackson County Michigan** | | | | |
| Parma Township, Precinct 1 | 723 | | 723 | 23 |
| Jackson County Michigan - Total | 723 | | 723 | 23 |
| **Cumulative** | | | | |
| Cumulative | 0 | | 0 | 0 |
| Cumulative - Total | 0 | | 0 | 0 |
| County - Total | 723 | | 723 | 23 |

# Justice Supreme Court (Vote for 2)

| Precinct | Times Cast | Registered Voters |
|---|---|---|
| **County** | | |
| **Jackson County Michigan** | | |
| Blackman Charter Township, Precinct 1 | 990 | 2,492 |
| Blackman Charter Township, Precinct 2 | 1,749 | 2,971 |
| Blackman Charter Township, Precinct 3 | 1,614 | 2,972 |
| Blackman Charter Township, Precinct 4 | 1,263 | 2,845 |
| Blackman Charter Township, Precinct 5 | 995 | 2,386 |
| City of Jackson, Ward 1, Precinct 1 | 589 | 1,679 |
| City of Jackson, Ward 1, Precinct 2 | 663 | 1,912 |
| City of Jackson, Ward 2, Precinct 1 | 680 | 1,724 |
| City of Jackson, Ward 2, Precinct 2 | 463 | 1,392 |
| City of Jackson, Ward 3, Precinct 1 | 244 | 754 |
| City of Jackson, Ward 3, Precinct 2 | 719 | 1,595 |
| City of Jackson, Ward 3, Precinct 3 | 558 | 1,215 |
| City of Jackson, Ward 4, Precinct 1 | 602 | 1,396 |
| City of Jackson, Ward 4, Precinct 2 | 567 | 1,264 |
| City of Jackson, Ward 4, Precinct 3 | 740 | 1,284 |
| City of Jackson, Ward 5, Precinct 1 | 219 | 757 |

| Precinct | Samuel Bagenstos | | Megan Kathleen Cavanagh | |
|---|---|---|---|---|
| **County** | | | | |
| **Jackson County Michigan** | | | | |
| Blackman Charter Township, Precinct 1 | 200 | | 430 | |
| Blackman Charter Township, Precinct 2 | 163 | | 719 | |
| Blackman Charter Township, Precinct 3 | 157 | | 419 | |
| Blackman Charter Township, Precinct 4 | 150 | | 444 | |
| Blackman Charter Township, Precinct 5 | 116 | | 364 | |
| City of Jackson, Ward 1, Precinct 1 | 115 | | 264 | |
| City of Jackson, Ward 1, Precinct 2 | 97 | | 290 | |
| City of Jackson, Ward 2, Precinct 1 | 81 | | 293 | |
| City of Jackson, Ward 2, Precinct 2 | 58 | | 147 | |
| City of Jackson, Ward 3, Precinct 1 | 31 | | 85 | |
| City of Jackson, Ward 3, Precinct 2 | 103 | | 270 | |
| City of Jackson, Ward 3, Precinct 3 | 77 | | 213 | |
| City of Jackson, Ward 4, Precinct 1 | 99 | | 254 | |
| City of Jackson, Ward 4, Precinct 2 | 81 | | 257 | |
| City of Jackson, Ward 4, Precinct 3 | 110 | | 255 | |
| City of Jackson, Ward 5, Precinct 1 | 35 | | 80 | |

| Precinct | Elizabeth T. Clement | | Doug Dern | | Kerry Lee Morgan | | Kurtis T. Wilder | | Total Votes | Unresolved Write-In |
|---|---|---|---|---|---|---|---|---|---|---|
| **County** | | | | | | | | | | |
| **Jackson County Michigan** | | | | | | | | | | |
| Blackman Charter Township, Precinct 1 | 453 | | 56 | | 76 | | 298 | | 1,513 | 9 |
| Blackman Charter Township, Precinct 2 | 947 | | 100 | | 141 | | 602 | | 2,672 | 13 |
| Blackman Charter Township, Precinct 3 | 959 | | 132 | | 126 | | 630 | | 2,423 | 9 |
| Blackman Charter Township, Precinct 4 | 539 | | 127 | | 177 | | 438 | | 1,875 | 20 |
| Blackman Charter Township, Precinct 5 | 393 | | 34 | | 154 | | 364 | | 1,425 | 12 |
| City of Jackson, Ward 1, Precinct 1 | 211 | | 27 | | 48 | | 181 | | 846 | 26 |
| City of Jackson, Ward 1, Precinct 2 | 251 | | 41 | | 77 | | 124 | | 880 | 26 |
| City of Jackson, Ward 2, Precinct 1 | 323 | | 42 | | 60 | | 192 | | 991 | 24 |
| City of Jackson, Ward 2, Precinct 2 | 256 | | 34 | | 55 | | 154 | | 704 | 13 |
| City of Jackson, Ward 3, Precinct 1 | 99 | | 22 | | 39 | | 74 | | 350 | 8 |
| City of Jackson, Ward 3, Precinct 2 | 291 | | 27 | | 98 | | 274 | | 1,063 | 20 |
| City of Jackson, Ward 3, Precinct 3 | 256 | | 23 | | 39 | | 210 | | 818 | 11 |
| City of Jackson, Ward 4, Precinct 1 | 296 | | 37 | | 44 | | 184 | | 914 | 12 |
| City of Jackson, Ward 4, Precinct 2 | 272 | | 42 | | 41 | | 150 | | 843 | 9 |
| City of Jackson, Ward 4, Precinct 3 | 405 | | 42 | | 69 | | 249 | | 1,130 | 6 |
| City of Jackson, Ward 5, Precinct 1 | 90 | | 14 | | 24 | | 66 | | 309 | 6 |

| Precinct | Times Cast | Registered Voters |
|---|---|---|
| City of Jackson, Ward 5, Precinct 2 | 368 | 1,015 |
| City of Jackson, Ward 5, Precinct 3 | 315 | 1,194 |
| City of Jackson, Ward 6, Precinct 1 | 858 | 1,243 |
| City of Jackson, Ward 6, Precinct 2 | 746 | 1,404 |
| City of Jackson, Ward 6, Precinct 3 | 929 | 1,409 |
| Columbia Township, Precinct 1 | 1,172 | 2,019 |
| Columbia Township, Precinct 2 | 1,057 | 1,624 |
| Columbia Township, Precinct 3 | 1,587 | 2,431 |
| Concord Township, Precinct 1 | 1,195 | 1,964 |
| Grass Lake Charter Township, Precinct 1 | 1,433 | 2,119 |
| Grass Lake Charter Township, Precinct 2 | 1,057 | 1,540 |
| Grass Lake Charter Township, Precinct 3 | 553 | 854 |
| Hanover Township, Precinct 1 | 819 | 1,296 |
| Hanover Township, Precinct 2 | 882 | 1,561 |
| Henrietta Township, Precinct 1 | 1,085 | 1,639 |
| Henrietta Township, Precinct 2 | 1,048 | 1,913 |
| Leoni Township, Precinct 1 | 1,619 | 2,955 |
| Leoni Township, Precinct 2 | 1,405 | 2,840 |
| Leoni Township, Precinct 3 | 1,178 | 2,413 |
| Leoni Township, Precinct 4 | 1,290 | 2,169 |
| Liberty Township, Precinct 1 | 928 | 1,449 |

| Precinct | Samuel Bagenstos | | Megan Kathleen Cavanagh | |
|---|---|---|---|---|
| City of Jackson, Ward 5, Precinct 2 | 61 | | 152 | |
| City of Jackson, Ward 5, Precinct 3 | 44 | | 123 | |
| City of Jackson, Ward 6, Precinct 1 | 181 | | 343 | |
| City of Jackson, Ward 6, Precinct 2 | 115 | | 362 | |
| City of Jackson, Ward 6, Precinct 3 | 155 | | 318 | |
| Columbia Township, Precinct 1 | 144 | | 357 | |
| Columbia Township, Precinct 2 | 129 | | 366 | |
| Columbia Township, Precinct 3 | 208 | | 515 | |
| Concord Township, Precinct 1 | 205 | | 426 | |
| Grass Lake Charter Township, Precinct 1 | 159 | | 551 | |
| Grass Lake Charter Township, Precinct 2 | 127 | | 281 | |
| Grass Lake Charter Township, Precinct 3 | 86 | | 193 | |
| Hanover Township, Precinct 1 | 80 | | 211 | |
| Hanover Township, Precinct 2 | 93 | | 263 | |
| Henrietta Township, Precinct 1 | 154 | | 418 | |
| Henrietta Township, Precinct 2 | 110 | | 427 | |
| Leoni Township, Precinct 1 | 141 | | 401 | |
| Leoni Township, Precinct 2 | 136 | | 410 | |
| Leoni Township, Precinct 3 | 154 | | 396 | |
| Leoni Township, Precinct 4 | 202 | | 446 | |
| Liberty Township, Precinct 1 | 128 | | 318 | |

| Precinct | Elizabeth T. Clement | Doug Dern | Kerry Lee Morgan | Kurtis T. Wilder | Total Votes | Unresolved Write-In |
|---|---|---|---|---|---|---|
| City of Jackson, Ward 5, Precinct 2 | 134 | 18 | 50 | 128 | 543 | 7 |
| City of Jackson, Ward 5, Precinct 3 | 142 | 13 | 25 | 108 | 455 | 6 |
| City of Jackson, Ward 6, Precinct 1 | 424 | 25 | 56 | 280 | 1,309 | 5 |
| City of Jackson, Ward 6, Precinct 2 | 356 | 46 | 64 | 183 | 1,126 | 11 |
| City of Jackson, Ward 6, Precinct 3 | 527 | 44 | 64 | 323 | 1,431 | 11 |
| Columbia Township, Precinct 1 | 518 | 120 | 137 | 431 | 1,707 | 8 |
| Columbia Township, Precinct 2 | 473 | 32 | 142 | 480 | 1,622 | 10 |
| Columbia Township, Precinct 3 | 710 | 60 | 63 | 727 | 2,283 | 16 |
| Concord Township, Precinct 1 | 557 | 61 | 70 | 422 | 1,741 | 10 |
| Grass Lake Charter Township, Precinct 1 | 706 | 76 | 111 | 466 | 2,069 | 9 |
| Grass Lake Charter Township, Precinct 2 | 582 | 72 | 67 | 406 | 1,535 | 12 |
| Grass Lake Charter Township, Precinct 3 | 203 | 49 | 67 | 192 | 790 | 5 |
| Hanover Township, Precinct 1 | 364 | 31 | 111 | 376 | 1,173 | 7 |
| Hanover Township, Precinct 2 | 396 | 41 | 44 | 434 | 1,271 | 15 |
| Henrietta Township, Precinct 1 | 562 | 52 | 69 | 370 | 1,625 | 6 |
| Henrietta Township, Precinct 2 | 528 | 90 | 90 | 332 | 1,577 | 12 |
| Leoni Township, Precinct 1 | 907 | 122 | 163 | 584 | 2,318 | 12 |
| Leoni Township, Precinct 2 | 620 | 139 | 181 | 557 | 2,043 | 14 |
| Leoni Township, Precinct 3 | 513 | 41 | 187 | 491 | 1,782 | 12 |
| Leoni Township, Precinct 4 | 588 | 58 | 76 | 583 | 1,953 | 13 |
| Liberty Township, Precinct 1 | 451 | 38 | 52 | 324 | 1,311 | 5 |

| Precinct | Times Cast | Registered Voters |
|---|---|---|
| Liberty Township, Precinct 2 | 660 | 1,007 |
| Napoleon Township, Precinct 1 | 926 | 1,817 |
| Napoleon Township, Precinct 2 | 963 | 1,662 |
| Napoleon Township, Precinct 3 | 1,123 | 1,836 |
| Norvell Township, Precinct 1 | 651 | 995 |
| Norvell Township, Precinct 2 | 801 | 1,293 |
| Parma Township, Precinct 1 | 1,022 | 2,018 |
| Pulaski Township, Precinct 1 | 780 | 1,368 |
| Rives Township, Precinct 1 | 1,115 | 2,117 |
| Rives Township, Precinct 2 | 925 | 1,464 |
| Sandstone Charter Township, Precinct 1 | 770 | 1,237 |
| Sandstone Charter Township, Precinct 2 | 556 | 874 |
| Sandstone Charter Township, Precinct 3 | 473 | 809 |
| Spring Arbor Township, Precinct 1 | 1,826 | 2,858 |
| Spring Arbor Township, Precinct 2 | 1,528 | 2,502 |
| Springport Township, Precinct 1 | 782 | 1,519 |
| Summit Township, Precinct 1 | 1,037 | 2,093 |
| Summit Township, Precinct 2 | 1,574 | 2,274 |
| Summit Township, Precinct 3 | 1,346 | 2,036 |
| Summit Township, Precinct 4 | 1,432 | 2,086 |
| Summit Township, Precinct 5 | 1,337 | 1,887 |
| Summit Township, Precinct 6 | 886 | 1,349 |
| Summit Township, Precinct 7 | 1,408 | 2,699 |
| Summit Township, Precinct 8 | 1,139 | 2,401 |
| Tompkins Township, Precinct 1 | 1,190 | 2,073 |

| Precinct | Samuel Bagenstos | | Megan Kathleen Cavanagh | |
|---|---|---|---|---|
| Liberty Township, Precinct 2 | 50 | | 255 | |
| Napoleon Township, Precinct 1 | 81 | | 265 | |
| Napoleon Township, Precinct 2 | 100 | | 293 | |
| Napoleon Township, Precinct 3 | 121 | | 307 | |
| Norvell Township, Precinct 1 | 97 | | 219 | |
| Norvell Township, Precinct 2 | 145 | | 282 | |
| Parma Township, Precinct 1 | 93 | | 428 | |
| Pulaski Township, Precinct 1 | 62 | | 174 | |
| Rives Township, Precinct 1 | 103 | | 327 | |
| Rives Township, Precinct 2 | 80 | | 254 | |
| Sandstone Charter Township, Precinct 1 | 84 | | 210 | |
| Sandstone Charter Township, Precinct 2 | 77 | | 181 | |
| Sandstone Charter Township, Precinct 3 | 42 | | 198 | |
| Spring Arbor Township, Precinct 1 | 134 | | 367 | |
| Spring Arbor Township, Precinct 2 | 155 | | 400 | |
| Springport Township, Precinct 1 | 64 | | 223 | |
| Summit Township, Precinct 1 | 152 | | 374 | |
| Summit Township, Precinct 2 | 264 | | 570 | |
| Summit Township, Precinct 3 | 146 | | 563 | |
| Summit Township, Precinct 4 | 138 | | 387 | |
| Summit Township, Precinct 5 | 137 | | 366 | |
| Summit Township, Precinct 6 | 127 | | 291 | |
| Summit Township, Precinct 7 | 193 | | 497 | |
| Summit Township, Precinct 8 | 217 | | 455 | |
| Tompkins Township, Precinct 1 | 91 | | 465 | |

| Precinct | Elizabeth T. Clement | Doug Dern | Kerry Lee Morgan | Kurtis T. Wilder | Total Votes | Unresolved Write-In |
|---|---|---|---|---|---|---|
| Liberty Township, Precinct 2 | 352 | 41 | 33 | 216 | 947 | 5 |
| Napoleon Township, Precinct 1 | 507 | 80 | 82 | 349 | 1,364 | 10 |
| Napoleon Township, Precinct 2 | 450 | 93 | 94 | 378 | 1,408 | 11 |
| Napoleon Township, Precinct 3 | 511 | 34 | 133 | 529 | 1,635 | 15 |
| Norvell Township, Precinct 1 | 267 | 29 | 52 | 305 | 969 | 6 |
| Norvell Township, Precinct 2 | 354 | 36 | 54 | 277 | 1,148 | 10 |
| Parma Township, Precinct 1 | 493 | 62 | 60 | 324 | 1,460 | 8 |
| Pulaski Township, Precinct 1 | 455 | 72 | 66 | 317 | 1,146 | 8 |
| Rives Township, Precinct 1 | 501 | 122 | 127 | 453 | 1,633 | 16 |
| Rives Township, Precinct 2 | 402 | 23 | 114 | 432 | 1,305 | 4 |
| Sandstone Charter Township, Precinct 1 | 366 | 19 | 54 | 380 | 1,113 | 6 |
| Sandstone Charter Township, Precinct 2 | 273 | 28 | 20 | 191 | 770 | 3 |
| Sandstone Charter Township, Precinct 3 | 249 | 34 | 28 | 152 | 703 | 7 |
| Spring Arbor Township, Precinct 1 | 1,178 | 140 | 130 | 836 | 2,785 | 19 |
| Spring Arbor Township, Precinct 2 | 764 | 128 | 164 | 680 | 2,291 | 8 |
| Springport Township, Precinct 1 | 325 | 29 | 131 | 351 | 1,123 | 14 |
| Summit Township, Precinct 1 | 462 | 32 | 46 | 422 | 1,488 | 27 |
| Summit Township, Precinct 2 | 816 | 50 | 93 | 606 | 2,399 | 3 |
| Summit Township, Precinct 3 | 733 | 61 | 89 | 444 | 2,036 | 13 |
| Summit Township, Precinct 4 | 858 | 100 | 108 | 593 | 2,184 | 11 |
| Summit Township, Precinct 5 | 687 | 94 | 120 | 618 | 2,022 | 25 |
| Summit Township, Precinct 6 | 437 | 21 | 96 | 390 | 1,362 | 6 |
| Summit Township, Precinct 7 | 678 | 42 | 78 | 680 | 2,168 | 16 |
| Summit Township, Precinct 8 | 554 | 47 | 91 | 355 | 1,719 | 13 |
| Tompkins Township, Precinct 1 | 649 | 80 | 96 | 409 | 1,790 | 9 |

| Precinct | Times Cast | Registered Voters |
|---|---|---|
| Waterloo Township, Precinct 1 | 1,339 | 2,212 |
| Jackson County Michigan - Total | 61,768 | 112,175 |
| **Cumulative** | | |
| Cumulative | 0 | 0 |
| Cumulative - Total | 0 | 0 |
| County - Total | 61,768 | 112,175 |

| Precinct | Samuel Bagenstos | | Megan Kathleen Cavanagh | |
|---|---|---|---|---|
| Waterloo Township, Precinct 1 | 180 | | 398 | |
| Jackson County Michigan - Total | 7,618 | | 20,810 | |
| **Cumulative** | | | | |
| Cumulative | 0 | | 0 | |
| Cumulative - Total | 0 | | 0 | |
| County - Total | 7,618 | | 20,810 | |

| Precinct | Elizabeth T. Clement | | Doug Dern | | Kerry Lee Morgan | | Kurtis T. Wilder | | Total Votes | Unresolved Write-In |
|---|---|---|---|---|---|---|---|---|---|---|
| Waterloo Township, Precinct 1 | 667 | | 140 | | 149 | | 472 | | 2,006 | 15 |
| Jackson County Michigan - Total | 30,290 | | 3,665 | | 5,465 | | 23,546 | | 91,394 | 718 |
| **Cumulative** | | | | | | | | | | |
| Cumulative | 0 | | 0 | | 0 | | 0 | | 0 | 0 |
| Cumulative - Total | 0 | | 0 | | 0 | | 0 | | 0 | 0 |
| County - Total | 30,290 | | 3,665 | | 5,465 | | 23,546 | | 91,394 | 718 |

# Judge Appeals 3 (Vote for 2)

| Precinct | Times Cast | Registered Voters |
|---|---|---|
| **County** | | |
| **Jackson County Michigan** | | |
| Blackman Charter Township, Precinct 1 | 990 | 2,492 |
| Blackman Charter Township, Precinct 2 | 1,749 | 2,971 |
| Blackman Charter Township, Precinct 3 | 1,614 | 2,972 |
| Blackman Charter Township, Precinct 4 | 1,263 | 2,845 |
| Blackman Charter Township, Precinct 5 | 995 | 2,386 |
| City of Jackson, Ward 1, Precinct 1 | 589 | 1,679 |
| City of Jackson, Ward 1, Precinct 2 | 663 | 1,912 |
| City of Jackson, Ward 2, Precinct 1 | 680 | 1,724 |
| City of Jackson, Ward 2, Precinct 2 | 463 | 1,392 |
| City of Jackson, Ward 3, Precinct 1 | 244 | 754 |
| City of Jackson, Ward 3, Precinct 2 | 719 | 1,595 |
| City of Jackson, Ward 3, Precinct 3 | 558 | 1,215 |
| City of Jackson, Ward 4, Precinct 1 | 602 | 1,396 |
| City of Jackson, Ward 4, Precinct 2 | 567 | 1,264 |
| City of Jackson, Ward 4, Precinct 3 | 740 | 1,284 |
| City of Jackson, Ward 5, Precinct 1 | 219 | 757 |

| Precinct | Jane Marie Beckering | | Douglas B. Shapiro | | Total Votes |
|---|---|---|---|---|---|
| **County** | | | | | |
| **Jackson County Michigan** | | | | | |
| Blackman Charter Township, Precinct 1 | 668 | | 573 | | 1,241 |
| Blackman Charter Township, Precinct 2 | 1,134 | | 1,018 | | 2,152 |
| Blackman Charter Township, Precinct 3 | 1,042 | | 947 | | 1,989 |
| Blackman Charter Township, Precinct 4 | 821 | | 704 | | 1,525 |
| Blackman Charter Township, Precinct 5 | 611 | | 580 | | 1,191 |
| City of Jackson, Ward 1, Precinct 1 | 343 | | 323 | | 666 |
| City of Jackson, Ward 1, Precinct 2 | 395 | | 317 | | 712 |
| City of Jackson, Ward 2, Precinct 1 | 415 | | 379 | | 794 |
| City of Jackson, Ward 2, Precinct 2 | 302 | | 260 | | 562 |
| City of Jackson, Ward 3, Precinct 1 | 144 | | 131 | | 275 |
| City of Jackson, Ward 3, Precinct 2 | 443 | | 405 | | 848 |
| City of Jackson, Ward 3, Precinct 3 | 351 | | 311 | | 662 |
| City of Jackson, Ward 4, Precinct 1 | 384 | | 350 | | 734 |
| City of Jackson, Ward 4, Precinct 2 | 347 | | 320 | | 667 |
| City of Jackson, Ward 4, Precinct 3 | 481 | | 432 | | 913 |
| City of Jackson, Ward 5, Precinct 1 | 131 | | 107 | | 238 |

| Precinct | Unresolved Write-In |
|---|---|
| **County** | |
| **Jackson County Michigan** | |
| Blackman Charter Township, Precinct 1 | 18 |
| Blackman Charter Township, Precinct 2 | 18 |
| Blackman Charter Township, Precinct 3 | 7 |
| Blackman Charter Township, Precinct 4 | 25 |
| Blackman Charter Township, Precinct 5 | 17 |
| City of Jackson, Ward 1, Precinct 1 | 29 |
| City of Jackson, Ward 1, Precinct 2 | 48 |
| City of Jackson, Ward 2, Precinct 1 | 36 |
| City of Jackson, Ward 2, Precinct 2 | 18 |
| City of Jackson, Ward 3, Precinct 1 | 10 |
| City of Jackson, Ward 3, Precinct 2 | 20 |
| City of Jackson, Ward 3, Precinct 3 | 18 |
| City of Jackson, Ward 4, Precinct 1 | 14 |
| City of Jackson, Ward 4, Precinct 2 | 11 |
| City of Jackson, Ward 4, Precinct 3 | 9 |
| City of Jackson, Ward 5, Precinct 1 | 9 |

| Precinct | Times Cast | Registered Voters |
|---|---|---|
| City of Jackson, Ward 5, Precinct 2 | 368 | 1,015 |
| City of Jackson, Ward 5, Precinct 3 | 315 | 1,194 |
| City of Jackson, Ward 6, Precinct 1 | 858 | 1,243 |
| City of Jackson, Ward 6, Precinct 2 | 746 | 1,404 |
| City of Jackson, Ward 6, Precinct 3 | 929 | 1,409 |
| Columbia Township, Precinct 1 | 1,172 | 2,019 |
| Columbia Township, Precinct 2 | 1,057 | 1,624 |
| Columbia Township, Precinct 3 | 1,587 | 2,431 |
| Concord Township, Precinct 1 | 1,195 | 1,964 |
| Grass Lake Charter Township, Precinct 1 | 1,433 | 2,119 |
| Grass Lake Charter Township, Precinct 2 | 1,057 | 1,540 |
| Grass Lake Charter Township, Precinct 3 | 553 | 854 |
| Hanover Township, Precinct 1 | 819 | 1,296 |
| Hanover Township, Precinct 2 | 882 | 1,561 |
| Henrietta Township, Precinct 1 | 1,085 | 1,639 |
| Henrietta Township, Precinct 2 | 1,048 | 1,913 |
| Leoni Township, Precinct 1 | 1,619 | 2,955 |
| Leoni Township, Precinct 2 | 1,405 | 2,840 |
| Leoni Township, Precinct 3 | 1,178 | 2,413 |
| Leoni Township, Precinct 4 | 1,290 | 2,169 |
| Liberty Township, Precinct 1 | 928 | 1,449 |

| Precinct | Jane Marie Beckering | | Douglas B. Shapiro | | Total Votes |
|---|---|---|---|---|---|
| City of Jackson, Ward 5, Precinct 2 | 234 | | 206 | | 440 |
| City of Jackson, Ward 5, Precinct 3 | 211 | | 170 | | 381 |
| City of Jackson, Ward 6, Precinct 1 | 524 | | 470 | | 994 |
| City of Jackson, Ward 6, Precinct 2 | 487 | | 402 | | 889 |
| City of Jackson, Ward 6, Precinct 3 | 598 | | 511 | | 1,109 |
| Columbia Township, Precinct 1 | 719 | | 685 | | 1,404 |
| Columbia Township, Precinct 2 | 678 | | 617 | | 1,295 |
| Columbia Township, Precinct 3 | 943 | | 884 | | 1,827 |
| Concord Township, Precinct 1 | 739 | | 704 | | 1,443 |
| Grass Lake Charter Township, Precinct 1 | 857 | | 796 | | 1,653 |
| Grass Lake Charter Township, Precinct 2 | 620 | | 549 | | 1,169 |
| Grass Lake Charter Township, Precinct 3 | 334 | | 304 | | 638 |
| Hanover Township, Precinct 1 | 514 | | 455 | | 969 |
| Hanover Township, Precinct 2 | 543 | | 494 | | 1,037 |
| Henrietta Township, Precinct 1 | 692 | | 655 | | 1,347 |
| Henrietta Township, Precinct 2 | 677 | | 621 | | 1,298 |
| Leoni Township, Precinct 1 | 984 | | 881 | | 1,865 |
| Leoni Township, Precinct 2 | 854 | | 768 | | 1,622 |
| Leoni Township, Precinct 3 | 756 | | 670 | | 1,426 |
| Leoni Township, Precinct 4 | 807 | | 755 | | 1,562 |
| Liberty Township, Precinct 1 | 531 | | 486 | | 1,017 |

| Precinct | Unresolved Write-In |
|---|---|
| City of Jackson, Ward 5, Precinct 2 | 11 |
| City of Jackson, Ward 5, Precinct 3 | 12 |
| City of Jackson, Ward 6, Precinct 1 | 11 |
| City of Jackson, Ward 6, Precinct 2 | 16 |
| City of Jackson, Ward 6, Precinct 3 | 12 |
| Columbia Township, Precinct 1 | 15 |
| Columbia Township, Precinct 2 | 15 |
| Columbia Township, Precinct 3 | 16 |
| Concord Township, Precinct 1 | 10 |
| Grass Lake Charter Township, Precinct 1 | 13 |
| Grass Lake Charter Township, Precinct 2 | 16 |
| Grass Lake Charter Township, Precinct 3 | 8 |
| Hanover Township, Precinct 1 | 8 |
| Hanover Township, Precinct 2 | 18 |
| Henrietta Township, Precinct 1 | 13 |
| Henrietta Township, Precinct 2 | 18 |
| Leoni Township, Precinct 1 | 27 |
| Leoni Township, Precinct 2 | 20 |
| Leoni Township, Precinct 3 | 20 |
| Leoni Township, Precinct 4 | 23 |
| Liberty Township, Precinct 1 | 11 |

| Precinct | Times Cast | Registered Voters |
|---|---|---|
| Liberty Township, Precinct 2 | 660 | 1,007 |
| Napoleon Township, Precinct 1 | 926 | 1,817 |
| Napoleon Township, Precinct 2 | 963 | 1,662 |
| Napoleon Township, Precinct 3 | 1,123 | 1,836 |
| Norvell Township, Precinct 1 | 651 | 995 |
| Norvell Township, Precinct 2 | 801 | 1,293 |
| Parma Township, Precinct 1 | 1,022 | 2,018 |
| Pulaski Township, Precinct 1 | 780 | 1,368 |
| Rives Township, Precinct 1 | 1,115 | 2,117 |
| Rives Township, Precinct 2 | 925 | 1,464 |
| Sandstone Charter Township, Precinct 1 | 770 | 1,237 |
| Sandstone Charter Township, Precinct 2 | 556 | 874 |
| Sandstone Charter Township, Precinct 3 | 473 | 809 |
| Spring Arbor Township, Precinct 1 | 1,826 | 2,858 |
| Spring Arbor Township, Precinct 2 | 1,528 | 2,502 |
| Springport Township, Precinct 1 | 782 | 1,519 |
| Summit Township, Precinct 1 | 1,037 | 2,093 |
| Summit Township, Precinct 2 | 1,574 | 2,274 |
| Summit Township, Precinct 3 | 1,346 | 2,036 |
| Summit Township, Precinct 4 | 1,432 | 2,086 |
| Summit Township, Precinct 5 | 1,337 | 1,887 |
| Summit Township, Precinct 6 | 886 | 1,349 |
| Summit Township, Precinct 7 | 1,408 | 2,699 |
| Summit Township, Precinct 8 | 1,139 | 2,401 |
| Tompkins Township, Precinct 1 | 1,190 | 2,073 |

| Precinct | Jane Marie Beckering | | Douglas B. Shapiro | | Total Votes |
|---|---|---|---|---|---|
| Liberty Township, Precinct 2 | 395 | | 352 | | 747 |
| Napoleon Township, Precinct 1 | 577 | | 524 | | 1,101 |
| Napoleon Township, Precinct 2 | 616 | | 560 | | 1,176 |
| Napoleon Township, Precinct 3 | 678 | | 656 | | 1,334 |
| Norvell Township, Precinct 1 | 385 | | 358 | | 743 |
| Norvell Township, Precinct 2 | 452 | | 424 | | 876 |
| Parma Township, Precinct 1 | 603 | | 545 | | 1,148 |
| Pulaski Township, Precinct 1 | 480 | | 452 | | 932 |
| Rives Township, Precinct 1 | 678 | | 630 | | 1,308 |
| Rives Township, Precinct 2 | 544 | | 522 | | 1,066 |
| Sandstone Charter Township, Precinct 1 | 458 | | 422 | | 880 |
| Sandstone Charter Township, Precinct 2 | 308 | | 289 | | 597 |
| Sandstone Charter Township, Precinct 3 | 283 | | 273 | | 556 |
| Spring Arbor Township, Precinct 1 | 1,207 | | 1,105 | | 2,312 |
| Spring Arbor Township, Precinct 2 | 977 | | 870 | | 1,847 |
| Springport Township, Precinct 1 | 455 | | 444 | | 899 |
| Summit Township, Precinct 1 | 648 | | 570 | | 1,218 |
| Summit Township, Precinct 2 | 1,018 | | 959 | | 1,977 |
| Summit Township, Precinct 3 | 834 | | 766 | | 1,600 |
| Summit Township, Precinct 4 | 917 | | 844 | | 1,761 |
| Summit Township, Precinct 5 | 843 | | 764 | | 1,607 |
| Summit Township, Precinct 6 | 562 | | 498 | | 1,060 |
| Summit Township, Precinct 7 | 939 | | 831 | | 1,770 |
| Summit Township, Precinct 8 | 744 | | 642 | | 1,386 |
| Tompkins Township, Precinct 1 | 734 | | 682 | | 1,416 |

| Precinct | Unresolved Write-In |
|---|---|
| Liberty Township, Precinct 2 | 4 |
| Napoleon Township, Precinct 1 | 16 |
| Napoleon Township, Precinct 2 | 18 |
| Napoleon Township, Precinct 3 | 19 |
| Norvell Township, Precinct 1 | 12 |
| Norvell Township, Precinct 2 | 14 |
| Parma Township, Precinct 1 | 10 |
| Pulaski Township, Precinct 1 | 9 |
| Rives Township, Precinct 1 | 23 |
| Rives Township, Precinct 2 | 6 |
| Sandstone Charter Township, Precinct 1 | 9 |
| Sandstone Charter Township, Precinct 2 | 6 |
| Sandstone Charter Township, Precinct 3 | 2 |
| Spring Arbor Township, Precinct 1 | 16 |
| Spring Arbor Township, Precinct 2 | 11 |
| Springport Township, Precinct 1 | 17 |
| Summit Township, Precinct 1 | 31 |
| Summit Township, Precinct 2 | 7 |
| Summit Township, Precinct 3 | 16 |
| Summit Township, Precinct 4 | 21 |
| Summit Township, Precinct 5 | 20 |
| Summit Township, Precinct 6 | 15 |
| Summit Township, Precinct 7 | 17 |
| Summit Township, Precinct 8 | 28 |
| Tompkins Township, Precinct 1 | 6 |

| Precinct | Times Cast | Registered Voters |
|---|---|---|
| Waterloo Township, Precinct 1 | 1,339 | 2,212 |
| Jackson County Michigan - Total | 61,768 | 112,175 |
| **Cumulative** | | |
| Cumulative | 0 | 0 |
| Cumulative - Total | 0 | 0 |
| County - Total | 61,768 | 112,175 |

| Precinct | Jane Marie Beckering | | Douglas B. Shapiro | | Total Votes |
|---|---|---|---|---|---|
| Waterloo Township, Precinct 1 | 844 | | 745 | | 1,589 |
| Jackson County Michigan - Total | 38,493 | | 34,967 | | 73,460 |
| **Cumulative** | | | | | |
| Cumulative | 0 | | 0 | | 0 |
| Cumulative - Total | 0 | | 0 | | 0 |
| County - Total | 38,493 | | 34,967 | | 73,460 |

| Precinct | Unresolved Write-In |
|---|---|
| Waterloo Township, Precinct 1 | 11 |
| Jackson County Michigan - Total | 984 |
| **Cumulative** | |
| Cumulative | 0 |
| Cumulative - Total | 0 |
| County - Total | 984 |

# Circuit Court 4th (Vote for 1)

| Precinct | Times Cast | Registered Voters | Thomas D. Wilson | | Total Votes | Unresolved Write-In |
|---|---|---|---|---|---|---|
| **County** | | | | | | |
| **Jackson County Michigan** | | | | | | |
| Blackman Charter Township, Precinct 1 | 990 | 2,492 | 786 | | 786 | 15 |
| Blackman Charter Township, Precinct 2 | 1,749 | 2,971 | 1,317 | | 1,317 | 21 |
| Blackman Charter Township, Precinct 3 | 1,614 | 2,972 | 1,205 | | 1,205 | 10 |
| Blackman Charter Township, Precinct 4 | 1,263 | 2,845 | 953 | | 953 | 22 |
| Blackman Charter Township, Precinct 5 | 995 | 2,386 | 742 | | 742 | 21 |
| City of Jackson, Ward 1, Precinct 1 | 589 | 1,679 | 444 | | 444 | 40 |
| City of Jackson, Ward 1, Precinct 2 | 663 | 1,912 | 495 | | 495 | 43 |
| City of Jackson, Ward 2, Precinct 1 | 680 | 1,724 | 500 | | 500 | 23 |
| City of Jackson, Ward 2, Precinct 2 | 463 | 1,392 | 367 | | 367 | 16 |
| City of Jackson, Ward 3, Precinct 1 | 244 | 754 | 186 | | 186 | 9 |
| City of Jackson, Ward 3, Precinct 2 | 719 | 1,595 | 529 | | 529 | 23 |
| City of Jackson, Ward 3, Precinct 3 | 558 | 1,215 | 407 | | 407 | 19 |
| City of Jackson, Ward 4, Precinct 1 | 602 | 1,396 | 462 | | 462 | 12 |
| City of Jackson, Ward 4, Precinct 2 | 567 | 1,264 | 428 | | 428 | 15 |
| City of Jackson, Ward 4, Precinct 3 | 740 | 1,284 | 549 | | 549 | 11 |
| City of Jackson, Ward 5, Precinct 1 | 219 | 757 | 161 | | 161 | 15 |

| Precinct | Times Cast | Registered Voters |
|---|---|---|
| City of Jackson, Ward 5, Precinct 2 | 368 | 1,015 |
| City of Jackson, Ward 5, Precinct 3 | 315 | 1,194 |
| City of Jackson, Ward 6, Precinct 1 | 858 | 1,243 |
| City of Jackson, Ward 6, Precinct 2 | 746 | 1,404 |
| City of Jackson, Ward 6, Precinct 3 | 929 | 1,409 |
| Columbia Township, Precinct 1 | 1,172 | 2,019 |
| Columbia Township, Precinct 2 | 1,057 | 1,624 |
| Columbia Township, Precinct 3 | 1,587 | 2,431 |
| Concord Township, Precinct 1 | 1,195 | 1,964 |
| Grass Lake Charter Township, Precinct 1 | 1,433 | 2,119 |
| Grass Lake Charter Township, Precinct 2 | 1,057 | 1,540 |
| Grass Lake Charter Township, Precinct 3 | 553 | 854 |
| Hanover Township, Precinct 1 | 819 | 1,296 |
| Hanover Township, Precinct 2 | 882 | 1,561 |
| Henrietta Township, Precinct 1 | 1,085 | 1,639 |
| Henrietta Township, Precinct 2 | 1,048 | 1,913 |
| Leoni Township, Precinct 1 | 1,619 | 2,955 |
| Leoni Township, Precinct 2 | 1,405 | 2,840 |
| Leoni Township, Precinct 3 | 1,178 | 2,413 |
| Leoni Township, Precinct 4 | 1,290 | 2,169 |
| Liberty Township, Precinct 1 | 928 | 1,449 |

| Precinct | Thomas D. Wilson | | Total Votes | Unresolved Write-In |
|---|---|---|---|---|
| City of Jackson, Ward 5, Precinct 2 | 278 | | 278 | 13 |
| City of Jackson, Ward 5, Precinct 3 | 247 | | 247 | 14 |
| City of Jackson, Ward 6, Precinct 1 | 606 | | 606 | 11 |
| City of Jackson, Ward 6, Precinct 2 | 563 | | 563 | 17 |
| City of Jackson, Ward 6, Precinct 3 | 695 | | 695 | 13 |
| Columbia Township, Precinct 1 | 836 | | 836 | 17 |
| Columbia Township, Precinct 2 | 784 | | 784 | 7 |
| Columbia Township, Precinct 3 | 1,085 | | 1,085 | 13 |
| Concord Township, Precinct 1 | 872 | | 872 | 3 |
| Grass Lake Charter Township, Precinct 1 | 975 | | 975 | 8 |
| Grass Lake Charter Township, Precinct 2 | 677 | | 677 | 16 |
| Grass Lake Charter Township, Precinct 3 | 369 | | 369 | 10 |
| Hanover Township, Precinct 1 | 588 | | 588 | 7 |
| Hanover Township, Precinct 2 | 660 | | 660 | 13 |
| Henrietta Township, Precinct 1 | 802 | | 802 | 13 |
| Henrietta Township, Precinct 2 | 767 | | 767 | 21 |
| Leoni Township, Precinct 1 | 1,190 | | 1,190 | 24 |
| Leoni Township, Precinct 2 | 1,046 | | 1,046 | 22 |
| Leoni Township, Precinct 3 | 893 | | 893 | 19 |
| Leoni Township, Precinct 4 | 958 | | 958 | 18 |
| Liberty Township, Precinct 1 | 634 | | 634 | 8 |

| Precinct | Times Cast | Registered Voters |
|---|---|---|
| Liberty Township, Precinct 2 | 660 | 1,007 |
| Napoleon Township, Precinct 1 | 926 | 1,817 |
| Napoleon Township, Precinct 2 | 963 | 1,662 |
| Napoleon Township, Precinct 3 | 1,123 | 1,836 |
| Norvell Township, Precinct 1 | 651 | 995 |
| Norvell Township, Precinct 2 | 801 | 1,293 |
| Parma Township, Precinct 1 | 1,022 | 2,018 |
| Pulaski Township, Precinct 1 | 780 | 1,368 |
| Rives Township, Precinct 1 | 1,115 | 2,117 |
| Rives Township, Precinct 2 | 925 | 1,464 |
| Sandstone Charter Township, Precinct 1 | 770 | 1,237 |
| Sandstone Charter Township, Precinct 2 | 556 | 874 |
| Sandstone Charter Township, Precinct 3 | 473 | 809 |
| Spring Arbor Township, Precinct 1 | 1,826 | 2,858 |
| Spring Arbor Township, Precinct 2 | 1,528 | 2,502 |
| Springport Township, Precinct 1 | 782 | 1,519 |
| Summit Township, Precinct 1 | 1,037 | 2,093 |
| Summit Township, Precinct 2 | 1,574 | 2,274 |
| Summit Township, Precinct 3 | 1,346 | 2,036 |
| Summit Township, Precinct 4 | 1,432 | 2,086 |
| Summit Township, Precinct 5 | 1,337 | 1,887 |
| Summit Township, Precinct 6 | 886 | 1,349 |
| Summit Township, Precinct 7 | 1,408 | 2,699 |
| Summit Township, Precinct 8 | 1,139 | 2,401 |
| Tompkins Township, Precinct 1 | 1,190 | 2,073 |

| Precinct | Thomas D. Wilson | | Total Votes | Unresolved Write-In |
|---|---|---|---|---|
| Liberty Township, Precinct 2 | 476 | | 476 | 6 |
| Napoleon Township, Precinct 1 | 707 | | 707 | 14 |
| Napoleon Township, Precinct 2 | 740 | | 740 | 12 |
| Napoleon Township, Precinct 3 | 849 | | 849 | 8 |
| Norvell Township, Precinct 1 | 450 | | 450 | 7 |
| Norvell Township, Precinct 2 | 521 | | 521 | 11 |
| Parma Township, Precinct 1 | 703 | | 703 | 7 |
| Pulaski Township, Precinct 1 | 562 | | 562 | 9 |
| Rives Township, Precinct 1 | 790 | | 790 | 17 |
| Rives Township, Precinct 2 | 664 | | 664 | 7 |
| Sandstone Charter Township, Precinct 1 | 546 | | 546 | 4 |
| Sandstone Charter Township, Precinct 2 | 373 | | 373 | 4 |
| Sandstone Charter Township, Precinct 3 | 341 | | 341 | 4 |
| Spring Arbor Township, Precinct 1 | 1,370 | | 1,370 | 13 |
| Spring Arbor Township, Precinct 2 | 1,120 | | 1,120 | 18 |
| Springport Township, Precinct 1 | 541 | | 541 | 15 |
| Summit Township, Precinct 1 | 761 | | 761 | 18 |
| Summit Township, Precinct 2 | 1,187 | | 1,187 | 10 |
| Summit Township, Precinct 3 | 937 | | 937 | 25 |
| Summit Township, Precinct 4 | 1,077 | | 1,077 | 17 |
| Summit Township, Precinct 5 | 996 | | 996 | 14 |
| Summit Township, Precinct 6 | 662 | | 662 | 10 |
| Summit Township, Precinct 7 | 1,113 | | 1,113 | 15 |
| Summit Township, Precinct 8 | 880 | | 880 | 21 |
| Tompkins Township, Precinct 1 | 850 | | 850 | 13 |

| Precinct | Times Cast | Registered Voters |
|---|---|---|
| Waterloo Township, Precinct 1 | 1,339 | 2,212 |
| Jackson County Michigan - Total | 61,768 | 112,175 |
| **Cumulative** | | |
| Cumulative | 0 | 0 |
| Cumulative - Total | 0 | 0 |
| County - Total | 61,768 | 112,175 |

| Precinct | Thomas D. Wilson | | Total Votes | Unresolved Write-In |
|---|---|---|---|---|
| Waterloo Township, Precinct 1 | 913 | | 913 | 14 |
| Jackson County Michigan - Total | 45,185 | | 45,185 | 915 |
| **Cumulative** | | | | |
| Cumulative | 0 | | 0 | 0 |
| Cumulative - Total | 0 | | 0 | 0 |
| County - Total | 45,185 | | 45,185 | 915 |

# Judge Probate Ct (Vote for 1)

| Precinct | Times Cast | Registered Voters |
|---|---|---|
| **County** | | |
| **Jackson County Michigan** | | |
| Blackman Charter Township, Precinct 1 | 990 | 2,492 |
| Blackman Charter Township, Precinct 2 | 1,749 | 2,971 |
| Blackman Charter Township, Precinct 3 | 1,614 | 2,972 |
| Blackman Charter Township, Precinct 4 | 1,263 | 2,845 |
| Blackman Charter Township, Precinct 5 | 995 | 2,386 |
| City of Jackson, Ward 1, Precinct 1 | 589 | 1,679 |
| City of Jackson, Ward 1, Precinct 2 | 663 | 1,912 |
| City of Jackson, Ward 2, Precinct 1 | 680 | 1,724 |
| City of Jackson, Ward 2, Precinct 2 | 463 | 1,392 |
| City of Jackson, Ward 3, Precinct 1 | 244 | 754 |
| City of Jackson, Ward 3, Precinct 2 | 719 | 1,595 |
| City of Jackson, Ward 3, Precinct 3 | 558 | 1,215 |
| City of Jackson, Ward 4, Precinct 1 | 602 | 1,396 |
| City of Jackson, Ward 4, Precinct 2 | 567 | 1,264 |
| City of Jackson, Ward 4, Precinct 3 | 740 | 1,284 |
| City of Jackson, Ward 5, Precinct 1 | 219 | 757 |

| Precinct | Diane M. Rappleye | | Total Votes | Unresolved Write-In |
|---|---|---|---|---|
| **County** | | | | |
| **Jackson County Michigan** | | | | |
| Blackman Charter Township, Precinct 1 | 786 | | 786 | 23 |
| Blackman Charter Township, Precinct 2 | 1,304 | | 1,304 | 16 |
| Blackman Charter Township, Precinct 3 | 1,213 | | 1,213 | 11 |
| Blackman Charter Township, Precinct 4 | 963 | | 963 | 26 |
| Blackman Charter Township, Precinct 5 | 742 | | 742 | 24 |
| City of Jackson, Ward 1, Precinct 1 | 449 | | 449 | 34 |
| City of Jackson, Ward 1, Precinct 2 | 500 | | 500 | 53 |
| City of Jackson, Ward 2, Precinct 1 | 502 | | 502 | 28 |
| City of Jackson, Ward 2, Precinct 2 | 369 | | 369 | 17 |
| City of Jackson, Ward 3, Precinct 1 | 187 | | 187 | 13 |
| City of Jackson, Ward 3, Precinct 2 | 542 | | 542 | 20 |
| City of Jackson, Ward 3, Precinct 3 | 417 | | 417 | 19 |
| City of Jackson, Ward 4, Precinct 1 | 465 | | 465 | 12 |
| City of Jackson, Ward 4, Precinct 2 | 445 | | 445 | 14 |
| City of Jackson, Ward 4, Precinct 3 | 552 | | 552 | 12 |
| City of Jackson, Ward 5, Precinct 1 | 168 | | 168 | 14 |

| Precinct | Times Cast | Registered Voters |
|---|---|---|
| City of Jackson, Ward 5, Precinct 2 | 368 | 1,015 |
| City of Jackson, Ward 5, Precinct 3 | 315 | 1,194 |
| City of Jackson, Ward 6, Precinct 1 | 858 | 1,243 |
| City of Jackson, Ward 6, Precinct 2 | 746 | 1,404 |
| City of Jackson, Ward 6, Precinct 3 | 929 | 1,409 |
| Columbia Township, Precinct 1 | 1,172 | 2,019 |
| Columbia Township, Precinct 2 | 1,057 | 1,624 |
| Columbia Township, Precinct 3 | 1,587 | 2,431 |
| Concord Township, Precinct 1 | 1,195 | 1,964 |
| Grass Lake Charter Township, Precinct 1 | 1,433 | 2,119 |
| Grass Lake Charter Township, Precinct 2 | 1,057 | 1,540 |
| Grass Lake Charter Township, Precinct 3 | 553 | 854 |
| Hanover Township, Precinct 1 | 819 | 1,296 |
| Hanover Township, Precinct 2 | 882 | 1,561 |
| Henrietta Township, Precinct 1 | 1,085 | 1,639 |
| Henrietta Township, Precinct 2 | 1,048 | 1,913 |
| Leoni Township, Precinct 1 | 1,619 | 2,955 |
| Leoni Township, Precinct 2 | 1,405 | 2,840 |
| Leoni Township, Precinct 3 | 1,178 | 2,413 |
| Leoni Township, Precinct 4 | 1,290 | 2,169 |
| Liberty Township, Precinct 1 | 928 | 1,449 |

| Precinct | Diane M. Rappleye | | Total Votes | Unresolved Write-In |
|---|---|---|---|---|
| City of Jackson, Ward 5, Precinct 2 | 280 | | 280 | 12 |
| City of Jackson, Ward 5, Precinct 3 | 247 | | 247 | 11 |
| City of Jackson, Ward 6, Precinct 1 | 603 | | 603 | 10 |
| City of Jackson, Ward 6, Precinct 2 | 575 | | 575 | 12 |
| City of Jackson, Ward 6, Precinct 3 | 709 | | 709 | 14 |
| Columbia Township, Precinct 1 | 838 | | 838 | 15 |
| Columbia Township, Precinct 2 | 781 | | 781 | 14 |
| Columbia Township, Precinct 3 | 1,106 | | 1,106 | 13 |
| Concord Township, Precinct 1 | 871 | | 871 | 8 |
| Grass Lake Charter Township, Precinct 1 | 973 | | 973 | 9 |
| Grass Lake Charter Township, Precinct 2 | 683 | | 683 | 14 |
| Grass Lake Charter Township, Precinct 3 | 374 | | 374 | 8 |
| Hanover Township, Precinct 1 | 618 | | 618 | 9 |
| Hanover Township, Precinct 2 | 680 | | 680 | 13 |
| Henrietta Township, Precinct 1 | 808 | | 808 | 14 |
| Henrietta Township, Precinct 2 | 782 | | 782 | 16 |
| Leoni Township, Precinct 1 | 1,187 | | 1,187 | 29 |
| Leoni Township, Precinct 2 | 1,032 | | 1,032 | 28 |
| Leoni Township, Precinct 3 | 894 | | 894 | 20 |
| Leoni Township, Precinct 4 | 965 | | 965 | 17 |
| Liberty Township, Precinct 1 | 641 | | 641 | 12 |

| Precinct | Times Cast | Registered Voters |
|---|---|---|
| Liberty Township, Precinct 2 | 660 | 1,007 |
| Napoleon Township, Precinct 1 | 926 | 1,817 |
| Napoleon Township, Precinct 2 | 963 | 1,662 |
| Napoleon Township, Precinct 3 | 1,123 | 1,836 |
| Norvell Township, Precinct 1 | 651 | 995 |
| Norvell Township, Precinct 2 | 801 | 1,293 |
| Parma Township, Precinct 1 | 1,022 | 2,018 |
| Pulaski Township, Precinct 1 | 780 | 1,368 |
| Rives Township, Precinct 1 | 1,115 | 2,117 |
| Rives Township, Precinct 2 | 925 | 1,464 |
| Sandstone Charter Township, Precinct 1 | 770 | 1,237 |
| Sandstone Charter Township, Precinct 2 | 556 | 874 |
| Sandstone Charter Township, Precinct 3 | 473 | 809 |
| Spring Arbor Township, Precinct 1 | 1,826 | 2,858 |
| Spring Arbor Township, Precinct 2 | 1,528 | 2,502 |
| Springport Township, Precinct 1 | 782 | 1,519 |
| Summit Township, Precinct 1 | 1,037 | 2,093 |
| Summit Township, Precinct 2 | 1,574 | 2,274 |
| Summit Township, Precinct 3 | 1,346 | 2,036 |
| Summit Township, Precinct 4 | 1,432 | 2,086 |
| Summit Township, Precinct 5 | 1,337 | 1,887 |
| Summit Township, Precinct 6 | 886 | 1,349 |
| Summit Township, Precinct 7 | 1,408 | 2,699 |
| Summit Township, Precinct 8 | 1,139 | 2,401 |
| Tompkins Township, Precinct 1 | 1,190 | 2,073 |

| Precinct | Diane M. Rappleye | | Total Votes | Unresolved Write-In |
|---|---|---|---|---|
| Liberty Township, Precinct 2 | 484 | | 484 | 5 |
| Napoleon Township, Precinct 1 | 702 | | 702 | 12 |
| Napoleon Township, Precinct 2 | 740 | | 740 | 18 |
| Napoleon Township, Precinct 3 | 823 | | 823 | 8 |
| Norvell Township, Precinct 1 | 466 | | 466 | 5 |
| Norvell Township, Precinct 2 | 521 | | 521 | 10 |
| Parma Township, Precinct 1 | 688 | | 688 | 17 |
| Pulaski Township, Precinct 1 | 564 | | 564 | 7 |
| Rives Township, Precinct 1 | 808 | | 808 | 18 |
| Rives Township, Precinct 2 | 665 | | 665 | 11 |
| Sandstone Charter Township, Precinct 1 | 534 | | 534 | 9 |
| Sandstone Charter Township, Precinct 2 | 356 | | 356 | 5 |
| Sandstone Charter Township, Precinct 3 | 345 | | 345 | 5 |
| Spring Arbor Township, Precinct 1 | 1,373 | | 1,373 | 18 |
| Spring Arbor Township, Precinct 2 | 1,141 | | 1,141 | 16 |
| Springport Township, Precinct 1 | 538 | | 538 | 15 |
| Summit Township, Precinct 1 | 769 | | 769 | 17 |
| Summit Township, Precinct 2 | 1,189 | | 1,189 | 16 |
| Summit Township, Precinct 3 | 963 | | 963 | 19 |
| Summit Township, Precinct 4 | 1,089 | | 1,089 | 18 |
| Summit Township, Precinct 5 | 981 | | 981 | 14 |
| Summit Township, Precinct 6 | 674 | | 674 | 11 |
| Summit Township, Precinct 7 | 1,113 | | 1,113 | 17 |
| Summit Township, Precinct 8 | 878 | | 878 | 27 |
| Tompkins Township, Precinct 1 | 854 | | 854 | 17 |

| Precinct | Times Cast | Registered Voters |
|---|---|---|
| Waterloo Township, Precinct 1 | 1,339 | 2,212 |
| Jackson County Michigan - Total | 61,768 | 112,175 |
| **Cumulative** | | |
| Cumulative | 0 | 0 |
| Cumulative - Total | 0 | 0 |
| County - Total | 61,768 | 112,175 |

| Precinct | Diane M. Rappleye | | Total Votes | Unresolved Write-In |
|---|---|---|---|---|
| Waterloo Township, Precinct 1 | 914 | | 914 | 17 |
| Jackson County Michigan - Total | 45,423 | | 45,423 | 986 |
| **Cumulative** | | | | |
| Cumulative | 0 | | 0 | 0 |
| Cumulative - Total | 0 | | 0 | 0 |
| County - Total | 45,423 | | 45,423 | 986 |

# Judge District Ct 12th (Vote for 1)

| Precinct | Times Cast | Registered Voters |
|---|---|---|
| **County** | | |
| **Jackson County Michigan** | | |
| Blackman Charter Township, Precinct 1 | 990 | 2,492 |
| Blackman Charter Township, Precinct 2 | 1,749 | 2,971 |
| Blackman Charter Township, Precinct 3 | 1,614 | 2,972 |
| Blackman Charter Township, Precinct 4 | 1,263 | 2,845 |
| Blackman Charter Township, Precinct 5 | 995 | 2,386 |
| City of Jackson, Ward 1, Precinct 1 | 589 | 1,679 |
| City of Jackson, Ward 1, Precinct 2 | 663 | 1,912 |
| City of Jackson, Ward 2, Precinct 1 | 680 | 1,724 |
| City of Jackson, Ward 2, Precinct 2 | 463 | 1,392 |
| City of Jackson, Ward 3, Precinct 1 | 244 | 754 |
| City of Jackson, Ward 3, Precinct 2 | 719 | 1,595 |
| City of Jackson, Ward 3, Precinct 3 | 558 | 1,215 |
| City of Jackson, Ward 4, Precinct 1 | 602 | 1,396 |
| City of Jackson, Ward 4, Precinct 2 | 567 | 1,264 |
| City of Jackson, Ward 4, Precinct 3 | 740 | 1,284 |
| City of Jackson, Ward 5, Precinct 1 | 219 | 757 |

| Precinct | Daniel A. Goostrey | | Total Votes | Unresolved Write-In |
|---|---|---|---|---|
| **County** | | | | |
| **Jackson County Michigan** | | | | |
| Blackman Charter Township, Precinct 1 | 786 | | 786 | 13 |
| Blackman Charter Township, Precinct 2 | 1,294 | | 1,294 | 16 |
| Blackman Charter Township, Precinct 3 | 1,195 | | 1,195 | 16 |
| Blackman Charter Township, Precinct 4 | 953 | | 953 | 26 |
| Blackman Charter Township, Precinct 5 | 751 | | 751 | 24 |
| City of Jackson, Ward 1, Precinct 1 | 444 | | 444 | 42 |
| City of Jackson, Ward 1, Precinct 2 | 480 | | 480 | 47 |
| City of Jackson, Ward 2, Precinct 1 | 501 | | 501 | 24 |
| City of Jackson, Ward 2, Precinct 2 | 364 | | 364 | 13 |
| City of Jackson, Ward 3, Precinct 1 | 186 | | 186 | 11 |
| City of Jackson, Ward 3, Precinct 2 | 524 | | 524 | 24 |
| City of Jackson, Ward 3, Precinct 3 | 409 | | 409 | 18 |
| City of Jackson, Ward 4, Precinct 1 | 464 | | 464 | 11 |
| City of Jackson, Ward 4, Precinct 2 | 436 | | 436 | 7 |
| City of Jackson, Ward 4, Precinct 3 | 544 | | 544 | 12 |
| City of Jackson, Ward 5, Precinct 1 | 166 | | 166 | 11 |

| Precinct | Times Cast | Registered Voters |
|---|---|---|
| City of Jackson, Ward 5, Precinct 2 | 368 | 1,015 |
| City of Jackson, Ward 5, Precinct 3 | 315 | 1,194 |
| City of Jackson, Ward 6, Precinct 1 | 858 | 1,243 |
| City of Jackson, Ward 6, Precinct 2 | 746 | 1,404 |
| City of Jackson, Ward 6, Precinct 3 | 929 | 1,409 |
| Columbia Township, Precinct 1 | 1,172 | 2,019 |
| Columbia Township, Precinct 2 | 1,057 | 1,624 |
| Columbia Township, Precinct 3 | 1,587 | 2,431 |
| Concord Township, Precinct 1 | 1,195 | 1,964 |
| Grass Lake Charter Township, Precinct 1 | 1,433 | 2,119 |
| Grass Lake Charter Township, Precinct 2 | 1,057 | 1,540 |
| Grass Lake Charter Township, Precinct 3 | 553 | 854 |
| Hanover Township, Precinct 1 | 819 | 1,296 |
| Hanover Township, Precinct 2 | 882 | 1,561 |
| Henrietta Township, Precinct 1 | 1,085 | 1,639 |
| Henrietta Township, Precinct 2 | 1,048 | 1,913 |
| Leoni Township, Precinct 1 | 1,619 | 2,955 |
| Leoni Township, Precinct 2 | 1,405 | 2,840 |
| Leoni Township, Precinct 3 | 1,178 | 2,413 |
| Leoni Township, Precinct 4 | 1,290 | 2,169 |
| Liberty Township, Precinct 1 | 928 | 1,449 |

| Precinct | Daniel A. Goostrey | | Total Votes | Unresolved Write-In |
|---|---|---|---|---|
| City of Jackson, Ward 5, Precinct 2 | 281 | | 281 | 9 |
| City of Jackson, Ward 5, Precinct 3 | 246 | | 246 | 12 |
| City of Jackson, Ward 6, Precinct 1 | 595 | | 595 | 10 |
| City of Jackson, Ward 6, Precinct 2 | 567 | | 567 | 11 |
| City of Jackson, Ward 6, Precinct 3 | 685 | | 685 | 15 |
| Columbia Township, Precinct 1 | 822 | | 822 | 17 |
| Columbia Township, Precinct 2 | 768 | | 768 | 8 |
| Columbia Township, Precinct 3 | 1,082 | | 1,082 | 9 |
| Concord Township, Precinct 1 | 860 | | 860 | 7 |
| Grass Lake Charter Township, Precinct 1 | 954 | | 954 | 8 |
| Grass Lake Charter Township, Precinct 2 | 671 | | 671 | 13 |
| Grass Lake Charter Township, Precinct 3 | 363 | | 363 | 6 |
| Hanover Township, Precinct 1 | 578 | | 578 | 8 |
| Hanover Township, Precinct 2 | 650 | | 650 | 9 |
| Henrietta Township, Precinct 1 | 813 | | 813 | 7 |
| Henrietta Township, Precinct 2 | 775 | | 775 | 17 |
| Leoni Township, Precinct 1 | 1,192 | | 1,192 | 21 |
| Leoni Township, Precinct 2 | 1,017 | | 1,017 | 22 |
| Leoni Township, Precinct 3 | 883 | | 883 | 18 |
| Leoni Township, Precinct 4 | 951 | | 951 | 14 |
| Liberty Township, Precinct 1 | 615 | | 615 | 11 |

| Precinct | Times Cast | Registered Voters |
|---|---|---|
| Liberty Township, Precinct 2 | 660 | 1,007 |
| Napoleon Township, Precinct 1 | 926 | 1,817 |
| Napoleon Township, Precinct 2 | 963 | 1,662 |
| Napoleon Township, Precinct 3 | 1,123 | 1,836 |
| Norvell Township, Precinct 1 | 651 | 995 |
| Norvell Township, Precinct 2 | 801 | 1,293 |
| Parma Township, Precinct 1 | 1,022 | 2,018 |
| Pulaski Township, Precinct 1 | 780 | 1,368 |
| Rives Township, Precinct 1 | 1,115 | 2,117 |
| Rives Township, Precinct 2 | 925 | 1,464 |
| Sandstone Charter Township, Precinct 1 | 770 | 1,237 |
| Sandstone Charter Township, Precinct 2 | 556 | 874 |
| Sandstone Charter Township, Precinct 3 | 473 | 809 |
| Spring Arbor Township, Precinct 1 | 1,826 | 2,858 |
| Spring Arbor Township, Precinct 2 | 1,528 | 2,502 |
| Springport Township, Precinct 1 | 782 | 1,519 |
| Summit Township, Precinct 1 | 1,037 | 2,093 |
| Summit Township, Precinct 2 | 1,574 | 2,274 |
| Summit Township, Precinct 3 | 1,346 | 2,036 |
| Summit Township, Precinct 4 | 1,432 | 2,086 |
| Summit Township, Precinct 5 | 1,337 | 1,887 |
| Summit Township, Precinct 6 | 886 | 1,349 |
| Summit Township, Precinct 7 | 1,408 | 2,699 |
| Summit Township, Precinct 8 | 1,139 | 2,401 |
| Tompkins Township, Precinct 1 | 1,190 | 2,073 |

| Precinct | Daniel A. Goostrey | | Total Votes | Unresolved Write-In |
|---|---|---|---|---|
| Liberty Township, Precinct 2 | 461 | | 461 | 7 |
| Napoleon Township, Precinct 1 | 705 | | 705 | 13 |
| Napoleon Township, Precinct 2 | 753 | | 753 | 15 |
| Napoleon Township, Precinct 3 | 832 | | 832 | 11 |
| Norvell Township, Precinct 1 | 450 | | 450 | 7 |
| Norvell Township, Precinct 2 | 515 | | 515 | 9 |
| Parma Township, Precinct 1 | 686 | | 686 | 11 |
| Pulaski Township, Precinct 1 | 556 | | 556 | 8 |
| Rives Township, Precinct 1 | 784 | | 784 | 16 |
| Rives Township, Precinct 2 | 664 | | 664 | 9 |
| Sandstone Charter Township, Precinct 1 | 531 | | 531 | 5 |
| Sandstone Charter Township, Precinct 2 | 358 | | 358 | 4 |
| Sandstone Charter Township, Precinct 3 | 331 | | 331 | 6 |
| Spring Arbor Township, Precinct 1 | 1,360 | | 1,360 | 12 |
| Spring Arbor Township, Precinct 2 | 1,117 | | 1,117 | 14 |
| Springport Township, Precinct 1 | 535 | | 535 | 17 |
| Summit Township, Precinct 1 | 748 | | 748 | 24 |
| Summit Township, Precinct 2 | 1,148 | | 1,148 | 13 |
| Summit Township, Precinct 3 | 916 | | 916 | 22 |
| Summit Township, Precinct 4 | 1,058 | | 1,058 | 13 |
| Summit Township, Precinct 5 | 966 | | 966 | 11 |
| Summit Township, Precinct 6 | 652 | | 652 | 15 |
| Summit Township, Precinct 7 | 1,099 | | 1,099 | 15 |
| Summit Township, Precinct 8 | 874 | | 874 | 24 |
| Tompkins Township, Precinct 1 | 837 | | 837 | 17 |

| Precinct | Times Cast | Registered Voters |
|---|---|---|
| Waterloo Township, Precinct 1 | 1,339 | 2,212 |
| Jackson County Michigan - Total | 61,768 | 112,175 |
| **Cumulative** | | |
| Cumulative | 0 | 0 |
| Cumulative - Total | 0 | 0 |
| County - Total | 61,768 | 112,175 |

| Precinct | Daniel A. Goostrey | | Total Votes | Unresolved Write-In |
|---|---|---|---|---|
| Waterloo Township, Precinct 1 | 895 | | 895 | 16 |
| Jackson County Michigan - Total | 44,696 | | 44,696 | 901 |
| **Cumulative** | | | | |
| Cumulative | 0 | | 0 | 0 |
| Cumulative - Total | 0 | | 0 | 0 |
| County - Total | 44,696 | | 44,696 | 901 |

# Jackson College Trustee (Vote for 2)

| Precinct | Times Cast | Registered Voters |
|---|---|---|
| **County** | | |
| **Jackson County Michigan** | | |
| Blackman Charter Township, Precinct 1 | 990 | 2,492 |
| Blackman Charter Township, Precinct 2 | 1,749 | 2,971 |
| Blackman Charter Township, Precinct 3 | 1,614 | 2,972 |
| Blackman Charter Township, Precinct 4 | 1,263 | 2,845 |
| Blackman Charter Township, Precinct 5 | 995 | 2,386 |
| City of Jackson, Ward 1, Precinct 1 | 589 | 1,679 |
| City of Jackson, Ward 1, Precinct 2 | 663 | 1,912 |
| City of Jackson, Ward 2, Precinct 1 | 680 | 1,724 |
| City of Jackson, Ward 2, Precinct 2 | 463 | 1,392 |
| City of Jackson, Ward 3, Precinct 1 | 244 | 754 |
| City of Jackson, Ward 3, Precinct 2 | 719 | 1,595 |
| City of Jackson, Ward 3, Precinct 3 | 558 | 1,215 |
| City of Jackson, Ward 4, Precinct 1 | 602 | 1,396 |
| City of Jackson, Ward 4, Precinct 2 | 567 | 1,264 |
| City of Jackson, Ward 4, Precinct 3 | 740 | 1,284 |
| City of Jackson, Ward 5, Precinct 1 | 219 | 757 |

| Precinct | John M. Crist | | Donna L. Lake | | Total Votes |
|---|---|---|---|---|---|
| **County** | | | | | |
| **Jackson County Michigan** | | | | | |
| Blackman Charter Township, Precinct 1 | 608 | | 625 | | 1,233 |
| Blackman Charter Township, Precinct 2 | 1,091 | | 1,061 | | 2,152 |
| Blackman Charter Township, Precinct 3 | 1,010 | | 998 | | 2,008 |
| Blackman Charter Township, Precinct 4 | 728 | | 776 | | 1,504 |
| Blackman Charter Township, Precinct 5 | 576 | | 596 | | 1,172 |
| City of Jackson, Ward 1, Precinct 1 | 296 | | 385 | | 681 |
| City of Jackson, Ward 1, Precinct 2 | 253 | | 475 | | 728 |
| City of Jackson, Ward 2, Precinct 1 | 362 | | 424 | | 786 |
| City of Jackson, Ward 2, Precinct 2 | 251 | | 306 | | 557 |
| City of Jackson, Ward 3, Precinct 1 | 126 | | 145 | | 271 |
| City of Jackson, Ward 3, Precinct 2 | 406 | | 441 | | 847 |
| City of Jackson, Ward 3, Precinct 3 | 302 | | 350 | | 652 |
| City of Jackson, Ward 4, Precinct 1 | 344 | | 388 | | 732 |
| City of Jackson, Ward 4, Precinct 2 | 317 | | 356 | | 673 |
| City of Jackson, Ward 4, Precinct 3 | 452 | | 478 | | 930 |
| City of Jackson, Ward 5, Precinct 1 | 91 | | 153 | | 244 |

| Precinct | Unresolved Write-In |
|---|---|
| **County** | |
| **Jackson County Michigan** | |
| Blackman Charter Township, Precinct 1 | 10 |
| Blackman Charter Township, Precinct 2 | 19 |
| Blackman Charter Township, Precinct 3 | 4 |
| Blackman Charter Township, Precinct 4 | 30 |
| Blackman Charter Township, Precinct 5 | 15 |
| City of Jackson, Ward 1, Precinct 1 | 33 |
| City of Jackson, Ward 1, Precinct 2 | 40 |
| City of Jackson, Ward 2, Precinct 1 | 29 |
| City of Jackson, Ward 2, Precinct 2 | 14 |
| City of Jackson, Ward 3, Precinct 1 | 11 |
| City of Jackson, Ward 3, Precinct 2 | 20 |
| City of Jackson, Ward 3, Precinct 3 | 23 |
| City of Jackson, Ward 4, Precinct 1 | 9 |
| City of Jackson, Ward 4, Precinct 2 | 10 |
| City of Jackson, Ward 4, Precinct 3 | 10 |
| City of Jackson, Ward 5, Precinct 1 | 11 |

| Precinct | Times Cast | Registered Voters |
|---|---|---|
| City of Jackson, Ward 5, Precinct 2 | 368 | 1,015 |
| City of Jackson, Ward 5, Precinct 3 | 315 | 1,194 |
| City of Jackson, Ward 6, Precinct 1 | 858 | 1,243 |
| City of Jackson, Ward 6, Precinct 2 | 746 | 1,404 |
| City of Jackson, Ward 6, Precinct 3 | 929 | 1,409 |
| Columbia Township, Precinct 1 | 1,172 | 2,019 |
| Columbia Township, Precinct 2 | 1,057 | 1,624 |
| Columbia Township, Precinct 3 | 1,587 | 2,431 |
| Concord Township, Precinct 1 | 1,195 | 1,964 |
| Grass Lake Charter Township, Precinct 1 | 1,433 | 2,119 |
| Grass Lake Charter Township, Precinct 2 | 1,057 | 1,540 |
| Grass Lake Charter Township, Precinct 3 | 553 | 854 |
| Hanover Township, Precinct 1 | 819 | 1,296 |
| Hanover Township, Precinct 2 | 882 | 1,561 |
| Henrietta Township, Precinct 1 | 1,085 | 1,639 |
| Henrietta Township, Precinct 2 | 1,048 | 1,913 |
| Leoni Township, Precinct 1 | 1,619 | 2,955 |
| Leoni Township, Precinct 2 | 1,405 | 2,840 |
| Leoni Township, Precinct 3 | 1,178 | 2,413 |
| Leoni Township, Precinct 4 | 1,290 | 2,169 |
| Liberty Township, Precinct 1 | 928 | 1,449 |

| Precinct | John M. Crist | | Donna L. Lake | | Total Votes |
|---|---|---|---|---|---|
| City of Jackson, Ward 5, Precinct 2 | 190 | | 243 | | 433 |
| City of Jackson, Ward 5, Precinct 3 | 161 | | 205 | | 366 |
| City of Jackson, Ward 6, Precinct 1 | 520 | | 556 | | 1,076 |
| City of Jackson, Ward 6, Precinct 2 | 419 | | 495 | | 914 |
| City of Jackson, Ward 6, Precinct 3 | 534 | | 611 | | 1,145 |
| Columbia Township, Precinct 1 | 665 | | 693 | | 1,358 |
| Columbia Township, Precinct 2 | 629 | | 661 | | 1,290 |
| Columbia Township, Precinct 3 | 891 | | 914 | | 1,805 |
| Concord Township, Precinct 1 | 729 | | 688 | | 1,417 |
| Grass Lake Charter Township, Precinct 1 | 814 | | 819 | | 1,633 |
| Grass Lake Charter Township, Precinct 2 | 589 | | 607 | | 1,196 |
| Grass Lake Charter Township, Precinct 3 | 300 | | 321 | | 621 |
| Hanover Township, Precinct 1 | 524 | | 477 | | 1,001 |
| Hanover Township, Precinct 2 | 564 | | 513 | | 1,077 |
| Henrietta Township, Precinct 1 | 651 | | 670 | | 1,321 |
| Henrietta Township, Precinct 2 | 635 | | 652 | | 1,287 |
| Leoni Township, Precinct 1 | 978 | | 936 | | 1,914 |
| Leoni Township, Precinct 2 | 832 | | 845 | | 1,677 |
| Leoni Township, Precinct 3 | 708 | | 707 | | 1,415 |
| Leoni Township, Precinct 4 | 784 | | 806 | | 1,590 |
| Liberty Township, Precinct 1 | 518 | | 510 | | 1,028 |

| Precinct | Unresolved Write-In |
|---|---|
| City of Jackson, Ward 5, Precinct 2 | 15 |
| City of Jackson, Ward 5, Precinct 3 | 11 |
| City of Jackson, Ward 6, Precinct 1 | 10 |
| City of Jackson, Ward 6, Precinct 2 | 9 |
| City of Jackson, Ward 6, Precinct 3 | 7 |
| Columbia Township, Precinct 1 | 9 |
| Columbia Township, Precinct 2 | 12 |
| Columbia Township, Precinct 3 | 16 |
| Concord Township, Precinct 1 | 7 |
| Grass Lake Charter Township, Precinct 1 | 18 |
| Grass Lake Charter Township, Precinct 2 | 14 |
| Grass Lake Charter Township, Precinct 3 | 5 |
| Hanover Township, Precinct 1 | 6 |
| Hanover Township, Precinct 2 | 13 |
| Henrietta Township, Precinct 1 | 12 |
| Henrietta Township, Precinct 2 | 11 |
| Leoni Township, Precinct 1 | 18 |
| Leoni Township, Precinct 2 | 19 |
| Leoni Township, Precinct 3 | 25 |
| Leoni Township, Precinct 4 | 22 |
| Liberty Township, Precinct 1 | 5 |

| Precinct | Times Cast | Registered Voters |
|---|---|---|
| Liberty Township, Precinct 2 | 660 | 1,007 |
| Napoleon Township, Precinct 1 | 926 | 1,817 |
| Napoleon Township, Precinct 2 | 963 | 1,662 |
| Napoleon Township, Precinct 3 | 1,123 | 1,836 |
| Norvell Township, Precinct 1 | 651 | 995 |
| Norvell Township, Precinct 2 | 801 | 1,293 |
| Parma Township, Precinct 1 | 1,022 | 2,018 |
| Pulaski Township, Precinct 1 | 780 | 1,368 |
| Rives Township, Precinct 1 | 1,115 | 2,117 |
| Rives Township, Precinct 2 | 925 | 1,464 |
| Sandstone Charter Township, Precinct 1 | 770 | 1,237 |
| Sandstone Charter Township, Precinct 2 | 556 | 874 |
| Sandstone Charter Township, Precinct 3 | 473 | 809 |
| Spring Arbor Township, Precinct 1 | 1,826 | 2,858 |
| Spring Arbor Township, Precinct 2 | 1,528 | 2,502 |
| Springport Township, Precinct 1 | 782 | 1,519 |
| Summit Township, Precinct 1 | 1,037 | 2,093 |
| Summit Township, Precinct 2 | 1,574 | 2,274 |
| Summit Township, Precinct 3 | 1,346 | 2,036 |
| Summit Township, Precinct 4 | 1,432 | 2,086 |
| Summit Township, Precinct 5 | 1,337 | 1,887 |
| Summit Township, Precinct 6 | 886 | 1,349 |
| Summit Township, Precinct 7 | 1,408 | 2,699 |
| Summit Township, Precinct 8 | 1,139 | 2,401 |
| Tompkins Township, Precinct 1 | 1,190 | 2,073 |

| Precinct | John M. Crist | | Donna L. Lake | | Total Votes |
|---|---|---|---|---|---|
| Liberty Township, Precinct 2 | 388 | | 389 | | 777 |
| Napoleon Township, Precinct 1 | 558 | | 563 | | 1,121 |
| Napoleon Township, Precinct 2 | 582 | | 553 | | 1,135 |
| Napoleon Township, Precinct 3 | 668 | | 676 | | 1,344 |
| Norvell Township, Precinct 1 | 361 | | 367 | | 728 |
| Norvell Township, Precinct 2 | 414 | | 407 | | 821 |
| Parma Township, Precinct 1 | 562 | | 561 | | 1,123 |
| Pulaski Township, Precinct 1 | 492 | | 436 | | 928 |
| Rives Township, Precinct 1 | 641 | | 651 | | 1,292 |
| Rives Township, Precinct 2 | 542 | | 512 | | 1,054 |
| Sandstone Charter Township, Precinct 1 | 469 | | 434 | | 903 |
| Sandstone Charter Township, Precinct 2 | 337 | | 292 | | 629 |
| Sandstone Charter Township, Precinct 3 | 317 | | 275 | | 592 |
| Spring Arbor Township, Precinct 1 | 1,268 | | 1,142 | | 2,410 |
| Spring Arbor Township, Precinct 2 | 1,048 | | 964 | | 2,012 |
| Springport Township, Precinct 1 | 451 | | 434 | | 885 |
| Summit Township, Precinct 1 | 609 | | 629 | | 1,238 |
| Summit Township, Precinct 2 | 1,038 | | 1,021 | | 2,059 |
| Summit Township, Precinct 3 | 812 | | 812 | | 1,624 |
| Summit Township, Precinct 4 | 936 | | 955 | | 1,891 |
| Summit Township, Precinct 5 | 875 | | 908 | | 1,783 |
| Summit Township, Precinct 6 | 545 | | 574 | | 1,119 |
| Summit Township, Precinct 7 | 884 | | 896 | | 1,780 |
| Summit Township, Precinct 8 | 641 | | 733 | | 1,374 |
| Tompkins Township, Precinct 1 | 684 | | 685 | | 1,369 |

| Precinct | Unresolved Write-In |
|---|---|
| Liberty Township, Precinct 2 | 7 |
| Napoleon Township, Precinct 1 | 12 |
| Napoleon Township, Precinct 2 | 10 |
| Napoleon Township, Precinct 3 | 9 |
| Norvell Township, Precinct 1 | 11 |
| Norvell Township, Precinct 2 | 12 |
| Parma Township, Precinct 1 | 5 |
| Pulaski Township, Precinct 1 | 11 |
| Rives Township, Precinct 1 | 15 |
| Rives Township, Precinct 2 | 10 |
| Sandstone Charter Township, Precinct 1 | 7 |
| Sandstone Charter Township, Precinct 2 | 3 |
| Sandstone Charter Township, Precinct 3 | 3 |
| Spring Arbor Township, Precinct 1 | 15 |
| Spring Arbor Township, Precinct 2 | 11 |
| Springport Township, Precinct 1 | 15 |
| Summit Township, Precinct 1 | 26 |
| Summit Township, Precinct 2 | 5 |
| Summit Township, Precinct 3 | 10 |
| Summit Township, Precinct 4 | 15 |
| Summit Township, Precinct 5 | 17 |
| Summit Township, Precinct 6 | 8 |
| Summit Township, Precinct 7 | 20 |
| Summit Township, Precinct 8 | 23 |
| Tompkins Township, Precinct 1 | 8 |

| Precinct | Times Cast | Registered Voters |
|---|---|---|
| Waterloo Township, Precinct 1 | 1,339 | 2,212 |
| Jackson County Michigan - Total | 61,768 | 112,175 |
| **Cumulative** | | |
| Cumulative | 0 | 0 |
| Cumulative - Total | 0 | 0 |
| County - Total | 61,768 | 112,175 |

| Precinct | John M. Crist | | Donna L. Lake | | Total Votes |
|---|---|---|---|---|---|
| Waterloo Township, Precinct 1 | 720 | | 773 | | 1,493 |
| Jackson County Michigan - Total | 36,690 | | 37,528 | | 74,218 |
| **Cumulative** | | | | | |
| Cumulative | 0 | | 0 | | 0 |
| Cumulative - Total | 0 | | 0 | | 0 |
| County - Total | 36,690 | | 37,528 | | 74,218 |

| Precinct | Unresolved Write-In |
|---|---|
| Waterloo Township, Precinct 1 | 13 |
| Jackson County Michigan - Total | 853 |
| **Cumulative** | |
| Cumulative | 0 |
| Cumulative - Total | 0 |
| County - Total | 853 |

# Concord VIL President (Vote for 1)

| Precinct | Times Cast | Registered Voters |
|---|---|---|
| **County** | | |
| **Jackson County Michigan** | | |
| Concord Township, Precinct 1 | 433 | 751 |
| Jackson County Michigan - Total | 433 | 751 |
| **Cumulative** | | |
| Cumulative | 0 | 0 |
| Cumulative - Total | 0 | 0 |
| County - Total | 433 | 751 |

| Precinct | Jeremiah Bush | | Total Votes | Unresolved Write-In |
|---|---|---|---|---|
| **County** | | | | |
| **Jackson County Michigan** | | | | |
| Concord Township, Precinct 1 | 323 | | 323 | 13 |
| Jackson County Michigan - Total | 323 | | 323 | 13 |
| **Cumulative** | | | | |
| Cumulative | 0 | | 0 | 0 |
| Cumulative - Total | 0 | | 0 | 0 |
| County - Total | 323 | | 323 | 13 |

# Grass Lake VIL President (Vote for 1)

| Precinct | Times Cast | Registered Voters |
|---|---|---|
| **County** | | |
| **Jackson County Michigan** | | |
| Grass Lake Charter Township, Precinct 3 | 553 | 854 |
| Jackson County Michigan - Total | 553 | 854 |
| **Cumulative** | | |
| Cumulative | 0 | 0 |
| Cumulative - Total | 0 | 0 |
| County - Total | 553 | 854 |

| Precinct | Joseph A. DeBoe | | Total Votes | Unresolved Write-In |
|---|---|---|---|---|
| **County** | | | | |
| **Jackson County Michigan** | | | | |
| Grass Lake Charter Township, Precinct 3 | 428 | | 428 | 13 |
| Jackson County Michigan - Total | 428 | | 428 | 13 |
| **Cumulative** | | | | |
| Cumulative | 0 | | 0 | 0 |
| Cumulative - Total | 0 | | 0 | 0 |
| County - Total | 428 | | 428 | 13 |

# Hanover VIL President (Vote for 1)

| Precinct | Times Cast | Registered Voters |
|---|---|---|
| **County** | | |
| **Jackson County Michigan** | | |
| Hanover Township, Precinct 2 | 136 | 282 |
| Jackson County Michigan - Total | 136 | 282 |
| **Cumulative** | | |
| Cumulative | 0 | 0 |
| Cumulative - Total | 0 | 0 |
| County - Total | 136 | 282 |

| Precinct | Tim Lindley | | Mike Medley | | Total Votes |
|---|---|---|---|---|---|
| **County** | | | | | |
| **Jackson County Michigan** | | | | | |
| Hanover Township, Precinct 2 | 47 | | 83 | | 130 |
| Jackson County Michigan - Total | 47 | | 83 | | 130 |
| **Cumulative** | | | | | |
| Cumulative | 0 | | 0 | | 0 |
| Cumulative - Total | 0 | | 0 | | 0 |
| County - Total | 47 | | 83 | | 130 |

| Precinct | Unresolved Write-In |
|---|---|
| **County** | |
| **Jackson County Michigan** | |
| Hanover Township, Precinct 2 | 0 |
| Jackson County Michigan - Total | 0 |
| **Cumulative** | |
| Cumulative | 0 |
| Cumulative - Total | 0 |
| County - Total | 0 |

# Parma VIL President (Vote for 1)

| Precinct | Times Cast | Registered Voters |
|---|---|---|
| **County** | | |
| **Jackson County Michigan** | | |
| Parma Township, Precinct 1 | 77 | 172 |
| Sandstone Charter Township, Precinct 3 | 209 | 375 |
| Jackson County Michigan - Total | 286 | 547 |
| **Cumulative** | | |
| Cumulative | 0 | 0 |
| Cumulative - Total | 0 | 0 |
| County - Total | 286 | 547 |

| Precinct | James M. Jenkins | | Total Votes | Unresolved Write-In |
|---|---|---|---|---|
| **County** | | | | |
| **Jackson County Michigan** | | | | |
| Parma Township, Precinct 1 | 50 | | 50 | 5 |
| Sandstone Charter Township, Precinct 3 | 154 | | 154 | 6 |
| Jackson County Michigan - Total | 204 | | 204 | 11 |
| **Cumulative** | | | | |
| Cumulative | 0 | | 0 | 0 |
| Cumulative - Total | 0 | | 0 | 0 |
| County - Total | 204 | | 204 | 11 |

# Springport VIL President (Vote for 1)

| Precinct | Times Cast | Registered Voters |
|---|---|---|
| **County** | | |
| **Jackson County Michigan** | | |
| Springport Township, Precinct 1 | 231 | 537 |
| Jackson County Michigan - Total | 231 | 537 |
| **Cumulative** | | |
| Cumulative | 0 | 0 |
| Cumulative - Total | 0 | 0 |
| County - Total | 231 | 537 |

| Precinct | Gordon Webb | | Total Votes | Unresolved Write-In |
|---|---|---|---|---|
| **County** | | | | |
| **Jackson County Michigan** | | | | |
| Springport Township, Precinct 1 | 181 | | 181 | 10 |
| Jackson County Michigan - Total | 181 | | 181 | 10 |
| **Cumulative** | | | | |
| Cumulative | 0 | | 0 | 0 |
| Cumulative - Total | 0 | | 0 | 0 |
| County - Total | 181 | | 181 | 10 |

# Hanover VIL Clerk (Vote for 1)

| Precinct | Times Cast | Registered Voters |
|---|---|---|
| **County** | | |
| **Jackson County Michigan** | | |
| Hanover Township, Precinct 2 | 136 | 282 |
| Jackson County Michigan - Total | 136 | 282 |
| **Cumulative** | | |
| Cumulative | 0 | 0 |
| Cumulative - Total | 0 | 0 |
| County - Total | 136 | 282 |

| Precinct | Sharla Schuette | | Total Votes | Unresolved Write-In |
|---|---|---|---|---|
| **County** | | | | |
| **Jackson County Michigan** | | | | |
| Hanover Township, Precinct 2 | 90 | | 90 | 32 |
| Jackson County Michigan - Total | 90 | | 90 | 32 |
| **Cumulative** | | | | |
| Cumulative | 0 | | 0 | 0 |
| Cumulative - Total | 0 | | 0 | 0 |
| County - Total | 90 | | 90 | 32 |

# Parma VIL Clerk (Vote for 1)

| Precinct | Times Cast | Registered Voters |
|---|---|---|
| **County** | | |
| **Jackson County Michigan** | | |
| Parma Township, Precinct 1 | 77 | 172 |
| Sandstone Charter Township, Precinct 3 | 209 | 375 |
| Jackson County Michigan - Total | 286 | 547 |
| **Cumulative** | | |
| Cumulative | 0 | 0 |
| Cumulative - Total | 0 | 0 |
| County - Total | 286 | 547 |

| Precinct | Joanne Havican | | Total Votes | Unresolved Write-In |
|---|---|---|---|---|
| **County** | | | | |
| **Jackson County Michigan** | | | | |
| Parma Township, Precinct 1 | 54 | | 54 | 3 |
| Sandstone Charter Township, Precinct 3 | 165 | | 165 | 1 |
| Jackson County Michigan - Total | 219 | | 219 | 4 |
| **Cumulative** | | | | |
| Cumulative | 0 | | 0 | 0 |
| Cumulative - Total | 0 | | 0 | 0 |
| County - Total | 219 | | 219 | 4 |

# Hanover VIL Treasurer (Vote for 1)

| Precinct | Times Cast | Registered Voters |
|---|---|---|
| **County** | | |
| **Jackson County Michigan** | | |
| Hanover Township, Precinct 2 | 136 | 282 |
| Jackson County Michigan - Total | 136 | 282 |
| **Cumulative** | | |
| Cumulative | 0 | 0 |
| Cumulative - Total | 0 | 0 |
| County - Total | 136 | 282 |

| Precinct | Penny Canales | | Total Votes | Unresolved Write-In |
|---|---|---|---|---|
| **County** | | | | |
| **Jackson County Michigan** | | | | |
| Hanover Township, Precinct 2 | 115 | | 115 | 3 |
| Jackson County Michigan - Total | 115 | | 115 | 3 |
| **Cumulative** | | | | |
| Cumulative | 0 | | 0 | 0 |
| Cumulative - Total | 0 | | 0 | 0 |
| County - Total | 115 | | 115 | 3 |

# Parma VIL Treasurer (Vote for 1)

| Precinct | Times Cast | Registered Voters |
|---|---|---|
| **County** | | |
| **Jackson County Michigan** | | |
| Parma Township, Precinct 1 | 77 | 172 |
| Sandstone Charter Township, Precinct 3 | 209 | 375 |
| Jackson County Michigan - Total | 286 | 547 |
| **Cumulative** | | |
| Cumulative | 0 | 0 |
| Cumulative - Total | 0 | 0 |
| County - Total | 286 | 547 |

| Precinct | Christine Hammond | | Total Votes | Unresolved Write-In |
|---|---|---|---|---|
| **County** | | | | |
| **Jackson County Michigan** | | | | |
| Parma Township, Precinct 1 | 55 | | 55 | 2 |
| Sandstone Charter Township, Precinct 3 | 164 | | 164 | 2 |
| Jackson County Michigan - Total | 219 | | 219 | 4 |
| **Cumulative** | | | | |
| Cumulative | 0 | | 0 | 0 |
| Cumulative - Total | 0 | | 0 | 0 |
| County - Total | 219 | | 219 | 4 |

# Springport VIL Treasurer (Vote for 1)

| Precinct | Times Cast | Registered Voters |
|---|---|---|
| **County** | | |
| **Jackson County Michigan** | | |
| Springport Township, Precinct 1 | 231 | 537 |
| Jackson County Michigan - Total | 231 | 537 |
| **Cumulative** | | |
| Cumulative | 0 | 0 |
| Cumulative - Total | 0 | 0 |
| County - Total | 231 | 537 |

| Precinct | Laura M. Bartley | | Total Votes | Unresolved Write-In |
|---|---|---|---|---|
| **County** | | | | |
| **Jackson County Michigan** | | | | |
| Springport Township, Precinct 1 | 190 | | 190 | 3 |
| Jackson County Michigan - Total | 190 | | 190 | 3 |
| **Cumulative** | | | | |
| Cumulative | 0 | | 0 | 0 |
| Cumulative - Total | 0 | | 0 | 0 |
| County - Total | 190 | | 190 | 3 |

# Brooklyn VIL Trustee (Vote for 3)

| Precinct | Times Cast | Registered Voters |
|---|---|---|
| **County** | | |
| **Jackson County Michigan** | | |
| Columbia Township, Precinct 1 | 545 | 979 |
| Jackson County Michigan - Total | 545 | 979 |
| **Cumulative** | | |
| Cumulative | 0 | 0 |
| Cumulative - Total | 0 | 0 |
| County - Total | 545 | 979 |

| Precinct | Phillip Bliven | | Bob Jenson | |
|---|---|---|---|---|
| **County** | | | | |
| **Jackson County Michigan** | | | | |
| Columbia Township, Precinct 1 | 317 | | 291 | |
| Jackson County Michigan - Total | 317 | | 291 | |
| **Cumulative** | | | | |
| Cumulative | 0 | | 0 | |
| Cumulative - Total | 0 | | 0 | |
| County - Total | 317 | | 291 | |

| Precinct | Shawn Lutz | | Total Votes | Unresolved Write-In |
|---|---|---|---|---|
| **County** | | | | |
| **Jackson County Michigan** | | | | |
| Columbia Township, Precinct 1 | 316 | | 924 | 16 |
| Jackson County Michigan - Total | 316 | | 924 | 16 |
| **Cumulative** | | | | |
| Cumulative | 0 | | 0 | 0 |
| Cumulative - Total | 0 | | 0 | 0 |
| County - Total | 316 | | 924 | 16 |

# Cement City VIL Trustee (Vote for 3)

| Precinct | Times Cast | Registered Voters |
|---|---|---|
| **County** | | |
| **Jackson County Michigan** | | |
| Columbia Township, Precinct 2 | 12 | 26 |
| Jackson County Michigan - Total | 12 | 26 |
| **Cumulative** | | |
| Cumulative | 0 | 0 |
| Cumulative - Total | 0 | 0 |
| County - Total | 12 | 26 |

| Precinct | Jeff C. Cratsenburg | | John Warren Weber | | Total Votes |
|---|---|---|---|---|---|
| **County** | | | | | |
| **Jackson County Michigan** | | | | | |
| Columbia Township, Precinct 2 | 11 | | 8 | | 19 |
| Jackson County Michigan - Total | 11 | | 8 | | 19 |
| **Cumulative** | | | | | |
| Cumulative | 0 | | 0 | | 0 |
| Cumulative - Total | 0 | | 0 | | 0 |
| County - Total | 11 | | 8 | | 19 |

| Precinct | Unresolved Write-In |
|---|---|
| **County** | |
| **Jackson County Michigan** | |
| Columbia Township, Precinct 2 | 4 |
| Jackson County Michigan - Total | 4 |
| **Cumulative** | |
| Cumulative | 0 |
| Cumulative - Total | 0 |
| County - Total | 4 |

# Concord VIL Trustee (Vote for 3)

| Precinct | Times Cast | Registered Voters |
|---|---|---|
| **County** | | |
| **Jackson County Michigan** | | |
| Concord Township, Precinct 1 | 433 | 751 |
| Jackson County Michigan - Total | 433 | 751 |
| **Cumulative** | | |
| Cumulative | 0 | 0 |
| Cumulative - Total | 0 | 0 |
| County - Total | 433 | 751 |

| Precinct | Jeffrey S. Jackson | | Mike Lovitt | |
|---|---|---|---|---|
| **County** | | | | |
| **Jackson County Michigan** | | | | |
| Concord Township, Precinct 1 | 258 | | 280 | |
| Jackson County Michigan - Total | 258 | | 280 | |
| **Cumulative** | | | | |
| Cumulative | 0 | | 0 | |
| Cumulative - Total | 0 | | 0 | |
| County - Total | 258 | | 280 | |

| Precinct | Ashley Meeks | | Total Votes | Unresolved Write-In |
|---|---|---|---|---|
| **County** | | | | |
| **Jackson County Michigan** | | | | |
| Concord Township, Precinct 1 | 270 | | 808 | 19 |
| Jackson County Michigan - Total | 270 | | 808 | 19 |
| **Cumulative** | | | | |
| Cumulative | 0 | | 0 | 0 |
| Cumulative - Total | 0 | | 0 | 0 |
| County - Total | 270 | | 808 | 19 |

# Grass Lake VIL Trustee (Vote for 3)

| Precinct | Times Cast | Registered Voters |
|---|---|---|
| **County** | | |
| **Jackson County Michigan** | | |
| Grass Lake Charter Township, Precinct 3 | 553 | 854 |
| Jackson County Michigan - Total | 553 | 854 |
| **Cumulative** | | |
| Cumulative | 0 | 0 |
| Cumulative - Total | 0 | 0 |
| County - Total | 553 | 854 |

| Precinct | David Keener | | Dave Wilcox | | Total Votes |
|---|---|---|---|---|---|
| **County** | | | | | |
| **Jackson County Michigan** | | | | | |
| Grass Lake Charter Township, Precinct 3 | 345 | | 333 | | 678 |
| Jackson County Michigan - Total | 345 | | 333 | | 678 |
| **Cumulative** | | | | | |
| Cumulative | 0 | | 0 | | 0 |
| Cumulative - Total | 0 | | 0 | | 0 |
| County - Total | 345 | | 333 | | 678 |

| Precinct | Unresolved Write-In |
|---|---|
| **County** | |
| **Jackson County Michigan** | |
| Grass Lake Charter Township, Precinct 3 | 82 |
| Jackson County Michigan - Total | 82 |
| **Cumulative** | |
| Cumulative | 0 |
| Cumulative - Total | 0 |
| County - Total | 82 |

# Hanover VIL Trustee (Vote for 3)

| Precinct | Times Cast | Registered Voters |
|---|---|---|
| **County** | | |
| **Jackson County Michigan** | | |
| Hanover Township, Precinct 2 | 136 | 282 |
| Jackson County Michigan - Total | 136 | 282 |
| **Cumulative** | | |
| Cumulative | 0 | 0 |
| Cumulative - Total | 0 | 0 |
| County - Total | 136 | 282 |

| Precinct | Cammee Childs | | Cherrie E. Krutsch | | Total Votes |
|---|---|---|---|---|---|
| **County** | | | | | |
| **Jackson County Michigan** | | | | | |
| Hanover Township, Precinct 2 | 107 | | 91 | | 198 |
| Jackson County Michigan - Total | 107 | | 91 | | 198 |
| **Cumulative** | | | | | |
| Cumulative | 0 | | 0 | | 0 |
| Cumulative - Total | 0 | | 0 | | 0 |
| County - Total | 107 | | 91 | | 198 |

| Precinct | Unresolved Write-In |
|---|---|
| **County** | |
| **Jackson County Michigan** | |
| Hanover Township, Precinct 2 | 19 |
| Jackson County Michigan - Total | 19 |
| **Cumulative** | |
| Cumulative | 0 |
| Cumulative - Total | 0 |
| County - Total | 19 |

# Parma VIL Trustee (Vote for 3)

| Precinct | Times Cast | Registered Voters |
|---|---|---|
| **County** | | |
| **Jackson County Michigan** | | |
| Parma Township, Precinct 1 | 77 | 172 |
| Sandstone Charter Township, Precinct 3 | 209 | 375 |
| Jackson County Michigan - Total | 286 | 547 |
| **Cumulative** | | |
| Cumulative | 0 | 0 |
| Cumulative - Total | 0 | 0 |
| County - Total | 286 | 547 |

| Precinct | Richard Cooper | | Total Votes | Unresolved Write-In |
|---|---|---|---|---|
| **County** | | | | |
| **Jackson County Michigan** | | | | |
| Parma Township, Precinct 1 | 55 | | 55 | 5 |
| Sandstone Charter Township, Precinct 3 | 151 | | 151 | 18 |
| Jackson County Michigan - Total | 206 | | 206 | 23 |
| **Cumulative** | | | | |
| Cumulative | 0 | | 0 | 0 |
| Cumulative - Total | 0 | | 0 | 0 |
| County - Total | 206 | | 206 | 23 |

# Springport VIL Trustee 4yr (Vote for 1)

| Precinct | Times Cast | Registered Voters |
|---|---|---|
| **County** | | |
| **Jackson County Michigan** | | |
| Springport Township, Precinct 1 | 231 | 537 |
| Jackson County Michigan - Total | 231 | 537 |
| **Cumulative** | | |
| Cumulative | 0 | 0 |
| Cumulative - Total | 0 | 0 |
| County - Total | 231 | 537 |

| Precinct | Jason W. Bartley | | Total Votes | Unresolved Write-In |
|---|---|---|---|---|
| **County** | | | | |
| **Jackson County Michigan** | | | | |
| Springport Township, Precinct 1 | 186 | | 186 | 5 |
| Jackson County Michigan - Total | 186 | | 186 | 5 |
| **Cumulative** | | | | |
| Cumulative | 0 | | 0 | 0 |
| Cumulative - Total | 0 | | 0 | 0 |
| County - Total | 186 | | 186 | 5 |

# Springport VIL Trustee 2yr (Vote for 3)

| Precinct | Times Cast | Registered Voters |
|---|---|---|
| **County** | | |
| **Jackson County Michigan** | | |
| Springport Township, Precinct 1 | 231 | 537 |
| Jackson County Michigan - Total | 231 | 537 |
| **Cumulative** | | |
| Cumulative | 0 | 0 |
| Cumulative - Total | 0 | 0 |
| County - Total | 231 | 537 |

| Precinct | Jill I. Conley | | Pam Parish | | Total Votes |
|---|---|---|---|---|---|
| **County** | | | | | |
| **Jackson County Michigan** | | | | | |
| Springport Township, Precinct 1 | 170 | | 150 | | 320 |
| Jackson County Michigan - Total | 170 | | 150 | | 320 |
| **Cumulative** | | | | | |
| Cumulative | 0 | | 0 | | 0 |
| Cumulative - Total | 0 | | 0 | | 0 |
| County - Total | 170 | | 150 | | 320 |

| Precinct | Unresolved Write-In |
|---|---|
| **County** | |
| **Jackson County Michigan** | |
| Springport Township, Precinct 1 | 10 |
| Jackson County Michigan - Total | 10 |
| **Cumulative** | |
| Cumulative | 0 |
| Cumulative - Total | 0 |
| County - Total | 10 |

# Addison School Bd (Vote for 2)

| Precinct | Times Cast | Registered Voters |
|---|---|---|
| **County** | | |
| **Jackson County Michigan** | | |
| Liberty Township, Precinct 2 | 3 | 7 |
| Jackson County Michigan - Total | 3 | 7 |
| **Cumulative** | | |
| Cumulative | 0 | 0 |
| Cumulative - Total | 0 | 0 |
| County - Total | 3 | 7 |

| Precinct | Christopher Christensen | | Kelly Daniels | |
|---|---|---|---|---|
| **County** | | | | |
| **Jackson County Michigan** | | | | |
| Liberty Township, Precinct 2 | 0 | | 0 | |
| Jackson County Michigan - Total | 0 | | 0 | |
| **Cumulative** | | | | |
| Cumulative | 0 | | 0 | |
| Cumulative - Total | 0 | | 0 | |
| County - Total | 0 | | 0 | |

| Precinct | Michael Davis | | Kennedy Elston | | Ken Hoskins | | Lisa M. Houghton | | Rick Meyer | | Sarah Perez | | Jesse Schmitt | |
|---|---|---|---|---|---|---|---|---|---|---|---|---|---|---|
| **County** | | | | | | | | | | | | | | |
| **Jackson County Michigan** | | | | | | | | | | | | | | |
| Liberty Township, Precinct 2 | 0 | | 0 | | 0 | | 0 | | 0 | | 1 | | 1 | |
| Jackson County Michigan - Total | 0 | | 0 | | 0 | | 0 | | 0 | | 1 | | 1 | |
| **Cumulative** | | | | | | | | | | | | | | |
| Cumulative | 0 | | 0 | | 0 | | 0 | | 0 | | 0 | | 0 | |
| Cumulative - Total | 0 | | 0 | | 0 | | 0 | | 0 | | 0 | | 0 | |
| County - Total | 0 | | 0 | | 0 | | 0 | | 0 | | 1 | | 1 | |

| Precinct | David Torres | | Scott Williams | | Sarah Yager | | Total Votes | Unresolved Write-In |
|---|---|---|---|---|---|---|---|---|
| **County** | | | | | | | | |
| **Jackson County Michigan** | | | | | | | | |
| Liberty Township, Precinct 2 | 1 | | 0 | | 1 | | 4 | 0 |
| Jackson County Michigan - Total | 1 | | 0 | | 1 | | 4 | 0 |
| **Cumulative** | | | | | | | | |
| Cumulative | 0 | | 0 | | 0 | | 0 | 0 |
| Cumulative - Total | 0 | | 0 | | 0 | | 0 | 0 |
| County - Total | 1 | | 0 | | 1 | | 4 | 0 |

# Addison School Bd Partial (Vote for 2)

| Precinct | Times Cast | Registered Voters |
|---|---|---|
| **County** | | |
| **Jackson County Michigan** | | |
| Liberty Township, Precinct 2 | 3 | 7 |
| Jackson County Michigan - Total | 3 | 7 |
| **Cumulative** | | |
| Cumulative | 0 | 0 |
| Cumulative - Total | 0 | 0 |
| County - Total | 3 | 7 |

| Precinct | Irving Dentel | | Elizabeth Gramm | |
|---|---|---|---|---|
| **County** | | | | |
| **Jackson County Michigan** | | | | |
| Liberty Township, Precinct 2 | 0 | | 1 | |
| Jackson County Michigan - Total | 0 | | 1 | |
| **Cumulative** | | | | |
| Cumulative | 0 | | 0 | |
| Cumulative - Total | 0 | | 0 | |
| County - Total | 0 | | 1 | |

| Precinct | Christine Kennard | | Paul Klee | | Total Votes | Unresolved Write-In |
|---|---|---|---|---|---|---|
| **County** | | | | | | |
| **Jackson County Michigan** | | | | | | |
| Liberty Township, Precinct 2 | 2 | | 1 | | 4 | 0 |
| Jackson County Michigan - Total | 2 | | 1 | | 4 | 0 |
| **Cumulative** | | | | | | |
| Cumulative | 0 | | 0 | | 0 | 0 |
| Cumulative - Total | 0 | | 0 | | 0 | 0 |
| County - Total | 2 | | 1 | | 4 | 0 |

# Columbia School Bd (Vote for 2)

| Precinct | Times Cast | Registered Voters | Kyle Bamm | | Chris Holbert | |
|---|---|---|---|---|---|---|
| **County** | | | | | | |
| **Jackson County Michigan** | | | | | | |
| Columbia Township, Precinct 1 | 1,117 | 1,921 | 316 | | 358 | |
| Columbia Township, Precinct 2 | 872 | 1,347 | 243 | | 359 | |
| Columbia Township, Precinct 3 | 1,587 | 2,431 | 423 | | 512 | |
| Liberty Township, Precinct 1 | 129 | 203 | 34 | | 33 | |
| Liberty Township, Precinct 2 | 337 | 502 | 97 | | 93 | |
| Norvell Township, Precinct 1 | 111 | 175 | 22 | | 40 | |
| Norvell Township, Precinct 2 | 801 | 1,293 | 166 | | 208 | |
| Jackson County Michigan - Total | 4,954 | 7,872 | 1,301 | | 1,603 | |
| **Cumulative** | | | | | | |
| Cumulative | 0 | 0 | 0 | | 0 | |
| Cumulative - Total | 0 | 0 | 0 | | 0 | |
| County - Total | 4,954 | 7,872 | 1,301 | | 1,603 | |

| Precinct | Brian Knapp | | Michael Moore | | Total Votes | Unresolved Write-In |
|---|---|---|---|---|---|---|
| **County** | | | | | | |
| **Jackson County Michigan** | | | | | | |
| Columbia Township, Precinct 1 | 451 | | 351 | | 1,476 | 7 |
| Columbia Township, Precinct 2 | 343 | | 273 | | 1,218 | 8 |
| Columbia Township, Precinct 3 | 718 | | 554 | | 2,207 | 15 |
| Liberty Township, Precinct 1 | 44 | | 42 | | 153 | 0 |
| Liberty Township, Precinct 2 | 127 | | 93 | | 410 | 4 |
| Norvell Township, Precinct 1 | 50 | | 24 | | 136 | 1 |
| Norvell Township, Precinct 2 | 306 | | 232 | | 912 | 11 |
| Jackson County Michigan - Total | 2,039 | | 1,569 | | 6,512 | 46 |
| **Cumulative** | | | | | | |
| Cumulative | 0 | | 0 | | 0 | 0 |
| Cumulative - Total | 0 | | 0 | | 0 | 0 |
| County - Total | 2,039 | | 1,569 | | 6,512 | 46 |

# Columbia School Bd Partial (Vote for 1)

| Precinct | Times Cast | Registered Voters |
|---|---|---|
| **County** | | |
| **Jackson County Michigan** | | |
| Columbia Township, Precinct 1 | 1,117 | 1,921 |
| Columbia Township, Precinct 2 | 872 | 1,347 |
| Columbia Township, Precinct 3 | 1,587 | 2,431 |
| Liberty Township, Precinct 1 | 129 | 203 |
| Liberty Township, Precinct 2 | 337 | 502 |
| Norvell Township, Precinct 1 | 111 | 175 |
| Norvell Township, Precinct 2 | 801 | 1,293 |
| Jackson County Michigan - Total | 4,954 | 7,872 |
| **Cumulative** | | |
| Cumulative | 0 | 0 |
| Cumulative - Total | 0 | 0 |
| County - Total | 4,954 | 7,872 |

| Precinct | Garrick Zuver | | Total Votes | Unresolved Write-In |
|---|---|---|---|---|
| **County** | | | | |
| **Jackson County Michigan** | | | | |
| Columbia Township, Precinct 1 | 748 | | 748 | 12 |
| Columbia Township, Precinct 2 | 560 | | 560 | 15 |
| Columbia Township, Precinct 3 | 1,006 | | 1,006 | 15 |
| Liberty Township, Precinct 1 | 73 | | 73 | 0 |
| Liberty Township, Precinct 2 | 204 | | 204 | 6 |
| Norvell Township, Precinct 1 | 70 | | 70 | 2 |
| Norvell Township, Precinct 2 | 457 | | 457 | 8 |
| Jackson County Michigan - Total | 3,118 | | 3,118 | 58 |
| **Cumulative** | | | | |
| Cumulative | 0 | | 0 | 0 |
| Cumulative - Total | 0 | | 0 | 0 |
| County - Total | 3,118 | | 3,118 | 58 |

# Chelsea School Bd (Vote for 2)

| Precinct | Times Cast | Registered Voters |
|---|---|---|
| **County** | | |
| **Jackson County Michigan** | | |
| Grass Lake Charter Township, Precinct 1 | 14 | 15 |
| Grass Lake Charter Township, Precinct 2 | 7 | 8 |
| Waterloo Township, Precinct 1 | 380 | 620 |
| Jackson County Michigan - Total | 401 | 643 |
| **Cumulative** | | |
| Cumulative | 0 | 0 |
| Cumulative - Total | 0 | 0 |
| County - Total | 401 | 643 |

| Precinct | Ryan Barney | | James Parry Eyster | |
|---|---|---|---|---|
| **County** | | | | |
| **Jackson County Michigan** | | | | |
| Grass Lake Charter Township, Precinct 1 | 0 | | 5 | |
| Grass Lake Charter Township, Precinct 2 | 2 | | 3 | |
| Waterloo Township, Precinct 1 | 88 | | 100 | |
| Jackson County Michigan - Total | 90 | | 108 | |
| **Cumulative** | | | | |
| Cumulative | 0 | | 0 | |
| Cumulative - Total | 0 | | 0 | |
| County - Total | 90 | | 108 | |

| Precinct | Marina Martinez-Kratz | | Keri Poulter | | Total Votes | Unresolved Write-In |
|---|---|---|---|---|---|---|
| **County** | | | | | | |
| **Jackson County Michigan** | | | | | | |
| Grass Lake Charter Township, Precinct 1 | 8 | | 9 | | 22 | 0 |
| Grass Lake Charter Township, Precinct 2 | 2 | | 4 | | 11 | 0 |
| Waterloo Township, Precinct 1 | 139 | | 179 | | 506 | 2 |
| Jackson County Michigan - Total | 149 | | 192 | | 539 | 2 |
| **Cumulative** | | | | | | |
| Cumulative | 0 | | 0 | | 0 | 0 |
| Cumulative - Total | 0 | | 0 | | 0 | 0 |
| County - Total | 149 | | 192 | | 539 | 2 |

# Concord School Bd (Vote for 2)

| Precinct | Times Cast | Registered Voters |
|---|---|---|
| **County** | | |
| **Jackson County Michigan** | | |
| Concord Township, Precinct 1 | 1,044 | 1,682 |
| Hanover Township, Precinct 2 | 59 | 99 |
| Parma Township, Precinct 1 | 52 | 96 |
| Pulaski Township, Precinct 1 | 566 | 942 |
| Spring Arbor Township, Precinct 1 | 531 | 833 |
| Jackson County Michigan - Total | 2,252 | 3,652 |
| **Cumulative** | | |
| Cumulative | 0 | 0 |
| Cumulative - Total | 0 | 0 |
| County - Total | 2,252 | 3,652 |

| Precinct | William J. Brigham | | Aaron E. Strouss | | Total Votes |
|---|---|---|---|---|---|
| **County** | | | | | |
| **Jackson County Michigan** | | | | | |
| Concord Township, Precinct 1 | 776 | | 618 | | 1,394 |
| Hanover Township, Precinct 2 | 43 | | 39 | | 82 |
| Parma Township, Precinct 1 | 34 | | 26 | | 60 |
| Pulaski Township, Precinct 1 | 428 | | 322 | | 750 |
| Spring Arbor Township, Precinct 1 | 389 | | 330 | | 719 |
| Jackson County Michigan - Total | 1,670 | | 1,335 | | 3,005 |
| **Cumulative** | | | | | |
| Cumulative | 0 | | 0 | | 0 |
| Cumulative - Total | 0 | | 0 | | 0 |
| County - Total | 1,670 | | 1,335 | | 3,005 |

| Precinct | Unresolved Write-In |
|---|---|
| **County** | |
| **Jackson County Michigan** | |
| Concord Township, Precinct 1 | 4 |
| Hanover Township, Precinct 2 | 4 |
| Parma Township, Precinct 1 | 0 |
| Pulaski Township, Precinct 1 | 6 |
| Spring Arbor Township, Precinct 1 | 5 |
| Jackson County Michigan - Total | 19 |
| **Cumulative** | |
| Cumulative | 0 |
| Cumulative - Total | 0 |
| County - Total | 19 |

# E Jackson School Bd (Vote for 3)

| Precinct | Times Cast | Registered Voters |
|---|---|---|
| **County** | | |
| **Jackson County Michigan** | | |
| Blackman Charter Township, Precinct 1 | 556 | 1,575 |
| Henrietta Township, Precinct 2 | 50 | 113 |
| Leoni Township, Precinct 3 | 1,178 | 2,413 |
| Leoni Township, Precinct 4 | 890 | 1,511 |
| Summit Township, Precinct 8 | 9 | 27 |
| Waterloo Township, Precinct 1 | 166 | 356 |
| Jackson County Michigan - Total | 2,849 | 5,995 |
| **Cumulative** | | |
| Cumulative | 0 | 0 |
| Cumulative - Total | 0 | 0 |
| County - Total | 2,849 | 5,995 |

| Precinct | Michael Buckland | | Jan Maino | |
|---|---|---|---|---|
| **County** | | | | |
| **Jackson County Michigan** | | | | |
| Blackman Charter Township, Precinct 1 | 331 | | 331 | |
| Henrietta Township, Precinct 2 | 26 | | 31 | |
| Leoni Township, Precinct 3 | 720 | | 690 | |
| Leoni Township, Precinct 4 | 571 | | 528 | |
| Summit Township, Precinct 8 | 8 | | 6 | |
| Waterloo Township, Precinct 1 | 85 | | 88 | |
| Jackson County Michigan - Total | 1,741 | | 1,674 | |
| **Cumulative** | | | | |
| Cumulative | 0 | | 0 | |
| Cumulative - Total | 0 | | 0 | |
| County - Total | 1,741 | | 1,674 | |

| Precinct | Mishele V. Wilkins | | Total Votes | Unresolved Write-In |
|---|---|---|---|---|
| **County** | | | | |
| **Jackson County Michigan** | | | | |
| Blackman Charter Township, Precinct 1 | 297 | | 959 | 10 |
| Henrietta Township, Precinct 2 | 29 | | 86 | 1 |
| Leoni Township, Precinct 3 | 689 | | 2,099 | 38 |
| Leoni Township, Precinct 4 | 479 | | 1,578 | 27 |
| Summit Township, Precinct 8 | 7 | | 21 | 0 |
| Waterloo Township, Precinct 1 | 84 | | 257 | 4 |
| Jackson County Michigan - Total | 1,585 | | 5,000 | 80 |
| **Cumulative** | | | | |
| Cumulative | 0 | | 0 | 0 |
| Cumulative - Total | 0 | | 0 | 0 |
| County - Total | 1,585 | | 5,000 | 80 |

# Grass Lk School Bd (Vote for 3)

| Precinct | Times Cast | Registered Voters | Jonathan Claussen | | Amy Humbarger | |
|---|---|---|---|---|---|---|
| **County** | | | | | | |
| **Jackson County Michigan** | | | | | | |
| Grass Lake Charter Township, Precinct 1 | 1,251 | 1,862 | 632 | | 753 | |
| Grass Lake Charter Township, Precinct 2 | 1,050 | 1,532 | 523 | | 641 | |
| Grass Lake Charter Township, Precinct 3 | 553 | 854 | 251 | | 338 | |
| Leoni Township, Precinct 1 | 1 | 1 | 1 | | 1 | |
| Leoni Township, Precinct 4 | 400 | 658 | 203 | | 251 | |
| Waterloo Township, Precinct 1 | 281 | 428 | 118 | | 153 | |
| Jackson County Michigan - Total | 3,536 | 5,335 | 1,728 | | 2,137 | |
| **Cumulative** | | | | | | |
| Cumulative | 0 | 0 | 0 | | 0 | |
| Cumulative - Total | 0 | 0 | 0 | | 0 | |
| County - Total | 3,536 | 5,335 | 1,728 | | 2,137 | |

| Precinct | Kyle R. McClure | | Total Votes | Unresolved Write-In |
|---|---|---|---|---|
| **County** | | | | |
| **Jackson County Michigan** | | | | |
| Grass Lake Charter Township, Precinct 1 | 673 | | 2,058 | 63 |
| Grass Lake Charter Township, Precinct 2 | 551 | | 1,715 | 39 |
| Grass Lake Charter Township, Precinct 3 | 296 | | 885 | 42 |
| Leoni Township, Precinct 1 | 1 | | 3 | 0 |
| Leoni Township, Precinct 4 | 231 | | 685 | 12 |
| Waterloo Township, Precinct 1 | 133 | | 404 | 8 |
| Jackson County Michigan - Total | 1,885 | | 5,750 | 164 |
| **Cumulative** | | | | |
| Cumulative | 0 | | 0 | 0 |
| Cumulative - Total | 0 | | 0 | 0 |
| County - Total | 1,885 | | 5,750 | 164 |

# Hanover-Horton School Bd (Vote for 2)

| Precinct | Times Cast | Registered Voters |
|---|---|---|
| **County** | | |
| **Jackson County Michigan** | | |
| Hanover Township, Precinct 1 | 819 | 1,296 |
| Hanover Township, Precinct 2 | 823 | 1,462 |
| Liberty Township, Precinct 1 | 799 | 1,245 |
| Liberty Township, Precinct 2 | 312 | 484 |
| Pulaski Township, Precinct 1 | 163 | 290 |
| Spring Arbor Township, Precinct 1 | 13 | 16 |
| Summit Township, Precinct 5 | 95 | 140 |
| Jackson County Michigan - Total | 3,024 | 4,933 |
| **Cumulative** | | |
| Cumulative | 0 | 0 |
| Cumulative - Total | 0 | 0 |
| County - Total | 3,024 | 4,933 |

| Precinct | Leon A. Densmore | | Total Votes | Unresolved Write-In |
|---|---|---|---|---|
| **County** | | | | |
| **Jackson County Michigan** | | | | |
| Hanover Township, Precinct 1 | 589 | | 589 | 70 |
| Hanover Township, Precinct 2 | 603 | | 603 | 70 |
| Liberty Township, Precinct 1 | 548 | | 548 | 33 |
| Liberty Township, Precinct 2 | 198 | | 198 | 13 |
| Pulaski Township, Precinct 1 | 117 | | 117 | 10 |
| Spring Arbor Township, Precinct 1 | 10 | | 10 | 4 |
| Summit Township, Precinct 5 | 60 | | 60 | 10 |
| Jackson County Michigan - Total | 2,125 | | 2,125 | 210 |
| **Cumulative** | | | | |
| Cumulative | 0 | | 0 | 0 |
| Cumulative - Total | 0 | | 0 | 0 |
| County - Total | 2,125 | | 2,125 | 210 |

# Homer School Bd (Vote for 3)

| Precinct | Times Cast | Registered Voters |
|---|---|---|
| **County** | | |
| **Jackson County Michigan** | | |
| Pulaski Township, Precinct 1 | 14 | 36 |
| Jackson County Michigan - Total | 14 | 36 |
| **Cumulative** | | |
| Cumulative | 0 | 0 |
| Cumulative - Total | 0 | 0 |
| County - Total | 14 | 36 |

| Precinct | Josh McCullough | | Chad D. Rocco | |
|---|---|---|---|---|
| **County** | | | | |
| **Jackson County Michigan** | | | | |
| Pulaski Township, Precinct 1 | 7 | | 8 | |
| Jackson County Michigan - Total | 7 | | 8 | |
| **Cumulative** | | | | |
| Cumulative | 0 | | 0 | |
| Cumulative - Total | 0 | | 0 | |
| County - Total | 7 | | 8 | |

| Precinct | Tamara Winchell | | Total Votes | Unresolved Write-In |
|---|---|---|---|---|
| **County** | | | | |
| **Jackson County Michigan** | | | | |
| Pulaski Township, Precinct 1 | 10 | | 25 | 0 |
| Jackson County Michigan - Total | 10 | | 25 | 0 |
| **Cumulative** | | | | |
| Cumulative | 0 | | 0 | 0 |
| Cumulative - Total | 0 | | 0 | 0 |
| County - Total | 10 | | 25 | 0 |

# Jackson School Bd (Vote for 3)

| Precinct | Times Cast | Registered Voters |
|---|---|---|
| **County** | | |
| **Jackson County Michigan** | | |
| Blackman Charter Township, Precinct 1 | 83 | 207 |
| Blackman Charter Township, Precinct 5 | 691 | 1,482 |
| City of Jackson, Ward 1, Precinct 1 | 589 | 1,679 |
| City of Jackson, Ward 1, Precinct 2 | 663 | 1,912 |
| City of Jackson, Ward 2, Precinct 1 | 680 | 1,724 |
| City of Jackson, Ward 2, Precinct 2 | 463 | 1,392 |
| City of Jackson, Ward 3, Precinct 1 | 244 | 754 |
| City of Jackson, Ward 3, Precinct 2 | 719 | 1,595 |
| City of Jackson, Ward 3, Precinct 3 | 558 | 1,215 |
| City of Jackson, Ward 4, Precinct 1 | 602 | 1,396 |
| City of Jackson, Ward 4, Precinct 2 | 567 | 1,264 |
| City of Jackson, Ward 4, Precinct 3 | 740 | 1,284 |
| City of Jackson, Ward 5, Precinct 1 | 219 | 757 |
| City of Jackson, Ward 5, Precinct 2 | 368 | 1,015 |
| City of Jackson, Ward 5, Precinct 3 | 315 | 1,194 |
| City of Jackson, Ward 6, Precinct 1 | 858 | 1,243 |

| Precinct | Elizabeth Brown | | Pam Fitzgerald | |
|---|---|---|---|---|
| **County** | | | | |
| **Jackson County Michigan** | | | | |
| Blackman Charter Township, Precinct 1 | 39 | | 32 | |
| Blackman Charter Township, Precinct 5 | 241 | | 351 | |
| City of Jackson, Ward 1, Precinct 1 | 223 | | 192 | |
| City of Jackson, Ward 1, Precinct 2 | 311 | | 193 | |
| City of Jackson, Ward 2, Precinct 1 | 260 | | 288 | |
| City of Jackson, Ward 2, Precinct 2 | 246 | | 193 | |
| City of Jackson, Ward 3, Precinct 1 | 93 | | 105 | |
| City of Jackson, Ward 3, Precinct 2 | 263 | | 277 | |
| City of Jackson, Ward 3, Precinct 3 | 256 | | 233 | |
| City of Jackson, Ward 4, Precinct 1 | 298 | | 270 | |
| City of Jackson, Ward 4, Precinct 2 | 273 | | 226 | |
| City of Jackson, Ward 4, Precinct 3 | 360 | | 357 | |
| City of Jackson, Ward 5, Precinct 1 | 88 | | 70 | |
| City of Jackson, Ward 5, Precinct 2 | 168 | | 134 | |
| City of Jackson, Ward 5, Precinct 3 | 138 | | 131 | |
| City of Jackson, Ward 6, Precinct 1 | 430 | | 429 | |

| Precinct | Angela Mitchell | Clevester Moten, Jr. | Sarah Saucedo | Total Votes | Unresolved Write-In |
|---|---|---|---|---|---|
| **County** | | | | | |
| **Jackson County Michigan** | | | | | |
| Blackman Charter Township, Precinct 1 | 31 | 14 | 28 | 144 | 0 |
| Blackman Charter Township, Precinct 5 | 226 | 138 | 229 | 1,185 | 13 |
| City of Jackson, Ward 1, Precinct 1 | 227 | 180 | 172 | 994 | 27 |
| City of Jackson, Ward 1, Precinct 2 | 188 | 257 | 147 | 1,096 | 15 |
| City of Jackson, Ward 2, Precinct 1 | 170 | 140 | 274 | 1,132 | 35 |
| City of Jackson, Ward 2, Precinct 2 | 161 | 112 | 158 | 870 | 19 |
| City of Jackson, Ward 3, Precinct 1 | 77 | 63 | 72 | 410 | 10 |
| City of Jackson, Ward 3, Precinct 2 | 297 | 164 | 254 | 1,255 | 16 |
| City of Jackson, Ward 3, Precinct 3 | 162 | 132 | 202 | 985 | 26 |
| City of Jackson, Ward 4, Precinct 1 | 187 | 116 | 220 | 1,091 | 13 |
| City of Jackson, Ward 4, Precinct 2 | 212 | 107 | 179 | 997 | 11 |
| City of Jackson, Ward 4, Precinct 3 | 272 | 145 | 197 | 1,331 | 11 |
| City of Jackson, Ward 5, Precinct 1 | 69 | 76 | 61 | 364 | 8 |
| City of Jackson, Ward 5, Precinct 2 | 106 | 118 | 117 | 643 | 16 |
| City of Jackson, Ward 5, Precinct 3 | 99 | 47 | 112 | 527 | 14 |
| City of Jackson, Ward 6, Precinct 1 | 309 | 163 | 224 | 1,555 | 8 |

| Precinct | Times Cast | Registered Voters |
|---|---|---|
| City of Jackson, Ward 6, Precinct 2 | 746 | 1,404 |
| City of Jackson, Ward 6, Precinct 3 | 929 | 1,409 |
| Liberty Township, Precinct 2 | 8 | 14 |
| Napoleon Township, Precinct 2 | 45 | 76 |
| Summit Township, Precinct 1 | 1,037 | 2,093 |
| Summit Township, Precinct 2 | 1,574 | 2,274 |
| Summit Township, Precinct 3 | 1,346 | 2,036 |
| Summit Township, Precinct 4 | 1,432 | 2,086 |
| Summit Township, Precinct 5 | 1,242 | 1,747 |
| Summit Township, Precinct 6 | 564 | 810 |
| Summit Township, Precinct 7 | 286 | 418 |
| Summit Township, Precinct 8 | 761 | 1,783 |
| Jackson County Michigan - Total | 18,329 | 36,263 |
| **Cumulative** | | |
| Cumulative | 0 | 0 |
| Cumulative - Total | 0 | 0 |
| County - Total | 18,329 | 36,263 |

| Precinct | Elizabeth Brown | | Pam Fitzgerald | |
|---|---|---|---|---|
| City of Jackson, Ward 6, Precinct 2 | 295 | | 395 | |
| City of Jackson, Ward 6, Precinct 3 | 352 | | 404 | |
| Liberty Township, Precinct 2 | 4 | | 3 | |
| Napoleon Township, Precinct 2 | 22 | | 16 | |
| Summit Township, Precinct 1 | 453 | | 490 | |
| Summit Township, Precinct 2 | 579 | | 803 | |
| Summit Township, Precinct 3 | 474 | | 634 | |
| Summit Township, Precinct 4 | 584 | | 700 | |
| Summit Township, Precinct 5 | 581 | | 690 | |
| Summit Township, Precinct 6 | 240 | | 289 | |
| Summit Township, Precinct 7 | 100 | | 159 | |
| Summit Township, Precinct 8 | 282 | | 298 | |
| Jackson County Michigan - Total | 7,653 | | 8,362 | |
| **Cumulative** | | | | |
| Cumulative | 0 | | 0 | |
| Cumulative - Total | 0 | | 0 | |
| County - Total | 7,653 | | 8,362 | |

| Precinct | Angela Mitchell | | Clevester Moten, Jr. | | Sarah Saucedo | | Total Votes | Unresolved Write-In |
|---|---|---|---|---|---|---|---|---|
| City of Jackson, Ward 6, Precinct 2 | 245 | | 189 | | 216 | | 1,340 | 9 |
| City of Jackson, Ward 6, Precinct 3 | 340 | | 191 | | 319 | | 1,606 | 10 |
| Liberty Township, Precinct 2 | 2 | | 1 | | 3 | | 13 | 0 |
| Napoleon Township, Precinct 2 | 13 | | 4 | | 23 | | 78 | 1 |
| Summit Township, Precinct 1 | 369 | | 182 | | 298 | | 1,792 | 37 |
| Summit Township, Precinct 2 | 577 | | 315 | | 401 | | 2,675 | 5 |
| Summit Township, Precinct 3 | 519 | | 209 | | 438 | | 2,274 | 8 |
| Summit Township, Precinct 4 | 452 | | 284 | | 428 | | 2,448 | 12 |
| Summit Township, Precinct 5 | 399 | | 209 | | 391 | | 2,270 | 18 |
| Summit Township, Precinct 6 | 222 | | 81 | | 149 | | 981 | 5 |
| Summit Township, Precinct 7 | 152 | | 57 | | 76 | | 544 | 1 |
| Summit Township, Precinct 8 | 300 | | 191 | | 290 | | 1,361 | 25 |
| Jackson County Michigan - Total | 6,383 | | 3,885 | | 5,678 | | 31,961 | 373 |
| **Cumulative** | | | | | | | | |
| Cumulative | 0 | | 0 | | 0 | | 0 | 0 |
| Cumulative - Total | 0 | | 0 | | 0 | | 0 | 0 |
| County - Total | 6,383 | | 3,885 | | 5,678 | | 31,961 | 373 |

# Jonesville School Bd (Vote for 2)

| Precinct | Times Cast | Registered Voters |
|---|---|---|
| **County** | | |
| **Jackson County Michigan** | | |
| Pulaski Township, Precinct 1 | 2 | 10 |
| Jackson County Michigan - Total | 2 | 10 |
| **Cumulative** | | |
| Cumulative | 0 | 0 |
| Cumulative - Total | 0 | 0 |
| County - Total | 2 | 10 |

| Precinct | Scott Campbell | | Michelle Taylor | | Total Votes |
|---|---|---|---|---|---|
| **County** | | | | | |
| **Jackson County Michigan** | | | | | |
| Pulaski Township, Precinct 1 | 1 | | 1 | | 2 |
| Jackson County Michigan - Total | 1 | | 1 | | 2 |
| **Cumulative** | | | | | |
| Cumulative | 0 | | 0 | | 0 |
| Cumulative - Total | 0 | | 0 | | 0 |
| County - Total | 1 | | 1 | | 2 |

| Precinct | Unresolved Write-In |
|---|---|
| **County** | |
| **Jackson County Michigan** | |
| Pulaski Township, Precinct 1 | 0 |
| Jackson County Michigan - Total | 0 |
| **Cumulative** | |
| Cumulative | 0 |
| Cumulative - Total | 0 |
| County - Total | 0 |

# Leslie School Bd (Vote for 3)

| Precinct | Times Cast | Registered Voters |
|---|---|---|
| **County** | | |
| **Jackson County Michigan** | | |
| Rives Township, Precinct 1 | 180 | 301 |
| Rives Township, Precinct 2 | 79 | 122 |
| Tompkins Township, Precinct 1 | 94 | 186 |
| Jackson County Michigan - Total | 353 | 609 |
| **Cumulative** | | |
| Cumulative | 0 | 0 |
| Cumulative - Total | 0 | 0 |
| County - Total | 353 | 609 |

| Precinct | Steven J. Adams | | Deann Maynard | |
|---|---|---|---|---|
| **County** | | | | |
| **Jackson County Michigan** | | | | |
| Rives Township, Precinct 1 | 69 | | 71 | |
| Rives Township, Precinct 2 | 36 | | 40 | |
| Tompkins Township, Precinct 1 | 24 | | 34 | |
| Jackson County Michigan - Total | 129 | | 145 | |
| **Cumulative** | | | | |
| Cumulative | 0 | | 0 | |
| Cumulative - Total | 0 | | 0 | |
| County - Total | 129 | | 145 | |

| Precinct | Kevin McDaniel | | Adrian M. Poulisse | | John Wayne Stewart | | Total Votes | Unresolved Write-In |
|---|---|---|---|---|---|---|---|---|
| **County** | | | | | | | | |
| **Jackson County Michigan** | | | | | | | | |
| Rives Township, Precinct 1 | 93 | | 50 | | 74 | | 357 | 1 |
| Rives Township, Precinct 2 | 43 | | 27 | | 21 | | 167 | 0 |
| Tompkins Township, Precinct 1 | 49 | | 18 | | 40 | | 165 | 1 |
| Jackson County Michigan - Total | 185 | | 95 | | 135 | | 689 | 2 |
| **Cumulative** | | | | | | | | |
| Cumulative | 0 | | 0 | | 0 | | 0 | 0 |
| Cumulative - Total | 0 | | 0 | | 0 | | 0 | 0 |
| County - Total | 185 | | 95 | | 135 | | 689 | 2 |

# Leslie School Bd Partial (Vote for 1)

| Precinct | Times Cast | Registered Voters |
|---|---|---|
| **County** | | |
| **Jackson County Michigan** | | |
| Rives Township, Precinct 1 | 180 | 301 |
| Rives Township, Precinct 2 | 79 | 122 |
| Tompkins Township, Precinct 1 | 94 | 186 |
| Jackson County Michigan - Total | 353 | 609 |
| **Cumulative** | | |
| Cumulative | 0 | 0 |
| Cumulative - Total | 0 | 0 |
| County - Total | 353 | 609 |

| Precinct | Shauna M. Howe | | James Wood | | Total Votes |
|---|---|---|---|---|---|
| **County** | | | | | |
| **Jackson County Michigan** | | | | | |
| Rives Township, Precinct 1 | 86 | | 62 | | 148 |
| Rives Township, Precinct 2 | 32 | | 29 | | 61 |
| Tompkins Township, Precinct 1 | 41 | | 31 | | 72 |
| Jackson County Michigan - Total | 159 | | 122 | | 281 |
| **Cumulative** | | | | | |
| Cumulative | 0 | | 0 | | 0 |
| Cumulative - Total | 0 | | 0 | | 0 |
| County - Total | 159 | | 122 | | 281 |

| Precinct | Unresolved Write-In |
|---|---|
| **County** | |
| **Jackson County Michigan** | |
| Rives Township, Precinct 1 | 0 |
| Rives Township, Precinct 2 | 0 |
| Tompkins Township, Precinct 1 | 0 |
| Jackson County Michigan - Total | 0 |
| **Cumulative** | |
| Cumulative | 0 |
| Cumulative - Total | 0 |
| County - Total | 0 |

# Litchfield School Bd (Vote for 3)

| Precinct | Times Cast | Registered Voters |
|---|---|---|
| **County** | | |
| **Jackson County Michigan** | | |
| Pulaski Township, Precinct 1 | 35 | 90 |
| Jackson County Michigan - Total | 35 | 90 |
| **Cumulative** | | |
| Cumulative | 0 | 0 |
| Cumulative - Total | 0 | 0 |
| County - Total | 35 | 90 |

| Precinct | Tamara Dow | | Total Votes | Unresolved Write-In |
|---|---|---|---|---|
| **County** | | | | |
| **Jackson County Michigan** | | | | |
| Pulaski Township, Precinct 1 | 30 | | 30 | 0 |
| Jackson County Michigan - Total | 30 | | 30 | 0 |
| **Cumulative** | | | | |
| Cumulative | 0 | | 0 | 0 |
| Cumulative - Total | 0 | | 0 | 0 |
| County - Total | 30 | | 30 | 0 |

# Litchfield School Bd Partial (Vote for 2)

| Precinct | Times Cast | Registered Voters |
|---|---|---|
| **County** | | |
| **Jackson County Michigan** | | |
| Pulaski Township, Precinct 1 | 35 | 90 |
| Jackson County Michigan - Total | 35 | 90 |
| **Cumulative** | | |
| Cumulative | 0 | 0 |
| Cumulative - Total | 0 | 0 |
| County - Total | 35 | 90 |

| Precinct | Jason R. Eichler | | Shannon Lewis | | Total Votes |
|---|---|---|---|---|---|
| **County** | | | | | |
| **Jackson County Michigan** | | | | | |
| Pulaski Township, Precinct 1 | 19 | | 25 | | 44 |
| Jackson County Michigan - Total | 19 | | 25 | | 44 |
| **Cumulative** | | | | | |
| Cumulative | 0 | | 0 | | 0 |
| Cumulative - Total | 0 | | 0 | | 0 |
| County - Total | 19 | | 25 | | 44 |

| Precinct | Unresolved Write-In |
|---|---|
| **County** | |
| **Jackson County Michigan** | |
| Pulaski Township, Precinct 1 | 0 |
| Jackson County Michigan - Total | 0 |
| **Cumulative** | |
| Cumulative | 0 |
| Cumulative - Total | 0 |
| County - Total | 0 |

# Manchester School Bd (Vote for 3)

| Precinct | Times Cast | Registered Voters |
|---|---|---|
| **County** | | |
| **Jackson County Michigan** | | |
| Grass Lake Charter Township, Precinct 1 | 4 | 10 |
| Norvell Township, Precinct 1 | 31 | 41 |
| Jackson County Michigan - Total | 35 | 51 |
| **Cumulative** | | |
| Cumulative | 0 | 0 |
| Cumulative - Total | 0 | 0 |
| County - Total | 35 | 51 |

| Precinct | Michael Austin | | Kim Blumenstein | |
|---|---|---|---|---|
| **County** | | | | |
| **Jackson County Michigan** | | | | |
| Grass Lake Charter Township, Precinct 1 | 0 | | 1 | |
| Norvell Township, Precinct 1 | 10 | | 13 | |
| Jackson County Michigan - Total | 10 | | 14 | |
| **Cumulative** | | | | |
| Cumulative | 0 | | 0 | |
| Cumulative - Total | 0 | | 0 | |
| County - Total | 10 | | 14 | |

| Precinct | Rebecca Harvey | | Michael J. Tindall | | Total Votes | Unresolved Write-In |
|---|---|---|---|---|---|---|
| **County** | | | | | | |
| **Jackson County Michigan** | | | | | | |
| Grass Lake Charter Township, Precinct 1 | 2 | | 2 | | 5 | 0 |
| Norvell Township, Precinct 1 | 18 | | 19 | | 60 | 0 |
| Jackson County Michigan - Total | 20 | | 21 | | 65 | 0 |
| **Cumulative** | | | | | | |
| Cumulative | 0 | | 0 | | 0 | 0 |
| Cumulative - Total | 0 | | 0 | | 0 | 0 |
| County - Total | 20 | | 21 | | 65 | 0 |

# Marshall School Bd (Vote for 2)

| Precinct | Times Cast | Registered Voters |
|---|---|---|
| **County** | | |
| **Jackson County Michigan** | | |
| Concord Township, Precinct 1 | 51 | 102 |
| Parma Township, Precinct 1 | 107 | 276 |
| Jackson County Michigan - Total | 158 | 378 |
| **Cumulative** | | |
| Cumulative | 0 | 0 |
| Cumulative - Total | 0 | 0 |
| County - Total | 158 | 378 |

| Precinct | Quiana Davis | | Brent Dawson | |
|---|---|---|---|---|
| **County** | | | | |
| **Jackson County Michigan** | | | | |
| Concord Township, Precinct 1 | 16 | | 21 | |
| Parma Township, Precinct 1 | 27 | | 32 | |
| Jackson County Michigan - Total | 43 | | 53 | |
| **Cumulative** | | | | |
| Cumulative | 0 | | 0 | |
| Cumulative - Total | 0 | | 0 | |
| County - Total | 43 | | 53 | |

| Precinct | Bradley Donahue | | Shawna Gamble | | Total Votes | Unresolved Write-In |
|---|---|---|---|---|---|---|
| **County** | | | | | | |
| **Jackson County Michigan** | | | | | | |
| Concord Township, Precinct 1 | 14 | | 14 | | 65 | 1 |
| Parma Township, Precinct 1 | 25 | | 39 | | 123 | 3 |
| Jackson County Michigan - Total | 39 | | 53 | | 188 | 4 |
| **Cumulative** | | | | | | |
| Cumulative | 0 | | 0 | | 0 | 0 |
| Cumulative - Total | 0 | | 0 | | 0 | 0 |
| County - Total | 39 | | 53 | | 188 | 4 |

# Marshall School Bd Partial (Vote for 1)

| Precinct | Times Cast | Registered Voters |
|---|---|---|
| **County** | | |
| **Jackson County Michigan** | | |
| Concord Township, Precinct 1 | 51 | 102 |
| Parma Township, Precinct 1 | 107 | 276 |
| Jackson County Michigan - Total | 158 | 378 |
| **Cumulative** | | |
| Cumulative | 0 | 0 |
| Cumulative - Total | 0 | 0 |
| County - Total | 158 | 378 |

| Precinct | Marquetta Frost | | Larry Williams | | Total Votes |
|---|---|---|---|---|---|
| **County** | | | | | |
| **Jackson County Michigan** | | | | | |
| Concord Township, Precinct 1 | 17 | | 21 | | 38 |
| Parma Township, Precinct 1 | 25 | | 47 | | 72 |
| Jackson County Michigan - Total | 42 | | 68 | | 110 |
| **Cumulative** | | | | | |
| Cumulative | 0 | | 0 | | 0 |
| Cumulative - Total | 0 | | 0 | | 0 |
| County - Total | 42 | | 68 | | 110 |

| Precinct | Unresolved Write-In |
|---|---|
| **County** | |
| **Jackson County Michigan** | |
| Concord Township, Precinct 1 | 1 |
| Parma Township, Precinct 1 | 2 |
| Jackson County Michigan - Total | 3 |
| **Cumulative** | |
| Cumulative | 0 |
| Cumulative - Total | 0 |
| County - Total | 3 |

# Michigan Ctr School Bd (Vote for 3)

| Precinct | Times Cast | Registered Voters |
|---|---|---|
| **County** | | |
| **Jackson County Michigan** | | |
| Leoni Township, Precinct 1 | 1,618 | 2,954 |
| Leoni Township, Precinct 2 | 1,405 | 2,840 |
| Jackson County Michigan - Total | 3,023 | 5,794 |
| **Cumulative** | | |
| Cumulative | 0 | 0 |
| Cumulative - Total | 0 | 0 |
| County - Total | 3,023 | 5,794 |

| Precinct | Travis J. Barnett | | Debra Kruse | |
|---|---|---|---|---|
| **County** | | | | |
| **Jackson County Michigan** | | | | |
| Leoni Township, Precinct 1 | 942 | | 916 | |
| Leoni Township, Precinct 2 | 739 | | 798 | |
| Jackson County Michigan - Total | 1,681 | | 1,714 | |
| **Cumulative** | | | | |
| Cumulative | 0 | | 0 | |
| Cumulative - Total | 0 | | 0 | |
| County - Total | 1,681 | | 1,714 | |

| Precinct | Amanda S. Rainsberger | | Total Votes | Unresolved Write-In |
|---|---|---|---|---|
| **County** | | | | |
| **Jackson County Michigan** | | | | |
| Leoni Township, Precinct 1 | 877 | | 2,735 | 31 |
| Leoni Township, Precinct 2 | 796 | | 2,333 | 18 |
| Jackson County Michigan - Total | 1,673 | | 5,068 | 49 |
| **Cumulative** | | | | |
| Cumulative | 0 | | 0 | 0 |
| Cumulative - Total | 0 | | 0 | 0 |
| County - Total | 1,673 | | 5,068 | 49 |

# Michigan Ctr School Bd Partial (Vote for 1)

| Precinct | Times Cast | Registered Voters |
|---|---|---|
| **County** | | |
| **Jackson County Michigan** | | |
| Leoni Township, Precinct 1 | 1,618 | 2,954 |
| Leoni Township, Precinct 2 | 1,405 | 2,840 |
| Jackson County Michigan - Total | 3,023 | 5,794 |
| **Cumulative** | | |
| Cumulative | 0 | 0 |
| Cumulative - Total | 0 | 0 |
| County - Total | 3,023 | 5,794 |

| Precinct | Total Votes | Unresolved Write-In |
|---|---|---|
| **County** | | |
| **Jackson County Michigan** | | |
| Leoni Township, Precinct 1 | 0 | 183 |
| Leoni Township, Precinct 2 | 0 | 137 |
| Jackson County Michigan - Total | 0 | 320 |
| **Cumulative** | | |
| Cumulative | 0 | 0 |
| Cumulative - Total | 0 | 0 |
| County - Total | 0 | 320 |

# Napoleon School Bd (Vote for 2)

| Precinct | Times Cast | Registered Voters |
|---|---|---|
| **County** | | |
| **Jackson County Michigan** | | |
| Columbia Township, Precinct 1 | 55 | 98 |
| Columbia Township, Precinct 2 | 185 | 277 |
| Grass Lake Charter Township, Precinct 1 | 164 | 232 |
| Napoleon Township, Precinct 1 | 926 | 1,817 |
| Napoleon Township, Precinct 2 | 918 | 1,586 |
| Napoleon Township, Precinct 3 | 1,123 | 1,836 |
| Norvell Township, Precinct 1 | 509 | 779 |
| Jackson County Michigan - Total | 3,880 | 6,625 |
| **Cumulative** | | |
| Cumulative | 0 | 0 |
| Cumulative - Total | 0 | 0 |
| County - Total | 3,880 | 6,625 |

| Precinct | Judith Bostedor | | Jason Breining | | Total Votes |
|---|---|---|---|---|---|
| **County** | | | | | |
| **Jackson County Michigan** | | | | | |
| Columbia Township, Precinct 1 | 34 | | 39 | | 73 |
| Columbia Township, Precinct 2 | 125 | | 106 | | 231 |
| Grass Lake Charter Township, Precinct 1 | 98 | | 96 | | 194 |
| Napoleon Township, Precinct 1 | 595 | | 582 | | 1,177 |
| Napoleon Township, Precinct 2 | 598 | | 531 | | 1,129 |
| Napoleon Township, Precinct 3 | 703 | | 698 | | 1,401 |
| Norvell Township, Precinct 1 | 325 | | 270 | | 595 |
| Jackson County Michigan - Total | 2,478 | | 2,322 | | 4,800 |
| **Cumulative** | | | | | |
| Cumulative | 0 | | 0 | | 0 |
| Cumulative - Total | 0 | | 0 | | 0 |
| County - Total | 2,478 | | 2,322 | | 4,800 |

| Precinct | Unresolved Write-In |
|---|---|
| **County** | |
| **Jackson County Michigan** | |
| Columbia Township, Precinct 1 | 0 |
| Columbia Township, Precinct 2 | 3 |
| Grass Lake Charter Township, Precinct 1 | 7 |
| Napoleon Township, Precinct 1 | 14 |
| Napoleon Township, Precinct 2 | 6 |
| Napoleon Township, Precinct 3 | 8 |
| Norvell Township, Precinct 1 | 5 |
| Jackson County Michigan - Total | 43 |
| **Cumulative** | |
| Cumulative | 0 |
| Cumulative - Total | 0 |
| County - Total | 43 |

# N Adams-Jerome School Bd (Vote for 3)

| Precinct | Times Cast | Registered Voters |
|---|---|---|
| **County** | | |
| **Jackson County Michigan** | | |
| Liberty Township, Precinct 1 | 0 | 1 |
| Jackson County Michigan - Total | 0 | 1 |
| **Cumulative** | | |
| Cumulative | 0 | 0 |
| Cumulative - Total | 0 | 0 |
| County - Total | 0 | 1 |

| Precinct | Total Votes | Unresolved Write-In |
|---|---|---|
| **County** | | |
| **Jackson County Michigan** | | |
| Liberty Township, Precinct 1 | 0 | 0 |
| Jackson County Michigan - Total | 0 | 0 |
| **Cumulative** | | |
| Cumulative | 0 | 0 |
| Cumulative - Total | 0 | 0 |
| County - Total | 0 | 0 |

# Northwest School Bd (Vote for 2)

| Precinct | Times Cast | Registered Voters |
|---|---|---|
| **County** | | |
| **Jackson County Michigan** | | |
| Blackman Charter Township, Precinct 1 | 351 | 710 |
| Blackman Charter Township, Precinct 2 | 1,749 | 2,971 |
| Blackman Charter Township, Precinct 3 | 1,614 | 2,972 |
| Blackman Charter Township, Precinct 4 | 1,263 | 2,845 |
| Henrietta Township, Precinct 1 | 1,085 | 1,639 |
| Henrietta Township, Precinct 2 | 456 | 883 |
| Rives Township, Precinct 1 | 935 | 1,816 |
| Rives Township, Precinct 2 | 846 | 1,342 |
| Sandstone Charter Township, Precinct 1 | 477 | 743 |
| Tompkins Township, Precinct 1 | 697 | 1,175 |
| Jackson County Michigan - Total | 9,473 | 17,096 |
| **Cumulative** | | |
| Cumulative | 0 | 0 |
| Cumulative - Total | 0 | 0 |
| County - Total | 9,473 | 17,096 |

| Precinct | Lee J. Belding | | Jeremy Curtis | |
|---|---|---|---|---|
| **County** | | | | |
| **Jackson County Michigan** | | | | |
| Blackman Charter Township, Precinct 1 | 114 | | 106 | |
| Blackman Charter Township, Precinct 2 | 378 | | 693 | |
| Blackman Charter Township, Precinct 3 | 332 | | 530 | |
| Blackman Charter Township, Precinct 4 | 338 | | 418 | |
| Henrietta Township, Precinct 1 | 287 | | 348 | |
| Henrietta Township, Precinct 2 | 109 | | 177 | |
| Rives Township, Precinct 1 | 217 | | 307 | |
| Rives Township, Precinct 2 | 189 | | 250 | |
| Sandstone Charter Township, Precinct 1 | 157 | | 168 | |
| Tompkins Township, Precinct 1 | 205 | | 272 | |
| Jackson County Michigan - Total | 2,326 | | 3,269 | |
| **Cumulative** | | | | |
| Cumulative | 0 | | 0 | |
| Cumulative - Total | 0 | | 0 | |
| County - Total | 2,326 | | 3,269 | |

| Precinct | Nick Rush | | Robert Sayles | | Total Votes | Unresolved Write-In |
|---|---|---|---|---|---|---|
| **County** | | | | | | |
| **Jackson County Michigan** | | | | | | |
| Blackman Charter Township, Precinct 1 | 118 | | 113 | | 451 | 4 |
| Blackman Charter Township, Precinct 2 | 735 | | 668 | | 2,474 | 17 |
| Blackman Charter Township, Precinct 3 | 632 | | 637 | | 2,131 | 10 |
| Blackman Charter Township, Precinct 4 | 344 | | 521 | | 1,621 | 27 |
| Henrietta Township, Precinct 1 | 396 | | 410 | | 1,441 | 6 |
| Henrietta Township, Precinct 2 | 152 | | 164 | | 602 | 10 |
| Rives Township, Precinct 1 | 352 | | 375 | | 1,251 | 14 |
| Rives Township, Precinct 2 | 288 | | 415 | | 1,142 | 7 |
| Sandstone Charter Township, Precinct 1 | 137 | | 145 | | 607 | 5 |
| Tompkins Township, Precinct 1 | 236 | | 246 | | 959 | 2 |
| Jackson County Michigan - Total | 3,390 | | 3,694 | | 12,679 | 102 |
| **Cumulative** | | | | | | |
| Cumulative | 0 | | 0 | | 0 | 0 |
| Cumulative - Total | 0 | | 0 | | 0 | 0 |
| County - Total | 3,390 | | 3,694 | | 12,679 | 102 |

# Springport School Bd (Vote for 2)

| Precinct | Times Cast | Registered Voters |
|---|---|---|
| **County** | | |
| **Jackson County Michigan** | | |
| Parma Township, Precinct 1 | 398 | 735 |
| Springport Township, Precinct 1 | 782 | 1,519 |
| Tompkins Township, Precinct 1 | 329 | 579 |
| Jackson County Michigan - Total | 1,509 | 2,833 |
| **Cumulative** | | |
| Cumulative | 0 | 0 |
| Cumulative - Total | 0 | 0 |
| County - Total | 1,509 | 2,833 |

| Precinct | Jeff Caudill | | Eliott J. Cook | | Total Votes |
|---|---|---|---|---|---|
| **County** | | | | | |
| **Jackson County Michigan** | | | | | |
| Parma Township, Precinct 1 | 271 | | 229 | | 500 |
| Springport Township, Precinct 1 | 539 | | 477 | | 1,016 |
| Tompkins Township, Precinct 1 | 216 | | 186 | | 402 |
| Jackson County Michigan - Total | 1,026 | | 892 | | 1,918 |
| **Cumulative** | | | | | |
| Cumulative | 0 | | 0 | | 0 |
| Cumulative - Total | 0 | | 0 | | 0 |
| County - Total | 1,026 | | 892 | | 1,918 |

| Precinct | Unresolved Write-In |
|---|---|
| **County** | |
| **Jackson County Michigan** | |
| Parma Township, Precinct 1 | 2 |
| Springport Township, Precinct 1 | 13 |
| Tompkins Township, Precinct 1 | 1 |
| Jackson County Michigan - Total | 16 |
| **Cumulative** | |
| Cumulative | 0 |
| Cumulative - Total | 0 |
| County - Total | 16 |

# Springport School Bd Partial (Vote for 2)

| Precinct | Times Cast | Registered Voters |
|---|---|---|
| **County** | | |
| **Jackson County Michigan** | | |
| Parma Township, Precinct 1 | 398 | 735 |
| Springport Township, Precinct 1 | 782 | 1,519 |
| Tompkins Township, Precinct 1 | 329 | 579 |
| Jackson County Michigan - Total | 1,509 | 2,833 |
| **Cumulative** | | |
| Cumulative | 0 | 0 |
| Cumulative - Total | 0 | 0 |
| County - Total | 1,509 | 2,833 |

| Precinct | Granville Hayworth | | Total Votes | Unresolved Write-In |
|---|---|---|---|---|
| **County** | | | | |
| **Jackson County Michigan** | | | | |
| Parma Township, Precinct 1 | 261 | | 261 | 1 |
| Springport Township, Precinct 1 | 546 | | 546 | 26 |
| Tompkins Township, Precinct 1 | 222 | | 222 | 7 |
| Jackson County Michigan - Total | 1,029 | | 1,029 | 34 |
| **Cumulative** | | | | |
| Cumulative | 0 | | 0 | 0 |
| Cumulative - Total | 0 | | 0 | 0 |
| County - Total | 1,029 | | 1,029 | 34 |

# Stockbridge School Bd (Vote for 2)

| Precinct | Times Cast | Registered Voters |
|---|---|---|
| **County** | | |
| **Jackson County Michigan** | | |
| Henrietta Township, Precinct 2 | 542 | 917 |
| Waterloo Township, Precinct 1 | 512 | 808 |
| Jackson County Michigan - Total | 1,054 | 1,725 |
| **Cumulative** | | |
| Cumulative | 0 | 0 |
| Cumulative - Total | 0 | 0 |
| County - Total | 1,054 | 1,725 |

| Precinct | Judy Heeney | | Christopher Kruger | | Total Votes |
|---|---|---|---|---|---|
| **County** | | | | | |
| **Jackson County Michigan** | | | | | |
| Henrietta Township, Precinct 2 | 389 | | 340 | | 729 |
| Waterloo Township, Precinct 1 | 352 | | 300 | | 652 |
| Jackson County Michigan - Total | 741 | | 640 | | 1,381 |
| **Cumulative** | | | | | |
| Cumulative | 0 | | 0 | | 0 |
| Cumulative - Total | 0 | | 0 | | 0 |
| County - Total | 741 | | 640 | | 1,381 |

| Precinct | Unresolved Write-In |
|---|---|
| **County** | |
| **Jackson County Michigan** | |
| Henrietta Township, Precinct 2 | 8 |
| Waterloo Township, Precinct 1 | 2 |
| Jackson County Michigan - Total | 10 |
| **Cumulative** | |
| Cumulative | 0 |
| Cumulative - Total | 0 |
| County - Total | 10 |

# Vandercook Lk School Bd 6yr (Vote for 3)

| Precinct | Times Cast | Registered Voters |
|---|---|---|
| **County** | | |
| **Jackson County Michigan** | | |
| Summit Township, Precinct 6 | 322 | 539 |
| Summit Township, Precinct 7 | 1,122 | 2,281 |
| Summit Township, Precinct 8 | 369 | 591 |
| Jackson County Michigan - Total | 1,813 | 3,411 |
| **Cumulative** | | |
| Cumulative | 0 | 0 |
| Cumulative - Total | 0 | 0 |
| County - Total | 1,813 | 3,411 |

| Precinct | Edward Hatfield, Jr. | | Joshua Hunt | |
|---|---|---|---|---|
| **County** | | | | |
| **Jackson County Michigan** | | | | |
| Summit Township, Precinct 6 | 170 | | 174 | |
| Summit Township, Precinct 7 | 627 | | 664 | |
| Summit Township, Precinct 8 | 233 | | 223 | |
| Jackson County Michigan - Total | 1,030 | | 1,061 | |
| **Cumulative** | | | | |
| Cumulative | 0 | | 0 | |
| Cumulative - Total | 0 | | 0 | |
| County - Total | 1,030 | | 1,061 | |

| Precinct | Tracy Lynn Lackey | | Total Votes | Unresolved Write-In |
|---|---|---|---|---|
| **County** | | | | |
| **Jackson County Michigan** | | | | |
| Summit Township, Precinct 6 | 200 | | 544 | 1 |
| Summit Township, Precinct 7 | 726 | | 2,017 | 14 |
| Summit Township, Precinct 8 | 233 | | 689 | 6 |
| Jackson County Michigan - Total | 1,159 | | 3,250 | 21 |
| **Cumulative** | | | | |
| Cumulative | 0 | | 0 | 0 |
| Cumulative - Total | 0 | | 0 | 0 |
| County - Total | 1,159 | | 3,250 | 21 |

# Vandercook Lk School Bd 4yr (Vote for 1)

| Precinct | Times Cast | Registered Voters |
|---|---|---|
| **County** | | |
| **Jackson County Michigan** | | |
| Summit Township, Precinct 6 | 322 | 539 |
| Summit Township, Precinct 7 | 1,122 | 2,281 |
| Summit Township, Precinct 8 | 369 | 591 |
| Jackson County Michigan - Total | 1,813 | 3,411 |
| **Cumulative** | | |
| Cumulative | 0 | 0 |
| Cumulative - Total | 0 | 0 |
| County - Total | 1,813 | 3,411 |

| Precinct | Kristi A. Dull | | Total Votes | Unresolved Write-In |
|---|---|---|---|---|
| **County** | | | | |
| **Jackson County Michigan** | | | | |
| Summit Township, Precinct 6 | 224 | | 224 | 1 |
| Summit Township, Precinct 7 | 849 | | 849 | 11 |
| Summit Township, Precinct 8 | 271 | | 271 | 2 |
| Jackson County Michigan - Total | 1,344 | | 1,344 | 14 |
| **Cumulative** | | | | |
| Cumulative | 0 | | 0 | 0 |
| Cumulative - Total | 0 | | 0 | 0 |
| County - Total | 1,344 | | 1,344 | 14 |

# Western School Bd (Vote for 2)

| Precinct | Times Cast | Registered Voters |
|---|---|---|
| **County** | | |
| **Jackson County Michigan** | | |
| Blackman Charter Township, Precinct 5 | 304 | 904 |
| Concord Township, Precinct 1 | 100 | 180 |
| Parma Township, Precinct 1 | 465 | 911 |
| Sandstone Charter Township, Precinct 1 | 293 | 494 |
| Sandstone Charter Township, Precinct 2 | 556 | 874 |
| Sandstone Charter Township, Precinct 3 | 473 | 809 |
| Spring Arbor Township, Precinct 1 | 1,282 | 2,009 |
| Spring Arbor Township, Precinct 2 | 1,528 | 2,502 |
| Tompkins Township, Precinct 1 | 70 | 133 |
| Jackson County Michigan - Total | 5,071 | 8,816 |
| **Cumulative** | | |
| Cumulative | 0 | 0 |
| Cumulative - Total | 0 | 0 |
| County - Total | 5,071 | 8,816 |

| Precinct | Brent Oliver | | Raymond E. Pape | | Total Votes |
|---|---|---|---|---|---|
| **County** | | | | | |
| **Jackson County Michigan** | | | | | |
| Blackman Charter Township, Precinct 5 | 192 | | 163 | | 355 |
| Concord Township, Precinct 1 | 61 | | 71 | | 132 |
| Parma Township, Precinct 1 | 286 | | 264 | | 550 |
| Sandstone Charter Township, Precinct 1 | 170 | | 178 | | 348 |
| Sandstone Charter Township, Precinct 2 | 333 | | 308 | | 641 |
| Sandstone Charter Township, Precinct 3 | 287 | | 291 | | 578 |
| Spring Arbor Township, Precinct 1 | 906 | | 817 | | 1,723 |
| Spring Arbor Township, Precinct 2 | 1,025 | | 1,005 | | 2,030 |
| Tompkins Township, Precinct 1 | 35 | | 29 | | 64 |
| Jackson County Michigan - Total | 3,295 | | 3,126 | | 6,421 |
| **Cumulative** | | | | | |
| Cumulative | 0 | | 0 | | 0 |
| Cumulative - Total | 0 | | 0 | | 0 |
| County - Total | 3,295 | | 3,126 | | 6,421 |

| Precinct | Unresolved Write-In |
|---|---|
| **County** | |
| **Jackson County Michigan** | |
| Blackman Charter Township, Precinct 5 | 4 |
| Concord Township, Precinct 1 | 0 |
| Parma Township, Precinct 1 | 6 |
| Sandstone Charter Township, Precinct 1 | 3 |
| Sandstone Charter Township, Precinct 2 | 3 |
| Sandstone Charter Township, Precinct 3 | 4 |
| Spring Arbor Township, Precinct 1 | 16 |
| Spring Arbor Township, Precinct 2 | 18 |
| Tompkins Township, Precinct 1 | 2 |
| Jackson County Michigan - Total | 56 |
| **Cumulative** | |
| Cumulative | 0 |
| Cumulative - Total | 0 |
| County - Total | 56 |

# State Prop 18-1 Marijuana (Vote for 1)

| Precinct | Times Cast | Registered Voters |
|---|---|---|
| **County** | | |
| **Jackson County Michigan** | | |
| Blackman Charter Township, Precinct 1 | 990 | 2,492 |
| Blackman Charter Township, Precinct 2 | 1,749 | 2,971 |
| Blackman Charter Township, Precinct 3 | 1,614 | 2,972 |
| Blackman Charter Township, Precinct 4 | 1,263 | 2,845 |
| Blackman Charter Township, Precinct 5 | 995 | 2,386 |
| City of Jackson, Ward 1, Precinct 1 | 589 | 1,679 |
| City of Jackson, Ward 1, Precinct 2 | 663 | 1,912 |
| City of Jackson, Ward 2, Precinct 1 | 680 | 1,724 |
| City of Jackson, Ward 2, Precinct 2 | 463 | 1,392 |
| City of Jackson, Ward 3, Precinct 1 | 244 | 754 |
| City of Jackson, Ward 3, Precinct 2 | 719 | 1,595 |
| City of Jackson, Ward 3, Precinct 3 | 558 | 1,215 |
| City of Jackson, Ward 4, Precinct 1 | 602 | 1,396 |
| City of Jackson, Ward 4, Precinct 2 | 567 | 1,264 |
| City of Jackson, Ward 4, Precinct 3 | 740 | 1,284 |
| City of Jackson, Ward 5, Precinct 1 | 219 | 757 |

| Precinct | Yes | | No | | Total Votes |
|---|---|---|---|---|---|
| **County** | | | | | |
| **Jackson County Michigan** | | | | | |
| Blackman Charter Township, Precinct 1 | 580 | | 377 | | 957 |
| Blackman Charter Township, Precinct 2 | 831 | | 886 | | 1,717 |
| Blackman Charter Township, Precinct 3 | 719 | | 855 | | 1,574 |
| Blackman Charter Township, Precinct 4 | 698 | | 521 | | 1,219 |
| Blackman Charter Township, Precinct 5 | 584 | | 389 | | 973 |
| City of Jackson, Ward 1, Precinct 1 | 417 | | 150 | | 567 |
| City of Jackson, Ward 1, Precinct 2 | 495 | | 133 | | 628 |
| City of Jackson, Ward 2, Precinct 1 | 437 | | 233 | | 670 |
| City of Jackson, Ward 2, Precinct 2 | 329 | | 127 | | 456 |
| City of Jackson, Ward 3, Precinct 1 | 162 | | 75 | | 237 |
| City of Jackson, Ward 3, Precinct 2 | 448 | | 252 | | 700 |
| City of Jackson, Ward 3, Precinct 3 | 353 | | 183 | | 536 |
| City of Jackson, Ward 4, Precinct 1 | 391 | | 204 | | 595 |
| City of Jackson, Ward 4, Precinct 2 | 372 | | 185 | | 557 |
| City of Jackson, Ward 4, Precinct 3 | 411 | | 305 | | 716 |
| City of Jackson, Ward 5, Precinct 1 | 172 | | 43 | | 215 |

| Precinct | Unresolved Write-In |
|---|---|
| **County** | |
| **Jackson County Michigan** | |
| Blackman Charter Township, Precinct 1 | 0 |
| Blackman Charter Township, Precinct 2 | 0 |
| Blackman Charter Township, Precinct 3 | 0 |
| Blackman Charter Township, Precinct 4 | 0 |
| Blackman Charter Township, Precinct 5 | 0 |
| City of Jackson, Ward 1, Precinct 1 | 0 |
| City of Jackson, Ward 1, Precinct 2 | 0 |
| City of Jackson, Ward 2, Precinct 1 | 0 |
| City of Jackson, Ward 2, Precinct 2 | 0 |
| City of Jackson, Ward 3, Precinct 1 | 0 |
| City of Jackson, Ward 3, Precinct 2 | 0 |
| City of Jackson, Ward 3, Precinct 3 | 0 |
| City of Jackson, Ward 4, Precinct 1 | 0 |
| City of Jackson, Ward 4, Precinct 2 | 0 |
| City of Jackson, Ward 4, Precinct 3 | 0 |
| City of Jackson, Ward 5, Precinct 1 | 0 |

| Precinct | Times Cast | Registered Voters |
|---|---|---|
| City of Jackson, Ward 5, Precinct 2 | 368 | 1,015 |
| City of Jackson, Ward 5, Precinct 3 | 315 | 1,194 |
| City of Jackson, Ward 6, Precinct 1 | 858 | 1,243 |
| City of Jackson, Ward 6, Precinct 2 | 746 | 1,404 |
| City of Jackson, Ward 6, Precinct 3 | 929 | 1,409 |
| Columbia Township, Precinct 1 | 1,172 | 2,019 |
| Columbia Township, Precinct 2 | 1,057 | 1,624 |
| Columbia Township, Precinct 3 | 1,587 | 2,431 |
| Concord Township, Precinct 1 | 1,195 | 1,964 |
| Grass Lake Charter Township, Precinct 1 | 1,433 | 2,119 |
| Grass Lake Charter Township, Precinct 2 | 1,057 | 1,540 |
| Grass Lake Charter Township, Precinct 3 | 553 | 854 |
| Hanover Township, Precinct 1 | 819 | 1,296 |
| Hanover Township, Precinct 2 | 882 | 1,561 |
| Henrietta Township, Precinct 1 | 1,085 | 1,639 |
| Henrietta Township, Precinct 2 | 1,048 | 1,913 |
| Leoni Township, Precinct 1 | 1,619 | 2,955 |
| Leoni Township, Precinct 2 | 1,405 | 2,840 |
| Leoni Township, Precinct 3 | 1,178 | 2,413 |
| Leoni Township, Precinct 4 | 1,290 | 2,169 |
| Liberty Township, Precinct 1 | 928 | 1,449 |

| Precinct | Yes | No | Total Votes |
|---|---|---|---|
| City of Jackson, Ward 5, Precinct 2 | 254 | 99 | 353 |
| City of Jackson, Ward 5, Precinct 3 | 221 | 80 | 301 |
| City of Jackson, Ward 6, Precinct 1 | 447 | 393 | 840 |
| City of Jackson, Ward 6, Precinct 2 | 481 | 244 | 725 |
| City of Jackson, Ward 6, Precinct 3 | 502 | 402 | 904 |
| Columbia Township, Precinct 1 | 643 | 511 | 1,154 |
| Columbia Township, Precinct 2 | 520 | 518 | 1,038 |
| Columbia Township, Precinct 3 | 805 | 751 | 1,556 |
| Concord Township, Precinct 1 | 568 | 593 | 1,161 |
| Grass Lake Charter Township, Precinct 1 | 686 | 732 | 1,418 |
| Grass Lake Charter Township, Precinct 2 | 515 | 529 | 1,044 |
| Grass Lake Charter Township, Precinct 3 | 313 | 230 | 543 |
| Hanover Township, Precinct 1 | 382 | 423 | 805 |
| Hanover Township, Precinct 2 | 434 | 436 | 870 |
| Henrietta Township, Precinct 1 | 527 | 543 | 1,070 |
| Henrietta Township, Precinct 2 | 596 | 438 | 1,034 |
| Leoni Township, Precinct 1 | 862 | 722 | 1,584 |
| Leoni Township, Precinct 2 | 783 | 596 | 1,379 |
| Leoni Township, Precinct 3 | 634 | 518 | 1,152 |
| Leoni Township, Precinct 4 | 676 | 598 | 1,274 |
| Liberty Township, Precinct 1 | 434 | 472 | 906 |

| Precinct | Unresolved Write-In |
|---|---|
| City of Jackson, Ward 5, Precinct 2 | 0 |
| City of Jackson, Ward 5, Precinct 3 | 0 |
| City of Jackson, Ward 6, Precinct 1 | 0 |
| City of Jackson, Ward 6, Precinct 2 | 0 |
| City of Jackson, Ward 6, Precinct 3 | 0 |
| Columbia Township, Precinct 1 | 0 |
| Columbia Township, Precinct 2 | 0 |
| Columbia Township, Precinct 3 | 0 |
| Concord Township, Precinct 1 | 0 |
| Grass Lake Charter Township, Precinct 1 | 0 |
| Grass Lake Charter Township, Precinct 2 | 0 |
| Grass Lake Charter Township, Precinct 3 | 0 |
| Hanover Township, Precinct 1 | 0 |
| Hanover Township, Precinct 2 | 0 |
| Henrietta Township, Precinct 1 | 0 |
| Henrietta Township, Precinct 2 | 0 |
| Leoni Township, Precinct 1 | 0 |
| Leoni Township, Precinct 2 | 0 |
| Leoni Township, Precinct 3 | 0 |
| Leoni Township, Precinct 4 | 0 |
| Liberty Township, Precinct 1 | 0 |

| Precinct | Times Cast | Registered Voters |
|---|---|---|
| Liberty Township, Precinct 2 | 660 | 1,007 |
| Napoleon Township, Precinct 1 | 926 | 1,817 |
| Napoleon Township, Precinct 2 | 963 | 1,662 |
| Napoleon Township, Precinct 3 | 1,123 | 1,836 |
| Norvell Township, Precinct 1 | 651 | 995 |
| Norvell Township, Precinct 2 | 801 | 1,293 |
| Parma Township, Precinct 1 | 1,022 | 2,018 |
| Pulaski Township, Precinct 1 | 780 | 1,368 |
| Rives Township, Precinct 1 | 1,115 | 2,117 |
| Rives Township, Precinct 2 | 925 | 1,464 |
| Sandstone Charter Township, Precinct 1 | 770 | 1,237 |
| Sandstone Charter Township, Precinct 2 | 556 | 874 |
| Sandstone Charter Township, Precinct 3 | 473 | 809 |
| Spring Arbor Township, Precinct 1 | 1,826 | 2,858 |
| Spring Arbor Township, Precinct 2 | 1,528 | 2,502 |
| Springport Township, Precinct 1 | 782 | 1,519 |
| Summit Township, Precinct 1 | 1,037 | 2,093 |
| Summit Township, Precinct 2 | 1,574 | 2,274 |
| Summit Township, Precinct 3 | 1,346 | 2,036 |
| Summit Township, Precinct 4 | 1,432 | 2,086 |
| Summit Township, Precinct 5 | 1,337 | 1,887 |
| Summit Township, Precinct 6 | 886 | 1,349 |
| Summit Township, Precinct 7 | 1,408 | 2,699 |
| Summit Township, Precinct 8 | 1,139 | 2,401 |
| Tompkins Township, Precinct 1 | 1,190 | 2,073 |

| Precinct | Yes | | No | | Total Votes |
|---|---|---|---|---|---|
| Liberty Township, Precinct 2 | 316 | | 335 | | 651 |
| Napoleon Township, Precinct 1 | 494 | | 416 | | 910 |
| Napoleon Township, Precinct 2 | 497 | | 440 | | 937 |
| Napoleon Township, Precinct 3 | 552 | | 558 | | 1,110 |
| Norvell Township, Precinct 1 | 350 | | 278 | | 628 |
| Norvell Township, Precinct 2 | 457 | | 329 | | 786 |
| Parma Township, Precinct 1 | 526 | | 463 | | 989 |
| Pulaski Township, Precinct 1 | 357 | | 410 | | 767 |
| Rives Township, Precinct 1 | 572 | | 517 | | 1,089 |
| Rives Township, Precinct 2 | 434 | | 470 | | 904 |
| Sandstone Charter Township, Precinct 1 | 344 | | 405 | | 749 |
| Sandstone Charter Township, Precinct 2 | 268 | | 277 | | 545 |
| Sandstone Charter Township, Precinct 3 | 230 | | 236 | | 466 |
| Spring Arbor Township, Precinct 1 | 692 | | 1,104 | | 1,796 |
| Spring Arbor Township, Precinct 2 | 692 | | 824 | | 1,516 |
| Springport Township, Precinct 1 | 413 | | 346 | | 759 |
| Summit Township, Precinct 1 | 586 | | 427 | | 1,013 |
| Summit Township, Precinct 2 | 559 | | 983 | | 1,542 |
| Summit Township, Precinct 3 | 636 | | 687 | | 1,323 |
| Summit Township, Precinct 4 | 638 | | 757 | | 1,395 |
| Summit Township, Precinct 5 | 567 | | 755 | | 1,322 |
| Summit Township, Precinct 6 | 401 | | 459 | | 860 |
| Summit Township, Precinct 7 | 757 | | 607 | | 1,364 |
| Summit Township, Precinct 8 | 652 | | 465 | | 1,117 |
| Tompkins Township, Precinct 1 | 664 | | 502 | | 1,166 |

| Precinct | Unresolved Write-In |
|---|---|
| Liberty Township, Precinct 2 | 0 |
| Napoleon Township, Precinct 1 | 0 |
| Napoleon Township, Precinct 2 | 0 |
| Napoleon Township, Precinct 3 | 0 |
| Norvell Township, Precinct 1 | 0 |
| Norvell Township, Precinct 2 | 0 |
| Parma Township, Precinct 1 | 0 |
| Pulaski Township, Precinct 1 | 0 |
| Rives Township, Precinct 1 | 0 |
| Rives Township, Precinct 2 | 0 |
| Sandstone Charter Township, Precinct 1 | 0 |
| Sandstone Charter Township, Precinct 2 | 0 |
| Sandstone Charter Township, Precinct 3 | 0 |
| Spring Arbor Township, Precinct 1 | 0 |
| Spring Arbor Township, Precinct 2 | 0 |
| Springport Township, Precinct 1 | 0 |
| Summit Township, Precinct 1 | 0 |
| Summit Township, Precinct 2 | 0 |
| Summit Township, Precinct 3 | 0 |
| Summit Township, Precinct 4 | 0 |
| Summit Township, Precinct 5 | 0 |
| Summit Township, Precinct 6 | 0 |
| Summit Township, Precinct 7 | 0 |
| Summit Township, Precinct 8 | 0 |
| Tompkins Township, Precinct 1 | 0 |

| Precinct | Times Cast | Registered Voters |
|---|---|---|
| Waterloo Township, Precinct 1 | 1,339 | 2,212 |
| Jackson County Michigan - Total | 61,768 | 112,175 |
| **Cumulative** | | |
| Cumulative | 0 | 0 |
| Cumulative - Total | 0 | 0 |
| County - Total | 61,768 | 112,175 |

| Precinct | Yes | | No | | Total Votes |
|---|---|---|---|---|---|
| Waterloo Township, Precinct 1 | 767 | | 543 | | 1,310 |
| Jackson County Michigan - Total | 32,103 | | 28,339 | | 60,442 |
| **Cumulative** | | | | | |
| Cumulative | 0 | | 0 | | 0 |
| Cumulative - Total | 0 | | 0 | | 0 |
| County - Total | 32,103 | | 28,339 | | 60,442 |

| Precinct | Unresolved Write-In |
|---|---|
| Waterloo Township, Precinct 1 | 0 |
| Jackson County Michigan - Total | 0 |
| **Cumulative** | |
| Cumulative | 0 |
| Cumulative - Total | 0 |
| County - Total | 0 |

# State Prop 18-2 Redistricting (Vote for 1)

| Precinct | Times Cast | Registered Voters |
|---|---|---|
| **County** | | |
| **Jackson County Michigan** | | |
| Blackman Charter Township, Precinct 1 | 990 | 2,492 |
| Blackman Charter Township, Precinct 2 | 1,749 | 2,971 |
| Blackman Charter Township, Precinct 3 | 1,614 | 2,972 |
| Blackman Charter Township, Precinct 4 | 1,263 | 2,845 |
| Blackman Charter Township, Precinct 5 | 995 | 2,386 |
| City of Jackson, Ward 1, Precinct 1 | 589 | 1,679 |
| City of Jackson, Ward 1, Precinct 2 | 663 | 1,912 |
| City of Jackson, Ward 2, Precinct 1 | 680 | 1,724 |
| City of Jackson, Ward 2, Precinct 2 | 463 | 1,392 |
| City of Jackson, Ward 3, Precinct 1 | 244 | 754 |
| City of Jackson, Ward 3, Precinct 2 | 719 | 1,595 |
| City of Jackson, Ward 3, Precinct 3 | 558 | 1,215 |
| City of Jackson, Ward 4, Precinct 1 | 602 | 1,396 |
| City of Jackson, Ward 4, Precinct 2 | 567 | 1,264 |
| City of Jackson, Ward 4, Precinct 3 | 740 | 1,284 |
| City of Jackson, Ward 5, Precinct 1 | 219 | 757 |

| Precinct | Yes | | No | | Total Votes |
|---|---|---|---|---|---|
| **County** | | | | | |
| **Jackson County Michigan** | | | | | |
| Blackman Charter Township, Precinct 1 | 582 | | 351 | | 933 |
| Blackman Charter Township, Precinct 2 | 966 | | 704 | | 1,670 |
| Blackman Charter Township, Precinct 3 | 931 | | 586 | | 1,517 |
| Blackman Charter Township, Precinct 4 | 730 | | 441 | | 1,171 |
| Blackman Charter Township, Precinct 5 | 592 | | 348 | | 940 |
| City of Jackson, Ward 1, Precinct 1 | 410 | | 149 | | 559 |
| City of Jackson, Ward 1, Precinct 2 | 475 | | 137 | | 612 |
| City of Jackson, Ward 2, Precinct 1 | 457 | | 200 | | 657 |
| City of Jackson, Ward 2, Precinct 2 | 310 | | 141 | | 451 |
| City of Jackson, Ward 3, Precinct 1 | 148 | | 80 | | 228 |
| City of Jackson, Ward 3, Precinct 2 | 448 | | 242 | | 690 |
| City of Jackson, Ward 3, Precinct 3 | 356 | | 171 | | 527 |
| City of Jackson, Ward 4, Precinct 1 | 390 | | 193 | | 583 |
| City of Jackson, Ward 4, Precinct 2 | 357 | | 188 | | 545 |
| City of Jackson, Ward 4, Precinct 3 | 481 | | 229 | | 710 |
| City of Jackson, Ward 5, Precinct 1 | 147 | | 57 | | 204 |

| Precinct | Unresolved Write-In |
|---|---|
| **County** | |
| **Jackson County Michigan** | |
| Blackman Charter Township, Precinct 1 | 0 |
| Blackman Charter Township, Precinct 2 | 0 |
| Blackman Charter Township, Precinct 3 | 0 |
| Blackman Charter Township, Precinct 4 | 0 |
| Blackman Charter Township, Precinct 5 | 0 |
| City of Jackson, Ward 1, Precinct 1 | 0 |
| City of Jackson, Ward 1, Precinct 2 | 0 |
| City of Jackson, Ward 2, Precinct 1 | 0 |
| City of Jackson, Ward 2, Precinct 2 | 0 |
| City of Jackson, Ward 3, Precinct 1 | 0 |
| City of Jackson, Ward 3, Precinct 2 | 0 |
| City of Jackson, Ward 3, Precinct 3 | 0 |
| City of Jackson, Ward 4, Precinct 1 | 0 |
| City of Jackson, Ward 4, Precinct 2 | 0 |
| City of Jackson, Ward 4, Precinct 3 | 0 |
| City of Jackson, Ward 5, Precinct 1 | 0 |

| Precinct | Times Cast | Registered Voters |
|---|---|---|
| City of Jackson, Ward 5, Precinct 2 | 368 | 1,015 |
| City of Jackson, Ward 5, Precinct 3 | 315 | 1,194 |
| City of Jackson, Ward 6, Precinct 1 | 858 | 1,243 |
| City of Jackson, Ward 6, Precinct 2 | 746 | 1,404 |
| City of Jackson, Ward 6, Precinct 3 | 929 | 1,409 |
| Columbia Township, Precinct 1 | 1,172 | 2,019 |
| Columbia Township, Precinct 2 | 1,057 | 1,624 |
| Columbia Township, Precinct 3 | 1,587 | 2,431 |
| Concord Township, Precinct 1 | 1,195 | 1,964 |
| Grass Lake Charter Township, Precinct 1 | 1,433 | 2,119 |
| Grass Lake Charter Township, Precinct 2 | 1,057 | 1,540 |
| Grass Lake Charter Township, Precinct 3 | 553 | 854 |
| Hanover Township, Precinct 1 | 819 | 1,296 |
| Hanover Township, Precinct 2 | 882 | 1,561 |
| Henrietta Township, Precinct 1 | 1,085 | 1,639 |
| Henrietta Township, Precinct 2 | 1,048 | 1,913 |
| Leoni Township, Precinct 1 | 1,619 | 2,955 |
| Leoni Township, Precinct 2 | 1,405 | 2,840 |
| Leoni Township, Precinct 3 | 1,178 | 2,413 |
| Leoni Township, Precinct 4 | 1,290 | 2,169 |
| Liberty Township, Precinct 1 | 928 | 1,449 |

| Precinct | Yes | No | Total Votes |
|---|---|---|---|
| City of Jackson, Ward 5, Precinct 2 | 235 | 111 | 346 |
| City of Jackson, Ward 5, Precinct 3 | 203 | 95 | 298 |
| City of Jackson, Ward 6, Precinct 1 | 520 | 308 | 828 |
| City of Jackson, Ward 6, Precinct 2 | 492 | 218 | 710 |
| City of Jackson, Ward 6, Precinct 3 | 583 | 306 | 889 |
| Columbia Township, Precinct 1 | 687 | 428 | 1,115 |
| Columbia Township, Precinct 2 | 568 | 450 | 1,018 |
| Columbia Township, Precinct 3 | 873 | 659 | 1,532 |
| Concord Township, Precinct 1 | 579 | 558 | 1,137 |
| Grass Lake Charter Township, Precinct 1 | 780 | 614 | 1,394 |
| Grass Lake Charter Township, Precinct 2 | 579 | 450 | 1,029 |
| Grass Lake Charter Township, Precinct 3 | 337 | 204 | 541 |
| Hanover Township, Precinct 1 | 413 | 367 | 780 |
| Hanover Township, Precinct 2 | 397 | 449 | 846 |
| Henrietta Township, Precinct 1 | 606 | 454 | 1,060 |
| Henrietta Township, Precinct 2 | 576 | 440 | 1,016 |
| Leoni Township, Precinct 1 | 899 | 637 | 1,536 |
| Leoni Township, Precinct 2 | 838 | 512 | 1,350 |
| Leoni Township, Precinct 3 | 707 | 427 | 1,134 |
| Leoni Township, Precinct 4 | 753 | 501 | 1,254 |
| Liberty Township, Precinct 1 | 496 | 398 | 894 |

| Precinct | Unresolved Write-In |
|---|---|
| City of Jackson, Ward 5, Precinct 2 | 0 |
| City of Jackson, Ward 5, Precinct 3 | 0 |
| City of Jackson, Ward 6, Precinct 1 | 0 |
| City of Jackson, Ward 6, Precinct 2 | 0 |
| City of Jackson, Ward 6, Precinct 3 | 0 |
| Columbia Township, Precinct 1 | 0 |
| Columbia Township, Precinct 2 | 0 |
| Columbia Township, Precinct 3 | 0 |
| Concord Township, Precinct 1 | 0 |
| Grass Lake Charter Township, Precinct 1 | 0 |
| Grass Lake Charter Township, Precinct 2 | 0 |
| Grass Lake Charter Township, Precinct 3 | 0 |
| Hanover Township, Precinct 1 | 0 |
| Hanover Township, Precinct 2 | 0 |
| Henrietta Township, Precinct 1 | 0 |
| Henrietta Township, Precinct 2 | 0 |
| Leoni Township, Precinct 1 | 0 |
| Leoni Township, Precinct 2 | 0 |
| Leoni Township, Precinct 3 | 0 |
| Leoni Township, Precinct 4 | 0 |
| Liberty Township, Precinct 1 | 0 |

| Precinct | Times Cast | Registered Voters |
|---|---|---|
| Liberty Township, Precinct 2 | 660 | 1,007 |
| Napoleon Township, Precinct 1 | 926 | 1,817 |
| Napoleon Township, Precinct 2 | 963 | 1,662 |
| Napoleon Township, Precinct 3 | 1,123 | 1,836 |
| Norvell Township, Precinct 1 | 651 | 995 |
| Norvell Township, Precinct 2 | 801 | 1,293 |
| Parma Township, Precinct 1 | 1,022 | 2,018 |
| Pulaski Township, Precinct 1 | 780 | 1,368 |
| Rives Township, Precinct 1 | 1,115 | 2,117 |
| Rives Township, Precinct 2 | 925 | 1,464 |
| Sandstone Charter Township, Precinct 1 | 770 | 1,237 |
| Sandstone Charter Township, Precinct 2 | 556 | 874 |
| Sandstone Charter Township, Precinct 3 | 473 | 809 |
| Spring Arbor Township, Precinct 1 | 1,826 | 2,858 |
| Spring Arbor Township, Precinct 2 | 1,528 | 2,502 |
| Springport Township, Precinct 1 | 782 | 1,519 |
| Summit Township, Precinct 1 | 1,037 | 2,093 |
| Summit Township, Precinct 2 | 1,574 | 2,274 |
| Summit Township, Precinct 3 | 1,346 | 2,036 |
| Summit Township, Precinct 4 | 1,432 | 2,086 |
| Summit Township, Precinct 5 | 1,337 | 1,887 |
| Summit Township, Precinct 6 | 886 | 1,349 |
| Summit Township, Precinct 7 | 1,408 | 2,699 |
| Summit Township, Precinct 8 | 1,139 | 2,401 |
| Tompkins Township, Precinct 1 | 1,190 | 2,073 |

| Precinct | Yes | No | Total Votes |
|---|---|---|---|
| Liberty Township, Precinct 2 | 341 | 292 | 633 |
| Napoleon Township, Precinct 1 | 513 | 384 | 897 |
| Napoleon Township, Precinct 2 | 519 | 402 | 921 |
| Napoleon Township, Precinct 3 | 641 | 449 | 1,090 |
| Norvell Township, Precinct 1 | 341 | 282 | 623 |
| Norvell Township, Precinct 2 | 435 | 334 | 769 |
| Parma Township, Precinct 1 | 529 | 436 | 965 |
| Pulaski Township, Precinct 1 | 370 | 376 | 746 |
| Rives Township, Precinct 1 | 581 | 495 | 1,076 |
| Rives Township, Precinct 2 | 464 | 412 | 876 |
| Sandstone Charter Township, Precinct 1 | 372 | 355 | 727 |
| Sandstone Charter Township, Precinct 2 | 281 | 244 | 525 |
| Sandstone Charter Township, Precinct 3 | 266 | 194 | 460 |
| Spring Arbor Township, Precinct 1 | 909 | 848 | 1,757 |
| Spring Arbor Township, Precinct 2 | 809 | 689 | 1,498 |
| Springport Township, Precinct 1 | 380 | 362 | 742 |
| Summit Township, Precinct 1 | 610 | 373 | 983 |
| Summit Township, Precinct 2 | 865 | 655 | 1,520 |
| Summit Township, Precinct 3 | 802 | 484 | 1,286 |
| Summit Township, Precinct 4 | 784 | 593 | 1,377 |
| Summit Township, Precinct 5 | 698 | 594 | 1,292 |
| Summit Township, Precinct 6 | 486 | 354 | 840 |
| Summit Township, Precinct 7 | 805 | 535 | 1,340 |
| Summit Township, Precinct 8 | 719 | 376 | 1,095 |
| Tompkins Township, Precinct 1 | 586 | 560 | 1,146 |

| Precinct | Unresolved Write-In |
|---|---|
| Liberty Township, Precinct 2 | 0 |
| Napoleon Township, Precinct 1 | 0 |
| Napoleon Township, Precinct 2 | 0 |
| Napoleon Township, Precinct 3 | 0 |
| Norvell Township, Precinct 1 | 0 |
| Norvell Township, Precinct 2 | 0 |
| Parma Township, Precinct 1 | 0 |
| Pulaski Township, Precinct 1 | 0 |
| Rives Township, Precinct 1 | 0 |
| Rives Township, Precinct 2 | 0 |
| Sandstone Charter Township, Precinct 1 | 0 |
| Sandstone Charter Township, Precinct 2 | 0 |
| Sandstone Charter Township, Precinct 3 | 0 |
| Spring Arbor Township, Precinct 1 | 0 |
| Spring Arbor Township, Precinct 2 | 0 |
| Springport Township, Precinct 1 | 0 |
| Summit Township, Precinct 1 | 0 |
| Summit Township, Precinct 2 | 0 |
| Summit Township, Precinct 3 | 0 |
| Summit Township, Precinct 4 | 0 |
| Summit Township, Precinct 5 | 0 |
| Summit Township, Precinct 6 | 0 |
| Summit Township, Precinct 7 | 0 |
| Summit Township, Precinct 8 | 0 |
| Tompkins Township, Precinct 1 | 0 |

| Precinct | Times Cast | Registered Voters |
|---|---|---|
| Waterloo Township, Precinct 1 | 1,339 | 2,212 |
| Jackson County Michigan - Total | 61,768 | 112,175 |
| **Cumulative** | | |
| Cumulative | 0 | 0 |
| Cumulative - Total | 0 | 0 |
| County - Total | 61,768 | 112,175 |

| Precinct | Yes | | No | | Total Votes |
|---|---|---|---|---|---|
| Waterloo Township, Precinct 1 | 793 | | 502 | | 1,295 |
| Jackson County Michigan - Total | 34,800 | | 24,383 | | 59,183 |
| **Cumulative** | | | | | |
| Cumulative | 0 | | 0 | | 0 |
| Cumulative - Total | 0 | | 0 | | 0 |
| County - Total | 34,800 | | 24,383 | | 59,183 |

| Precinct | Unresolved Write-In |
|---|---|
| Waterloo Township, Precinct 1 | 0 |
| Jackson County Michigan - Total | 0 |
| **Cumulative** | |
| Cumulative | 0 |
| Cumulative - Total | 0 |
| County - Total | 0 |

# State Prop 18-3 Voting (Vote for 1)

| Precinct | Times Cast | Registered Voters |
|---|---|---|
| **County** | | |
| **Jackson County Michigan** | | |
| Blackman Charter Township, Precinct 1 | 990 | 2,492 |
| Blackman Charter Township, Precinct 2 | 1,749 | 2,971 |
| Blackman Charter Township, Precinct 3 | 1,614 | 2,972 |
| Blackman Charter Township, Precinct 4 | 1,263 | 2,845 |
| Blackman Charter Township, Precinct 5 | 995 | 2,386 |
| City of Jackson, Ward 1, Precinct 1 | 589 | 1,679 |
| City of Jackson, Ward 1, Precinct 2 | 663 | 1,912 |
| City of Jackson, Ward 2, Precinct 1 | 680 | 1,724 |
| City of Jackson, Ward 2, Precinct 2 | 463 | 1,392 |
| City of Jackson, Ward 3, Precinct 1 | 244 | 754 |
| City of Jackson, Ward 3, Precinct 2 | 719 | 1,595 |
| City of Jackson, Ward 3, Precinct 3 | 558 | 1,215 |
| City of Jackson, Ward 4, Precinct 1 | 602 | 1,396 |
| City of Jackson, Ward 4, Precinct 2 | 567 | 1,264 |
| City of Jackson, Ward 4, Precinct 3 | 740 | 1,284 |
| City of Jackson, Ward 5, Precinct 1 | 219 | 757 |

| Precinct | Yes | No | Total Votes |
|---|---|---|---|
| **County** | | | |
| **Jackson County Michigan** | | | |
| Blackman Charter Township, Precinct 1 | 653 | 295 | 948 |
| Blackman Charter Township, Precinct 2 | 1,076 | 617 | 1,693 |
| Blackman Charter Township, Precinct 3 | 985 | 552 | 1,537 |
| Blackman Charter Township, Precinct 4 | 826 | 366 | 1,192 |
| Blackman Charter Township, Precinct 5 | 653 | 296 | 949 |
| City of Jackson, Ward 1, Precinct 1 | 433 | 124 | 557 |
| City of Jackson, Ward 1, Precinct 2 | 539 | 86 | 625 |
| City of Jackson, Ward 2, Precinct 1 | 481 | 178 | 659 |
| City of Jackson, Ward 2, Precinct 2 | 334 | 112 | 446 |
| City of Jackson, Ward 3, Precinct 1 | 170 | 62 | 232 |
| City of Jackson, Ward 3, Precinct 2 | 475 | 215 | 690 |
| City of Jackson, Ward 3, Precinct 3 | 353 | 169 | 522 |
| City of Jackson, Ward 4, Precinct 1 | 414 | 160 | 574 |
| City of Jackson, Ward 4, Precinct 2 | 385 | 158 | 543 |
| City of Jackson, Ward 4, Precinct 3 | 502 | 207 | 709 |
| City of Jackson, Ward 5, Precinct 1 | 170 | 36 | 206 |

| Precinct | Unresolved Write-In |
|---|---|
| **County** | |
| **Jackson County Michigan** | |
| Blackman Charter Township, Precinct 1 | 0 |
| Blackman Charter Township, Precinct 2 | 0 |
| Blackman Charter Township, Precinct 3 | 0 |
| Blackman Charter Township, Precinct 4 | 0 |
| Blackman Charter Township, Precinct 5 | 0 |
| City of Jackson, Ward 1, Precinct 1 | 0 |
| City of Jackson, Ward 1, Precinct 2 | 0 |
| City of Jackson, Ward 2, Precinct 1 | 0 |
| City of Jackson, Ward 2, Precinct 2 | 0 |
| City of Jackson, Ward 3, Precinct 1 | 0 |
| City of Jackson, Ward 3, Precinct 2 | 0 |
| City of Jackson, Ward 3, Precinct 3 | 0 |
| City of Jackson, Ward 4, Precinct 1 | 0 |
| City of Jackson, Ward 4, Precinct 2 | 0 |
| City of Jackson, Ward 4, Precinct 3 | 0 |
| City of Jackson, Ward 5, Precinct 1 | 0 |

| Precinct | Times Cast | Registered Voters |
|---|---|---|
| City of Jackson, Ward 5, Precinct 2 | 368 | 1,015 |
| City of Jackson, Ward 5, Precinct 3 | 315 | 1,194 |
| City of Jackson, Ward 6, Precinct 1 | 858 | 1,243 |
| City of Jackson, Ward 6, Precinct 2 | 746 | 1,404 |
| City of Jackson, Ward 6, Precinct 3 | 929 | 1,409 |
| Columbia Township, Precinct 1 | 1,172 | 2,019 |
| Columbia Township, Precinct 2 | 1,057 | 1,624 |
| Columbia Township, Precinct 3 | 1,587 | 2,431 |
| Concord Township, Precinct 1 | 1,195 | 1,964 |
| Grass Lake Charter Township, Precinct 1 | 1,433 | 2,119 |
| Grass Lake Charter Township, Precinct 2 | 1,057 | 1,540 |
| Grass Lake Charter Township, Precinct 3 | 553 | 854 |
| Hanover Township, Precinct 1 | 819 | 1,296 |
| Hanover Township, Precinct 2 | 882 | 1,561 |
| Henrietta Township, Precinct 1 | 1,085 | 1,639 |
| Henrietta Township, Precinct 2 | 1,048 | 1,913 |
| Leoni Township, Precinct 1 | 1,619 | 2,955 |
| Leoni Township, Precinct 2 | 1,405 | 2,840 |
| Leoni Township, Precinct 3 | 1,178 | 2,413 |
| Leoni Township, Precinct 4 | 1,290 | 2,169 |
| Liberty Township, Precinct 1 | 928 | 1,449 |

| Precinct | Yes | No | Total Votes |
|---|---|---|---|
| City of Jackson, Ward 5, Precinct 2 | 268 | 81 | 349 |
| City of Jackson, Ward 5, Precinct 3 | 224 | 77 | 301 |
| City of Jackson, Ward 6, Precinct 1 | 536 | 292 | 828 |
| City of Jackson, Ward 6, Precinct 2 | 504 | 209 | 713 |
| City of Jackson, Ward 6, Precinct 3 | 594 | 302 | 896 |
| Columbia Township, Precinct 1 | 753 | 385 | 1,138 |
| Columbia Township, Precinct 2 | 617 | 418 | 1,035 |
| Columbia Township, Precinct 3 | 889 | 658 | 1,547 |
| Concord Township, Precinct 1 | 646 | 499 | 1,145 |
| Grass Lake Charter Township, Precinct 1 | 773 | 629 | 1,402 |
| Grass Lake Charter Township, Precinct 2 | 617 | 422 | 1,039 |
| Grass Lake Charter Township, Precinct 3 | 343 | 202 | 545 |
| Hanover Township, Precinct 1 | 468 | 327 | 795 |
| Hanover Township, Precinct 2 | 472 | 394 | 866 |
| Henrietta Township, Precinct 1 | 661 | 401 | 1,062 |
| Henrietta Township, Precinct 2 | 642 | 382 | 1,024 |
| Leoni Township, Precinct 1 | 934 | 629 | 1,563 |
| Leoni Township, Precinct 2 | 848 | 520 | 1,368 |
| Leoni Township, Precinct 3 | 716 | 429 | 1,145 |
| Leoni Township, Precinct 4 | 756 | 507 | 1,263 |
| Liberty Township, Precinct 1 | 502 | 395 | 897 |

| Precinct | Unresolved Write-In |
|---|---|
| City of Jackson, Ward 5, Precinct 2 | 0 |
| City of Jackson, Ward 5, Precinct 3 | 0 |
| City of Jackson, Ward 6, Precinct 1 | 0 |
| City of Jackson, Ward 6, Precinct 2 | 0 |
| City of Jackson, Ward 6, Precinct 3 | 0 |
| Columbia Township, Precinct 1 | 0 |
| Columbia Township, Precinct 2 | 0 |
| Columbia Township, Precinct 3 | 0 |
| Concord Township, Precinct 1 | 0 |
| Grass Lake Charter Township, Precinct 1 | 0 |
| Grass Lake Charter Township, Precinct 2 | 0 |
| Grass Lake Charter Township, Precinct 3 | 0 |
| Hanover Township, Precinct 1 | 0 |
| Hanover Township, Precinct 2 | 0 |
| Henrietta Township, Precinct 1 | 0 |
| Henrietta Township, Precinct 2 | 0 |
| Leoni Township, Precinct 1 | 0 |
| Leoni Township, Precinct 2 | 0 |
| Leoni Township, Precinct 3 | 0 |
| Leoni Township, Precinct 4 | 0 |
| Liberty Township, Precinct 1 | 0 |

| Precinct | Times Cast | Registered Voters |
|---|---|---|
| Liberty Township, Precinct 2 | 660 | 1,007 |
| Napoleon Township, Precinct 1 | 926 | 1,817 |
| Napoleon Township, Precinct 2 | 963 | 1,662 |
| Napoleon Township, Precinct 3 | 1,123 | 1,836 |
| Norvell Township, Precinct 1 | 651 | 995 |
| Norvell Township, Precinct 2 | 801 | 1,293 |
| Parma Township, Precinct 1 | 1,022 | 2,018 |
| Pulaski Township, Precinct 1 | 780 | 1,368 |
| Rives Township, Precinct 1 | 1,115 | 2,117 |
| Rives Township, Precinct 2 | 925 | 1,464 |
| Sandstone Charter Township, Precinct 1 | 770 | 1,237 |
| Sandstone Charter Township, Precinct 2 | 556 | 874 |
| Sandstone Charter Township, Precinct 3 | 473 | 809 |
| Spring Arbor Township, Precinct 1 | 1,826 | 2,858 |
| Spring Arbor Township, Precinct 2 | 1,528 | 2,502 |
| Springport Township, Precinct 1 | 782 | 1,519 |
| Summit Township, Precinct 1 | 1,037 | 2,093 |
| Summit Township, Precinct 2 | 1,574 | 2,274 |
| Summit Township, Precinct 3 | 1,346 | 2,036 |
| Summit Township, Precinct 4 | 1,432 | 2,086 |
| Summit Township, Precinct 5 | 1,337 | 1,887 |
| Summit Township, Precinct 6 | 886 | 1,349 |
| Summit Township, Precinct 7 | 1,408 | 2,699 |
| Summit Township, Precinct 8 | 1,139 | 2,401 |
| Tompkins Township, Precinct 1 | 1,190 | 2,073 |

| Precinct | Yes | | No | | Total Votes |
|---|---|---|---|---|---|
| Liberty Township, Precinct 2 | 354 | | 286 | | 640 |
| Napoleon Township, Precinct 1 | 547 | | 357 | | 904 |
| Napoleon Township, Precinct 2 | 557 | | 368 | | 925 |
| Napoleon Township, Precinct 3 | 667 | | 428 | | 1,095 |
| Norvell Township, Precinct 1 | 383 | | 242 | | 625 |
| Norvell Township, Precinct 2 | 469 | | 308 | | 777 |
| Parma Township, Precinct 1 | 609 | | 368 | | 977 |
| Pulaski Township, Precinct 1 | 398 | | 360 | | 758 |
| Rives Township, Precinct 1 | 598 | | 487 | | 1,085 |
| Rives Township, Precinct 2 | 495 | | 396 | | 891 |
| Sandstone Charter Township, Precinct 1 | 401 | | 331 | | 732 |
| Sandstone Charter Township, Precinct 2 | 292 | | 242 | | 534 |
| Sandstone Charter Township, Precinct 3 | 271 | | 190 | | 461 |
| Spring Arbor Township, Precinct 1 | 967 | | 806 | | 1,773 |
| Spring Arbor Township, Precinct 2 | 873 | | 625 | | 1,498 |
| Springport Township, Precinct 1 | 415 | | 334 | | 749 |
| Summit Township, Precinct 1 | 692 | | 307 | | 999 |
| Summit Township, Precinct 2 | 880 | | 651 | | 1,531 |
| Summit Township, Precinct 3 | 825 | | 479 | | 1,304 |
| Summit Township, Precinct 4 | 821 | | 571 | | 1,392 |
| Summit Township, Precinct 5 | 755 | | 558 | | 1,313 |
| Summit Township, Precinct 6 | 541 | | 309 | | 850 |
| Summit Township, Precinct 7 | 828 | | 518 | | 1,346 |
| Summit Township, Precinct 8 | 761 | | 349 | | 1,110 |
| Tompkins Township, Precinct 1 | 646 | | 507 | | 1,153 |

| Precinct | Unresolved Write-In |
|---|---|
| Liberty Township, Precinct 2 | 0 |
| Napoleon Township, Precinct 1 | 0 |
| Napoleon Township, Precinct 2 | 0 |
| Napoleon Township, Precinct 3 | 0 |
| Norvell Township, Precinct 1 | 0 |
| Norvell Township, Precinct 2 | 0 |
| Parma Township, Precinct 1 | 0 |
| Pulaski Township, Precinct 1 | 0 |
| Rives Township, Precinct 1 | 0 |
| Rives Township, Precinct 2 | 0 |
| Sandstone Charter Township, Precinct 1 | 0 |
| Sandstone Charter Township, Precinct 2 | 0 |
| Sandstone Charter Township, Precinct 3 | 0 |
| Spring Arbor Township, Precinct 1 | 0 |
| Spring Arbor Township, Precinct 2 | 0 |
| Springport Township, Precinct 1 | 0 |
| Summit Township, Precinct 1 | 0 |
| Summit Township, Precinct 2 | 0 |
| Summit Township, Precinct 3 | 0 |
| Summit Township, Precinct 4 | 0 |
| Summit Township, Precinct 5 | 0 |
| Summit Township, Precinct 6 | 0 |
| Summit Township, Precinct 7 | 0 |
| Summit Township, Precinct 8 | 0 |
| Tompkins Township, Precinct 1 | 0 |

| Precinct | Times Cast | Registered Voters |
|---|---|---|
| Waterloo Township, Precinct 1 | 1,339 | 2,212 |
| Jackson County Michigan - Total | 61,768 | 112,175 |
| **Cumulative** | | |
| Cumulative | 0 | 0 |
| Cumulative - Total | 0 | 0 |
| County - Total | 61,768 | 112,175 |

| Precinct | Yes | | No | | Total Votes |
|---|---|---|---|---|---|
| Waterloo Township, Precinct 1 | 806 | | 495 | | 1,301 |
| Jackson County Michigan - Total | 37,063 | | 22,663 | | 59,726 |
| **Cumulative** | | | | | |
| Cumulative | 0 | | 0 | | 0 |
| Cumulative - Total | 0 | | 0 | | 0 |
| County - Total | 37,063 | | 22,663 | | 59,726 |

| Precinct | Unresolved Write-In |
|---|---|
| Waterloo Township, Precinct 1 | 0 |
| Jackson County Michigan - Total | 0 |
| **Cumulative** | |
| Cumulative | 0 |
| Cumulative - Total | 0 |
| County - Total | 0 |

# Jackson City Charter 10.3 (Vote for 1)

| Precinct | Times Cast | Registered Voters |
|---|---|---|
| **County** | | |
| **Jackson County Michigan** | | |
| City of Jackson, Ward 1, Precinct 1 | 589 | 1,679 |
| City of Jackson, Ward 1, Precinct 2 | 663 | 1,912 |
| City of Jackson, Ward 2, Precinct 1 | 680 | 1,724 |
| City of Jackson, Ward 2, Precinct 2 | 463 | 1,392 |
| City of Jackson, Ward 3, Precinct 1 | 244 | 754 |
| City of Jackson, Ward 3, Precinct 2 | 719 | 1,595 |
| City of Jackson, Ward 3, Precinct 3 | 558 | 1,215 |
| City of Jackson, Ward 4, Precinct 1 | 602 | 1,396 |
| City of Jackson, Ward 4, Precinct 2 | 567 | 1,264 |
| City of Jackson, Ward 4, Precinct 3 | 740 | 1,284 |
| City of Jackson, Ward 5, Precinct 1 | 219 | 757 |
| City of Jackson, Ward 5, Precinct 2 | 368 | 1,015 |
| City of Jackson, Ward 5, Precinct 3 | 315 | 1,194 |
| City of Jackson, Ward 6, Precinct 1 | 858 | 1,243 |
| City of Jackson, Ward 6, Precinct 2 | 746 | 1,404 |
| City of Jackson, Ward 6, Precinct 3 | 929 | 1,409 |

| Precinct | Yes | | No | | Total Votes |
|---|---|---|---|---|---|
| **County** | | | | | |
| **Jackson County Michigan** | | | | | |
| City of Jackson, Ward 1, Precinct 1 | 270 | | 266 | | 536 |
| City of Jackson, Ward 1, Precinct 2 | 322 | | 277 | | 599 |
| City of Jackson, Ward 2, Precinct 1 | 268 | | 346 | | 614 |
| City of Jackson, Ward 2, Precinct 2 | 203 | | 223 | | 426 |
| City of Jackson, Ward 3, Precinct 1 | 110 | | 118 | | 228 |
| City of Jackson, Ward 3, Precinct 2 | 290 | | 368 | | 658 |
| City of Jackson, Ward 3, Precinct 3 | 213 | | 281 | | 494 |
| City of Jackson, Ward 4, Precinct 1 | 238 | | 301 | | 539 |
| City of Jackson, Ward 4, Precinct 2 | 216 | | 274 | | 490 |
| City of Jackson, Ward 4, Precinct 3 | 274 | | 389 | | 663 |
| City of Jackson, Ward 5, Precinct 1 | 113 | | 86 | | 199 |
| City of Jackson, Ward 5, Precinct 2 | 147 | | 185 | | 332 |
| City of Jackson, Ward 5, Precinct 3 | 139 | | 142 | | 281 |
| City of Jackson, Ward 6, Precinct 1 | 270 | | 494 | | 764 |
| City of Jackson, Ward 6, Precinct 2 | 301 | | 371 | | 672 |
| City of Jackson, Ward 6, Precinct 3 | 348 | | 479 | | 827 |

| Precinct | Unresolved Write-In |
|---|---|
| **County** | |
| **Jackson County Michigan** | |
| City of Jackson, Ward 1, Precinct 1 | 0 |
| City of Jackson, Ward 1, Precinct 2 | 0 |
| City of Jackson, Ward 2, Precinct 1 | 0 |
| City of Jackson, Ward 2, Precinct 2 | 0 |
| City of Jackson, Ward 3, Precinct 1 | 0 |
| City of Jackson, Ward 3, Precinct 2 | 0 |
| City of Jackson, Ward 3, Precinct 3 | 0 |
| City of Jackson, Ward 4, Precinct 1 | 0 |
| City of Jackson, Ward 4, Precinct 2 | 0 |
| City of Jackson, Ward 4, Precinct 3 | 0 |
| City of Jackson, Ward 5, Precinct 1 | 0 |
| City of Jackson, Ward 5, Precinct 2 | 0 |
| City of Jackson, Ward 5, Precinct 3 | 0 |
| City of Jackson, Ward 6, Precinct 1 | 0 |
| City of Jackson, Ward 6, Precinct 2 | 0 |
| City of Jackson, Ward 6, Precinct 3 | 0 |

| Precinct | Times Cast | Registered Voters |
|---|---|---|
| Jackson County Michigan - Total | 9,260 | 21,237 |
| **Cumulative** | | |
| Cumulative | 0 | 0 |
| Cumulative - Total | 0 | 0 |
| County - Total | 9,260 | 21,237 |

| Precinct | Yes | | No | | Total Votes |
|---|---|---|---|---|---|
| Jackson County Michigan - Total | 3,722 | | 4,600 | | 8,322 |
| **Cumulative** | | | | | |
| Cumulative | 0 | | 0 | | 0 |
| Cumulative - Total | 0 | | 0 | | 0 |
| County - Total | 3,722 | | 4,600 | | 8,322 |

| Precinct | Unresolved Write-In |
|---|---|
| Jackson County Michigan - Total | 0 |
| **Cumulative** | |
| Cumulative | 0 |
| Cumulative - Total | 0 |
| County - Total | 0 |

# Jackson City Charter 7.5 (Vote for 1)

| Precinct | Times Cast | Registered Voters |
|---|---|---|
| **County** | | |
| **Jackson County Michigan** | | |
| City of Jackson, Ward 1, Precinct 1 | 589 | 1,679 |
| City of Jackson, Ward 1, Precinct 2 | 663 | 1,912 |
| City of Jackson, Ward 2, Precinct 1 | 680 | 1,724 |
| City of Jackson, Ward 2, Precinct 2 | 463 | 1,392 |
| City of Jackson, Ward 3, Precinct 1 | 244 | 754 |
| City of Jackson, Ward 3, Precinct 2 | 719 | 1,595 |
| City of Jackson, Ward 3, Precinct 3 | 558 | 1,215 |
| City of Jackson, Ward 4, Precinct 1 | 602 | 1,396 |
| City of Jackson, Ward 4, Precinct 2 | 567 | 1,264 |
| City of Jackson, Ward 4, Precinct 3 | 740 | 1,284 |
| City of Jackson, Ward 5, Precinct 1 | 219 | 757 |
| City of Jackson, Ward 5, Precinct 2 | 368 | 1,015 |
| City of Jackson, Ward 5, Precinct 3 | 315 | 1,194 |
| City of Jackson, Ward 6, Precinct 1 | 858 | 1,243 |
| City of Jackson, Ward 6, Precinct 2 | 746 | 1,404 |
| City of Jackson, Ward 6, Precinct 3 | 929 | 1,409 |

| Precinct | Yes | No | Total Votes |
|---|---|---|---|
| **County** | | | |
| **Jackson County Michigan** | | | |
| City of Jackson, Ward 1, Precinct 1 | 194 | 334 | 528 |
| City of Jackson, Ward 1, Precinct 2 | 294 | 297 | 591 |
| City of Jackson, Ward 2, Precinct 1 | 212 | 397 | 609 |
| City of Jackson, Ward 2, Precinct 2 | 149 | 281 | 430 |
| City of Jackson, Ward 3, Precinct 1 | 88 | 132 | 220 |
| City of Jackson, Ward 3, Precinct 2 | 233 | 430 | 663 |
| City of Jackson, Ward 3, Precinct 3 | 153 | 340 | 493 |
| City of Jackson, Ward 4, Precinct 1 | 199 | 337 | 536 |
| City of Jackson, Ward 4, Precinct 2 | 166 | 345 | 511 |
| City of Jackson, Ward 4, Precinct 3 | 208 | 457 | 665 |
| City of Jackson, Ward 5, Precinct 1 | 93 | 104 | 197 |
| City of Jackson, Ward 5, Precinct 2 | 109 | 222 | 331 |
| City of Jackson, Ward 5, Precinct 3 | 106 | 169 | 275 |
| City of Jackson, Ward 6, Precinct 1 | 212 | 576 | 788 |
| City of Jackson, Ward 6, Precinct 2 | 226 | 438 | 664 |
| City of Jackson, Ward 6, Precinct 3 | 233 | 598 | 831 |

| Precinct | Unresolved Write-In |
|---|---|
| **County** | |
| **Jackson County Michigan** | |
| City of Jackson, Ward 1, Precinct 1 | 0 |
| City of Jackson, Ward 1, Precinct 2 | 0 |
| City of Jackson, Ward 2, Precinct 1 | 0 |
| City of Jackson, Ward 2, Precinct 2 | 0 |
| City of Jackson, Ward 3, Precinct 1 | 0 |
| City of Jackson, Ward 3, Precinct 2 | 0 |
| City of Jackson, Ward 3, Precinct 3 | 0 |
| City of Jackson, Ward 4, Precinct 1 | 0 |
| City of Jackson, Ward 4, Precinct 2 | 0 |
| City of Jackson, Ward 4, Precinct 3 | 0 |
| City of Jackson, Ward 5, Precinct 1 | 0 |
| City of Jackson, Ward 5, Precinct 2 | 0 |
| City of Jackson, Ward 5, Precinct 3 | 0 |
| City of Jackson, Ward 6, Precinct 1 | 0 |
| City of Jackson, Ward 6, Precinct 2 | 0 |
| City of Jackson, Ward 6, Precinct 3 | 0 |

| Precinct | Times Cast | Registered Voters |
|---|---|---|
| Jackson County Michigan - Total | 9,260 | 21,237 |
| **Cumulative** | | |
| Cumulative | 0 | 0 |
| Cumulative - Total | 0 | 0 |
| County - Total | 9,260 | 21,237 |

| Precinct | Yes | | No | | Total Votes |
|---|---|---|---|---|---|
| Jackson County Michigan - Total | 2,875 | | 5,457 | | 8,332 |
| **Cumulative** | | | | | |
| Cumulative | 0 | | 0 | | 0 |
| Cumulative - Total | 0 | | 0 | | 0 |
| County - Total | 2,875 | | 5,457 | | 8,332 |

| Precinct | Unresolved Write-In |
|---|---|
| Jackson County Michigan - Total | 0 |
| **Cumulative** | |
| Cumulative | 0 |
| Cumulative - Total | 0 |
| County - Total | 0 |

# Blackman Twp Road Prop (Vote for 1)

| Precinct | Times Cast | Registered Voters |
|---|---|---|
| **County** | | |
| **Jackson County Michigan** | | |
| Blackman Charter Township, Precinct 1 | 990 | 2,492 |
| Blackman Charter Township, Precinct 2 | 1,749 | 2,971 |
| Blackman Charter Township, Precinct 3 | 1,614 | 2,972 |
| Blackman Charter Township, Precinct 4 | 1,263 | 2,845 |
| Blackman Charter Township, Precinct 5 | 995 | 2,386 |
| Jackson County Michigan - Total | 6,611 | 13,666 |
| **Cumulative** | | |
| Cumulative | 0 | 0 |
| Cumulative - Total | 0 | 0 |
| County - Total | 6,611 | 13,666 |

| Precinct | Yes | | No | | Total Votes |
|---|---|---|---|---|---|
| **County** | | | | | |
| **Jackson County Michigan** | | | | | |
| Blackman Charter Township, Precinct 1 | 490 | | 433 | | 923 |
| Blackman Charter Township, Precinct 2 | 830 | | 831 | | 1,661 |
| Blackman Charter Township, Precinct 3 | 873 | | 633 | | 1,506 |
| Blackman Charter Township, Precinct 4 | 750 | | 406 | | 1,156 |
| Blackman Charter Township, Precinct 5 | 482 | | 450 | | 932 |
| Jackson County Michigan - Total | 3,425 | | 2,753 | | 6,178 |
| **Cumulative** | | | | | |
| Cumulative | 0 | | 0 | | 0 |
| Cumulative - Total | 0 | | 0 | | 0 |
| County - Total | 3,425 | | 2,753 | | 6,178 |

| Precinct | Unresolved Write-In |
|---|---|
| **County** | |
| **Jackson County Michigan** | |
| Blackman Charter Township, Precinct 1 | 0 |
| Blackman Charter Township, Precinct 2 | 0 |
| Blackman Charter Township, Precinct 3 | 0 |
| Blackman Charter Township, Precinct 4 | 0 |
| Blackman Charter Township, Precinct 5 | 0 |
| Jackson County Michigan - Total | 0 |
| **Cumulative** | |
| Cumulative | 0 |
| Cumulative - Total | 0 |
| County - Total | 0 |

# Cement City VIL Operating Mill (Vote for 1)

| Precinct | Times Cast | Registered Voters |
|---|---|---|
| **County** | | |
| **Jackson County Michigan** | | |
| Columbia Township, Precinct 2 | 12 | 26 |
| Jackson County Michigan - Total | 12 | 26 |
| **Cumulative** | | |
| Cumulative | 0 | 0 |
| Cumulative - Total | 0 | 0 |
| County - Total | 12 | 26 |

| Precinct | Yes | | No | | Total Votes |
|---|---|---|---|---|---|
| **County** | | | | | |
| **Jackson County Michigan** | | | | | |
| Columbia Township, Precinct 2 | 10 | | 2 | | 12 |
| Jackson County Michigan - Total | 10 | | 2 | | 12 |
| **Cumulative** | | | | | |
| Cumulative | 0 | | 0 | | 0 |
| Cumulative - Total | 0 | | 0 | | 0 |
| County - Total | 10 | | 2 | | 12 |

| Precinct | Unresolved Write-In |
|---|---|
| **County** | |
| **Jackson County Michigan** | |
| Columbia Township, Precinct 2 | 0 |
| Jackson County Michigan - Total | 0 |
| **Cumulative** | |
| Cumulative | 0 |
| Cumulative - Total | 0 |
| County - Total | 0 |

| | | | | Governor and Lieutenant Governor | | | | | |
|---|---|---|---|---|---|---|---|---|---|
| 107 PRECINCTS | REGISTERED | BALLOTS | TURNOUT | Bill Schuette (REP) | Gretchen Whitmer (DEM) | Bill Gelineau (LIB) | Tocco Schudel (UST) | Jeremy Kaun (GRN) | Kevin Boutchkov (NLP) |
| 0001 Alamo Township 1 | 1107 | 755 | 68.20 | 428 | 287 | 15 | 5 | 4 | 3 |
| 0002 Alamo Township 2 | 1919 | 1224 | 63.78 | 668 | 491 | 15 | 7 | 18 | 2 |
| 0003 Brady Township 1 | 1861 | 1143 | 61.42 | 632 | 466 | 15 | 10 | 4 | 2 |
| 0004 Brady Township 2 | 1458 | 972 | 66.67 | 642 | 299 | 15 | 4 | 5 | 0 |
| 0005 Charleston Township | 1488 | 939 | 63.10 | 523 | 362 | 18 | 9 | 8 | 3 |
| 0006 Climax Township 1 | 1763 | 1106 | 62.73 | 671 | 381 | 18 | 10 | 8 | 1 |
| 0007 Comstock Township 1 | 1833 | 1196 | 65.25 | 626 | 512 | 20 | 12 | 13 | 1 |
| 0008 Comstock Township 2 | 2130 | 1165 | 54.69 | 465 | 622 | 33 | 14 | 10 | 3 |
| 0009 Comstock Township 3 | 1935 | 1031 | 53.28 | 492 | 475 | 18 | 15 | 6 | 4 |
| 0010 Comstock Township 4 | 1454 | 1004 | 69.05 | 511 | 453 | 19 | 2 | 6 | 4 |
| 0011 Comstock Township 5 | 1497 | 1026 | 68.54 | 456 | 548 | 11 | 1 | 2 | 3 |
| 0012 Comstock Township 6 | 1278 | 838 | 65.57 | 361 | 436 | 14 | 3 | 8 | 4 |
| 0013 Comstock Township 7 | 1560 | 776 | 49.74 | 220 | 514 | 13 | 8 | 7 | 0 |
| 0014 Cooper Township 1 | 1062 | 669 | 62.99 | 336 | 305 | 11 | 3 | 5 | 2 |
| 0015 Cooper Township 2 | 1277 | 886 | 69.38 | 433 | 411 | 14 | 4 | 8 | 2 |
| 0016 Cooper Township 3 | 2531 | 1490 | 58.87 | 642 | 765 | 25 | 16 | 13 | 6 |
| 0017 Cooper Township 4 | 2331 | 1663 | 71.34 | 927 | 685 | 20 | 5 | 4 | 3 |
| 0018 Cooper Township 5 | 620 | 327 | 52.74 | 112 | 202 | 7 | 0 | 0 | 1 |
| 0019 Kalamazoo Township | 651 | 228 | 35.02 | 80 | 122 | 10 | 3 | 6 | 3 |
| 0020 Kalamazoo Township | 1510 | 706 | 46.75 | 217 | 446 | 20 | 3 | 6 | 2 |
| 0021 Kalamazoo Township | 2612 | 1760 | 67.38 | 550 | 1148 | 29 | 2 | 16 | 4 |
| 0022 Kalamazoo Township | 906 | 583 | 64.35 | 115 | 443 | 9 | 5 | 8 | 0 |
| 0023 Kalamazoo Township | 2141 | 1251 | 58.43 | 279 | 927 | 17 | 4 | 6 | 1 |
| 0024 Kalamazoo Township | 1252 | 909 | 72.60 | 237 | 649 | 9 | 3 | 6 | 1 |
| 0025 Kalamazoo Township | 640 | 390 | 60.94 | 75 | 299 | 7 | 4 | 4 | 1 |
| 0026 Kalamazoo Township | 2283 | 1527 | 66.89 | 573 | 894 | 22 | 9 | 6 | 3 |
| 0027 Kalamazoo Township | 1994 | 930 | 46.64 | 231 | 646 | 14 | 9 | 14 | 6 |
| 0028 Kalamazoo Township | 1307 | 661 | 50.57 | 168 | 443 | 14 | 10 | 13 | 4 |
| 0029 Kalamazoo Township | 2209 | 1057 | 47.85 | 249 | 757 | 14 | 7 | 12 | 3 |
| 0030 Oshtemo Township 1 | 1258 | 959 | 76.23 | 497 | 429 | 12 | 3 | 8 | 1 |
| 0031 Oshtemo Township 2 | 2447 | 1559 | 63.71 | 686 | 808 | 26 | 11 | 12 | 5 |
| 0032 Oshtemo Township 3 | 1516 | 1189 | 78.43 | 425 | 741 | 10 | 4 | 1 | 0 |
| 0033 Oshtemo Township 4 | 1829 | 1183 | 64.68 | 394 | 756 | 14 | 4 | 3 | 0 |
| 0034 Oshtemo Township 5 | 1992 | 787 | 39.51 | 141 | 592 | 17 | 4 | 15 | 2 |
| 0035 Oshtemo Township 6 | 1816 | 996 | 54.85 | 346 | 599 | 17 | 5 | 7 | 2 |
| 0036 Oshtemo Township 7 | 1704 | 967 | 56.75 | 341 | 578 | 13 | 7 | 8 | 2 |
| 0037 Oshtemo Township 8 | 1215 | 666 | 54.81 | 213 | 419 | 13 | 6 | 5 | 1 |
| 0038 Oshtemo Township 9 | 2661 | 1375 | 51.67 | 466 | 858 | 25 | 4 | 10 | 0 |
| 0039 Oshtemo Township 10 | 834 | 601 | 72.06 | 252 | 321 | 18 | 4 | 2 | 0 |
| 0040 Pavilion Township 1 | 1994 | 1303 | 65.35 | 684 | 568 | 24 | 6 | 5 | 1 |
| 0041 Pavilion Township 2 | 1078 | 712 | 66.05 | 408 | 276 | 9 | 7 | 7 | 1 |
| 0042 Pavilion Township 3 | 1663 | 744 | 44.74 | 330 | 372 | 15 | 6 | 12 | 5 |
| 0043 Prairie Ronde Towns | 1828 | 1251 | 68.44 | 748 | 458 | 17 | 5 | 5 | 5 |
| 0044 Richland Township 1 | 2315 | 1590 | 68.68 | 806 | 737 | 14 | 7 | 10 | 3 |
| 0045 Richland Township 2 | 1597 | 1108 | 69.38 | 570 | 496 | 22 | 3 | 7 | 1 |
| 0046 Richland Township 3 | 2393 | 1548 | 64.69 | 742 | 756 | 21 | 6 | 12 | 1 |
| 0047 Ross Township 1 | 2090 | 1404 | 67.18 | 722 | 616 | 22 | 4 | 13 | 5 |

| | | | | Governor and Lieutenant Governor | | | | | |
|---|---|---|---|---|---|---|---|---|---|
| 107 PRECINCTS | REGISTERED | BALLOTS | TURNOUT | Bill Schuette (REP) | Gretchen Whitmer (DEM) | Bill Gelineau (LIB) | Scott Diedrich (UST) | Jeremy Kaufman (GRN) | Kevin Buckhave (NLP) |
| 0048 Ross Township 2 | 2065 | 1486 | 71.96 | 825 | 621 | 17 | 5 | 4 | 0 |
| 0049 Schoolcraft Townshi | 1721 | 1053 | 61.19 | 529 | 489 | 14 | 6 | 5 | 0 |
| 0050 Schoolcraft Townshi | 1127 | 725 | 64.33 | 366 | 331 | 9 | 6 | 2 | 0 |
| 0051 Schoolcraft Townshi | 2697 | 1548 | 57.40 | 723 | 756 | 23 | 14 | 12 | 2 |
| 0052 Schoolcraft Townshi | 1205 | 810 | 67.22 | 459 | 316 | 14 | 4 | 2 | 2 |
| 0053 Texas Township 1 | 2157 | 1437 | 66.62 | 766 | 638 | 16 | 3 | 4 | 0 |
| 0054 Texas Township 2 | 1930 | 1313 | 68.03 | 740 | 550 | 8 | 1 | 4 | 0 |
| 0055 Texas Township 3 | 1839 | 1057 | 57.48 | 442 | 577 | 16 | 6 | 7 | 3 |
| 0056 Texas Township 4 | 2601 | 1663 | 63.94 | 772 | 850 | 24 | 3 | 2 | 0 |
| 0057 Texas Township 5 | 2619 | 1722 | 65.75 | 788 | 886 | 27 | 4 | 5 | 1 |
| 0058 Texas Township 6 | 2345 | 1625 | 69.30 | 840 | 738 | 25 | 2 | 3 | 0 |
| 0059 Wakeshma Township 1 | 957 | 557 | 58.20 | 351 | 180 | 10 | 4 | 3 | 2 |
| 0060 Galesburg City 1 | 1426 | 654 | 45.86 | 266 | 334 | 13 | 10 | 10 | 7 |
| 0061 Kalamazoo City 1 | 1797 | 901 | 50.14 | 131 | 730 | 20 | 1 | 9 | 1 |
| 0062 Kalamazoo City 2 | 3851 | 1665 | 43.24 | 328 | 1231 | 30 | 7 | 22 | 2 |
| 0063 Kalamazoo City 3 | 2099 | 1056 | 50.31 | 89 | 892 | 23 | 8 | 31 | 3 |
| 0064 Kalamazoo City 4 | 2030 | 642 | 31.63 | 172 | 416 | 20 | 3 | 11 | 2 |
| 0065 Kalamazoo City 5 | 2918 | 1542 | 52.84 | 293 | 1166 | 41 | 4 | 15 | 5 |
| 0066 Kalamazoo City 6 | 1776 | 1096 | 61.71 | 303 | 762 | 5 | 3 | 9 | 2 |
| 0067 Kalamazoo City 7 | 2592 | 1073 | 41.40 | 98 | 921 | 16 | 2 | 16 | 4 |
| 0068 Kalamazoo City 8 | 2161 | 725 | 33.55 | 36 | 638 | 8 | 4 | 11 | 6 |
| 0069 Kalamazoo City 9 | 2028 | 808 | 39.84 | 37 | 724 | 10 | 3 | 8 | 4 |
| 0070 Kalamazoo City 10 | 2312 | 1235 | 53.42 | 344 | 802 | 24 | 10 | 25 | 5 |
| 0071 Kalamazoo City 11 | 1767 | 719 | 40.69 | 59 | 619 | 10 | 4 | 15 | 3 |
| 0072 Kalamazoo City 12 | 1922 | 1291 | 67.17 | 329 | 910 | 23 | 6 | 8 | 1 |
| 0073 Kalamazoo City 13 | 1573 | 542 | 34.46 | 89 | 411 | 12 | 7 | 9 | 6 |
| 0074 Kalamazoo City 14 | 1549 | 593 | 38.28 | 97 | 455 | 10 | 9 | 10 | 3 |
| 0075 Kalamazoo City 15 | 2298 | 1016 | 44.21 | 176 | 775 | 24 | 7 | 11 | 4 |
| 0076 Kalamazoo City 16 | 1958 | 1257 | 64.20 | 339 | 864 | 26 | 4 | 8 | 2 |
| 0077 Kalamazoo City 17 | 1781 | 1065 | 59.80 | 296 | 708 | 28 | 9 | 9 | 3 |
| 0078 Kalamazoo City 18 | 1773 | 1034 | 58.32 | 261 | 731 | 12 | 5 | 9 | 1 |
| 0079 Kalamazoo City 19 | 2549 | 1213 | 47.59 | 289 | 856 | 27 | 8 | 16 | 3 |
| 0080 Kalamazoo City 20 | 2214 | 1573 | 71.05 | 328 | 1203 | 28 | 2 | 5 | 1 |
| 0081 Kalamazoo City 21 | 1336 | 1069 | 80.01 | 210 | 831 | 12 | 3 | 5 | 1 |
| 0082 Kalamazoo City 22 | 2434 | 1307 | 53.70 | 259 | 991 | 22 | 7 | 13 | 4 |
| 0083 Kalamazoo City 23 | 1271 | 676 | 53.19 | 177 | 460 | 13 | 8 | 10 | 2 |
| 0084 Kalamazoo City 24 | 1179 | 730 | 61.92 | 128 | 569 | 14 | 2 | 9 | 0 |
| 0085 Kalamazoo City 25 | 1438 | 1070 | 74.41 | 328 | 708 | 16 | 4 | 3 | 2 |
| 0086 Kalamazoo City 26 | 1757 | 1202 | 68.41 | 319 | 840 | 21 | 2 | 6 | 1 |
| 0087 Kalamazoo City 27 | 1493 | 579 | 38.78 | 54 | 486 | 23 | 3 | 4 | 1 |
| 0088 Parchment City 1 | 1429 | 851 | 59.55 | 331 | 487 | 12 | 3 | 9 | 0 |
| 0089 Portage City 1 | 1631 | 902 | 55.30 | 285 | 563 | 22 | 9 | 4 | 5 |
| 0090 Portage City 2 | 1766 | 759 | 42.98 | 240 | 454 | 26 | 7 | 11 | 6 |
| 0091 Portage City 3 | 1979 | 1242 | 62.76 | 562 | 627 | 20 | 5 | 7 | 1 |
| 0092 Portage City 4 | 1589 | 1116 | 70.23 | 560 | 530 | 7 | 4 | 6 | 1 |
| 0093 Portage City 5 | 1542 | 990 | 64.20 | 419 | 518 | 21 | 8 | 11 | 2 |
| 0094 Portage City 6 | 1878 | 1300 | 69.22 | 593 | 641 | 32 | 9 | 3 | 2 |
| 0095 Portage City 7 | 2787 | 1599 | 57.37 | 496 | 1017 | 30 | 8 | 13 | 8 |

| | | | | Governor and Lieutenant Governor | | | | | |
|---|---|---|---|---|---|---|---|---|---|
| 107 PRECINCTS | REGISTERED | BALLOTS | TURNOUT AGE | Bill Stetler (REP) | Gretchen Whitmer (DEM) | Bill Gelineau (LIB) | Tocdhdlde Sieger (UST) | Jeff Jenner (GRN) | Kevin Kurt Buitkhovich (NLP) |
| 0096 Portage City 8 | 1842 | 1332 | 72.31 | 546 | 752 | 15 | 4 | 4 | 0 |
| 0097 Portage City 9 | 1466 | 1071 | 73.06 | 426 | 598 | 20 | 3 | 6 | 2 |
| 0098 Portage City 10 | 2110 | 1391 | 65.92 | 677 | 665 | 13 | 7 | 6 | 3 |
| 0099 Portage City 11 | 2011 | 1372 | 68.22 | 517 | 814 | 16 | 6 | 8 | 2 |
| 0100 Portage City 12 | 2130 | 1537 | 72.16 | 666 | 811 | 17 | 9 | 5 | 4 |
| 0101 Portage City 13 | 2658 | 1772 | 66.67 | 727 | 966 | 36 | 3 | 11 | 6 |
| 0102 Portage City 14 | 1686 | 1168 | 69.28 | 479 | 652 | 15 | 4 | 8 | 1 |
| 0103 Portage City 15 | 1815 | 1126 | 62.04 | 406 | 674 | 17 | 3 | 14 | 2 |
| 0104 Portage City 16 | 2365 | 1509 | 63.81 | 605 | 854 | 17 | 9 | 6 | 4 |
| 0105 Portage City 17 | 1810 | 1298 | 71.71 | 588 | 665 | 23 | 2 | 11 | 0 |
| 0106 Portage City 18 | 1856 | 1295 | 69.77 | 507 | 738 | 24 | 2 | 8 | 0 |
| 0107 Portage City 19 | 1828 | 1144 | 62.58 | 427 | 664 | 20 | 5 | 7 | 4 |
| GRAND TOTALS | 195562 | 116257 | 59.45 | 44183 | 67023 | 1912 | 596 | 896 | 249 |

| 107 PRECINCTS | REGISTERED VOTERS | BALLOTS CAST | TURNOUT PERCENTAGE | Secretary of State | | | | Attorney General | | | | |
|---|---|---|---|---|---|---|---|---|---|---|---|---|
| | | | | MTL Arrayder (REP) | JB Olcnesloyn (DEM) | GS Srctoeogtorpfly (LIB) | RG Oableert (UST) | TL Oemonard (REP) | DN Aensasel (DEM) | LLG iaisnoaeia (LIB) | GTS e.ircaVkaldne (UST) | CG hraivseline (NPA) |
| 0001 Alamo Township 1 | 1107 | 755 | 68.20 | 412 | 294 | 15 | 12 | 454 | 241 | 18 | 5 | 8 |
| 0002 Alamo Township 2 | 1919 | 1224 | 63.78 | 682 | 472 | 29 | 8 | 734 | 389 | 30 | 9 | 19 |
| 0003 Brady Township 1 | 1861 | 1143 | 61.42 | 604 | 466 | 23 | 18 | 650 | 397 | 23 | 15 | 16 |
| 0004 Brady Township 2 | 1458 | 972 | 66.67 | 634 | 295 | 25 | 3 | 680 | 239 | 17 | 4 | 13 |
| 0005 Charleston Township | 1488 | 939 | 63.10 | 515 | 367 | 19 | 13 | 542 | 313 | 28 | 11 | 10 |
| 0006 Climax Township 1 | 1763 | 1106 | 62.73 | 653 | 389 | 19 | 16 | 687 | 329 | 24 | 19 | 13 |
| 0007 Comstock Township 1 | 1833 | 1196 | 65.25 | 621 | 495 | 25 | 19 | 656 | 409 | 40 | 13 | 31 |
| 0008 Comstock Township 2 | 2130 | 1165 | 54.69 | 448 | 615 | 42 | 27 | 484 | 556 | 38 | 16 | 28 |
| 0009 Comstock Township 3 | 1935 | 1031 | 53.28 | 468 | 485 | 18 | 28 | 514 | 425 | 25 | 11 | 17 |
| 0010 Comstock Township 4 | 1454 | 1004 | 69.05 | 501 | 453 | 19 | 9 | 532 | 403 | 16 | 8 | 17 |
| 0011 Comstock Township 5 | 1497 | 1026 | 68.54 | 452 | 530 | 22 | 7 | 492 | 463 | 22 | 8 | 9 |
| 0012 Comstock Township 6 | 1278 | 838 | 65.57 | 347 | 447 | 18 | 13 | 401 | 365 | 25 | 7 | 16 |
| 0013 Comstock Township 7 | 1560 | 776 | 49.74 | 210 | 512 | 19 | 9 | 245 | 451 | 19 | 8 | 18 |
| 0014 Cooper Township 1 | 1062 | 669 | 62.99 | 328 | 315 | 9 | 5 | 351 | 270 | 10 | 7 | 10 |
| 0015 Cooper Township 2 | 1277 | 886 | 69.38 | 426 | 408 | 24 | 10 | 464 | 343 | 29 | 8 | 15 |
| 0016 Cooper Township 3 | 2531 | 1490 | 58.87 | 626 | 781 | 24 | 24 | 694 | 661 | 31 | 21 | 28 |
| 0017 Cooper Township 4 | 2331 | 1663 | 71.34 | 890 | 706 | 26 | 9 | 961 | 599 | 31 | 4 | 23 |
| 0018 Cooper Township 5 | 620 | 327 | 52.74 | 116 | 193 | 10 | 3 | 122 | 170 | 9 | 3 | 9 |
| 0019 Kalamazoo Township | 651 | 228 | 35.02 | 73 | 129 | 13 | 9 | 85 | 104 | 14 | 3 | 14 |
| 0020 Kalamazoo Township | 1510 | 706 | 46.75 | 204 | 454 | 19 | 13 | 214 | 417 | 29 | 12 | 16 |
| 0021 Kalamazoo Township | 2612 | 1760 | 67.38 | 544 | 1125 | 45 | 9 | 589 | 1044 | 44 | 12 | 26 |
| 0022 Kalamazoo Township | 906 | 583 | 64.35 | 116 | 437 | 17 | 4 | 126 | 416 | 15 | 4 | 11 |
| 0023 Kalamazoo Township | 2141 | 1251 | 58.43 | 273 | 908 | 27 | 11 | 295 | 865 | 27 | 4 | 22 |
| 0024 Kalamazoo Township | 1252 | 909 | 72.60 | 247 | 632 | 7 | 8 | 259 | 597 | 15 | 2 | 16 |
| 0025 Kalamazoo Township | 640 | 390 | 60.94 | 75 | 296 | 11 | 3 | 86 | 269 | 11 | 3 | 9 |
| 0026 Kalamazoo Township | 2283 | 1527 | 66.89 | 562 | 895 | 31 | 17 | 612 | 797 | 35 | 17 | 27 |
| 0027 Kalamazoo Township | 1994 | 930 | 46.64 | 216 | 646 | 27 | 23 | 239 | 597 | 29 | 8 | 29 |
| 0028 Kalamazoo Township | 1307 | 661 | 50.57 | 160 | 452 | 24 | 12 | 180 | 425 | 26 | 5 | 13 |
| 0029 Kalamazoo Township | 2209 | 1057 | 47.85 | 243 | 763 | 23 | 6 | 266 | 704 | 31 | 11 | 16 |
| 0030 Oshtemo Township 1 | 1258 | 959 | 76.23 | 495 | 415 | 16 | 7 | 521 | 368 | 18 | 3 | 9 |
| 0031 Oshtemo Township 2 | 2447 | 1559 | 63.71 | 684 | 804 | 36 | 16 | 723 | 722 | 33 | 13 | 38 |
| 0032 Oshtemo Township 3 | 1516 | 1189 | 78.43 | 414 | 731 | 18 | 2 | 465 | 674 | 14 | 4 | 13 |
| 0033 Oshtemo Township 4 | 1829 | 1183 | 64.68 | 387 | 738 | 27 | 9 | 419 | 686 | 24 | 7 | 9 |
| 0034 Oshtemo Township 5 | 1992 | 787 | 39.51 | 139 | 600 | 19 | 7 | 155 | 560 | 28 | 5 | 17 |
| 0035 Oshtemo Township 6 | 1816 | 996 | 54.85 | 363 | 587 | 17 | 10 | 375 | 531 | 26 | 13 | 21 |
| 0036 Oshtemo Township 7 | 1704 | 967 | 56.75 | 333 | 575 | 19 | 10 | 360 | 524 | 25 | 4 | 14 |
| 0037 Oshtemo Township 8 | 1215 | 666 | 54.81 | 213 | 416 | 16 | 6 | 244 | 365 | 19 | 3 | 16 |
| 0038 Oshtemo Township 9 | 2661 | 1375 | 51.67 | 456 | 856 | 30 | 11 | 487 | 793 | 32 | 7 | 14 |
| 0039 Oshtemo Township 10 | 834 | 601 | 72.06 | 252 | 316 | 17 | 3 | 267 | 289 | 18 | 5 | 4 |
| 0040 Pavilion Township 1 | 1994 | 1303 | 65.35 | 690 | 532 | 28 | 8 | 741 | 462 | 31 | 7 | 13 |
| 0041 Pavilion Township 2 | 1078 | 712 | 66.05 | 414 | 253 | 14 | 12 | 427 | 227 | 9 | 11 | 15 |
| 0042 Pavilion Township 3 | 1663 | 744 | 44.74 | 320 | 374 | 25 | 10 | 329 | 335 | 28 | 10 | 22 |
| 0043 Prairie Ronde Towns | 1828 | 1251 | 68.44 | 731 | 456 | 14 | 11 | 766 | 382 | 27 | 9 | 18 |
| 0044 Richland Township 1 | 2315 | 1590 | 68.68 | 793 | 715 | 36 | 16 | 832 | 641 | 39 | 11 | 25 |
| 0045 Richland Township 2 | 1597 | 1108 | 69.38 | 552 | 503 | 22 | 8 | 603 | 435 | 27 | 7 | 16 |
| 0046 Richland Township 3 | 2393 | 1548 | 64.69 | 748 | 738 | 26 | 8 | 797 | 659 | 27 | 7 | 23 |
| 0047 Ross Township 1 | 2090 | 1404 | 67.18 | 733 | 596 | 33 | 13 | 778 | 519 | 32 | 11 | 19 |
| 0048 Ross Township 2 | 2065 | 1486 | 71.96 | 824 | 610 | 21 | 6 | 859 | 541 | 22 | 4 | 21 |

| | | | | Secretary of State | | | | Attorney General | | | | |
|---|---|---|---|---|---|---|---|---|---|---|---|---|
| 107 PRECINCTS | REGISTERED | BALLOTS | TURNOUT AGE | MTL arendyger (REP) | JB oecnesloyn n (DEM) | GS Srctoeegtotmpr fy le (LIB) | RG oableert (UST) | TL oemonard (REP) | DN aensasel (DEM) | LL Giaisnoaei a (LIB) | GT Se.ircaVlaldne (UST) | CG hraivseli ne (NPA) |
| 0049 Schoolcraft Townshi | 1721 | 1053 | 61.19 | 503 | 477 | 23 | 15 | 555 | 413 | 25 | 9 | 15 |
| 0050 Schoolcraft Townshi | 1127 | 725 | 64.33 | 351 | 328 | 18 | 10 | 391 | 262 | 20 | 8 | 15 |
| 0051 Schoolcraft Townshi | 2697 | 1548 | 57.40 | 712 | 734 | 52 | 15 | 775 | 637 | 40 | 15 | 29 |
| 0052 Schoolcraft Townshi | 1205 | 810 | 67.22 | 450 | 305 | 19 | 15 | 474 | 267 | 21 | 11 | 13 |
| 0053 Texas Township 1 | 2157 | 1437 | 66.62 | 751 | 617 | 25 | 14 | 798 | 544 | 25 | 10 | 17 |
| 0054 Texas Township 2 | 1930 | 1313 | 68.03 | 731 | 543 | 9 | 9 | 758 | 476 | 18 | 5 | 24 |
| 0055 Texas Township 3 | 1839 | 1057 | 57.48 | 428 | 590 | 22 | 4 | 469 | 521 | 27 | 5 | 17 |
| 0056 Texas Township 4 | 2601 | 1663 | 63.94 | 767 | 837 | 20 | 5 | 810 | 761 | 34 | 3 | 16 |
| 0057 Texas Township 5 | 2619 | 1722 | 65.75 | 806 | 853 | 33 | 4 | 838 | 781 | 31 | 10 | 18 |
| 0058 Texas Township 6 | 2345 | 1625 | 69.30 | 841 | 711 | 31 | 5 | 890 | 646 | 27 | 3 | 12 |
| 0059 Wakeshma Township 1 | 957 | 557 | 58.20 | 338 | 178 | 14 | 10 | 360 | 148 | 9 | 5 | 12 |
| 0060 Galesburg City 1 | 1426 | 654 | 45.86 | 266 | 324 | 23 | 25 | 284 | 278 | 26 | 19 | 23 |
| 0061 Kalamazoo City 1 | 1797 | 901 | 50.14 | 125 | 723 | 23 | 10 | 128 | 704 | 28 | 4 | 18 |
| 0062 Kalamazoo City 2 | 3851 | 1665 | 43.24 | 308 | 1229 | 49 | 13 | 339 | 1169 | 42 | 6 | 24 |
| 0063 Kalamazoo City 3 | 2099 | 1056 | 50.31 | 91 | 897 | 41 | 13 | 104 | 846 | 43 | 10 | 25 |
| 0064 Kalamazoo City 4 | 2030 | 642 | 31.63 | 169 | 413 | 26 | 8 | 176 | 389 | 25 | 4 | 8 |
| 0065 Kalamazoo City 5 | 2918 | 1542 | 52.84 | 283 | 1154 | 51 | 7 | 317 | 1081 | 53 | 7 | 32 |
| 0066 Kalamazoo City 6 | 1776 | 1096 | 61.71 | 301 | 750 | 17 | 5 | 333 | 697 | 25 | 2 | 12 |
| 0067 Kalamazoo City 7 | 2592 | 1073 | 41.40 | 101 | 917 | 24 | 8 | 113 | 880 | 26 | 7 | 21 |
| 0068 Kalamazoo City 8 | 2161 | 725 | 33.55 | 36 | 649 | 11 | 10 | 42 | 626 | 19 | 5 | 11 |
| 0069 Kalamazoo City 9 | 2028 | 808 | 39.84 | 37 | 732 | 9 | 6 | 30 | 705 | 19 | 14 | 10 |
| 0070 Kalamazoo City 10 | 2312 | 1235 | 53.42 | 324 | 810 | 37 | 23 | 368 | 730 | 32 | 17 | 26 |
| 0071 Kalamazoo City 11 | 1767 | 719 | 40.69 | 66 | 618 | 12 | 9 | 58 | 618 | 10 | 6 | 10 |
| 0072 Kalamazoo City 12 | 1922 | 1291 | 67.17 | 322 | 898 | 41 | 12 | 356 | 842 | 32 | 12 | 23 |
| 0073 Kalamazoo City 13 | 1573 | 542 | 34.46 | 83 | 409 | 15 | 20 | 82 | 393 | 23 | 11 | 14 |
| 0074 Kalamazoo City 14 | 1549 | 593 | 38.28 | 84 | 464 | 19 | 15 | 98 | 440 | 15 | 11 | 15 |
| 0075 Kalamazoo City 15 | 2298 | 1016 | 44.21 | 154 | 780 | 34 | 22 | 175 | 747 | 37 | 7 | 29 |
| 0076 Kalamazoo City 16 | 1958 | 1257 | 64.20 | 320 | 869 | 31 | 9 | 329 | 802 | 47 | 13 | 28 |
| 0077 Kalamazoo City 17 | 1781 | 1065 | 59.80 | 296 | 692 | 39 | 14 | 324 | 647 | 39 | 5 | 24 |
| 0078 Kalamazoo City 18 | 1773 | 1034 | 58.32 | 256 | 712 | 35 | 11 | 279 | 670 | 29 | 7 | 19 |
| 0079 Kalamazoo City 19 | 2549 | 1213 | 47.59 | 276 | 843 | 47 | 14 | 298 | 804 | 38 | 10 | 29 |
| 0080 Kalamazoo City 20 | 2214 | 1573 | 71.05 | 338 | 1172 | 30 | 12 | 360 | 1113 | 36 | 7 | 21 |
| 0081 Kalamazoo City 21 | 1336 | 1069 | 80.01 | 231 | 802 | 15 | 3 | 247 | 776 | 17 | 1 | 8 |
| 0082 Kalamazoo City 22 | 2434 | 1307 | 53.70 | 250 | 974 | 40 | 14 | 280 | 924 | 34 | 11 | 20 |
| 0083 Kalamazoo City 23 | 1271 | 676 | 53.19 | 177 | 461 | 18 | 13 | 194 | 419 | 24 | 9 | 14 |
| 0084 Kalamazoo City 24 | 1179 | 730 | 61.92 | 132 | 558 | 17 | 4 | 140 | 540 | 22 | 3 | 8 |
| 0085 Kalamazoo City 25 | 1438 | 1070 | 74.41 | 338 | 693 | 21 | 4 | 362 | 648 | 24 | 4 | 13 |
| 0086 Kalamazoo City 26 | 1757 | 1202 | 68.41 | 318 | 838 | 27 | 5 | 344 | 792 | 25 | 3 | 13 |
| 0087 Kalamazoo City 27 | 1493 | 579 | 38.78 | 54 | 482 | 25 | 4 | 53 | 468 | 28 | 2 | 12 |
| 0088 Parchment City 1 | 1429 | 851 | 59.55 | 324 | 467 | 33 | 7 | 356 | 434 | 21 | 6 | 8 |
| 0089 Portage City 1 | 1631 | 902 | 55.30 | 278 | 563 | 28 | 9 | 318 | 487 | 38 | 6 | 18 |
| 0090 Portage City 2 | 1766 | 759 | 42.98 | 227 | 458 | 32 | 18 | 257 | 416 | 35 | 7 | 18 |
| 0091 Portage City 3 | 1979 | 1242 | 62.76 | 542 | 622 | 30 | 13 | 591 | 540 | 33 | 8 | 26 |
| 0092 Portage City 4 | 1589 | 1116 | 70.23 | 544 | 526 | 13 | 8 | 570 | 470 | 20 | 5 | 20 |
| 0093 Portage City 5 | 1542 | 990 | 64.20 | 408 | 512 | 26 | 11 | 437 | 456 | 29 | 7 | 21 |
| 0094 Portage City 6 | 1878 | 1300 | 69.22 | 593 | 623 | 35 | 13 | 626 | 554 | 29 | 6 | 36 |
| 0095 Portage City 7 | 2787 | 1599 | 57.37 | 477 | 1019 | 49 | 19 | 522 | 928 | 50 | 10 | 33 |
| 0096 Portage City 8 | 1842 | 1332 | 72.31 | 539 | 745 | 14 | 7 | 593 | 674 | 20 | 3 | 8 |

| | | | | Secretary of State | | | | Attorney General | | | | |
|---|---|---|---|---|---|---|---|---|---|---|---|---|
| 107 PRECINCTS | REGISTERED VOTERS | BALLOTS CAST | TURNOUT PERCENTAGE | Mary Treadgear (REP) | Jocelyn Benson (DEM) | Gregory Stempfle (LIB) | Scott Boehm (UST) | Tom Leonard (REP) | Dana Nessel (DEM) | Lisa Lane Gaiso (LIB) | Gary Eller (UST) | Chris Vanderwall (NPA) |
| 0097 Portage City 9 | 1466 | 1071 | 73.06 | 426 | 587 | 24 | 11 | 456 | 535 | 20 | 6 | 16 |
| 0098 Portage City 10 | 2110 | 1391 | 65.92 | 629 | 666 | 30 | 15 | 705 | 559 | 34 | 12 | 14 |
| 0099 Portage City 11 | 2011 | 1372 | 68.22 | 513 | 803 | 24 | 8 | 558 | 722 | 32 | 10 | 14 |
| 0100 Portage City 12 | 2130 | 1537 | 72.16 | 644 | 800 | 20 | 13 | 710 | 691 | 27 | 11 | 24 |
| 0101 Portage City 13 | 2658 | 1772 | 66.67 | 728 | 946 | 48 | 12 | 795 | 848 | 43 | 11 | 28 |
| 0102 Portage City 14 | 1686 | 1168 | 69.28 | 457 | 652 | 25 | 8 | 498 | 595 | 30 | 3 | 14 |
| 0103 Portage City 15 | 1815 | 1126 | 62.04 | 401 | 659 | 31 | 12 | 430 | 606 | 37 | 7 | 19 |
| 0104 Portage City 16 | 2365 | 1509 | 63.81 | 608 | 832 | 29 | 15 | 632 | 767 | 40 | 11 | 25 |
| 0105 Portage City 17 | 1810 | 1298 | 71.71 | 569 | 667 | 27 | 4 | 640 | 568 | 31 | 2 | 17 |
| 0106 Portage City 18 | 1856 | 1295 | 69.77 | 514 | 716 | 33 | 0 | 549 | 653 | 30 | 4 | 17 |
| 0107 Portage City 19 | 1828 | 1144 | 62.58 | 422 | 667 | 18 | 9 | 465 | 593 | 26 | 6 | 15 |
| GRAND TOTALS | 195562 | 116257 | 59.45 | 43444 | 66341 | 2676 | 1152 | 46801 | 60271 | 2910 | 841 | 1915 |

| | | | | United States Senator | | | | | Representative in Congress | | |
|---|---|---|---|---|---|---|---|---|---|---|---|
| 107 PRECINCTS | REGISTERED VOTERS | BALLOTS CAST | TURNOUT PERCENTAGE | John James (REP) | Debbie Stabenow (DEM) | George Huffman (UST) | Marcia Squier (GRN) | Howie Hawkins (NLP) | Fred Upton (REP) | Matt Longjohn (DEM) | Stephen Yousey (UST) |
| 0001 Alamo Township 1 | 1107 | 755 | 68.20 | 428 | 299 | 6 | 5 | 1 | 453 | 253 | 30 |
| 0002 Alamo Township 2 | 1919 | 1224 | 63.78 | 700 | 467 | 12 | 17 | 8 | 707 | 442 | 53 |
| 0003 Brady Township 1 | 1861 | 1143 | 61.42 | 632 | 462 | 16 | 11 | 4 | 669 | 405 | 45 |
| 0004 Brady Township 2 | 1458 | 972 | 66.67 | 655 | 299 | 1 | 5 | 1 | 666 | 262 | 25 |
| 0005 Charleston Township | 1488 | 939 | 63.10 | 538 | 370 | 11 | 7 | 2 | 518 | 352 | 52 |
| 0006 Climax Township 1 | 1763 | 1106 | 62.73 | 654 | 407 | 12 | 6 | 6 | 681 | 355 | 43 |
| 0007 Comstock Township 1 | 1833 | 1196 | 65.25 | 651 | 493 | 18 | 14 | 5 | 664 | 453 | 54 |
| 0008 Comstock Township 2 | 2130 | 1165 | 54.69 | 489 | 601 | 11 | 27 | 10 | 477 | 586 | 72 |
| 0009 Comstock Township 3 | 1935 | 1031 | 53.28 | 509 | 465 | 13 | 15 | 4 | 482 | 451 | 67 |
| 0010 Comstock Township 4 | 1454 | 1004 | 69.05 | 532 | 440 | 6 | 9 | 5 | 549 | 413 | 28 |
| 0011 Comstock Township 5 | 1497 | 1026 | 68.54 | 462 | 542 | 6 | 4 | 1 | 494 | 485 | 30 |
| 0012 Comstock Township 6 | 1278 | 838 | 65.57 | 391 | 412 | 7 | 14 | 3 | 385 | 406 | 29 |
| 0013 Comstock Township 7 | 1560 | 776 | 49.74 | 245 | 502 | 6 | 9 | 6 | 243 | 486 | 32 |
| 0014 Cooper Township 1 | 1062 | 669 | 62.99 | 340 | 305 | 4 | 9 | 2 | 348 | 280 | 28 |
| 0015 Cooper Township 2 | 1277 | 886 | 69.38 | 433 | 409 | 15 | 17 | 1 | 445 | 386 | 35 |
| 0016 Cooper Township 3 | 2531 | 1490 | 58.87 | 687 | 727 | 23 | 20 | 11 | 712 | 690 | 65 |
| 0017 Cooper Township 4 | 2331 | 1663 | 71.34 | 945 | 680 | 7 | 11 | 5 | 945 | 641 | 45 |
| 0018 Cooper Township 5 | 620 | 327 | 52.74 | 119 | 191 | 1 | 6 | 2 | 119 | 189 | 9 |
| 0019 Kalamazoo Township | 651 | 228 | 35.02 | 87 | 115 | 2 | 11 | 5 | 75 | 123 | 19 |
| 0020 Kalamazoo Township | 1510 | 706 | 46.75 | 222 | 437 | 13 | 15 | 6 | 230 | 429 | 34 |
| 0021 Kalamazoo Township | 2612 | 1760 | 67.38 | 574 | 1129 | 11 | 20 | 5 | 600 | 1093 | 39 |
| 0022 Kalamazoo Township | 906 | 583 | 64.35 | 130 | 432 | 3 | 7 | 1 | 131 | 433 | 11 |
| 0023 Kalamazoo Township | 2141 | 1251 | 58.43 | 305 | 899 | 2 | 25 | 5 | 310 | 901 | 20 |
| 0024 Kalamazoo Township | 1252 | 909 | 72.60 | 243 | 644 | 3 | 9 | 2 | 264 | 613 | 23 |
| 0025 Kalamazoo Township | 640 | 390 | 60.94 | 73 | 303 | 3 | 6 | 2 | 89 | 280 | 16 |
| 0026 Kalamazoo Township | 2283 | 1527 | 66.89 | 607 | 885 | 8 | 11 | 5 | 633 | 822 | 52 |
| 0027 Kalamazoo Township | 1994 | 930 | 46.64 | 248 | 627 | 11 | 23 | 9 | 244 | 623 | 42 |
| 0028 Kalamazoo Township | 1307 | 661 | 50.57 | 191 | 432 | 8 | 15 | 6 | 184 | 430 | 36 |
| 0029 Kalamazoo Township | 2209 | 1057 | 47.85 | 271 | 725 | 12 | 22 | 5 | 256 | 735 | 41 |
| 0030 Oshtemo Township 1 | 1258 | 959 | 76.23 | 502 | 423 | 4 | 11 | 2 | 521 | 401 | 25 |
| 0031 Oshtemo Township 2 | 2447 | 1559 | 63.71 | 724 | 797 | 6 | 17 | 3 | 750 | 757 | 32 |
| 0032 Oshtemo Township 3 | 1516 | 1189 | 78.43 | 423 | 750 | 2 | 7 | 1 | 460 | 696 | 25 |
| 0033 Oshtemo Township 4 | 1829 | 1183 | 64.68 | 383 | 780 | 6 | 4 | 3 | 426 | 714 | 27 |
| 0034 Oshtemo Township 5 | 1992 | 787 | 39.51 | 153 | 576 | 7 | 31 | 6 | 152 | 590 | 25 |
| 0035 Oshtemo Township 6 | 1816 | 996 | 54.85 | 360 | 605 | 6 | 12 | 2 | 381 | 582 | 20 |
| 0036 Oshtemo Township 7 | 1704 | 967 | 56.75 | 329 | 598 | 4 | 8 | 6 | 360 | 560 | 28 |
| 0037 Oshtemo Township 8 | 1215 | 666 | 54.81 | 212 | 428 | 6 | 6 | 2 | 239 | 390 | 24 |
| 0038 Oshtemo Township 9 | 2661 | 1375 | 51.67 | 488 | 838 | 5 | 16 | 6 | 511 | 814 | 26 |
| 0039 Oshtemo Township 10 | 834 | 601 | 72.06 | 271 | 314 | 2 | 3 | 5 | 287 | 290 | 14 |
| 0040 Pavilion Township 1 | 1994 | 1303 | 65.35 | 715 | 541 | 9 | 11 | 3 | 738 | 511 | 38 |
| 0041 Pavilion Township 2 | 1078 | 712 | 66.05 | 426 | 261 | 6 | 7 | 1 | 426 | 249 | 28 |
| 0042 Pavilion Township 3 | 1663 | 744 | 44.74 | 336 | 371 | 10 | 11 | 4 | 337 | 347 | 44 |
| 0043 Prairie Ronde Towns | 1828 | 1251 | 68.44 | 752 | 460 | 7 | 11 | 4 | 772 | 406 | 46 |
| 0044 Richland Township 1 | 2315 | 1590 | 68.68 | 816 | 725 | 6 | 18 | 3 | 828 | 669 | 51 |
| 0045 Richland Township 2 | 1597 | 1108 | 69.38 | 590 | 491 | 1 | 15 | 1 | 607 | 451 | 35 |
| 0046 Richland Township 3 | 2393 | 1548 | 64.69 | 768 | 732 | 9 | 17 | 6 | 779 | 702 | 51 |

| 107 PRECINCTS | REGISTERED VOTERS | BALLOTS CAST | TURNOUT AGE | United States Senator: JJ Ahmens (REP) | DS Debbie Stabenow (DEM) | GE Geoffrey Hetrick (UST) | MS Marcia Squier (GRN) | JHW Johnnie Howlin Wildermuth (NLP) | Representative in Congress: FU Fred Upton (REP) | ML Matthew Longjohn (DEM) | SJY Steven Jon Yonker (UST) |
|---|---|---|---|---|---|---|---|---|---|---|---|
| 0047 Ross Township 1 | 2090 | 1404 | 67.18 | 749 | 594 | 11 | 24 | 5 | 785 | 531 | 62 |
| 0048 Ross Township 2 | 2065 | 1486 | 71.96 | 843 | 611 | 7 | 7 | 2 | 841 | 585 | 36 |
| 0049 Schoolcraft Townshi | 1721 | 1053 | 61.19 | 555 | 474 | 4 | 8 | 4 | 569 | 437 | 34 |
| 0050 Schoolcraft Townshi | 1127 | 725 | 64.33 | 386 | 312 | 6 | 6 | 4 | 379 | 295 | 39 |
| 0051 Schoolcraft Townshi | 2697 | 1548 | 57.40 | 768 | 728 | 9 | 15 | 7 | 777 | 689 | 59 |
| 0052 Schoolcraft Townshi | 1205 | 810 | 67.22 | 459 | 326 | 9 | 3 | 1 | 479 | 286 | 31 |
| 0053 Texas Township 1 | 2157 | 1437 | 66.62 | 799 | 608 | 8 | 9 | 1 | 791 | 594 | 38 |
| 0054 Texas Township 2 | 1930 | 1313 | 68.03 | 739 | 544 | 3 | 8 | 3 | 760 | 509 | 24 |
| 0055 Texas Township 3 | 1839 | 1057 | 57.48 | 458 | 566 | 5 | 16 | 3 | 460 | 551 | 37 |
| 0056 Texas Township 4 | 2601 | 1663 | 63.94 | 810 | 831 | 4 | 4 | 3 | 861 | 769 | 18 |
| 0057 Texas Township 5 | 2619 | 1722 | 65.75 | 836 | 853 | 5 | 9 | 2 | 874 | 804 | 29 |
| 0058 Texas Township 6 | 2345 | 1625 | 69.30 | 884 | 720 | 1 | 3 | 1 | 917 | 658 | 26 |
| 0059 Wakeshma Township 1 | 957 | 557 | 58.20 | 345 | 183 | 5 | 8 | 2 | 354 | 164 | 27 |
| 0060 Galesburg City 1 | 1426 | 654 | 45.86 | 314 | 296 | 12 | 10 | 11 | 299 | 285 | 50 |
| 0061 Kalamazoo City 1 | 1797 | 901 | 50.14 | 137 | 716 | 6 | 23 | 6 | 155 | 707 | 18 |
| 0062 Kalamazoo City 2 | 3851 | 1665 | 43.24 | 390 | 1178 | 10 | 32 | 5 | 353 | 1213 | 23 |
| 0063 Kalamazoo City 3 | 2099 | 1056 | 50.31 | 119 | 858 | 6 | 51 | 5 | 109 | 902 | 26 |
| 0064 Kalamazoo City 4 | 2030 | 642 | 31.63 | 214 | 386 | 4 | 12 | 5 | 188 | 412 | 8 |
| 0065 Kalamazoo City 5 | 2918 | 1542 | 52.84 | 334 | 1139 | 4 | 32 | 4 | 335 | 1143 | 28 |
| 0066 Kalamazoo City 6 | 1776 | 1096 | 61.71 | 309 | 763 | 5 | 9 | 1 | 347 | 705 | 21 |
| 0067 Kalamazoo City 7 | 2592 | 1073 | 41.40 | 126 | 901 | 4 | 22 | 6 | 119 | 919 | 17 |
| 0068 Kalamazoo City 8 | 2161 | 725 | 33.55 | 52 | 638 | 6 | 10 | 4 | 65 | 628 | 15 |
| 0069 Kalamazoo City 9 | 2028 | 808 | 39.84 | 52 | 709 | 3 | 16 | 7 | 42 | 712 | 21 |
| 0070 Kalamazoo City 10 | 2312 | 1235 | 53.42 | 360 | 797 | 7 | 28 | 10 | 382 | 764 | 48 |
| 0071 Kalamazoo City 11 | 1767 | 719 | 40.69 | 71 | 603 | 13 | 18 | 5 | 72 | 598 | 36 |
| 0072 Kalamazoo City 12 | 1922 | 1291 | 67.17 | 376 | 871 | 8 | 16 | 6 | 361 | 886 | 27 |
| 0073 Kalamazoo City 13 | 1573 | 542 | 34.46 | 96 | 394 | 13 | 20 | 6 | 93 | 400 | 35 |
| 0074 Kalamazoo City 14 | 1549 | 593 | 38.28 | 105 | 462 | 8 | 13 | 3 | 101 | 444 | 34 |
| 0075 Kalamazoo City 15 | 2298 | 1016 | 44.21 | 205 | 760 | 18 | 16 | 5 | 197 | 753 | 40 |
| 0076 Kalamazoo City 16 | 1958 | 1257 | 64.20 | 361 | 839 | 11 | 16 | 4 | 358 | 834 | 31 |
| 0077 Kalamazoo City 17 | 1781 | 1065 | 59.80 | 320 | 699 | 7 | 15 | 8 | 341 | 665 | 39 |
| 0078 Kalamazoo City 18 | 1773 | 1034 | 58.32 | 294 | 696 | 4 | 14 | 7 | 278 | 691 | 41 |
| 0079 Kalamazoo City 19 | 2549 | 1213 | 47.59 | 316 | 826 | 13 | 34 | 3 | 302 | 820 | 60 |
| 0080 Kalamazoo City 20 | 2214 | 1573 | 71.05 | 366 | 1173 | 7 | 13 | 3 | 376 | 1158 | 22 |
| 0081 Kalamazoo City 21 | 1336 | 1069 | 80.01 | 243 | 807 | 1 | 4 | 3 | 244 | 804 | 13 |
| 0082 Kalamazoo City 22 | 2434 | 1307 | 53.70 | 270 | 983 | 6 | 25 | 5 | 304 | 952 | 28 |
| 0083 Kalamazoo City 23 | 1271 | 676 | 53.19 | 185 | 460 | 7 | 18 | 2 | 198 | 440 | 24 |
| 0084 Kalamazoo City 24 | 1179 | 730 | 61.92 | 132 | 562 | 3 | 21 | 1 | 135 | 567 | 12 |
| 0085 Kalamazoo City 25 | 1438 | 1070 | 74.41 | 358 | 690 | 4 | 3 | 6 | 368 | 667 | 17 |
| 0086 Kalamazoo City 26 | 1757 | 1202 | 68.41 | 330 | 846 | 5 | 10 | 1 | 342 | 816 | 21 |
| 0087 Kalamazoo City 27 | 1493 | 579 | 38.78 | 68 | 479 | 7 | 13 | 2 | 75 | 483 | 10 |
| 0088 Parchment City 1 | 1429 | 851 | 59.55 | 351 | 470 | 4 | 16 | 3 | 345 | 468 | 27 |
| 0089 Portage City 1 | 1631 | 902 | 55.30 | 318 | 544 | 7 | 9 | 5 | 319 | 525 | 33 |
| 0090 Portage City 2 | 1766 | 759 | 42.98 | 278 | 425 | 13 | 22 | 6 | 256 | 439 | 45 |
| 0091 Portage City 3 | 1979 | 1242 | 62.76 | 564 | 631 | 15 | 14 | 5 | 597 | 586 | 41 |
| 0092 Portage City 4 | 1589 | 1116 | 70.23 | 587 | 506 | 8 | 3 | 2 | 581 | 498 | 26 |

| | | | | United States Senator | | | | | Representative in Congress | | |
|---|---|---|---|---|---|---|---|---|---|---|---|
| 107 PRECINCTS | REGISTERED VOTERS | BALLOTS CAST | TURNOUT PERCENTAGE | John James (REP) | Debbie Stabenow (DEM) | George E. Huffman II (UST) | Marcia Squier (GRN) | John Howard Wilhelm (NLP) | Fred Upton (REP) | Matt Longjohn (DEM) | Stephen J. Young (UST) |
| 0093 Portage City 5 | 1542 | 990 | 64.20 | 444 | 515 | 3 | 12 | 6 | 443 | 489 | 37 |
| 0094 Portage City 6 | 1878 | 1300 | 69.22 | 624 | 630 | 11 | 11 | 3 | 626 | 597 | 40 |
| 0095 Portage City 7 | 2787 | 1599 | 57.37 | 521 | 1011 | 12 | 20 | 7 | 551 | 960 | 58 |
| 0096 Portage City 8 | 1842 | 1332 | 72.31 | 551 | 750 | 2 | 14 | 0 | 576 | 723 | 16 |
| 0097 Portage City 9 | 1466 | 1071 | 73.06 | 449 | 588 | 5 | 9 | 3 | 456 | 562 | 26 |
| 0098 Portage City 10 | 2110 | 1391 | 65.92 | 682 | 653 | 7 | 10 | 12 | 709 | 592 | 52 |
| 0099 Portage City 11 | 2011 | 1372 | 68.22 | 544 | 781 | 9 | 15 | 6 | 561 | 757 | 35 |
| 0100 Portage City 12 | 2130 | 1537 | 72.16 | 674 | 821 | 2 | 13 | 3 | 716 | 752 | 43 |
| 0101 Portage City 13 | 2658 | 1772 | 66.67 | 781 | 934 | 16 | 18 | 4 | 796 | 900 | 50 |
| 0102 Portage City 14 | 1686 | 1168 | 69.28 | 480 | 645 | 14 | 12 | 6 | 511 | 620 | 20 |
| 0103 Portage City 15 | 1815 | 1126 | 62.04 | 423 | 662 | 6 | 15 | 5 | 441 | 621 | 42 |
| 0104 Portage City 16 | 2365 | 1509 | 63.81 | 647 | 815 | 9 | 17 | 4 | 638 | 814 | 42 |
| 0105 Portage City 17 | 1810 | 1298 | 71.71 | 595 | 667 | 3 | 13 | 4 | 637 | 614 | 32 |
| 0106 Portage City 18 | 1856 | 1295 | 69.77 | 536 | 726 | 11 | 7 | 2 | 561 | 689 | 29 |
| 0107 Portage City 19 | 1828 | 1144 | 62.58 | 451 | 642 | 10 | 19 | 4 | 459 | 623 | 43 |
| GRAND TOTALS | 195562 | 116257 | 59.45 | 46243 | 65686 | 793 | 1478 | 448 | 47312 | 63215 | 3576 |

| | | | | State Senator | | |
|---|---|---|---|---|---|---|
| 107 PRECINCTS | REGISTERED | BALLOTS | TURNOUT | MEGAN BIRGE (REP) | SAMANA CANN (DEM) | LEWENEK (LIB) |
| 0001 Alamo Township 1 | 1107 | 755 | 68.20 | 449 | 256 | 24 |
| 0002 Alamo Township 2 | 1919 | 1224 | 63.78 | 721 | 429 | 47 |
| 0003 Brady Township 1 | 1861 | 1143 | 61.42 | 675 | 379 | 66 |
| 0004 Brady Township 2 | 1458 | 972 | 66.67 | 676 | 231 | 50 |
| 0005 Charleston Township | 1488 | 939 | 63.10 | 540 | 317 | 64 |
| 0006 Climax Township 1 | 1763 | 1106 | 62.73 | 710 | 312 | 49 |
| 0007 Comstock Township 1 | 1833 | 1196 | 65.25 | 634 | 429 | 98 |
| 0008 Comstock Township 2 | 2130 | 1165 | 54.69 | 477 | 561 | 94 |
| 0009 Comstock Township 3 | 1935 | 1031 | 53.28 | 512 | 429 | 64 |
| 0010 Comstock Township 4 | 1454 | 1004 | 69.05 | 534 | 374 | 76 |
| 0011 Comstock Township 5 | 1497 | 1026 | 68.54 | 503 | 450 | 54 |
| 0012 Comstock Township 6 | 1278 | 838 | 65.57 | 407 | 372 | 45 |
| 0013 Comstock Township 7 | 1560 | 776 | 49.74 | 250 | 467 | 42 |
| 0014 Cooper Township 1 | 1062 | 669 | 62.99 | 355 | 277 | 30 |
| 0015 Cooper Township 2 | 1277 | 886 | 69.38 | 466 | 349 | 45 |
| 0016 Cooper Township 3 | 2531 | 1490 | 58.87 | 738 | 638 | 89 |
| 0017 Cooper Township 4 | 2331 | 1663 | 71.34 | 968 | 605 | 63 |
| 0018 Cooper Township 5 | 620 | 327 | 52.74 | 116 | 188 | 15 |
| 0019 Kalamazoo Township | 651 | 228 | 35.02 | 77 | 119 | 24 |
| 0020 Kalamazoo Township | 1510 | 706 | 46.75 | 240 | 413 | 43 |
| 0021 Kalamazoo Township | 2612 | 1760 | 67.38 | 609 | 1058 | 69 |
| 0022 Kalamazoo Township | 906 | 583 | 64.35 | 124 | 426 | 24 |
| 0023 Kalamazoo Township | 2141 | 1251 | 58.43 | 306 | 882 | 41 |
| 0024 Kalamazoo Township | 1252 | 909 | 72.60 | 265 | 604 | 30 |
| 0025 Kalamazoo Township | 640 | 390 | 60.94 | 88 | 276 | 18 |
| 0026 Kalamazoo Township | 2283 | 1527 | 66.89 | 656 | 800 | 48 |
| 0027 Kalamazoo Township | 1994 | 930 | 46.64 | 266 | 592 | 56 |
| 0028 Kalamazoo Township | 1307 | 661 | 50.57 | 184 | 425 | 39 |
| 0029 Kalamazoo Township | 2209 | 1057 | 47.85 | 268 | 717 | 54 |
| 0030 Oshtemo Township 1 | 1258 | 959 | 76.23 | 538 | 375 | 32 |
| 0031 Oshtemo Township 2 | 2447 | 1559 | 63.71 | 773 | 704 | 61 |
| 0032 Oshtemo Township 3 | 1516 | 1189 | 78.43 | 469 | 674 | 33 |
| 0033 Oshtemo Township 4 | 1829 | 1183 | 64.68 | 422 | 703 | 44 |
| 0034 Oshtemo Township 5 | 1992 | 787 | 39.51 | 154 | 582 | 35 |
| 0035 Oshtemo Township 6 | 1816 | 996 | 54.85 | 389 | 560 | 34 |
| 0036 Oshtemo Township 7 | 1704 | 967 | 56.75 | 373 | 534 | 32 |
| 0037 Oshtemo Township 8 | 1215 | 666 | 54.81 | 241 | 380 | 29 |
| 0038 Oshtemo Township 9 | 2661 | 1375 | 51.67 | 521 | 783 | 45 |
| 0039 Oshtemo Township 10 | 834 | 601 | 72.06 | 271 | 294 | 23 |
| 0040 Pavilion Township 1 | 1994 | 1303 | 65.35 | 735 | 466 | 70 |
| 0041 Pavilion Township 2 | 1078 | 712 | 66.05 | 431 | 217 | 44 |
| 0042 Pavilion Township 3 | 1663 | 744 | 44.74 | 345 | 329 | 59 |
| 0043 Prairie Ronde Towns | 1828 | 1251 | 68.44 | 798 | 375 | 50 |
| 0044 Richland Township 1 | 2315 | 1590 | 68.68 | 835 | 633 | 90 |
| 0045 Richland Township 2 | 1597 | 1108 | 69.38 | 625 | 410 | 64 |
| 0046 Richland Township 3 | 2393 | 1548 | 64.69 | 791 | 651 | 85 |
| 0047 Ross Township 1 | 2090 | 1404 | 67.18 | 765 | 505 | 101 |
| 0048 Ross Township 2 | 2065 | 1486 | 71.96 | 861 | 506 | 91 |
| 0049 Schoolcraft Townshi | 1721 | 1053 | 61.19 | 579 | 404 | 53 |

| 107 PRECINCTS | REGISTERED VOTERS | BALLOTS CAST | TURNOUT PERCENTAGE | State Senator Margaret E. O'Brien (REP) | Sean McCann (DEM) | Lorence Wenke (LIB) |
|---|---|---|---|---|---|---|
| 0050 Schoolcraft Townshi | 1127 | 725 | 64.33 | 397 | 274 | 39 |
| 0051 Schoolcraft Townshi | 2697 | 1548 | 57.40 | 817 | 639 | 70 |
| 0052 Schoolcraft Townshi | 1205 | 810 | 67.22 | 486 | 268 | 39 |
| 0053 Texas Township 1 | 2157 | 1437 | 66.62 | 821 | 538 | 58 |
| 0054 Texas Township 2 | 1930 | 1313 | 68.03 | 797 | 453 | 43 |
| 0055 Texas Township 3 | 1839 | 1057 | 57.48 | 464 | 530 | 44 |
| 0056 Texas Township 4 | 2601 | 1663 | 63.94 | 853 | 727 | 59 |
| 0057 Texas Township 5 | 2619 | 1722 | 65.75 | 878 | 762 | 62 |
| 0058 Texas Township 6 | 2345 | 1625 | 69.30 | 926 | 624 | 52 |
| 0059 Wakeshma Township 1 | 957 | 557 | 58.20 | 354 | 146 | 39 |
| 0060 Galesburg City 1 | 1426 | 654 | 45.86 | 292 | 281 | 67 |
| 0061 Kalamazoo City 1 | 1797 | 901 | 50.14 | 142 | 701 | 43 |
| 0062 Kalamazoo City 2 | 3851 | 1665 | 43.24 | 328 | 1196 | 46 |
| 0063 Kalamazoo City 3 | 2099 | 1056 | 50.31 | 108 | 871 | 52 |
| 0064 Kalamazoo City 4 | 2030 | 642 | 31.63 | 182 | 398 | 24 |
| 0065 Kalamazoo City 5 | 2918 | 1542 | 52.84 | 332 | 1097 | 62 |
| 0066 Kalamazoo City 6 | 1776 | 1096 | 61.71 | 330 | 713 | 36 |
| 0067 Kalamazoo City 7 | 2592 | 1073 | 41.40 | 117 | 898 | 36 |
| 0068 Kalamazoo City 8 | 2161 | 725 | 33.55 | 57 | 622 | 25 |
| 0069 Kalamazoo City 9 | 2028 | 808 | 39.84 | 42 | 725 | 17 |
| 0070 Kalamazoo City 10 | 2312 | 1235 | 53.42 | 391 | 744 | 62 |
| 0071 Kalamazoo City 11 | 1767 | 719 | 40.69 | 73 | 606 | 29 |
| 0072 Kalamazoo City 12 | 1922 | 1291 | 67.17 | 358 | 855 | 55 |
| 0073 Kalamazoo City 13 | 1573 | 542 | 34.46 | 93 | 393 | 39 |
| 0074 Kalamazoo City 14 | 1549 | 593 | 38.28 | 111 | 442 | 29 |
| 0075 Kalamazoo City 15 | 2298 | 1016 | 44.21 | 180 | 758 | 57 |
| 0076 Kalamazoo City 16 | 1958 | 1257 | 64.20 | 359 | 816 | 60 |
| 0077 Kalamazoo City 17 | 1781 | 1065 | 59.80 | 324 | 667 | 52 |
| 0078 Kalamazoo City 18 | 1773 | 1034 | 58.32 | 283 | 679 | 57 |
| 0079 Kalamazoo City 19 | 2549 | 1213 | 47.59 | 317 | 813 | 54 |
| 0080 Kalamazoo City 20 | 2214 | 1573 | 71.05 | 374 | 1128 | 50 |
| 0081 Kalamazoo City 21 | 1336 | 1069 | 80.01 | 244 | 786 | 31 |
| 0082 Kalamazoo City 22 | 2434 | 1307 | 53.70 | 291 | 960 | 37 |
| 0083 Kalamazoo City 23 | 1271 | 676 | 53.19 | 200 | 433 | 34 |
| 0084 Kalamazoo City 24 | 1179 | 730 | 61.92 | 139 | 554 | 19 |
| 0085 Kalamazoo City 25 | 1438 | 1070 | 74.41 | 360 | 663 | 34 |
| 0086 Kalamazoo City 26 | 1757 | 1202 | 68.41 | 349 | 799 | 40 |
| 0087 Kalamazoo City 27 | 1493 | 579 | 38.78 | 62 | 468 | 35 |
| 0088 Parchment City 1 | 1429 | 851 | 59.55 | 374 | 427 | 41 |
| 0089 Portage City 1 | 1631 | 902 | 55.30 | 317 | 514 | 44 |
| 0090 Portage City 2 | 1766 | 759 | 42.98 | 276 | 407 | 55 |
| 0091 Portage City 3 | 1979 | 1242 | 62.76 | 613 | 549 | 54 |
| 0092 Portage City 4 | 1589 | 1116 | 70.23 | 596 | 469 | 36 |
| 0093 Portage City 5 | 1542 | 990 | 64.20 | 478 | 439 | 59 |
| 0094 Portage City 6 | 1878 | 1300 | 69.22 | 664 | 544 | 56 |
| 0095 Portage City 7 | 2787 | 1599 | 57.37 | 551 | 937 | 86 |
| 0096 Portage City 8 | 1842 | 1332 | 72.31 | 608 | 672 | 37 |
| 0097 Portage City 9 | 1466 | 1071 | 73.06 | 476 | 527 | 49 |
| 0098 Portage City 10 | 2110 | 1391 | 65.92 | 711 | 585 | 55 |

| 107 PRECINCTS | REGISTERED VOTERS | BALLOTS CAST | TURNOUT PERCENTAGE | State Senator Margaret E. O'Brien (REP) | Sean McCann (DEM) | Lorence Wenke (LIB) |
|---|---|---|---|---|---|---|
| 0099 Portage City 11 | 2011 | 1372 | 68.22 | 572 | 734 | 45 |
| 0100 Portage City 12 | 2130 | 1537 | 72.16 | 787 | 676 | 42 |
| 0101 Portage City 13 | 2658 | 1772 | 66.67 | 838 | 835 | 66 |
| 0102 Portage City 14 | 1686 | 1168 | 69.28 | 521 | 580 | 48 |
| 0103 Portage City 15 | 1815 | 1126 | 62.04 | 449 | 610 | 53 |
| 0104 Portage City 16 | 2365 | 1509 | 63.81 | 666 | 767 | 54 |
| 0105 Portage City 17 | 1810 | 1298 | 71.71 | 655 | 562 | 62 |
| 0106 Portage City 18 | 1856 | 1295 | 69.77 | 598 | 620 | 56 |
| 0107 Portage City 19 | 1828 | 1144 | 62.58 | 484 | 587 | 53 |
| GRAND TOTALS | 195562 | 116257 | 59.45 | 48195 | 60528 | 5274 |

| 37 PRECINCTS | REGISTERED VOTERS | BALLOTS CAST | TURNOUT PERCENTAGE | Representative in State Legislature 60th District: William Baker (REP) | Jon Hoadley (DEM) |
|---|---|---|---|---|---|
| 0019 Kalamazoo Township | 651 | 228 | 35.02 | 81 | 127 |
| 0020 Kalamazoo Township | 1510 | 706 | 46.75 | 220 | 457 |
| 0021 Kalamazoo Township | 2612 | 1760 | 67.38 | 536 | 1138 |
| 0022 Kalamazoo Township | 906 | 583 | 64.35 | 121 | 447 |
| 0023 Kalamazoo Township | 2141 | 1251 | 58.43 | 282 | 910 |
| 0024 Kalamazoo Township | 1252 | 909 | 72.60 | 241 | 637 |
| 0025 Kalamazoo Township | 640 | 390 | 60.94 | 75 | 293 |
| 0026 Kalamazoo Township | 2283 | 1527 | 66.89 | 556 | 881 |
| 0027 Kalamazoo Township | 1994 | 930 | 46.64 | 240 | 641 |
| 0028 Kalamazoo Township | 1307 | 661 | 50.57 | 170 | 464 |
| 0061 Kalamazoo City 1 | 1797 | 901 | 50.14 | 127 | 738 |
| 0062 Kalamazoo City 2 | 3851 | 1665 | 43.24 | 352 | 1209 |
| 0063 Kalamazoo City 3 | 2099 | 1056 | 50.31 | 108 | 910 |
| 0064 Kalamazoo City 4 | 2030 | 642 | 31.63 | 182 | 407 |
| 0065 Kalamazoo City 5 | 2918 | 1542 | 52.84 | 319 | 1148 |
| 0066 Kalamazoo City 6 | 1776 | 1096 | 61.71 | 279 | 759 |
| 0067 Kalamazoo City 7 | 2592 | 1073 | 41.40 | 116 | 920 |
| 0068 Kalamazoo City 8 | 2161 | 725 | 33.55 | 45 | 643 |
| 0069 Kalamazoo City 9 | 2028 | 808 | 39.84 | 38 | 738 |
| 0070 Kalamazoo City 10 | 2312 | 1235 | 53.42 | 334 | 819 |
| 0071 Kalamazoo City 11 | 1767 | 719 | 40.69 | 70 | 617 |
| 0072 Kalamazoo City 12 | 1922 | 1291 | 67.17 | 326 | 924 |
| 0073 Kalamazoo City 13 | 1573 | 542 | 34.46 | 86 | 426 |
| 0074 Kalamazoo City 14 | 1549 | 593 | 38.28 | 100 | 467 |
| 0075 Kalamazoo City 15 | 2298 | 1016 | 44.21 | 176 | 796 |
| 0076 Kalamazoo City 16 | 1958 | 1257 | 64.20 | 327 | 870 |
| 0077 Kalamazoo City 17 | 1781 | 1065 | 59.80 | 320 | 697 |
| 0078 Kalamazoo City 18 | 1773 | 1034 | 58.32 | 263 | 725 |
| 0079 Kalamazoo City 19 | 2549 | 1213 | 47.59 | 289 | 863 |
| 0080 Kalamazoo City 20 | 2214 | 1573 | 71.05 | 339 | 1181 |
| 0081 Kalamazoo City 21 | 1336 | 1069 | 80.01 | 214 | 827 |
| 0082 Kalamazoo City 22 | 2434 | 1307 | 53.70 | 238 | 1014 |
| 0083 Kalamazoo City 23 | 1271 | 676 | 53.19 | 186 | 462 |
| 0084 Kalamazoo City 24 | 1179 | 730 | 61.92 | 129 | 573 |
| 0085 Kalamazoo City 25 | 1438 | 1070 | 74.41 | 316 | 711 |
| 0086 Kalamazoo City 26 | 1757 | 1202 | 68.41 | 317 | 837 |
| 0087 Kalamazoo City 27 | 1493 | 579 | 38.78 | 63 | 496 |
| GRAND TOTALS | 69152 | 36624 | 52.96 | 8181 | 26772 |

| | | | | Representative in State Legislature 61st District | |
|---|---|---|---|---|---|
| 40 PRECINCTS | REGISTERED VOTERS | BALLOTS CAST | VOTER TURNOUT PERCENTAGE | Brad Bailey (REP) | Gary Albert Howe (DEM) |
| 0030 Oshtemo Township 1 | 1258 | 959 | 76.23 | 582 | 355 |
| 0031 Oshtemo Township 2 | 2447 | 1559 | 63.71 | 811 | 707 |
| 0032 Oshtemo Township 3 | 1516 | 1189 | 78.43 | 495 | 664 |
| 0033 Oshtemo Township 4 | 1829 | 1183 | 64.68 | 479 | 669 |
| 0034 Oshtemo Township 5 | 1992 | 787 | 39.51 | 170 | 588 |
| 0035 Oshtemo Township 6 | 1816 | 996 | 54.85 | 439 | 518 |
| 0036 Oshtemo Township 7 | 1704 | 967 | 56.75 | 410 | 523 |
| 0037 Oshtemo Township 8 | 1215 | 666 | 54.81 | 261 | 378 |
| 0038 Oshtemo Township 9 | 2661 | 1375 | 51.67 | 525 | 807 |
| 0039 Oshtemo Township 10 | 834 | 601 | 72.06 | 299 | 281 |
| 0043 Prairie Ronde Towns | 1828 | 1251 | 68.44 | 818 | 383 |
| 0049 Schoolcraft Townshi | 1721 | 1053 | 61.19 | 598 | 408 |
| 0050 Schoolcraft Townshi | 1127 | 725 | 64.33 | 423 | 275 |
| 0051 Schoolcraft Townshi | 2697 | 1548 | 57.40 | 854 | 640 |
| 0052 Schoolcraft Townshi | 1205 | 810 | 67.22 | 516 | 268 |
| 0053 Texas Township 1 | 2157 | 1437 | 66.62 | 848 | 546 |
| 0054 Texas Township 2 | 1930 | 1313 | 68.03 | 830 | 447 |
| 0055 Texas Township 3 | 1839 | 1057 | 57.48 | 498 | 515 |
| 0056 Texas Township 4 | 2601 | 1663 | 63.94 | 872 | 746 |
| 0057 Texas Township 5 | 2619 | 1722 | 65.75 | 921 | 748 |
| 0058 Texas Township 6 | 2345 | 1625 | 69.30 | 978 | 603 |
| 0089 Portage City 1 | 1631 | 902 | 55.30 | 367 | 496 |
| 0090 Portage City 2 | 1766 | 759 | 42.98 | 288 | 424 |
| 0091 Portage City 3 | 1979 | 1242 | 62.76 | 647 | 538 |
| 0092 Portage City 4 | 1589 | 1116 | 70.23 | 630 | 443 |
| 0093 Portage City 5 | 1542 | 990 | 64.20 | 489 | 466 |
| 0094 Portage City 6 | 1878 | 1300 | 69.22 | 689 | 558 |
| 0095 Portage City 7 | 2787 | 1599 | 57.37 | 596 | 938 |
| 0096 Portage City 8 | 1842 | 1332 | 72.31 | 603 | 687 |
| 0097 Portage City 9 | 1466 | 1071 | 73.06 | 486 | 540 |
| 0098 Portage City 10 | 2110 | 1391 | 65.92 | 777 | 556 |
| 0099 Portage City 11 | 2011 | 1372 | 68.22 | 605 | 728 |
| 0100 Portage City 12 | 2130 | 1537 | 72.16 | 815 | 655 |
| 0101 Portage City 13 | 2658 | 1772 | 66.67 | 866 | 844 |
| 0102 Portage City 14 | 1686 | 1168 | 69.28 | 540 | 589 |
| 0103 Portage City 15 | 1815 | 1126 | 62.04 | 470 | 612 |
| 0104 Portage City 16 | 2365 | 1509 | 63.81 | 697 | 776 |
| 0105 Portage City 17 | 1810 | 1298 | 71.71 | 697 | 571 |
| 0106 Portage City 18 | 1856 | 1295 | 69.77 | 607 | 639 |
| 0107 Portage City 19 | 1828 | 1144 | 62.58 | 506 | 590 |
| GRAND TOTALS | 76090 | 48409 | 63.62 | 24002 | 22719 |

| | | | | Representative in State Legislature 63rd District | | | |
|---|---|---|---|---|---|---|---|
| 22 PRECINCTS | REGISTERED | BALLOTS | TURNOUT PERCENTAGE | Matt Hall (REP) | Jenn Ainfoer (DEM) | Rhonda Walkins (LIB) | Joni Whitenhtor Nay La (GRN) |
| 0003 Brady Township 1 | 1861 | 1143 | 61.42 | 623 | 419 | 32 | 7 |
| 0004 Brady Township 2 | 1458 | 972 | 66.67 | 645 | 257 | 21 | 7 |
| 0005 Charleston Township | 1488 | 939 | 63.10 | 536 | 328 | 27 | 9 |
| 0006 Climax Township 1 | 1763 | 1106 | 62.73 | 675 | 350 | 16 | 12 |
| 0007 Comstock Township 1 | 1833 | 1196 | 65.25 | 645 | 452 | 30 | 15 |
| 0008 Comstock Township 2 | 2130 | 1165 | 54.69 | 489 | 553 | 39 | 24 |
| 0009 Comstock Township 3 | 1935 | 1031 | 53.28 | 504 | 441 | 23 | 15 |
| 0010 Comstock Township 4 | 1454 | 1004 | 69.05 | 532 | 400 | 24 | 10 |
| 0011 Comstock Township 5 | 1497 | 1026 | 68.54 | 469 | 480 | 24 | 4 |
| 0012 Comstock Township 6 | 1278 | 838 | 65.57 | 383 | 393 | 16 | 11 |
| 0013 Comstock Township 7 | 1560 | 776 | 49.74 | 236 | 480 | 17 | 12 |
| 0029 Kalamazoo Township | 2209 | 1057 | 47.85 | 255 | 728 | 25 | 13 |
| 0040 Pavilion Township 1 | 1994 | 1303 | 65.35 | 710 | 479 | 35 | 5 |
| 0041 Pavilion Township 2 | 1078 | 712 | 66.05 | 423 | 234 | 14 | 5 |
| 0042 Pavilion Township 3 | 1663 | 744 | 44.74 | 329 | 348 | 26 | 11 |
| 0044 Richland Township 1 | 2315 | 1590 | 68.68 | 832 | 648 | 26 | 18 |
| 0045 Richland Township 2 | 1597 | 1108 | 69.38 | 583 | 458 | 25 | 8 |
| 0046 Richland Township 3 | 2393 | 1548 | 64.69 | 757 | 687 | 36 | 13 |
| 0047 Ross Township 1 | 2090 | 1404 | 67.18 | 750 | 532 | 34 | 14 |
| 0048 Ross Township 2 | 2065 | 1486 | 71.96 | 836 | 562 | 23 | 7 |
| 0059 Wakeshma Township 1 | 957 | 557 | 58.20 | 349 | 151 | 11 | 9 |
| 0060 Galesburg City 1 | 1426 | 654 | 45.86 | 281 | 302 | 31 | 12 |
| GRAND TOTALS | 38044 | 23359 | 61.40 | 11842 | 9682 | 555 | 241 |

| | REGISTERED VOTERS | BALLOTS CAST | VOTER TURNOUT PERCENTAGE | Representative in State Legislature 66th District | |
|---|---|---|---|---|---|
| | | | | Bergman (REP) | Saeb (DEM) |
| 8 PRECINCTS | | | | | |
| 0001 Alamo Township 1 | 1107 | 755 | 68.20 | 451 | 259 |
| 0002 Alamo Township 2 | 1919 | 1224 | 63.78 | 728 | 439 |
| 0014 Cooper Township 1 | 1062 | 669 | 62.99 | 352 | 296 |
| 0015 Cooper Township 2 | 1277 | 886 | 69.38 | 479 | 369 |
| 0016 Cooper Township 3 | 2531 | 1490 | 58.87 | 733 | 697 |
| 0017 Cooper Township 4 | 2331 | 1663 | 71.34 | 977 | 628 |
| 0018 Cooper Township 5 | 620 | 327 | 52.74 | 127 | 187 |
| 0088 Parchment City 1 | 1429 | 851 | 59.55 | 358 | 450 |
| GRAND TOTALS | 12276 | 7865 | 64.07 | 4205 | 3325 |

| | | | | Member of the State Board of Education (2 TO BE ELECTED (more to follow)) | | | | | | | | |
|---|---|---|---|---|---|---|---|---|---|---|---|---|
| 107 PRECINCTS | REGISTERED | BALLOTS | TURNOUT | Tamra Clinton (REP) | Richard Zeile (REP) | Judith Pritchett (DEM) | Tiffany Tilley (DEM) | Scott Bowen (LIB) | John Trahan (LIB) | Kathleen Kadrie (UST) | Doug Lees (UST) | Sue Hammersley (GRN) |
| 0001 Alamo Township 1 | 1107 | 755 | 68.20 | 382 | 347 | 217 | 200 | 28 | 13 | 5 | 5 | 9 |
| 0002 Alamo Township 2 | 1919 | 1224 | 63.78 | 613 | 561 | 379 | 364 | 37 | 20 | 20 | 11 | 20 |
| 0003 Brady Township 1 | 1861 | 1143 | 61.42 | 562 | 498 | 380 | 336 | 32 | 23 | 21 | 13 | 8 |
| 0004 Brady Township 2 | 1458 | 972 | 66.67 | 580 | 519 | 243 | 216 | 30 | 16 | 15 | 3 | 13 |
| 0005 Charleston Township | 1488 | 939 | 63.10 | 464 | 413 | 295 | 272 | 36 | 27 | 21 | 10 | 14 |
| 0006 Climax Township 1 | 1763 | 1106 | 62.73 | 574 | 515 | 320 | 288 | 35 | 19 | 23 | 12 | 14 |
| 0007 Comstock Township 1 | 1833 | 1196 | 65.25 | 546 | 470 | 403 | 374 | 40 | 39 | 32 | 12 | 12 |
| 0008 Comstock Township 2 | 2130 | 1165 | 54.69 | 403 | 358 | 482 | 451 | 54 | 31 | 32 | 16 | 19 |
| 0009 Comstock Township 3 | 1935 | 1031 | 53.28 | 419 | 374 | 375 | 351 | 31 | 21 | 22 | 17 | 18 |
| 0010 Comstock Township 4 | 1454 | 1004 | 69.05 | 454 | 410 | 379 | 342 | 42 | 33 | 17 | 8 | 9 |
| 0011 Comstock Township 5 | 1497 | 1026 | 68.54 | 393 | 372 | 451 | 425 | 37 | 30 | 16 | 6 | 14 |
| 0012 Comstock Township 6 | 1278 | 838 | 65.57 | 304 | 298 | 353 | 341 | 31 | 23 | 17 | 7 | 12 |
| 0013 Comstock Township 7 | 1560 | 776 | 49.74 | 199 | 186 | 419 | 403 | 31 | 17 | 13 | 8 | 12 |
| 0014 Cooper Township 1 | 1062 | 669 | 62.99 | 300 | 277 | 252 | 231 | 16 | 8 | 12 | 5 | 12 |
| 0015 Cooper Township 2 | 1277 | 886 | 69.38 | 377 | 351 | 319 | 303 | 39 | 33 | 11 | 8 | 19 |
| 0016 Cooper Township 3 | 2531 | 1490 | 58.87 | 584 | 514 | 612 | 560 | 48 | 30 | 32 | 12 | 29 |
| 0017 Cooper Township 4 | 2331 | 1663 | 71.34 | 809 | 752 | 574 | 531 | 44 | 47 | 15 | 12 | 18 |
| 0018 Cooper Township 5 | 620 | 327 | 52.74 | 102 | 90 | 154 | 152 | 11 | 7 | 14 | 2 | 3 |
| 0019 Kalamazoo Township | 651 | 228 | 35.02 | 70 | 49 | 100 | 85 | 5 | 6 | 9 | 3 | 8 |
| 0020 Kalamazoo Township | 1510 | 706 | 46.75 | 179 | 156 | 353 | 333 | 27 | 19 | 22 | 9 | 15 |
| 0021 Kalamazoo Township | 2612 | 1760 | 67.38 | 500 | 455 | 959 | 915 | 58 | 40 | 23 | 9 | 32 |
| 0022 Kalamazoo Township | 906 | 583 | 64.35 | 102 | 92 | 379 | 354 | 18 | 13 | 6 | 2 | 20 |
| 0023 Kalamazoo Township | 2141 | 1251 | 58.43 | 242 | 216 | 757 | 724 | 44 | 26 | 13 | 6 | 41 |
| 0024 Kalamazoo Township | 1252 | 909 | 72.60 | 215 | 192 | 549 | 512 | 22 | 13 | 17 | 4 | 12 |
| 0025 Kalamazoo Township | 640 | 390 | 60.94 | 63 | 61 | 258 | 238 | 10 | 7 | 5 | 3 | 6 |
| 0026 Kalamazoo Township | 2283 | 1527 | 66.89 | 522 | 471 | 736 | 690 | 39 | 30 | 25 | 14 | 19 |
| 0027 Kalamazoo Township | 1994 | 930 | 46.64 | 195 | 166 | 512 | 483 | 31 | 16 | 25 | 8 | 25 |
| 0028 Kalamazoo Township | 1307 | 661 | 50.57 | 143 | 117 | 367 | 359 | 27 | 26 | 11 | 3 | 18 |
| 0029 Kalamazoo Township | 2209 | 1057 | 47.85 | 223 | 189 | 627 | 605 | 25 | 20 | 20 | 9 | 23 |
| 0030 Oshtemo Township 1 | 1258 | 959 | 76.23 | 458 | 435 | 344 | 320 | 25 | 17 | 7 | 8 | 20 |
| 0031 Oshtemo Township 2 | 2447 | 1559 | 63.71 | 586 | 549 | 660 | 630 | 54 | 38 | 26 | 17 | 37 |
| 0032 Oshtemo Township 3 | 1516 | 1189 | 78.43 | 374 | 369 | 625 | 601 | 28 | 24 | 14 | 7 | 11 |
| 0033 Oshtemo Township 4 | 1829 | 1183 | 64.68 | 330 | 301 | 641 | 598 | 38 | 35 | 19 | 9 | 14 |
| 0034 Oshtemo Township 5 | 1992 | 787 | 39.51 | 126 | 118 | 491 | 479 | 23 | 17 | 14 | 6 | 25 |
| 0035 Oshtemo Township 6 | 1816 | 996 | 54.85 | 328 | 301 | 497 | 465 | 29 | 17 | 23 | 5 | 18 |
| 0036 Oshtemo Township 7 | 1704 | 967 | 56.75 | 304 | 284 | 479 | 454 | 27 | 14 | 15 | 4 | 11 |
| 0037 Oshtemo Township 8 | 1215 | 666 | 54.81 | 206 | 162 | 335 | 320 | 34 | 22 | 8 | 2 | 16 |
| 0038 Oshtemo Township 9 | 2661 | 1375 | 51.67 | 417 | 402 | 692 | 670 | 47 | 26 | 24 | 10 | 22 |
| 0039 Oshtemo Township 10 | 834 | 601 | 72.06 | 207 | 201 | 253 | 246 | 30 | 20 | 10 | 2 | 12 |
| 0040 Pavilion Township 1 | 1994 | 1303 | 65.35 | 604 | 553 | 428 | 415 | 50 | 37 | 15 | 13 | 12 |
| 0041 Pavilion Township 2 | 1078 | 712 | 66.05 | 360 | 328 | 197 | 181 | 18 | 9 | 16 | 8 | 15 |
| 0042 Pavilion Township 3 | 1663 | 744 | 44.74 | 287 | 224 | 291 | 289 | 25 | 15 | 24 | 6 | 15 |
| 0043 Prairie Ronde Towns | 1828 | 1251 | 68.44 | 644 | 586 | 376 | 334 | 37 | 26 | 21 | 6 | 14 |
| 0044 Richland Township 1 | 2315 | 1590 | 68.68 | 734 | 661 | 600 | 576 | 59 | 37 | 24 | 8 | 17 |
| 0045 Richland Township 2 | 1597 | 1108 | 69.38 | 508 | 468 | 414 | 383 | 39 | 28 | 19 | 5 | 11 |
| 0046 Richland Township 3 | 2393 | 1548 | 64.69 | 668 | 633 | 621 | 578 | 46 | 29 | 26 | 10 | 23 |
| 0047 Ross Township 1 | 2090 | 1404 | 67.18 | 632 | 584 | 463 | 430 | 43 | 28 | 32 | 12 | 29 |

| | | | | Member of the State Board of Education | | | | | | | | |
|---|---|---|---|---|---|---|---|---|---|---|---|---|
| | | | | 2 TO BE ELECTED (more to follow) | | | | | | | | |
| 107 PRECINCTS | REGISTERED | BALLOTS | TURNOUT PERCENTAGE | Tamra Conine (REP) | Richard Zeile (REP) | Judith Pritchett (DEM) | Tiffany Tilley (DEM) | Scott Bostwick (LIB) | Joshua Tarner (LIB) | Kamilah Adams (UST) | Douglas Luevano (UST) | Shawn Wells (GRN) |
| 0048 Ross Township 2 | 2065 | 1486 | 71.96 | 757 | 694 | 514 | 486 | 40 | 28 | 15 | 7 | 17 |
| 0049 Schoolcraft Townshi | 1721 | 1053 | 61.19 | 469 | 412 | 379 | 370 | 29 | 23 | 25 | 11 | 6 |
| 0050 Schoolcraft Townshi | 1127 | 725 | 64.33 | 309 | 279 | 263 | 225 | 27 | 19 | 9 | 11 | 16 |
| 0051 Schoolcraft Townshi | 2697 | 1548 | 57.40 | 668 | 605 | 605 | 561 | 48 | 37 | 25 | 9 | 23 |
| 0052 Schoolcraft Townshi | 1205 | 810 | 67.22 | 406 | 366 | 248 | 234 | 23 | 11 | 13 | 8 | 5 |
| 0053 Texas Township 1 | 2157 | 1437 | 66.62 | 706 | 638 | 509 | 468 | 56 | 34 | 21 | 12 | 13 |
| 0054 Texas Township 2 | 1930 | 1313 | 68.03 | 672 | 633 | 439 | 401 | 23 | 21 | 14 | 16 | 13 |
| 0055 Texas Township 3 | 1839 | 1057 | 57.48 | 389 | 353 | 502 | 479 | 37 | 26 | 11 | 5 | 12 |
| 0056 Texas Township 4 | 2601 | 1663 | 63.94 | 711 | 679 | 730 | 665 | 55 | 37 | 15 | 7 | 10 |
| 0057 Texas Township 5 | 2619 | 1722 | 65.75 | 739 | 696 | 743 | 694 | 57 | 36 | 16 | 16 | 20 |
| 0058 Texas Township 6 | 2345 | 1625 | 69.30 | 776 | 716 | 588 | 571 | 46 | 33 | 16 | 2 | 25 |
| 0059 Wakeshma Township 1 | 957 | 557 | 58.20 | 285 | 235 | 125 | 116 | 13 | 16 | 16 | 8 | 5 |
| 0060 Galesburg City 1 | 1426 | 654 | 45.86 | 242 | 208 | 251 | 238 | 22 | 17 | 18 | 11 | 13 |
| 0061 Kalamazoo City 1 | 1797 | 901 | 50.14 | 100 | 107 | 622 | 612 | 44 | 23 | 13 | 4 | 38 |
| 0062 Kalamazoo City 2 | 3851 | 1665 | 43.24 | 291 | 263 | 1037 | 987 | 58 | 41 | 26 | 13 | 45 |
| 0063 Kalamazoo City 3 | 2099 | 1056 | 50.31 | 81 | 76 | 753 | 736 | 55 | 36 | 10 | 4 | 59 |
| 0064 Kalamazoo City 4 | 2030 | 642 | 31.63 | 151 | 126 | 336 | 318 | 29 | 23 | 5 | 7 | 15 |
| 0065 Kalamazoo City 5 | 2918 | 1542 | 52.84 | 261 | 247 | 987 | 930 | 67 | 43 | 23 | 8 | 43 |
| 0066 Kalamazoo City 6 | 1776 | 1096 | 61.71 | 264 | 244 | 621 | 589 | 32 | 22 | 10 | 10 | 17 |
| 0067 Kalamazoo City 7 | 2592 | 1073 | 41.40 | 93 | 90 | 789 | 776 | 23 | 14 | 13 | 3 | 44 |
| 0068 Kalamazoo City 8 | 2161 | 725 | 33.55 | 35 | 23 | 511 | 508 | 24 | 12 | 13 | 6 | 16 |
| 0069 Kalamazoo City 9 | 2028 | 808 | 39.84 | 25 | 20 | 584 | 600 | 12 | 8 | 5 | 1 | 14 |
| 0070 Kalamazoo City 10 | 2312 | 1235 | 53.42 | 290 | 241 | 646 | 605 | 46 | 32 | 24 | 7 | 37 |
| 0071 Kalamazoo City 11 | 1767 | 719 | 40.69 | 55 | 38 | 494 | 493 | 11 | 9 | 11 | 5 | 20 |
| 0072 Kalamazoo City 12 | 1922 | 1291 | 67.17 | 316 | 274 | 777 | 745 | 41 | 36 | 13 | 8 | 25 |
| 0073 Kalamazoo City 13 | 1573 | 542 | 34.46 | 68 | 53 | 326 | 314 | 15 | 17 | 18 | 8 | 15 |
| 0074 Kalamazoo City 14 | 1549 | 593 | 38.28 | 71 | 65 | 384 | 383 | 25 | 20 | 17 | 5 | 19 |
| 0075 Kalamazoo City 15 | 2298 | 1016 | 44.21 | 140 | 129 | 651 | 613 | 36 | 23 | 24 | 8 | 25 |
| 0076 Kalamazoo City 16 | 1958 | 1257 | 64.20 | 286 | 255 | 732 | 694 | 49 | 33 | 16 | 4 | 34 |
| 0077 Kalamazoo City 17 | 1781 | 1065 | 59.80 | 272 | 251 | 579 | 557 | 42 | 24 | 16 | 8 | 26 |
| 0078 Kalamazoo City 18 | 1773 | 1034 | 58.32 | 226 | 202 | 607 | 575 | 39 | 25 | 20 | 6 | 26 |
| 0079 Kalamazoo City 19 | 2549 | 1213 | 47.59 | 248 | 232 | 713 | 676 | 58 | 30 | 21 | 11 | 30 |
| 0080 Kalamazoo City 20 | 2214 | 1573 | 71.05 | 316 | 295 | 1032 | 993 | 47 | 35 | 13 | 7 | 39 |
| 0081 Kalamazoo City 21 | 1336 | 1069 | 80.01 | 204 | 211 | 731 | 702 | 23 | 17 | 4 | 4 | 25 |
| 0082 Kalamazoo City 22 | 2434 | 1307 | 53.70 | 235 | 223 | 848 | 814 | 33 | 25 | 22 | 5 | 37 |
| 0083 Kalamazoo City 23 | 1271 | 676 | 53.19 | 164 | 148 | 373 | 367 | 27 | 14 | 15 | 8 | 24 |
| 0084 Kalamazoo City 24 | 1179 | 730 | 61.92 | 117 | 102 | 482 | 469 | 22 | 17 | 10 | 0 | 24 |
| 0085 Kalamazoo City 25 | 1438 | 1070 | 74.41 | 310 | 289 | 595 | 584 | 25 | 20 | 7 | 6 | 22 |
| 0086 Kalamazoo City 26 | 1757 | 1202 | 68.41 | 288 | 276 | 732 | 708 | 37 | 26 | 8 | 2 | 21 |
| 0087 Kalamazoo City 27 | 1493 | 579 | 38.78 | 51 | 43 | 417 | 414 | 31 | 24 | 7 | 5 | 18 |
| 0088 Parchment City 1 | 1429 | 851 | 59.55 | 282 | 284 | 395 | 353 | 26 | 20 | 12 | 6 | 18 |
| 0089 Portage City 1 | 1631 | 902 | 55.30 | 259 | 231 | 476 | 429 | 31 | 22 | 18 | 7 | 24 |
| 0090 Portage City 2 | 1766 | 759 | 42.98 | 203 | 180 | 343 | 327 | 32 | 23 | 26 | 5 | 25 |
| 0091 Portage City 3 | 1979 | 1242 | 62.76 | 480 | 438 | 505 | 477 | 32 | 33 | 20 | 12 | 18 |
| 0092 Portage City 4 | 1589 | 1116 | 70.23 | 503 | 448 | 434 | 409 | 28 | 17 | 10 | 9 | 16 |
| 0093 Portage City 5 | 1542 | 990 | 64.20 | 362 | 312 | 424 | 385 | 49 | 35 | 15 | 9 | 14 |
| 0094 Portage City 6 | 1878 | 1300 | 69.22 | 535 | 467 | 519 | 485 | 58 | 33 | 14 | 5 | 17 |

| | | | | Member of the State Board of Education<br>2 TO BE ELECTED (more to follow) | | | | | | | | |
|---|---|---|---|---|---|---|---|---|---|---|---|---|
| 107 PRECINCTS | REGISTERED | BALLOTS | TURNOUT AGE | Tamra Condon (REP) | Richael Zeigler (REP) | Judith Pritchett (DEM) | Tiffany Weaver (DEM) | Scott Bostwick (LIB) | John Tatar (LIB) | Kara Adams (UST) | Douglas Vuleta (UST) | Shelley Wawrzyniak (GRN) |
| 0095 Portage City 7 | 2787 | 1599 | 57.37 | 421 | 368 | 863 | 815 | 59 | 44 | 31 | 13 | 34 |
| 0096 Portage City 8 | 1842 | 1332 | 72.31 | 525 | 470 | 640 | 588 | 31 | 13 | 12 | 4 | 22 |
| 0097 Portage City 9 | 1466 | 1071 | 73.06 | 390 | 358 | 501 | 488 | 37 | 25 | 17 | 4 | 19 |
| 0098 Portage City 10 | 2110 | 1391 | 65.92 | 575 | 519 | 549 | 521 | 59 | 38 | 16 | 8 | 11 |
| 0099 Portage City 11 | 2011 | 1372 | 68.22 | 485 | 441 | 682 | 641 | 31 | 30 | 12 | 8 | 13 |
| 0100 Portage City 12 | 2130 | 1537 | 72.16 | 593 | 572 | 673 | 591 | 44 | 24 | 14 | 7 | 25 |
| 0101 Portage City 13 | 2658 | 1772 | 66.67 | 670 | 609 | 794 | 736 | 75 | 49 | 27 | 11 | 27 |
| 0102 Portage City 14 | 1686 | 1168 | 69.28 | 433 | 385 | 536 | 493 | 43 | 32 | 9 | 6 | 12 |
| 0103 Portage City 15 | 1815 | 1126 | 62.04 | 381 | 333 | 565 | 535 | 35 | 22 | 22 | 9 | 22 |
| 0104 Portage City 16 | 2365 | 1509 | 63.81 | 548 | 512 | 717 | 662 | 49 | 30 | 21 | 16 | 21 |
| 0105 Portage City 17 | 1810 | 1298 | 71.71 | 535 | 474 | 559 | 495 | 43 | 25 | 20 | 7 | 19 |
| 0106 Portage City 18 | 1856 | 1295 | 69.77 | 472 | 453 | 625 | 572 | 45 | 35 | 12 | 5 | 22 |
| 0107 Portage City 19 | 1828 | 1144 | 62.58 | 379 | 341 | 534 | 520 | 39 | 23 | 11 | 7 | 25 |
| GRAND TOTALS | 195562 | 116257 | 59.45 | 39410 | 35860 | 55200 | 52199 | 3853 | 2652 | 1788 | 819 | 2136 |

| 107 PRECINCTS | REGISTERED VOTERS | BALLOTS CAST | TURNOUT PERCENTAGE | Member of the State Board of Education 2 TO BE ELECTED (continuation) Mahaney (WCP) | Lisa Ramsmeier (WCP) |
|---|---|---|---|---|---|
| 0001 Alamo Township 1 | 1107 | 755 | 68.20 | 22 | 25 |
| 0002 Alamo Township 2 | 1919 | 1224 | 63.78 | 31 | 26 |
| 0003 Brady Township 1 | 1861 | 1143 | 61.42 | 32 | 30 |
| 0004 Brady Township 2 | 1458 | 972 | 66.67 | 24 | 17 |
| 0005 Charleston Township | 1488 | 939 | 63.10 | 28 | 18 |
| 0006 Climax Township 1 | 1763 | 1106 | 62.73 | 28 | 28 |
| 0007 Comstock Township 1 | 1833 | 1196 | 65.25 | 56 | 38 |
| 0008 Comstock Township 2 | 2130 | 1165 | 54.69 | 48 | 41 |
| 0009 Comstock Township 3 | 1935 | 1031 | 53.28 | 50 | 33 |
| 0010 Comstock Township 4 | 1454 | 1004 | 69.05 | 25 | 14 |
| 0011 Comstock Township 5 | 1497 | 1026 | 68.54 | 25 | 20 |
| 0012 Comstock Township 6 | 1278 | 838 | 65.57 | 38 | 27 |
| 0013 Comstock Township 7 | 1560 | 776 | 49.74 | 24 | 16 |
| 0014 Cooper Township 1 | 1062 | 669 | 62.99 | 27 | 16 |
| 0015 Cooper Township 2 | 1277 | 886 | 69.38 | 45 | 31 |
| 0016 Cooper Township 3 | 2531 | 1490 | 58.87 | 84 | 52 |
| 0017 Cooper Township 4 | 2331 | 1663 | 71.34 | 39 | 40 |
| 0018 Cooper Township 5 | 620 | 327 | 52.74 | 18 | 8 |
| 0019 Kalamazoo Township | 651 | 228 | 35.02 | 19 | 17 |
| 0020 Kalamazoo Township | 1510 | 706 | 46.75 | 42 | 27 |
| 0021 Kalamazoo Township | 2612 | 1760 | 67.38 | 47 | 33 |
| 0022 Kalamazoo Township | 906 | 583 | 64.35 | 26 | 12 |
| 0023 Kalamazoo Township | 2141 | 1251 | 58.43 | 44 | 26 |
| 0024 Kalamazoo Township | 1252 | 909 | 72.60 | 26 | 21 |
| 0025 Kalamazoo Township | 640 | 390 | 60.94 | 11 | 8 |
| 0026 Kalamazoo Township | 2283 | 1527 | 66.89 | 47 | 31 |
| 0027 Kalamazoo Township | 1994 | 930 | 46.64 | 52 | 37 |
| 0028 Kalamazoo Township | 1307 | 661 | 50.57 | 42 | 26 |
| 0029 Kalamazoo Township | 2209 | 1057 | 47.85 | 41 | 23 |
| 0030 Oshtemo Township 1 | 1258 | 959 | 76.23 | 15 | 12 |
| 0031 Oshtemo Township 2 | 2447 | 1559 | 63.71 | 53 | 29 |
| 0032 Oshtemo Township 3 | 1516 | 1189 | 78.43 | 21 | 9 |
| 0033 Oshtemo Township 4 | 1829 | 1183 | 64.68 | 27 | 18 |
| 0034 Oshtemo Township 5 | 1992 | 787 | 39.51 | 26 | 15 |
| 0035 Oshtemo Township 6 | 1816 | 996 | 54.85 | 30 | 18 |
| 0036 Oshtemo Township 7 | 1704 | 967 | 56.75 | 31 | 27 |
| 0037 Oshtemo Township 8 | 1215 | 666 | 54.81 | 23 | 10 |
| 0038 Oshtemo Township 9 | 2661 | 1375 | 51.67 | 38 | 28 |
| 0039 Oshtemo Township 10 | 834 | 601 | 72.06 | 17 | 10 |
| 0040 Pavilion Township 1 | 1994 | 1303 | 65.35 | 27 | 25 |
| 0041 Pavilion Township 2 | 1078 | 712 | 66.05 | 26 | 14 |
| 0042 Pavilion Township 3 | 1663 | 744 | 44.74 | 40 | 34 |
| 0043 Prairie Ronde Towns | 1828 | 1251 | 68.44 | 39 | 20 |
| 0044 Richland Township 1 | 2315 | 1590 | 68.68 | 43 | 24 |
| 0045 Richland Township 2 | 1597 | 1108 | 69.38 | 30 | 28 |
| 0046 Richland Township 3 | 2393 | 1548 | 64.69 | 37 | 39 |
| 0047 Ross Township 1 | 2090 | 1404 | 67.18 | 50 | 33 |
| 0048 Ross Township 2 | 2065 | 1486 | 71.96 | 24 | 16 |
| 0049 Schoolcraft Townshi | 1721 | 1053 | 61.19 | 42 | 28 |
| 0050 Schoolcraft Townshi | 1127 | 725 | 64.33 | 39 | 23 |

| 107 PRECINCTS | REGISTERED | BALLOTS | TURNOUT | Member of the State Board of Education 2 TO BE ELECTED (continuation) Mahaney (WCP) | Mahaney (WCP) |
|---|---|---|---|---|---|
| 0051 Schoolcraft Townshi | 2697 | 1548 | 57.40 | 57 | 43 |
| 0052 Schoolcraft Townshi | 1205 | 810 | 67.22 | 27 | 23 |
| 0053 Texas Township 1 | 2157 | 1437 | 66.62 | 26 | 15 |
| 0054 Texas Township 2 | 1930 | 1313 | 68.03 | 26 | 18 |
| 0055 Texas Township 3 | 1839 | 1057 | 57.48 | 32 | 20 |
| 0056 Texas Township 4 | 2601 | 1663 | 63.94 | 24 | 16 |
| 0057 Texas Township 5 | 2619 | 1722 | 65.75 | 18 | 15 |
| 0058 Texas Township 6 | 2345 | 1625 | 69.30 | 19 | 20 |
| 0059 Wakeshma Township 1 | 957 | 557 | 58.20 | 30 | 20 |
| 0060 Galesburg City 1 | 1426 | 654 | 45.86 | 40 | 39 |
| 0061 Kalamazoo City 1 | 1797 | 901 | 50.14 | 30 | 21 |
| 0062 Kalamazoo City 2 | 3851 | 1665 | 43.24 | 57 | 17 |
| 0063 Kalamazoo City 3 | 2099 | 1056 | 50.31 | 37 | 33 |
| 0064 Kalamazoo City 4 | 2030 | 642 | 31.63 | 19 | 18 |
| 0065 Kalamazoo City 5 | 2918 | 1542 | 52.84 | 39 | 26 |
| 0066 Kalamazoo City 6 | 1776 | 1096 | 61.71 | 29 | 19 |
| 0067 Kalamazoo City 7 | 2592 | 1073 | 41.40 | 43 | 23 |
| 0068 Kalamazoo City 8 | 2161 | 725 | 33.55 | 30 | 13 |
| 0069 Kalamazoo City 9 | 2028 | 808 | 39.84 | 30 | 21 |
| 0070 Kalamazoo City 10 | 2312 | 1235 | 53.42 | 62 | 43 |
| 0071 Kalamazoo City 11 | 1767 | 719 | 40.69 | 31 | 21 |
| 0072 Kalamazoo City 12 | 1922 | 1291 | 67.17 | 53 | 31 |
| 0073 Kalamazoo City 13 | 1573 | 542 | 34.46 | 21 | 23 |
| 0074 Kalamazoo City 14 | 1549 | 593 | 38.28 | 30 | 19 |
| 0075 Kalamazoo City 15 | 2298 | 1016 | 44.21 | 57 | 41 |
| 0076 Kalamazoo City 16 | 1958 | 1257 | 64.20 | 44 | 23 |
| 0077 Kalamazoo City 17 | 1781 | 1065 | 59.80 | 48 | 25 |
| 0078 Kalamazoo City 18 | 1773 | 1034 | 58.32 | 43 | 33 |
| 0079 Kalamazoo City 19 | 2549 | 1213 | 47.59 | 45 | 28 |
| 0080 Kalamazoo City 20 | 2214 | 1573 | 71.05 | 41 | 20 |
| 0081 Kalamazoo City 21 | 1336 | 1069 | 80.01 | 22 | 5 |
| 0082 Kalamazoo City 22 | 2434 | 1307 | 53.70 | 45 | 21 |
| 0083 Kalamazoo City 23 | 1271 | 676 | 53.19 | 27 | 12 |
| 0084 Kalamazoo City 24 | 1179 | 730 | 61.92 | 34 | 16 |
| 0085 Kalamazoo City 25 | 1438 | 1070 | 74.41 | 26 | 14 |
| 0086 Kalamazoo City 26 | 1757 | 1202 | 68.41 | 26 | 13 |
| 0087 Kalamazoo City 27 | 1493 | 579 | 38.78 | 15 | 11 |
| 0088 Parchment City 1 | 1429 | 851 | 59.55 | 24 | 21 |
| 0089 Portage City 1 | 1631 | 902 | 55.30 | 46 | 23 |
| 0090 Portage City 2 | 1766 | 759 | 42.98 | 57 | 36 |
| 0091 Portage City 3 | 1979 | 1242 | 62.76 | 34 | 35 |
| 0092 Portage City 4 | 1589 | 1116 | 70.23 | 24 | 20 |
| 0093 Portage City 5 | 1542 | 990 | 64.20 | 47 | 33 |
| 0094 Portage City 6 | 1878 | 1300 | 69.22 | 34 | 19 |
| 0095 Portage City 7 | 2787 | 1599 | 57.37 | 58 | 49 |
| 0096 Portage City 8 | 1842 | 1332 | 72.31 | 31 | 18 |
| 0097 Portage City 9 | 1466 | 1071 | 73.06 | 33 | 20 |
| 0098 Portage City 10 | 2110 | 1391 | 65.92 | 34 | 21 |
| 0099 Portage City 11 | 2011 | 1372 | 68.22 | 34 | 21 |
| 0100 Portage City 12 | 2130 | 1537 | 72.16 | 35 | 25 |

Member of the State Board of Education
2 TO BE ELECTED (continuation)

| 107 PRECINCTS | REGISTERED VOTERS | BALLOTS CAST | TURNOUT PERCENTAGE | Mary Anne Herring (WCP) | Logan R. Smith (WCP) |
|---|---|---|---|---|---|
| 0101 Portage City 13 | 2658 | 1772 | 66.67 | 43 | 27 |
| 0102 Portage City 14 | 1686 | 1168 | 69.28 | 31 | 13 |
| 0103 Portage City 15 | 1815 | 1126 | 62.04 | 35 | 19 |
| 0104 Portage City 16 | 2365 | 1509 | 63.81 | 45 | 21 |
| 0105 Portage City 17 | 1810 | 1298 | 71.71 | 36 | 17 |
| 0106 Portage City 18 | 1856 | 1295 | 69.77 | 29 | 17 |
| 0107 Portage City 19 | 1828 | 1144 | 62.58 | 26 | 28 |
| GRAND TOTALS | 195562 | 116257 | 59.45 | 3738 | 2503 |

| | | | | Regent of the University of Michigan | | | | | | | | |
|---|---|---|---|---|---|---|---|---|---|---|---|---|
| | | | | 2 TO BE ELECTED (more to follow) | | | | | | | | |
| 107 PRECINCTS | REGISTERED | BALLOTS | TURNOUT PERCENTAGE | Andrew Richner (REP) | Andrea Fischer (REP) | Jacquelyn Morse (DEM) | Paul Brown (DEM) | Jeffrey Hank Sondee (LIB) | Jonathan Jacob Wright (LIB) | James Stanley Hudler (UST) | Cynthia Vivacqua Kallenbach (UST) | Kayvan Grant Sabeti (GRN) |
| 0001 Alamo Township 1 | 1107 | 755 | 68.20 | 370 | 347 | 214 | 204 | 19 | 18 | 11 | 12 | 9 |
| 0002 Alamo Township 2 | 1919 | 1224 | 63.78 | 594 | 555 | 361 | 355 | 31 | 27 | 23 | 26 | 18 |
| 0003 Brady Township 1 | 1861 | 1143 | 61.42 | 539 | 502 | 350 | 333 | 24 | 23 | 21 | 32 | 15 |
| 0004 Brady Township 2 | 1458 | 972 | 66.67 | 559 | 518 | 230 | 200 | 18 | 17 | 12 | 19 | 16 |
| 0005 Charleston Township | 1488 | 939 | 63.10 | 448 | 408 | 266 | 253 | 24 | 23 | 17 | 26 | 19 |
| 0006 Climax Township 1 | 1763 | 1106 | 62.73 | 559 | 532 | 302 | 284 | 20 | 27 | 14 | 30 | 10 |
| 0007 Comstock Township 1 | 1833 | 1196 | 65.25 | 535 | 482 | 394 | 360 | 33 | 36 | 30 | 41 | 24 |
| 0008 Comstock Township 2 | 2130 | 1165 | 54.69 | 414 | 379 | 463 | 452 | 37 | 36 | 15 | 41 | 31 |
| 0009 Comstock Township 3 | 1935 | 1031 | 53.28 | 409 | 381 | 362 | 347 | 25 | 26 | 21 | 32 | 19 |
| 0010 Comstock Township 4 | 1454 | 1004 | 69.05 | 446 | 410 | 352 | 324 | 32 | 35 | 14 | 22 | 16 |
| 0011 Comstock Township 5 | 1497 | 1026 | 68.54 | 397 | 361 | 431 | 412 | 24 | 22 | 11 | 29 | 7 |
| 0012 Comstock Township 6 | 1278 | 838 | 65.57 | 306 | 295 | 342 | 343 | 26 | 26 | 18 | 20 | 17 |
| 0013 Comstock Township 7 | 1560 | 776 | 49.74 | 211 | 180 | 415 | 387 | 24 | 23 | 9 | 19 | 14 |
| 0014 Cooper Township 1 | 1062 | 669 | 62.99 | 298 | 280 | 229 | 232 | 12 | 11 | 18 | 14 | 13 |
| 0015 Cooper Township 2 | 1277 | 886 | 69.38 | 376 | 341 | 302 | 294 | 43 | 35 | 16 | 25 | 18 |
| 0016 Cooper Township 3 | 2531 | 1490 | 58.87 | 558 | 521 | 601 | 568 | 31 | 32 | 36 | 53 | 20 |
| 0017 Cooper Township 4 | 2331 | 1663 | 71.34 | 796 | 729 | 531 | 492 | 41 | 42 | 17 | 29 | 20 |
| 0018 Cooper Township 5 | 620 | 327 | 52.74 | 103 | 88 | 169 | 152 | 6 | 5 | 3 | 8 | 5 |
| 0019 Kalamazoo Township | 651 | 228 | 35.02 | 66 | 56 | 88 | 82 | 7 | 5 | 8 | 18 | 9 |
| 0020 Kalamazoo Township | 1510 | 706 | 46.75 | 182 | 160 | 342 | 334 | 19 | 23 | 23 | 32 | 14 |
| 0021 Kalamazoo Township | 2612 | 1760 | 67.38 | 482 | 457 | 914 | 884 | 37 | 43 | 16 | 35 | 34 |
| 0022 Kalamazoo Township | 906 | 583 | 64.35 | 96 | 85 | 353 | 343 | 17 | 12 | 9 | 12 | 23 |
| 0023 Kalamazoo Township | 2141 | 1251 | 58.43 | 237 | 217 | 746 | 703 | 29 | 25 | 11 | 17 | 36 |
| 0024 Kalamazoo Township | 1252 | 909 | 72.60 | 212 | 193 | 509 | 501 | 12 | 12 | 9 | 15 | 20 |
| 0025 Kalamazoo Township | 640 | 390 | 60.94 | 67 | 62 | 247 | 237 | 9 | 7 | 4 | 4 | 8 |
| 0026 Kalamazoo Township | 2283 | 1527 | 66.89 | 491 | 456 | 705 | 671 | 31 | 35 | 28 | 27 | 26 |
| 0027 Kalamazoo Township | 1994 | 930 | 46.64 | 190 | 166 | 513 | 497 | 26 | 26 | 15 | 28 | 19 |
| 0028 Kalamazoo Township | 1307 | 661 | 50.57 | 152 | 129 | 370 | 344 | 24 | 23 | 17 | 20 | 17 |
| 0029 Kalamazoo Township | 2209 | 1057 | 47.85 | 217 | 204 | 621 | 577 | 26 | 23 | 11 | 27 | 22 |
| 0030 Oshtemo Township 1 | 1258 | 959 | 76.23 | 445 | 417 | 312 | 300 | 22 | 19 | 12 | 15 | 21 |
| 0031 Oshtemo Township 2 | 2447 | 1559 | 63.71 | 596 | 539 | 611 | 575 | 43 | 40 | 28 | 44 | 37 |
| 0032 Oshtemo Township 3 | 1516 | 1189 | 78.43 | 398 | 366 | 585 | 574 | 22 | 21 | 10 | 17 | 15 |
| 0033 Oshtemo Township 4 | 1829 | 1183 | 64.68 | 332 | 306 | 598 | 584 | 27 | 21 | 15 | 27 | 17 |
| 0034 Oshtemo Township 5 | 1992 | 787 | 39.51 | 130 | 119 | 480 | 483 | 18 | 20 | 9 | 14 | 27 |
| 0035 Oshtemo Township 6 | 1816 | 996 | 54.85 | 328 | 288 | 479 | 462 | 18 | 18 | 18 | 20 | 22 |
| 0036 Oshtemo Township 7 | 1704 | 967 | 56.75 | 304 | 274 | 467 | 430 | 21 | 20 | 12 | 17 | 12 |
| 0037 Oshtemo Township 8 | 1215 | 666 | 54.81 | 207 | 171 | 331 | 317 | 24 | 22 | 6 | 17 | 12 |
| 0038 Oshtemo Township 9 | 2661 | 1375 | 51.67 | 416 | 399 | 693 | 644 | 32 | 35 | 11 | 26 | 19 |
| 0039 Oshtemo Township 10 | 834 | 601 | 72.06 | 203 | 198 | 240 | 230 | 18 | 26 | 10 | 13 | 10 |
| 0040 Pavilion Township 1 | 1994 | 1303 | 65.35 | 606 | 539 | 403 | 387 | 31 | 30 | 20 | 35 | 15 |
| 0041 Pavilion Township 2 | 1078 | 712 | 66.05 | 341 | 332 | 182 | 190 | 11 | 13 | 13 | 23 | 11 |
| 0042 Pavilion Township 3 | 1663 | 744 | 44.74 | 271 | 236 | 290 | 274 | 23 | 23 | 23 | 31 | 19 |
| 0043 Prairie Ronde Towns | 1828 | 1251 | 68.44 | 614 | 598 | 314 | 305 | 28 | 31 | 18 | 34 | 23 |
| 0044 Richland Township 1 | 2315 | 1590 | 68.68 | 716 | 660 | 564 | 548 | 55 | 52 | 25 | 26 | 28 |
| 0045 Richland Township 2 | 1597 | 1108 | 69.38 | 514 | 463 | 383 | 383 | 30 | 31 | 15 | 23 | 11 |
| 0046 Richland Township 3 | 2393 | 1548 | 64.69 | 662 | 616 | 574 | 565 | 35 | 39 | 23 | 33 | 21 |
| 0047 Ross Township 1 | 2090 | 1404 | 67.18 | 650 | 570 | 422 | 407 | 36 | 33 | 35 | 49 | 32 |
| 0048 Ross Township 2 | 2065 | 1486 | 71.96 | 742 | 703 | 458 | 447 | 26 | 34 | 8 | 27 | 24 |
| 0049 Schoolcraft Townshi | 1721 | 1053 | 61.19 | 465 | 417 | 365 | 347 | 24 | 25 | 16 | 28 | 18 |

| | | | | Regent of the University of Michigan | | | | | | | | |
|---|---|---|---|---|---|---|---|---|---|---|---|---|
| | | | | 2 TO BE ELECTED (more to follow) | | | | | | | | |
| 107 PRECINCTS | REGISTERED VOTERS | BALLOTS CAST | TURNOUT PERCENTAGE | Andrew Richard Mark Newman (REP) | Jack Edward Dearn (DEM) | Paul Wong (DEM) | Jeffrey Lee Mandell (LIB) | Joseph Jacob Robb (LIB) | Shauna Ann Higgins (UST) | Cynthia Sue Kallenbach (UST) | Kevin Gene Graves (GRN) |
| 0050 Schoolcraft Townshi | 1127 | 725 | 64.33 | 295 | 285 | 231 | 231 | 21 | 21 | 18 | 26 | 13 |
| 0051 Schoolcraft Townshi | 2697 | 1548 | 57.40 | 675 | 615 | 562 | 544 | 36 | 38 | 27 | 40 | 20 |
| 0052 Schoolcraft Townshi | 1205 | 810 | 67.22 | 391 | 362 | 224 | 217 | 14 | 19 | 10 | 26 | 9 |
| 0053 Texas Township 1 | 2157 | 1437 | 66.62 | 670 | 640 | 478 | 459 | 46 | 34 | 18 | 24 | 19 |
| 0054 Texas Township 2 | 1930 | 1313 | 68.03 | 675 | 605 | 388 | 373 | 22 | 23 | 12 | 19 | 21 |
| 0055 Texas Township 3 | 1839 | 1057 | 57.48 | 372 | 353 | 489 | 468 | 24 | 25 | 15 | 18 | 20 |
| 0056 Texas Township 4 | 2601 | 1663 | 63.94 | 698 | 655 | 667 | 636 | 43 | 43 | 14 | 19 | 23 |
| 0057 Texas Township 5 | 2619 | 1722 | 65.75 | 733 | 693 | 685 | 666 | 31 | 36 | 15 | 25 | 17 |
| 0058 Texas Township 6 | 2345 | 1625 | 69.30 | 770 | 705 | 534 | 540 | 35 | 32 | 12 | 22 | 18 |
| 0059 Wakeshma Township 1 | 957 | 557 | 58.20 | 281 | 243 | 113 | 104 | 15 | 12 | 14 | 29 | 11 |
| 0060 Galesburg City 1 | 1426 | 654 | 45.86 | 245 | 225 | 238 | 228 | 20 | 18 | 21 | 30 | 19 |
| 0061 Kalamazoo City 1 | 1797 | 901 | 50.14 | 123 | 114 | 594 | 581 | 30 | 24 | 11 | 18 | 41 |
| 0062 Kalamazoo City 2 | 3851 | 1665 | 43.24 | 286 | 264 | 1026 | 953 | 38 | 41 | 20 | 11 | 37 |
| 0063 Kalamazoo City 3 | 2099 | 1056 | 50.31 | 86 | 80 | 743 | 688 | 42 | 35 | 11 | 30 | 52 |
| 0064 Kalamazoo City 4 | 2030 | 642 | 31.63 | 145 | 136 | 329 | 295 | 24 | 17 | 11 | 9 | 16 |
| 0065 Kalamazoo City 5 | 2918 | 1542 | 52.84 | 280 | 239 | 949 | 910 | 44 | 43 | 16 | 28 | 47 |
| 0066 Kalamazoo City 6 | 1776 | 1096 | 61.71 | 277 | 245 | 603 | 592 | 19 | 14 | 6 | 15 | 16 |
| 0067 Kalamazoo City 7 | 2592 | 1073 | 41.40 | 95 | 85 | 783 | 763 | 17 | 15 | 10 | 14 | 51 |
| 0068 Kalamazoo City 8 | 2161 | 725 | 33.55 | 39 | 34 | 528 | 493 | 13 | 19 | 14 | 21 | 12 |
| 0069 Kalamazoo City 9 | 2028 | 808 | 39.84 | 26 | 30 | 599 | 592 | 4 | 9 | 2 | 13 | 16 |
| 0070 Kalamazoo City 10 | 2312 | 1235 | 53.42 | 280 | 256 | 628 | 593 | 27 | 28 | 23 | 41 | 32 |
| 0071 Kalamazoo City 11 | 1767 | 719 | 40.69 | 47 | 39 | 506 | 476 | 10 | 14 | 16 | 22 | 17 |
| 0072 Kalamazoo City 12 | 1922 | 1291 | 67.17 | 326 | 267 | 748 | 720 | 30 | 27 | 13 | 28 | 31 |
| 0073 Kalamazoo City 13 | 1573 | 542 | 34.46 | 70 | 56 | 323 | 301 | 12 | 13 | 15 | 22 | 13 |
| 0074 Kalamazoo City 14 | 1549 | 593 | 38.28 | 77 | 69 | 384 | 366 | 17 | 21 | 16 | 31 | 22 |
| 0075 Kalamazoo City 15 | 2298 | 1016 | 44.21 | 153 | 137 | 630 | 611 | 30 | 21 | 17 | 35 | 33 |
| 0076 Kalamazoo City 16 | 1958 | 1257 | 64.20 | 278 | 259 | 686 | 679 | 39 | 35 | 11 | 26 | 36 |
| 0077 Kalamazoo City 17 | 1781 | 1065 | 59.80 | 260 | 256 | 550 | 533 | 42 | 37 | 10 | 21 | 30 |
| 0078 Kalamazoo City 18 | 1773 | 1034 | 58.32 | 227 | 203 | 578 | 567 | 23 | 22 | 20 | 25 | 25 |
| 0079 Kalamazoo City 19 | 2549 | 1213 | 47.59 | 248 | 224 | 688 | 638 | 48 | 46 | 17 | 42 | 32 |
| 0080 Kalamazoo City 20 | 2214 | 1573 | 71.05 | 315 | 289 | 985 | 963 | 35 | 38 | 8 | 17 | 36 |
| 0081 Kalamazoo City 21 | 1336 | 1069 | 80.01 | 209 | 200 | 696 | 698 | 22 | 14 | 8 | 7 | 37 |
| 0082 Kalamazoo City 22 | 2434 | 1307 | 53.70 | 242 | 220 | 808 | 787 | 24 | 26 | 10 | 19 | 44 |
| 0083 Kalamazoo City 23 | 1271 | 676 | 53.19 | 158 | 140 | 363 | 373 | 19 | 18 | 9 | 20 | 31 |
| 0084 Kalamazoo City 24 | 1179 | 730 | 61.92 | 124 | 102 | 465 | 440 | 20 | 14 | 4 | 15 | 31 |
| 0085 Kalamazoo City 25 | 1438 | 1070 | 74.41 | 320 | 289 | 568 | 568 | 24 | 24 | 11 | 12 | 29 |
| 0086 Kalamazoo City 26 | 1757 | 1202 | 68.41 | 295 | 263 | 703 | 699 | 31 | 30 | 10 | 21 | 24 |
| 0087 Kalamazoo City 27 | 1493 | 579 | 38.78 | 45 | 38 | 400 | 397 | 26 | 23 | 7 | 9 | 27 |
| 0088 Parchment City 1 | 1429 | 851 | 59.55 | 289 | 267 | 367 | 368 | 21 | 23 | 9 | 20 | 22 |
| 0089 Portage City 1 | 1631 | 902 | 55.30 | 253 | 225 | 456 | 429 | 29 | 21 | 14 | 27 | 16 |
| 0090 Portage City 2 | 1766 | 759 | 42.98 | 214 | 177 | 339 | 312 | 29 | 27 | 13 | 32 | 23 |
| 0091 Portage City 3 | 1979 | 1242 | 62.76 | 481 | 432 | 462 | 449 | 27 | 29 | 18 | 33 | 24 |
| 0092 Portage City 4 | 1589 | 1116 | 70.23 | 486 | 440 | 408 | 392 | 15 | 19 | 15 | 18 | 15 |
| 0093 Portage City 5 | 1542 | 990 | 64.20 | 348 | 327 | 403 | 378 | 39 | 37 | 12 | 28 | 17 |
| 0094 Portage City 6 | 1878 | 1300 | 69.22 | 519 | 445 | 500 | 478 | 38 | 34 | 16 | 29 | 21 |
| 0095 Portage City 7 | 2787 | 1599 | 57.37 | 407 | 405 | 832 | 798 | 42 | 46 | 21 | 40 | 37 |
| 0096 Portage City 8 | 1842 | 1332 | 72.31 | 507 | 456 | 593 | 583 | 17 | 16 | 14 | 16 | 28 |
| 0097 Portage City 9 | 1466 | 1071 | 73.06 | 389 | 360 | 474 | 459 | 33 | 29 | 6 | 24 | 18 |
| 0098 Portage City 10 | 2110 | 1391 | 65.92 | 570 | 532 | 493 | 488 | 35 | 37 | 21 | 32 | 16 |

| | | | | Regent of the University of Michigan | | | | | | | | |
|---|---|---|---|---|---|---|---|---|---|---|---|---|
| | | | | 2 TO BE ELECTED (more to follow) | | | | | | | | |
| 107 PRECINCTS | REGISTERED | BALLOTS | TURNOUT PERCENTAGE | Andrew McHargue (REP) | Andrea Fischer Newman (REP) | Jon Andrew Curtis (DEM) | Paul Brown (DEM) | Jeremy Hosmer (LIB) | Julia Haines Bowman (LIB) | Jason Eric Gaynor (UST) | Cynthia Sue Kallman (UST) | Kevin Gene Saavedra (GRN) |
| 0099 Portage City 11 | 2011 | 1372 | 68.22 | 487 | 434 | 632 | 621 | 30 | 25 | 11 | 22 | 23 |
| 0100 Portage City 12 | 2130 | 1537 | 72.16 | 607 | 566 | 619 | 608 | 27 | 31 | 16 | 30 | 15 |
| 0101 Portage City 13 | 2658 | 1772 | 66.67 | 659 | 578 | 727 | 701 | 63 | 61 | 30 | 30 | 32 |
| 0102 Portage City 14 | 1686 | 1168 | 69.28 | 437 | 396 | 469 | 487 | 35 | 38 | 8 | 20 | 18 |
| 0103 Portage City 15 | 1815 | 1126 | 62.04 | 357 | 329 | 537 | 507 | 26 | 32 | 18 | 30 | 28 |
| 0104 Portage City 16 | 2365 | 1509 | 63.81 | 540 | 508 | 676 | 656 | 31 | 29 | 18 | 33 | 31 |
| 0105 Portage City 17 | 1810 | 1298 | 71.71 | 508 | 477 | 506 | 494 | 35 | 34 | 18 | 26 | 21 |
| 0106 Portage City 18 | 1856 | 1295 | 69.77 | 488 | 446 | 563 | 542 | 36 | 34 | 8 | 20 | 15 |
| 0107 Portage City 19 | 1828 | 1144 | 62.58 | 385 | 343 | 518 | 487 | 27 | 20 | 13 | 20 | 28 |
| GRAND TOTALS | 195562 | 116257 | 59.45 | 39017 | 35763 | 52519 | 50596 | 2903 | 2842 | 1585 | 2612 | 2369 |

Regent of the University of Michigan
2 TO BE ELECTED (continuation)

| 107 PRECINCTS | REGISTERED VOTERS | BALLOTS CAST | TURNOUT PERCENTAGE | Margie Katchmark Sallows (NLP) |
|---|---|---|---|---|
| 0001 Alamo Township 1 | 1107 | 755 | 68.20 | 7 |
| 0002 Alamo Township 2 | 1919 | 1224 | 63.78 | 10 |
| 0003 Brady Township 1 | 1861 | 1143 | 61.42 | 12 |
| 0004 Brady Township 2 | 1458 | 972 | 66.67 | 6 |
| 0005 Charleston Township | 1488 | 939 | 63.10 | 15 |
| 0006 Climax Township 1 | 1763 | 1106 | 62.73 | 14 |
| 0007 Comstock Township 1 | 1833 | 1196 | 65.25 | 24 |
| 0008 Comstock Township 2 | 2130 | 1165 | 54.69 | 20 |
| 0009 Comstock Township 3 | 1935 | 1031 | 53.28 | 17 |
| 0010 Comstock Township 4 | 1454 | 1004 | 69.05 | 18 |
| 0011 Comstock Township 5 | 1497 | 1026 | 68.54 | 10 |
| 0012 Comstock Township 6 | 1278 | 838 | 65.57 | 14 |
| 0013 Comstock Township 7 | 1560 | 776 | 49.74 | 11 |
| 0014 Cooper Township 1 | 1062 | 669 | 62.99 | 2 |
| 0015 Cooper Township 2 | 1277 | 886 | 69.38 | 15 |
| 0016 Cooper Township 3 | 2531 | 1490 | 58.87 | 16 |
| 0017 Cooper Township 4 | 2331 | 1663 | 71.34 | 21 |
| 0018 Cooper Township 5 | 620 | 327 | 52.74 | 4 |
| 0019 Kalamazoo Township | 651 | 228 | 35.02 | 7 |
| 0020 Kalamazoo Township | 1510 | 706 | 46.75 | 18 |
| 0021 Kalamazoo Township | 2612 | 1760 | 67.38 | 15 |
| 0022 Kalamazoo Township | 906 | 583 | 64.35 | 10 |
| 0023 Kalamazoo Township | 2141 | 1251 | 58.43 | 12 |
| 0024 Kalamazoo Township | 1252 | 909 | 72.60 | 15 |
| 0025 Kalamazoo Township | 640 | 390 | 60.94 | 3 |
| 0026 Kalamazoo Township | 2283 | 1527 | 66.89 | 19 |
| 0027 Kalamazoo Township | 1994 | 930 | 46.64 | 18 |
| 0028 Kalamazoo Township | 1307 | 661 | 50.57 | 14 |
| 0029 Kalamazoo Township | 2209 | 1057 | 47.85 | 18 |
| 0030 Oshtemo Township 1 | 1258 | 959 | 76.23 | 14 |
| 0031 Oshtemo Township 2 | 2447 | 1559 | 63.71 | 28 |
| 0032 Oshtemo Township 3 | 1516 | 1189 | 78.43 | 7 |
| 0033 Oshtemo Township 4 | 1829 | 1183 | 64.68 | 6 |
| 0034 Oshtemo Township 5 | 1992 | 787 | 39.51 | 9 |
| 0035 Oshtemo Township 6 | 1816 | 996 | 54.85 | 15 |
| 0036 Oshtemo Township 7 | 1704 | 967 | 56.75 | 7 |
| 0037 Oshtemo Township 8 | 1215 | 666 | 54.81 | 7 |
| 0038 Oshtemo Township 9 | 2661 | 1375 | 51.67 | 13 |
| 0039 Oshtemo Township 10 | 834 | 601 | 72.06 | 13 |
| 0040 Pavilion Township 1 | 1994 | 1303 | 65.35 | 15 |
| 0041 Pavilion Township 2 | 1078 | 712 | 66.05 | 5 |
| 0042 Pavilion Township 3 | 1663 | 744 | 44.74 | 16 |
| 0043 Prairie Ronde Towns | 1828 | 1251 | 68.44 | 22 |
| 0044 Richland Township 1 | 2315 | 1590 | 68.68 | 14 |
| 0045 Richland Township 2 | 1597 | 1108 | 69.38 | 13 |
| 0046 Richland Township 3 | 2393 | 1548 | 64.69 | 19 |
| 0047 Ross Township 1 | 2090 | 1404 | 67.18 | 27 |

Regent of the University of Michigan
2 TO BE ELECTED (continuation)

| 107 PRECINCTS | REGISTERED VOTERS | BALLOTS CAST | TURNOUT PERCENTAGE | Margie Katchmark (NLP) Sallows |
|---|---|---|---|---|
| 0048 Ross Township 2 | 2065 | 1486 | 71.96 | 15 |
| 0049 Schoolcraft Townshi | 1721 | 1053 | 61.19 | 10 |
| 0050 Schoolcraft Townshi | 1127 | 725 | 64.33 | 10 |
| 0051 Schoolcraft Townshi | 2697 | 1548 | 57.40 | 17 |
| 0052 Schoolcraft Townshi | 1205 | 810 | 67.22 | 12 |
| 0053 Texas Township 1 | 2157 | 1437 | 66.62 | 23 |
| 0054 Texas Township 2 | 1930 | 1313 | 68.03 | 14 |
| 0055 Texas Township 3 | 1839 | 1057 | 57.48 | 9 |
| 0056 Texas Township 4 | 2601 | 1663 | 63.94 | 14 |
| 0057 Texas Township 5 | 2619 | 1722 | 65.75 | 11 |
| 0058 Texas Township 6 | 2345 | 1625 | 69.30 | 10 |
| 0059 Wakeshma Township 1 | 957 | 557 | 58.20 | 10 |
| 0060 Galesburg City 1 | 1426 | 654 | 45.86 | 23 |
| 0061 Kalamazoo City 1 | 1797 | 901 | 50.14 | 13 |
| 0062 Kalamazoo City 2 | 3851 | 1665 | 43.24 | 13 |
| 0063 Kalamazoo City 3 | 2099 | 1056 | 50.31 | 14 |
| 0064 Kalamazoo City 4 | 2030 | 642 | 31.63 | 9 |
| 0065 Kalamazoo City 5 | 2918 | 1542 | 52.84 | 15 |
| 0066 Kalamazoo City 6 | 1776 | 1096 | 61.71 | 10 |
| 0067 Kalamazoo City 7 | 2592 | 1073 | 41.40 | 21 |
| 0068 Kalamazoo City 8 | 2161 | 725 | 33.55 | 9 |
| 0069 Kalamazoo City 9 | 2028 | 808 | 39.84 | 16 |
| 0070 Kalamazoo City 10 | 2312 | 1235 | 53.42 | 35 |
| 0071 Kalamazoo City 11 | 1767 | 719 | 40.69 | 10 |
| 0072 Kalamazoo City 12 | 1922 | 1291 | 67.17 | 21 |
| 0073 Kalamazoo City 13 | 1573 | 542 | 34.46 | 10 |
| 0074 Kalamazoo City 14 | 1549 | 593 | 38.28 | 11 |
| 0075 Kalamazoo City 15 | 2298 | 1016 | 44.21 | 20 |
| 0076 Kalamazoo City 16 | 1958 | 1257 | 64.20 | 23 |
| 0077 Kalamazoo City 17 | 1781 | 1065 | 59.80 | 27 |
| 0078 Kalamazoo City 18 | 1773 | 1034 | 58.32 | 14 |
| 0079 Kalamazoo City 19 | 2549 | 1213 | 47.59 | 15 |
| 0080 Kalamazoo City 20 | 2214 | 1573 | 71.05 | 14 |
| 0081 Kalamazoo City 21 | 1336 | 1069 | 80.01 | 8 |
| 0082 Kalamazoo City 22 | 2434 | 1307 | 53.70 | 21 |
| 0083 Kalamazoo City 23 | 1271 | 676 | 53.19 | 10 |
| 0084 Kalamazoo City 24 | 1179 | 730 | 61.92 | 14 |
| 0085 Kalamazoo City 25 | 1438 | 1070 | 74.41 | 12 |
| 0086 Kalamazoo City 26 | 1757 | 1202 | 68.41 | 13 |
| 0087 Kalamazoo City 27 | 1493 | 579 | 38.78 | 6 |
| 0088 Parchment City 1 | 1429 | 851 | 59.55 | 9 |
| 0089 Portage City 1 | 1631 | 902 | 55.30 | 12 |
| 0090 Portage City 2 | 1766 | 759 | 42.98 | 19 |
| 0091 Portage City 3 | 1979 | 1242 | 62.76 | 14 |
| 0092 Portage City 4 | 1589 | 1116 | 70.23 | 16 |
| 0093 Portage City 5 | 1542 | 990 | 64.20 | 13 |
| 0094 Portage City 6 | 1878 | 1300 | 69.22 | 15 |

Regent of the University of Michigan
2 TO BE ELECTED (continuation)

| 107 PRECINCTS | REGISTERED VOTERS | BALLOTS CAST | TURNOUT PERCENTAGE | Margaret Katchmark Sallows (NLP) |
|---|---|---|---|---|
| 0095 Portage City 7 | 2787 | 1599 | 57.37 | 26 |
| 0096 Portage City 8 | 1842 | 1332 | 72.31 | 15 |
| 0097 Portage City 9 | 1466 | 1071 | 73.06 | 10 |
| 0098 Portage City 10 | 2110 | 1391 | 65.92 | 15 |
| 0099 Portage City 11 | 2011 | 1372 | 68.22 | 14 |
| 0100 Portage City 12 | 2130 | 1537 | 72.16 | 16 |
| 0101 Portage City 13 | 2658 | 1772 | 66.67 | 17 |
| 0102 Portage City 14 | 1686 | 1168 | 69.28 | 9 |
| 0103 Portage City 15 | 1815 | 1126 | 62.04 | 17 |
| 0104 Portage City 16 | 2365 | 1509 | 63.81 | 21 |
| 0105 Portage City 17 | 1810 | 1298 | 71.71 | 17 |
| 0106 Portage City 18 | 1856 | 1295 | 69.77 | 9 |
| 0107 Portage City 19 | 1828 | 1144 | 62.58 | 13 |
| GRAND TOTALS | 195562 | 116257 | 59.45 | 1514 |

| | | | | Trustee of Michigan State University<br>2 TO BE ELECTED (more to follow) | | | | | | | | |
|---|---|---|---|---|---|---|---|---|---|---|---|---|
| 107 PRECINCTS | REGISTERED | BALLOTS | TURNOUT PERCENTAGE | David Lee Hecht (REP) | Mike Miller (REP) | Brian T. Scott (DEM) | Kelly Cheeseboro (DEM) | Brian C. Campbell (LIB) | Tom Hawskins (LIB) | James Sanger (UST) | Joan P. Sanger (UST) | Mary Ann Sy (GRN) |
| 0001 Alamo Township 1 | 1107 | 755 | 68.20 | 367 | 361 | 221 | 195 | 25 | 9 | 15 | 15 | 9 |
| 0002 Alamo Township 2 | 1919 | 1224 | 63.78 | 585 | 567 | 376 | 339 | 32 | 33 | 22 | 14 | 12 |
| 0003 Brady Township 1 | 1861 | 1143 | 61.42 | 509 | 518 | 366 | 337 | 36 | 20 | 28 | 19 | 16 |
| 0004 Brady Township 2 | 1458 | 972 | 66.67 | 542 | 540 | 223 | 201 | 28 | 15 | 18 | 10 | 8 |
| 0005 Charleston Township | 1488 | 939 | 63.10 | 433 | 430 | 281 | 255 | 26 | 22 | 24 | 14 | 17 |
| 0006 Climax Township 1 | 1763 | 1106 | 62.73 | 550 | 555 | 327 | 270 | 29 | 16 | 23 | 17 | 12 |
| 0007 Comstock Township 1 | 1833 | 1196 | 65.25 | 490 | 509 | 413 | 370 | 49 | 27 | 46 | 28 | 12 |
| 0008 Comstock Township 2 | 2130 | 1165 | 54.69 | 383 | 396 | 466 | 449 | 49 | 34 | 34 | 21 | 19 |
| 0009 Comstock Township 3 | 1935 | 1031 | 53.28 | 379 | 406 | 386 | 330 | 43 | 23 | 40 | 17 | 17 |
| 0010 Comstock Township 4 | 1454 | 1004 | 69.05 | 428 | 432 | 369 | 330 | 39 | 28 | 14 | 11 | 8 |
| 0011 Comstock Township 5 | 1497 | 1026 | 68.54 | 364 | 380 | 445 | 405 | 35 | 27 | 23 | 11 | 9 |
| 0012 Comstock Township 6 | 1278 | 838 | 65.57 | 274 | 307 | 366 | 326 | 29 | 24 | 28 | 13 | 16 |
| 0013 Comstock Township 7 | 1560 | 776 | 49.74 | 181 | 190 | 427 | 382 | 33 | 24 | 16 | 13 | 12 |
| 0014 Cooper Township 1 | 1062 | 669 | 62.99 | 278 | 291 | 246 | 225 | 13 | 11 | 17 | 16 | 11 |
| 0015 Cooper Township 2 | 1277 | 886 | 69.38 | 364 | 359 | 319 | 301 | 45 | 33 | 23 | 18 | 12 |
| 0016 Cooper Township 3 | 2531 | 1490 | 58.87 | 514 | 538 | 628 | 557 | 38 | 39 | 39 | 34 | 27 |
| 0017 Cooper Township 4 | 2331 | 1663 | 71.34 | 758 | 740 | 539 | 505 | 56 | 37 | 33 | 15 | 12 |
| 0018 Cooper Township 5 | 620 | 327 | 52.74 | 91 | 95 | 170 | 160 | 7 | 6 | 8 | 3 | 3 |
| 0019 Kalamazoo Township | 651 | 228 | 35.02 | 53 | 56 | 95 | 84 | 6 | 7 | 17 | 6 | 10 |
| 0020 Kalamazoo Township | 1510 | 706 | 46.75 | 162 | 169 | 374 | 309 | 25 | 26 | 23 | 17 | 17 |
| 0021 Kalamazoo Township | 2612 | 1760 | 67.38 | 459 | 481 | 935 | 869 | 47 | 33 | 32 | 18 | 24 |
| 0022 Kalamazoo Township | 906 | 583 | 64.35 | 88 | 93 | 357 | 333 | 23 | 15 | 14 | 3 | 20 |
| 0023 Kalamazoo Township | 2141 | 1251 | 58.43 | 218 | 227 | 756 | 695 | 37 | 25 | 18 | 8 | 28 |
| 0024 Kalamazoo Township | 1252 | 909 | 72.60 | 184 | 208 | 525 | 505 | 21 | 16 | 10 | 4 | 16 |
| 0025 Kalamazoo Township | 640 | 390 | 60.94 | 55 | 69 | 262 | 235 | 12 | 7 | 11 | 4 | 6 |
| 0026 Kalamazoo Township | 2283 | 1527 | 66.89 | 474 | 463 | 741 | 668 | 41 | 29 | 26 | 18 | 19 |
| 0027 Kalamazoo Township | 1994 | 930 | 46.64 | 172 | 175 | 538 | 471 | 31 | 23 | 25 | 12 | 20 |
| 0028 Kalamazoo Township | 1307 | 661 | 50.57 | 124 | 137 | 383 | 335 | 37 | 26 | 20 | 12 | 17 |
| 0029 Kalamazoo Township | 2209 | 1057 | 47.85 | 197 | 211 | 649 | 555 | 32 | 20 | 18 | 12 | 21 |
| 0030 Oshtemo Township 1 | 1258 | 959 | 76.23 | 426 | 428 | 331 | 307 | 27 | 15 | 18 | 12 | 6 |
| 0031 Oshtemo Township 2 | 2447 | 1559 | 63.71 | 551 | 552 | 640 | 603 | 50 | 47 | 26 | 18 | 26 |
| 0032 Oshtemo Township 3 | 1516 | 1189 | 78.43 | 351 | 373 | 619 | 576 | 29 | 19 | 12 | 8 | 13 |
| 0033 Oshtemo Township 4 | 1829 | 1183 | 64.68 | 310 | 318 | 628 | 578 | 25 | 21 | 21 | 17 | 11 |
| 0034 Oshtemo Township 5 | 1992 | 787 | 39.51 | 111 | 132 | 519 | 449 | 29 | 16 | 14 | 10 | 19 |
| 0035 Oshtemo Township 6 | 1816 | 996 | 54.85 | 299 | 307 | 496 | 460 | 25 | 18 | 24 | 14 | 13 |
| 0036 Oshtemo Township 7 | 1704 | 967 | 56.75 | 276 | 288 | 472 | 429 | 23 | 16 | 27 | 12 | 7 |
| 0037 Oshtemo Township 8 | 1215 | 666 | 54.81 | 170 | 183 | 350 | 319 | 33 | 20 | 17 | 7 | 9 |
| 0038 Oshtemo Township 9 | 2661 | 1375 | 51.67 | 392 | 393 | 716 | 646 | 42 | 37 | 21 | 16 | 17 |
| 0039 Oshtemo Township 10 | 834 | 601 | 72.06 | 195 | 189 | 259 | 242 | 22 | 20 | 12 | 7 | 7 |
| 0040 Pavilion Township 1 | 1994 | 1303 | 65.35 | 573 | 570 | 422 | 381 | 43 | 30 | 26 | 17 | 12 |
| 0041 Pavilion Township 2 | 1078 | 712 | 66.05 | 330 | 340 | 190 | 172 | 16 | 11 | 20 | 13 | 11 |
| 0042 Pavilion Township 3 | 1663 | 744 | 44.74 | 258 | 257 | 306 | 274 | 22 | 15 | 27 | 19 | 17 |
| 0043 Prairie Ronde Towns | 1828 | 1251 | 68.44 | 611 | 590 | 355 | 312 | 32 | 22 | 16 | 11 | 14 |
| 0044 Richland Township 1 | 2315 | 1590 | 68.68 | 663 | 698 | 586 | 543 | 58 | 38 | 30 | 14 | 22 |
| 0045 Richland Township 2 | 1597 | 1108 | 69.38 | 466 | 501 | 401 | 363 | 47 | 31 | 22 | 9 | 11 |

| | | | | Trustee of Michigan State University 2 TO BE ELECTED (more to follow) | | | | | | | | |
|---|---|---|---|---|---|---|---|---|---|---|---|---|
| 107 PRECINCTS | REGISTERED | BALLOTS | TURNOUT PERCENTAGE | David Lee Duvall Sr. (REP) | Mike Lee Miller (REP) | Brian Scott Trent (DEM) | Kelly Cheryl Rayborn (DEM) | Bruce Campbell Abel (LIB) | Tom Kirzeschowski (LIB) | James Sanger Stuart (UST) | John Paul Saunders (UST) | Amanda Rose Risinger (GRN) |
| 0046 Richland Township 3 | 2393 | 1548 | 64.69 | 622 | 649 | 601 | 557 | 49 | 33 | 22 | 20 | 23 |
| 0047 Ross Township 1 | 2090 | 1404 | 67.18 | 588 | 620 | 449 | 421 | 44 | 26 | 38 | 25 | 20 |
| 0048 Ross Township 2 | 2065 | 1486 | 71.96 | 710 | 735 | 488 | 451 | 37 | 21 | 16 | 11 | 15 |
| 0049 Schoolcraft Townshi | 1721 | 1053 | 61.19 | 426 | 447 | 378 | 362 | 30 | 18 | 24 | 16 | 12 |
| 0050 Schoolcraft Townshi | 1127 | 725 | 64.33 | 286 | 291 | 262 | 214 | 24 | 14 | 23 | 19 | 7 |
| 0051 Schoolcraft Townshi | 2697 | 1548 | 57.40 | 602 | 639 | 594 | 530 | 57 | 40 | 37 | 25 | 19 |
| 0052 Schoolcraft Townshi | 1205 | 810 | 67.22 | 378 | 370 | 235 | 213 | 24 | 16 | 21 | 12 | 8 |
| 0053 Texas Township 1 | 2157 | 1437 | 66.62 | 659 | 640 | 503 | 459 | 47 | 39 | 28 | 14 | 6 |
| 0054 Texas Township 2 | 1930 | 1313 | 68.03 | 630 | 629 | 417 | 375 | 28 | 19 | 19 | 16 | 14 |
| 0055 Texas Township 3 | 1839 | 1057 | 57.48 | 353 | 362 | 495 | 475 | 34 | 26 | 19 | 11 | 13 |
| 0056 Texas Township 4 | 2601 | 1663 | 63.94 | 672 | 684 | 691 | 632 | 52 | 38 | 22 | 9 | 12 |
| 0057 Texas Township 5 | 2619 | 1722 | 65.75 | 714 | 698 | 712 | 660 | 38 | 27 | 23 | 15 | 17 |
| 0058 Texas Township 6 | 2345 | 1625 | 69.30 | 728 | 706 | 585 | 544 | 36 | 29 | 17 | 13 | 19 |
| 0059 Wakeshma Township 1 | 957 | 557 | 58.20 | 250 | 256 | 124 | 105 | 21 | 13 | 19 | 12 | 7 |
| 0060 Galesburg City 1 | 1426 | 654 | 45.86 | 223 | 227 | 253 | 229 | 29 | 16 | 29 | 13 | 15 |
| 0061 Kalamazoo City 1 | 1797 | 901 | 50.14 | 103 | 113 | 615 | 573 | 40 | 21 | 17 | 9 | 36 |
| 0062 Kalamazoo City 2 | 3851 | 1665 | 43.24 | 274 | 275 | 1013 | 940 | 62 | 28 | 20 | 10 | 40 |
| 0063 Kalamazoo City 3 | 2099 | 1056 | 50.31 | 76 | 81 | 746 | 689 | 49 | 39 | 22 | 10 | 49 |
| 0064 Kalamazoo City 4 | 2030 | 642 | 31.63 | 133 | 134 | 339 | 284 | 31 | 18 | 13 | 9 | 19 |
| 0065 Kalamazoo City 5 | 2918 | 1542 | 52.84 | 237 | 254 | 984 | 896 | 49 | 32 | 26 | 15 | 34 |
| 0066 Kalamazoo City 6 | 1776 | 1096 | 61.71 | 239 | 262 | 629 | 566 | 33 | 18 | 17 | 10 | 15 |
| 0067 Kalamazoo City 7 | 2592 | 1073 | 41.40 | 89 | 98 | 799 | 738 | 24 | 17 | 18 | 6 | 30 |
| 0068 Kalamazoo City 8 | 2161 | 725 | 33.55 | 30 | 38 | 559 | 455 | 20 | 9 | 20 | 9 | 12 |
| 0069 Kalamazoo City 9 | 2028 | 808 | 39.84 | 21 | 30 | 654 | 532 | 14 | 3 | 8 | 3 | 10 |
| 0070 Kalamazoo City 10 | 2312 | 1235 | 53.42 | 248 | 265 | 658 | 586 | 41 | 21 | 38 | 19 | 23 |
| 0071 Kalamazoo City 11 | 1767 | 719 | 40.69 | 42 | 42 | 536 | 454 | 12 | 7 | 20 | 10 | 19 |
| 0072 Kalamazoo City 12 | 1922 | 1291 | 67.17 | 278 | 290 | 773 | 726 | 37 | 28 | 30 | 20 | 23 |
| 0073 Kalamazoo City 13 | 1573 | 542 | 34.46 | 66 | 62 | 348 | 285 | 19 | 9 | 18 | 16 | 12 |
| 0074 Kalamazoo City 14 | 1549 | 593 | 38.28 | 67 | 75 | 409 | 361 | 28 | 18 | 30 | 12 | 14 |
| 0075 Kalamazoo City 15 | 2298 | 1016 | 44.21 | 140 | 146 | 664 | 608 | 30 | 17 | 20 | 15 | 30 |
| 0076 Kalamazoo City 16 | 1958 | 1257 | 64.20 | 264 | 269 | 721 | 658 | 44 | 29 | 20 | 16 | 32 |
| 0077 Kalamazoo City 17 | 1781 | 1065 | 59.80 | 247 | 267 | 583 | 514 | 48 | 38 | 26 | 10 | 18 |
| 0078 Kalamazoo City 18 | 1773 | 1034 | 58.32 | 216 | 211 | 589 | 554 | 37 | 19 | 18 | 11 | 22 |
| 0079 Kalamazoo City 19 | 2549 | 1213 | 47.59 | 220 | 242 | 696 | 638 | 57 | 42 | 40 | 12 | 38 |
| 0080 Kalamazoo City 20 | 2214 | 1573 | 71.05 | 299 | 294 | 1017 | 940 | 42 | 42 | 15 | 8 | 28 |
| 0081 Kalamazoo City 21 | 1336 | 1069 | 80.01 | 195 | 201 | 728 | 682 | 24 | 17 | 6 | 6 | 21 |
| 0082 Kalamazoo City 22 | 2434 | 1307 | 53.70 | 227 | 227 | 841 | 775 | 28 | 19 | 19 | 9 | 37 |
| 0083 Kalamazoo City 23 | 1271 | 676 | 53.19 | 146 | 148 | 371 | 352 | 34 | 17 | 20 | 12 | 20 |
| 0084 Kalamazoo City 24 | 1179 | 730 | 61.92 | 108 | 111 | 472 | 448 | 22 | 13 | 13 | 4 | 24 |
| 0085 Kalamazoo City 25 | 1438 | 1070 | 74.41 | 299 | 300 | 587 | 552 | 29 | 18 | 14 | 6 | 20 |
| 0086 Kalamazoo City 26 | 1757 | 1202 | 68.41 | 267 | 288 | 731 | 689 | 34 | 21 | 12 | 10 | 14 |
| 0087 Kalamazoo City 27 | 1493 | 579 | 38.78 | 46 | 40 | 408 | 394 | 33 | 21 | 6 | 2 | 18 |
| 0088 Parchment City 1 | 1429 | 851 | 59.55 | 269 | 273 | 394 | 352 | 26 | 22 | 16 | 7 | 20 |
| 0089 Portage City 1 | 1631 | 902 | 55.30 | 246 | 245 | 460 | 425 | 34 | 20 | 20 | 12 | 14 |
| 0090 Portage City 2 | 1766 | 759 | 42.98 | 202 | 198 | 350 | 316 | 29 | 25 | 27 | 12 | 20 |

| | | | | Trustee of Michigan State University (2 TO BE ELECTED (more to follow)) | | | | | | | | |
|---|---|---|---|---|---|---|---|---|---|---|---|---|
| 107 PRECINCTS | REGISTERED VOTERS | BALLOTS CAST | TURNOUT PERCENTAGE | David Veltchek (REP) | Mike Lerner (REP) | Brian Scott Hanna (DEM) | Chelsea Tobin Rabory (DEM) | Brian Campbell (LIB) | Tomasz Chowski (LIB) | James Sanger (UST) | Joan Phillips Gage (UST) | Amanda Rose Ingersoll (GRN) |
| 0091 Portage City 3 | 1979 | 1242 | 62.76 | 447 | 446 | 491 | 458 | 36 | 22 | 25 | 15 | 16 |
| 0092 Portage City 4 | 1589 | 1116 | 70.23 | 452 | 469 | 436 | 392 | 24 | 17 | 19 | 11 | 8 |
| 0093 Portage City 5 | 1542 | 990 | 64.20 | 333 | 340 | 419 | 377 | 41 | 29 | 19 | 13 | 21 |
| 0094 Portage City 6 | 1878 | 1300 | 69.22 | 490 | 464 | 526 | 473 | 45 | 30 | 20 | 13 | 17 |
| 0095 Portage City 7 | 2787 | 1599 | 57.37 | 384 | 400 | 860 | 787 | 62 | 39 | 46 | 22 | 27 |
| 0096 Portage City 8 | 1842 | 1332 | 72.31 | 472 | 469 | 613 | 578 | 23 | 18 | 18 | 10 | 20 |
| 0097 Portage City 9 | 1466 | 1071 | 73.06 | 358 | 357 | 505 | 437 | 44 | 31 | 17 | 10 | 15 |
| 0098 Portage City 10 | 2110 | 1391 | 65.92 | 528 | 532 | 528 | 469 | 54 | 40 | 27 | 18 | 12 |
| 0099 Portage City 11 | 2011 | 1372 | 68.22 | 446 | 441 | 661 | 625 | 34 | 23 | 19 | 8 | 19 |
| 0100 Portage City 12 | 2130 | 1537 | 72.16 | 549 | 596 | 642 | 598 | 38 | 25 | 29 | 22 | 12 |
| 0101 Portage City 13 | 2658 | 1772 | 66.67 | 606 | 605 | 749 | 708 | 73 | 54 | 33 | 19 | 24 |
| 0102 Portage City 14 | 1686 | 1168 | 69.28 | 389 | 413 | 506 | 481 | 38 | 27 | 20 | 12 | 10 |
| 0103 Portage City 15 | 1815 | 1126 | 62.04 | 336 | 333 | 555 | 519 | 38 | 26 | 30 | 14 | 16 |
| 0104 Portage City 16 | 2365 | 1509 | 63.81 | 510 | 499 | 717 | 661 | 47 | 30 | 26 | 21 | 23 |
| 0105 Portage City 17 | 1810 | 1298 | 71.71 | 486 | 492 | 541 | 506 | 32 | 25 | 21 | 14 | 18 |
| 0106 Portage City 18 | 1856 | 1295 | 69.77 | 442 | 468 | 591 | 538 | 39 | 32 | 15 | 8 | 16 |
| 0107 Portage City 19 | 1828 | 1144 | 62.58 | 346 | 353 | 541 | 489 | 28 | 19 | 16 | 13 | 24 |
| GRAND TOTALS | 195562 | 116257 | 59.45 | 36367 | 37131 | 54815 | 49955 | 3703 | 2541 | 2344 | 1391 | 1862 |

| 107 PRECINCTS | REGISTERED | BALLOTS | TURNOUT PERCENTAGE | Trustee of Michigan State University 2 TO BE ELECTED (continuation) Bridget Mary Abraham (NLP) |
|---|---|---|---|---|
| 0001 Alamo Township 1 | 1107 | 755 | 68.20 | 10 |
| 0002 Alamo Township 2 | 1919 | 1224 | 63.78 | 16 |
| 0003 Brady Township 1 | 1861 | 1143 | 61.42 | 9 |
| 0004 Brady Township 2 | 1458 | 972 | 66.67 | 6 |
| 0005 Charleston Township | 1488 | 939 | 63.10 | 14 |
| 0006 Climax Township 1 | 1763 | 1106 | 62.73 | 8 |
| 0007 Comstock Township 1 | 1833 | 1196 | 65.25 | 22 |
| 0008 Comstock Township 2 | 2130 | 1165 | 54.69 | 18 |
| 0009 Comstock Township 3 | 1935 | 1031 | 53.28 | 15 |
| 0010 Comstock Township 4 | 1454 | 1004 | 69.05 | 8 |
| 0011 Comstock Township 5 | 1497 | 1026 | 68.54 | 12 |
| 0012 Comstock Township 6 | 1278 | 838 | 65.57 | 15 |
| 0013 Comstock Township 7 | 1560 | 776 | 49.74 | 12 |
| 0014 Cooper Township 1 | 1062 | 669 | 62.99 | 3 |
| 0015 Cooper Township 2 | 1277 | 886 | 69.38 | 5 |
| 0016 Cooper Township 3 | 2531 | 1490 | 58.87 | 21 |
| 0017 Cooper Township 4 | 2331 | 1663 | 71.34 | 18 |
| 0018 Cooper Township 5 | 620 | 327 | 52.74 | 4 |
| 0019 Kalamazoo Township | 651 | 228 | 35.02 | 9 |
| 0020 Kalamazoo Township | 1510 | 706 | 46.75 | 11 |
| 0021 Kalamazoo Township | 2612 | 1760 | 67.38 | 10 |
| 0022 Kalamazoo Township | 906 | 583 | 64.35 | 6 |
| 0023 Kalamazoo Township | 2141 | 1251 | 58.43 | 15 |
| 0024 Kalamazoo Township | 1252 | 909 | 72.60 | 10 |
| 0025 Kalamazoo Township | 640 | 390 | 60.94 | 2 |
| 0026 Kalamazoo Township | 2283 | 1527 | 66.89 | 18 |
| 0027 Kalamazoo Township | 1994 | 930 | 46.64 | 17 |
| 0028 Kalamazoo Township | 1307 | 661 | 50.57 | 17 |
| 0029 Kalamazoo Township | 2209 | 1057 | 47.85 | 21 |
| 0030 Oshtemo Township 1 | 1258 | 959 | 76.23 | 12 |
| 0031 Oshtemo Township 2 | 2447 | 1559 | 63.71 | 26 |
| 0032 Oshtemo Township 3 | 1516 | 1189 | 78.43 | 8 |
| 0033 Oshtemo Township 4 | 1829 | 1183 | 64.68 | 9 |
| 0034 Oshtemo Township 5 | 1992 | 787 | 39.51 | 10 |
| 0035 Oshtemo Township 6 | 1816 | 996 | 54.85 | 11 |
| 0036 Oshtemo Township 7 | 1704 | 967 | 56.75 | 12 |
| 0037 Oshtemo Township 8 | 1215 | 666 | 54.81 | 8 |
| 0038 Oshtemo Township 9 | 2661 | 1375 | 51.67 | 10 |
| 0039 Oshtemo Township 10 | 834 | 601 | 72.06 | 10 |
| 0040 Pavilion Township 1 | 1994 | 1303 | 65.35 | 15 |
| 0041 Pavilion Township 2 | 1078 | 712 | 66.05 | 1 |
| 0042 Pavilion Township 3 | 1663 | 744 | 44.74 | 22 |

Trustee of Michigan State University
2 TO BE ELECTED (continuation)

| 107 PRECINCTS | REGISTERED VOTERS | BALLOTS CAST | TURNOUT PERCENTAGE | Bridgette R. Abraham-Guzman (NLP) |
|---|---|---|---|---|
| 0043 Prairie Ronde Towns | 1828 | 1251 | 68.44 | 13 |
| 0044 Richland Township 1 | 2315 | 1590 | 68.68 | 22 |
| 0045 Richland Township 2 | 1597 | 1108 | 69.38 | 10 |
| 0046 Richland Township 3 | 2393 | 1548 | 64.69 | 14 |
| 0047 Ross Township 1 | 2090 | 1404 | 67.18 | 21 |
| 0048 Ross Township 2 | 2065 | 1486 | 71.96 | 16 |
| 0049 Schoolcraft Townshi | 1721 | 1053 | 61.19 | 15 |
| 0050 Schoolcraft Townshi | 1127 | 725 | 64.33 | 9 |
| 0051 Schoolcraft Townshi | 2697 | 1548 | 57.40 | 20 |
| 0052 Schoolcraft Townshi | 1205 | 810 | 67.22 | 10 |
| 0053 Texas Township 1 | 2157 | 1437 | 66.62 | 15 |
| 0054 Texas Township 2 | 1930 | 1313 | 68.03 | 23 |
| 0055 Texas Township 3 | 1839 | 1057 | 57.48 | 14 |
| 0056 Texas Township 4 | 2601 | 1663 | 63.94 | 6 |
| 0057 Texas Township 5 | 2619 | 1722 | 65.75 | 9 |
| 0058 Texas Township 6 | 2345 | 1625 | 69.30 | 17 |
| 0059 Wakeshma Township 1 | 957 | 557 | 58.20 | 4 |
| 0060 Galesburg City 1 | 1426 | 654 | 45.86 | 21 |
| 0061 Kalamazoo City 1 | 1797 | 901 | 50.14 | 16 |
| 0062 Kalamazoo City 2 | 3851 | 1665 | 43.24 | 15 |
| 0063 Kalamazoo City 3 | 2099 | 1056 | 50.31 | 22 |
| 0064 Kalamazoo City 4 | 2030 | 642 | 31.63 | 8 |
| 0065 Kalamazoo City 5 | 2918 | 1542 | 52.84 | 13 |
| 0066 Kalamazoo City 6 | 1776 | 1096 | 61.71 | 12 |
| 0067 Kalamazoo City 7 | 2592 | 1073 | 41.40 | 18 |
| 0068 Kalamazoo City 8 | 2161 | 725 | 33.55 | 19 |
| 0069 Kalamazoo City 9 | 2028 | 808 | 39.84 | 16 |
| 0070 Kalamazoo City 10 | 2312 | 1235 | 53.42 | 35 |
| 0071 Kalamazoo City 11 | 1767 | 719 | 40.69 | 19 |
| 0072 Kalamazoo City 12 | 1922 | 1291 | 67.17 | 11 |
| 0073 Kalamazoo City 13 | 1573 | 542 | 34.46 | 11 |
| 0074 Kalamazoo City 14 | 1549 | 593 | 38.28 | 9 |
| 0075 Kalamazoo City 15 | 2298 | 1016 | 44.21 | 16 |
| 0076 Kalamazoo City 16 | 1958 | 1257 | 64.20 | 15 |
| 0077 Kalamazoo City 17 | 1781 | 1065 | 59.80 | 16 |
| 0078 Kalamazoo City 18 | 1773 | 1034 | 58.32 | 17 |
| 0079 Kalamazoo City 19 | 2549 | 1213 | 47.59 | 15 |
| 0080 Kalamazoo City 20 | 2214 | 1573 | 71.05 | 11 |
| 0081 Kalamazoo City 21 | 1336 | 1069 | 80.01 | 8 |
| 0082 Kalamazoo City 22 | 2434 | 1307 | 53.70 | 17 |
| 0083 Kalamazoo City 23 | 1271 | 676 | 53.19 | 11 |
| 0084 Kalamazoo City 24 | 1179 | 730 | 61.92 | 9 |

| | | | | Trustee of Michigan State University |
|---|---|---|---|---|
| | | | | 2 TO BE ELECTED (continuation) |
| 107 PRECINCTS | REGISTERED VOTERS | BALLOTS CAST | TURNOUT PERCENTAGE | Brady Barham-Gunzman (NLP) |
| 0085 Kalamazoo City 25 | 1438 | 1070 | 74.41 | 11 |
| 0086 Kalamazoo City 26 | 1757 | 1202 | 68.41 | 12 |
| 0087 Kalamazoo City 27 | 1493 | 579 | 38.78 | 7 |
| 0088 Parchment City 1 | 1429 | 851 | 59.55 | 7 |
| 0089 Portage City 1 | 1631 | 902 | 55.30 | 16 |
| 0090 Portage City 2 | 1766 | 759 | 42.98 | 17 |
| 0091 Portage City 3 | 1979 | 1242 | 62.76 | 15 |
| 0092 Portage City 4 | 1589 | 1116 | 70.23 | 16 |
| 0093 Portage City 5 | 1542 | 990 | 64.20 | 14 |
| 0094 Portage City 6 | 1878 | 1300 | 69.22 | 14 |
| 0095 Portage City 7 | 2787 | 1599 | 57.37 | 26 |
| 0096 Portage City 8 | 1842 | 1332 | 72.31 | 11 |
| 0097 Portage City 9 | 1466 | 1071 | 73.06 | 11 |
| 0098 Portage City 10 | 2110 | 1391 | 65.92 | 14 |
| 0099 Portage City 11 | 2011 | 1372 | 68.22 | 17 |
| 0100 Portage City 12 | 2130 | 1537 | 72.16 | 12 |
| 0101 Portage City 13 | 2658 | 1772 | 66.67 | 23 |
| 0102 Portage City 14 | 1686 | 1168 | 69.28 | 10 |
| 0103 Portage City 15 | 1815 | 1126 | 62.04 | 15 |
| 0104 Portage City 16 | 2365 | 1509 | 63.81 | 17 |
| 0105 Portage City 17 | 1810 | 1298 | 71.71 | 15 |
| 0106 Portage City 18 | 1856 | 1295 | 69.77 | 9 |
| 0107 Portage City 19 | 1828 | 1144 | 62.58 | 20 |
| GRAND TOTALS | 195562 | 116257 | 59.45 | 1453 |

| | | | | Governor of Wayne State University<br>2 TO BE ELECTED | | | | | | | |
|---|---|---|---|---|---|---|---|---|---|---|---|
| 107 PRECINCTS | REGISTERED | BALLOTS | TURNOUT | Dan Kildee (REP) | Dan Scholl (REP) | Brian Hall (DEM) | Mark Schauer (DEM) | Joe Gillis (LIB) | John Hagendorf (LIB) | Chris Swartzentruber (UST) | Mary Jo Sweepshirk (UST) |
| 0001 Alamo Township 1 | 1107 | 755 | 68.20 | 364 | 354 | 218 | 189 | 23 | 10 | 16 | 13 |
| 0002 Alamo Township 2 | 1919 | 1224 | 63.78 | 584 | 546 | 364 | 341 | 34 | 23 | 42 | 17 |
| 0003 Brady Township 1 | 1861 | 1143 | 61.42 | 541 | 495 | 336 | 308 | 28 | 27 | 42 | 23 |
| 0004 Brady Township 2 | 1458 | 972 | 66.67 | 536 | 522 | 202 | 190 | 25 | 20 | 28 | 13 |
| 0005 Charleston Township | 1488 | 939 | 63.10 | 441 | 396 | 262 | 241 | 22 | 23 | 35 | 24 |
| 0006 Climax Township 1 | 1763 | 1106 | 62.73 | 555 | 515 | 302 | 263 | 32 | 21 | 35 | 21 |
| 0007 Comstock Township 1 | 1833 | 1196 | 65.25 | 519 | 474 | 398 | 338 | 47 | 31 | 64 | 38 |
| 0008 Comstock Township 2 | 2130 | 1165 | 54.69 | 396 | 380 | 450 | 415 | 54 | 43 | 58 | 29 |
| 0009 Comstock Township 3 | 1935 | 1031 | 53.28 | 405 | 371 | 378 | 327 | 26 | 26 | 45 | 24 |
| 0010 Comstock Township 4 | 1454 | 1004 | 69.05 | 445 | 409 | 346 | 320 | 37 | 30 | 28 | 13 |
| 0011 Comstock Township 5 | 1497 | 1026 | 68.54 | 378 | 355 | 413 | 388 | 36 | 28 | 27 | 18 |
| 0012 Comstock Township 6 | 1278 | 838 | 65.57 | 305 | 282 | 344 | 312 | 29 | 30 | 38 | 18 |
| 0013 Comstock Township 7 | 1560 | 776 | 49.74 | 201 | 183 | 388 | 383 | 23 | 23 | 34 | 8 |
| 0014 Cooper Township 1 | 1062 | 669 | 62.99 | 292 | 278 | 238 | 215 | 14 | 13 | 20 | 15 |
| 0015 Cooper Township 2 | 1277 | 886 | 69.38 | 372 | 337 | 295 | 282 | 42 | 35 | 31 | 18 |
| 0016 Cooper Township 3 | 2531 | 1490 | 58.87 | 553 | 499 | 589 | 528 | 40 | 31 | 67 | 41 |
| 0017 Cooper Township 4 | 2331 | 1663 | 71.34 | 778 | 727 | 511 | 464 | 52 | 42 | 44 | 24 |
| 0018 Cooper Township 5 | 620 | 327 | 52.74 | 99 | 94 | 151 | 150 | 11 | 8 | 13 | 2 |
| 0019 Kalamazoo Township | 651 | 228 | 35.02 | 67 | 56 | 91 | 69 | 12 | 8 | 24 | 9 |
| 0020 Kalamazoo Township | 1510 | 706 | 46.75 | 174 | 161 | 344 | 325 | 26 | 18 | 53 | 14 |
| 0021 Kalamazoo Township | 2612 | 1760 | 67.38 | 482 | 450 | 898 | 875 | 46 | 47 | 42 | 27 |
| 0022 Kalamazoo Township | 906 | 583 | 64.35 | 107 | 90 | 342 | 347 | 18 | 16 | 11 | 3 |
| 0023 Kalamazoo Township | 2141 | 1251 | 58.43 | 226 | 201 | 708 | 702 | 38 | 31 | 34 | 8 |
| 0024 Kalamazoo Township | 1252 | 909 | 72.60 | 222 | 188 | 504 | 495 | 19 | 15 | 19 | 13 |
| 0025 Kalamazoo Township | 640 | 390 | 60.94 | 69 | 60 | 233 | 232 | 9 | 8 | 14 | 6 |
| 0026 Kalamazoo Township | 2283 | 1527 | 66.89 | 495 | 470 | 668 | 645 | 42 | 30 | 46 | 25 |
| 0027 Kalamazoo Township | 1994 | 930 | 46.64 | 191 | 174 | 493 | 487 | 41 | 25 | 40 | 20 |
| 0028 Kalamazoo Township | 1307 | 661 | 50.57 | 147 | 130 | 361 | 334 | 35 | 29 | 33 | 18 |
| 0029 Kalamazoo Township | 2209 | 1057 | 47.85 | 210 | 189 | 605 | 583 | 38 | 23 | 33 | 18 |
| 0030 Oshtemo Township 1 | 1258 | 959 | 76.23 | 448 | 413 | 302 | 304 | 25 | 17 | 27 | 17 |
| 0031 Oshtemo Township 2 | 2447 | 1559 | 63.71 | 590 | 517 | 610 | 562 | 49 | 44 | 61 | 26 |
| 0032 Oshtemo Township 3 | 1516 | 1189 | 78.43 | 386 | 358 | 558 | 557 | 25 | 21 | 17 | 13 |
| 0033 Oshtemo Township 4 | 1829 | 1183 | 64.68 | 327 | 306 | 587 | 574 | 33 | 27 | 30 | 14 |
| 0034 Oshtemo Township 5 | 1992 | 787 | 39.51 | 124 | 122 | 491 | 470 | 29 | 20 | 18 | 8 |
| 0035 Oshtemo Township 6 | 1816 | 996 | 54.85 | 324 | 290 | 455 | 459 | 17 | 14 | 39 | 14 |
| 0036 Oshtemo Township 7 | 1704 | 967 | 56.75 | 296 | 270 | 447 | 418 | 28 | 26 | 37 | 11 |
| 0037 Oshtemo Township 8 | 1215 | 666 | 54.81 | 189 | 166 | 331 | 303 | 32 | 23 | 25 | 10 |
| 0038 Oshtemo Township 9 | 2661 | 1375 | 51.67 | 420 | 372 | 673 | 640 | 38 | 34 | 36 | 13 |
| 0039 Oshtemo Township 10 | 834 | 601 | 72.06 | 197 | 190 | 236 | 222 | 23 | 18 | 17 | 11 |
| 0040 Pavilion Township 1 | 1994 | 1303 | 65.35 | 586 | 539 | 398 | 368 | 41 | 34 | 44 | 22 |
| 0041 Pavilion Township 2 | 1078 | 712 | 66.05 | 338 | 315 | 184 | 169 | 15 | 13 | 27 | 14 |
| 0042 Pavilion Township 3 | 1663 | 744 | 44.74 | 275 | 240 | 283 | 263 | 20 | 14 | 54 | 23 |
| 0043 Prairie Ronde Towns | 1828 | 1251 | 68.44 | 614 | 561 | 325 | 284 | 35 | 31 | 42 | 20 |
| 0044 Richland Township 1 | 2315 | 1590 | 68.68 | 714 | 652 | 558 | 522 | 50 | 42 | 51 | 19 |
| 0045 Richland Township 2 | 1597 | 1108 | 69.38 | 489 | 458 | 378 | 358 | 40 | 29 | 31 | 13 |

| | | | | Governor of Wayne State University | | | | | | | |
|---|---|---|---|---|---|---|---|---|---|---|---|
| | | | | 2 TO BE ELECTED | | | | | | | |
| 107 PRECINCTS | REGISTERED VOTERS | BALLOTS CAST | TURNOUT PERCENTAGE | Daniel Kildee (REP) | David Nicholas Lossos (REP) | Brian Carl Barnett (DEM) | Abdul Kareem Haidous (DEM) | Joseph Edward Gillman (LIB) | John Thomas Hargreaves (LIB) | Chris Christensen (UST) | Mary Jo Soon Sook Kim (UST) |
| 0046 Richland Township 3 | 2393 | 1548 | 64.69 | 647 | 605 | 562 | 518 | 42 | 32 | 52 | 22 |
| 0047 Ross Township 1 | 2090 | 1404 | 67.18 | 616 | 577 | 423 | 394 | 31 | 36 | 61 | 33 |
| 0048 Ross Township 2 | 2065 | 1486 | 71.96 | 711 | 679 | 642 | 433 | 36 | 40 | 27 | 13 |
| 0049 Schoolcraft Townshi | 1721 | 1053 | 61.19 | 452 | 417 | 358 | 343 | 28 | 23 | 46 | 21 |
| 0050 Schoolcraft Townshi | 1127 | 725 | 64.33 | 297 | 287 | 238 | 209 | 26 | 16 | 36 | 16 |
| 0051 Schoolcraft Townshi | 2697 | 1548 | 57.40 | 649 | 601 | 551 | 511 | 57 | 36 | 60 | 24 |
| 0052 Schoolcraft Townshi | 1205 | 810 | 67.22 | 385 | 353 | 225 | 197 | 18 | 13 | 38 | 15 |
| 0053 Texas Township 1 | 2157 | 1437 | 66.62 | 675 | 619 | 461 | 443 | 48 | 37 | 41 | 18 |
| 0054 Texas Township 2 | 1930 | 1313 | 68.03 | 660 | 599 | 365 | 376 | 17 | 15 | 34 | 22 |
| 0055 Texas Township 3 | 1839 | 1057 | 57.48 | 364 | 336 | 463 | 458 | 35 | 28 | 32 | 16 |
| 0056 Texas Township 4 | 2601 | 1663 | 63.94 | 704 | 643 | 643 | 636 | 43 | 31 | 21 | 8 |
| 0057 Texas Township 5 | 2619 | 1722 | 65.75 | 742 | 664 | 652 | 639 | 40 | 30 | 29 | 12 |
| 0058 Texas Township 6 | 2345 | 1625 | 69.30 | 760 | 683 | 514 | 508 | 37 | 33 | 27 | 16 |
| 0059 Wakeshma Township 1 | 957 | 557 | 58.20 | 266 | 245 | 120 | 104 | 12 | 9 | 30 | 11 |
| 0060 Galesburg City 1 | 1426 | 654 | 45.86 | 241 | 225 | 243 | 216 | 25 | 22 | 40 | 18 |
| 0061 Kalamazoo City 1 | 1797 | 901 | 50.14 | 121 | 118 | 578 | 582 | 32 | 32 | 28 | 13 |
| 0062 Kalamazoo City 2 | 3851 | 1665 | 43.24 | 280 | 262 | 991 | 967 | 56 | 36 | 31 | 11 |
| 0063 Kalamazoo City 3 | 2099 | 1056 | 50.31 | 78 | 75 | 703 | 733 | 51 | 34 | 35 | 15 |
| 0064 Kalamazoo City 4 | 2030 | 642 | 31.63 | 136 | 134 | 328 | 306 | 27 | 11 | 12 | 9 |
| 0065 Kalamazoo City 5 | 2918 | 1542 | 52.84 | 274 | 233 | 928 | 908 | 56 | 40 | 30 | 11 |
| 0066 Kalamazoo City 6 | 1776 | 1096 | 61.71 | 255 | 229 | 597 | 549 | 24 | 20 | 26 | 13 |
| 0067 Kalamazoo City 7 | 2592 | 1073 | 41.40 | 105 | 86 | 762 | 764 | 29 | 17 | 29 | 12 |
| 0068 Kalamazoo City 8 | 2161 | 725 | 33.55 | 38 | 32 | 527 | 489 | 19 | 20 | 24 | 10 |
| 0069 Kalamazoo City 9 | 2028 | 808 | 39.84 | 30 | 29 | 610 | 562 | 12 | 8 | 18 | 6 |
| 0070 Kalamazoo City 10 | 2312 | 1235 | 53.42 | 284 | 243 | 618 | 580 | 44 | 38 | 51 | 28 |
| 0071 Kalamazoo City 11 | 1767 | 719 | 40.69 | 60 | 41 | 504 | 488 | 14 | 16 | 25 | 11 |
| 0072 Kalamazoo City 12 | 1922 | 1291 | 67.17 | 313 | 269 | 724 | 730 | 51 | 32 | 34 | 13 |
| 0073 Kalamazoo City 13 | 1573 | 542 | 34.46 | 73 | 57 | 322 | 294 | 18 | 13 | 32 | 15 |
| 0074 Kalamazoo City 14 | 1549 | 593 | 38.28 | 79 | 71 | 383 | 365 | 30 | 23 | 31 | 19 |
| 0075 Kalamazoo City 15 | 2298 | 1016 | 44.21 | 151 | 141 | 617 | 608 | 33 | 20 | 45 | 22 |
| 0076 Kalamazoo City 16 | 1958 | 1257 | 64.20 | 278 | 252 | 676 | 673 | 46 | 34 | 41 | 14 |
| 0077 Kalamazoo City 17 | 1781 | 1065 | 59.80 | 276 | 242 | 552 | 528 | 44 | 39 | 34 | 16 |
| 0078 Kalamazoo City 18 | 1773 | 1034 | 58.32 | 234 | 197 | 567 | 546 | 36 | 28 | 39 | 19 |
| 0079 Kalamazoo City 19 | 2549 | 1213 | 47.59 | 249 | 220 | 684 | 667 | 51 | 38 | 47 | 17 |
| 0080 Kalamazoo City 20 | 2214 | 1573 | 71.05 | 315 | 288 | 959 | 947 | 45 | 31 | 21 | 10 |
| 0081 Kalamazoo City 21 | 1336 | 1069 | 80.01 | 209 | 183 | 685 | 688 | 37 | 24 | 8 | 3 |
| 0082 Kalamazoo City 22 | 2434 | 1307 | 53.70 | 247 | 228 | 800 | 771 | 36 | 31 | 30 | 18 |
| 0083 Kalamazoo City 23 | 1271 | 676 | 53.19 | 157 | 146 | 355 | 347 | 24 | 20 | 26 | 17 |
| 0084 Kalamazoo City 24 | 1179 | 730 | 61.92 | 121 | 100 | 448 | 458 | 23 | 13 | 25 | 6 |
| 0085 Kalamazoo City 25 | 1438 | 1070 | 74.41 | 325 | 286 | 560 | 572 | 29 | 25 | 16 | 12 |
| 0086 Kalamazoo City 26 | 1757 | 1202 | 68.41 | 294 | 263 | 678 | 682 | 29 | 31 | 27 | 7 |
| 0087 Kalamazoo City 27 | 1493 | 579 | 38.78 | 49 | 37 | 383 | 397 | 29 | 21 | 18 | 3 |
| 0088 Parchment City 1 | 1429 | 851 | 59.55 | 269 | 258 | 367 | 340 | 33 | 32 | 32 | 12 |
| 0089 Portage City 1 | 1631 | 902 | 55.30 | 259 | 231 | 436 | 409 | 32 | 31 | 36 | 10 |
| 0090 Portage City 2 | 1766 | 759 | 42.98 | 215 | 184 | 334 | 315 | 31 | 23 | 40 | 31 |

| | | | | Governor of Wayne State University | | | | | | | |
|---|---|---|---|---|---|---|---|---|---|---|---|
| | | | | 2 TO BE ELECTED | | | | | | | |
| 107 PRECINCTS | REGISTERED | BALLOTS | TURNOUT PERCENTAGE | DDuanaeskis (REP) | DNaivchidlson (REP) | BCBr. ayanarhil (DEM) | AKnuimlar (DEM) | JEolngas (LIB) | JTHo.argenerader (LIB) | CCShr.ihrisatrenze (UST) | MJSaorscensposhkis (UST) |
| 0091 Portage City 3 | 1979 | 1242 | 62.76 | 481 | 428 | 453 | 422 | 41 | 29 | 59 | 20 |
| 0092 Portage City 4 | 1589 | 1116 | 70.23 | 480 | 433 | 407 | 364 | 25 | 20 | 25 | 18 |
| 0093 Portage City 5 | 1542 | 990 | 64.20 | 354 | 318 | 390 | 360 | 38 | 30 | 39 | 21 |
| 0094 Portage City 6 | 1878 | 1300 | 69.22 | 504 | 439 | 485 | 451 | 50 | 36 | 39 | 14 |
| 0095 Portage City 7 | 2787 | 1599 | 57.37 | 437 | 371 | 805 | 767 | 61 | 45 | 67 | 30 |
| 0096 Portage City 8 | 1842 | 1332 | 72.31 | 517 | 453 | 555 | 580 | 24 | 19 | 27 | 9 |
| 0097 Portage City 9 | 1466 | 1071 | 73.06 | 389 | 350 | 449 | 448 | 44 | 28 | 29 | 10 |
| 0098 Portage City 10 | 2110 | 1391 | 65.92 | 569 | 510 | 503 | 458 | 41 | 34 | 40 | 15 |
| 0099 Portage City 11 | 2011 | 1372 | 68.22 | 467 | 431 | 624 | 608 | 32 | 27 | 33 | 16 |
| 0100 Portage City 12 | 2130 | 1537 | 72.16 | 600 | 572 | 618 | 561 | 39 | 25 | 43 | 21 |
| 0101 Portage City 13 | 2658 | 1772 | 66.67 | 642 | 583 | 713 | 679 | 67 | 59 | 50 | 23 |
| 0102 Portage City 14 | 1686 | 1168 | 69.28 | 431 | 393 | 481 | 458 | 30 | 30 | 30 | 11 |
| 0103 Portage City 15 | 1815 | 1126 | 62.04 | 362 | 324 | 521 | 507 | 41 | 28 | 33 | 19 |
| 0104 Portage City 16 | 2365 | 1509 | 63.81 | 534 | 486 | 658 | 633 | 41 | 44 | 52 | 27 |
| 0105 Portage City 17 | 1810 | 1298 | 71.71 | 503 | 470 | 510 | 487 | 34 | 29 | 32 | 18 |
| 0106 Portage City 18 | 1856 | 1295 | 69.77 | 473 | 444 | 544 | 538 | 38 | 33 | 26 | 8 |
| 0107 Portage City 19 | 1828 | 1144 | 62.58 | 370 | 351 | 481 | 488 | 40 | 23 | 30 | 18 |
| GRAND TOTALS | 195562 | 116257 | 59.45 | 38527 | 35179 | 51581 | 49280 | 3601 | 2842 | 3691 | 1734 |

County Commissioner 1st District

| 10 PRECINCTS | REGISTERED VOTERS | BALLOTS CAST | TURNOUT PERCENTAGE | Ronald Olson (REP) | Stephanie Moore (DEM) |
|---|---|---|---|---|---|
| 0027 Kalamazoo Township | 1994 | 930 | 46.64 | 275 | 603 |
| 0028 Kalamazoo Township | 1307 | 661 | 50.57 | 195 | 433 |
| 0061 Kalamazoo City 1 | 1797 | 901 | 50.14 | 165 | 672 |
| 0067 Kalamazoo City 7 | 2592 | 1073 | 41.40 | 152 | 837 |
| 0068 Kalamazoo City 8 | 2161 | 725 | 33.55 | 61 | 634 |
| 0069 Kalamazoo City 9 | 2028 | 808 | 39.84 | 34 | 743 |
| 0071 Kalamazoo City 11 | 1767 | 719 | 40.69 | 81 | 605 |
| 0073 Kalamazoo City 13 | 1573 | 542 | 34.46 | 107 | 399 |
| 0074 Kalamazoo City 14 | 1549 | 593 | 38.28 | 112 | 455 |
| 0087 Kalamazoo City 27 | 1493 | 579 | 38.78 | 80 | 455 |
| GRAND TOTALS | 18261 | 7531 | 41.24 | 1262 | 5836 |

| 10 PRECINCTS | REGISTERED VOTERS | BALLOTS CAST | VOTER TURNOUT PERCENTAGE | County Commissioner 2nd District PHaaulg (DEM) |
|---|---|---|---|---|
| 0019 Kalamazoo Township | 651 | 228 | 35.02 | 163 |
| 0063 Kalamazoo City 3 | 2099 | 1056 | 50.31 | 898 |
| 0075 Kalamazoo City 15 | 2298 | 1016 | 44.21 | 853 |
| 0076 Kalamazoo City 16 | 1958 | 1257 | 64.20 | 947 |
| 0077 Kalamazoo City 17 | 1781 | 1065 | 59.80 | 783 |
| 0078 Kalamazoo City 18 | 1773 | 1034 | 58.32 | 800 |
| 0080 Kalamazoo City 20 | 2214 | 1573 | 71.05 | 1238 |
| 0081 Kalamazoo City 21 | 1336 | 1069 | 80.01 | 832 |
| 0083 Kalamazoo City 23 | 1271 | 676 | 53.19 | 516 |
| 0084 Kalamazoo City 24 | 1179 | 730 | 61.92 | 595 |
| GRAND TOTALS | 16560 | 9704 | 58.60 | 7625 |

County Commissioner 3rd District

| 7 PRECINCTS | REGISTERED VOTERS | BALLOTS CAST | TURNOUT PERCENTAGE | Charley Coss (REP) | Tracy Hall (DEM) |
|---|---|---|---|---|---|
| 0062 Kalamazoo City 2 | 3851 | 1665 | 43.24 | 325 | 1183 |
| 0064 Kalamazoo City 4 | 2030 | 642 | 31.63 | 178 | 393 |
| 0072 Kalamazoo City 12 | 1922 | 1291 | 67.17 | 344 | 884 |
| 0079 Kalamazoo City 19 | 2549 | 1213 | 47.59 | 290 | 846 |
| 0082 Kalamazoo City 22 | 2434 | 1307 | 53.70 | 258 | 966 |
| 0085 Kalamazoo City 25 | 1438 | 1070 | 74.41 | 341 | 660 |
| 0086 Kalamazoo City 26 | 1757 | 1202 | 68.41 | 325 | 803 |
| GRAND TOTALS | 15981 | 8390 | 52.50 | 2061 | 5735 |

| 10 PRECINCTS | REGISTERED VOTERS | BALLOTS CAST | TURNOUT PERCENTAGE | County Commissioner 4th District Mascall (DEM) |
|---|---|---|---|---|
| 0020 Kalamazoo Township | 1510 | 706 | 46.75 | 532 |
| 0022 Kalamazoo Township | 906 | 583 | 64.35 | 465 |
| 0023 Kalamazoo Township | 2141 | 1251 | 58.43 | 975 |
| 0024 Kalamazoo Township | 1252 | 909 | 72.60 | 699 |
| 0025 Kalamazoo Township | 640 | 390 | 60.94 | 304 |
| 0029 Kalamazoo Township | 2209 | 1057 | 47.85 | 839 |
| 0065 Kalamazoo City 5 | 2918 | 1542 | 52.84 | 1240 |
| 0066 Kalamazoo City 6 | 1776 | 1096 | 61.71 | 812 |
| 0070 Kalamazoo City 10 | 2312 | 1235 | 53.42 | 888 |
| 0088 Parchment City 1 | 1429 | 851 | 59.55 | 611 |
| GRAND TOTALS | 17093 | 9620 | 56.28 | 7365 |

| | | | | County Commissioner 5th District | |
|---|---|---|---|---|---|
| 10 PRECINCTS | REGISTERED VOTERS | BALLOTS CAST | TURNOUT PERCENTAGE | Chaldon (REP) | J.M. Rogers (DEM) |
| 0001 Alamo Township 1 | 1107 | 755 | 68.20 | 418 | 284 |
| 0002 Alamo Township 2 | 1919 | 1224 | 63.78 | 645 | 500 |
| 0021 Kalamazoo Township | 2612 | 1760 | 67.38 | 477 | 1204 |
| 0026 Kalamazoo Township | 2283 | 1527 | 66.89 | 525 | 924 |
| 0030 Oshtemo Township 1 | 1258 | 959 | 76.23 | 464 | 442 |
| 0031 Oshtemo Township 2 | 2447 | 1559 | 63.71 | 624 | 855 |
| 0032 Oshtemo Township 3 | 1516 | 1189 | 78.43 | 366 | 779 |
| 0035 Oshtemo Township 6 | 1816 | 996 | 54.85 | 335 | 604 |
| 0038 Oshtemo Township 9 | 2661 | 1375 | 51.67 | 427 | 872 |
| 0039 Oshtemo Township 10 | 834 | 601 | 72.06 | 224 | 336 |
| GRAND TOTALS | 18453 | 11945 | 64.73 | 4505 | 6800 |

County Commissioner 6th District

| 10 PRECINCTS | REGISTERED VOTERS | BALLOTS CAST | TURNOUT PERCENTAGE | Ron Kendall (REP) |
|---|---|---|---|---|
| 0014 Cooper Township 1 | 1062 | 669 | 62.99 | 466 |
| 0015 Cooper Township 2 | 1277 | 886 | 69.38 | 605 |
| 0016 Cooper Township 3 | 2531 | 1490 | 58.87 | 991 |
| 0017 Cooper Township 4 | 2331 | 1663 | 71.34 | 1175 |
| 0018 Cooper Township 5 | 620 | 327 | 52.74 | 197 |
| 0044 Richland Township 1 | 2315 | 1590 | 68.68 | 1104 |
| 0045 Richland Township 2 | 1597 | 1108 | 69.38 | 770 |
| 0046 Richland Township 3 | 2393 | 1548 | 64.69 | 1027 |
| 0047 Ross Township 1 | 2090 | 1404 | 67.18 | 986 |
| 0048 Ross Township 2 | 2065 | 1486 | 71.96 | 1046 |
| GRAND TOTALS | 18281 | 12171 | 66.58 | 8367 |

County Commissioner 7th District

| 11 PRECINCTS | REGISTERED VOTERS | BALLOTS CAST | TURNOUT PERCENTAGE | Roger Edwards Tuinier (REP) |
|---|---|---|---|---|
| 0005 Charleston Township | 1488 | 939 | 63.10 | 663 |
| 0006 Climax Township 1 | 1763 | 1106 | 62.73 | 821 |
| 0007 Comstock Township 1 | 1833 | 1196 | 65.25 | 876 |
| 0008 Comstock Township 2 | 2130 | 1165 | 54.69 | 745 |
| 0009 Comstock Township 3 | 1935 | 1031 | 53.28 | 730 |
| 0010 Comstock Township 4 | 1454 | 1004 | 69.05 | 675 |
| 0011 Comstock Township 5 | 1497 | 1026 | 68.54 | 654 |
| 0012 Comstock Township 6 | 1278 | 838 | 65.57 | 533 |
| 0013 Comstock Township 7 | 1560 | 776 | 49.74 | 453 |
| 0059 Wakeshma Township 1 | 957 | 557 | 58.20 | 413 |
| 0060 Galesburg City 1 | 1426 | 654 | 45.86 | 450 |
| GRAND TOTALS | 17321 | 10292 | 59.42 | 7013 |

County Commissioner 8th District

| 11 PRECINCTS | REGISTERED VOTERS | BALLOTS CAST | TURNOUT PERCENTAGE | John Gisler (REP) | Cody Dekker (DEM) |
|---|---|---|---|---|---|
| 0003 Brady Township 1 | 1861 | 1143 | 61.42 | 643 | 427 |
| 0004 Brady Township 2 | 1458 | 972 | 66.67 | 659 | 259 |
| 0040 Pavilion Township 1 | 1994 | 1303 | 65.35 | 752 | 466 |
| 0041 Pavilion Township 2 | 1078 | 712 | 66.05 | 439 | 223 |
| 0042 Pavilion Township 3 | 1663 | 744 | 44.74 | 341 | 359 |
| 0043 Prairie Ronde Towns | 1828 | 1251 | 68.44 | 773 | 381 |
| 0049 Schoolcraft Townshi | 1721 | 1053 | 61.19 | 556 | 434 |
| 0050 Schoolcraft Townshi | 1127 | 725 | 64.33 | 365 | 301 |
| 0051 Schoolcraft Townshi | 2697 | 1548 | 57.40 | 785 | 680 |
| 0052 Schoolcraft Townshi | 1205 | 810 | 67.22 | 471 | 286 |
| 0090 Portage City 2 | 1766 | 759 | 42.98 | 259 | 434 |
| GRAND TOTALS | 18398 | 11020 | 59.90 | 6043 | 4250 |

County Commissioner 9th District

| 10 PRECINCTS | REGISTERED VOTERS | BALLOTS CAST | TURNOUT PERCENTAGE | Dale Shugars (REP) | Christine Morse (DEM) |
|---|---|---|---|---|---|
| 0033 Oshtemo Township 4 | 1829 | 1183 | 64.68 | 432 | 704 |
| 0034 Oshtemo Township 5 | 1992 | 787 | 39.51 | 150 | 600 |
| 0036 Oshtemo Township 7 | 1704 | 967 | 56.75 | 389 | 532 |
| 0037 Oshtemo Township 8 | 1215 | 666 | 54.81 | 242 | 391 |
| 0053 Texas Township 1 | 2157 | 1437 | 66.62 | 796 | 586 |
| 0054 Texas Township 2 | 1930 | 1313 | 68.03 | 746 | 526 |
| 0055 Texas Township 3 | 1839 | 1057 | 57.48 | 449 | 582 |
| 0056 Texas Township 4 | 2601 | 1663 | 63.94 | 795 | 812 |
| 0057 Texas Township 5 | 2619 | 1722 | 65.75 | 856 | 814 |
| 0058 Texas Township 6 | 2345 | 1625 | 69.30 | 929 | 642 |
| GRAND TOTALS | 20231 | 12420 | 61.39 | 5784 | 6189 |

County Commissioner 10th District

| 9 PRECINCTS | REGISTERED VOTERS | BALLOTS CAST | TURNOUT PERCENTAGE | Steve Carra (REP) | Mike Quinn (DEM) |
|---|---|---|---|---|---|
| 0089 Portage City 1 | 1631 | 902 | 55.30 | 299 | 542 |
| 0096 Portage City 8 | 1842 | 1332 | 72.31 | 600 | 668 |
| 0097 Portage City 9 | 1466 | 1071 | 73.06 | 446 | 569 |
| 0098 Portage City 10 | 2110 | 1391 | 65.92 | 677 | 604 |
| 0099 Portage City 11 | 2011 | 1372 | 68.22 | 563 | 747 |
| 0101 Portage City 13 | 2658 | 1772 | 66.67 | 762 | 900 |
| 0102 Portage City 14 | 1686 | 1168 | 69.28 | 496 | 622 |
| 0104 Portage City 16 | 2365 | 1509 | 63.81 | 655 | 791 |
| 0106 Portage City 18 | 1856 | 1295 | 69.77 | 552 | 669 |
| GRAND TOTALS | 17625 | 11812 | 67.02 | 5050 | 6112 |

County Commissioner 11th District

| 9 PRECINCTS | REGISTERED VOTERS | BALLOTS CAST | TURNOUT PERCENTAGE | Scott McGraw (REP) | Meredith Place (DEM) |
|---|---|---|---|---|---|
| 0091 Portage City 3 | 1979 | 1242 | 62.76 | 572 | 597 |
| 0092 Portage City 4 | 1589 | 1116 | 70.23 | 575 | 486 |
| 0093 Portage City 5 | 1542 | 990 | 64.20 | 440 | 499 |
| 0094 Portage City 6 | 1878 | 1300 | 69.22 | 622 | 603 |
| 0095 Portage City 7 | 2787 | 1599 | 57.37 | 509 | 986 |
| 0100 Portage City 12 | 2130 | 1537 | 72.16 | 692 | 760 |
| 0103 Portage City 15 | 1815 | 1126 | 62.04 | 432 | 645 |
| 0105 Portage City 17 | 1810 | 1298 | 71.71 | 611 | 634 |
| 0107 Portage City 19 | 1828 | 1144 | 62.58 | 436 | 632 |
| GRAND TOTALS | 17358 | 11352 | 65.40 | 4889 | 5842 |

| 2 PRECINCTS | REGISTERED VOTERS | BALLOTS CAST | TURNOUT PERCENTAGE | Alamo Township Alamo Township Election Inspector 1 (REP) |
|---|---|---|---|---|
| 0001 Alamo Township 1 | 1107 | 755 | 68.20 | 538 |
| 0002 Alamo Township 2 | 1919 | 1224 | 63.78 | 911 |
| GRAND TOTALS | 3026 | 1979 | 65.40 | 1449 |

Comstock Charter Township Comstock Charter Township

| 7 PRECINCTS | REGISTERED VOTERS | BALLOTS CAST | TURNOUT PERCENTAGE | Christopher Daniels (REP) | Dave Camburn (NPA) | Amy Dyer Taylor (NPA) |
|---|---|---|---|---|---|---|
| 0007 Comstock Township 1 | 1833 | 1196 | 65.25 | 554 | 197 | 285 |
| 0008 Comstock Township 2 | 2130 | 1165 | 54.69 | 426 | 323 | 272 |
| 0009 Comstock Township 3 | 1935 | 1031 | 53.28 | 432 | 229 | 232 |
| 0010 Comstock Township 4 | 1454 | 1004 | 69.05 | 484 | 169 | 203 |
| 0011 Comstock Township 5 | 1497 | 1026 | 68.54 | 402 | 285 | 201 |
| 0012 Comstock Township 6 | 1278 | 838 | 65.57 | 327 | 234 | 176 |
| 0013 Comstock Township 7 | 1560 | 776 | 49.74 | 222 | 160 | 238 |
| GRAND TOTALS | 11687 | 7036 | 60.20 | 2847 | 1597 | 1607 |

| 11 PRECINCTS | REGISTERED VOTERS | BALLOTS CAST | TURNOUT PERCENTAGE | Kalamazoo Charter Township Kalamazoo Charter Township Don Martin (DEM) | Kalamazoo Charter Township Kalamazoo Charter Township Jen Strebs (DEM) | Kalamazoo Charter Township Kalamazoo Charter Township Christopher Mihelich (NPA) |
|---|---|---|---|---|---|---|
| 0019 Kalamazoo Township | 651 | 228 | 35.02 | 160 | 116 | 61 |
| 0020 Kalamazoo Township | 1510 | 706 | 46.75 | 537 | 428 | 150 |
| 0021 Kalamazoo Township | 2612 | 1760 | 67.38 | 1325 | 1124 | 328 |
| 0022 Kalamazoo Township | 906 | 583 | 64.35 | 471 | 416 | 81 |
| 0023 Kalamazoo Township | 2141 | 1251 | 58.43 | 986 | 864 | 183 |
| 0024 Kalamazoo Township | 1252 | 909 | 72.60 | 714 | 610 | 144 |
| 0025 Kalamazoo Township | 640 | 390 | 60.94 | 304 | 275 | 49 |
| 0026 Kalamazoo Township | 2283 | 1527 | 66.89 | 1094 | 888 | 304 |
| 0027 Kalamazoo Township | 1994 | 930 | 46.64 | 719 | 631 | 176 |
| 0028 Kalamazoo Township | 1307 | 661 | 50.57 | 542 | 435 | 143 |
| 0029 Kalamazoo Township | 2209 | 1057 | 47.85 | 838 | 710 | 194 |
| GRAND TOTALS | 17505 | 10002 | 57.14 | 7690 | 6497 | 1813 |

| 3 PRECINCTS | REGISTERED VOTERS | BALLOTS | TURNOUT PERCENTAGE | Pavilion Township Pavilion Township John R. Shepherd (REP) |
|---|---|---|---|---|
| 0040 Pavilion Township 1 | 1994 | 1303 | 65.35 | 966 |
| 0041 Pavilion Township 2 | 1078 | 712 | 66.05 | 512 |
| 0042 Pavilion Township 3 | 1663 | 744 | 44.74 | 519 |
| GRAND TOTALS | 4735 | 2759 | 58.27 | 1997 |

| 2 PRECINCTS | REGISTERED VOTERS | BALLOTS CAST | TURNOUT PERCENTAGE | Ross Township Ross Township: Robert B. Baker, Jr. (REP) | Ross Township Ross Township: Norman P. Kellogg (REP) | Ross Township Ross Township 2 TO BE ELECTED: Lynn M. Harmon (REP) | Ross Township Ross Township 2 TO BE ELECTED: David Senkewitz (REP) | Ross Township Ross Township 2 TO BE ELECTED: Alexander D. Harris (NPA) |
|---|---|---|---|---|---|---|---|---|
| 0047 Ross Township 1 | 2090 | 1404 | 67.18 | 1012 | 931 | 877 | 722 | 346 |
| 0048 Ross Township 2 | 2065 | 1486 | 71.96 | 1051 | 1054 | 915 | 800 | 383 |
| GRAND TOTALS | 4155 | 2890 | 69.55 | 2063 | 1985 | 1792 | 1522 | 729 |

| 2 PRECINCTS | REGISTERED VOTERS | BALLOTS CAST | TURNOUT PERCENTAGE | Treasurer Ross Township: Cynthia Genung (REP) | Treasurer Ross Township: Christian Chojnowski (NPA) | Trustee Ross Township: Sidney D. Durham (REP) | Trustee Ross Township: Mike Sulka (NPA) | Trustee Ross Township: Diana Langshaw (REP) | Trustee Ross Township: Michael Bekes (NPA) |
|---|---|---|---|---|---|---|---|---|---|
| 0047 Ross Township 1 | 2090 | 1404 | 67.18 | 680 | 508 | 524 | 686 | 567 | 630 |
| 0048 Ross Township 2 | 2065 | 1486 | 71.96 | 720 | 561 | 658 | 637 | 687 | 606 |
| GRAND TOTALS | 4155 | 2890 | 69.55 | 1400 | 1069 | 1182 | 1323 | 1254 | 1236 |

| 107 PRECINCTS | REGISTERED VOTERS | BALLOTS CAST | TURNOUT PERCENTAGE | Justice of Supreme Court 2 TO BE ELECTED: Samuel Bagenstos (NON) | Megan K. Cavanagh (NON) | Elizabeth T. Clement (NON) | David Deegan (NON) | Kerry L. Morgan (NON) | Kurtis T. Wilder (NON) | Judge of Court of Appeals Judge of Court of Appeals 2 TO BE ELECTED: Kristina Robinson Garrett (NON) | Mark J. Riordan (NON) |
|---|---|---|---|---|---|---|---|---|---|---|---|
| 0001 Alamo Township 1 | 1107 | 755 | 68.20 | 96 | 239 | 369 | 33 | 20 | 302 | 448 | 401 |
| 0002 Alamo Township 2 | 1919 | 1224 | 63.78 | 121 | 430 | 683 | 62 | 68 | 477 | 781 | 683 |
| 0003 Brady Township 1 | 1861 | 1143 | 61.42 | 125 | 303 | 672 | 72 | 87 | 461 | 789 | 654 |
| 0004 Brady Township 2 | 1458 | 972 | 66.67 | 99 | 204 | 472 | 75 | 90 | 483 | 652 | 546 |
| 0005 Charleston Township | 1488 | 939 | 63.10 | 92 | 264 | 432 | 21 | 111 | 438 | 596 | 513 |
| 0006 Climax Township 1 | 1763 | 1106 | 62.73 | 118 | 297 | 511 | 48 | 60 | 579 | 697 | 612 |
| 0007 Comstock Township 1 | 1833 | 1196 | 65.25 | 189 | 378 | 605 | 66 | 104 | 445 | 817 | 674 |
| 0008 Comstock Township 2 | 2130 | 1165 | 54.69 | 143 | 436 | 575 | 83 | 95 | 343 | 799 | 610 |
| 0009 Comstock Township 3 | 1935 | 1031 | 53.28 | 114 | 264 | 554 | 83 | 87 | 390 | 681 | 523 |
| 0010 Comstock Township 4 | 1454 | 1004 | 69.05 | 142 | 284 | 490 | 41 | 82 | 427 | 606 | 534 |
| 0011 Comstock Township 5 | 1497 | 1026 | 68.54 | 158 | 307 | 479 | 27 | 125 | 437 | 667 | 583 |
| 0012 Comstock Township 6 | 1278 | 838 | 65.57 | 130 | 276 | 417 | 28 | 62 | 358 | 539 | 471 |
| 0013 Comstock Township 7 | 1560 | 776 | 49.74 | 136 | 295 | 361 | 31 | 77 | 238 | 512 | 408 |
| 0014 Cooper Township 1 | 1062 | 669 | 62.99 | 92 | 255 | 351 | 37 | 39 | 234 | 437 | 364 |
| 0015 Cooper Township 2 | 1277 | 886 | 69.38 | 111 | 244 | 482 | 62 | 64 | 369 | 576 | 479 |
| 0016 Cooper Township 3 | 2531 | 1490 | 58.87 | 214 | 480 | 686 | 101 | 160 | 606 | 964 | 809 |
| 0017 Cooper Township 4 | 2331 | 1663 | 71.34 | 228 | 454 | 818 | 41 | 184 | 783 | 1073 | 960 |
| 0018 Cooper Township 5 | 620 | 327 | 52.74 | 52 | 116 | 149 | 8 | 23 | 126 | 218 | 166 |
| 0019 Kalamazoo Township | 651 | 228 | 35.02 | 41 | 82 | 83 | 17 | 31 | 59 | 145 | 104 |
| 0020 Kalamazoo Township | 1510 | 706 | 46.75 | 113 | 303 | 341 | 41 | 58 | 193 | 477 | 342 |
| 0021 Kalamazoo Township | 2612 | 1760 | 67.38 | 385 | 578 | 877 | 79 | 143 | 606 | 1135 | 922 |
| 0022 Kalamazoo Township | 906 | 583 | 64.35 | 185 | 270 | 197 | 23 | 50 | 131 | 353 | 276 |
| 0023 Kalamazoo Township | 2141 | 1251 | 58.43 | 330 | 528 | 484 | 28 | 144 | 351 | 806 | 615 |
| 0024 Kalamazoo Township | 1252 | 909 | 72.60 | 278 | 407 | 347 | 27 | 45 | 280 | 564 | 464 |
| 0025 Kalamazoo Township | 640 | 390 | 60.94 | 107 | 194 | 172 | 16 | 29 | 90 | 275 | 211 |
| 0026 Kalamazoo Township | 2283 | 1527 | 66.89 | 273 | 627 | 763 | 83 | 115 | 481 | 1011 | 831 |
| 0027 Kalamazoo Township | 1994 | 930 | 46.64 | 162 | 303 | 449 | 63 | 111 | 279 | 628 | 445 |
| 0028 Kalamazoo Township | 1307 | 661 | 50.57 | 127 | 258 | 260 | 50 | 83 | 214 | 466 | 331 |
| 0029 Kalamazoo Township | 2209 | 1057 | 47.85 | 226 | 397 | 386 | 31 | 145 | 348 | 706 | 514 |
| 0030 Oshtemo Township 1 | 1258 | 959 | 76.23 | 157 | 289 | 511 | 27 | 35 | 475 | 606 | 552 |
| 0031 Oshtemo Township 2 | 2447 | 1559 | 63.71 | 294 | 583 | 802 | 63 | 115 | 543 | 1045 | 882 |
| 0032 Oshtemo Township 3 | 1516 | 1189 | 78.43 | 305 | 492 | 615 | 37 | 59 | 376 | 749 | 660 |
| 0033 Oshtemo Township 4 | 1829 | 1183 | 64.68 | 275 | 432 | 564 | 62 | 95 | 400 | 810 | 650 |
| 0034 Oshtemo Township 5 | 1992 | 787 | 39.51 | 173 | 328 | 304 | 34 | 100 | 236 | 527 | 386 |
| 0035 Oshtemo Township 6 | 1816 | 996 | 54.85 | 204 | 360 | 461 | 22 | 107 | 375 | 674 | 550 |
| 0036 Oshtemo Township 7 | 1704 | 967 | 56.75 | 192 | 364 | 444 | 26 | 49 | 373 | 649 | 517 |
| 0037 Oshtemo Township 8 | 1215 | 666 | 54.81 | 149 | 281 | 297 | 28 | 60 | 189 | 459 | 344 |
| 0038 Oshtemo Township 9 | 2661 | 1375 | 51.67 | 298 | 559 | 664 | 67 | 96 | 440 | 902 | 719 |
| 0039 Oshtemo Township 10 | 834 | 601 | 72.06 | 108 | 190 | 309 | 27 | 45 | 206 | 377 | 295 |
| 0040 Pavilion Township 1 | 1994 | 1303 | 65.35 | 134 | 378 | 617 | 85 | 128 | 547 | 823 | 736 |
| 0041 Pavilion Township 2 | 1078 | 712 | 66.05 | 82 | 186 | 305 | 27 | 96 | 315 | 418 | 374 |
| 0042 Pavilion Township 3 | 1663 | 744 | 44.74 | 106 | 271 | 344 | 23 | 44 | 312 | 499 | 376 |
| 0043 Prairie Ronde Towns | 1828 | 1251 | 68.44 | 168 | 390 | 671 | 52 | 70 | 489 | 802 | 702 |
| 0044 Richland Township 1 | 2315 | 1590 | 68.68 | 205 | 594 | 868 | 78 | 92 | 595 | 1046 | 901 |
| 0045 Richland Township 2 | 1597 | 1108 | 69.38 | 171 | 307 | 633 | 53 | 73 | 456 | 694 | 638 |
| 0046 Richland Township 3 | 2393 | 1548 | 64.69 | 236 | 428 | 767 | 104 | 135 | 660 | 991 | 876 |

| 107 PRECINCTS | REGISTERED VOTERS | BALLOTS CAST | TURNOUT PERCENTAGE | Justice of Supreme Court 2 TO BE ELECTED: Samuel Bagenstos (NON) | Megan K. Cavanagh (NON) | Elizabeth T. Clement (NON) | David Deegan (NON) | Kerry L. Morgan (NON) | Kurtis T. Wilder (NON) | Judge of Court of Appeals 2 TO BE ELECTED: Kristina Robinson Garrett (NON) | Michael J. Riordan (NON) |
|---|---|---|---|---|---|---|---|---|---|---|---|
| 0047 Ross Township 1 | 2090 | 1404 | 67.18 | 175 | 380 | 602 | 52 | 160 | 625 | 880 | 739 |
| 0048 Ross Township 2 | 2065 | 1486 | 71.96 | 237 | 431 | 772 | 33 | 84 | 687 | 900 | 803 |
| 0049 Schoolcraft Townshi | 1721 | 1053 | 61.19 | 155 | 354 | 558 | 47 | 86 | 395 | 707 | 595 |
| 0050 Schoolcraft Townshi | 1127 | 725 | 64.33 | 71 | 271 | 399 | 47 | 58 | 258 | 496 | 409 |
| 0051 Schoolcraft Townshi | 2697 | 1548 | 57.40 | 186 | 457 | 836 | 125 | 141 | 620 | 1045 | 871 |
| 0052 Schoolcraft Townshi | 1205 | 810 | 67.22 | 87 | 214 | 384 | 48 | 70 | 336 | 495 | 423 |
| 0053 Texas Township 1 | 2157 | 1437 | 66.62 | 195 | 387 | 692 | 30 | 154 | 670 | 916 | 789 |
| 0054 Texas Township 2 | 1930 | 1313 | 68.03 | 213 | 413 | 662 | 20 | 58 | 598 | 833 | 706 |
| 0055 Texas Township 3 | 1839 | 1057 | 57.48 | 214 | 404 | 560 | 39 | 57 | 376 | 733 | 624 |
| 0056 Texas Township 4 | 2601 | 1663 | 63.94 | 285 | 616 | 907 | 67 | 95 | 576 | 1088 | 944 |
| 0057 Texas Township 5 | 2619 | 1722 | 65.75 | 304 | 516 | 946 | 86 | 117 | 657 | 1110 | 997 |
| 0058 Texas Township 6 | 2345 | 1625 | 69.30 | 251 | 496 | 760 | 88 | 122 | 632 | 1032 | 864 |
| 0059 Wakeshma Township 1 | 957 | 557 | 58.20 | 44 | 138 | 232 | 24 | 62 | 254 | 341 | 280 |
| 0060 Galesburg City 1 | 1426 | 654 | 45.86 | 92 | 205 | 298 | 33 | 40 | 296 | 447 | 342 |
| 0061 Kalamazoo City 1 | 1797 | 901 | 50.14 | 284 | 439 | 373 | 41 | 64 | 190 | 587 | 432 |
| 0062 Kalamazoo City 2 | 3851 | 1665 | 43.24 | 382 | 663 | 732 | 108 | 160 | 398 | 1104 | 820 |
| 0063 Kalamazoo City 3 | 2099 | 1056 | 50.31 | 309 | 436 | 434 | 71 | 131 | 210 | 700 | 537 |
| 0064 Kalamazoo City 4 | 2030 | 642 | 31.63 | 109 | 188 | 219 | 78 | 77 | 221 | 400 | 309 |
| 0065 Kalamazoo City 5 | 2918 | 1542 | 52.84 | 426 | 657 | 570 | 37 | 161 | 440 | 1031 | 788 |
| 0066 Kalamazoo City 6 | 1776 | 1096 | 61.71 | 274 | 456 | 494 | 38 | 52 | 361 | 733 | 613 |
| 0067 Kalamazoo City 7 | 2592 | 1073 | 41.40 | 434 | 582 | 351 | 26 | 82 | 149 | 656 | 468 |
| 0068 Kalamazoo City 8 | 2161 | 725 | 33.55 | 167 | 281 | 266 | 44 | 96 | 176 | 465 | 309 |
| 0069 Kalamazoo City 9 | 2028 | 808 | 39.84 | 184 | 306 | 229 | 42 | 122 | 211 | 527 | 312 |
| 0070 Kalamazoo City 10 | 2312 | 1235 | 53.42 | 236 | 438 | 507 | 62 | 149 | 399 | 795 | 619 |
| 0071 Kalamazoo City 11 | 1767 | 719 | 40.69 | 189 | 303 | 241 | 29 | 90 | 173 | 472 | 294 |
| 0072 Kalamazoo City 12 | 1922 | 1291 | 67.17 | 428 | 627 | 524 | 35 | 62 | 377 | 837 | 667 |
| 0073 Kalamazoo City 13 | 1573 | 542 | 34.46 | 104 | 208 | 207 | 34 | 61 | 128 | 339 | 222 |
| 0074 Kalamazoo City 14 | 1549 | 593 | 38.28 | 130 | 261 | 236 | 48 | 61 | 152 | 397 | 283 |
| 0075 Kalamazoo City 15 | 2298 | 1016 | 44.21 | 219 | 394 | 435 | 73 | 132 | 273 | 683 | 541 |
| 0076 Kalamazoo City 16 | 1958 | 1257 | 64.20 | 325 | 507 | 488 | 59 | 132 | 378 | 806 | 664 |
| 0077 Kalamazoo City 17 | 1781 | 1065 | 59.80 | 259 | 407 | 447 | 33 | 110 | 341 | 684 | 560 |
| 0078 Kalamazoo City 18 | 1773 | 1034 | 58.32 | 259 | 433 | 466 | 24 | 71 | 316 | 688 | 544 |
| 0079 Kalamazoo City 19 | 2549 | 1213 | 47.59 | 291 | 511 | 549 | 66 | 94 | 325 | 835 | 602 |
| 0080 Kalamazoo City 20 | 2214 | 1573 | 71.05 | 556 | 805 | 599 | 51 | 84 | 342 | 1002 | 802 |
| 0081 Kalamazoo City 21 | 1336 | 1069 | 80.01 | 439 | 540 | 396 | 27 | 44 | 258 | 629 | 523 |
| 0082 Kalamazoo City 22 | 2434 | 1307 | 53.70 | 440 | 603 | 468 | 59 | 93 | 349 | 796 | 655 |
| 0083 Kalamazoo City 23 | 1271 | 676 | 53.19 | 194 | 276 | 272 | 25 | 65 | 210 | 440 | 349 |
| 0084 Kalamazoo City 24 | 1179 | 730 | 61.92 | 240 | 348 | 277 | 25 | 40 | 165 | 457 | 357 |
| 0085 Kalamazoo City 25 | 1438 | 1070 | 74.41 | 350 | 490 | 472 | 32 | 55 | 291 | 683 | 589 |
| 0086 Kalamazoo City 26 | 1757 | 1202 | 68.41 | 388 | 581 | 497 | 39 | 72 | 291 | 765 | 621 |
| 0087 Kalamazoo City 27 | 1493 | 579 | 38.78 | 199 | 262 | 214 | 33 | 40 | 110 | 375 | 259 |
| 0088 Parchment City 1 | 1429 | 851 | 59.55 | 148 | 287 | 367 | 46 | 91 | 289 | 562 | 453 |
| 0089 Portage City 1 | 1631 | 902 | 55.30 | 172 | 319 | 410 | 34 | 123 | 331 | 628 | 500 |
| 0090 Portage City 2 | 1766 | 759 | 42.98 | 137 | 311 | 314 | 42 | 73 | 283 | 524 | 386 |
| 0091 Portage City 3 | 1979 | 1242 | 62.76 | 204 | 436 | 619 | 64 | 104 | 413 | 831 | 652 |
| 0092 Portage City 4 | 1589 | 1116 | 70.23 | 155 | 424 | 575 | 44 | 68 | 396 | 709 | 599 |

| 107 PRECINCTS | REGISTERED | BALLOTS | TURNOUT PERCENTAGE | Justice of Supreme Court 2 TO BE ELECTED: Sagman (NON) | Maeganhagen (NON) | Cavanaugh (NON) | Clement (NON) | Deegan (NON) | Kerry (NON) | Mooney (NON) | Wui (NON) | Judge of Court of Appeals Judge of Court of Appeals 2 TO BE ELECTED: Kirsten Kelly (NON) | Mariani (NON) | Rogers (NON) |
|---|---|---|---|---|---|---|---|---|---|---|---|---|---|---|
| 0093 Portage City 5 | 1542 | 990 | 64.20 | 144 | 295 | 558 | 55 | 73 | 385 | | | 661 | 547 | |
| 0094 Portage City 6 | 1878 | 1300 | 69.22 | 225 | 381 | 596 | 64 | 114 | 495 | | | 790 | 690 | |
| 0095 Portage City 7 | 2787 | 1599 | 57.37 | 347 | 586 | 724 | 57 | 175 | 566 | | | 1084 | 885 | |
| 0096 Portage City 8 | 1842 | 1332 | 72.31 | 293 | 473 | 655 | 24 | 60 | 529 | | | 872 | 750 | |
| 0097 Portage City 9 | 1466 | 1071 | 73.06 | 227 | 427 | 522 | 38 | 57 | 361 | | | 718 | 610 | |
| 0098 Portage City 10 | 2110 | 1391 | 65.92 | 180 | 498 | 713 | 74 | 111 | 510 | | | 902 | 757 | |
| 0099 Portage City 11 | 2011 | 1372 | 68.22 | 277 | 455 | 722 | 70 | 101 | 498 | | | 891 | 752 | |
| 0100 Portage City 12 | 2130 | 1537 | 72.16 | 272 | 480 | 750 | 88 | 117 | 626 | | | 1035 | 909 | |
| 0101 Portage City 13 | 2658 | 1772 | 66.67 | 321 | 597 | 848 | 38 | 177 | 704 | | | 1187 | 1000 | |
| 0102 Portage City 14 | 1686 | 1168 | 69.28 | 212 | 398 | 581 | 27 | 69 | 502 | | | 791 | 657 | |
| 0103 Portage City 15 | 1815 | 1126 | 62.04 | 254 | 472 | 520 | 47 | 102 | 328 | | | 757 | 617 | |
| 0104 Portage City 16 | 2365 | 1509 | 63.81 | 251 | 606 | 787 | 75 | 100 | 504 | | | 983 | 844 | |
| 0105 Portage City 17 | 1810 | 1298 | 71.71 | 220 | 382 | 718 | 72 | 81 | 495 | | | 866 | 742 | |
| 0106 Portage City 18 | 1856 | 1295 | 69.77 | 241 | 428 | 619 | 61 | 116 | 457 | | | 845 | 718 | |
| 0107 Portage City 19 | 1828 | 1144 | 62.58 | 243 | 383 | 528 | 35 | 100 | 457 | | | 744 | 613 | |
| GRAND TOTALS | 195562 | 116257 | 59.45 | 22691 | 41827 | 54338 | 5225 | 9607 | 40858 | | | 75778 | 62009 | |

| 107 PRECINCTS | REGISTERED VOTERS | BALLOTS CAST | TURNOUT PERCENTAGE | Judge of Court of Appeals Judge of Court of Appeals TCCh. Commeas or (NON) | Judge of Circuit Court Judge of Circuit Court 2 TO BE ELECTED PJBar. idge (NON) | Judge of Circuit Court Judge of Circuit Court 2 TO BE ELECTED PLLai. mgh elt ave o e t (NON) | Judge of Probate Court Judge of Probate Court CJBue. rl tl is (NON) | Judge of District Court Judge of District Court 2 TO BE ELECTED AEBn. l nat ch fo rd (NON) | Judge of District Court Judge of District Court 2 TO BE ELECTED CHhare insi ck e (NON) |
|---|---|---|---|---|---|---|---|---|---|
| 0001 Alamo Township 1 | 1107 | 755 | 68.20 | 461 | 414 | 436 | 478 | 433 | 403 |
| 0002 Alamo Township 2 | 1919 | 1224 | 63.78 | 849 | 718 | 791 | 837 | 773 | 690 |
| 0003 Brady Township 1 | 1861 | 1143 | 61.42 | 818 | 727 | 736 | 835 | 762 | 674 |
| 0004 Brady Township 2 | 1458 | 972 | 66.67 | 669 | 598 | 610 | 667 | 630 | 566 |
| 0005 Charleston Township | 1488 | 939 | 63.10 | 619 | 544 | 587 | 623 | 587 | 507 |
| 0006 Climax Township 1 | 1763 | 1106 | 62.73 | 746 | 663 | 652 | 753 | 704 | 592 |
| 0007 Comstock Township 1 | 1833 | 1196 | 65.25 | 857 | 746 | 770 | 844 | 771 | 696 |
| 0008 Comstock Township 2 | 2130 | 1165 | 54.69 | 792 | 692 | 738 | 813 | 763 | 647 |
| 0009 Comstock Township 3 | 1935 | 1031 | 53.28 | 706 | 573 | 632 | 714 | 636 | 535 |
| 0010 Comstock Township 4 | 1454 | 1004 | 69.05 | 630 | 570 | 618 | 636 | 611 | 554 |
| 0011 Comstock Township 5 | 1497 | 1026 | 68.54 | 681 | 620 | 678 | 710 | 658 | 594 |
| 0012 Comstock Township 6 | 1278 | 838 | 65.57 | 539 | 490 | 540 | 562 | 525 | 473 |
| 0013 Comstock Township 7 | 1560 | 776 | 49.74 | 520 | 430 | 490 | 536 | 495 | 407 |
| 0014 Cooper Township 1 | 1062 | 669 | 62.99 | 446 | 392 | 446 | 458 | 426 | 362 |
| 0015 Cooper Township 2 | 1277 | 886 | 69.38 | 578 | 513 | 570 | 593 | 587 | 499 |
| 0016 Cooper Township 3 | 2531 | 1490 | 58.87 | 1000 | 870 | 941 | 1014 | 979 | 799 |
| 0017 Cooper Township 4 | 2331 | 1663 | 71.34 | 1111 | 988 | 1106 | 1137 | 1054 | 980 |
| 0018 Cooper Township 5 | 620 | 327 | 52.74 | 214 | 182 | 203 | 220 | 214 | 172 |
| 0019 Kalamazoo Township | 651 | 228 | 35.02 | 142 | 115 | 127 | 145 | 133 | 99 |
| 0020 Kalamazoo Township | 1510 | 706 | 46.75 | 499 | 387 | 433 | 501 | 445 | 343 |
| 0021 Kalamazoo Township | 2612 | 1760 | 67.38 | 1156 | 997 | 1144 | 1230 | 1125 | 966 |
| 0022 Kalamazoo Township | 906 | 583 | 64.35 | 362 | 312 | 354 | 382 | 348 | 300 |
| 0023 Kalamazoo Township | 2141 | 1251 | 58.43 | 828 | 679 | 795 | 858 | 773 | 660 |
| 0024 Kalamazoo Township | 1252 | 909 | 72.60 | 575 | 502 | 579 | 598 | 553 | 491 |
| 0025 Kalamazoo Township | 640 | 390 | 60.94 | 272 | 225 | 261 | 281 | 259 | 216 |
| 0026 Kalamazoo Township | 2283 | 1527 | 66.89 | 1059 | 885 | 991 | 1077 | 1000 | 862 |
| 0027 Kalamazoo Township | 1994 | 930 | 46.64 | 663 | 490 | 594 | 687 | 598 | 464 |
| 0028 Kalamazoo Township | 1307 | 661 | 50.57 | 487 | 375 | 439 | 494 | 432 | 366 |
| 0029 Kalamazoo Township | 2209 | 1057 | 47.85 | 735 | 580 | 661 | 776 | 681 | 548 |
| 0030 Oshtemo Township 1 | 1258 | 959 | 76.23 | 645 | 585 | 630 | 643 | 599 | 564 |
| 0031 Oshtemo Township 2 | 2447 | 1559 | 63.71 | 1068 | 940 | 1011 | 1082 | 1021 | 890 |
| 0032 Oshtemo Township 3 | 1516 | 1189 | 78.43 | 771 | 711 | 775 | 817 | 753 | 673 |
| 0033 Oshtemo Township 4 | 1829 | 1183 | 64.68 | 817 | 707 | 815 | 848 | 788 | 711 |
| 0034 Oshtemo Township 5 | 1992 | 787 | 39.51 | 566 | 408 | 551 | 600 | 526 | 404 |
| 0035 Oshtemo Township 6 | 1816 | 996 | 54.85 | 694 | 587 | 673 | 718 | 669 | 570 |
| 0036 Oshtemo Township 7 | 1704 | 967 | 56.75 | 675 | 558 | 653 | 688 | 623 | 541 |
| 0037 Oshtemo Township 8 | 1215 | 666 | 54.81 | 461 | 379 | 433 | 478 | 441 | 367 |
| 0038 Oshtemo Township 9 | 2661 | 1375 | 51.67 | 951 | 775 | 874 | 970 | 868 | 734 |
| 0039 Oshtemo Township 10 | 834 | 601 | 72.06 | 376 | 328 | 355 | 378 | 361 | 309 |
| 0040 Pavilion Township 1 | 1994 | 1303 | 65.35 | 839 | 753 | 828 | 866 | 810 | 735 |
| 0041 Pavilion Township 2 | 1078 | 712 | 66.05 | 441 | 400 | 412 | 445 | 413 | 371 |
| 0042 Pavilion Township 3 | 1663 | 744 | 44.74 | 504 | 433 | 452 | 512 | 478 | 403 |

| 107 PRECINCTS | REGISTERED VOTERS | BALLOTS CAST | TURNOUT PERCENTAGE | Judge of Court of Appeals Judge of Court of Appeals TChristopher Yeoman (NON) | Judge of Circuit Court Judge of Circuit Court 2 TO BE ELECTED PJ Braun (NON) | Judge of Circuit Court Judge of Circuit Court 2 TO BE ELECTED PLL Aigelt (NON) | Judge of Probate Court Judge of Probate Court CJ Berl (NON) | Judge of District Court Judge of District Court 2 TO BE ELECTED AE Bennett (NON) | Judge of District Court Judge of District Court 2 TO BE ELECTED CH Hare in sick (NON) |
|---|---|---|---|---|---|---|---|---|---|
| 0043 Prairie Ronde Towns | 1828 | 1251 | 68.44 | 851 | 728 | 794 | 839 | 772 | 703 |
| 0044 Richland Township 1 | 2315 | 1590 | 68.68 | 1047 | 942 | 1025 | 1056 | 1014 | 883 |
| 0045 Richland Township 2 | 1597 | 1108 | 69.38 | 729 | 685 | 701 | 745 | 695 | 646 |
| 0046 Richland Township 3 | 2393 | 1548 | 64.69 | 1018 | 923 | 976 | 1042 | 951 | 867 |
| 0047 Ross Township 1 | 2090 | 1404 | 67.18 | 884 | 780 | 821 | 888 | 832 | 727 |
| 0048 Ross Township 2 | 2065 | 1486 | 71.96 | 920 | 846 | 907 | 927 | 899 | 808 |
| 0049 Schoolcraft Townshi | 1721 | 1053 | 61.19 | 729 | 643 | 700 | 734 | 689 | 615 |
| 0050 Schoolcraft Townshi | 1127 | 725 | 64.33 | 521 | 462 | 447 | 518 | 465 | 426 |
| 0051 Schoolcraft Townshi | 2697 | 1548 | 57.40 | 1085 | 932 | 1018 | 1106 | 1006 | 894 |
| 0052 Schoolcraft Townshi | 1205 | 810 | 67.22 | 525 | 454 | 474 | 520 | 484 | 432 |
| 0053 Texas Township 1 | 2157 | 1437 | 66.62 | 964 | 840 | 913 | 999 | 887 | 834 |
| 0054 Texas Township 2 | 1930 | 1313 | 68.03 | 857 | 769 | 853 | 884 | 812 | 744 |
| 0055 Texas Township 3 | 1839 | 1057 | 57.48 | 763 | 681 | 721 | 778 | 727 | 646 |
| 0056 Texas Township 4 | 2601 | 1663 | 63.94 | 1113 | 1014 | 1093 | 1135 | 1045 | 966 |
| 0057 Texas Township 5 | 2619 | 1722 | 65.75 | 1156 | 1047 | 1113 | 1156 | 1097 | 1015 |
| 0058 Texas Township 6 | 2345 | 1625 | 69.30 | 1073 | 969 | 1024 | 1076 | 995 | 917 |
| 0059 Wakeshma Township 1 | 957 | 557 | 58.20 | 348 | 315 | 316 | 364 | 325 | 293 |
| 0060 Galesburg City 1 | 1426 | 654 | 45.86 | 464 | 394 | 410 | 467 | 438 | 347 |
| 0061 Kalamazoo City 1 | 1797 | 901 | 50.14 | 568 | 467 | 560 | 611 | 573 | 454 |
| 0062 Kalamazoo City 2 | 3851 | 1665 | 43.24 | 1181 | 896 | 1039 | 1193 | 1072 | 839 |
| 0063 Kalamazoo City 3 | 2099 | 1056 | 50.31 | 717 | 560 | 691 | 738 | 694 | 545 |
| 0064 Kalamazoo City 4 | 2030 | 642 | 31.63 | 449 | 341 | 378 | 458 | 395 | 329 |
| 0065 Kalamazoo City 5 | 2918 | 1542 | 52.84 | 1045 | 855 | 992 | 1076 | 990 | 810 |
| 0066 Kalamazoo City 6 | 1776 | 1096 | 61.71 | 734 | 676 | 734 | 781 | 721 | 624 |
| 0067 Kalamazoo City 7 | 2592 | 1073 | 41.40 | 638 | 516 | 631 | 677 | 651 | 458 |
| 0068 Kalamazoo City 8 | 2161 | 725 | 33.55 | 488 | 375 | 417 | 578 | 460 | 321 |
| 0069 Kalamazoo City 9 | 2028 | 808 | 39.84 | 541 | 391 | 464 | 643 | 523 | 327 |
| 0070 Kalamazoo City 10 | 2312 | 1235 | 53.42 | 817 | 675 | 750 | 865 | 792 | 611 |
| 0071 Kalamazoo City 11 | 1767 | 719 | 40.69 | 462 | 342 | 426 | 533 | 463 | 299 |
| 0072 Kalamazoo City 12 | 1922 | 1291 | 67.17 | 826 | 751 | 827 | 893 | 841 | 686 |
| 0073 Kalamazoo City 13 | 1573 | 542 | 34.46 | 339 | 258 | 306 | 380 | 327 | 215 |
| 0074 Kalamazoo City 14 | 1549 | 593 | 38.28 | 419 | 324 | 377 | 454 | 409 | 307 |
| 0075 Kalamazoo City 15 | 2298 | 1016 | 44.21 | 718 | 584 | 662 | 754 | 691 | 536 |
| 0076 Kalamazoo City 16 | 1958 | 1257 | 64.20 | 832 | 725 | 797 | 867 | 804 | 659 |
| 0077 Kalamazoo City 17 | 1781 | 1065 | 59.80 | 691 | 602 | 680 | 717 | 660 | 576 |
| 0078 Kalamazoo City 18 | 1773 | 1034 | 58.32 | 723 | 590 | 669 | 730 | 680 | 556 |
| 0079 Kalamazoo City 19 | 2549 | 1213 | 47.59 | 842 | 653 | 780 | 866 | 815 | 604 |
| 0080 Kalamazoo City 20 | 2214 | 1573 | 71.05 | 966 | 914 | 971 | 1022 | 975 | 828 |
| 0081 Kalamazoo City 21 | 1336 | 1069 | 80.01 | 611 | 626 | 625 | 666 | 636 | 565 |
| 0082 Kalamazoo City 22 | 2434 | 1307 | 53.70 | 827 | 712 | 802 | 873 | 799 | 659 |
| 0083 Kalamazoo City 23 | 1271 | 676 | 53.19 | 441 | 405 | 429 | 467 | 426 | 357 |
| 0084 Kalamazoo City 24 | 1179 | 730 | 61.92 | 460 | 396 | 447 | 489 | 444 | 377 |

| 107 PRECINCTS | REGISTERED VOTERS | BALLOTS CAST | TURNOUT PERCENTAGE | Judge of Court of Appeals Judge of Court of Appeals: Thomas C. Cameron (NON) | Judge of Circuit Court Judge of Circuit Court 2 TO BE ELECTED: Paul J. Bridenstine (NON) | Judge of Circuit Court Judge of Circuit Court 2 TO BE ELECTED: Pamela L. Lightvoet (NON) | Judge of Probate Court Judge of Probate Court: Curtis J. Bell (NON) | Judge of District Court Judge of District Court 2 TO BE ELECTED: Anne E. Blatchford (NON) | Judge of District Court Judge of District Court 2 TO BE ELECTED: Chris Haenicke (NON) |
|---|---|---|---|---|---|---|---|---|---|
| 0085 Kalamazoo City 25 | 1438 | 1070 | 74.41 | 687 | 644 | 690 | 723 | 670 | 621 |
| 0086 Kalamazoo City 26 | 1757 | 1202 | 68.41 | 777 | 684 | 757 | 812 | 746 | 670 |
| 0087 Kalamazoo City 27 | 1493 | 579 | 38.78 | 368 | 295 | 346 | 385 | 352 | 259 |
| 0088 Parchment City 1 | 1429 | 851 | 59.55 | 590 | 495 | 555 | 597 | 565 | 461 |
| 0089 Portage City 1 | 1631 | 902 | 55.30 | 632 | 522 | 610 | 655 | 604 | 504 |
| 0090 Portage City 2 | 1766 | 759 | 42.98 | 548 | 423 | 471 | 556 | 515 | 401 |
| 0091 Portage City 3 | 1979 | 1242 | 62.76 | 849 | 702 | 820 | 879 | 798 | 685 |
| 0092 Portage City 4 | 1589 | 1116 | 70.23 | 728 | 654 | 697 | 740 | 698 | 613 |
| 0093 Portage City 5 | 1542 | 990 | 64.20 | 692 | 590 | 662 | 701 | 663 | 557 |
| 0094 Portage City 6 | 1878 | 1300 | 69.22 | 850 | 719 | 813 | 848 | 797 | 688 |
| 0095 Portage City 7 | 2787 | 1599 | 57.37 | 1130 | 908 | 1087 | 1158 | 1084 | 895 |
| 0096 Portage City 8 | 1842 | 1332 | 72.31 | 885 | 782 | 865 | 892 | 843 | 756 |
| 0097 Portage City 9 | 1466 | 1071 | 73.06 | 748 | 652 | 701 | 744 | 689 | 623 |
| 0098 Portage City 10 | 2110 | 1391 | 65.92 | 925 | 817 | 875 | 928 | 880 | 775 |
| 0099 Portage City 11 | 2011 | 1372 | 68.22 | 932 | 805 | 898 | 949 | 892 | 766 |
| 0100 Portage City 12 | 2130 | 1537 | 72.16 | 1052 | 952 | 1033 | 1083 | 996 | 938 |
| 0101 Portage City 13 | 2658 | 1772 | 66.67 | 1207 | 1072 | 1170 | 1216 | 1170 | 1031 |
| 0102 Portage City 14 | 1686 | 1168 | 69.28 | 818 | 718 | 754 | 831 | 750 | 667 |
| 0103 Portage City 15 | 1815 | 1126 | 62.04 | 773 | 656 | 733 | 799 | 738 | 621 |
| 0104 Portage City 16 | 2365 | 1509 | 63.81 | 1023 | 898 | 961 | 1014 | 966 | 846 |
| 0105 Portage City 17 | 1810 | 1298 | 71.71 | 896 | 778 | 860 | 877 | 846 | 738 |
| 0106 Portage City 18 | 1856 | 1295 | 69.77 | 862 | 755 | 844 | 881 | 825 | 725 |
| 0107 Portage City 19 | 1828 | 1144 | 62.58 | 765 | 642 | 747 | 784 | 717 | 624 |
| GRAND TOTALS | 195562 | 116257 | 59.45 | 77941 | 67062 | 74093 | 80121 | 74083 | 63506 |

Judge of District Court Judge of District Court

| 107 PRECINCTS | REGISTERED VOTERS | BALLOTS CAST | TURNOUT PERCENTAGE | Kathleen P. Hemingway (NON) |
|---|---|---|---|---|
| 0001 Alamo Township 1 | 1107 | 755 | 68.20 | 463 |
| 0002 Alamo Township 2 | 1919 | 1224 | 63.78 | 814 |
| 0003 Brady Township 1 | 1861 | 1143 | 61.42 | 816 |
| 0004 Brady Township 2 | 1458 | 972 | 66.67 | 648 |
| 0005 Charleston Township | 1488 | 939 | 63.10 | 605 |
| 0006 Climax Township 1 | 1763 | 1106 | 62.73 | 734 |
| 0007 Comstock Township 1 | 1833 | 1196 | 65.25 | 829 |
| 0008 Comstock Township 2 | 2130 | 1165 | 54.69 | 803 |
| 0009 Comstock Township 3 | 1935 | 1031 | 53.28 | 695 |
| 0010 Comstock Township 4 | 1454 | 1004 | 69.05 | 629 |
| 0011 Comstock Township 5 | 1497 | 1026 | 68.54 | 677 |
| 0012 Comstock Township 6 | 1278 | 838 | 65.57 | 547 |
| 0013 Comstock Township 7 | 1560 | 776 | 49.74 | 520 |
| 0014 Cooper Township 1 | 1062 | 669 | 62.99 | 443 |
| 0015 Cooper Township 2 | 1277 | 886 | 69.38 | 583 |
| 0016 Cooper Township 3 | 2531 | 1490 | 58.87 | 975 |
| 0017 Cooper Township 4 | 2331 | 1663 | 71.34 | 1103 |
| 0018 Cooper Township 5 | 620 | 327 | 52.74 | 216 |
| 0019 Kalamazoo Township | 651 | 228 | 35.02 | 142 |
| 0020 Kalamazoo Township | 1510 | 706 | 46.75 | 492 |
| 0021 Kalamazoo Township | 2612 | 1760 | 67.38 | 1171 |
| 0022 Kalamazoo Township | 906 | 583 | 64.35 | 358 |
| 0023 Kalamazoo Township | 2141 | 1251 | 58.43 | 817 |
| 0024 Kalamazoo Township | 1252 | 909 | 72.60 | 577 |
| 0025 Kalamazoo Township | 640 | 390 | 60.94 | 277 |
| 0026 Kalamazoo Township | 2283 | 1527 | 66.89 | 1057 |
| 0027 Kalamazoo Township | 1994 | 930 | 46.64 | 655 |
| 0028 Kalamazoo Township | 1307 | 661 | 50.57 | 486 |
| 0029 Kalamazoo Township | 2209 | 1057 | 47.85 | 739 |
| 0030 Oshtemo Township 1 | 1258 | 959 | 76.23 | 628 |
| 0031 Oshtemo Township 2 | 2447 | 1559 | 63.71 | 1069 |
| 0032 Oshtemo Township 3 | 1516 | 1189 | 78.43 | 770 |
| 0033 Oshtemo Township 4 | 1829 | 1183 | 64.68 | 833 |
| 0034 Oshtemo Township 5 | 1992 | 787 | 39.51 | 584 |
| 0035 Oshtemo Township 6 | 1816 | 996 | 54.85 | 691 |
| 0036 Oshtemo Township 7 | 1704 | 967 | 56.75 | 658 |
| 0037 Oshtemo Township 8 | 1215 | 666 | 54.81 | 473 |
| 0038 Oshtemo Township 9 | 2661 | 1375 | 51.67 | 914 |
| 0039 Oshtemo Township 10 | 834 | 601 | 72.06 | 375 |
| 0040 Pavilion Township 1 | 1994 | 1303 | 65.35 | 835 |
| 0041 Pavilion Township 2 | 1078 | 712 | 66.05 | 433 |
| 0042 Pavilion Township 3 | 1663 | 744 | 44.74 | 514 |
| 0043 Prairie Ronde Towns | 1828 | 1251 | 68.44 | 819 |
| 0044 Richland Township 1 | 2315 | 1590 | 68.68 | 1036 |
| 0045 Richland Township 2 | 1597 | 1108 | 69.38 | 724 |
| 0046 Richland Township 3 | 2393 | 1548 | 64.69 | 1015 |
| 0047 Ross Township 1 | 2090 | 1404 | 67.18 | 878 |
| 0048 Ross Township 2 | 2065 | 1486 | 71.96 | 923 |

| 107 PRECINCTS | REGISTERED VOTERS | BALLOTS CAST | TURNOUT PERCENTAGE | Judge of District Court Kathleen Pohl Alexander (NON) | Judge of District Court Jim Waterstradt (NON) |
|---|---|---|---|---|---|
| 0049 Schoolcraft Townshi | 1721 | 1053 | 61.19 | 725 | |
| 0050 Schoolcraft Townshi | 1127 | 725 | 64.33 | 509 | |
| 0051 Schoolcraft Townshi | 2697 | 1548 | 57.40 | 1085 | |
| 0052 Schoolcraft Townshi | 1205 | 810 | 67.22 | 517 | |
| 0053 Texas Township 1 | 2157 | 1437 | 66.62 | 948 | |
| 0054 Texas Township 2 | 1930 | 1313 | 68.03 | 849 | |
| 0055 Texas Township 3 | 1839 | 1057 | 57.48 | 762 | |
| 0056 Texas Township 4 | 2601 | 1663 | 63.94 | 1096 | |
| 0057 Texas Township 5 | 2619 | 1722 | 65.75 | 1133 | |
| 0058 Texas Township 6 | 2345 | 1625 | 69.30 | 1035 | |
| 0059 Wakeshma Township 1 | 957 | 557 | 58.20 | 350 | |
| 0060 Galesburg City 1 | 1426 | 654 | 45.86 | 466 | |
| 0061 Kalamazoo City 1 | 1797 | 901 | 50.14 | 588 | |
| 0062 Kalamazoo City 2 | 3851 | 1665 | 43.24 | 1173 | |
| 0063 Kalamazoo City 3 | 2099 | 1056 | 50.31 | 721 | |
| 0064 Kalamazoo City 4 | 2030 | 642 | 31.63 | 456 | |
| 0065 Kalamazoo City 5 | 2918 | 1542 | 52.84 | 1053 | |
| 0066 Kalamazoo City 6 | 1776 | 1096 | 61.71 | 740 | |
| 0067 Kalamazoo City 7 | 2592 | 1073 | 41.40 | 664 | |
| 0068 Kalamazoo City 8 | 2161 | 725 | 33.55 | 491 | |
| 0069 Kalamazoo City 9 | 2028 | 808 | 39.84 | 556 | |
| 0070 Kalamazoo City 10 | 2312 | 1235 | 53.42 | 807 | |
| 0071 Kalamazoo City 11 | 1767 | 719 | 40.69 | 491 | |
| 0072 Kalamazoo City 12 | 1922 | 1291 | 67.17 | 859 | |
| 0073 Kalamazoo City 13 | 1573 | 542 | 34.46 | 345 | |
| 0074 Kalamazoo City 14 | 1549 | 593 | 38.28 | 429 | |
| 0075 Kalamazoo City 15 | 2298 | 1016 | 44.21 | 726 | |
| 0076 Kalamazoo City 16 | 1958 | 1257 | 64.20 | 833 | |
| 0077 Kalamazoo City 17 | 1781 | 1065 | 59.80 | 690 | |
| 0078 Kalamazoo City 18 | 1773 | 1034 | 58.32 | 710 | |
| 0079 Kalamazoo City 19 | 2549 | 1213 | 47.59 | 864 | |
| 0080 Kalamazoo City 20 | 2214 | 1573 | 71.05 | 971 | |
| 0081 Kalamazoo City 21 | 1336 | 1069 | 80.01 | 622 | |
| 0082 Kalamazoo City 22 | 2434 | 1307 | 53.70 | 836 | |
| 0083 Kalamazoo City 23 | 1271 | 676 | 53.19 | 441 | |
| 0084 Kalamazoo City 24 | 1179 | 730 | 61.92 | 463 | |
| 0085 Kalamazoo City 25 | 1438 | 1070 | 74.41 | 692 | |
| 0086 Kalamazoo City 26 | 1757 | 1202 | 68.41 | 771 | |
| 0087 Kalamazoo City 27 | 1493 | 579 | 38.78 | 364 | |
| 0088 Parchment City 1 | 1429 | 851 | 59.55 | 580 | |
| 0089 Portage City 1 | 1631 | 902 | 55.30 | 631 | |
| 0090 Portage City 2 | 1766 | 759 | 42.98 | 555 | |
| 0091 Portage City 3 | 1979 | 1242 | 62.76 | 848 | |
| 0092 Portage City 4 | 1589 | 1116 | 70.23 | 728 | |
| 0093 Portage City 5 | 1542 | 990 | 64.20 | 683 | |
| 0094 Portage City 6 | 1878 | 1300 | 69.22 | 848 | |
| 0095 Portage City 7 | 2787 | 1599 | 57.37 | 1114 | |
| 0096 Portage City 8 | 1842 | 1332 | 72.31 | 874 | |

Judge of District Court Judge of District Court

| 107 PRECINCTS | REGISTERED VOTERS | BALLOTS CAST | TURNOUT PERCENTAGE | Kathleen P. Hemingway (NON) |
|---|---|---|---|---|
| 0097 Portage City 9 | 1466 | 1071 | 73.06 | 725 |
| 0098 Portage City 10 | 2110 | 1391 | 65.92 | 923 |
| 0099 Portage City 11 | 2011 | 1372 | 68.22 | 921 |
| 0100 Portage City 12 | 2130 | 1537 | 72.16 | 1043 |
| 0101 Portage City 13 | 2658 | 1772 | 66.67 | 1208 |
| 0102 Portage City 14 | 1686 | 1168 | 69.28 | 793 |
| 0103 Portage City 15 | 1815 | 1126 | 62.04 | 766 |
| 0104 Portage City 16 | 2365 | 1509 | 63.81 | 1003 |
| 0105 Portage City 17 | 1810 | 1298 | 71.71 | 862 |
| 0106 Portage City 18 | 1856 | 1295 | 69.77 | 845 |
| 0107 Portage City 19 | 1828 | 1144 | 62.58 | 755 |
| GRAND TOTALS | 195562 | 116257 | 59.45 | 77579 |

| 2 PRECINCTS | REGISTERED VOTERS | BALLOTS CAST | TURNOUT PERCENTAGE | Board Member Glen Oaks Community College 2 TO BE ELECTED: John W. Bippus (NON) | Kimberlee Bontrager (NON) | Carol Higgins (NON) | Board Member Glen Oaks Community College: Alice Gieber (NON) |
|---|---|---|---|---|---|---|---|
| 0004 Brady Township 2 | 1458 | 972 | 66.67 | 0 | 3 | 5 | 3 |
| 0059 Wakeshma Township 1 | 957 | 557 | 58.20 | 1 | 2 | 1 | 1 |
| GRAND TOTALS | 2415 | 1529 | 63.31 | 1 | 5 | 6 | 4 |

| | | | | Board Member Kalamazoo Valley Community College 3 TO BE ELECTED | | | | | | |
|---|---|---|---|---|---|---|---|---|---|---|
| 104 PRECINCTS | REGISTERED | BALLOTS | TURNOUT AGE | Julia Buck (NON) | David Lawanuca (NON) | Paul Stull (NON) | Sharon Miller (NON) | Deborah Heller (NON) | Virginia Trotter (NON) | Sarah Zontag Vann (NON) |
| 0003 Brady Township 1 | 1861 | 1143 | 61.42 | 357 | 357 | 221 | 367 | 147 | 316 | 271 |
| 0004 Brady Township 2 | 1458 | 972 | 66.67 | 200 | 289 | 183 | 304 | 135 | 239 | 198 |
| 0005 Charleston Township | 1488 | 939 | 63.10 | 202 | 242 | 246 | 329 | 114 | 244 | 185 |
| 0006 Climax Township 1 | 1763 | 1106 | 62.73 | 257 | 245 | 178 | 458 | 176 | 316 | 216 |
| 0007 Comstock Township 1 | 1833 | 1196 | 65.25 | 349 | 325 | 187 | 394 | 234 | 376 | 310 |
| 0008 Comstock Township 2 | 2130 | 1165 | 54.69 | 377 | 356 | 171 | 390 | 147 | 347 | 252 |
| 0009 Comstock Township 3 | 1935 | 1031 | 53.28 | 326 | 327 | 161 | 335 | 126 | 273 | 304 |
| 0010 Comstock Township 4 | 1454 | 1004 | 69.05 | 272 | 310 | 146 | 292 | 136 | 220 | 215 |
| 0011 Comstock Township 5 | 1497 | 1026 | 68.54 | 265 | 393 | 182 | 348 | 141 | 270 | 201 |
| 0012 Comstock Township 6 | 1278 | 838 | 65.57 | 223 | 263 | 163 | 319 | 179 | 192 | 161 |
| 0013 Comstock Township 7 | 1560 | 776 | 49.74 | 243 | 262 | 100 | 328 | 134 | 170 | 128 |
| 0014 Cooper Township 1 | 1062 | 669 | 62.99 | 10 | 12 | 5 | 10 | 6 | 18 | 8 |
| 0015 Cooper Township 2 | 1277 | 886 | 69.38 | 197 | 170 | 72 | 176 | 95 | 207 | 140 |
| 0016 Cooper Township 3 | 2531 | 1490 | 58.87 | 425 | 470 | 222 | 475 | 189 | 432 | 393 |
| 0017 Cooper Township 4 | 2331 | 1663 | 71.34 | 47 | 53 | 27 | 54 | 28 | 72 | 62 |
| 0018 Cooper Township 5 | 620 | 327 | 52.74 | 96 | 145 | 57 | 132 | 50 | 55 | 40 |
| 0019 Kalamazoo Township | 651 | 228 | 35.02 | 70 | 74 | 43 | 92 | 34 | 49 | 40 |
| 0020 Kalamazoo Township | 1510 | 706 | 46.75 | 233 | 221 | 115 | 328 | 114 | 183 | 123 |
| 0021 Kalamazoo Township | 2612 | 1760 | 67.38 | 487 | 609 | 186 | 543 | 404 | 498 | 380 |
| 0022 Kalamazoo Township | 906 | 583 | 64.35 | 185 | 243 | 70 | 161 | 149 | 112 | 83 |
| 0023 Kalamazoo Township | 2141 | 1251 | 58.43 | 429 | 562 | 133 | 405 | 219 | 193 | 202 |
| 0024 Kalamazoo Township | 1252 | 909 | 72.60 | 294 | 404 | 115 | 278 | 188 | 205 | 161 |
| 0025 Kalamazoo Township | 640 | 390 | 60.94 | 113 | 184 | 56 | 157 | 76 | 66 | 60 |
| 0026 Kalamazoo Township | 2283 | 1527 | 66.89 | 421 | 494 | 277 | 577 | 274 | 460 | 322 |
| 0027 Kalamazoo Township | 1994 | 930 | 46.64 | 276 | 294 | 126 | 392 | 161 | 219 | 139 |
| 0028 Kalamazoo Township | 1307 | 661 | 50.57 | 247 | 241 | 88 | 264 | 126 | 151 | 98 |
| 0029 Kalamazoo Township | 2209 | 1057 | 47.85 | 352 | 374 | 152 | 415 | 153 | 244 | 177 |
| 0031 Oshtemo Township 2 | 2447 | 1559 | 63.71 | 446 | 540 | 220 | 493 | 254 | 403 | 398 |
| 0032 Oshtemo Township 3 | 1516 | 1189 | 78.43 | 330 | 471 | 134 | 353 | 264 | 307 | 276 |
| 0033 Oshtemo Township 4 | 1829 | 1183 | 64.68 | 320 | 500 | 186 | 448 | 243 | 268 | 227 |
| 0034 Oshtemo Township 5 | 1992 | 787 | 39.51 | 272 | 282 | 143 | 366 | 134 | 167 | 135 |
| 0035 Oshtemo Township 6 | 1816 | 996 | 54.85 | 279 | 341 | 119 | 396 | 215 | 287 | 220 |
| 0036 Oshtemo Township 7 | 1704 | 967 | 56.75 | 293 | 338 | 105 | 324 | 192 | 266 | 218 |
| 0037 Oshtemo Township 8 | 1215 | 666 | 54.81 | 231 | 257 | 70 | 236 | 102 | 192 | 135 |
| 0038 Oshtemo Township 9 | 2661 | 1375 | 51.67 | 402 | 520 | 191 | 442 | 246 | 326 | 330 |
| 0039 Oshtemo Township 10 | 834 | 601 | 72.06 | 162 | 184 | 87 | 179 | 97 | 138 | 118 |
| 0040 Pavilion Township 1 | 1994 | 1303 | 65.35 | 310 | 419 | 233 | 467 | 172 | 361 | 229 |
| 0041 Pavilion Township 2 | 1078 | 712 | 66.05 | 174 | 180 | 130 | 236 | 119 | 180 | 138 |
| 0042 Pavilion Township 3 | 1663 | 744 | 44.74 | 209 | 221 | 100 | 328 | 116 | 223 | 129 |
| 0043 Prairie Ronde Towns | 1828 | 1251 | 68.44 | 269 | 307 | 158 | 328 | 213 | 374 | 318 |
| 0044 Richland Township 1 | 2315 | 1590 | 68.68 | 457 | 437 | 333 | 440 | 222 | 463 | 382 |
| 0045 Richland Township 2 | 1597 | 1108 | 69.38 | 287 | 306 | 218 | 306 | 164 | 221 | 286 |
| 0046 Richland Township 3 | 2393 | 1548 | 64.69 | 419 | 450 | 297 | 469 | 215 | 377 | 326 |
| 0047 Ross Township 1 | 2090 | 1404 | 67.18 | 318 | 462 | 262 | 418 | 186 | 277 | 216 |
| 0048 Ross Township 2 | 2065 | 1486 | 71.96 | 318 | 391 | 291 | 427 | 244 | 333 | 281 |
| 0049 Schoolcraft Townshi | 1721 | 1053 | 61.19 | 264 | 287 | 191 | 379 | 169 | 328 | 219 |
| 0050 Schoolcraft Townshi | 1127 | 725 | 64.33 | 192 | 195 | 111 | 223 | 153 | 215 | 173 |

| | | | | Board Member Kalamazoo Valley Community College 3 TO BE ELECTED | | | | | | |
|---|---|---|---|---|---|---|---|---|---|---|
| 104 PRECINCTS | REGISTERED VOTERS | BALLOTS CAST | TURNOUT PERCENTAGE | Julia Buck (NON) | David Lawrence Dewaele (NON) | Paul Stanley Fouts (NON) | Sally Ann Smith (NON) | Deborah Ann Odell (NON) | Virginia Ann Getts (NON) | Sarah Jane Zanden (NON) |
| 0051 Schoolcraft Townshi | 2697 | 1548 | 57.40 | 498 | 472 | 231 | 491 | 222 | 471 | 352 |
| 0052 Schoolcraft Townshi | 1205 | 810 | 67.22 | 201 | 185 | 127 | 232 | 71 | 233 | 223 |
| 0053 Texas Township 1 | 2157 | 1437 | 66.62 | 375 | 457 | 245 | 453 | 187 | 410 | 324 |
| 0054 Texas Township 2 | 1930 | 1313 | 68.03 | 266 | 469 | 193 | 397 | 203 | 381 | 272 |
| 0055 Texas Township 3 | 1839 | 1057 | 57.48 | 280 | 350 | 212 | 389 | 210 | 267 | 223 |
| 0056 Texas Township 4 | 2601 | 1663 | 63.94 | 398 | 498 | 190 | 581 | 338 | 476 | 345 |
| 0057 Texas Township 5 | 2619 | 1722 | 65.75 | 456 | 556 | 216 | 497 | 383 | 469 | 401 |
| 0058 Texas Township 6 | 2345 | 1625 | 69.30 | 427 | 455 | 192 | 474 | 214 | 514 | 353 |
| 0059 Wakeshma Township 1 | 957 | 557 | 58.20 | 131 | 99 | 79 | 134 | 51 | 96 | 94 |
| 0060 Galesburg City 1 | 1426 | 654 | 45.86 | 244 | 232 | 119 | 252 | 81 | 145 | 130 |
| 0061 Kalamazoo City 1 | 1797 | 901 | 50.14 | 264 | 434 | 105 | 303 | 234 | 137 | 111 |
| 0062 Kalamazoo City 2 | 3851 | 1665 | 43.24 | 472 | 514 | 377 | 651 | 325 | 260 | 222 |
| 0063 Kalamazoo City 3 | 2099 | 1056 | 50.31 | 376 | 484 | 128 | 404 | 225 | 160 | 122 |
| 0064 Kalamazoo City 4 | 2030 | 642 | 31.63 | 209 | 206 | 108 | 175 | 121 | 141 | 129 |
| 0065 Kalamazoo City 5 | 2918 | 1542 | 52.84 | 533 | 656 | 200 | 466 | 282 | 306 | 270 |
| 0066 Kalamazoo City 6 | 1776 | 1096 | 61.71 | 297 | 461 | 136 | 338 | 219 | 244 | 252 |
| 0067 Kalamazoo City 7 | 2592 | 1073 | 41.40 | 363 | 490 | 113 | 340 | 271 | 121 | 121 |
| 0068 Kalamazoo City 8 | 2161 | 725 | 33.55 | 238 | 301 | 108 | 343 | 134 | 114 | 88 |
| 0069 Kalamazoo City 9 | 2028 | 808 | 39.84 | 265 | 314 | 124 | 406 | 135 | 156 | 89 |
| 0070 Kalamazoo City 10 | 2312 | 1235 | 53.42 | 390 | 406 | 175 | 475 | 222 | 277 | 203 |
| 0071 Kalamazoo City 11 | 1767 | 719 | 40.69 | 261 | 276 | 86 | 278 | 160 | 128 | 98 |
| 0072 Kalamazoo City 12 | 1922 | 1291 | 67.17 | 415 | 629 | 131 | 400 | 323 | 304 | 211 |
| 0073 Kalamazoo City 13 | 1573 | 542 | 34.46 | 169 | 186 | 62 | 218 | 74 | 78 | 82 |
| 0074 Kalamazoo City 14 | 1549 | 593 | 38.28 | 250 | 262 | 102 | 240 | 111 | 98 | 94 |
| 0075 Kalamazoo City 15 | 2298 | 1016 | 44.21 | 341 | 455 | 151 | 439 | 177 | 191 | 149 |
| 0076 Kalamazoo City 16 | 1958 | 1257 | 64.20 | 366 | 485 | 214 | 454 | 261 | 246 | 181 |
| 0077 Kalamazoo City 17 | 1781 | 1065 | 59.80 | 303 | 390 | 173 | 401 | 229 | 226 | 180 |
| 0078 Kalamazoo City 18 | 1773 | 1034 | 58.32 | 323 | 417 | 124 | 329 | 247 | 231 | 193 |
| 0079 Kalamazoo City 19 | 2549 | 1213 | 47.59 | 443 | 497 | 174 | 448 | 203 | 281 | 228 |
| 0080 Kalamazoo City 20 | 2214 | 1573 | 71.05 | 434 | 745 | 153 | 401 | 429 | 268 | 284 |
| 0081 Kalamazoo City 21 | 1336 | 1069 | 80.01 | 294 | 527 | 98 | 261 | 340 | 163 | 121 |
| 0082 Kalamazoo City 22 | 2434 | 1307 | 53.70 | 340 | 660 | 161 | 407 | 312 | 243 | 172 |
| 0083 Kalamazoo City 23 | 1271 | 676 | 53.19 | 216 | 288 | 105 | 261 | 147 | 119 | 118 |
| 0084 Kalamazoo City 24 | 1179 | 730 | 61.92 | 216 | 289 | 91 | 255 | 180 | 123 | 98 |
| 0085 Kalamazoo City 25 | 1438 | 1070 | 74.41 | 285 | 434 | 103 | 322 | 321 | 246 | 194 |
| 0086 Kalamazoo City 26 | 1757 | 1202 | 68.41 | 329 | 493 | 93 | 357 | 313 | 281 | 225 |
| 0087 Kalamazoo City 27 | 1493 | 579 | 38.78 | 186 | 263 | 66 | 191 | 128 | 63 | 92 |
| 0088 Parchment City 1 | 1429 | 851 | 59.55 | 277 | 273 | 123 | 295 | 119 | 205 | 168 |
| 0089 Portage City 1 | 1631 | 902 | 55.30 | 253 | 395 | 174 | 349 | 159 | 200 | 173 |
| 0090 Portage City 2 | 1766 | 759 | 42.98 | 231 | 259 | 159 | 349 | 138 | 152 | 128 |
| 0091 Portage City 3 | 1979 | 1242 | 62.76 | 306 | 358 | 177 | 481 | 193 | 346 | 260 |
| 0092 Portage City 4 | 1589 | 1116 | 70.23 | 290 | 347 | 143 | 327 | 239 | 293 | 241 |
| 0093 Portage City 5 | 1542 | 990 | 64.20 | 311 | 342 | 119 | 328 | 157 | 317 | 234 |
| 0094 Portage City 6 | 1878 | 1300 | 69.22 | 360 | 441 | 196 | 408 | 173 | 275 | 331 |
| 0095 Portage City 7 | 2787 | 1599 | 57.37 | 552 | 641 | 298 | 592 | 267 | 342 | 304 |
| 0096 Portage City 8 | 1842 | 1332 | 72.31 | 323 | 504 | 214 | 453 | 251 | 330 | 220 |
| 0097 Portage City 9 | 1466 | 1071 | 73.06 | 285 | 369 | 227 | 381 | 223 | 267 | 197 |

Board Member Kalamazoo Valley Community College
3 TO BE ELECTED

| 104 PRECINCTS | REGISTERED VOTERS | BALLOTS CAST | TURNOUT PERCENTAGE | Julia C. Buck (NON) | Dawn DeLuca (NON) | Paul Foust (NON) | Susan Miller (NON) | Derl Oberlin (NON) | Greg Vlietstra (NON) | Scott A. Zondervan (NON) |
|---|---|---|---|---|---|---|---|---|---|---|
| 0098 Portage City 10 | 2110 | 1391 | 65.92 | 344 | 403 | 222 | 497 | 237 | 413 | 295 |
| 0099 Portage City 11 | 2011 | 1372 | 68.22 | 377 | 482 | 188 | 439 | 292 | 376 | 299 |
| 0100 Portage City 12 | 2130 | 1537 | 72.16 | 433 | 478 | 232 | 440 | 273 | 502 | 367 |
| 0101 Portage City 13 | 2658 | 1772 | 66.67 | 488 | 647 | 256 | 568 | 302 | 420 | 469 |
| 0102 Portage City 14 | 1686 | 1168 | 69.28 | 363 | 422 | 186 | 387 | 203 | 278 | 236 |
| 0103 Portage City 15 | 1815 | 1126 | 62.04 | 331 | 483 | 179 | 412 | 195 | 258 | 197 |
| 0104 Portage City 16 | 2365 | 1509 | 63.81 | 399 | 461 | 289 | 554 | 320 | 367 | 310 |
| 0105 Portage City 17 | 1810 | 1298 | 71.71 | 304 | 398 | 181 | 479 | 247 | 397 | 284 |
| 0106 Portage City 18 | 1856 | 1295 | 69.77 | 341 | 401 | 149 | 407 | 254 | 342 | 267 |
| 0107 Portage City 19 | 1828 | 1144 | 62.58 | 299 | 395 | 173 | 340 | 187 | 344 | 245 |
| GRAND TOTALS | 191278 | 113319 | 59.24 | 31626 | 38841 | 16611 | 37530 | 20167 | 26924 | 21892 |

Board Member Kellogg Community College
2 TO BE ELECTED

| 1 PRECINCTS | REGISTERED VOTERS | BALLOTS CAST | TURNOUT PERCENTAGE | Steven Claywell (NON) | Lester Earl Johnson (NON) | Xenia C. McKay (NON) |
|---|---|---|---|---|---|---|
| 0059 Wakeshma Township 1 | 957 | 557 | 58.20 | 37 | 27 | 25 |
| GRAND TOTALS | 957 | 557 | 58.20 | 37 | 27 | 25 |

| | | | | Mayor City of Galesburg | | Councilmember City of Galesburg 3 TO BE ELECTED | | | |
|---|---|---|---|---|---|---|---|---|---|
| 1 PRECINCTS | REGISTERED VOTERS | BALLOTS CAST | TURNOUT PERCENTAGE | Keith Diller (NON) | Lori A. West (NON) | Andrew R. Cannon (NON) | Linda J. Marble (NON) | Jim Nicolow (NON) | Carol Wortinger (NON) |
| 0060 Galesburg City 1 | 1426 | 654 | 45.86 | 199 | 400 | 285 | 388 | 288 | 336 |
| GRAND TOTALS | 1426 | 654 | 45.86 | 199 | 400 | 285 | 388 | 288 | 336 |

Library Board Member Comstock Charter Township

| 7 PRECINCTS | REGISTERED VOTERS | BALLOTS CAST | TURNOUT PERCENTAGE | Dorothy Hatfield (NON) |
|---|---|---|---|---|
| 0007 Comstock Township 1 | 1833 | 1196 | 65.25 | 873 |
| 0008 Comstock Township 2 | 2130 | 1165 | 54.69 | 858 |
| 0009 Comstock Township 3 | 1935 | 1031 | 53.28 | 751 |
| 0010 Comstock Township 4 | 1454 | 1004 | 69.05 | 657 |
| 0011 Comstock Township 5 | 1497 | 1026 | 68.54 | 728 |
| 0012 Comstock Township 6 | 1278 | 838 | 65.57 | 586 |
| 0013 Comstock Township 7 | 1560 | 776 | 49.74 | 521 |
| GRAND TOTALS | 11687 | 7036 | 60.20 | 4974 |

| 2 PRECINCTS | REGISTERED VOTERS | BALLOTS | TURNOUT PERCENTAGE | Trustee Village of Augusta 3 TO BE ELECTED<br>Heather Wesner (NON) |
|---|---|---|---|---|
| 0005 Charleston Township | 1488 | 939 | 63.10 | 4 |
| 0047 Ross Township 1 | 2090 | 1404 | 67.18 | 261 |
| GRAND TOTALS | 3578 | 2343 | 65.48 | 265 |

| 1 PRECINCTS | REGISTERED VOTERS | BALLOTS CAST | VOTER TURNOUT PERCENTAGE | Trustee Village of Climax 3 TO BE ELECTED<br>DKeennisney (NON) |
|---|---|---|---|---|
| 0006 Climax Township 1 | 1763 | 1106 | 62.73 | 230 |
| GRAND TOTALS | 1763 | 1106 | 62.73 | 230 |

| 1 PRECINCTS | REGISTERED VOTERS | BALLOTS CAST | TURNOUT PERCENTAGE | Trustee Village of Richland 3 TO BE ELECTED | | | |
|---|---|---|---|---|---|---|---|
| | | | | Cindy Bierdgy (NON) | Kim Lewis (NON) | Robert Portice (NON) | John T. Smith (NON) |
| 0044 Richland Township 1 | 2315 | 1590 | 68.68 | 279 | 271 | 239 | 207 |
| GRAND TOTALS | 2315 | 1590 | 68.68 | 279 | 271 | 239 | 207 |

| 1 PRECINCTS | REGISTERED | VOTES | VOTER TURNOUT | President Village of Schoolcraft | Trustee Village of Schoolcraft 3 TO BE ELECTED | | | Library Board Member Village of Schoolcraft 4 TO BE ELECTED | | |
|---|---|---|---|---|---|---|---|---|---|---|
| | | | | | | | | | | |
| | | | | | | | | | | |
| | | | | | | | | | | |

| | | | | Trustee Village of Vicksburg | | | | |
|---|---|---|---|---|---|---|---|---|
| | | | | 3 TO BE ELECTED | | | | |
| | R V E O G T I E S R T S E R E D | B C A A L S L T O T S | T P U E R R N C O E U N T T A G E | R H i o c l k m e s (NON) | C E K a . e r l l e r (NON) | J M u e l r i r e i l l (NON) | D O e l n s n o y n (NON) | R D S o . m n i a t l h d (NON) |
| 2 PRECINCTS | | | | | | | | |
| 0003 Brady Township 1 | 1861 | 1143 | 61.42 | 117 | 81 | 123 | 83 | 66 |
| 0051 Schoolcraft Townshi | 2697 | 1548 | 57.40 | 515 | 488 | 557 | 376 | 357 |
| GRAND TOTALS | 4558 | 2691 | 59.04 | 632 | 569 | 680 | 459 | 423 |

| 1 PRECINCTS | REGISTERED VOTERS | BALLOTS CAST | TURNOUT PERCENTAGE | Board Member Athens Area Schools 4 TO BE ELECTED: Kacie Brunner (NON) | Mike Harvey (NON) | John Knowles (NON) | Dennis Stanton (NON) |
|---|---|---|---|---|---|---|---|
| 0059 Wakeshma Township 1 | 957 | 557 | 58.20 | 50 | 53 | 48 | 47 |
| GRAND TOTALS | 957 | 557 | 58.20 | 50 | 53 | 48 | 47 |

Board Member Climax-Scotts Community Schools
3 TO BE ELECTED

| 4 PRECINCTS | REGISTERED VOTERS | BALLOTS CAST | TURNOUT PERCENTAGE | Terri Vandegiessen (NON) | Heather Wechsler (NON) | Steve Wurtzel (NON) |
|---|---|---|---|---|---|---|
| 0005 Charleston Township | 1488 | 939 | 63.10 | 84 | 81 | 85 |
| 0006 Climax Township 1 | 1763 | 1106 | 62.73 | 705 | 622 | 675 |
| 0041 Pavilion Township 2 | 1078 | 712 | 66.05 | 207 | 169 | 183 |
| 0059 Wakeshma Township 1 | 957 | 557 | 58.20 | 25 | 20 | 23 |
| GRAND TOTALS | 5286 | 3314 | 62.69 | 1021 | 892 | 966 |

| 1 PRECINCTS | REGISTERED VOTERS | BALLOTS CAST | TURNOUT PERCENTAGE | Board Member Colon Community Schools 2 TO BE ELECTED: Deborah L. Bordner (NON) | Eric H. Bower (NON) |
|---|---|---|---|---|---|
| 0059 Wakeshma Township 1 | 957 | 557 | 58.20 | 1 | 1 |
| GRAND TOTALS | 957 | 557 | 58.20 | 1 | 1 |

Board Member Comstock Public Schools
4 TO BE ELECTED

| 11 PRECINCTS | REGISTERED VOTERS | BALLOTS CAST | TURNOUT PERCENTAGE | Shirley A. Amos (NON) | Saralyn Heckema Brown (NON) | Richard B. Hathaway (NON) | Dori Scholly (NON) | Matthew D. Schreiner (NON) |
|---|---|---|---|---|---|---|---|---|
| 0008 Comstock Township 2 | 2130 | 1165 | 54.69 | 579 | 574 | 465 | 508 | 489 |
| 0009 Comstock Township 3 | 1935 | 1031 | 53.28 | 441 | 492 | 434 | 443 | 417 |
| 0011 Comstock Township 5 | 1497 | 1026 | 68.54 | 487 | 446 | 458 | 506 | 528 |
| 0012 Comstock Township 6 | 1278 | 838 | 65.57 | 420 | 400 | 325 | 415 | 388 |
| 0013 Comstock Township 7 | 1560 | 776 | 49.74 | 376 | 369 | 290 | 294 | 305 |
| 0027 Kalamazoo Township | 1994 | 930 | 46.64 | 4 | 4 | 4 | 4 | 5 |
| 0029 Kalamazoo Township | 2209 | 1057 | 47.85 | 472 | 486 | 375 | 408 | 341 |
| 0042 Pavilion Township 3 | 1663 | 744 | 44.74 | 170 | 145 | 151 | 161 | 145 |
| 0070 Kalamazoo City 10 | 2312 | 1235 | 53.42 | 35 | 27 | 31 | 25 | 31 |
| 0077 Kalamazoo City 17 | 1781 | 1065 | 59.80 | 4 | 3 | 2 | 4 | 2 |
| 0090 Portage City 2 | 1766 | 759 | 42.98 | 94 | 84 | 65 | 70 | 55 |
| GRAND TOTALS | 20125 | 10626 | 52.80 | 3082 | 3030 | 2600 | 2838 | 2706 |

| 5 PRECINCTS | REGISTERED VOTERS | BALLOTS CAST | TURNOUT PERCENTAGE | Board Member Galesburg-Augusta Community Schools 3 TO BE ELECTED: Kim Hubbard (NON) | Jeff McCubbin (NON) | Benjamin N. Overgaard (NON) | Diana Walker (NON) | Board Member Galesburg-Augusta Community Schools 2 TO BE ELECTED: Carolyn Martin (NON) |
|---|---|---|---|---|---|---|---|---|
| 0005 Charleston Township | 1488 | 939 | 63.10 | 361 | 334 | 229 | 342 | 510 |
| 0007 Comstock Township 1 | 1833 | 1196 | 65.25 | 574 | 529 | 404 | 633 | 695 |
| 0041 Pavilion Township 2 | 1078 | 712 | 66.05 | 44 | 44 | 36 | 52 | 75 |
| 0047 Ross Township 1 | 2090 | 1404 | 67.18 | 211 | 170 | 135 | 224 | 305 |
| 0060 Galesburg City 1 | 1426 | 654 | 45.86 | 366 | 299 | 208 | 337 | 498 |
| GRAND TOTALS | 7915 | 4905 | 61.97 | 1556 | 1376 | 1012 | 1588 | 2083 |

| 10 PRECINCTS | REGISTERED | BALLOTS | TURNOUT | Board Member Gull Lake Community Schools 3 TO BE ELECTED | | | | | | | Board Member Gull Lake Community Schools |
|---|---|---|---|---|---|---|---|---|---|---|---|
| | | | | JBerfofwn (NON) | TChmalker (NON) | UMrascuclhaan (NON) | LMiainrkliln (NON) | RMiicihlaerrd (NON) | CPhiagrnlaetsarro (NON) | LMZa.eurvaic (NON) | MMiunriphy (NON) |
| 0005 Charleston Township | 1488 | 939 | 63.10 | 29 | 18 | 21 | 28 | 14 | 20 | 29 | 51 |
| 0010 Comstock Township 4 | 1454 | 1004 | 69.05 | 265 | 254 | 253 | 335 | 211 | 167 | 349 | 492 |
| 0015 Cooper Township 2 | 1277 | 886 | 69.38 | 4 | 5 | 1 | 5 | 4 | 1 | 3 | 8 |
| 0016 Cooper Township 3 | 2531 | 1490 | 58.87 | 21 | 15 | 24 | 34 | 23 | 11 | 28 | 51 |
| 0018 Cooper Township 5 | 620 | 327 | 52.74 | 58 | 41 | 58 | 59 | 85 | 38 | 104 | 165 |
| 0044 Richland Township 1 | 2315 | 1590 | 68.68 | 463 | 480 | 362 | 524 | 361 | 382 | 599 | 980 |
| 0045 Richland Township 2 | 1597 | 1108 | 69.38 | 358 | 288 | 282 | 360 | 228 | 192 | 457 | 730 |
| 0046 Richland Township 3 | 2393 | 1548 | 64.69 | 469 | 389 | 451 | 515 | 342 | 203 | 526 | 974 |
| 0047 Ross Township 1 | 2090 | 1404 | 67.18 | 242 | 316 | 213 | 300 | 196 | 171 | 243 | 519 |
| 0048 Ross Township 2 | 2065 | 1486 | 71.96 | 423 | 356 | 407 | 506 | 315 | 277 | 449 | 881 |
| GRAND TOTALS | 17830 | 11782 | 66.08 | 2332 | 2162 | 2072 | 2666 | 1779 | 1462 | 2787 | 4851 |

| | | | | Board Member Kalamazoo Public Schools | | | | |
|---|---|---|---|---|---|---|---|---|
| | | | | 2 TO BE ELECTED | | | | |
| 46 PRECINCTS | REGISTERED | BALLOTS | TURNOUT | JD Beamish (NON) | Chris Hall (NON) | Jeff Jeffers (NON) | TM Saunders (NON) | JM Taylor (NON) |
| 0019 Kalamazoo Township | 651 | 228 | 35.02 | 58 | 48 | 50 | 71 | 48 |
| 0020 Kalamazoo Township | 1510 | 706 | 46.75 | 2 | 4 | 20 | 14 | 7 |
| 0021 Kalamazoo Township | 2612 | 1760 | 67.38 | 331 | 284 | 553 | 570 | 435 |
| 0022 Kalamazoo Township | 906 | 583 | 64.35 | 97 | 99 | 147 | 181 | 172 |
| 0023 Kalamazoo Township | 2141 | 1251 | 58.43 | 295 | 156 | 336 | 355 | 345 |
| 0024 Kalamazoo Township | 1252 | 909 | 72.60 | 202 | 164 | 265 | 250 | 232 |
| 0025 Kalamazoo Township | 640 | 390 | 60.94 | 66 | 63 | 119 | 136 | 87 |
| 0026 Kalamazoo Township | 2283 | 1527 | 66.89 | 225 | 192 | 396 | 339 | 305 |
| 0027 Kalamazoo Township | 1994 | 930 | 46.64 | 140 | 124 | 318 | 309 | 252 |
| 0028 Kalamazoo Township | 1307 | 661 | 50.57 | 153 | 89 | 212 | 225 | 196 |
| 0032 Oshtemo Township 3 | 1516 | 1189 | 78.43 | 273 | 251 | 276 | 249 | 341 |
| 0033 Oshtemo Township 4 | 1829 | 1183 | 64.68 | 185 | 257 | 370 | 324 | 319 |
| 0034 Oshtemo Township 5 | 1992 | 787 | 39.51 | 153 | 80 | 335 | 282 | 166 |
| 0035 Oshtemo Township 6 | 1816 | 996 | 54.85 | 206 | 173 | 242 | 316 | 295 |
| 0036 Oshtemo Township 7 | 1704 | 967 | 56.75 | 231 | 149 | 213 | 252 | 299 |
| 0037 Oshtemo Township 8 | 1215 | 666 | 54.81 | 183 | 134 | 169 | 194 | 154 |
| 0038 Oshtemo Township 9 | 2661 | 1375 | 51.67 | 239 | 296 | 410 | 371 | 336 |
| 0039 Oshtemo Township 10 | 834 | 601 | 72.06 | 99 | 109 | 138 | 159 | 154 |
| 0055 Texas Township 3 | 1839 | 1057 | 57.48 | 205 | 191 | 218 | 338 | 324 |
| 0061 Kalamazoo City 1 | 1797 | 901 | 50.14 | 175 | 126 | 260 | 279 | 258 |
| 0062 Kalamazoo City 2 | 3851 | 1665 | 43.24 | 463 | 270 | 462 | 463 | 264 |
| 0063 Kalamazoo City 3 | 2099 | 1056 | 50.31 | 183 | 134 | 392 | 397 | 208 |
| 0064 Kalamazoo City 4 | 2030 | 642 | 31.63 | 97 | 63 | 241 | 205 | 149 |
| 0065 Kalamazoo City 5 | 2918 | 1542 | 52.84 | 325 | 192 | 457 | 518 | 414 |
| 0066 Kalamazoo City 6 | 1776 | 1096 | 61.71 | 229 | 175 | 337 | 262 | 331 |
| 0067 Kalamazoo City 7 | 2592 | 1073 | 41.40 | 196 | 130 | 349 | 373 | 214 |
| 0068 Kalamazoo City 8 | 2161 | 725 | 33.55 | 81 | 69 | 437 | 268 | 121 |
| 0069 Kalamazoo City 9 | 2028 | 808 | 39.84 | 64 | 32 | 552 | 321 | 139 |
| 0070 Kalamazoo City 10 | 2312 | 1235 | 53.42 | 193 | 154 | 313 | 376 | 285 |
| 0071 Kalamazoo City 11 | 1767 | 719 | 40.69 | 98 | 61 | 371 | 257 | 171 |
| 0072 Kalamazoo City 12 | 1922 | 1291 | 67.17 | 288 | 260 | 365 | 404 | 348 |
| 0073 Kalamazoo City 13 | 1573 | 542 | 34.46 | 78 | 76 | 211 | 189 | 102 |
| 0074 Kalamazoo City 14 | 1549 | 593 | 38.28 | 99 | 88 | 250 | 240 | 147 |
| 0075 Kalamazoo City 15 | 2298 | 1016 | 44.21 | 176 | 145 | 394 | 383 | 257 |
| 0076 Kalamazoo City 16 | 1958 | 1257 | 64.20 | 273 | 194 | 330 | 328 | 383 |
| 0077 Kalamazoo City 17 | 1781 | 1065 | 59.80 | 221 | 207 | 321 | 286 | 243 |
| 0078 Kalamazoo City 18 | 1773 | 1034 | 58.32 | 171 | 242 | 345 | 292 | 241 |
| 0079 Kalamazoo City 19 | 2549 | 1213 | 47.59 | 255 | 181 | 425 | 421 | 269 |
| 0080 Kalamazoo City 20 | 2214 | 1573 | 71.05 | 205 | 269 | 441 | 425 | 587 |
| 0081 Kalamazoo City 21 | 1336 | 1069 | 80.01 | 143 | 203 | 257 | 247 | 399 |
| 0082 Kalamazoo City 22 | 2434 | 1307 | 53.70 | 257 | 252 | 372 | 363 | 327 |
| 0083 Kalamazoo City 23 | 1271 | 676 | 53.19 | 134 | 165 | 198 | 199 | 183 |
| 0084 Kalamazoo City 24 | 1179 | 730 | 61.92 | 108 | 101 | 242 | 246 | 179 |
| 0085 Kalamazoo City 25 | 1438 | 1070 | 74.41 | 184 | 222 | 220 | 275 | 344 |
| 0086 Kalamazoo City 26 | 1757 | 1202 | 68.41 | 153 | 154 | 208 | 209 | 290 |
| 0087 Kalamazoo City 27 | 1493 | 579 | 38.78 | 135 | 68 | 205 | 192 | 112 |

Board Member Kalamazoo Public Schools
2 TO BE ELECTED

| 46 PRECINCTS | REGISTERED VOTERS | BALLOTS CAST | TURNOUT PERCENTAGE | Jamie DeLeeuw Balint (NON) | Craig Herschleb (NON) | Jermaine Jackson (NON) | Tandy Moore (NON) | Jason Morris (NON) |
|---|---|---|---|---|---|---|---|---|
| GRAND TOTALS | 84558 | 45445 | 53.74 | 8327 | 7096 | 13742 | 13353 | 11432 |

| 1 PRECINCTS | REGISTERED VOTERS | BALLOTS CAST | TURNOUT PERCENTAGE | Board Member Lawton Community Schools 2 TO BE ELECTED: Matt Sparks (NON) | Douglas S. Townsend (NON) | Board Member Lawton Community Schools 2 TO BE ELECTED: Stephen E. Carroll (NON) | Matt Riggs (NON) | Scott Rueff (NON) | Michael D. Stephayn (NON) |
|---|---|---|---|---|---|---|---|---|---|
| 0043 Prairie Ronde Towns | 1828 | 1251 | 68.44 | 13 | 14 | 9 | 9 | 6 | 2 |
| GRAND TOTALS | 1828 | 1251 | 68.44 | 13 | 14 | 9 | 9 | 6 | 2 |

Board Member Mattawan Consolidated School
4 TO BE ELECTED

| 5 PRECINCTS | REGISTERED VOTERS | BALLOTS CAST | TURNOUT PERCENTAGE | Sharri Magrath (NON) | Bruce E. Miller (NON) | Scott Sylvester (NON) |
|---|---|---|---|---|---|---|
| 0031 Oshtemo Township 2 | 2447 | 1559 | 63.71 | 980 | 790 | 767 |
| 0043 Prairie Ronde Towns | 1828 | 1251 | 68.44 | 95 | 94 | 81 |
| 0053 Texas Township 1 | 2157 | 1437 | 66.62 | 818 | 706 | 702 |
| 0054 Texas Township 2 | 1930 | 1313 | 68.03 | 764 | 642 | 695 |
| 0058 Texas Township 6 | 2345 | 1625 | 69.30 | 951 | 770 | 803 |
| GRAND TOTALS | 10707 | 7185 | 67.11 | 3608 | 3002 | 3048 |

Board Member Mendon Community Schools
3 TO BE ELECTED

| 1 PRECINCTS | REGISTERED VOTERS | BALLOTS CAST | TURNOUT PERCENTAGE | Lynn Cool (NON) | Roger P. Cupp (NON) |
|---|---|---|---|---|---|
| 0004 Brady Township 2 | 1458 | 972 | 66.67 | 4 | 3 |
| GRAND TOTALS | 1458 | 972 | 66.67 | 4 | 3 |

| 4 PRECINCTS | REGISTERED VOTERS | BALLOTS CAST | TURNOUT PERCENTAGE | Board Member Otsego Public Schools 2 TO BE ELECTED: Rodger Gibson (NON) | Board Member Otsego Public Schools 2 TO BE ELECTED: Amy Stender (NON) | Board Member Otsego Public Schools: Rebecca Gross (NON) |
|---|---|---|---|---|---|---|
| 0001 Alamo Township 1 | 1107 | 755 | 68.20 | 434 | 459 | 471 |
| 0002 Alamo Township 2 | 1919 | 1224 | 63.78 | 535 | 590 | 624 |
| 0017 Cooper Township 4 | 2331 | 1663 | 71.34 | 39 | 39 | 43 |
| 0030 Oshtemo Township 1 | 1258 | 959 | 76.23 | 560 | 571 | 621 |
| GRAND TOTALS | 6615 | 4601 | 69.55 | 1568 | 1659 | 1759 |

| 9 PRECINCTS | REGISTERED VOTERS | BALLOTS CAST | TURNOUT PERCENTAGE | Board Member Parchment School District 2 TO BE ELECTED: Michelle D. Ammon (NON) | Colette Jasiak (NON) | Jennifer L. Miller (NON) | Board Member Parchment School District: Leta Vander Veen (NON) |
|---|---|---|---|---|---|---|---|
| 0014 Cooper Township 1 | 1062 | 669 | 62.99 | 16 | 15 | 16 | 28 |
| 0015 Cooper Township 2 | 1277 | 886 | 69.38 | 246 | 236 | 282 | 367 |
| 0016 Cooper Township 3 | 2531 | 1490 | 58.87 | 601 | 500 | 726 | 916 |
| 0017 Cooper Township 4 | 2331 | 1663 | 71.34 | 72 | 69 | 84 | 119 |
| 0018 Cooper Township 5 | 620 | 327 | 52.74 | 20 | 18 | 31 | 36 |
| 0020 Kalamazoo Township | 1510 | 706 | 46.75 | 235 | 225 | 344 | 458 |
| 0026 Kalamazoo Township | 2283 | 1527 | 66.89 | 177 | 149 | 186 | 262 |
| 0070 Kalamazoo City 10 | 2312 | 1235 | 53.42 | 29 | 23 | 27 | 44 |
| 0088 Parchment City 1 | 1429 | 851 | 59.55 | 326 | 367 | 414 | 570 |
| GRAND TOTALS | 15355 | 9354 | 60.92 | 1722 | 1602 | 2110 | 2800 |

| 4 PRECINCTS | REGISTERED VOTERS | BALLOTS CAST | TURNOUT PERCENTAGE | Board Member Plainwell Community Schools 4 TO BE ELECTED: Julie Bennett (NON) | Amy Blades (NON) | Christopher S. Keator (NON) | David Skinner (NON) | Shannon Zabaldo (NON) | Board Member Plainwell Community Schools: Anthony McNeel (NON) |
|---|---|---|---|---|---|---|---|---|---|
| 0002 Alamo Township 2 | 1919 | 1224 | 63.78 | 154 | 160 | 120 | 115 | 116 | 183 |
| 0014 Cooper Township 1 | 1062 | 669 | 62.99 | 283 | 347 | 272 | 260 | 280 | 397 |
| 0015 Cooper Township 2 | 1277 | 886 | 69.38 | 165 | 161 | 131 | 141 | 139 | 195 |
| 0017 Cooper Township 4 | 2331 | 1663 | 71.34 | 696 | 744 | 541 | 607 | 634 | 896 |
| GRAND TOTALS | 6589 | 4442 | 67.42 | 1298 | 1412 | 1064 | 1123 | 1169 | 1671 |

| | | | | Board Member Portage Public Schools 3 TO BE ELECTED | | | |
|---|---|---|---|---|---|---|---|
| 25 PRECINCTS | REGISTERED VOTERS | BALLOTS CAST | TURNOUT PERCENTAGE | Kevin Hoffer (NON) | A.C. Schellenberger-Harris (NON) | Randy Anderwerp (NON) | Jonalynn Wiseman (NON) |
| 0042 Pavilion Township 3 | 1663 | 744 | 44.74 | 136 | 140 | 154 | 168 |
| 0056 Texas Township 4 | 2601 | 1663 | 63.94 | 524 | 720 | 716 | 790 |
| 0057 Texas Township 5 | 2619 | 1722 | 65.75 | 507 | 587 | 709 | 802 |
| 0077 Kalamazoo City 17 | 1781 | 1065 | 59.80 | 15 | 15 | 13 | 22 |
| 0085 Kalamazoo City 25 | 1438 | 1070 | 74.41 | 20 | 39 | 32 | 35 |
| 0086 Kalamazoo City 26 | 1757 | 1202 | 68.41 | 73 | 151 | 129 | 133 |
| 0089 Portage City 1 | 1631 | 902 | 55.30 | 323 | 383 | 418 | 510 |
| 0090 Portage City 2 | 1766 | 759 | 42.98 | 222 | 266 | 215 | 318 |
| 0091 Portage City 3 | 1979 | 1242 | 62.76 | 465 | 477 | 523 | 574 |
| 0092 Portage City 4 | 1589 | 1116 | 70.23 | 215 | 295 | 301 | 331 |
| 0093 Portage City 5 | 1542 | 990 | 64.20 | 377 | 359 | 440 | 535 |
| 0094 Portage City 6 | 1878 | 1300 | 69.22 | 433 | 515 | 548 | 685 |
| 0095 Portage City 7 | 2787 | 1599 | 57.37 | 538 | 765 | 690 | 789 |
| 0096 Portage City 8 | 1842 | 1332 | 72.31 | 381 | 629 | 653 | 662 |
| 0097 Portage City 9 | 1466 | 1071 | 73.06 | 353 | 489 | 560 | 574 |
| 0098 Portage City 10 | 2110 | 1391 | 65.92 | 506 | 517 | 596 | 699 |
| 0099 Portage City 11 | 2011 | 1372 | 68.22 | 484 | 689 | 598 | 653 |
| 0100 Portage City 12 | 2130 | 1537 | 72.16 | 489 | 667 | 798 | 834 |
| 0101 Portage City 13 | 2658 | 1772 | 66.67 | 624 | 687 | 861 | 948 |
| 0102 Portage City 14 | 1686 | 1168 | 69.28 | 423 | 491 | 543 | 640 |
| 0103 Portage City 15 | 1815 | 1126 | 62.04 | 376 | 521 | 495 | 562 |
| 0104 Portage City 16 | 2365 | 1509 | 63.81 | 463 | 702 | 671 | 773 |
| 0105 Portage City 17 | 1810 | 1298 | 71.71 | 445 | 521 | 629 | 680 |
| 0106 Portage City 18 | 1856 | 1295 | 69.77 | 413 | 537 | 582 | 670 |
| 0107 Portage City 19 | 1828 | 1144 | 62.58 | 387 | 588 | 520 | 525 |
| GRAND TOTALS | 48608 | 31389 | 64.58 | 9192 | 11750 | 12394 | 13912 |

Board Member Schoolcraft Community Schools
2 TO BE ELECTED

| 5 PRECINCTS | REGISTERED VOTERS | BALLOTS CAST | TURNOUT PERCENTAGE | Darby Fetzer (NON) | Rachel Phelps (NON) | Michael Rochholz (NON) | Wade Rutkoskie (NON) |
|---|---|---|---|---|---|---|---|
| 0043 Prairie Ronde Towns | 1828 | 1251 | 68.44 | 417 | 444 | 368 | 391 |
| 0050 Schoolcraft Townshi | 1127 | 725 | 64.33 | 267 | 310 | 283 | 270 |
| 0052 Schoolcraft Townshi | 1205 | 810 | 67.22 | 328 | 297 | 318 | 297 |
| 0057 Texas Township 5 | 2619 | 1722 | 65.75 | 77 | 66 | 45 | 67 |
| 0098 Portage City 10 | 2110 | 1391 | 65.92 | 22 | 26 | 20 | 17 |
| GRAND TOTALS | 8889 | 5899 | 66.36 | 1111 | 1143 | 1034 | 1042 |

Board Member Vicksburg Community Schools
2 TO BE ELECTED

| 8 PRECINCTS | REGISTERED VOTERS | BALLOTS CAST | TURNOUT PERCENTAGE | Virgil C. Knowles (NON) | Carol A. Lohman (NON) |
|---|---|---|---|---|---|
| 0003 Brady Township 1 | 1861 | 1143 | 61.42 | 700 | 762 |
| 0004 Brady Township 2 | 1458 | 972 | 66.67 | 572 | 639 |
| 0040 Pavilion Township 1 | 1994 | 1303 | 65.35 | 762 | 805 |
| 0041 Pavilion Township 2 | 1078 | 712 | 66.05 | 151 | 157 |
| 0049 Schoolcraft Townshi | 1721 | 1053 | 61.19 | 643 | 680 |
| 0051 Schoolcraft Townshi | 2697 | 1548 | 57.40 | 910 | 1053 |
| 0059 Wakeshma Township 1 | 957 | 557 | 58.20 | 240 | 249 |
| 0092 Portage City 4 | 1589 | 1116 | 70.23 | 264 | 275 |
| GRAND TOTALS | 13355 | 8404 | 62.93 | 4242 | 4620 |

Library Board Member Kalamazoo Public Library District
3 TO BE ELECTED

| 49 PRECINCTS | REGISTERED VOTERS | BALLOTS CAST | TURNOUT PERCENTAGE | Vicki Chuhna Deavoul (NON) | Nadia Ginnee-Nassan Deavoul (NON) | Chris Kidsy Tinee (NON) | Jeremy Lomonaco Rife (NON) | Amnas Mosest (NON) | Jeanes Vander Roest (NON) |
|---|---|---|---|---|---|---|---|---|---|
| 0019 Kalamazoo Township | 651 | 228 | 35.02 | 52 | 33 | 68 | 67 | 62 | 34 |
| 0020 Kalamazoo Township | 1510 | 706 | 46.75 | 7 | 4 | 7 | 15 | 8 | 7 |
| 0021 Kalamazoo Township | 2612 | 1760 | 67.38 | 248 | 283 | 474 | 657 | 586 | 446 |
| 0022 Kalamazoo Township | 906 | 583 | 64.35 | 70 | 110 | 116 | 174 | 205 | 122 |
| 0023 Kalamazoo Township | 2141 | 1251 | 58.43 | 234 | 243 | 273 | 328 | 454 | 253 |
| 0024 Kalamazoo Township | 1252 | 909 | 72.60 | 155 | 195 | 221 | 263 | 266 | 285 |
| 0025 Kalamazoo Township | 640 | 390 | 60.94 | 95 | 71 | 103 | 131 | 129 | 84 |
| 0026 Kalamazoo Township | 2283 | 1527 | 66.89 | 168 | 267 | 275 | 394 | 328 | 297 |
| 0027 Kalamazoo Township | 1994 | 930 | 46.64 | 150 | 142 | 255 | 356 | 272 | 188 |
| 0028 Kalamazoo Township | 1307 | 661 | 50.57 | 115 | 110 | 185 | 254 | 236 | 141 |
| 0029 Kalamazoo Township | 2209 | 1057 | 47.85 | 226 | 185 | 241 | 339 | 376 | 204 |
| 0030 Oshtemo Township 1 | 1258 | 959 | 76.23 | 173 | 171 | 266 | 296 | 284 | 358 |
| 0031 Oshtemo Township 2 | 2447 | 1559 | 63.71 | 307 | 289 | 435 | 501 | 445 | 458 |
| 0032 Oshtemo Township 3 | 1516 | 1189 | 78.43 | 131 | 281 | 336 | 396 | 365 | 352 |
| 0033 Oshtemo Township 4 | 1829 | 1183 | 64.68 | 162 | 223 | 400 | 451 | 442 | 325 |
| 0034 Oshtemo Township 5 | 1992 | 787 | 39.51 | 189 | 155 | 200 | 362 | 318 | 192 |
| 0035 Oshtemo Township 6 | 1816 | 996 | 54.85 | 213 | 188 | 250 | 300 | 409 | 306 |
| 0036 Oshtemo Township 7 | 1704 | 967 | 56.75 | 193 | 196 | 266 | 298 | 273 | 341 |
| 0037 Oshtemo Township 8 | 1215 | 666 | 54.81 | 181 | 144 | 229 | 231 | 175 | 171 |
| 0038 Oshtemo Township 9 | 2661 | 1375 | 51.67 | 189 | 338 | 420 | 493 | 418 | 340 |
| 0039 Oshtemo Township 10 | 834 | 601 | 72.06 | 77 | 86 | 184 | 195 | 188 | 155 |
| 0055 Texas Township 3 | 1839 | 1057 | 57.48 | 138 | 145 | 287 | 443 | 385 | 342 |
| 0061 Kalamazoo City 1 | 1797 | 901 | 50.14 | 171 | 199 | 236 | 252 | 364 | 203 |
| 0062 Kalamazoo City 2 | 3851 | 1665 | 43.24 | 430 | 453 | 422 | 473 | 394 | 467 |
| 0063 Kalamazoo City 3 | 2099 | 1056 | 50.31 | 266 | 302 | 289 | 345 | 309 | 179 |
| 0064 Kalamazoo City 4 | 2030 | 642 | 31.63 | 91 | 187 | 204 | 222 | 203 | 140 |
| 0065 Kalamazoo City 5 | 2918 | 1542 | 52.84 | 227 | 321 | 490 | 573 | 556 | 336 |
| 0066 Kalamazoo City 6 | 1776 | 1096 | 61.71 | 182 | 204 | 242 | 390 | 396 | 312 |
| 0067 Kalamazoo City 7 | 2592 | 1073 | 41.40 | 235 | 243 | 209 | 326 | 464 | 179 |
| 0068 Kalamazoo City 8 | 2161 | 725 | 33.55 | 281 | 146 | 150 | 329 | 231 | 128 |
| 0069 Kalamazoo City 9 | 2028 | 808 | 39.84 | 394 | 149 | 169 | 374 | 272 | 86 |
| 0070 Kalamazoo City 10 | 2312 | 1235 | 53.42 | 178 | 294 | 345 | 453 | 360 | 248 |
| 0071 Kalamazoo City 11 | 1767 | 719 | 40.69 | 170 | 125 | 229 | 335 | 264 | 114 |
| 0072 Kalamazoo City 12 | 1922 | 1291 | 67.17 | 201 | 284 | 346 | 477 | 534 | 335 |
| 0073 Kalamazoo City 13 | 1573 | 542 | 34.46 | 115 | 104 | 100 | 211 | 207 | 99 |
| 0074 Kalamazoo City 14 | 1549 | 593 | 38.28 | 169 | 160 | 168 | 223 | 202 | 174 |
| 0075 Kalamazoo City 15 | 2298 | 1016 | 44.21 | 282 | 237 | 312 | 375 | 358 | 207 |
| 0076 Kalamazoo City 16 | 1958 | 1257 | 64.20 | 150 | 332 | 382 | 481 | 371 | 278 |
| 0077 Kalamazoo City 17 | 1781 | 1065 | 59.80 | 187 | 196 | 331 | 396 | 401 | 270 |
| 0078 Kalamazoo City 18 | 1773 | 1034 | 58.32 | 171 | 176 | 251 | 407 | 395 | 282 |

Library Board Member Kalamazoo Public Library District
3 TO BE ELECTED

| 49 PRECINCTS | REGISTERED VOTERS | BALLOTS CAST | TURNOUT PERCENTAGE | Vickie Buchanan DeVould (NON) | Nadine Godin-Nassaney (NON) | Christine Kindy (NON) | Jennifer L. Moore (NON) | Anna M. Moss (NON) | James E. Vander Roest (NON) |
|---|---|---|---|---|---|---|---|---|---|
| 0079 Kalamazoo City 19 | 2549 | 1213 | 47.59 | 295 | 250 | 317 | 386 | 519 | 292 |
| 0080 Kalamazoo City 20 | 2214 | 1573 | 71.05 | 264 | 420 | 370 | 401 | 612 | 430 |
| 0081 Kalamazoo City 21 | 1336 | 1069 | 80.01 | 157 | 279 | 251 | 276 | 413 | 247 |
| 0082 Kalamazoo City 22 | 2434 | 1307 | 53.70 | 170 | 334 | 359 | 400 | 444 | 293 |
| 0083 Kalamazoo City 23 | 1271 | 676 | 53.19 | 102 | 160 | 214 | 228 | 255 | 150 |
| 0084 Kalamazoo City 24 | 1179 | 730 | 61.92 | 111 | 156 | 171 | 255 | 298 | 156 |
| 0085 Kalamazoo City 25 | 1438 | 1070 | 74.41 | 174 | 242 | 300 | 279 | 421 | 327 |
| 0086 Kalamazoo City 26 | 1757 | 1202 | 68.41 | 210 | 278 | 327 | 333 | 382 | 364 |
| 0087 Kalamazoo City 27 | 1493 | 579 | 38.78 | 137 | 154 | 159 | 189 | 178 | 99 |
| GRAND TOTALS | 90472 | 49020 | 54.18 | 8993 | 10244 | 12834 | 16333 | 16427 | 11796 |

Library Board Member Parchment Community Library District
3 TO BE ELECTED

| 9 PRECINCTS | REGISTERED VOTERS | BALLOTS CAST | TURNOUT PERCENTAGE | Margaret P. Beals (NON) | Robert B. Heasley (NON) | Jennifer Roelof (NON) | Eugene Wood (NON) |
|---|---|---|---|---|---|---|---|
| 0014 Cooper Township 1 | 1062 | 669 | 62.99 | 21 | 11 | 16 | 13 |
| 0015 Cooper Township 2 | 1277 | 886 | 69.38 | 306 | 259 | 282 | 162 |
| 0016 Cooper Township 3 | 2531 | 1490 | 58.87 | 783 | 542 | 684 | 484 |
| 0017 Cooper Township 4 | 2331 | 1663 | 71.34 | 96 | 77 | 82 | 56 |
| 0018 Cooper Township 5 | 620 | 327 | 52.74 | 27 | 15 | 32 | 20 |
| 0020 Kalamazoo Township | 1510 | 706 | 46.75 | 298 | 193 | 274 | 189 |
| 0026 Kalamazoo Township | 2283 | 1527 | 66.89 | 187 | 123 | 172 | 128 |
| 0070 Kalamazoo City 10 | 2312 | 1235 | 53.42 | 35 | 28 | 27 | 19 |
| 0088 Parchment City 1 | 1429 | 851 | 59.55 | 501 | 386 | 403 | 284 |
| GRAND TOTALS | 15355 | 9354 | 60.92 | 2254 | 1634 | 1972 | 1355 |

| | | | | Library Board Member Portage District Library 3 TO BE ELECTED | | | | |
|---|---|---|---|---|---|---|---|---|
| 22 PRECINCTS | REGISTERED | BALLOTS | TURNOUT PERCENTAGE | Carl Bealmear (NON) | Jerry Fineman (NON) | Marc Pathe (NON) | Tom Vacco (NON) | Deborah Vanderwies (NON) |
| 0042 Pavilion Township 3 | 1663 | 744 | 44.74 | 156 | 121 | 122 | 98 | 103 |
| 0056 Texas Township 4 | 2601 | 1663 | 63.94 | 426 | 648 | 510 | 578 | 409 |
| 0057 Texas Township 5 | 2619 | 1722 | 65.75 | 475 | 450 | 533 | 479 | 520 |
| 0089 Portage City 1 | 1631 | 902 | 55.30 | 372 | 293 | 264 | 306 | 348 |
| 0090 Portage City 2 | 1766 | 759 | 42.98 | 301 | 283 | 192 | 195 | 335 |
| 0091 Portage City 3 | 1979 | 1242 | 62.76 | 489 | 416 | 370 | 372 | 380 |
| 0092 Portage City 4 | 1589 | 1116 | 70.23 | 331 | 440 | 335 | 354 | 317 |
| 0093 Portage City 5 | 1542 | 990 | 64.20 | 287 | 321 | 360 | 310 | 372 |
| 0094 Portage City 6 | 1878 | 1300 | 69.22 | 431 | 361 | 324 | 435 | 472 |
| 0095 Portage City 7 | 2787 | 1599 | 57.37 | 572 | 636 | 409 | 489 | 626 |
| 0096 Portage City 8 | 1842 | 1332 | 72.31 | 453 | 524 | 401 | 412 | 357 |
| 0097 Portage City 9 | 1466 | 1071 | 73.06 | 309 | 463 | 345 | 390 | 295 |
| 0098 Portage City 10 | 2110 | 1391 | 65.92 | 403 | 404 | 497 | 462 | 531 |
| 0099 Portage City 11 | 2011 | 1372 | 68.22 | 523 | 467 | 355 | 469 | 468 |
| 0100 Portage City 12 | 2130 | 1537 | 72.16 | 479 | 554 | 415 | 557 | 615 |
| 0101 Portage City 13 | 2658 | 1772 | 66.67 | 664 | 600 | 569 | 563 | 523 |
| 0102 Portage City 14 | 1686 | 1168 | 69.28 | 347 | 557 | 381 | 421 | 335 |
| 0103 Portage City 15 | 1815 | 1126 | 62.04 | 346 | 398 | 396 | 336 | 391 |
| 0104 Portage City 16 | 2365 | 1509 | 63.81 | 553 | 469 | 414 | 525 | 561 |
| 0105 Portage City 17 | 1810 | 1298 | 71.71 | 417 | 437 | 315 | 439 | 511 |
| 0106 Portage City 18 | 1856 | 1295 | 69.77 | 455 | 414 | 387 | 400 | 387 |
| 0107 Portage City 19 | 1828 | 1144 | 62.58 | 328 | 514 | 343 | 388 | 341 |
| GRAND TOTALS | 43632 | 28052 | 64.29 | 9117 | 9770 | 8237 | 8978 | 9197 |

| 107 PRECINCTS | REGISTERED VOTERS | BALLOTS CAST | TURNOUT PERCENTAGE | Proposal 18-1 Yes (NON) | Proposal 18-1 No (NON) | Proposal 18-2 Yes (NON) | Proposal 18-2 No (NON) | Proposal 18-3 Yes (NON) | Proposal 18-3 No (NON) |
|---|---|---|---|---|---|---|---|---|---|
| 0001 Alamo Township 1 | 1107 | 755 | 68.20 | 360 | 389 | 398 | 334 | 430 | 312 |
| 0002 Alamo Township 2 | 1919 | 1224 | 63.78 | 541 | 673 | 642 | 546 | 684 | 515 |
| 0003 Brady Township 1 | 1861 | 1143 | 61.42 | 647 | 476 | 621 | 476 | 658 | 445 |
| 0004 Brady Township 2 | 1458 | 972 | 66.67 | 410 | 555 | 478 | 466 | 523 | 428 |
| 0005 Charleston Township | 1488 | 939 | 63.10 | 436 | 493 | 445 | 470 | 498 | 417 |
| 0006 Climax Township 1 | 1763 | 1106 | 62.73 | 510 | 587 | 531 | 541 | 574 | 498 |
| 0007 Comstock Township 1 | 1833 | 1196 | 65.25 | 594 | 593 | 652 | 520 | 691 | 490 |
| 0008 Comstock Township 2 | 2130 | 1165 | 54.69 | 751 | 407 | 743 | 382 | 769 | 368 |
| 0009 Comstock Township 3 | 1935 | 1031 | 53.28 | 608 | 419 | 594 | 408 | 646 | 360 |
| 0010 Comstock Township 4 | 1454 | 1004 | 69.05 | 495 | 498 | 586 | 389 | 634 | 352 |
| 0011 Comstock Township 5 | 1497 | 1026 | 68.54 | 520 | 497 | 643 | 352 | 685 | 316 |
| 0012 Comstock Township 6 | 1278 | 838 | 65.57 | 439 | 384 | 526 | 289 | 537 | 281 |
| 0013 Comstock Township 7 | 1560 | 776 | 49.74 | 504 | 260 | 549 | 206 | 601 | 157 |
| 0014 Cooper Township 1 | 1062 | 669 | 62.99 | 350 | 308 | 383 | 268 | 404 | 254 |
| 0015 Cooper Township 2 | 1277 | 886 | 69.38 | 424 | 451 | 535 | 329 | 540 | 331 |
| 0016 Cooper Township 3 | 2531 | 1490 | 58.87 | 800 | 671 | 898 | 562 | 950 | 508 |
| 0017 Cooper Township 4 | 2331 | 1663 | 71.34 | 770 | 878 | 865 | 753 | 934 | 697 |
| 0018 Cooper Township 5 | 620 | 327 | 52.74 | 210 | 114 | 245 | 75 | 255 | 68 |
| 0019 Kalamazoo Township | 651 | 228 | 35.02 | 180 | 45 | 149 | 72 | 154 | 62 |
| 0020 Kalamazoo Township | 1510 | 706 | 46.75 | 488 | 205 | 477 | 203 | 518 | 162 |
| 0021 Kalamazoo Township | 2612 | 1760 | 67.38 | 1008 | 732 | 1251 | 466 | 1276 | 442 |
| 0022 Kalamazoo Township | 906 | 583 | 64.35 | 445 | 133 | 483 | 92 | 487 | 86 |
| 0023 Kalamazoo Township | 2141 | 1251 | 58.43 | 939 | 293 | 987 | 234 | 1036 | 194 |
| 0024 Kalamazoo Township | 1252 | 909 | 72.60 | 613 | 283 | 683 | 197 | 700 | 188 |
| 0025 Kalamazoo Township | 640 | 390 | 60.94 | 263 | 123 | 307 | 77 | 313 | 70 |
| 0026 Kalamazoo Township | 2283 | 1527 | 66.89 | 796 | 716 | 986 | 494 | 1045 | 451 |
| 0027 Kalamazoo Township | 1994 | 930 | 46.64 | 640 | 268 | 659 | 244 | 715 | 190 |
| 0028 Kalamazoo Township | 1307 | 661 | 50.57 | 488 | 164 | 497 | 152 | 508 | 141 |
| 0029 Kalamazoo Township | 2209 | 1057 | 47.85 | 743 | 294 | 776 | 245 | 821 | 207 |
| 0030 Oshtemo Township 1 | 1258 | 959 | 76.23 | 456 | 491 | 538 | 394 | 557 | 381 |
| 0031 Oshtemo Township 2 | 2447 | 1559 | 63.71 | 854 | 697 | 975 | 548 | 1007 | 528 |
| 0032 Oshtemo Township 3 | 1516 | 1189 | 78.43 | 670 | 502 | 832 | 332 | 838 | 326 |
| 0033 Oshtemo Township 4 | 1829 | 1183 | 64.68 | 655 | 514 | 838 | 317 | 872 | 291 |
| 0034 Oshtemo Township 5 | 1992 | 787 | 39.51 | 573 | 204 | 582 | 185 | 645 | 126 |
| 0035 Oshtemo Township 6 | 1816 | 996 | 54.85 | 526 | 456 | 668 | 288 | 679 | 287 |
| 0036 Oshtemo Township 7 | 1704 | 967 | 56.75 | 546 | 403 | 652 | 280 | 677 | 264 |
| 0037 Oshtemo Township 8 | 1215 | 666 | 54.81 | 424 | 237 | 471 | 170 | 500 | 149 |
| 0038 Oshtemo Township 9 | 2661 | 1375 | 51.67 | 898 | 463 | 957 | 389 | 990 | 365 |
| 0039 Oshtemo Township 10 | 834 | 601 | 72.06 | 361 | 233 | 385 | 190 | 398 | 183 |
| 0040 Pavilion Township 1 | 1994 | 1303 | 65.35 | 655 | 634 | 705 | 552 | 759 | 514 |
| 0041 Pavilion Township 2 | 1078 | 712 | 66.05 | 343 | 359 | 373 | 310 | 381 | 311 |
| 0042 Pavilion Township 3 | 1663 | 744 | 44.74 | 457 | 280 | 441 | 279 | 472 | 256 |
| 0043 Prairie Ronde Towns | 1828 | 1251 | 68.44 | 551 | 687 | 654 | 563 | 712 | 515 |
| 0044 Richland Township 1 | 2315 | 1590 | 68.68 | 753 | 823 | 905 | 639 | 982 | 581 |
| 0045 Richland Township 2 | 1597 | 1108 | 69.38 | 561 | 541 | 615 | 468 | 650 | 439 |
| 0046 Richland Township 3 | 2393 | 1548 | 64.69 | 750 | 784 | 909 | 600 | 930 | 590 |
| 0047 Ross Township 1 | 2090 | 1404 | 67.18 | 657 | 736 | 774 | 592 | 814 | 558 |
| 0048 Ross Township 2 | 2065 | 1486 | 71.96 | 674 | 791 | 818 | 626 | 846 | 606 |
| 0049 Schoolcraft Townshi | 1721 | 1053 | 61.19 | 598 | 447 | 632 | 393 | 661 | 372 |
| 0050 Schoolcraft Townshi | 1127 | 725 | 64.33 | 392 | 325 | 396 | 311 | 467 | 242 |

| 107 PRECINCTS | REGISTERED VOTERS | BALLOTS CAST | TURNOUT PERCENTAGE | Proposal 18-1 Yes (NON) | Proposal 18-1 No (NON) | Proposal 18-2 Yes (NON) | Proposal 18-2 No (NON) | Proposal 18-3 Yes (NON) | Proposal 18-3 No (NON) |
|---|---|---|---|---|---|---|---|---|---|
| 0051 Schoolcraft Townshi | 2697 | 1548 | 57.40 | 869 | 667 | 950 | 572 | 979 | 548 |
| 0052 Schoolcraft Townshi | 1205 | 810 | 67.22 | 380 | 422 | 407 | 386 | 447 | 346 |
| 0053 Texas Township 1 | 2157 | 1437 | 66.62 | 708 | 714 | 802 | 603 | 885 | 522 |
| 0054 Texas Township 2 | 1930 | 1313 | 68.03 | 688 | 611 | 748 | 520 | 823 | 463 |
| 0055 Texas Township 3 | 1839 | 1057 | 57.48 | 593 | 457 | 678 | 354 | 716 | 320 |
| 0056 Texas Township 4 | 2601 | 1663 | 63.94 | 813 | 832 | 1008 | 616 | 1112 | 519 |
| 0057 Texas Township 5 | 2619 | 1722 | 65.75 | 816 | 888 | 1057 | 629 | 1108 | 583 |
| 0058 Texas Township 6 | 2345 | 1625 | 69.30 | 769 | 838 | 921 | 643 | 1024 | 561 |
| 0059 Wakeshma Township 1 | 957 | 557 | 58.20 | 313 | 237 | 289 | 251 | 321 | 218 |
| 0060 Galesburg City 1 | 1426 | 654 | 45.86 | 422 | 222 | 393 | 235 | 415 | 216 |
| 0061 Kalamazoo City 1 | 1797 | 901 | 50.14 | 735 | 158 | 767 | 117 | 778 | 111 |
| 0062 Kalamazoo City 2 | 3851 | 1665 | 43.24 | 1373 | 274 | 1297 | 317 | 1459 | 172 |
| 0063 Kalamazoo City 3 | 2099 | 1056 | 50.31 | 962 | 86 | 923 | 113 | 966 | 74 |
| 0064 Kalamazoo City 4 | 2030 | 642 | 31.63 | 561 | 76 | 447 | 158 | 526 | 95 |
| 0065 Kalamazoo City 5 | 2918 | 1542 | 52.84 | 1179 | 342 | 1244 | 251 | 1311 | 195 |
| 0066 Kalamazoo City 6 | 1776 | 1096 | 61.71 | 645 | 418 | 808 | 247 | 806 | 258 |
| 0067 Kalamazoo City 7 | 2592 | 1073 | 41.40 | 913 | 146 | 927 | 116 | 968 | 88 |
| 0068 Kalamazoo City 8 | 2161 | 725 | 33.55 | 573 | 136 | 577 | 118 | 631 | 72 |
| 0069 Kalamazoo City 9 | 2028 | 808 | 39.84 | 614 | 174 | 625 | 150 | 695 | 77 |
| 0070 Kalamazoo City 10 | 2312 | 1235 | 53.42 | 815 | 393 | 852 | 337 | 890 | 304 |
| 0071 Kalamazoo City 11 | 1767 | 719 | 40.69 | 574 | 129 | 584 | 104 | 628 | 69 |
| 0072 Kalamazoo City 12 | 1922 | 1291 | 67.17 | 943 | 336 | 994 | 277 | 1006 | 269 |
| 0073 Kalamazoo City 13 | 1573 | 542 | 34.46 | 433 | 99 | 396 | 117 | 428 | 93 |
| 0074 Kalamazoo City 14 | 1549 | 593 | 38.28 | 472 | 114 | 468 | 105 | 489 | 88 |
| 0075 Kalamazoo City 15 | 2298 | 1016 | 44.21 | 784 | 218 | 778 | 208 | 832 | 161 |
| 0076 Kalamazoo City 16 | 1958 | 1257 | 64.20 | 924 | 313 | 948 | 271 | 977 | 246 |
| 0077 Kalamazoo City 17 | 1781 | 1065 | 59.80 | 712 | 339 | 779 | 264 | 808 | 238 |
| 0078 Kalamazoo City 18 | 1773 | 1034 | 58.32 | 717 | 301 | 768 | 231 | 811 | 201 |
| 0079 Kalamazoo City 19 | 2549 | 1213 | 47.59 | 898 | 302 | 899 | 280 | 956 | 234 |
| 0080 Kalamazoo City 20 | 2214 | 1573 | 71.05 | 1130 | 415 | 1227 | 310 | 1261 | 280 |
| 0081 Kalamazoo City 21 | 1336 | 1069 | 80.01 | 759 | 296 | 865 | 186 | 885 | 167 |
| 0082 Kalamazoo City 22 | 2434 | 1307 | 53.70 | 927 | 359 | 1043 | 239 | 1070 | 213 |
| 0083 Kalamazoo City 23 | 1271 | 676 | 53.19 | 454 | 204 | 501 | 153 | 502 | 153 |
| 0084 Kalamazoo City 24 | 1179 | 730 | 61.92 | 574 | 143 | 600 | 108 | 611 | 100 |
| 0085 Kalamazoo City 25 | 1438 | 1070 | 74.41 | 670 | 382 | 780 | 268 | 770 | 282 |
| 0086 Kalamazoo City 26 | 1757 | 1202 | 68.41 | 797 | 385 | 913 | 261 | 926 | 256 |
| 0087 Kalamazoo City 27 | 1493 | 579 | 38.78 | 495 | 74 | 498 | 67 | 527 | 40 |
| 0088 Parchment City 1 | 1429 | 851 | 59.55 | 520 | 319 | 563 | 261 | 582 | 247 |
| 0089 Portage City 1 | 1631 | 902 | 55.30 | 520 | 368 | 610 | 263 | 619 | 255 |
| 0090 Portage City 2 | 1766 | 759 | 42.98 | 518 | 231 | 509 | 222 | 553 | 187 |
| 0091 Portage City 3 | 1979 | 1242 | 62.76 | 628 | 586 | 754 | 439 | 786 | 419 |
| 0092 Portage City 4 | 1589 | 1116 | 70.23 | 577 | 529 | 644 | 425 | 688 | 404 |
| 0093 Portage City 5 | 1542 | 990 | 64.20 | 637 | 340 | 646 | 317 | 674 | 291 |
| 0094 Portage City 6 | 1878 | 1300 | 69.22 | 665 | 621 | 794 | 462 | 839 | 431 |
| 0095 Portage City 7 | 2787 | 1599 | 57.37 | 1065 | 518 | 1088 | 477 | 1184 | 393 |
| 0096 Portage City 8 | 1842 | 1332 | 72.31 | 709 | 608 | 868 | 420 | 894 | 409 |
| 0097 Portage City 9 | 1466 | 1071 | 73.06 | 587 | 470 | 687 | 362 | 728 | 322 |
| 0098 Portage City 10 | 2110 | 1391 | 65.92 | 724 | 646 | 874 | 468 | 874 | 476 |
| 0099 Portage City 11 | 2011 | 1372 | 68.22 | 781 | 574 | 921 | 424 | 980 | 373 |
| 0100 Portage City 12 | 2130 | 1537 | 72.16 | 722 | 794 | 993 | 505 | 991 | 505 |

| 107 PRECINCTS | REGISTERED VOTERS | BALLOTS CAST | VOTER TURNOUT PERCENTAGE | Proposal 18-1 Yes (NON) | Proposal 18-1 No (NON) | Proposal 18-2 Yes (NON) | Proposal 18-2 No (NON) | Proposal 18-3 Yes (NON) | Proposal 18-3 No (NON) |
|---|---|---|---|---|---|---|---|---|---|
| 0101 Portage City 13 | 2658 | 1772 | 66.67 | 986 | 768 | 1166 | 564 | 1191 | 554 |
| 0102 Portage City 14 | 1686 | 1168 | 69.28 | 639 | 519 | 776 | 369 | 803 | 349 |
| 0103 Portage City 15 | 1815 | 1126 | 62.04 | 680 | 428 | 736 | 365 | 794 | 305 |
| 0104 Portage City 16 | 2365 | 1509 | 63.81 | 803 | 692 | 987 | 481 | 1051 | 427 |
| 0105 Portage City 17 | 1810 | 1298 | 71.71 | 669 | 613 | 818 | 450 | 848 | 422 |
| 0106 Portage City 18 | 1856 | 1295 | 69.77 | 671 | 610 | 846 | 415 | 879 | 395 |
| 0107 Portage City 19 | 1828 | 1144 | 62.58 | 642 | 483 | 728 | 378 | 776 | 342 |
| GRAND TOTALS | 195562 | 116257 | 59.45 | 69073 | 45733 | 76478 | 36517 | 80504 | 33212 |

| 2 PRECINCTS | REGISTERED VOTERS | BALLOTS CAST | TURNOUT PERCENTAGE | Glen Oaks Community College Millage Proposal Yes (NON) | Glen Oaks Community College Millage Proposal No (NON) |
|---|---|---|---|---|---|
| 0004 Brady Township 2 | 1458 | 972 | 66.67 | 2 | 7 |
| 0059 Wakeshma Township 1 | 957 | 557 | 58.20 | 0 | 5 |
| GRAND TOTALS | 2415 | 1529 | 63.31 | 2 | 12 |

# Statement of Votes Cast

General Election

Kalkaska County, Michigan

November 06, 2018

SOVC for: All Contests, All Districts, All Counting Groups

| Precinct | Registered Voters | Cards Cast | Voters Cast | % Turnout |
|---|---|---|---|---|
| **County** | | | | |
| **Kalkaska County** | | | | |
| Bear Lake Township, Precinct 1 | 0 | 435 | 435 | N/A |
| Blue Lake Township, Precinct 1 | 0 | 275 | 275 | N/A |
| Boardman Township, Precinct 1 | 0 | 703 | 703 | N/A |
| Clearwater Township, Precinct 1 | 0 | 1,328 | 1328 | N/A |
| Coldsprings Township, Precinct 1 | 0 | 777 | 777 | N/A |
| Excelsior Township, Precinct 1 | 0 | 456 | 456 | N/A |
| Garfield Township, Precinct 1 | 0 | 460 | 460 | N/A |
| Kalkaska Township, Precinct 1 | 0 | 0 | 0 | N/A |
| Kalkaska Township, Precinct 2 | 0 | 1,014 | 1014 | N/A |
| Oliver Township, Precinct 1 | 0 | 155 | 155 | N/A |
| Orange Township, Precinct 1 | 0 | 607 | 607 | N/A |
| Rapid River Township, Precinct 1 | 0 | 532 | 532 | N/A |
| Springfield Township, Precinct 1 | 0 | 610 | 610 | N/A |
| Kalkaska County - Total | 0 | 7,352 | 7,352 | N/A |
| County - Total | 0 | 7,352 | 7,352 | N/A |

# Governor/Lt. Governor (Vote for 1)

| Precinct | Times Cast | Registered Voters | Bill Schuette/Lisa Posthumus Lyons (REP) | | Gretchen Whitmer/Garlin D. Gilchrist, II (DEM) | |
|---|---|---|---|---|---|---|
| **County** | | | | | | |
| **Kalkaska County** | | | | | | |
| Bear Lake Township, Precinct 1 | 435 | 0 | 251 | 58.37% | 162 | 37.67% |
| Blue Lake Township, Precinct 1 | 275 | 0 | 148 | 54.21% | 122 | 44.69% |
| Boardman Township, Precinct 1 | 703 | 0 | 447 | 65.07% | 214 | 31.15% |
| Clearwater Township, Precinct 1 | 1,328 | 0 | 737 | 56.22% | 499 | 38.06% |
| Coldsprings Township, Precinct 1 | 777 | 0 | 491 | 64.18% | 252 | 32.94% |
| Excelsior Township, Precinct 1 | 456 | 0 | 287 | 64.35% | 128 | 28.70% |
| Garfield Township, Precinct 1 | 460 | 0 | 278 | 61.10% | 151 | 33.19% |
| Kalkaska Township, Precinct 1 | 0 | 0 | 0 | | 0 | |
| Kalkaska Township, Precinct 2 | 1,014 | 0 | 600 | 60.61% | 337 | 34.04% |
| Oliver Township, Precinct 1 | 155 | 0 | 99 | 64.29% | 44 | 28.57% |
| Orange Township, Precinct 1 | 607 | 0 | 413 | 69.53% | 155 | 26.09% |
| Rapid River Township, Precinct 1 | 532 | 0 | 327 | 62.64% | 167 | 31.99% |
| Springfield Township, Precinct 1 | 610 | 0 | 357 | 59.70% | 208 | 34.78% |
| Kalkaska County - Total | 7,352 | 0 | 4,435 | 61.38% | 2,439 | 33.76% |
| **Cumulative** | | | | | | |
| Cumulative | 0 | 0 | 0 | | 0 | |
| Cumulative - Total | 0 | 0 | 0 | | 0 | |
| County - Total | 7,352 | 0 | 4,435 | 61.38% | 2,439 | 33.76% |

| Precinct | Bill Gelineau/Angelique Chaiser Thomas (LIB) | | Todd Schleiger/Earl P. Lackie (UST) | | Jennifer V. Kurland/Charin H. Davenport (GRN) | | Keith Butkovich/Raymond Warner (NL) | | Write-in | | Total Votes |
|---|---|---|---|---|---|---|---|---|---|---|---|
| **County** | | | | | | | | | | | |
| **Kalkaska County** | | | | | | | | | | | |
| Bear Lake Township, Precinct 1 | 9 | 2.09% | 2 | 0.47% | 2 | 0.47% | 3 | 0.70% | 1 | 0.23% | 430 |
| Blue Lake Township, Precinct 1 | 0 | 0.00% | 3 | 1.10% | 0 | 0.00% | 0 | 0.00% | 0 | 0.00% | 273 |
| Boardman Township, Precinct 1 | 11 | 1.60% | 4 | 0.58% | 5 | 0.73% | 4 | 0.58% | 2 | 0.29% | 687 |
| Clearwater Township, Precinct 1 | 37 | 2.82% | 8 | 0.61% | 13 | 0.99% | 12 | 0.92% | 5 | 0.38% | 1,311 |
| Coldsprings Township, Precinct 1 | 11 | 1.44% | 7 | 0.92% | 0 | 0.00% | 3 | 0.39% | 1 | 0.13% | 765 |
| Excelsior Township, Precinct 1 | 12 | 2.69% | 4 | 0.90% | 11 | 2.47% | 3 | 0.67% | 1 | 0.22% | 446 |
| Garfield Township, Precinct 1 | 7 | 1.54% | 5 | 1.10% | 6 | 1.32% | 6 | 1.32% | 2 | 0.44% | 455 |
| Kalkaska Township, Precinct 1 | 0 | | 0 | | 0 | | 0 | | 0 | | 0 |
| Kalkaska Township, Precinct 2 | 15 | 1.52% | 16 | 1.62% | 15 | 1.52% | 7 | 0.71% | 0 | 0.00% | 990 |
| Oliver Township, Precinct 1 | 3 | 1.95% | 3 | 1.95% | 2 | 1.30% | 3 | 1.95% | 0 | 0.00% | 154 |
| Orange Township, Precinct 1 | 9 | 1.52% | 6 | 1.01% | 4 | 0.67% | 6 | 1.01% | 1 | 0.17% | 594 |
| Rapid River Township, Precinct 1 | 6 | 1.15% | 12 | 2.30% | 7 | 1.34% | 2 | 0.38% | 1 | 0.19% | 522 |
| Springfield Township, Precinct 1 | 14 | 2.34% | 7 | 1.17% | 2 | 0.33% | 8 | 1.34% | 2 | 0.33% | 598 |
| Kalkaska County - Total | 134 | 1.85% | 77 | 1.07% | 67 | 0.93% | 57 | 0.79% | 16 | 0.22% | 7,225 |
| **Cumulative** | | | | | | | | | | | |
| Cumulative | 0 | | 0 | | 0 | | 0 | | 0 | | 0 |
| Cumulative - Total | 0 | | 0 | | 0 | | 0 | | 0 | | 0 |
| County - Total | 134 | 1.85% | 77 | 1.07% | 67 | 0.93% | 57 | 0.79% | 16 | 0.22% | 7,225 |

# Secretary of State (Vote for 1)

| Precinct | Times Cast | Registered Voters | Mary Treder Lang (REP) | | Jocelyn Benson (DEM) | |
|---|---|---|---|---|---|---|
| **County** | | | | | | |
| **Kalkaska County** | | | | | | |
| Bear Lake Township, Precinct 1 | 435 | 0 | 250 | 59.38% | 155 | 36.82% |
| Blue Lake Township, Precinct 1 | 275 | 0 | 150 | 54.74% | 117 | 42.70% |
| Boardman Township, Precinct 1 | 703 | 0 | 456 | 66.86% | 194 | 28.45% |
| Clearwater Township, Precinct 1 | 1,328 | 0 | 747 | 58.04% | 465 | 36.13% |
| Coldsprings Township, Precinct 1 | 777 | 0 | 480 | 63.49% | 242 | 32.01% |
| Excelsior Township, Precinct 1 | 456 | 0 | 289 | 65.98% | 117 | 26.71% |
| Garfield Township, Precinct 1 | 460 | 0 | 271 | 62.88% | 131 | 30.39% |
| Kalkaska Township, Precinct 1 | 0 | 0 | 0 | | 0 | |
| Kalkaska Township, Precinct 2 | 1,014 | 0 | 580 | 61.25% | 311 | 32.84% |
| Oliver Township, Precinct 1 | 155 | 0 | 102 | 66.67% | 40 | 26.14% |
| Orange Township, Precinct 1 | 607 | 0 | 400 | 70.55% | 139 | 24.51% |
| Rapid River Township, Precinct 1 | 532 | 0 | 334 | 65.11% | 157 | 30.60% |
| Springfield Township, Precinct 1 | 610 | 0 | 349 | 59.97% | 195 | 33.51% |
| Kalkaska County - Total | 7,352 | 0 | 4,408 | 62.52% | 2,263 | 32.09% |
| **Cumulative** | | | | | | |
| Cumulative | 0 | 0 | 0 | | 0 | |
| Cumulative - Total | 0 | 0 | 0 | | 0 | |
| County - Total | 7,352 | 0 | 4,408 | 62.52% | 2,263 | 32.09% |

| Precinct | Gregory Scott Stempfle (LIB) | | Robert Gale (UST) | | Write-in | | Total Votes |
|---|---|---|---|---|---|---|---|
| **County** | | | | | | | |
| **Kalkaska County** | | | | | | | |
| Bear Lake Township, Precinct 1 | 9 | 2.14% | 7 | 1.66% | 0 | 0.00% | 421 |
| Blue Lake Township, Precinct 1 | 3 | 1.09% | 4 | 1.46% | 0 | 0.00% | 274 |
| Boardman Township, Precinct 1 | 20 | 2.93% | 8 | 1.17% | 4 | 0.59% | 682 |
| Clearwater Township, Precinct 1 | 42 | 3.26% | 31 | 2.41% | 2 | 0.16% | 1,287 |
| Coldsprings Township, Precinct 1 | 20 | 2.65% | 12 | 1.59% | 2 | 0.26% | 756 |
| Excelsior Township, Precinct 1 | 15 | 3.42% | 16 | 3.65% | 1 | 0.23% | 438 |
| Garfield Township, Precinct 1 | 13 | 3.02% | 13 | 3.02% | 3 | 0.70% | 431 |
| Kalkaska Township, Precinct 1 | 0 | | 0 | | 0 | | 0 |
| Kalkaska Township, Precinct 2 | 32 | 3.38% | 22 | 2.32% | 2 | 0.21% | 947 |
| Oliver Township, Precinct 1 | 4 | 2.61% | 6 | 3.92% | 1 | 0.65% | 153 |
| Orange Township, Precinct 1 | 13 | 2.29% | 13 | 2.29% | 2 | 0.35% | 567 |
| Rapid River Township, Precinct 1 | 9 | 1.75% | 12 | 2.34% | 1 | 0.19% | 513 |
| Springfield Township, Precinct 1 | 20 | 3.44% | 15 | 2.58% | 3 | 0.52% | 582 |
| Kalkaska County - Total | 200 | 2.84% | 159 | 2.25% | 21 | 0.30% | 7,051 |
| **Cumulative** | | | | | | | |
| Cumulative | 0 | | 0 | | 0 | | 0 |
| Cumulative - Total | 0 | | 0 | | 0 | | 0 |
| County - Total | 200 | 2.84% | 159 | 2.25% | 21 | 0.30% | 7,051 |

# Attorney General (Vote for 1)

| Precinct | Times Cast | Registered Voters | Tom Leonard (REP) | | Dana Nessel (DEM) | |
|---|---|---|---|---|---|---|
| **County** | | | | | | |
| **Kalkaska County** | | | | | | |
| Bear Lake Township, Precinct 1 | 435 | 0 | 261 | 62.44% | 129 | 30.86% |
| Blue Lake Township, Precinct 1 | 275 | 0 | 154 | 56.41% | 106 | 38.83% |
| Boardman Township, Precinct 1 | 703 | 0 | 474 | 69.71% | 170 | 25.00% |
| Clearwater Township, Precinct 1 | 1,328 | 0 | 745 | 58.39% | 429 | 33.62% |
| Coldsprings Township, Precinct 1 | 777 | 0 | 486 | 65.41% | 213 | 28.67% |
| Excelsior Township, Precinct 1 | 456 | 0 | 295 | 67.82% | 107 | 24.60% |
| Garfield Township, Precinct 1 | 460 | 0 | 280 | 64.81% | 117 | 27.08% |
| Kalkaska Township, Precinct 1 | 0 | 0 | 0 | | 0 | |
| Kalkaska Township, Precinct 2 | 1,014 | 0 | 602 | 64.04% | 274 | 29.15% |
| Oliver Township, Precinct 1 | 155 | 0 | 100 | 67.11% | 36 | 24.16% |
| Orange Township, Precinct 1 | 607 | 0 | 408 | 72.08% | 127 | 22.44% |
| Rapid River Township, Precinct 1 | 532 | 0 | 326 | 64.81% | 135 | 26.84% |
| Springfield Township, Precinct 1 | 610 | 0 | 359 | 61.68% | 180 | 30.93% |
| Kalkaska County - Total | 7,352 | 0 | 4,490 | 64.17% | 2,023 | 28.91% |
| **Cumulative** | | | | | | |
| Cumulative | 0 | 0 | 0 | | 0 | |
| Cumulative - Total | 0 | 0 | 0 | | 0 | |
| County - Total | 7,352 | 0 | 4,490 | 64.17% | 2,023 | 28.91% |

| Precinct | Lisa Lane Gioia (LIB) | | Gerald T. Van Sickle (UST) | | Chris Graveline (NPA) | | Write-in | | Total Votes |
|---|---|---|---|---|---|---|---|---|---|
| **County** | | | | | | | | | |
| **Kalkaska County** | | | | | | | | | |
| Bear Lake Township, Precinct 1 | 10 | 2.39% | 4 | 0.96% | 13 | 3.11% | 1 | 0.24% | 418 |
| Blue Lake Township, Precinct 1 | 4 | 1.47% | 6 | 2.20% | 3 | 1.10% | 0 | 0.00% | 273 |
| Boardman Township, Precinct 1 | 15 | 2.21% | 10 | 1.47% | 8 | 1.18% | 3 | 0.44% | 680 |
| Clearwater Township, Precinct 1 | 43 | 3.37% | 16 | 1.25% | 41 | 3.21% | 2 | 0.16% | 1,276 |
| Coldsprings Township, Precinct 1 | 18 | 2.42% | 8 | 1.08% | 16 | 2.15% | 2 | 0.27% | 743 |
| Excelsior Township, Precinct 1 | 8 | 1.84% | 11 | 2.53% | 13 | 2.99% | 1 | 0.23% | 435 |
| Garfield Township, Precinct 1 | 11 | 2.55% | 8 | 1.85% | 13 | 3.01% | 3 | 0.69% | 432 |
| Kalkaska Township, Precinct 1 | 0 | | 0 | | 0 | | 0 | | 0 |
| Kalkaska Township, Precinct 2 | 24 | 2.55% | 16 | 1.70% | 21 | 2.23% | 3 | 0.32% | 940 |
| Oliver Township, Precinct 1 | 2 | 1.34% | 4 | 2.68% | 6 | 4.03% | 1 | 0.67% | 149 |
| Orange Township, Precinct 1 | 7 | 1.24% | 8 | 1.41% | 14 | 2.47% | 2 | 0.35% | 566 |
| Rapid River Township, Precinct 1 | 15 | 2.98% | 12 | 2.39% | 14 | 2.78% | 1 | 0.20% | 503 |
| Springfield Township, Precinct 1 | 15 | 2.58% | 10 | 1.72% | 15 | 2.58% | 3 | 0.52% | 582 |
| Kalkaska County - Total | 172 | 2.46% | 113 | 1.61% | 177 | 2.53% | 22 | 0.31% | 6,997 |
| **Cumulative** | | | | | | | | | |
| Cumulative | 0 | | 0 | | 0 | | 0 | | 0 |
| Cumulative - Total | 0 | | 0 | | 0 | | 0 | | 0 |
| County - Total | 172 | 2.46% | 113 | 1.61% | 177 | 2.53% | 22 | 0.31% | 6,997 |

# United States Senator (Vote for 1)

| Precinct | Times Cast | Registered Voters |
|---|---|---|
| **County** | | |
| **Kalkaska County** | | |
| Bear Lake Township, Precinct 1 | 435 | 0 |
| Blue Lake Township, Precinct 1 | 275 | 0 |
| Boardman Township, Precinct 1 | 703 | 0 |
| Clearwater Township, Precinct 1 | 1,328 | 0 |
| Coldsprings Township, Precinct 1 | 777 | 0 |
| Excelsior Township, Precinct 1 | 456 | 0 |
| Garfield Township, Precinct 1 | 460 | 0 |
| Kalkaska Township, Precinct 1 | 0 | 0 |
| Kalkaska Township, Precinct 2 | 1,014 | 0 |
| Oliver Township, Precinct 1 | 155 | 0 |
| Orange Township, Precinct 1 | 607 | 0 |
| Rapid River Township, Precinct 1 | 532 | 0 |
| Springfield Township, Precinct 1 | 610 | 0 |
| Kalkaska County - Total | 7,352 | 0 |
| **Cumulative** | | |
| Cumulative | 0 | 0 |
| Cumulative - Total | 0 | 0 |
| County - Total | 7,352 | 0 |

| Precinct | John James (REP) | | Debbie Stabenow (DEM) | |
|---|---|---|---|---|
| **County** | | | | |
| **Kalkaska County** | | | | |
| Bear Lake Township, Precinct 1 | 252 | 58.74% | 165 | 38.46% |
| Blue Lake Township, Precinct 1 | 144 | 52.55% | 127 | 46.35% |
| Boardman Township, Precinct 1 | 466 | 68.13% | 201 | 29.39% |
| Clearwater Township, Precinct 1 | 768 | 58.72% | 490 | 37.46% |
| Coldsprings Township, Precinct 1 | 495 | 64.71% | 257 | 33.59% |
| Excelsior Township, Precinct 1 | 302 | 67.87% | 131 | 29.44% |
| Garfield Township, Precinct 1 | 297 | 65.85% | 139 | 30.82% |
| Kalkaska Township, Precinct 1 | 0 | | 0 | |
| Kalkaska Township, Precinct 2 | 619 | 62.72% | 330 | 33.43% |
| Oliver Township, Precinct 1 | 95 | 62.09% | 49 | 32.03% |
| Orange Township, Precinct 1 | 412 | 70.43% | 152 | 25.98% |
| Rapid River Township, Precinct 1 | 346 | 66.54% | 153 | 29.42% |
| Springfield Township, Precinct 1 | 374 | 62.86% | 202 | 33.95% |
| Kalkaska County - Total | 4,570 | 63.51% | 2,396 | 33.30% |
| **Cumulative** | | | | |
| Cumulative | 0 | | 0 | |
| Cumulative - Total | 0 | | 0 | |
| County - Total | 4,570 | 63.51% | 2,396 | 33.30% |

| Precinct | George E. Huffman, III (UST) | | Marcia Squier (GRN) | | John Howard Wilhelm (NL) | | Write-in | | Total Votes |
|---|---|---|---|---|---|---|---|---|---|
| **County** | | | | | | | | | |
| **Kalkaska County** | | | | | | | | | |
| Bear Lake Township, Precinct 1 | 4 | 0.93% | 5 | 1.17% | 3 | 0.70% | 0 | 0.00% | 429 |
| Blue Lake Township, Precinct 1 | 2 | 0.73% | 1 | 0.36% | 0 | 0.00% | 0 | 0.00% | 274 |
| Boardman Township, Precinct 1 | 5 | 0.73% | 9 | 1.32% | 1 | 0.15% | 2 | 0.29% | 684 |
| Clearwater Township, Precinct 1 | 12 | 0.92% | 24 | 1.83% | 12 | 0.92% | 2 | 0.15% | 1,308 |
| Coldsprings Township, Precinct 1 | 9 | 1.18% | 0 | 0.00% | 4 | 0.52% | 0 | 0.00% | 765 |
| Excelsior Township, Precinct 1 | 3 | 0.67% | 7 | 1.57% | 2 | 0.45% | 0 | 0.00% | 445 |
| Garfield Township, Precinct 1 | 4 | 0.89% | 4 | 0.89% | 4 | 0.89% | 3 | 0.67% | 451 |
| Kalkaska Township, Precinct 1 | 0 | | 0 | | 0 | | 0 | | 0 |
| Kalkaska Township, Precinct 2 | 11 | 1.11% | 20 | 2.03% | 6 | 0.61% | 1 | 0.10% | 987 |
| Oliver Township, Precinct 1 | 4 | 2.61% | 3 | 1.96% | 2 | 1.31% | 0 | 0.00% | 153 |
| Orange Township, Precinct 1 | 5 | 0.85% | 8 | 1.37% | 6 | 1.03% | 2 | 0.34% | 585 |
| Rapid River Township, Precinct 1 | 2 | 0.38% | 14 | 2.69% | 3 | 0.58% | 2 | 0.38% | 520 |
| Springfield Township, Precinct 1 | 8 | 1.34% | 2 | 0.34% | 6 | 1.01% | 3 | 0.50% | 595 |
| Kalkaska County - Total | 69 | 0.96% | 97 | 1.35% | 49 | 0.68% | 15 | 0.21% | 7,196 |
| **Cumulative** | | | | | | | | | |
| Cumulative | 0 | | 0 | | 0 | | 0 | | 0 |
| Cumulative - Total | 0 | | 0 | | 0 | | 0 | | 0 |
| County - Total | 69 | 0.96% | 97 | 1.35% | 49 | 0.68% | 15 | 0.21% | 7,196 |

# Representative in Congress 1st District (Vote for 1)

| Precinct | Times Cast | Registered Voters |
|---|---|---|
| **County** | | |
| **Kalkaska County** | | |
| Bear Lake Township, Precinct 1 | 435 | 0 |
| Blue Lake Township, Precinct 1 | 275 | 0 |
| Boardman Township, Precinct 1 | 703 | 0 |
| Clearwater Township, Precinct 1 | 1,328 | 0 |
| Coldsprings Township, Precinct 1 | 777 | 0 |
| Excelsior Township, Precinct 1 | 456 | 0 |
| Garfield Township, Precinct 1 | 460 | 0 |
| Kalkaska Township, Precinct 1 | 0 | 0 |
| Kalkaska Township, Precinct 2 | 1,014 | 0 |
| Oliver Township, Precinct 1 | 155 | 0 |
| Orange Township, Precinct 1 | 607 | 0 |
| Rapid River Township, Precinct 1 | 532 | 0 |
| Springfield Township, Precinct 1 | 610 | 0 |
| Kalkaska County - Total | 7,352 | 0 |
| **Cumulative** | | |
| Cumulative | 0 | 0 |
| Cumulative - Total | 0 | 0 |
| County - Total | 7,352 | 0 |

| Precinct | Jack Bergman (REP) | | Matthew W. Morgan (DEM) | |
|---|---|---|---|---|
| **County** | | | | |
| **Kalkaska County** | | | | |
| Bear Lake Township, Precinct 1 | 271 | 63.62% | 154 | 36.15% |
| Blue Lake Township, Precinct 1 | 149 | 54.78% | 123 | 45.22% |
| Boardman Township, Precinct 1 | 487 | 70.89% | 196 | 28.53% |
| Clearwater Township, Precinct 1 | 777 | 59.68% | 520 | 39.94% |
| Coldsprings Township, Precinct 1 | 505 | 66.27% | 256 | 33.60% |
| Excelsior Township, Precinct 1 | 313 | 70.34% | 131 | 29.44% |
| Garfield Township, Precinct 1 | 293 | 66.14% | 147 | 33.18% |
| Kalkaska Township, Precinct 1 | 0 | | 0 | |
| Kalkaska Township, Precinct 2 | 614 | 62.97% | 359 | 36.82% |
| Oliver Township, Precinct 1 | 104 | 67.97% | 46 | 30.07% |
| Orange Township, Precinct 1 | 419 | 72.49% | 154 | 26.64% |
| Rapid River Township, Precinct 1 | 329 | 63.76% | 186 | 36.05% |
| Springfield Township, Precinct 1 | 377 | 63.47% | 214 | 36.03% |
| Kalkaska County - Total | 4,638 | 64.84% | 2,486 | 34.75% |
| **Cumulative** | | | | |
| Cumulative | 0 | | 0 | |
| Cumulative - Total | 0 | | 0 | |
| County - Total | 4,638 | 64.84% | 2,486 | 34.75% |

| Precinct | Write-in | | Total Votes |
|---|---|---|---|
| **County** | | | |
| **Kalkaska County** | | | |
| Bear Lake Township, Precinct 1 | 1 | 0.23% | 426 |
| Blue Lake Township, Precinct 1 | 0 | 0.00% | 272 |
| Boardman Township, Precinct 1 | 4 | 0.58% | 687 |
| Clearwater Township, Precinct 1 | 5 | 0.38% | 1,302 |
| Coldsprings Township, Precinct 1 | 1 | 0.13% | 762 |
| Excelsior Township, Precinct 1 | 1 | 0.22% | 445 |
| Garfield Township, Precinct 1 | 3 | 0.68% | 443 |
| Kalkaska Township, Precinct 1 | 0 | | 0 |
| Kalkaska Township, Precinct 2 | 2 | 0.21% | 975 |
| Oliver Township, Precinct 1 | 3 | 1.96% | 153 |
| Orange Township, Precinct 1 | 5 | 0.87% | 578 |
| Rapid River Township, Precinct 1 | 1 | 0.19% | 516 |
| Springfield Township, Precinct 1 | 3 | 0.51% | 594 |
| Kalkaska County - Total | 29 | 0.41% | 7,153 |
| **Cumulative** | | | |
| Cumulative | 0 | | 0 |
| Cumulative - Total | 0 | | 0 |
| County - Total | 29 | 0.41% | 7,153 |

# State Senator 35th District (Vote for 1)

| Precinct | Times Cast | Registered Voters |
|---|---|---|
| **County** | | |
| **Kalkaska County** | | |
| Bear Lake Township, Precinct 1 | 435 | 0 |
| Blue Lake Township, Precinct 1 | 275 | 0 |
| Boardman Township, Precinct 1 | 703 | 0 |
| Clearwater Township, Precinct 1 | 1,328 | 0 |
| Coldsprings Township, Precinct 1 | 777 | 0 |
| Excelsior Township, Precinct 1 | 456 | 0 |
| Garfield Township, Precinct 1 | 460 | 0 |
| Kalkaska Township, Precinct 1 | 0 | 0 |
| Kalkaska Township, Precinct 2 | 1,014 | 0 |
| Oliver Township, Precinct 1 | 155 | 0 |
| Orange Township, Precinct 1 | 607 | 0 |
| Rapid River Township, Precinct 1 | 532 | 0 |
| Springfield Township, Precinct 1 | 610 | 0 |
| Kalkaska County - Total | 7,352 | 0 |
| **Cumulative** | | |
| Cumulative | 0 | 0 |
| Cumulative - Total | 0 | 0 |
| County - Total | 7,352 | 0 |

| Precinct | Curt VanderWall (REP) | | Mike Taillard (DEM) | |
|---|---|---|---|---|
| **County** | | | | |
| **Kalkaska County** | | | | |
| Bear Lake Township, Precinct 1 | 261 | 62.29% | 143 | 34.13% |
| Blue Lake Township, Precinct 1 | 154 | 57.25% | 112 | 41.64% |
| Boardman Township, Precinct 1 | 467 | 69.39% | 177 | 26.30% |
| Clearwater Township, Precinct 1 | 768 | 60.42% | 449 | 35.33% |
| Coldsprings Township, Precinct 1 | 489 | 65.81% | 234 | 31.49% |
| Excelsior Township, Precinct 1 | 300 | 69.93% | 111 | 25.87% |
| Garfield Township, Precinct 1 | 292 | 67.13% | 120 | 27.59% |
| Kalkaska Township, Precinct 1 | 0 | | 0 | |
| Kalkaska Township, Precinct 2 | 621 | 65.23% | 298 | 31.30% |
| Oliver Township, Precinct 1 | 99 | 65.56% | 44 | 29.14% |
| Orange Township, Precinct 1 | 419 | 73.90% | 129 | 22.75% |
| Rapid River Township, Precinct 1 | 338 | 66.27% | 156 | 30.59% |
| Springfield Township, Precinct 1 | 367 | 63.49% | 183 | 31.66% |
| Kalkaska County - Total | 4,575 | 65.39% | 2,156 | 30.81% |
| **Cumulative** | | | | |
| Cumulative | 0 | | 0 | |
| Cumulative - Total | 0 | | 0 | |
| County - Total | 4,575 | 65.39% | 2,156 | 30.81% |

| Precinct | Timothy Coon (LIB) | | Write-in | | Total Votes |
|---|---|---|---|---|---|
| **County** | | | | | |
| **Kalkaska County** | | | | | |
| Bear Lake Township, Precinct 1 | 14 | 3.34% | 1 | 0.24% | 419 |
| Blue Lake Township, Precinct 1 | 3 | 1.12% | 0 | 0.00% | 269 |
| Boardman Township, Precinct 1 | 25 | 3.71% | 4 | 0.59% | 673 |
| Clearwater Township, Precinct 1 | 52 | 4.09% | 2 | 0.16% | 1,271 |
| Coldsprings Township, Precinct 1 | 17 | 2.29% | 3 | 0.40% | 743 |
| Excelsior Township, Precinct 1 | 18 | 4.20% | 0 | 0.00% | 429 |
| Garfield Township, Precinct 1 | 20 | 4.60% | 3 | 0.69% | 435 |
| Kalkaska Township, Precinct 1 | 0 | | 0 | | 0 |
| Kalkaska Township, Precinct 2 | 32 | 3.36% | 1 | 0.11% | 952 |
| Oliver Township, Precinct 1 | 7 | 4.64% | 1 | 0.66% | 151 |
| Orange Township, Precinct 1 | 15 | 2.65% | 4 | 0.71% | 567 |
| Rapid River Township, Precinct 1 | 15 | 2.94% | 1 | 0.20% | 510 |
| Springfield Township, Precinct 1 | 24 | 4.15% | 4 | 0.69% | 578 |
| Kalkaska County - Total | 242 | 3.46% | 24 | 0.34% | 6,997 |
| **Cumulative** | | | | | |
| Cumulative | 0 | | 0 | | 0 |
| Cumulative - Total | 0 | | 0 | | 0 |
| County - Total | 242 | 3.46% | 24 | 0.34% | 6,997 |

# State Representative 103rd District (Vote for 1)

| Precinct | Times Cast | Registered Voters |
|---|---|---|
| **County** | | |
| **Kalkaska County** | | |
| Bear Lake Township, Precinct 1 | 435 | 0 |
| Blue Lake Township, Precinct 1 | 275 | 0 |
| Boardman Township, Precinct 1 | 703 | 0 |
| Clearwater Township, Precinct 1 | 1,328 | 0 |
| Coldsprings Township, Precinct 1 | 777 | 0 |
| Excelsior Township, Precinct 1 | 456 | 0 |
| Garfield Township, Precinct 1 | 460 | 0 |
| Kalkaska Township, Precinct 1 | 0 | 0 |
| Kalkaska Township, Precinct 2 | 1,014 | 0 |
| Oliver Township, Precinct 1 | 155 | 0 |
| Orange Township, Precinct 1 | 607 | 0 |
| Rapid River Township, Precinct 1 | 532 | 0 |
| Springfield Township, Precinct 1 | 610 | 0 |
| Kalkaska County - Total | 7,352 | 0 |
| **Cumulative** | | |
| Cumulative | 0 | 0 |
| Cumulative - Total | 0 | 0 |
| County - Total | 7,352 | 0 |

| Precinct | Daire Rendon (REP) | | Tim Schaiberger (DEM) | |
|---|---|---|---|---|
| **County** | | | | |
| **Kalkaska County** | | | | |
| Bear Lake Township, Precinct 1 | 258 | 62.93% | 150 | 36.59% |
| Blue Lake Township, Precinct 1 | 153 | 57.52% | 113 | 42.48% |
| Boardman Township, Precinct 1 | 449 | 69.29% | 195 | 30.09% |
| Clearwater Township, Precinct 1 | 757 | 61.90% | 457 | 37.37% |
| Coldsprings Township, Precinct 1 | 487 | 67.17% | 230 | 31.72% |
| Excelsior Township, Precinct 1 | 298 | 70.45% | 124 | 29.31% |
| Garfield Township, Precinct 1 | 293 | 68.94% | 128 | 30.12% |
| Kalkaska Township, Precinct 1 | 0 | | 0 | |
| Kalkaska Township, Precinct 2 | 608 | 65.45% | 317 | 34.12% |
| Oliver Township, Precinct 1 | 95 | 66.90% | 44 | 30.99% |
| Orange Township, Precinct 1 | 399 | 72.94% | 142 | 25.96% |
| Rapid River Township, Precinct 1 | 321 | 64.72% | 173 | 34.88% |
| Springfield Township, Precinct 1 | 359 | 63.99% | 195 | 34.76% |
| Kalkaska County - Total | 4,477 | 65.89% | 2,268 | 33.38% |
| **Cumulative** | | | | |
| Cumulative | 0 | | 0 | |
| Cumulative - Total | 0 | | 0 | |
| County - Total | 4,477 | 65.89% | 2,268 | 33.38% |

| Precinct | Write-in | | Total Votes |
|---|---|---|---|
| **County** | | | |
| **Kalkaska County** | | | |
| Bear Lake Township, Precinct 1 | 2 | 0.49% | 410 |
| Blue Lake Township, Precinct 1 | 0 | 0.00% | 266 |
| Boardman Township, Precinct 1 | 4 | 0.62% | 648 |
| Clearwater Township, Precinct 1 | 9 | 0.74% | 1,223 |
| Coldsprings Township, Precinct 1 | 8 | 1.10% | 725 |
| Excelsior Township, Precinct 1 | 1 | 0.24% | 423 |
| Garfield Township, Precinct 1 | 4 | 0.94% | 425 |
| Kalkaska Township, Precinct 1 | 0 | | 0 |
| Kalkaska Township, Precinct 2 | 4 | 0.43% | 929 |
| Oliver Township, Precinct 1 | 3 | 2.11% | 142 |
| Orange Township, Precinct 1 | 6 | 1.10% | 547 |
| Rapid River Township, Precinct 1 | 2 | 0.40% | 496 |
| Springfield Township, Precinct 1 | 7 | 1.25% | 561 |
| Kalkaska County - Total | 50 | 0.74% | 6,795 |
| **Cumulative** | | | |
| Cumulative | 0 | | 0 |
| Cumulative - Total | 0 | | 0 |
| County - Total | 50 | 0.74% | 6,795 |

# Member of the State Board of Education (Vote for 2)

| Precinct | Times Cast | Registered Voters |
|---|---|---|
| **County** | | |
| **Kalkaska County** | | |
| Bear Lake Township, Precinct 1 | 435 | 0 |
| Blue Lake Township, Precinct 1 | 275 | 0 |
| Boardman Township, Precinct 1 | 703 | 0 |
| Clearwater Township, Precinct 1 | 1,328 | 0 |
| Coldsprings Township, Precinct 1 | 777 | 0 |
| Excelsior Township, Precinct 1 | 456 | 0 |
| Garfield Township, Precinct 1 | 460 | 0 |
| Kalkaska Township, Precinct 1 | 0 | 0 |
| Kalkaska Township, Precinct 2 | 1,014 | 0 |
| Oliver Township, Precinct 1 | 155 | 0 |
| Orange Township, Precinct 1 | 607 | 0 |
| Rapid River Township, Precinct 1 | 532 | 0 |
| Springfield Township, Precinct 1 | 610 | 0 |
| Kalkaska County - Total | 7,352 | 0 |
| **Cumulative** | | |
| Cumulative | 0 | 0 |
| Cumulative - Total | 0 | 0 |
| County - Total | 7,352 | 0 |

| Precinct | Tami Carlone (REP) | | Richard Zeile (REP) | |
|---|---|---|---|---|
| **County** | | | | |
| **Kalkaska County** | | | | |
| Bear Lake Township, Precinct 1 | 213 | 30.34% | 187 | 26.64% |
| Blue Lake Township, Precinct 1 | 133 | 28.18% | 115 | 24.36% |
| Boardman Township, Precinct 1 | 384 | 33.33% | 333 | 28.91% |
| Clearwater Township, Precinct 1 | 608 | 28.17% | 553 | 25.63% |
| Coldsprings Township, Precinct 1 | 417 | 32.20% | 362 | 27.95% |
| Excelsior Township, Precinct 1 | 229 | 32.67% | 199 | 28.39% |
| Garfield Township, Precinct 1 | 230 | 31.21% | 203 | 27.54% |
| Kalkaska Township, Precinct 1 | 0 | | 0 | |
| Kalkaska Township, Precinct 2 | 481 | 30.72% | 425 | 27.14% |
| Oliver Township, Precinct 1 | 72 | 29.39% | 69 | 28.16% |
| Orange Township, Precinct 1 | 322 | 35.58% | 274 | 30.28% |
| Rapid River Township, Precinct 1 | 264 | 31.50% | 228 | 27.21% |
| Springfield Township, Precinct 1 | 282 | 29.44% | 253 | 26.41% |
| Kalkaska County - Total | 3,635 | 30.99% | 3,201 | 27.29% |
| **Cumulative** | | | | |
| Cumulative | 0 | | 0 | |
| Cumulative - Total | 0 | | 0 | |
| County - Total | 3,635 | 30.99% | 3,201 | 27.29% |

| Precinct | Judith P. Pritchett (DEM) | | Tiffany Tilley (DEM) | | Scotty Boman (LIB) | | John J. Tatar (LIB) | | Karen Adams (UST) | | Douglas Levesque (UST) | | Sherry A. Wells (GRN) | |
|---|---|---|---|---|---|---|---|---|---|---|---|---|---|---|
| **County** | | | | | | | | | | | | | | |
| **Kalkaska County** | | | | | | | | | | | | | | |
| Bear Lake Township, Precinct 1 | 117 | 16.67% | 125 | 17.81% | 12 | 1.71% | 7 | 1.00% | 3 | 0.43% | 4 | 0.57% | 8 | 1.14% |
| Blue Lake Township, Precinct 1 | 111 | 23.52% | 100 | 21.19% | 1 | 0.21% | 2 | 0.42% | 3 | 0.64% | 1 | 0.21% | 1 | 0.21% |
| Boardman Township, Precinct 1 | 155 | 13.45% | 142 | 12.33% | 30 | 2.60% | 24 | 2.08% | 17 | 1.48% | 9 | 0.78% | 9 | 0.78% |
| Clearwater Township, Precinct 1 | 366 | 16.96% | 359 | 16.64% | 62 | 2.87% | 34 | 1.58% | 24 | 1.11% | 13 | 0.60% | 28 | 1.30% |
| Coldsprings Township, Precinct 1 | 204 | 15.75% | 186 | 14.36% | 31 | 2.39% | 13 | 1.00% | 15 | 1.16% | 6 | 0.46% | 9 | 0.69% |
| Excelsior Township, Precinct 1 | 88 | 12.55% | 87 | 12.41% | 16 | 2.28% | 9 | 1.28% | 9 | 1.28% | 3 | 0.43% | 19 | 2.71% |
| Garfield Township, Precinct 1 | 109 | 14.79% | 102 | 13.84% | 14 | 1.90% | 9 | 1.22% | 12 | 1.63% | 5 | 0.68% | 8 | 1.09% |
| Kalkaska Township, Precinct 1 | 0 | | 0 | | 0 | | 0 | | 0 | | 0 | | 0 | |
| Kalkaska Township, Precinct 2 | 239 | 15.26% | 228 | 14.56% | 35 | 2.23% | 17 | 1.09% | 22 | 1.40% | 9 | 0.57% | 19 | 1.21% |
| Oliver Township, Precinct 1 | 35 | 14.29% | 30 | 12.24% | 4 | 1.63% | 3 | 1.22% | 8 | 3.27% | 6 | 2.45% | 2 | 0.82% |
| Orange Township, Precinct 1 | 105 | 11.60% | 97 | 10.72% | 14 | 1.55% | 7 | 0.77% | 10 | 1.10% | 11 | 1.22% | 6 | 0.66% |
| Rapid River Township, Precinct 1 | 121 | 14.44% | 119 | 14.20% | 21 | 2.51% | 11 | 1.31% | 18 | 2.15% | 5 | 0.60% | 10 | 1.19% |
| Springfield Township, Precinct 1 | 158 | 16.49% | 150 | 15.66% | 21 | 2.19% | 13 | 1.36% | 16 | 1.67% | 10 | 1.04% | 5 | 0.52% |
| Kalkaska County - Total | 1,808 | 15.41% | 1,725 | 14.71% | 261 | 2.23% | 149 | 1.27% | 157 | 1.34% | 82 | 0.70% | 124 | 1.06% |
| **Cumulative** | | | | | | | | | | | | | | |
| Cumulative | 0 | | 0 | | 0 | | 0 | | 0 | | 0 | | 0 | |
| Cumulative - Total | 0 | | 0 | | 0 | | 0 | | 0 | | 0 | | 0 | |
| County - Total | 1,808 | 15.41% | 1,725 | 14.71% | 261 | 2.23% | 149 | 1.27% | 157 | 1.34% | 82 | 0.70% | 124 | 1.06% |

| Precinct | Mary Anne Hering (WC) | | Logan R. Smith (WC) | | Write-in | | Total Votes |
|---|---|---|---|---|---|---|---|
| **County** | | | | | | | |
| **Kalkaska County** | | | | | | | |
| Bear Lake Township, Precinct 1 | 13 | 1.85% | 13 | 1.85% | 0 | 0.00% | 702 |
| Blue Lake Township, Precinct 1 | 4 | 0.85% | 1 | 0.21% | 0 | 0.00% | 472 |
| Boardman Township, Precinct 1 | 21 | 1.82% | 25 | 2.17% | 3 | 0.26% | 1,152 |
| Clearwater Township, Precinct 1 | 52 | 2.41% | 53 | 2.46% | 6 | 0.28% | 2,158 |
| Coldsprings Township, Precinct 1 | 25 | 1.93% | 23 | 1.78% | 4 | 0.31% | 1,295 |
| Excelsior Township, Precinct 1 | 22 | 3.14% | 19 | 2.71% | 1 | 0.14% | 701 |
| Garfield Township, Precinct 1 | 21 | 2.85% | 17 | 2.31% | 7 | 0.95% | 737 |
| Kalkaska Township, Precinct 1 | 0 | | 0 | | 0 | | 0 |
| Kalkaska Township, Precinct 2 | 50 | 3.19% | 36 | 2.30% | 5 | 0.32% | 1,566 |
| Oliver Township, Precinct 1 | 7 | 2.86% | 7 | 2.86% | 2 | 0.82% | 245 |
| Orange Township, Precinct 1 | 32 | 3.54% | 24 | 2.65% | 3 | 0.33% | 905 |
| Rapid River Township, Precinct 1 | 16 | 1.91% | 24 | 2.86% | 1 | 0.12% | 838 |
| Springfield Township, Precinct 1 | 24 | 2.51% | 19 | 1.98% | 7 | 0.73% | 958 |
| Kalkaska County - Total | 287 | 2.45% | 261 | 2.23% | 39 | 0.33% | 11,729 |
| **Cumulative** | | | | | | | |
| Cumulative | 0 | | 0 | | 0 | | 0 |
| Cumulative - Total | 0 | | 0 | | 0 | | 0 |
| County - Total | 287 | 2.45% | 261 | 2.23% | 39 | 0.33% | 11,729 |

# Regent of the University of Michigan (Vote for 2)

| Precinct | Times Cast | Registered Voters | Andrea Fischer Newman (REP) | | Andrew Richner (REP) | |
|---|---|---|---|---|---|---|
| **County** | | | | | | |
| **Kalkaska County** | | | | | | |
| Bear Lake Township, Precinct 1 | 435 | 0 | 206 | 30.56% | 195 | 28.93% |
| Blue Lake Township, Precinct 1 | 275 | 0 | 123 | 27.77% | 119 | 26.86% |
| Boardman Township, Precinct 1 | 703 | 0 | 384 | 34.41% | 338 | 30.29% |
| Clearwater Township, Precinct 1 | 1,328 | 0 | 604 | 29.11% | 556 | 26.80% |
| Coldsprings Township, Precinct 1 | 777 | 0 | 403 | 32.21% | 385 | 30.78% |
| Excelsior Township, Precinct 1 | 456 | 0 | 231 | 34.12% | 200 | 29.54% |
| Garfield Township, Precinct 1 | 460 | 0 | 232 | 32.81% | 204 | 28.85% |
| Kalkaska Township, Precinct 1 | 0 | 0 | 0 | | 0 | |
| Kalkaska Township, Precinct 2 | 1,014 | 0 | 480 | 31.64% | 444 | 29.27% |
| Oliver Township, Precinct 1 | 155 | 0 | 80 | 33.33% | 74 | 30.83% |
| Orange Township, Precinct 1 | 607 | 0 | 307 | 36.12% | 277 | 32.59% |
| Rapid River Township, Precinct 1 | 532 | 0 | 265 | 32.80% | 237 | 29.33% |
| Springfield Township, Precinct 1 | 610 | 0 | 276 | 30.07% | 246 | 26.80% |
| Kalkaska County - Total | 7,352 | 0 | 3,591 | 31.85% | 3,275 | 29.04% |
| **Cumulative** | | | | | | |
| Cumulative | 0 | 0 | 0 | | 0 | |
| Cumulative - Total | 0 | 0 | 0 | | 0 | |
| County - Total | 7,352 | 0 | 3,591 | 31.85% | 3,275 | 29.04% |

| Precinct | Jordan Acker (DEM) | | Paul Brown (DEM) | | James Lewis Hudler (LIB) | | John Jascob (LIB) | | Joe Sanger (UST) | | Crystal Van Sickle (UST) | | Kevin A. Graves (GRN) | |
|---|---|---|---|---|---|---|---|---|---|---|---|---|---|---|
| **County** | | | | | | | | | | | | | | |
| **Kalkaska County** | | | | | | | | | | | | | | |
| Bear Lake Township, Precinct 1 | 122 | 18.10% | 106 | 15.73% | 10 | 1.48% | 6 | 0.89% | 8 | 1.19% | 13 | 1.93% | 4 | 0.59% |
| Blue Lake Township, Precinct 1 | 95 | 21.44% | 93 | 20.99% | 2 | 0.45% | 1 | 0.23% | 1 | 0.23% | 4 | 0.90% | 2 | 0.45% |
| Boardman Township, Precinct 1 | 153 | 13.71% | 142 | 12.72% | 22 | 1.97% | 17 | 1.52% | 13 | 1.16% | 18 | 1.61% | 15 | 1.34% |
| Clearwater Township, Precinct 1 | 375 | 18.07% | 334 | 16.10% | 43 | 2.07% | 36 | 1.73% | 23 | 1.11% | 35 | 1.69% | 32 | 1.54% |
| Coldsprings Township, Precinct 1 | 191 | 15.27% | 186 | 14.87% | 15 | 1.20% | 20 | 1.60% | 13 | 1.04% | 19 | 1.52% | 8 | 0.64% |
| Excelsior Township, Precinct 1 | 88 | 13.00% | 87 | 12.85% | 10 | 1.48% | 13 | 1.92% | 16 | 2.36% | 12 | 1.77% | 13 | 1.92% |
| Garfield Township, Precinct 1 | 109 | 15.42% | 92 | 13.01% | 7 | 0.99% | 8 | 1.13% | 10 | 1.41% | 15 | 2.12% | 10 | 1.41% |
| Kalkaska Township, Precinct 1 | 0 | | 0 | | 0 | | 0 | | 0 | | 0 | | 0 | |
| Kalkaska Township, Precinct 2 | 250 | 16.48% | 216 | 14.24% | 17 | 1.12% | 21 | 1.38% | 18 | 1.19% | 32 | 2.11% | 21 | 1.38% |
| Oliver Township, Precinct 1 | 28 | 11.67% | 32 | 13.33% | 4 | 1.67% | 5 | 2.08% | 8 | 3.33% | 4 | 1.67% | 2 | 0.83% |
| Orange Township, Precinct 1 | 103 | 12.12% | 105 | 12.35% | 5 | 0.59% | 6 | 0.71% | 10 | 1.18% | 14 | 1.65% | 8 | 0.94% |
| Rapid River Township, Precinct 1 | 115 | 14.23% | 116 | 14.36% | 9 | 1.11% | 12 | 1.49% | 15 | 1.86% | 18 | 2.23% | 14 | 1.73% |
| Springfield Township, Precinct 1 | 158 | 17.21% | 143 | 15.58% | 20 | 2.18% | 13 | 1.42% | 17 | 1.85% | 23 | 2.51% | 6 | 0.65% |
| Kalkaska County - Total | 1,787 | 15.85% | 1,652 | 14.65% | 164 | 1.45% | 158 | 1.40% | 152 | 1.35% | 207 | 1.84% | 135 | 1.20% |
| **Cumulative** | | | | | | | | | | | | | | |
| Cumulative | 0 | | 0 | | 0 | | 0 | | 0 | | 0 | | 0 | |
| Cumulative - Total | 0 | | 0 | | 0 | | 0 | | 0 | | 0 | | 0 | |
| County - Total | 1,787 | 15.85% | 1,652 | 14.65% | 164 | 1.45% | 158 | 1.40% | 152 | 1.35% | 207 | 1.84% | 135 | 1.20% |

| Precinct | Marge Katchmark Sallows (NL) | | Write-in | | Total Votes |
|---|---|---|---|---|---|
| **County** | | | | | |
| **Kalkaska County** | | | | | |
| Bear Lake Township, Precinct 1 | 3 | 0.45% | 1 | 0.15% | 674 |
| Blue Lake Township, Precinct 1 | 3 | 0.68% | 0 | 0.00% | 443 |
| Boardman Township, Precinct 1 | 10 | 0.90% | 4 | 0.36% | 1,116 |
| Clearwater Township, Precinct 1 | 29 | 1.40% | 8 | 0.39% | 2,075 |
| Coldsprings Township, Precinct 1 | 6 | 0.48% | 5 | 0.40% | 1,251 |
| Excelsior Township, Precinct 1 | 6 | 0.89% | 1 | 0.15% | 677 |
| Garfield Township, Precinct 1 | 11 | 1.56% | 9 | 1.27% | 707 |
| Kalkaska Township, Precinct 1 | 0 | | 0 | | 0 |
| Kalkaska Township, Precinct 2 | 12 | 0.79% | 6 | 0.40% | 1,517 |
| Oliver Township, Precinct 1 | 2 | 0.83% | 1 | 0.42% | 240 |
| Orange Township, Precinct 1 | 10 | 1.18% | 5 | 0.59% | 850 |
| Rapid River Township, Precinct 1 | 6 | 0.74% | 1 | 0.12% | 808 |
| Springfield Township, Precinct 1 | 8 | 0.87% | 8 | 0.87% | 918 |
| Kalkaska County - Total | 106 | 0.94% | 49 | 0.43% | 11,276 |
| **Cumulative** | | | | | |
| Cumulative | 0 | | 0 | | 0 |
| Cumulative - Total | 0 | | 0 | | 0 |
| County - Total | 106 | 0.94% | 49 | 0.43% | 11,276 |

# Trustee of Michigan State University (Vote for 2)

| Precinct | Times Cast | Registered Voters | Dave Dutch (REP) | | Mike Miller (REP) | |
|---|---|---|---|---|---|---|
| **County** | | | | | | |
| **Kalkaska County** | | | | | | |
| Bear Lake Township, Precinct 1 | 435 | 0 | 200 | 29.76% | 199 | 29.61% |
| Blue Lake Township, Precinct 1 | 275 | 0 | 124 | 27.56% | 123 | 27.33% |
| Boardman Township, Precinct 1 | 703 | 0 | 360 | 32.32% | 350 | 31.42% |
| Clearwater Township, Precinct 1 | 1,328 | 0 | 572 | 27.74% | 582 | 28.23% |
| Coldsprings Township, Precinct 1 | 777 | 0 | 402 | 32.19% | 383 | 30.66% |
| Excelsior Township, Precinct 1 | 456 | 0 | 216 | 31.91% | 211 | 31.17% |
| Garfield Township, Precinct 1 | 460 | 0 | 214 | 30.79% | 213 | 30.65% |
| Kalkaska Township, Precinct 1 | 0 | 0 | 0 | | 0 | |
| Kalkaska Township, Precinct 2 | 1,014 | 0 | 460 | 30.44% | 470 | 31.11% |
| Oliver Township, Precinct 1 | 155 | 0 | 72 | 30.38% | 65 | 27.43% |
| Orange Township, Precinct 1 | 607 | 0 | 285 | 33.77% | 297 | 35.19% |
| Rapid River Township, Precinct 1 | 532 | 0 | 247 | 31.11% | 244 | 30.73% |
| Springfield Township, Precinct 1 | 610 | 0 | 267 | 29.02% | 255 | 27.72% |
| Kalkaska County - Total | 7,352 | 0 | 3,419 | 30.46% | 3,392 | 30.22% |
| **Cumulative** | | | | | | |
| Cumulative | 0 | 0 | 0 | | 0 | |
| Cumulative - Total | 0 | 0 | 0 | | 0 | |
| County - Total | 7,352 | 0 | 3,419 | 30.46% | 3,392 | 30.22% |

| Precinct | Brianna T. Scott (DEM) | | Kelly Charron Tebay (DEM) | | Bruce Campbell (LIB) | | Tim Orzechowski (LIB) | | Janet M. Sanger (UST) | | John Paul Sanger (UST) | | Aaron Mariasy (GRN) | |
|---|---|---|---|---|---|---|---|---|---|---|---|---|---|---|
| **County** | | | | | | | | | | | | | | |
| **Kalkaska County** | | | | | | | | | | | | | | |
| Bear Lake Township, Precinct 1 | 116 | 17.26% | 111 | 16.52% | 12 | 1.79% | 7 | 1.04% | 10 | 1.49% | 7 | 1.04% | 4 | 0.60% |
| Blue Lake Township, Precinct 1 | 103 | 22.89% | 89 | 19.78% | 2 | 0.44% | 2 | 0.44% | 4 | 0.89% | 2 | 0.44% | 0 | 0.00% |
| Boardman Township, Precinct 1 | 161 | 14.45% | 143 | 12.84% | 29 | 2.60% | 16 | 1.44% | 20 | 1.80% | 11 | 0.99% | 10 | 0.90% |
| Clearwater Township, Precinct 1 | 377 | 18.28% | 332 | 16.10% | 56 | 2.72% | 34 | 1.65% | 27 | 1.31% | 20 | 0.97% | 23 | 1.12% |
| Coldsprings Township, Precinct 1 | 204 | 16.33% | 182 | 14.57% | 23 | 1.84% | 11 | 0.88% | 13 | 1.04% | 9 | 0.72% | 5 | 0.40% |
| Excelsior Township, Precinct 1 | 90 | 13.29% | 80 | 11.82% | 18 | 2.66% | 16 | 2.36% | 14 | 2.07% | 11 | 1.62% | 10 | 1.48% |
| Garfield Township, Precinct 1 | 112 | 16.12% | 91 | 13.09% | 11 | 1.58% | 5 | 0.72% | 14 | 2.01% | 9 | 1.29% | 9 | 1.29% |
| Kalkaska Township, Precinct 1 | 0 | | 0 | | 0 | | 0 | | 0 | | 0 | | 0 | |
| Kalkaska Township, Precinct 2 | 244 | 16.15% | 212 | 14.03% | 32 | 2.12% | 15 | 0.99% | 28 | 1.85% | 18 | 1.19% | 14 | 0.93% |
| Oliver Township, Precinct 1 | 34 | 14.35% | 31 | 13.08% | 7 | 2.95% | 2 | 0.84% | 6 | 2.53% | 10 | 4.22% | 3 | 1.27% |
| Orange Township, Precinct 1 | 113 | 13.39% | 91 | 10.78% | 7 | 0.83% | 5 | 0.59% | 14 | 1.66% | 8 | 0.95% | 8 | 0.95% |
| Rapid River Township, Precinct 1 | 118 | 14.86% | 107 | 13.48% | 14 | 1.76% | 7 | 0.88% | 24 | 3.02% | 13 | 1.64% | 10 | 1.26% |
| Springfield Township, Precinct 1 | 158 | 17.17% | 144 | 15.65% | 23 | 2.50% | 16 | 1.74% | 19 | 2.07% | 16 | 1.74% | 6 | 0.65% |
| Kalkaska County - Total | 1,830 | 16.30% | 1,613 | 14.37% | 234 | 2.08% | 136 | 1.21% | 193 | 1.72% | 134 | 1.19% | 102 | 0.91% |
| **Cumulative** | | | | | | | | | | | | | | |
| Cumulative | 0 | | 0 | | 0 | | 0 | | 0 | | 0 | | 0 | |
| Cumulative - Total | 0 | | 0 | | 0 | | 0 | | 0 | | 0 | | 0 | |
| County - Total | 1,830 | 16.30% | 1,613 | 14.37% | 234 | 2.08% | 136 | 1.21% | 193 | 1.72% | 134 | 1.19% | 102 | 0.91% |

| Precinct | Bridgette R. Abraham-Guzman (NL) | | Write-in | | Total Votes |
|---|---|---|---|---|---|
| **County** | | | | | |
| **Kalkaska County** | | | | | |
| Bear Lake Township, Precinct 1 | 4 | 0.60% | 2 | 0.30% | 672 |
| Blue Lake Township, Precinct 1 | 1 | 0.22% | 0 | 0.00% | 450 |
| Boardman Township, Precinct 1 | 9 | 0.81% | 5 | 0.45% | 1,114 |
| Clearwater Township, Precinct 1 | 32 | 1.55% | 7 | 0.34% | 2,062 |
| Coldsprings Township, Precinct 1 | 10 | 0.80% | 7 | 0.56% | 1,249 |
| Excelsior Township, Precinct 1 | 9 | 1.33% | 2 | 0.30% | 677 |
| Garfield Township, Precinct 1 | 8 | 1.15% | 9 | 1.29% | 695 |
| Kalkaska Township, Precinct 1 | 0 | | 0 | | 0 |
| Kalkaska Township, Precinct 2 | 12 | 0.79% | 6 | 0.40% | 1,511 |
| Oliver Township, Precinct 1 | 6 | 2.53% | 1 | 0.42% | 237 |
| Orange Township, Precinct 1 | 10 | 1.18% | 6 | 0.71% | 844 |
| Rapid River Township, Precinct 1 | 9 | 1.13% | 1 | 0.13% | 794 |
| Springfield Township, Precinct 1 | 9 | 0.98% | 7 | 0.76% | 920 |
| Kalkaska County - Total | 119 | 1.06% | 53 | 0.47% | 11,225 |
| **Cumulative** | | | | | |
| Cumulative | 0 | | 0 | | 0 |
| Cumulative - Total | 0 | | 0 | | 0 |
| County - Total | 119 | 1.06% | 53 | 0.47% | 11,225 |

# Governor of Wayne State University (Vote for 2)

| Precinct | Times Cast | Registered Voters |
|---|---|---|
| **County** | | |
| **Kalkaska County** | | |
| Bear Lake Township, Precinct 1 | 435 | 0 |
| Blue Lake Township, Precinct 1 | 275 | 0 |
| Boardman Township, Precinct 1 | 703 | 0 |
| Clearwater Township, Precinct 1 | 1,328 | 0 |
| Coldsprings Township, Precinct 1 | 777 | 0 |
| Excelsior Township, Precinct 1 | 456 | 0 |
| Garfield Township, Precinct 1 | 460 | 0 |
| Kalkaska Township, Precinct 1 | 0 | 0 |
| Kalkaska Township, Precinct 2 | 1,014 | 0 |
| Oliver Township, Precinct 1 | 155 | 0 |
| Orange Township, Precinct 1 | 607 | 0 |
| Rapid River Township, Precinct 1 | 532 | 0 |
| Springfield Township, Precinct 1 | 610 | 0 |
| Kalkaska County - Total | 7,352 | 0 |
| **Cumulative** | | |
| Cumulative | 0 | 0 |
| Cumulative - Total | 0 | 0 |
| County - Total | 7,352 | 0 |

| Precinct | Diane Dunaskiss (REP) | | David Nicholson (REP) | |
|---|---|---|---|---|
| **County** | | | | |
| **Kalkaska County** | | | | |
| Bear Lake Township, Precinct 1 | 201 | 30.69% | 197 | 30.08% |
| Blue Lake Township, Precinct 1 | 122 | 28.05% | 116 | 26.67% |
| Boardman Township, Precinct 1 | 379 | 34.55% | 350 | 31.91% |
| Clearwater Township, Precinct 1 | 587 | 28.92% | 555 | 27.34% |
| Coldsprings Township, Precinct 1 | 397 | 32.36% | 373 | 30.40% |
| Excelsior Township, Precinct 1 | 227 | 34.14% | 214 | 32.18% |
| Garfield Township, Precinct 1 | 219 | 32.74% | 209 | 31.24% |
| Kalkaska Township, Precinct 1 | 0 | | 0 | |
| Kalkaska Township, Precinct 2 | 472 | 31.98% | 453 | 30.69% |
| Oliver Township, Precinct 1 | 74 | 32.74% | 65 | 28.76% |
| Orange Township, Precinct 1 | 291 | 35.44% | 275 | 33.50% |
| Rapid River Township, Precinct 1 | 261 | 33.25% | 238 | 30.32% |
| Springfield Township, Precinct 1 | 280 | 30.74% | 248 | 27.22% |
| Kalkaska County - Total | 3,510 | 31.92% | 3,293 | 29.94% |
| **Cumulative** | | | | |
| Cumulative | 0 | | 0 | |
| Cumulative - Total | 0 | | 0 | |
| County - Total | 3,510 | 31.92% | 3,293 | 29.94% |

| Precinct | Bryan C. Barnhill (DEM) | | Anil Kumar (DEM) | | Jon Elgas (LIB) | | John T. Hargenrader (LIB) | | Christine C. Schwartz (UST) | | Marc Joseph Sosnowski (UST) | | Write-in | |
|---|---|---|---|---|---|---|---|---|---|---|---|---|---|---|
| **County** | | | | | | | | | | | | | | |
| **Kalkaska County** | | | | | | | | | | | | | | |
| Bear Lake Township, Precinct 1 | 112 | 17.10% | 97 | 14.81% | 11 | 1.68% | 11 | 1.68% | 17 | 2.60% | 8 | 1.22% | 1 | 0.15% |
| Blue Lake Township, Precinct 1 | 96 | 22.07% | 82 | 18.85% | 1 | 0.23% | 2 | 0.46% | 10 | 2.30% | 6 | 1.38% | 0 | 0.00% |
| Boardman Township, Precinct 1 | 148 | 13.49% | 138 | 12.58% | 23 | 2.10% | 16 | 1.46% | 29 | 2.64% | 7 | 0.64% | 7 | 0.64% |
| Clearwater Township, Precinct 1 | 370 | 18.23% | 336 | 16.55% | 52 | 2.56% | 45 | 2.22% | 51 | 2.51% | 22 | 1.08% | 12 | 0.59% |
| Coldsprings Township, Precinct 1 | 193 | 15.73% | 173 | 14.10% | 21 | 1.71% | 18 | 1.47% | 28 | 2.28% | 19 | 1.55% | 5 | 0.41% |
| Excelsior Township, Precinct 1 | 95 | 14.29% | 73 | 10.98% | 18 | 2.71% | 12 | 1.80% | 19 | 2.86% | 5 | 0.75% | 2 | 0.30% |
| Garfield Township, Precinct 1 | 101 | 15.10% | 87 | 13.00% | 10 | 1.49% | 7 | 1.05% | 18 | 2.69% | 11 | 1.64% | 7 | 1.05% |
| Kalkaska Township, Precinct 1 | 0 | | 0 | | 0 | | 0 | | 0 | | 0 | | 0 | |
| Kalkaska Township, Precinct 2 | 246 | 16.67% | 195 | 13.21% | 21 | 1.42% | 19 | 1.29% | 43 | 2.91% | 18 | 1.22% | 9 | 0.61% |
| Oliver Township, Precinct 1 | 34 | 15.04% | 30 | 13.27% | 7 | 3.10% | 4 | 1.77% | 7 | 3.10% | 4 | 1.77% | 1 | 0.44% |
| Orange Township, Precinct 1 | 111 | 13.52% | 88 | 10.72% | 11 | 1.34% | 4 | 0.49% | 21 | 2.56% | 13 | 1.58% | 7 | 0.85% |
| Rapid River Township, Precinct 1 | 122 | 15.54% | 104 | 13.25% | 10 | 1.27% | 12 | 1.53% | 25 | 3.18% | 10 | 1.27% | 3 | 0.38% |
| Springfield Township, Precinct 1 | 149 | 16.36% | 135 | 14.82% | 24 | 2.63% | 17 | 1.87% | 31 | 3.40% | 19 | 2.09% | 8 | 0.88% |
| Kalkaska County - Total | 1,777 | 16.16% | 1,538 | 13.99% | 209 | 1.90% | 167 | 1.52% | 299 | 2.72% | 142 | 1.29% | 62 | 0.56% |
| **Cumulative** | | | | | | | | | | | | | | |
| Cumulative | 0 | | 0 | | 0 | | 0 | | 0 | | 0 | | 0 | |
| Cumulative - Total | 0 | | 0 | | 0 | | 0 | | 0 | | 0 | | 0 | |
| County - Total | 1,777 | 16.16% | 1,538 | 13.99% | 209 | 1.90% | 167 | 1.52% | 299 | 2.72% | 142 | 1.29% | 62 | 0.56% |

| Precinct | Total Votes |
|---|---|
| **County** | |
| **Kalkaska County** | |
| Bear Lake Township, Precinct 1 | 655 |
| Blue Lake Township, Precinct 1 | 435 |
| Boardman Township, Precinct 1 | 1,097 |
| Clearwater Township, Precinct 1 | 2,030 |
| Coldsprings Township, Precinct 1 | 1,227 |
| Excelsior Township, Precinct 1 | 665 |
| Garfield Township, Precinct 1 | 669 |
| Kalkaska Township, Precinct 1 | 0 |
| Kalkaska Township, Precinct 2 | 1,476 |
| Oliver Township, Precinct 1 | 226 |
| Orange Township, Precinct 1 | 821 |
| Rapid River Township, Precinct 1 | 785 |
| Springfield Township, Precinct 1 | 911 |
| Kalkaska County - Total | 10,997 |
| **Cumulative** | |
| Cumulative | 0 |
| Cumulative - Total | 0 |
| County - Total | 10,997 |

# County Commissioner 1st District (Vote for 1)

| Precinct | Times Cast | Registered Voters |
|---|---|---|
| **County** | | |
| **Kalkaska County** | | |
| Clearwater Township, Precinct 1 | 1,328 | 0 |
| Kalkaska County - Total | 1,328 | 0 |
| **Cumulative** | | |
| Cumulative | 0 | 0 |
| Cumulative - Total | 0 | 0 |
| County - Total | 1,328 | 0 |

| Precinct | John West (REP) | | Gerald Grieve (DEM) | |
|---|---|---|---|---|
| **County** | | | | |
| **Kalkaska County** | | | | |
| Clearwater Township, Precinct 1 | 668 | 53.06% | 583 | 46.31% |
| Kalkaska County - Total | 668 | 53.06% | 583 | 46.31% |
| **Cumulative** | | | | |
| Cumulative | 0 | | 0 | |
| Cumulative - Total | 0 | | 0 | |
| County - Total | 668 | 53.06% | 583 | 46.31% |

| Precinct | Write-in | | Total Votes |
|---|---|---|---|
| **County** | | | |
| **Kalkaska County** | | | |
| Clearwater Township, Precinct 1 | 8 | 0.64% | 1,259 |
| Kalkaska County - Total | 8 | 0.64% | 1,259 |
| **Cumulative** | | | |
| Cumulative | 0 | | 0 |
| Cumulative - Total | 0 | | 0 |
| County - Total | 8 | 0.64% | 1,259 |

# County Commissioner 2nd District (Vote for 1)

| Precinct | Times Cast | Registered Voters |
|---|---|---|
| **County** | | |
| **Kalkaska County** | | |
| Coldsprings Township, Precinct 1 | 777 | 0 |
| Rapid River Township, Precinct 1 | 532 | 0 |
| Kalkaska County - Total | 1,309 | 0 |
| **Cumulative** | | |
| Cumulative | 0 | 0 |
| Cumulative - Total | 0 | 0 |
| County - Total | 1,309 | 0 |

| Precinct | Leigh Lewis (REP) | | Fred L. Vonalt (DEM) | |
|---|---|---|---|---|
| **County** | | | | |
| **Kalkaska County** | | | | |
| Coldsprings Township, Precinct 1 | 524 | 71.00% | 210 | 28.46% |
| Rapid River Township, Precinct 1 | 355 | 70.58% | 146 | 29.03% |
| Kalkaska County - Total | 879 | 70.83% | 356 | 28.69% |
| **Cumulative** | | | | |
| Cumulative | 0 | | 0 | |
| Cumulative - Total | 0 | | 0 | |
| County - Total | 879 | 70.83% | 356 | 28.69% |

| Precinct | Write-in | | Total Votes |
|---|---|---|---|
| **County** | | | |
| **Kalkaska County** | | | |
| Coldsprings Township, Precinct 1 | 4 | 0.54% | 738 |
| Rapid River Township, Precinct 1 | 2 | 0.40% | 503 |
| Kalkaska County - Total | 6 | 0.48% | 1,241 |
| **Cumulative** | | | |
| Cumulative | 0 | | 0 |
| Cumulative - Total | 0 | | 0 |
| County - Total | 6 | 0.48% | 1,241 |

# County Commissioner 3rd District (Vote for 1)

| Precinct | Times Cast | Registered Voters |
|---|---|---|
| **County** | | |
| **Kalkaska County** | | |
| Bear Lake Township, Precinct 1 | 435 | 0 |
| Blue Lake Township, Precinct 1 | 275 | 0 |
| Excelsior Township, Precinct 1 | 456 | 0 |
| Oliver Township, Precinct 1 | 155 | 0 |
| Orange Township, Precinct 1 | 139 | 0 |
| Kalkaska County - Total | 1,460 | 0 |
| **Cumulative** | | |
| Cumulative | 0 | 0 |
| Cumulative - Total | 0 | 0 |
| County - Total | 1,460 | 0 |

| Precinct | Kohn Fisher (REP) | | Write-in | | Total Votes |
|---|---|---|---|---|---|
| **County** | | | | | |
| **Kalkaska County** | | | | | |
| Bear Lake Township, Precinct 1 | 291 | 95.72% | 13 | 4.28% | 304 |
| Blue Lake Township, Precinct 1 | 184 | 98.92% | 2 | 1.08% | 186 |
| Excelsior Township, Precinct 1 | 331 | 96.78% | 11 | 3.22% | 342 |
| Oliver Township, Precinct 1 | 110 | 91.67% | 10 | 8.33% | 120 |
| Orange Township, Precinct 1 | 98 | 96.08% | 4 | 3.92% | 102 |
| Kalkaska County - Total | 1,014 | 96.20% | 40 | 3.80% | 1,054 |
| **Cumulative** | | | | | |
| Cumulative | 0 | | 0 | | 0 |
| Cumulative - Total | 0 | | 0 | | 0 |
| County - Total | 1,014 | 96.20% | 40 | 3.80% | 1,054 |

# County Commissioner 4th District (Vote for 1)

| Precinct | Times Cast | Registered Voters |
|---|---|---|
| **County** | | |
| **Kalkaska County** | | |
| Garfield Township, Precinct 1 | 460 | 0 |
| Springfield Township, Precinct 1 | 610 | 0 |
| Kalkaska County - Total | 1,070 | 0 |
| **Cumulative** | | |
| Cumulative | 0 | 0 |
| Cumulative - Total | 0 | 0 |
| County - Total | 1,070 | 0 |

| Precinct | James Sweet (REP) | | Kevin Stein (DEM) | |
|---|---|---|---|---|
| **County** | | | | |
| **Kalkaska County** | | | | |
| Garfield Township, Precinct 1 | 259 | 60.09% | 170 | 39.44% |
| Springfield Township, Precinct 1 | 296 | 51.75% | 273 | 47.73% |
| Kalkaska County - Total | 555 | 55.33% | 443 | 44.17% |
| **Cumulative** | | | | |
| Cumulative | 0 | | 0 | |
| Cumulative - Total | 0 | | 0 | |
| County - Total | 555 | 55.33% | 443 | 44.17% |

| Precinct | Write-in | | Total Votes |
|---|---|---|---|
| **County** | | | |
| **Kalkaska County** | | | |
| Garfield Township, Precinct 1 | 2 | 0.46% | 431 |
| Springfield Township, Precinct 1 | 3 | 0.52% | 572 |
| Kalkaska County - Total | 5 | 0.50% | 1,003 |
| **Cumulative** | | | |
| Cumulative | 0 | | 0 |
| Cumulative - Total | 0 | | 0 |
| County - Total | 5 | 0.50% | 1,003 |

# County Commissioner 5th District (Vote for 1)

| Precinct | Times Cast | Registered Voters |
|---|---|---|
| **County** | | |
| **Kalkaska County** | | |
| Boardman Township, Precinct 1 | 703 | 0 |
| Orange Township, Precinct 1 | 468 | 0 |
| Kalkaska County - Total | 1,171 | 0 |
| **Cumulative** | | |
| Cumulative | 0 | 0 |
| Cumulative - Total | 0 | 0 |
| County - Total | 1,171 | 0 |

| Precinct | Dave Comai (REP) | | Write-In | | Total Votes |
|---|---|---|---|---|---|
| **County** | | | | | |
| **Kalkaska County** | | | | | |
| Boardman Township, Precinct 1 | 538 | 96.42% | 20 | 3.58% | 558 |
| Orange Township, Precinct 1 | 363 | 96.80% | 12 | 3.20% | 375 |
| Kalkaska County - Total | 901 | 96.57% | 32 | 3.43% | 933 |
| **Cumulative** | | | | | |
| Cumulative | 0 | | 0 | | 0 |
| Cumulative - Total | 0 | | 0 | | 0 |
| County - Total | 901 | 96.57% | 32 | 3.43% | 933 |

# County Commissioner 6th District (Vote for 1)

| Precinct | Times Cast | Registered Voters |
|---|---|---|
| **County** | | |
| **Kalkaska County** | | |
| Kalkaska Township, Precinct 1 | 0 | 0 |
| Kalkaska County - Total | 0 | 0 |
| **Cumulative** | | |
| Cumulative | 0 | 0 |
| Cumulative - Total | 0 | 0 |
| County - Total | 0 | 0 |

| Precinct | Craig Crambell (REP) | Marilyn Coville (DEM) |
|---|---|---|
| **County** | | |
| **Kalkaska County** | | |
| Kalkaska Township, Precinct 1 | 0 | 0 |
| Kalkaska County - Total | 0 | 0 |
| **Cumulative** | | |
| Cumulative | 0 | 0 |
| Cumulative - Total | 0 | 0 |
| County - Total | 0 | 0 |

| Precinct | Write-in | Total Votes |
|---|---|---|
| **County** | | |
| **Kalkaska County** | | |
| Kalkaska Township, Precinct 1 | 0 | 0 |
| Kalkaska County - Total | 0 | 0 |
| **Cumulative** | | |
| Cumulative | 0 | 0 |
| Cumulative - Total | 0 | 0 |
| County - Total | 0 | 0 |

# County Commissioner 7th District (Vote for 1)

| Precinct | Times Cast | Registered Voters |
|---|---|---|
| **County** | | |
| **Kalkaska County** | | |
| Kalkaska Township, Precinct 2 | 1,014 | 0 |
| Kalkaska County - Total | 1,014 | 0 |
| **Cumulative** | | |
| Cumulative | 0 | 0 |
| Cumulative - Total | 0 | 0 |
| County - Total | 1,014 | 0 |

| Precinct | Patty J. Cox (REP) | | Write-in | | Total Votes |
|---|---|---|---|---|---|
| **County** | | | | | |
| **Kalkaska County** | | | | | |
| Kalkaska Township, Precinct 2 | 718 | 95.23% | 36 | 4.77% | 754 |
| Kalkaska County - Total | 718 | 95.23% | 36 | 4.77% | 754 |
| **Cumulative** | | | | | |
| Cumulative | 0 | | 0 | | 0 |
| Cumulative - Total | 0 | | 0 | | 0 |
| County - Total | 718 | 95.23% | 36 | 4.77% | 754 |

# Clearwater Township Trustee (Vote for 1)

| Precinct | Times Cast | Registered Voters |
|---|---|---|
| **County** | | |
| **Kalkaska County** | | |
| Clearwater Township, Precinct 1 | 1,328 | 0 |
| Kalkaska County - Total | 1,328 | 0 |
| **Cumulative** | | |
| Cumulative | 0 | 0 |
| Cumulative - Total | 0 | 0 |
| County - Total | 1,328 | 0 |

| Precinct | Gregory Bradley (REP) | | Michael R. Gaylord (DEM) | |
|---|---|---|---|---|
| **County** | | | | |
| **Kalkaska County** | | | | |
| Clearwater Township, Precinct 1 | 641 | 51.49% | 464 | 37.27% |
| Kalkaska County - Total | 641 | 51.49% | 464 | 37.27% |
| **Cumulative** | | | | |
| Cumulative | 0 | | 0 | |
| Cumulative - Total | 0 | | 0 | |
| County - Total | 641 | 51.49% | 464 | 37.27% |

| Precinct | Write-in | | Total Votes |
|---|---|---|---|
| **County** | | | |
| **Kalkaska County** | | | |
| Clearwater Township, Precinct 1 | 140 | 11.24% | 1,245 |
| Kalkaska County - Total | 140 | 11.24% | 1,245 |
| **Cumulative** | | | |
| Cumulative | 0 | | 0 |
| Cumulative - Total | 0 | | 0 |
| County - Total | 140 | 11.24% | 1,245 |

# Coldsprings Township Trustee (Vote for 1)

| Precinct | Times Cast | Registered Voters |
|---|---|---|
| **County** | | |
| **Kalkaska County** | | |
| Coldsprings Township, Precinct 1 | 777 | 0 |
| Kalkaska County - Total | 777 | 0 |
| **Cumulative** | | |
| Cumulative | 0 | 0 |
| Cumulative - Total | 0 | 0 |
| County - Total | 777 | 0 |

| Precinct | Lowell T. Schaller (REP) | | Write-in | | Total Votes |
|---|---|---|---|---|---|
| **County** | | | | | |
| **Kalkaska County** | | | | | |
| Coldsprings Township, Precinct 1 | 597 | 97.87% | 13 | 2.13% | 610 |
| Kalkaska County - Total | 597 | 97.87% | 13 | 2.13% | 610 |
| **Cumulative** | | | | | |
| Cumulative | 0 | | 0 | | 0 |
| Cumulative - Total | 0 | | 0 | | 0 |
| County - Total | 597 | 97.87% | 13 | 2.13% | 610 |

# Justice of Supreme Court (Vote for 2)

| Precinct | Times Cast | Registered Voters | Samuel Bagenstos | | Megan Kathleen Cavanagh | |
|---|---|---|---|---|---|---|
| **County** | | | | | | |
| **Kalkaska County** | | | | | | |
| Bear Lake Township, Precinct 1 | 435 | 0 | 61 | 9.74% | 170 | 27.16% |
| Blue Lake Township, Precinct 1 | 275 | 0 | 26 | 6.10% | 117 | 27.46% |
| Boardman Township, Precinct 1 | 703 | 0 | 50 | 5.02% | 144 | 14.46% |
| Clearwater Township, Precinct 1 | 1,328 | 0 | 144 | 7.64% | 385 | 20.42% |
| Coldsprings Township, Precinct 1 | 777 | 0 | 72 | 6.35% | 200 | 17.65% |
| Excelsior Township, Precinct 1 | 456 | 0 | 57 | 9.11% | 119 | 19.01% |
| Garfield Township, Precinct 1 | 460 | 0 | 66 | 10.26% | 156 | 24.26% |
| Kalkaska Township, Precinct 1 | 0 | 0 | 0 | | 0 | |
| Kalkaska Township, Precinct 2 | 1,014 | 0 | 63 | 4.64% | 205 | 15.08% |
| Oliver Township, Precinct 1 | 155 | 0 | 14 | 6.22% | 28 | 12.44% |
| Orange Township, Precinct 1 | 607 | 0 | 41 | 5.46% | 134 | 17.84% |
| Rapid River Township, Precinct 1 | 532 | 0 | 51 | 6.90% | 148 | 20.03% |
| Springfield Township, Precinct 1 | 610 | 0 | 76 | 9.10% | 192 | 22.99% |
| Kalkaska County - Total | 7,352 | 0 | 721 | 7.04% | 1,998 | 19.50% |
| **Cumulative** | | | | | | |
| Cumulative | 0 | 0 | 0 | | 0 | |
| Cumulative - Total | 0 | 0 | 0 | | 0 | |
| County - Total | 7,352 | 0 | 721 | 7.04% | 1,998 | 19.50% |

| Precinct | Elizabeth T. Clement | | Doug Derm | | Kerry Lee Morgan | | Kurtis T. Wilder | | Write-in | | Total Votes |
|---|---|---|---|---|---|---|---|---|---|---|---|
| **County** | | | | | | | | | | | |
| **Kalkaska County** | | | | | | | | | | | |
| Bear Lake Township, Precinct 1 | 181 | 28.91% | 29 | 4.63% | 40 | 6.39% | 144 | 23.00% | 1 | 0.16% | 626 |
| Blue Lake Township, Precinct 1 | 144 | 33.80% | 11 | 2.58% | 29 | 6.81% | 99 | 23.24% | 0 | 0.00% | 426 |
| Boardman Township, Precinct 1 | 391 | 39.26% | 66 | 6.63% | 75 | 7.53% | 263 | 26.41% | 7 | 0.70% | 996 |
| Clearwater Township, Precinct 1 | 542 | 28.75% | 137 | 7.27% | 158 | 8.38% | 505 | 26.79% | 14 | 0.74% | 1,885 |
| Coldsprings Township, Precinct 1 | 320 | 28.24% | 32 | 2.82% | 131 | 11.56% | 372 | 32.83% | 6 | 0.53% | 1,133 |
| Excelsior Township, Precinct 1 | 172 | 27.48% | 17 | 2.72% | 32 | 5.11% | 225 | 35.94% | 4 | 0.64% | 626 |
| Garfield Township, Precinct 1 | 199 | 30.95% | 15 | 2.33% | 40 | 6.22% | 161 | 25.04% | 6 | 0.93% | 643 |
| Kalkaska Township, Precinct 1 | 0 | | 0 | | 0 | | 0 | | 0 | | 0 |
| Kalkaska Township, Precinct 2 | 529 | 38.93% | 75 | 5.52% | 93 | 6.84% | 387 | 28.48% | 7 | 0.52% | 1,359 |
| Oliver Township, Precinct 1 | 64 | 28.44% | 23 | 10.22% | 20 | 8.89% | 72 | 32.00% | 4 | 1.78% | 225 |
| Orange Township, Precinct 1 | 196 | 26.10% | 24 | 3.20% | 107 | 14.25% | 239 | 31.82% | 10 | 1.33% | 751 |
| Rapid River Township, Precinct 1 | 200 | 27.06% | 34 | 4.60% | 46 | 6.22% | 255 | 34.51% | 5 | 0.68% | 739 |
| Springfield Township, Precinct 1 | 259 | 31.02% | 31 | 3.71% | 57 | 6.83% | 207 | 24.79% | 13 | 1.56% | 835 |
| Kalkaska County - Total | 3,197 | 31.21% | 494 | 4.82% | 828 | 8.08% | 2,929 | 28.59% | 77 | 0.75% | 10,244 |
| **Cumulative** | | | | | | | | | | | |
| Cumulative | 0 | | 0 | | 0 | | 0 | | 0 | | 0 |
| Cumulative - Total | 0 | | 0 | | 0 | | 0 | | 0 | | 0 |
| County - Total | 3,197 | 31.21% | 494 | 4.82% | 828 | 8.08% | 2,929 | 28.59% | 77 | 0.75% | 10,244 |

# Judge of Court of Appeals 4th District (Vote for 1)

| Precinct | Times Cast | Registered Voters |
|---|---|---|
| **County** | | |
| **Kalkaska County** | | |
| Bear Lake Township, Precinct 1 | 435 | 0 |
| Blue Lake Township, Precinct 1 | 275 | 0 |
| Boardman Township, Precinct 1 | 703 | 0 |
| Clearwater Township, Precinct 1 | 1,328 | 0 |
| Coldsprings Township, Precinct 1 | 777 | 0 |
| Excelsior Township, Precinct 1 | 456 | 0 |
| Garfield Township, Precinct 1 | 460 | 0 |
| Kalkaska Township, Precinct 1 | 0 | 0 |
| Kalkaska Township, Precinct 2 | 1,014 | 0 |
| Oliver Township, Precinct 1 | 155 | 0 |
| Orange Township, Precinct 1 | 607 | 0 |
| Rapid River Township, Precinct 1 | 532 | 0 |
| Springfield Township, Precinct 1 | 610 | 0 |
| Kalkaska County - Total | 7,352 | 0 |
| **Cumulative** | | |
| Cumulative | 0 | 0 |
| Cumulative - Total | 0 | 0 |
| County - Total | 7,352 | 0 |

| Precinct | Stephen L. Borrello | | Write-in | | Total Votes |
|---|---|---|---|---|---|
| **County** | | | | | |
| **Kalkaska County** | | | | | |
| Bear Lake Township, Precinct 1 | 276 | 97.53% | 7 | 2.47% | 283 |
| Blue Lake Township, Precinct 1 | 181 | 100.00% | 0 | 0.00% | 181 |
| Boardman Township, Precinct 1 | 477 | 96.36% | 18 | 3.64% | 495 |
| Clearwater Township, Precinct 1 | 876 | 98.21% | 16 | 1.79% | 892 |
| Coldsprings Township, Precinct 1 | 544 | 98.19% | 10 | 1.81% | 554 |
| Excelsior Township, Precinct 1 | 313 | 96.90% | 10 | 3.10% | 323 |
| Garfield Township, Precinct 1 | 288 | 98.29% | 5 | 1.71% | 293 |
| Kalkaska Township, Precinct 1 | 0 | | 0 | | 0 |
| Kalkaska Township, Precinct 2 | 669 | 97.81% | 15 | 2.19% | 684 |
| Oliver Township, Precinct 1 | 95 | 90.48% | 10 | 9.52% | 105 |
| Orange Township, Precinct 1 | 374 | 96.39% | 14 | 3.61% | 388 |
| Rapid River Township, Precinct 1 | 360 | 96.00% | 15 | 4.00% | 375 |
| Springfield Township, Precinct 1 | 413 | 96.05% | 17 | 3.95% | 430 |
| Kalkaska County - Total | 4,866 | 97.26% | 137 | 2.74% | 5,003 |
| **Cumulative** | | | | | |
| Cumulative | 0 | | 0 | | 0 |
| Cumulative - Total | 0 | | 0 | | 0 |
| County - Total | 4,866 | 97.26% | 137 | 2.74% | 5,003 |

# Judge of Court of Appeals 4th District Partial (Vote for 1)

| Precinct | Times Cast | Registered Voters |
|---|---|---|
| **County** | | |
| **Kalkaska County** | | |
| Bear Lake Township, Precinct 1 | 435 | 0 |
| Blue Lake Township, Precinct 1 | 275 | 0 |
| Boardman Township, Precinct 1 | 703 | 0 |
| Clearwater Township, Precinct 1 | 1,328 | 0 |
| Coldsprings Township, Precinct 1 | 777 | 0 |
| Excelsior Township, Precinct 1 | 456 | 0 |
| Garfield Township, Precinct 1 | 460 | 0 |
| Kalkaska Township, Precinct 1 | 0 | 0 |
| Kalkaska Township, Precinct 2 | 1,014 | 0 |
| Oliver Township, Precinct 1 | 155 | 0 |
| Orange Township, Precinct 1 | 607 | 0 |
| Rapid River Township, Precinct 1 | 532 | 0 |
| Springfield Township, Precinct 1 | 610 | 0 |
| Kalkaska County - Total | 7,352 | 0 |
| **Cumulative** | | |
| Cumulative | 0 | 0 |
| Cumulative - Total | 0 | 0 |
| County - Total | 7,352 | 0 |

| Precinct | Brock A. Swartzle | | Write-in | | Total Votes |
|---|---|---|---|---|---|
| **County** | | | | | |
| **Kalkaska County** | | | | | |
| Bear Lake Township, Precinct 1 | 276 | 97.87% | 6 | 2.13% | 282 |
| Blue Lake Township, Precinct 1 | 178 | 100.00% | 0 | 0.00% | 178 |
| Boardman Township, Precinct 1 | 480 | 96.77% | 16 | 3.23% | 496 |
| Clearwater Township, Precinct 1 | 859 | 98.28% | 15 | 1.72% | 874 |
| Coldsprings Township, Precinct 1 | 527 | 97.96% | 11 | 2.04% | 538 |
| Excelsior Township, Precinct 1 | 317 | 96.94% | 10 | 3.06% | 327 |
| Garfield Township, Precinct 1 | 277 | 98.93% | 3 | 1.07% | 280 |
| Kalkaska Township, Precinct 1 | 0 | | 0 | | 0 |
| Kalkaska Township, Precinct 2 | 652 | 97.75% | 15 | 2.25% | 667 |
| Oliver Township, Precinct 1 | 96 | 91.43% | 9 | 8.57% | 105 |
| Orange Township, Precinct 1 | 358 | 96.24% | 14 | 3.76% | 372 |
| Rapid River Township, Precinct 1 | 362 | 96.79% | 12 | 3.21% | 374 |
| Springfield Township, Precinct 1 | 399 | 96.38% | 15 | 3.62% | 414 |
| Kalkaska County - Total | 4,781 | 97.43% | 126 | 2.57% | 4,907 |
| **Cumulative** | | | | | |
| Cumulative | 0 | | 0 | | 0 |
| Cumulative - Total | 0 | | 0 | | 0 |
| County - Total | 4,781 | 97.43% | 126 | 2.57% | 4,907 |

# Judge of Probate Court (Vote for 1)

| Precinct | Times Cast | Registered Voters |
|---|---|---|
| **County** | | |
| **Kalkaska County** | | |
| Bear Lake Township, Precinct 1 | 435 | 0 |
| Blue Lake Township, Precinct 1 | 275 | 0 |
| Boardman Township, Precinct 1 | 703 | 0 |
| Clearwater Township, Precinct 1 | 1,328 | 0 |
| Coldsprings Township, Precinct 1 | 777 | 0 |
| Excelsior Township, Precinct 1 | 456 | 0 |
| Garfield Township, Precinct 1 | 460 | 0 |
| Kalkaska Township, Precinct 1 | 0 | 0 |
| Kalkaska Township, Precinct 2 | 1,014 | 0 |
| Oliver Township, Precinct 1 | 155 | 0 |
| Orange Township, Precinct 1 | 607 | 0 |
| Rapid River Township, Precinct 1 | 532 | 0 |
| Springfield Township, Precinct 1 | 610 | 0 |
| Kalkaska County - Total | 7,352 | 0 |
| **Cumulative** | | |
| Cumulative | 0 | 0 |
| Cumulative - Total | 0 | 0 |
| County - Total | 7,352 | 0 |

| Precinct | Lynne M. Buday | | Mike Perreault | |
|---|---|---|---|---|
| **County** | | | | |
| **Kalkaska County** | | | | |
| Bear Lake Township, Precinct 1 | 228 | 64.77% | 123 | 34.94% |
| Blue Lake Township, Precinct 1 | 128 | 56.14% | 100 | 43.86% |
| Boardman Township, Precinct 1 | 351 | 56.61% | 264 | 42.58% |
| Clearwater Township, Precinct 1 | 682 | 59.41% | 459 | 39.98% |
| Coldsprings Township, Precinct 1 | 413 | 60.12% | 274 | 39.88% |
| Excelsior Township, Precinct 1 | 179 | 43.03% | 232 | 55.77% |
| Garfield Township, Precinct 1 | 234 | 61.10% | 148 | 38.64% |
| Kalkaska Township, Precinct 1 | 0 | | 0 | |
| Kalkaska Township, Precinct 2 | 457 | 48.98% | 473 | 50.70% |
| Oliver Township, Precinct 1 | 79 | 54.48% | 62 | 42.76% |
| Orange Township, Precinct 1 | 320 | 58.72% | 219 | 40.18% |
| Rapid River Township, Precinct 1 | 215 | 45.55% | 255 | 54.03% |
| Springfield Township, Precinct 1 | 357 | 68.13% | 160 | 30.53% |
| Kalkaska County - Total | 3,643 | 56.45% | 2,769 | 42.91% |
| **Cumulative** | | | | |
| Cumulative | 0 | | 0 | |
| Cumulative - Total | 0 | | 0 | |
| County - Total | 3,643 | 56.45% | 2,769 | 42.91% |

| Precinct | Write-in | | Total Votes |
|---|---|---|---|
| **County** | | | |
| **Kalkaska County** | | | |
| Bear Lake Township, Precinct 1 | 1 | 0.28% | 352 |
| Blue Lake Township, Precinct 1 | 0 | 0.00% | 228 |
| Boardman Township, Precinct 1 | 5 | 0.81% | 620 |
| Clearwater Township, Precinct 1 | 7 | 0.61% | 1,148 |
| Coldsprings Township, Precinct 1 | 0 | 0.00% | 687 |
| Excelsior Township, Precinct 1 | 5 | 1.20% | 416 |
| Garfield Township, Precinct 1 | 1 | 0.26% | 383 |
| Kalkaska Township, Precinct 1 | 0 | | 0 |
| Kalkaska Township, Precinct 2 | 3 | 0.32% | 933 |
| Oliver Township, Precinct 1 | 4 | 2.76% | 145 |
| Orange Township, Precinct 1 | 6 | 1.10% | 545 |
| Rapid River Township, Precinct 1 | 2 | 0.42% | 472 |
| Springfield Township, Precinct 1 | 7 | 1.34% | 524 |
| Kalkaska County - Total | 41 | 0.64% | 6,453 |
| **Cumulative** | | | |
| Cumulative | 0 | | 0 |
| Cumulative - Total | 0 | | 0 |
| County - Total | 41 | 0.64% | 6,453 |

# President - Village of Kalkaska (Vote for 1)

| Precinct | Times Cast | Registered Voters |
|---|---|---|
| **County** | | |
| **Kalkaska County** | | |
| Kalkaska Township, Precinct 2 | 826 | 0 |
| Kalkaska County - Total | 826 | 0 |
| **Cumulative** | | |
| Cumulative | 0 | 0 |
| Cumulative - Total | 0 | 0 |
| County - Total | 826 | 0 |

| Precinct | Harley J. Wales | | Write-in | | Total Votes |
|---|---|---|---|---|---|
| **County** | | | | | |
| **Kalkaska County** | | | | | |
| Kalkaska Township, Precinct 2 | 599 | 94.18% | 37 | 5.82% | 636 |
| Kalkaska County - Total | 599 | 94.18% | 37 | 5.82% | 636 |
| **Cumulative** | | | | | |
| Cumulative | 0 | | 0 | | 0 |
| Cumulative - Total | 0 | | 0 | | 0 |
| County - Total | 599 | 94.18% | 37 | 5.82% | 636 |

# Trustee - Village of Kalkaska (Vote for 3)

| Precinct | Times Cast | Registered Voters |
|---|---|---|
| **County** | | |
| **Kalkaska County** | | |
| Kalkaska Township, Precinct 2 | 826 | 0 |
| Kalkaska County - Total | 826 | 0 |
| **Cumulative** | | |
| Cumulative | 0 | 0 |
| Cumulative - Total | 0 | 0 |
| County - Total | 826 | 0 |

| Precinct | Timothy Ellis | | Annette Goodyear | |
|---|---|---|---|---|
| **County** | | | | |
| **Kalkaska County** | | | | |
| Kalkaska Township, Precinct 2 | 290 | 18.18% | 204 | 12.79% |
| Kalkaska County - Total | 290 | 18.18% | 204 | 12.79% |
| **Cumulative** | | | | |
| Cumulative | 0 | | 0 | |
| Cumulative - Total | 0 | | 0 | |
| County - Total | 290 | 18.18% | 204 | 12.79% |

| Precinct | Erik Hayes | | Robert Larsen | | Michelle Miller | | Shana North | | Cameron Porteous | | Write-in | | Total Votes |
|---|---|---|---|---|---|---|---|---|---|---|---|---|---|
| **County** | | | | | | | | | | | | | |
| **Kalkaska County** | | | | | | | | | | | | | |
| Kalkaska Township, Precinct 2 | 215 | 13.48% | 227 | 14.23% | 266 | 16.68% | 164 | 10.28% | 182 | 11.41% | 47 | 2.95% | 1,595 |
| Kalkaska County - Total | 215 | 13.48% | 227 | 14.23% | 266 | 16.68% | 164 | 10.28% | 182 | 11.41% | 47 | 2.95% | 1,595 |
| **Cumulative** | | | | | | | | | | | | | |
| Cumulative | 0 | | 0 | | 0 | | 0 | | 0 | | 0 | | 0 |
| Cumulative - Total | 0 | | 0 | | 0 | | 0 | | 0 | | 0 | | 0 |
| County - Total | 215 | 13.48% | 227 | 14.23% | 266 | 16.68% | 164 | 10.28% | 182 | 11.41% | 47 | 2.95% | 1,595 |

# Trustee - Village of Kalkaska Partial (Vote for 1)

| Precinct | Times Cast | Registered Voters |
|---|---|---|
| **County** | | |
| **Kalkaska County** | | |
| Kalkaska Township, Precinct 2 | 826 | 0 |
| Kalkaska County - Total | 826 | 0 |
| **Cumulative** | | |
| Cumulative | 0 | 0 |
| Cumulative - Total | 0 | 0 |
| County - Total | 826 | 0 |

| Precinct | Write-in | | Total Votes |
|---|---|---|---|
| **County** | | | |
| **Kalkaska County** | | | |
| Kalkaska Township, Precinct 2 | 133 | 100.00% | 133 |
| Kalkaska County - Total | 133 | 100.00% | 133 |
| **Cumulative** | | | |
| Cumulative | 0 | | 0 |
| Cumulative - Total | 0 | | 0 |
| County - Total | 133 | 100.00% | 133 |

# Trustee Member - Kirtland College (Vote for 3)

| Precinct | Times Cast | Registered Voters |
|---|---|---|
| **County** | | |
| **Kalkaska County** | | |
| Bear Lake Township, Precinct 1 | 134 | 0 |
| Kalkaska County - Total | 134 | 0 |
| **Cumulative** | | |
| Cumulative | 0 | 0 |
| Cumulative - Total | 0 | 0 |
| County - Total | 134 | 0 |

| Precinct | Amy Knepp | | Jack Kramer | |
|---|---|---|---|---|
| **County** | | | | |
| **Kalkaska County** | | | | |
| Bear Lake Township, Precinct 1 | 82 | 39.42% | 64 | 30.77% |
| Kalkaska County - Total | 82 | 39.42% | 64 | 30.77% |
| **Cumulative** | | | | |
| Cumulative | 0 | | 0 | |
| Cumulative - Total | 0 | | 0 | |
| County - Total | 82 | 39.42% | 64 | 30.77% |

| Precinct | David Patterson | | Write-in | | Total Votes |
|---|---|---|---|---|---|
| **County** | | | | | |
| **Kalkaska County** | | | | | |
| Bear Lake Township, Precinct 1 | 62 | 29.81% | 0 | 0.00% | 208 |
| Kalkaska County - Total | 62 | 29.81% | 0 | 0.00% | 208 |
| **Cumulative** | | | | | |
| Cumulative | 0 | | 0 | | 0 |
| Cumulative - Total | 0 | | 0 | | 0 |
| County - Total | 62 | 29.81% | 0 | 0.00% | 208 |

# Trustee Member - COOR ISD (Vote for 3)

| Precinct | Times Cast | Registered Voters |
|---|---|---|
| **County** | | |
| **Kalkaska County** | | |
| Bear Lake Township, Precinct 1 | 134 | 0 |
| Kalkaska County - Total | 134 | 0 |
| **Cumulative** | | |
| Cumulative | 0 | 0 |
| Cumulative - Total | 0 | 0 |
| County - Total | 134 | 0 |

| Precinct | Kathryn Fuelling | | Melissa G. Hayes | |
|---|---|---|---|---|
| **County** | | | | |
| **Kalkaska County** | | | | |
| Bear Lake Township, Precinct 1 | 51 | 25.00% | 67 | 32.84% |
| Kalkaska County - Total | 51 | 25.00% | 67 | 32.84% |
| **Cumulative** | | | | |
| Cumulative | 0 | | 0 | |
| Cumulative - Total | 0 | | 0 | |
| County - Total | 51 | 25.00% | 67 | 32.84% |

| Precinct | M. Lynda Marek | | Kara Mularz | | Write-in | | Total Votes |
|---|---|---|---|---|---|---|---|
| **County** | | | | | | | |
| **Kalkaska County** | | | | | | | |
| Bear Lake Township, Precinct 1 | 52 | 25.49% | 33 | 16.18% | 1 | 0.49% | 204 |
| Kalkaska County - Total | 52 | 25.49% | 33 | 16.18% | 1 | 0.49% | 204 |
| **Cumulative** | | | | | | | |
| Cumulative | 0 | | 0 | | 0 | | 0 |
| Cumulative - Total | 0 | | 0 | | 0 | | 0 |
| County - Total | 52 | 25.49% | 33 | 16.18% | 1 | 0.49% | 204 |

# Board Member - Crawford-AuSable (Vote for 3)

| Precinct | Times Cast | Registered Voters |
|---|---|---|
| **County** | | |
| **Kalkaska County** | | |
| Bear Lake Township, Precinct 1 | 134 | 0 |
| Kalkaska County - Total | 134 | 0 |
| **Cumulative** | | |
| Cumulative | 0 | 0 |
| Cumulative - Total | 0 | 0 |
| County - Total | 134 | 0 |

| Precinct | Lon Gauthier | | Stacey Huber | |
|---|---|---|---|---|
| **County** | | | | |
| **Kalkaska County** | | | | |
| Bear Lake Township, Precinct 1 | 31 | 12.65% | 49 | 20.00% |
| Kalkaska County - Total | 31 | 12.65% | 49 | 20.00% |
| **Cumulative** | | | | |
| Cumulative | 0 | | 0 | |
| Cumulative - Total | 0 | | 0 | |
| County - Total | 31 | 12.65% | 49 | 20.00% |

| Precinct | Lori Johnson | | Wendy Kucharek | | Carol Ramaswamy | | Mark Snyder | | Write-in | | Total Votes |
|---|---|---|---|---|---|---|---|---|---|---|---|
| **County** | | | | | | | | | | | |
| **Kalkaska County** | | | | | | | | | | | |
| Bear Lake Township, Precinct 1 | 46 | 18.78% | 45 | 18.37% | 39 | 15.92% | 34 | 13.88% | 1 | 0.41% | 245 |
| Kalkaska County - Total | 46 | 18.78% | 45 | 18.37% | 39 | 15.92% | 34 | 13.88% | 1 | 0.41% | 245 |
| **Cumulative** | | | | | | | | | | | |
| Cumulative | 0 | | 0 | | 0 | | 0 | | 0 | | 0 |
| Cumulative - Total | 0 | | 0 | | 0 | | 0 | | 0 | | 0 |
| County - Total | 46 | 18.78% | 45 | 18.37% | 39 | 15.92% | 34 | 13.88% | 1 | 0.41% | 245 |

# Board Member - Crawford-AuSable Partial (Vote for 1)

| Precinct | Times Cast | Registered Voters |
|---|---|---|
| **County** | | |
| **Kalkaska County** | | |
| Bear Lake Township, Precinct 1 | 134 | 0 |
| Kalkaska County - Total | 134 | 0 |
| **Cumulative** | | |
| Cumulative | 0 | 0 |
| Cumulative - Total | 0 | 0 |
| County - Total | 134 | 0 |

| Precinct | David Malm | | Write-in | | Total Votes |
|---|---|---|---|---|---|
| **County** | | | | | |
| **Kalkaska County** | | | | | |
| Bear Lake Township, Precinct 1 | 81 | 100.00% | 0 | 0.00% | 81 |
| Kalkaska County - Total | 81 | 100.00% | 0 | 0.00% | 81 |
| **Cumulative** | | | | | |
| Cumulative | 0 | | 0 | | 0 |
| Cumulative - Total | 0 | | 0 | | 0 |
| County - Total | 81 | 100.00% | 0 | 0.00% | 81 |

# Board Member - Elk Rapids (Vote for 2)

| Precinct | Times Cast | Registered Voters |
|---|---|---|
| **County** | | |
| **Kalkaska County** | | |
| Clearwater Township, Precinct 1 | 91 | 0 |
| Kalkaska County - Total | 91 | 0 |
| **Cumulative** | | |
| Cumulative | 0 | 0 |
| Cumulative - Total | 0 | 0 |
| County - Total | 91 | 0 |

| Precinct | Jennifer Brown | | Holly A. Spencer | |
|---|---|---|---|---|
| **County** | | | | |
| **Kalkaska County** | | | | |
| Clearwater Township, Precinct 1 | 47 | 48.45% | 50 | 51.55% |
| Kalkaska County - Total | 47 | 48.45% | 50 | 51.55% |
| **Cumulative** | | | | |
| Cumulative | 0 | | 0 | |
| Cumulative - Total | 0 | | 0 | |
| County - Total | 47 | 48.45% | 50 | 51.55% |

| Precinct | Write-in | | Total Votes |
|---|---|---|---|
| **County** | | | |
| **Kalkaska County** | | | |
| Clearwater Township, Precinct 1 | 0 | 0.00% | 97 |
| Kalkaska County - Total | 0 | 0.00% | 97 |
| **Cumulative** | | | |
| Cumulative | 0 | | 0 |
| Cumulative - Total | 0 | | 0 |
| County - Total | 0 | 0.00% | 97 |

# Board Member - Elk Rapids Partial 2022 (Vote for 1)

| Precinct | Times Cast | Registered Voters |
|---|---|---|
| **County** | | |
| **Kalkaska County** | | |
| Clearwater Township, Precinct 1 | 91 | 0 |
| Kalkaska County - Total | 91 | 0 |
| **Cumulative** | | |
| Cumulative | 0 | 0 |
| Cumulative - Total | 0 | 0 |
| County - Total | 91 | 0 |

| Precinct | Caroline S. Pressman | | Write-in | | Total Votes |
|---|---|---|---|---|---|
| **County** | | | | | |
| **Kalkaska County** | | | | | |
| Clearwater Township, Precinct 1 | 50 | 98.04% | 1 | 1.96% | 51 |
| Kalkaska County - Total | 50 | 98.04% | 1 | 1.96% | 51 |
| **Cumulative** | | | | | |
| Cumulative | 0 | | 0 | | 0 |
| Cumulative - Total | 0 | | 0 | | 0 |
| County - Total | 50 | 98.04% | 1 | 1.96% | 51 |

# Board Member - Elk Rapids Partial 2020 (Vote for 1)

| Precinct | Times Cast | Registered Voters |
|---|---|---|
| **County** | | |
| **Kalkaska County** | | |
| Clearwater Township, Precinct 1 | 91 | 0 |
| Kalkaska County - Total | 91 | 0 |
| **Cumulative** | | |
| Cumulative | 0 | 0 |
| Cumulative - Total | 0 | 0 |
| County - Total | 91 | 0 |

| Precinct | Michael Brown | | Write-in | | Total Votes |
|---|---|---|---|---|---|
| **County** | | | | | |
| **Kalkaska County** | | | | | |
| Clearwater Township, Precinct 1 | 53 | 98.15% | 1 | 1.85% | 54 |
| Kalkaska County - Total | 53 | 98.15% | 1 | 1.85% | 54 |
| **Cumulative** | | | | | |
| Cumulative | 0 | | 0 | | 0 |
| Cumulative - Total | 0 | | 0 | | 0 |
| County - Total | 53 | 98.15% | 1 | 1.85% | 54 |

# Board Member - Excelsior District 1 (Vote for 1)

| Precinct | Times Cast | Registered Voters |
|---|---|---|
| **County** | | |
| **Kalkaska County** | | |
| Excelsior Township, Precinct 1 | 174 | 0 |
| Kalkaska County - Total | 174 | 0 |
| **Cumulative** | | |
| Cumulative | 0 | 0 |
| Cumulative - Total | 0 | 0 |
| County - Total | 174 | 0 |

| Precinct | Michelle Marie Cobb | | Write-in | | Total Votes |
|---|---|---|---|---|---|
| **County** | | | | | |
| **Kalkaska County** | | | | | |
| Excelsior Township, Precinct 1 | 138 | 97.18% | 4 | 2.82% | 142 |
| Kalkaska County - Total | 138 | 97.18% | 4 | 2.82% | 142 |
| **Cumulative** | | | | | |
| Cumulative | 0 | | 0 | | 0 |
| Cumulative - Total | 0 | | 0 | | 0 |
| County - Total | 138 | 97.18% | 4 | 2.82% | 142 |

# Board Member - Forest Area (Vote for 4)

| Precinct | Times Cast | Registered Voters |
|---|---|---|
| **County** | | |
| **Kalkaska County** | | |
| Boardman Township, Precinct 1 | 703 | 0 |
| Garfield Township, Precinct 1 | 79 | 0 |
| Orange Township, Precinct 1 | 176 | 0 |
| Springfield Township, Precinct 1 | 602 | 0 |
| Kalkaska County - Total | 1,560 | 0 |
| **Cumulative** | | |
| Cumulative | 0 | 0 |
| Cumulative - Total | 0 | 0 |
| County - Total | 1,560 | 0 |

| Precinct | Chrissy Ingersoll | | Jon Lange | |
|---|---|---|---|---|
| **County** | | | | |
| **Kalkaska County** | | | | |
| Boardman Township, Precinct 1 | 452 | 38.24% | 305 | 25.80% |
| Garfield Township, Precinct 1 | 48 | 38.71% | 34 | 27.42% |
| Orange Township, Precinct 1 | 111 | 39.78% | 71 | 25.45% |
| Springfield Township, Precinct 1 | 396 | 40.49% | 245 | 25.05% |
| Kalkaska County - Total | 1,007 | 39.29% | 655 | 25.56% |
| **Cumulative** | | | | |
| Cumulative | 0 | | 0 | |
| Cumulative - Total | 0 | | 0 | |
| County - Total | 1,007 | 39.29% | 655 | 25.56% |

| Precinct | Christie McLeod | | Write-in | | Total Votes |
|---|---|---|---|---|---|
| **County** | | | | | |
| **Kalkaska County** | | | | | |
| Boardman Township, Precinct 1 | 346 | 29.27% | 79 | 6.68% | 1,182 |
| Garfield Township, Precinct 1 | 32 | 25.81% | 10 | 8.06% | 124 |
| Orange Township, Precinct 1 | 84 | 30.11% | 13 | 4.66% | 279 |
| Springfield Township, Precinct 1 | 269 | 27.51% | 68 | 6.95% | 978 |
| Kalkaska County - Total | 731 | 28.52% | 170 | 6.63% | 2,563 |
| **Cumulative** | | | | | |
| Cumulative | 0 | | 0 | | 0 |
| Cumulative - Total | 0 | | 0 | | 0 |
| County - Total | 731 | 28.52% | 170 | 6.63% | 2,563 |

# Board Member - Kalkaska School (Vote for 3)

| Precinct | Times Cast | Registered Voters |
|---|---|---|
| **County** | | |
| **Kalkaska County** | | |
| Bear Lake Township, Precinct 1 | 301 | 0 |
| Blue Lake Township, Precinct 1 | 275 | 0 |
| Clearwater Township, Precinct 1 | 1,237 | 0 |
| Coldsprings Township, Precinct 1 | 586 | 0 |
| Excelsior Township, Precinct 1 | 282 | 0 |
| Garfield Township, Precinct 1 | 381 | 0 |
| Kalkaska Township, Precinct 1 | 0 | 0 |
| Kalkaska Township, Precinct 2 | 1,014 | 0 |
| Oliver Township, Precinct 1 | 155 | 0 |
| Orange Township, Precinct 1 | 431 | 0 |
| Rapid River Township, Precinct 1 | 468 | 0 |
| Springfield Township, Precinct 1 | 8 | 0 |
| Kalkaska County - Total | 5,138 | 0 |
| **Cumulative** | | |
| Cumulative | 0 | 0 |
| Cumulative - Total | 0 | 0 |
| County - Total | 5,138 | 0 |

| Precinct | Rachael Birgy | | Stacey Titus Hicks | |
|---|---|---|---|---|
| **County** | | | | |
| **Kalkaska County** | | | | |
| Bear Lake Township, Precinct 1 | 138 | 25.41% | 97 | 17.86% |
| Blue Lake Township, Precinct 1 | 96 | 19.71% | 121 | 24.85% |
| Clearwater Township, Precinct 1 | 477 | 21.54% | 459 | 20.73% |
| Coldsprings Township, Precinct 1 | 268 | 23.93% | 200 | 17.86% |
| Excelsior Township, Precinct 1 | 141 | 25.27% | 110 | 19.71% |
| Garfield Township, Precinct 1 | 187 | 26.15% | 140 | 19.58% |
| Kalkaska Township, Precinct 1 | 0 | | 0 | |
| Kalkaska Township, Precinct 2 | 406 | 19.49% | 423 | 20.31% |
| Oliver Township, Precinct 1 | 77 | 24.92% | 57 | 18.45% |
| Orange Township, Precinct 1 | 191 | 24.93% | 149 | 19.45% |
| Rapid River Township, Precinct 1 | 225 | 26.38% | 173 | 20.28% |
| Springfield Township, Precinct 1 | 5 | 31.25% | 1 | 6.25% |
| Kalkaska County - Total | 2,211 | 22.88% | 1,930 | 19.97% |
| **Cumulative** | | | | |
| Cumulative | 0 | | 0 | |
| Cumulative - Total | 0 | | 0 | |
| County - Total | 2,211 | 22.88% | 1,930 | 19.97% |

| Precinct | Richard E. Hodgman | | Mary M. Scobey | | Michael D. Tinkle | | Write-in | | Total Votes |
|---|---|---|---|---|---|---|---|---|---|
| **County** | | | | | | | | | |
| **Kalkaska County** | | | | | | | | | |
| Bear Lake Township, Precinct 1 | 121 | 22.28% | 87 | 16.02% | 92 | 16.94% | 8 | 1.47% | 543 |
| Blue Lake Township, Precinct 1 | 98 | 20.12% | 113 | 23.20% | 59 | 12.11% | 0 | 0.00% | 487 |
| Clearwater Township, Precinct 1 | 492 | 22.22% | 438 | 19.78% | 337 | 15.22% | 11 | 0.50% | 2,214 |
| Coldsprings Township, Precinct 1 | 257 | 22.95% | 215 | 19.20% | 175 | 15.63% | 5 | 0.45% | 1,120 |
| Excelsior Township, Precinct 1 | 111 | 19.89% | 83 | 14.87% | 110 | 19.71% | 3 | 0.54% | 558 |
| Garfield Township, Precinct 1 | 155 | 21.68% | 108 | 15.10% | 117 | 16.36% | 8 | 1.12% | 715 |
| Kalkaska Township, Precinct 1 | 0 | | 0 | | 0 | | 0 | | 0 |
| Kalkaska Township, Precinct 2 | 543 | 26.07% | 344 | 16.51% | 360 | 17.28% | 7 | 0.34% | 2,083 |
| Oliver Township, Precinct 1 | 68 | 22.01% | 50 | 16.18% | 48 | 15.53% | 9 | 2.91% | 309 |
| Orange Township, Precinct 1 | 147 | 19.19% | 112 | 14.62% | 152 | 19.84% | 15 | 1.96% | 766 |
| Rapid River Township, Precinct 1 | 200 | 23.45% | 121 | 14.19% | 129 | 15.12% | 5 | 0.59% | 853 |
| Springfield Township, Precinct 1 | 5 | 31.25% | 2 | 12.50% | 3 | 18.75% | 0 | 0.00% | 16 |
| Kalkaska County - Total | 2,197 | 22.73% | 1,673 | 17.31% | 1,582 | 16.37% | 71 | 0.73% | 9,664 |
| **Cumulative** | | | | | | | | | |
| Cumulative | 0 | | 0 | | 0 | | 0 | | 0 |
| Cumulative - Total | 0 | | 0 | | 0 | | 0 | | 0 |
| County - Total | 2,197 | 22.73% | 1,673 | 17.31% | 1,582 | 16.37% | 71 | 0.73% | 9,664 |

# Board Member - Mancelona (Vote for 2)

| Precinct | Times Cast | Registered Voters |
|---|---|---|
| **County** | | |
| **Kalkaska County** | | |
| Coldsprings Township, Precinct 1 | 191 | 0 |
| Rapid River Township, Precinct 1 | 64 | 0 |
| Kalkaska County - Total | 255 | 0 |
| **Cumulative** | | |
| Cumulative | 0 | 0 |
| Cumulative - Total | 0 | 0 |
| County - Total | 255 | 0 |

| Precinct | Dale Ackler | | Gerald Clark | |
|---|---|---|---|---|
| **County** | | | | |
| **Kalkaska County** | | | | |
| Coldsprings Township, Precinct 1 | 151 | 67.11% | 72 | 32.00% |
| Rapid River Township, Precinct 1 | 41 | 51.90% | 38 | 48.10% |
| Kalkaska County - Total | 192 | 63.16% | 110 | 36.18% |
| **Cumulative** | | | | |
| Cumulative | 0 | | 0 | |
| Cumulative - Total | 0 | | 0 | |
| County - Total | 192 | 63.16% | 110 | 36.18% |

| Precinct | Write-in | | Total Votes |
|---|---|---|---|
| **County** | | | |
| **Kalkaska County** | | | |
| Coldsprings Township, Precinct 1 | 2 | 0.89% | 225 |
| Rapid River Township, Precinct 1 | 0 | 0.00% | 79 |
| Kalkaska County - Total | 2 | 0.66% | 304 |
| **Cumulative** | | | |
| Cumulative | 0 | | 0 |
| Cumulative - Total | 0 | | 0 |
| County - Total | 2 | 0.66% | 304 |

# State Proposal 18-1 (Vote for 1)

| Precinct | Times Cast | Registered Voters |
|---|---|---|
| **County** | | |
| **Kalkaska County** | | |
| Bear Lake Township, Precinct 1 | 435 | 0 |
| Blue Lake Township, Precinct 1 | 275 | 0 |
| Boardman Township, Precinct 1 | 703 | 0 |
| Clearwater Township, Precinct 1 | 1,328 | 0 |
| Coldsprings Township, Precinct 1 | 777 | 0 |
| Excelsior Township, Precinct 1 | 456 | 0 |
| Garfield Township, Precinct 1 | 460 | 0 |
| Kalkaska Township, Precinct 1 | 0 | 0 |
| Kalkaska Township, Precinct 2 | 1,014 | 0 |
| Oliver Township, Precinct 1 | 155 | 0 |
| Orange Township, Precinct 1 | 607 | 0 |
| Rapid River Township, Precinct 1 | 532 | 0 |
| Springfield Township, Precinct 1 | 610 | 0 |
| Kalkaska County - Total | 7,352 | 0 |
| **Cumulative** | | |
| Cumulative | 0 | 0 |
| Cumulative - Total | 0 | 0 |
| County - Total | 7,352 | 0 |

| Precinct | Yes | | No | | Total Votes |
|---|---|---|---|---|---|
| **County** | | | | | |
| **Kalkaska County** | | | | | |
| Bear Lake Township, Precinct 1 | 227 | 52.67% | 204 | 47.33% | 431 |
| Blue Lake Township, Precinct 1 | 138 | 50.36% | 136 | 49.64% | 274 |
| Boardman Township, Precinct 1 | 373 | 54.77% | 308 | 45.23% | 681 |
| Clearwater Township, Precinct 1 | 773 | 58.61% | 546 | 41.39% | 1,319 |
| Coldsprings Township, Precinct 1 | 411 | 53.87% | 352 | 46.13% | 763 |
| Excelsior Township, Precinct 1 | 249 | 56.08% | 195 | 43.92% | 444 |
| Garfield Township, Precinct 1 | 246 | 54.07% | 209 | 45.93% | 455 |
| Kalkaska Township, Precinct 1 | 0 | | 0 | | 0 |
| Kalkaska Township, Precinct 2 | 521 | 53.27% | 457 | 46.73% | 978 |
| Oliver Township, Precinct 1 | 94 | 61.04% | 60 | 38.96% | 154 |
| Orange Township, Precinct 1 | 312 | 53.79% | 268 | 46.21% | 580 |
| Rapid River Township, Precinct 1 | 312 | 59.54% | 212 | 40.46% | 524 |
| Springfield Township, Precinct 1 | 363 | 60.50% | 237 | 39.50% | 600 |
| Kalkaska County - Total | 4,019 | 55.80% | 3,184 | 44.20% | 7,203 |
| **Cumulative** | | | | | |
| Cumulative | 0 | | 0 | | 0 |
| Cumulative - Total | 0 | | 0 | | 0 |
| County - Total | 4,019 | 55.80% | 3,184 | 44.20% | 7,203 |

# State Proposal 18-2 (Vote for 1)

| Precinct | Times Cast | Registered Voters |
|---|---|---|
| **County** | | |
| **Kalkaska County** | | |
| Bear Lake Township, Precinct 1 | 435 | 0 |
| Blue Lake Township, Precinct 1 | 275 | 0 |
| Boardman Township, Precinct 1 | 703 | 0 |
| Clearwater Township, Precinct 1 | 1,328 | 0 |
| Coldsprings Township, Precinct 1 | 777 | 0 |
| Excelsior Township, Precinct 1 | 456 | 0 |
| Garfield Township, Precinct 1 | 460 | 0 |
| Kalkaska Township, Precinct 1 | 0 | 0 |
| Kalkaska Township, Precinct 2 | 1,014 | 0 |
| Oliver Township, Precinct 1 | 155 | 0 |
| Orange Township, Precinct 1 | 607 | 0 |
| Rapid River Township, Precinct 1 | 532 | 0 |
| Springfield Township, Precinct 1 | 610 | 0 |
| Kalkaska County - Total | 7,352 | 0 |
| **Cumulative** | | |
| Cumulative | 0 | 0 |
| Cumulative - Total | 0 | 0 |
| County - Total | 7,352 | 0 |

| Precinct | Yes | | No | | Total Votes |
|---|---|---|---|---|---|
| **County** | | | | | |
| **Kalkaska County** | | | | | |
| Bear Lake Township, Precinct 1 | 215 | 51.07% | 206 | 48.93% | 421 |
| Blue Lake Township, Precinct 1 | 147 | 54.85% | 121 | 45.15% | 268 |
| Boardman Township, Precinct 1 | 304 | 45.85% | 359 | 54.15% | 663 |
| Clearwater Township, Precinct 1 | 647 | 50.23% | 641 | 49.77% | 1,288 |
| Coldsprings Township, Precinct 1 | 364 | 48.79% | 382 | 51.21% | 746 |
| Excelsior Township, Precinct 1 | 204 | 46.58% | 234 | 53.42% | 438 |
| Garfield Township, Precinct 1 | 200 | 45.25% | 242 | 54.75% | 442 |
| Kalkaska Township, Precinct 1 | 0 | | 0 | | 0 |
| Kalkaska Township, Precinct 2 | 478 | 50.37% | 471 | 49.63% | 949 |
| Oliver Township, Precinct 1 | 63 | 41.72% | 88 | 58.28% | 151 |
| Orange Township, Precinct 1 | 232 | 41.28% | 330 | 58.72% | 562 |
| Rapid River Township, Precinct 1 | 240 | 46.60% | 275 | 53.40% | 515 |
| Springfield Township, Precinct 1 | 272 | 46.98% | 307 | 53.02% | 579 |
| Kalkaska County - Total | 3,366 | 47.94% | 3,656 | 52.06% | 7,022 |
| **Cumulative** | | | | | |
| Cumulative | 0 | | 0 | | 0 |
| Cumulative - Total | 0 | | 0 | | 0 |
| County - Total | 3,366 | 47.94% | 3,656 | 52.06% | 7,022 |

# State Proposal 18-3 (Vote for 1)

| Precinct | Times Cast | Registered Voters |
|---|---|---|
| **County** | | |
| **Kalkaska County** | | |
| Bear Lake Township, Precinct 1 | 435 | 0 |
| Blue Lake Township, Precinct 1 | 275 | 0 |
| Boardman Township, Precinct 1 | 703 | 0 |
| Clearwater Township, Precinct 1 | 1,328 | 0 |
| Coldsprings Township, Precinct 1 | 777 | 0 |
| Excelsior Township, Precinct 1 | 456 | 0 |
| Garfield Township, Precinct 1 | 460 | 0 |
| Kalkaska Township, Precinct 1 | 0 | 0 |
| Kalkaska Township, Precinct 2 | 1,014 | 0 |
| Oliver Township, Precinct 1 | 155 | 0 |
| Orange Township, Precinct 1 | 607 | 0 |
| Rapid River Township, Precinct 1 | 532 | 0 |
| Springfield Township, Precinct 1 | 610 | 0 |
| Kalkaska County - Total | 7,352 | 0 |
| **Cumulative** | | |
| Cumulative | 0 | 0 |
| Cumulative - Total | 0 | 0 |
| County - Total | 7,352 | 0 |

| Precinct | Yes | | No | | Total Votes |
|---|---|---|---|---|---|
| **County** | | | | | |
| **Kalkaska County** | | | | | |
| Bear Lake Township, Precinct 1 | 236 | 55.92% | 186 | 44.08% | 422 |
| Blue Lake Township, Precinct 1 | 168 | 61.76% | 104 | 38.24% | 272 |
| Boardman Township, Precinct 1 | 387 | 57.59% | 285 | 42.41% | 672 |
| Clearwater Township, Precinct 1 | 754 | 58.22% | 541 | 41.78% | 1,295 |
| Coldsprings Township, Precinct 1 | 407 | 54.27% | 343 | 45.73% | 750 |
| Excelsior Township, Precinct 1 | 220 | 50.46% | 216 | 49.54% | 436 |
| Garfield Township, Precinct 1 | 252 | 56.25% | 196 | 43.75% | 448 |
| Kalkaska Township, Precinct 1 | 0 | | 0 | | 0 |
| Kalkaska Township, Precinct 2 | 531 | 55.95% | 418 | 44.05% | 949 |
| Oliver Township, Precinct 1 | 76 | 49.35% | 78 | 50.65% | 154 |
| Orange Township, Precinct 1 | 289 | 51.24% | 275 | 48.76% | 564 |
| Rapid River Township, Precinct 1 | 293 | 56.67% | 224 | 43.33% | 517 |
| Springfield Township, Precinct 1 | 344 | 59.01% | 239 | 40.99% | 583 |
| Kalkaska County - Total | 3,957 | 56.03% | 3,105 | 43.97% | 7,062 |
| **Cumulative** | | | | | |
| Cumulative | 0 | | 0 | | 0 |
| Cumulative - Total | 0 | | 0 | | 0 |
| County - Total | 3,957 | 56.03% | 3,105 | 43.97% | 7,062 |

# Animal Control Renewal Millage (Vote for 1)

| Precinct | Times Cast | Registered Voters |
|---|---|---|
| **County** | | |
| **Kalkaska County** | | |
| Bear Lake Township, Precinct 1 | 435 | 0 |
| Blue Lake Township, Precinct 1 | 275 | 0 |
| Boardman Township, Precinct 1 | 703 | 0 |
| Clearwater Township, Precinct 1 | 1,328 | 0 |
| Coldsprings Township, Precinct 1 | 777 | 0 |
| Excelsior Township, Precinct 1 | 456 | 0 |
| Garfield Township, Precinct 1 | 460 | 0 |
| Kalkaska Township, Precinct 1 | 0 | 0 |
| Kalkaska Township, Precinct 2 | 1,014 | 0 |
| Oliver Township, Precinct 1 | 155 | 0 |
| Orange Township, Precinct 1 | 607 | 0 |
| Rapid River Township, Precinct 1 | 532 | 0 |
| Springfield Township, Precinct 1 | 610 | 0 |
| Kalkaska County - Total | 7,352 | 0 |
| **Cumulative** | | |
| Cumulative | 0 | 0 |
| Cumulative - Total | 0 | 0 |
| County - Total | 7,352 | 0 |

| Precinct | Yes | | No | | Total Votes |
|---|---|---|---|---|---|
| **County** | | | | | |
| **Kalkaska County** | | | | | |
| Bear Lake Township, Precinct 1 | 315 | 74.64% | 107 | 25.36% | 422 |
| Blue Lake Township, Precinct 1 | 209 | 77.12% | 62 | 22.88% | 271 |
| Boardman Township, Precinct 1 | 491 | 73.72% | 175 | 26.28% | 666 |
| Clearwater Township, Precinct 1 | 994 | 76.93% | 298 | 23.07% | 1,292 |
| Coldsprings Township, Precinct 1 | 565 | 75.03% | 188 | 24.97% | 753 |
| Excelsior Township, Precinct 1 | 355 | 79.95% | 89 | 20.05% | 444 |
| Garfield Township, Precinct 1 | 294 | 66.22% | 150 | 33.78% | 444 |
| Kalkaska Township, Precinct 1 | 0 | | 0 | | 0 |
| Kalkaska Township, Precinct 2 | 815 | 84.63% | 148 | 15.37% | 963 |
| Oliver Township, Precinct 1 | 114 | 75.00% | 38 | 25.00% | 152 |
| Orange Township, Precinct 1 | 417 | 73.94% | 147 | 26.06% | 564 |
| Rapid River Township, Precinct 1 | 384 | 74.56% | 131 | 25.44% | 515 |
| Springfield Township, Precinct 1 | 390 | 66.78% | 194 | 33.22% | 584 |
| Kalkaska County - Total | 5,343 | 75.57% | 1,727 | 24.43% | 7,070 |
| **Cumulative** | | | | | |
| Cumulative | 0 | | 0 | | 0 |
| Cumulative - Total | 0 | | 0 | | 0 |
| County - Total | 5,343 | 75.57% | 1,727 | 24.43% | 7,070 |

# Recycling Renewal Millage (Vote for 1)

| Precinct | Times Cast | Registered Voters |
|---|---|---|
| **County** | | |
| **Kalkaska County** | | |
| Bear Lake Township, Precinct 1 | 435 | 0 |
| Blue Lake Township, Precinct 1 | 275 | 0 |
| Boardman Township, Precinct 1 | 703 | 0 |
| Clearwater Township, Precinct 1 | 1,328 | 0 |
| Coldsprings Township, Precinct 1 | 777 | 0 |
| Excelsior Township, Precinct 1 | 456 | 0 |
| Garfield Township, Precinct 1 | 460 | 0 |
| Kalkaska Township, Precinct 1 | 0 | 0 |
| Kalkaska Township, Precinct 2 | 1,014 | 0 |
| Oliver Township, Precinct 1 | 155 | 0 |
| Orange Township, Precinct 1 | 607 | 0 |
| Rapid River Township, Precinct 1 | 532 | 0 |
| Springfield Township, Precinct 1 | 610 | 0 |
| Kalkaska County - Total | 7,352 | 0 |
| **Cumulative** | | |
| Cumulative | 0 | 0 |
| Cumulative - Total | 0 | 0 |
| County - Total | 7,352 | 0 |

| Precinct | Yes | | No | | Total Votes |
|---|---|---|---|---|---|
| **County** | | | | | |
| **Kalkaska County** | | | | | |
| Bear Lake Township, Precinct 1 | 324 | 76.06% | 102 | 23.94% | 426 |
| Blue Lake Township, Precinct 1 | 216 | 79.41% | 56 | 20.59% | 272 |
| Boardman Township, Precinct 1 | 479 | 71.71% | 189 | 28.29% | 668 |
| Clearwater Township, Precinct 1 | 954 | 73.90% | 337 | 26.10% | 1,291 |
| Coldsprings Township, Precinct 1 | 559 | 74.04% | 196 | 25.96% | 755 |
| Excelsior Township, Precinct 1 | 345 | 77.70% | 99 | 22.30% | 444 |
| Garfield Township, Precinct 1 | 280 | 62.78% | 166 | 37.22% | 446 |
| Kalkaska Township, Precinct 1 | 0 | | 0 | | 0 |
| Kalkaska Township, Precinct 2 | 801 | 83.44% | 159 | 16.56% | 960 |
| Oliver Township, Precinct 1 | 116 | 75.82% | 37 | 24.18% | 153 |
| Orange Township, Precinct 1 | 406 | 71.48% | 162 | 28.52% | 568 |
| Rapid River Township, Precinct 1 | 387 | 74.85% | 130 | 25.15% | 517 |
| Springfield Township, Precinct 1 | 395 | 67.06% | 194 | 32.94% | 589 |
| Kalkaska County - Total | 5,262 | 74.23% | 1,827 | 25.77% | 7,089 |
| **Cumulative** | | | | | |
| Cumulative | 0 | | 0 | | 0 |
| Cumulative - Total | 0 | | 0 | | 0 |
| County - Total | 5,262 | 74.23% | 1,827 | 25.77% | 7,089 |

# Crawford AuSable Millage Renewal (Vote for 1)

| Precinct | Times Cast | Registered Voters |
|---|---|---|
| **County** | | |
| **Kalkaska County** | | |
| Bear Lake Township, Precinct 1 | 134 | 0 |
| Kalkaska County - Total | 134 | 0 |
| **Cumulative** | | |
| Cumulative | 0 | 0 |
| Cumulative - Total | 0 | 0 |
| County - Total | 134 | 0 |

| Precinct | Yes | | No | | Total Votes |
|---|---|---|---|---|---|
| **County** | | | | | |
| **Kalkaska County** | | | | | |
| Bear Lake Township, Precinct 1 | 91 | 71.65% | 36 | 28.35% | 127 |
| Kalkaska County - Total | 91 | 71.65% | 36 | 28.35% | 127 |
| **Cumulative** | | | | | |
| Cumulative | 0 | | 0 | | 0 |
| Cumulative - Total | 0 | | 0 | | 0 |
| County - Total | 91 | 71.65% | 36 | 28.35% | 127 |

# Forest Area Bonding Proposal (Vote for 1)

| Precinct | Times Cast | Registered Voters |
|---|---|---|
| **County** | | |
| **Kalkaska County** | | |
| Boardman Township, Precinct 1 | 703 | 0 |
| Garfield Township, Precinct 1 | 79 | 0 |
| Orange Township, Precinct 1 | 176 | 0 |
| Springfield Township, Precinct 1 | 602 | 0 |
| Kalkaska County - Total | 1,560 | 0 |
| **Cumulative** | | |
| Cumulative | 0 | 0 |
| Cumulative - Total | 0 | 0 |
| County - Total | 1,560 | 0 |

| Precinct | Yes | | No | | Total Votes |
|---|---|---|---|---|---|
| **County** | | | | | |
| **Kalkaska County** | | | | | |
| Boardman Township, Precinct 1 | 372 | 55.03% | 304 | 44.97% | 676 |
| Garfield Township, Precinct 1 | 39 | 50.65% | 38 | 49.35% | 77 |
| Orange Township, Precinct 1 | 96 | 58.90% | 67 | 41.10% | 163 |
| Springfield Township, Precinct 1 | 308 | 52.20% | 282 | 47.80% | 590 |
| Kalkaska County - Total | 815 | 54.12% | 691 | 45.88% | 1,506 |
| **Cumulative** | | | | | |
| Cumulative | 0 | | 0 | | 0 |
| Cumulative - Total | 0 | | 0 | | 0 |
| County - Total | 815 | 54.12% | 691 | 45.88% | 1,506 |

| Results per Precinct | | | | | | | | | | | | |
|---|---|---|---|---|---|---|---|---|---|---|---|---|
| 2018 General Election | | | | | | | | | | | | |
| Kent County | | | | | | | | | | | | |
| Official Results | | | | | | | | | | | | |
| Certified: | 43,424 | | | | | | | | | | | |
| Precincts reported: | 252 of 252 | | | | | | | | | | | |
| **Number of Registered Voters:** | **459,016** | | | | | | | | | | | |
| **Ballots Cast:** | **283,519** | **61.77%** | | | | | | | | | | |
| | | | | | | | | | | | | |
| **Governor/Lt. Gov. (Vote for 1)** | | | | | | | | | | | | |
| Precinct | Bill Schuette / Lisa Posthumus Lyons - REP | Gretchen Whitmer / Garlin D. Gilchrist II - DEM | Bill Gelineau / Angelique Chaiser Thomas - LIB | Todd Schleiger / Earl P. Lackie - UST | Jennifer V. Kurland / Charin H. Davenport - GRN | Keith Butkovich / Raymond Warner - NLP | Write-in | | | | | |
| Ada Township, Precinct 1 | 442 | 399 | 12 | 2 | 2 | 1 | 2 | | | | | |
| Ada Township, Precinct 2 | 809 | 731 | 22 | 6 | 5 | 1 | 2 | | | | | |
| Ada Township, Precinct 3 | 525 | 386 | 16 | 3 | 2 | 1 | 1 | | | | | |
| Ada Township, Precinct 4 | 499 | 265 | 6 | 2 | 3 | 0 | 0 | | | | | |
| Ada Township, Precinct 5 | 818 | 502 | 32 | 4 | 9 | 0 | 2 | | | | | |
| Ada Township, Precinct 6 | 295 | 293 | 10 | 2 | 4 | 0 | 2 | | | | | |
| Ada Township, Precinct 7 | 394 | 376 | 12 | 0 | 7 | 0 | 0 | | | | | |
| Ada Township, Precinct 8 | 439 | 357 | 11 | 1 | 2 | 0 | 0 | | | | | |
| Algoma Township, Precinct 1 | 513 | 277 | 20 | 5 | 4 | 1 | 0 | | | | | |
| Algoma Township, Precinct 2 | 659 | 372 | 14 | 6 | 11 | 2 | 2 | | | | | |
| Algoma Township, Precinct 3 | 695 | 360 | 23 | 10 | 5 | 0 | 2 | | | | | |
| Algoma Township, Precinct 4 | 587 | 441 | 31 | 8 | 5 | 3 | 0 | | | | | |
| Algoma Township, Precinct 5 | 795 | 611 | 19 | 6 | 3 | 1 | 0 | | | | | |
| Alpine Township, Precinct 1 | 415 | 244 | 11 | 3 | 4 | 1 | 0 | | | | | |
| Alpine Township, Precinct 2 | 351 | 439 | 17 | 11 | 7 | 1 | 0 | | | | | |
| Alpine Township, Precinct 3 | 697 | 727 | 21 | 14 | 15 | 0 | 5 | | | | | |
| Alpine Township, Precinct 4 | 637 | 473 | 18 | 5 | 19 | 2 | 0 | | | | | |
| Alpine Township, Precinct 5 | 408 | 261 | 9 | 3 | 2 | 5 | 0 | | | | | |
| Alpine Township, Precinct 6 | 152 | 463 | 18 | 6 | 19 | 1 | 3 | | | | | |
| Bowne Township, Precinct 1 | 1,193 | 429 | 20 | 10 | 6 | 3 | 0 | | | | | |
| Byron Township, Precinct 1 | 1,264 | 414 | 31 | 7 | 10 | 3 | 3 | | | | | |
| Byron Township, Precinct 2 | 1,319 | 581 | 18 | 6 | 3 | 3 | 1 | | | | | |
| Byron Township, Precinct 3 | 488 | 540 | 30 | 9 | 14 | 6 | 3 | | | | | |
| Byron Township, Precinct 4 | 1,161 | 317 | 19 | 4 | 3 | 3 | 1 | | | | | |
| Byron Township, Precinct 5 | 1,299 | 391 | 21 | 3 | 7 | 0 | 0 | | | | | |
| Byron Township, Precinct 6 | 693 | 344 | 18 | 6 | 7 | 1 | 1 | | | | | |
| Byron Township, Precinct 7 | 931 | 485 | 27 | 6 | 3 | 0 | 5 | | | | | |
| Byron Township, Precinct 8 | 892 | 589 | 17 | 7 | 9 | 1 | 2 | | | | | |
| Caledonia Township, Precinct 1 | 421 | 298 | 10 | 6 | 12 | 2 | 1 | | | | | |
| Caledonia Township, Precinct 2 | 973 | 476 | 13 | 8 | 6 | 1 | 0 | | | | | |
| Caledonia Township, Precinct 3 | 966 | 455 | 28 | 9 | 8 | 3 | 0 | | | | | |
| Caledonia Township, Precinct 4 | 659 | 267 | 16 | 2 | 2 | 1 | 1 | | | | | |
| Caledonia Township, Precinct 5 | 1,029 | 487 | 20 | 8 | 8 | 2 | 1 | | | | | |
| Caledonia Township, Precinct 6 | 724 | 516 | 22 | 8 | 6 | 3 | 0 | | | | | |
| Cannon Township, Precinct 1 | 911 | 565 | 22 | 1 | 9 | 4 | 2 | | | | | |
| Cannon Township, Precinct 2 | 799 | 487 | 27 | 6 | 9 | 1 | 1 | | | | | |
| Cannon Township, Precinct 3 | 656 | 473 | 24 | 5 | 6 | 0 | 2 | | | | | |
| Cannon Township, Precinct 4 | 963 | 610 | 15 | 2 | 3 | 2 | 0 | | | | | |
| Cannon Township, Precinct 5 | 738 | 374 | 16 | 2 | 6 | 1 | 1 | | | | | |
| Cannon Township, Precinct 6 | 802 | 492 | 17 | 3 | 12 | 2 | 1 | | | | | |
| Cascade Charter Township, Precinct 1 | 616 | 409 | 2 | 1 | 3 | 0 | 0 | | | | | |
| Cascade Charter Township, Precinct 2 | 697 | 527 | 15 | 1 | 0 | 0 | 1 | | | | | |
| Cascade Charter Township, Precinct 3 | 447 | 376 | 13 | 0 | 7 | 0 | 0 | | | | | |
| Cascade Charter Township, Precinct 4 | 666 | 556 | 25 | 2 | 2 | 2 | 1 | | | | | |
| Cascade Charter Township, Precinct 5 | 1,012 | 664 | 14 | 2 | 2 | 1 | 0 | | | | | |
| Cascade Charter Township, Precinct 6 | 514 | 538 | 21 | 6 | 5 | 1 | 2 | | | | | |
| Cascade Charter Township, Precinct 7 | 423 | 340 | 16 | 3 | 4 | 0 | 0 | | | | | |
| Cascade Charter Township, Precinct 8 | 502 | 504 | 13 | 3 | 4 | 1 | 1 | | | | | |
| Cascade Charter Township, Precinct 9 | 578 | 489 | 15 | 1 | 3 | 1 | 0 | | | | | |
| Cascade Charter Township, Precinct 10 | 561 | 378 | 18 | 5 | 3 | 1 | 0 | | | | | |
| Cedar Springs, Precinct 1 | 599 | 417 | 30 | 12 | 9 | 2 | 2 | | | | | |
| East Grand Rapids, Ward 1, Precinct 1 | 415 | 692 | 10 | 1 | 3 | 1 | 0 | | | | | |
| East Grand Rapids, Ward 1, Precinct 2 | 476 | 629 | 14 | 1 | 4 | 0 | 0 | | | | | |
| East Grand Rapids, Ward 2, Precinct 3 | 404 | 689 | 8 | 0 | 3 | 0 | 1 | | | | | |
| East Grand Rapids, Ward 2, Precinct 4 | 363 | 664 | 10 | 2 | 3 | 0 | 0 | | | | | |
| East Grand Rapids, Ward 3, Precinct 5 | 364 | 705 | 14 | 1 | 4 | 0 | 0 | | | | | |
| East Grand Rapids, Ward 3, Precinct 6 | 341 | 759 | 11 | 0 | 6 | 0 | 0 | | | | | |
| Grand Rapids, Ward 1, Precinct 1 | 280 | 744 | 26 | 7 | 8 | 6 | 2 | | | | | |
| Grand Rapids, Ward 1, Precinct 2 | 89 | 388 | 18 | 6 | 9 | 1 | 0 | | | | | |
| Grand Rapids, Ward 1, Precinct 3 | 396 | 899 | 17 | 4 | 4 | 2 | 2 | | | | | |
| Grand Rapids, Ward 1, Precinct 4 | 242 | 871 | 12 | 7 | 9 | 2 | 0 | | | | | |
| Grand Rapids, Ward 1, Precinct 5 | 171 | 471 | 20 | 1 | 10 | 3 | 0 | | | | | |
| Grand Rapids, Ward 1, Precinct 6 | 625 | 782 | 12 | 7 | 7 | 6 | 0 | | | | | |
| Grand Rapids, Ward 1, Precinct 7 | 278 | 312 | 14 | 2 | 4 | 5 | 0 | | | | | |
| Grand Rapids, Ward 1, Precinct 8 | 313 | 549 | 27 | 7 | 12 | 3 | 3 | | | | | |
| Grand Rapids, Ward 1, Precinct 9 | 186 | 663 | 12 | 3 | 18 | 1 | 2 | | | | | |

| | | | | | | | | | | | | |
|---|---|---|---|---|---|---|---|---|---|---|---|---|
| Grand Rapids, Ward 1, Precinct 10 | 373 | 636 | 17 | 1 | 8 | 4 | 1 | | | | | |
| Grand Rapids, Ward 1, Precinct 11 | 305 | 310 | 5 | 4 | 6 | 0 | 1 | | | | | |
| Grand Rapids, Ward 1, Precinct 12 | 150 | 532 | 17 | 11 | 8 | 1 | 1 | | | | | |
| Grand Rapids, Ward 1, Precinct 13 | 274 | 617 | 26 | 1 | 9 | 2 | 1 | | | | | |
| Grand Rapids, Ward 1, Precinct 14 | 412 | 789 | 36 | 6 | 12 | 4 | 0 | | | | | |
| Grand Rapids, Ward 1, Precinct 15 | 68 | 475 | 6 | 2 | 9 | 2 | 3 | | | | | |
| Grand Rapids, Ward 1, Precinct 16 | 96 | 543 | 11 | 1 | 12 | 4 | 0 | | | | | |
| Grand Rapids, Ward 1, Precinct 17 | 347 | 726 | 23 | 13 | 29 | 3 | 4 | | | | | |
| Grand Rapids, Ward 1, Precinct 18 | 38 | 365 | 7 | 2 | 7 | 1 | 4 | | | | | |
| Grand Rapids, Ward 1, Precinct 19 | 245 | 666 | 32 | 5 | 15 | 5 | 4 | | | | | |
| Grand Rapids, Ward 1, Precinct 20 | 780 | 769 | 21 | 6 | 14 | 4 | 7 | | | | | |
| Grand Rapids, Ward 1, Precinct 21 | 702 | 626 | 20 | 2 | 2 | 3 | 0 | | | | | |
| Grand Rapids, Ward 1, Precinct 22 | 32 | 184 | 7 | 2 | 3 | 2 | 1 | | | | | |
| Grand Rapids, Ward 1, Precinct 23 | 664 | 629 | 23 | 2 | 5 | 1 | 2 | | | | | |
| Grand Rapids, Ward 1, Precinct 24 | 41 | 404 | 8 | 6 | 13 | 1 | 0 | | | | | |
| Grand Rapids, Ward 2, Precinct 25 | 129 | 620 | 23 | 4 | 13 | 2 | 0 | | | | | |
| Grand Rapids, Ward 2, Precinct 26 | 311 | 658 | 15 | 2 | 10 | 2 | 1 | | | | | |
| Grand Rapids, Ward 2, Precinct 27 | 192 | 519 | 23 | 2 | 10 | 3 | 0 | | | | | |
| Grand Rapids, Ward 2, Precinct 28 | 299 | 798 | 26 | 13 | 8 | 3 | 1 | | | | | |
| Grand Rapids, Ward 2, Precinct 29 | 171 | 586 | 19 | 3 | 13 | 2 | 2 | | | | | |
| Grand Rapids, Ward 2, Precinct 30 | 325 | 870 | 25 | 5 | 8 | 4 | 1 | | | | | |
| Grand Rapids, Ward 2, Precinct 31 | 321 | 794 | 41 | 8 | 17 | 7 | 3 | | | | | |
| Grand Rapids, Ward 2, Precinct 32 | 173 | 535 | 17 | 4 | 9 | 2 | 0 | | | | | |
| Grand Rapids, Ward 2, Precinct 33 | 151 | 562 | 17 | 0 | 3 | 0 | 2 | | | | | |
| Grand Rapids, Ward 2, Precinct 34 | 364 | 827 | 15 | 7 | 10 | 4 | 0 | | | | | |
| Grand Rapids, Ward 2, Precinct 35 | 523 | 775 | 22 | 6 | 13 | 3 | 1 | | | | | |
| Grand Rapids, Ward 2, Precinct 36 | 189 | 331 | 15 | 4 | 6 | 2 | 2 | | | | | |
| Grand Rapids, Ward 2, Precinct 37 | 597 | 969 | 29 | 5 | 12 | 4 | 2 | | | | | |
| Grand Rapids, Ward 2, Precinct 38 | 344 | 1,006 | 44 | 5 | 23 | 5 | 3 | | | | | |
| Grand Rapids, Ward 2, Precinct 39 | 70 | 511 | 9 | 0 | 3 | 1 | 0 | | | | | |
| Grand Rapids, Ward 2, Precinct 40 | 173 | 996 | 21 | 1 | 13 | 2 | 0 | | | | | |
| Grand Rapids, Ward 2, Precinct 41 | 974 | 1,623 | 72 | 14 | 22 | 14 | 9 | | | | | |
| Grand Rapids, Ward 2, Precinct 42 | 435 | 869 | 21 | 6 | 10 | 7 | 1 | | | | | |
| Grand Rapids, Ward 2, Precinct 43 | 432 | 659 | 15 | 2 | 15 | 0 | 1 | | | | | |
| Grand Rapids, Ward 2, Precinct 44 | 521 | 688 | 16 | 6 | 5 | 2 | 2 | | | | | |
| Grand Rapids, Ward 2, Precinct 45 | 678 | 764 | 24 | 2 | 8 | 4 | 1 | | | | | |
| Grand Rapids, Ward 2, Precinct 46 | 456 | 732 | 27 | 10 | 6 | 1 | 1 | | | | | |
| Grand Rapids, Ward 2, Precinct 47 | 456 | 776 | 19 | 1 | 5 | 1 | 2 | | | | | |
| Grand Rapids, Ward 2, Precinct 48 | 157 | 644 | 18 | 5 | 7 | 2 | 0 | | | | | |
| Grand Rapids, Ward 2, Precinct 49 | 181 | 902 | 21 | 4 | 12 | 2 | 0 | | | | | |
| Grand Rapids, Ward 2, Precinct 50 | 182 | 1,184 | 36 | 4 | 13 | 1 | 1 | | | | | |
| Grand Rapids, Ward 3, Precinct 51 | 246 | 594 | 17 | 8 | 5 | 3 | 2 | | | | | |
| Grand Rapids, Ward 3, Precinct 52 | 49 | 450 | 6 | 4 | 4 | 3 | 0 | | | | | |
| Grand Rapids, Ward 3, Precinct 53 | 832 | 849 | 30 | 3 | 7 | 1 | 1 | | | | | |
| Grand Rapids, Ward 3, Precinct 54 | 447 | 545 | 12 | 4 | 4 | 0 | 0 | | | | | |
| Grand Rapids, Ward 3, Precinct 55 | 535 | 872 | 14 | 2 | 9 | 0 | 2 | | | | | |
| Grand Rapids, Ward 3, Precinct 56 | 494 | 743 | 18 | 6 | 10 | 1 | 0 | | | | | |
| Grand Rapids, Ward 3, Precinct 57 | 252 | 528 | 6 | 3 | 5 | 0 | 0 | | | | | |
| Grand Rapids, Ward 3, Precinct 58 | 438 | 650 | 15 | 4 | 10 | 2 | 1 | | | | | |
| Grand Rapids, Ward 3, Precinct 59 | 482 | 1,079 | 18 | 3 | 7 | 2 | 0 | | | | | |
| Grand Rapids, Ward 3, Precinct 60 | 135 | 1,150 | 12 | 2 | 16 | 2 | 2 | | | | | |
| Grand Rapids, Ward 3, Precinct 61 | 103 | 438 | 9 | 5 | 2 | 0 | 0 | | | | | |
| Grand Rapids, Ward 3, Precinct 62 | 127 | 680 | 16 | 2 | 8 | 5 | 1 | | | | | |
| Grand Rapids, Ward 3, Precinct 63 | 97 | 753 | 10 | 2 | 10 | 2 | 2 | | | | | |
| Grand Rapids, Ward 3, Precinct 64 | 187 | 663 | 9 | 5 | 11 | 2 | 0 | | | | | |
| Grand Rapids, Ward 3, Precinct 65 | 252 | 679 | 11 | 6 | 4 | 0 | 1 | | | | | |
| Grand Rapids, Ward 3, Precinct 66 | 49 | 728 | 12 | 4 | 4 | 2 | 1 | | | | | |
| Grand Rapids, Ward 3, Precinct 67 | 61 | 929 | 11 | 3 | 3 | 2 | 1 | | | | | |
| Grand Rapids, Ward 3, Precinct 68 | 219 | 883 | 16 | 2 | 6 | 0 | 0 | | | | | |
| Grand Rapids, Ward 3, Precinct 69 | 464 | 494 | 6 | 3 | 4 | 0 | 1 | | | | | |
| Grand Rapids, Ward 3, Precinct 70 | 24 | 596 | 4 | 5 | 8 | 3 | 2 | | | | | |
| Grand Rapids, Ward 3, Precinct 71 | 161 | 762 | 11 | 2 | 10 | 1 | 3 | | | | | |
| Grand Rapids, Ward 3, Precinct 72 | 152 | 437 | 8 | 2 | 1 | 0 | 0 | | | | | |
| Grand Rapids, Ward 3, Precinct 73 | 242 | 494 | 13 | 2 | 2 | 0 | 0 | | | | | |
| Grand Rapids, Ward 3, Precinct 74 | 194 | 566 | 24 | 3 | 10 | 1 | 1 | | | | | |
| Grand Rapids, Ward 3, Precinct 75 | 72 | 498 | 12 | 5 | 9 | 1 | 0 | | | | | |
| Grand Rapids, Ward 3, Precinct 76 | 38 | 583 | 8 | 8 | 4 | 2 | 0 | | | | | |
| Grand Rapids, Ward 3, Precinct 77 | 271 | 622 | 9 | 3 | 5 | 1 | 1 | | | | | |
| Grandville, Precinct 1 | 539 | 444 | 17 | 7 | 12 | 2 | 2 | | | | | |
| Grandville, Precinct 2 | 648 | 534 | 21 | 5 | 11 | 1 | 1 | | | | | |
| Grandville, Precinct 3 | 796 | 519 | 39 | 8 | 7 | 3 | 2 | | | | | |
| Grandville, Precinct 4 | 853 | 580 | 22 | 9 | 9 | 1 | 1 | | | | | |
| Grandville, Precinct 5 | 881 | 567 | 14 | 7 | 5 | 0 | 3 | | | | | |
| Grandville, Precinct 6 | 699 | 440 | 20 | 3 | 4 | 4 | 3 | | | | | |
| Kentwood, Ward 1, Precinct 1 | 443 | 532 | 9 | 7 | 3 | 2 | 1 | | | | | |
| Kentwood, Ward 1, Precinct 2 | 709 | 912 | 41 | 10 | 17 | 3 | 4 | | | | | |
| Kentwood, Ward 1, Precinct 3 | 428 | 502 | 14 | 6 | 2 | 2 | 3 | | | | | |
| Kentwood, Ward 1, Precinct 4 | 231 | 382 | 13 | 4 | 9 | 1 | 2 | | | | | |
| Kentwood, Ward 1, Precinct 5 | 290 | 321 | 14 | 4 | 8 | 0 | 2 | | | | | |
| Kentwood, Ward 1, Precinct 6 | 463 | 564 | 12 | 11 | 13 | 4 | 1 | | | | | |
| Kentwood, Ward 1, Precinct 7 | 380 | 649 | 20 | 7 | 10 | 2 | 1 | | | | | |

| | | | | | | | | | | | | | |
|---|---|---|---|---|---|---|---|---|---|---|---|---|---|
| Kentwood, Ward 1, Precinct 8 | 730 | 797 | 18 | 3 | 8 | 2 | 4 | | | | | | |
| Kentwood, Ward 1, Precinct 9 | 425 | 666 | 19 | 8 | 9 | 6 | 0 | | | | | | |
| Kentwood, Ward 2, Precinct 10 | 569 | 783 | 22 | 6 | 7 | 1 | 1 | | | | | | |
| Kentwood, Ward 2, Precinct 11 | 709 | 992 | 19 | 7 | 7 | 1 | 1 | | | | | | |
| Kentwood, Ward 2, Precinct 12 | 313 | 576 | 16 | 5 | 10 | 0 | 0 | | | | | | |
| Kentwood, Ward 2, Precinct 13 | 550 | 618 | 11 | 3 | 5 | 2 | 0 | | | | | | |
| Kentwood, Ward 2, Precinct 14 | 214 | 274 | 9 | 3 | 9 | 1 | 0 | | | | | | |
| Kentwood, Ward 2, Precinct 15 | 299 | 876 | 18 | 5 | 18 | 1 | 4 | | | | | | |
| Kentwood, Ward 2, Precinct 16 | 825 | 951 | 17 | 4 | 12 | 4 | 3 | | | | | | |
| Kentwood, Ward 2, Precinct 17 | 232 | 506 | 6 | 0 | 8 | 2 | 0 | | | | | | |
| Kentwood, Ward 2, Precinct 18 | 299 | 646 | 21 | 2 | 15 | 2 | 1 | | | | | | |
| Lowell, Precinct 1 | 425 | 484 | 33 | 4 | 8 | 4 | 4 | | | | | | |
| Lowell, Precinct 2 | 370 | 331 | 15 | 6 | 6 | 1 | 1 | | | | | | |
| Rockford, Precinct 1 | 564 | 591 | 17 | 10 | 5 | 0 | 3 | | | | | | |
| Rockford, Precinct 2 | 829 | 826 | 36 | 12 | 8 | 2 | 1 | | | | | | |
| Walker, Ward 1, Precinct 1 | 352 | 586 | 28 | 5 | 12 | 3 | 3 | | | | | | |
| Walker, Ward 1, Precinct 2 | 593 | 533 | 19 | 5 | 10 | 1 | 1 | | | | | | |
| Walker, Ward 1, Precinct 3 | 575 | 673 | 32 | 6 | 10 | 5 | 2 | | | | | | |
| Walker, Ward 2, Precinct 4 | 902 | 624 | 16 | 3 | 9 | 2 | 1 | | | | | | |
| Walker, Ward 2, Precinct 5 | 720 | 566 | 22 | 8 | 10 | 4 | 0 | | | | | | |
| Walker, Ward 2, Precinct 6 | 611 | 510 | 21 | 13 | 11 | 4 | 3 | | | | | | |
| Walker, Ward 3, Precinct 7 | 645 | 631 | 34 | 6 | 11 | 2 | 3 | | | | | | |
| Walker, Ward 3, Precinct 8 | 772 | 446 | 18 | 4 | 6 | 2 | 4 | | | | | | |
| Walker, Ward 3, Precinct 9 | 632 | 595 | 24 | 5 | 10 | 0 | 1 | | | | | | |
| Wyoming, Ward 1, Precinct 1 | 341 | 534 | 15 | 10 | 4 | 3 | 0 | | | | | | |
| Wyoming, Ward 1, Precinct 2 | 192 | 302 | 7 | 7 | 14 | 4 | 1 | | | | | | |
| Wyoming, Ward 1, Precinct 3 | 315 | 576 | 18 | 7 | 10 | 4 | 2 | | | | | | |
| Wyoming, Ward 1, Precinct 4 | 479 | 548 | 15 | 2 | 14 | 3 | 2 | | | | | | |
| Wyoming, Ward 1, Precinct 5 | 394 | 575 | 22 | 11 | 11 | 4 | 4 | | | | | | |
| Wyoming, Ward 1, Precinct 6 | 265 | 411 | 21 | 13 | 7 | 1 | 2 | | | | | | |
| Wyoming, Ward 1, Precinct 7 | 612 | 482 | 24 | 9 | 6 | 3 | 1 | | | | | | |
| Wyoming, Ward 1, Precinct 8 | 254 | 288 | 18 | 4 | 4 | 0 | 1 | | | | | | |
| Wyoming, Ward 1, Precinct 9 | 368 | 594 | 13 | 16 | 13 | 7 | 1 | | | | | | |
| Wyoming, Ward 2, Precinct 10 | 231 | 396 | 10 | 4 | 12 | 4 | 0 | | | | | | |
| Wyoming, Ward 2, Precinct 11 | 152 | 376 | 18 | 4 | 10 | 4 | 1 | | | | | | |
| Wyoming, Ward 2, Precinct 12 | 171 | 301 | 12 | 3 | 6 | 4 | 1 | | | | | | |
| Wyoming, Ward 2, Precinct 13 | 364 | 453 | 17 | 11 | 14 | 5 | 0 | | | | | | |
| Wyoming, Ward 2, Precinct 14 | 329 | 299 | 14 | 4 | 8 | 2 | 0 | | | | | | |
| Wyoming, Ward 2, Precinct 15 | 219 | 279 | 21 | 2 | 2 | 0 | 0 | | | | | | |
| Wyoming, Ward 2, Precinct 16 | 355 | 373 | 17 | 4 | 9 | 2 | 3 | | | | | | |
| Wyoming, Ward 2, Precinct 17 | 252 | 503 | 16 | 3 | 12 | 1 | 1 | | | | | | |
| Wyoming, Ward 2, Precinct 18 | 276 | 359 | 15 | 3 | 6 | 2 | 0 | | | | | | |
| Wyoming, Ward 2, Precinct 19 | 420 | 563 | 29 | 6 | 12 | 3 | 3 | | | | | | |
| Wyoming, Ward 2, Precinct 20 | 408 | 527 | 29 | 13 | 7 | 2 | 3 | | | | | | |
| Wyoming, Ward 3, Precinct 21 | 606 | 585 | 31 | 5 | 12 | 5 | 1 | | | | | | |
| Wyoming, Ward 3, Precinct 22 | 352 | 390 | 11 | 8 | 7 | 1 | 0 | | | | | | |
| Wyoming, Ward 3, Precinct 23 | 390 | 607 | 28 | 4 | 18 | 1 | 1 | | | | | | |
| Wyoming, Ward 3, Precinct 24 | 547 | 595 | 28 | 7 | 5 | 4 | 1 | | | | | | |
| Wyoming, Ward 3, Precinct 25 | 681 | 453 | 21 | 4 | 5 | 0 | 0 | | | | | | |
| Wyoming, Ward 3, Precinct 26 | 371 | 386 | 18 | 3 | 1 | 0 | 3 | | | | | | |
| Wyoming, Ward 3, Precinct 27 | 404 | 336 | 16 | 2 | 5 | 2 | 0 | | | | | | |
| Wyoming, Ward 3, Precinct 28 | 767 | 535 | 16 | 6 | 9 | 2 | 1 | | | | | | |
| Wyoming, Ward 3, Precinct 29 | 627 | 446 | 12 | 4 | 4 | 1 | 0 | | | | | | |
| Wyoming, Ward 3, Precinct 30 | 853 | 514 | 15 | 5 | 5 | 0 | 1 | | | | | | |
| Courtland Township, Precinct 1 | 840 | 545 | 20 | 8 | 6 | 1 | 3 | | | | | | |
| Courtland Township, Precinct 2 | 952 | 500 | 22 | 11 | 8 | 3 | 1 | | | | | | |
| Courtland Township, Precinct 3 | 888 | 487 | 18 | 7 | 8 | 4 | 3 | | | | | | |
| Gaines Charter Township, Precinct 1 | 1,077 | 386 | 15 | 7 | 12 | 1 | 0 | | | | | | |
| Gaines Charter Township, Precinct 2 | 602 | 441 | 19 | 2 | 0 | 2 | 0 | | | | | | |
| Gaines Charter Township, Precinct 3 | 793 | 428 | 23 | 7 | 6 | 2 | 1 | | | | | | |
| Gaines Charter Township, Precinct 4 | 513 | 579 | 32 | 14 | 22 | 3 | 4 | | | | | | |
| Gaines Charter Township, Precinct 5 | 347 | 556 | 13 | 3 | 10 | 2 | 1 | | | | | | |
| Gaines Charter Township, Precinct 6 | 911 | 440 | 14 | 5 | 2 | 2 | 1 | | | | | | |
| Gaines Charter Township, Precinct 7 | 1,151 | 604 | 22 | 9 | 7 | 2 | 0 | | | | | | |
| Gaines Charter Township, Precinct 8 | 863 | 514 | 19 | 7 | 7 | 2 | 2 | | | | | | |
| Gaines Charter Township, Precinct 9 | 536 | 574 | 13 | 0 | 4 | 0 | 1 | | | | | | |
| Grand Rapids Charter Township, Precinct 1 | 616 | 430 | 12 | 1 | 8 | 1 | 0 | | | | | | |
| Grand Rapids Charter Township, Precinct 2 | 374 | 345 | 10 | 0 | 2 | 1 | 0 | | | | | | |
| Grand Rapids Charter Township, Precinct 3 | 637 | 685 | 13 | 3 | 3 | 0 | 1 | | | | | | |
| Grand Rapids Charter Township, Precinct 4 | 597 | 632 | 15 | 3 | 6 | 1 | 2 | | | | | | |
| Grand Rapids Charter Township, Precinct 5 | 617 | 712 | 17 | 2 | 4 | 2 | 0 | | | | | | |
| Grand Rapids Charter Township, Precinct 6 | 636 | 588 | 23 | 5 | 9 | 4 | 1 | | | | | | |
| Grand Rapids Charter Township, Precinct 7 | 338 | 309 | 11 | 1 | 5 | 1 | 1 | | | | | | |
| Grand Rapids Charter Township, Precinct 8 | 651 | 612 | 14 | 3 | 6 | 1 | 1 | | | | | | |
| Grand Rapids Charter Township, Precinct 9 | 517 | 349 | 9 | 3 | 2 | 0 | 2 | | | | | | |
| Grattan Township, Precinct 1 | 638 | 321 | 16 | 4 | 3 | 1 | 1 | | | | | | |
| Grattan Township, Precinct 2 | 617 | 479 | 10 | 5 | 7 | 6 | 0 | | | | | | |
| Lowell Charter Township, Precinct 1 | 991 | 595 | 31 | 11 | 10 | 3 | 0 | | | | | | |
| Lowell Charter Township, Precinct 2 | 693 | 571 | 46 | 6 | 16 | 4 | 3 | | | | | | |
| Nelson Township, Precinct 1 | 656 | 395 | 25 | 9 | 11 | 5 | 2 | | | | | | |
| Nelson Township, Precinct 2 | 592 | 331 | 12 | 8 | 6 | 1 | 2 | | | | | | |

| | | | | | | | | | | | | |
|---|---|---|---|---|---|---|---|---|---|---|---|---|
| Oakfield Township, Precinct 1 | 547 | 397 | 17 | 8 | 5 | 0 | 0 | | | | | |
| Oakfield Township, Precinct 2 | 646 | 389 | 12 | 6 | 9 | 3 | 0 | | | | | |
| Oakfield Township, Precinct 3 | 435 | 313 | 16 | 6 | 5 | 0 | 1 | | | | | |
| Plainfield Charter Township, Precinct 1 | 1,076 | 793 | 25 | 10 | 13 | 3 | 1 | | | | | |
| Plainfield Charter Township, Precinct 2 | 767 | 608 | 22 | 7 | 10 | 1 | 7 | | | | | |
| Plainfield Charter Township, Precinct 3 | 543 | 596 | 36 | 9 | 12 | 2 | 0 | | | | | |
| Plainfield Charter Township, Precinct 4 | 686 | 714 | 31 | 6 | 7 | 3 | 2 | | | | | |
| Plainfield Charter Township, Precinct 5 | 643 | 671 | 32 | 18 | 10 | 2 | 4 | | | | | |
| Plainfield Charter Township, Precinct 6 | 1,149 | 814 | 32 | 12 | 14 | 2 | 3 | | | | | |
| Plainfield Charter Township, Precinct 7 | 1,084 | 810 | 30 | 5 | 3 | 2 | 1 | | | | | |
| Plainfield Charter Township, Precinct 8 | 905 | 925 | 34 | 9 | 9 | 5 | 2 | | | | | |
| Plainfield Charter Township, Precinct 9 | 832 | 714 | 25 | 10 | 13 | 1 | 1 | | | | | |
| Plainfield Charter Township, Precinct 10 | 743 | 559 | 18 | 1 | 10 | 3 | 2 | | | | | |
| Plainfield Charter Township, Precinct 11 | 697 | 539 | 24 | 14 | 5 | 0 | 0 | | | | | |
| Solon Township, Precinct 1 | 648 | 388 | 27 | 14 | 2 | 1 | 0 | | | | | |
| Solon Township, Precinct 2 | 1,013 | 532 | 40 | 8 | 13 | 7 | 1 | | | | | |
| Sparta Township, Precinct 1 | 832 | 691 | 51 | 26 | 18 | 4 | 2 | | | | | |
| Sparta Township, Precinct 2 | 576 | 302 | 11 | 5 | 7 | 3 | 0 | | | | | |
| Sparta Township, Precinct 3 | 660 | 408 | 25 | 11 | 8 | 7 | 1 | | | | | |
| Spencer Township, Precinct 1 | 1,096 | 628 | 28 | 12 | 14 | 5 | 6 | | | | | |
| Tyrone Township, Precinct 1 | 684 | 322 | 16 | 13 | 10 | 4 | 3 | | | | | |
| Tyrone Township, Precinct 2 | 516 | 273 | 7 | 4 | 5 | 1 | 3 | | | | | |
| Vergennes Township, Precinct 1 | 851 | 463 | 24 | 3 | 5 | 4 | 1 | | | | | |
| Vergennes Township, Precinct 2 | 683 | 443 | 16 | 3 | 4 | 4 | 1 | | | | | |
| **Total** | **129,988** | **141,629** | **4,773** | **1,357** | **2,014** | **527** | **327** | | | | | |
| | | | | | | | | | | | | |
| | | | | | | | | | | | | |
| **Secretary of State (Vote for 1)** | | | | | | | | | | | | |
| Precinct | Mary Treder Lang - REP | Jocelyn Benson - DEM | Gregory Scott Stempfle - LIB | Robert Gale - UST | Write-in | | | | | | | |
| Ada Township, Precinct 1 | 439 | 396 | 13 | 6 | 2 | | | | | | | |
| Ada Township, Precinct 2 | 809 | 709 | 22 | 4 | 2 | | | | | | | |
| Ada Township, Precinct 3 | 530 | 366 | 17 | 6 | 2 | | | | | | | |
| Ada Township, Precinct 4 | 494 | 262 | 11 | 4 | 0 | | | | | | | |
| Ada Township, Precinct 5 | 848 | 468 | 28 | 6 | 3 | | | | | | | |
| Ada Township, Precinct 6 | 308 | 271 | 16 | 0 | 2 | | | | | | | |
| Ada Township, Precinct 7 | 396 | 368 | 15 | 1 | 1 | | | | | | | |
| Ada Township, Precinct 8 | 439 | 343 | 16 | 2 | 0 | | | | | | | |
| Algoma Township, Precinct 1 | 516 | 255 | 19 | 17 | 0 | | | | | | | |
| Algoma Township, Precinct 2 | 681 | 344 | 17 | 13 | 1 | | | | | | | |
| Algoma Township, Precinct 3 | 687 | 365 | 21 | 14 | 1 | | | | | | | |
| Algoma Township, Precinct 4 | 585 | 423 | 37 | 15 | 0 | | | | | | | |
| Algoma Township, Precinct 5 | 795 | 559 | 31 | 12 | 0 | | | | | | | |
| Alpine Township, Precinct 1 | 399 | 253 | 15 | 5 | 0 | | | | | | | |
| Alpine Township, Precinct 2 | 351 | 425 | 29 | 9 | 1 | | | | | | | |
| Alpine Township, Precinct 3 | 702 | 699 | 36 | 20 | 5 | | | | | | | |
| Alpine Township, Precinct 4 | 620 | 484 | 21 | 9 | 1 | | | | | | | |
| Alpine Township, Precinct 5 | 409 | 240 | 22 | 11 | 0 | | | | | | | |
| Alpine Township, Precinct 6 | 148 | 456 | 33 | 13 | 1 | | | | | | | |
| Bowne Township, Precinct 1 | 1,188 | 410 | 28 | 14 | 0 | | | | | | | |
| Byron Township, Precinct 1 | 1,269 | 387 | 40 | 17 | 3 | | | | | | | |
| Byron Township, Precinct 2 | 1,330 | 546 | 27 | 10 | 0 | | | | | | | |
| Byron Township, Precinct 3 | 485 | 535 | 30 | 28 | 2 | | | | | | | |
| Byron Township, Precinct 4 | 1,141 | 321 | 23 | 14 | 0 | | | | | | | |
| Byron Township, Precinct 5 | 1,295 | 365 | 29 | 8 | 1 | | | | | | | |
| Byron Township, Precinct 6 | 695 | 328 | 24 | 8 | 0 | | | | | | | |
| Byron Township, Precinct 7 | 929 | 475 | 28 | 7 | 2 | | | | | | | |
| Byron Township, Precinct 8 | 881 | 572 | 29 | 12 | 0 | | | | | | | |
| Caledonia Township, Precinct 1 | 438 | 279 | 15 | 7 | 0 | | | | | | | |
| Caledonia Township, Precinct 2 | 967 | 445 | 27 | 9 | 0 | | | | | | | |
| Caledonia Township, Precinct 3 | 959 | 434 | 37 | 19 | 0 | | | | | | | |
| Caledonia Township, Precinct 4 | 639 | 274 | 20 | 5 | 0 | | | | | | | |
| Caledonia Township, Precinct 5 | 1,017 | 494 | 24 | 12 | 1 | | | | | | | |
| Caledonia Township, Precinct 6 | 718 | 501 | 18 | 13 | 1 | | | | | | | |
| Cannon Township, Precinct 1 | 913 | 533 | 33 | 9 | 0 | | | | | | | |
| Cannon Township, Precinct 2 | 812 | 456 | 34 | 12 | 0 | | | | | | | |
| Cannon Township, Precinct 3 | 658 | 453 | 30 | 6 | 2 | | | | | | | |
| Cannon Township, Precinct 4 | 959 | 577 | 27 | 9 | 1 | | | | | | | |
| Cannon Township, Precinct 5 | 722 | 366 | 23 | 9 | 2 | | | | | | | |
| Cannon Township, Precinct 6 | 825 | 454 | 22 | 9 | 0 | | | | | | | |
| Cascade Charter Township, Precinct 1 | 635 | 373 | 12 | 3 | 0 | | | | | | | |
| Cascade Charter Township, Precinct 2 | 704 | 500 | 19 | 1 | 2 | | | | | | | |
| Cascade Charter Township, Precinct 3 | 456 | 365 | 11 | 3 | 0 | | | | | | | |
| Cascade Charter Township, Precinct 4 | 687 | 526 | 21 | 2 | 0 | | | | | | | |
| Cascade Charter Township, Precinct 5 | 1,023 | 624 | 22 | 12 | 0 | | | | | | | |
| Cascade Charter Township, Precinct 6 | 531 | 519 | 19 | 5 | 1 | | | | | | | |
| Cascade Charter Township, Precinct 7 | 434 | 329 | 13 | 4 | 0 | | | | | | | |
| Cascade Charter Township, Precinct 8 | 509 | 488 | 14 | 5 | 0 | | | | | | | |
| Cascade Charter Township, Precinct 9 | 585 | 465 | 24 | 5 | 0 | | | | | | | |
| Cascade Charter Township, Precinct 10 | 564 | 361 | 20 | 7 | 1 | | | | | | | |

| | | | | | | | | | | | | | |
|---|---|---|---|---|---|---|---|---|---|---|---|---|---|
| Cedar Springs, Precinct 1 | 582 | 416 | 35 | 21 | 2 | | | | | | | | |
| East Grand Rapids, Ward 1, Precinct 1 | 428 | 678 | 16 | 1 | 0 | | | | | | | | |
| East Grand Rapids, Ward 1, Precinct 2 | 492 | 614 | 13 | 2 | 0 | | | | | | | | |
| East Grand Rapids, Ward 2, Precinct 3 | 429 | 653 | 8 | 1 | 0 | | | | | | | | |
| East Grand Rapids, Ward 2, Precinct 4 | 385 | 623 | 22 | 2 | 1 | | | | | | | | |
| East Grand Rapids, Ward 3, Precinct 5 | 370 | 678 | 17 | 3 | 0 | | | | | | | | |
| East Grand Rapids, Ward 3, Precinct 6 | 344 | 734 | 12 | 3 | 0 | | | | | | | | |
| Grand Rapids, Ward 1, Precinct 1 | 268 | 729 | 41 | 18 | 5 | | | | | | | | |
| Grand Rapids, Ward 1, Precinct 2 | 104 | 372 | 17 | 10 | 0 | | | | | | | | |
| Grand Rapids, Ward 1, Precinct 3 | 419 | 871 | 17 | 5 | 1 | | | | | | | | |
| Grand Rapids, Ward 1, Precinct 4 | 240 | 862 | 26 | 10 | 1 | | | | | | | | |
| Grand Rapids, Ward 1, Precinct 5 | 167 | 466 | 24 | 7 | 0 | | | | | | | | |
| Grand Rapids, Ward 1, Precinct 6 | 615 | 766 | 21 | 9 | 2 | | | | | | | | |
| Grand Rapids, Ward 1, Precinct 7 | 278 | 298 | 19 | 10 | 1 | | | | | | | | |
| Grand Rapids, Ward 1, Precinct 8 | 320 | 549 | 32 | 6 | 2 | | | | | | | | |
| Grand Rapids, Ward 1, Precinct 9 | 199 | 640 | 24 | 7 | 4 | | | | | | | | |
| Grand Rapids, Ward 1, Precinct 10 | 360 | 643 | 24 | 7 | 0 | | | | | | | | |
| Grand Rapids, Ward 1, Precinct 11 | 299 | 306 | 13 | 4 | 1 | | | | | | | | |
| Grand Rapids, Ward 1, Precinct 12 | 152 | 525 | 23 | 15 | 0 | | | | | | | | |
| Grand Rapids, Ward 1, Precinct 13 | 271 | 611 | 25 | 9 | 2 | | | | | | | | |
| Grand Rapids, Ward 1, Precinct 14 | 408 | 777 | 42 | 19 | 0 | | | | | | | | |
| Grand Rapids, Ward 1, Precinct 15 | 67 | 479 | 6 | 10 | 1 | | | | | | | | |
| Grand Rapids, Ward 1, Precinct 16 | 96 | 547 | 14 | 9 | 0 | | | | | | | | |
| Grand Rapids, Ward 1, Precinct 17 | 374 | 696 | 36 | 22 | 4 | | | | | | | | |
| Grand Rapids, Ward 1, Precinct 18 | 38 | 367 | 8 | 7 | 5 | | | | | | | | |
| Grand Rapids, Ward 1, Precinct 19 | 252 | 642 | 44 | 14 | 3 | | | | | | | | |
| Grand Rapids, Ward 1, Precinct 20 | 778 | 767 | 28 | 13 | 3 | | | | | | | | |
| Grand Rapids, Ward 1, Precinct 21 | 696 | 604 | 30 | 7 | 0 | | | | | | | | |
| Grand Rapids, Ward 1, Precinct 22 | 36 | 189 | 3 | 3 | 0 | | | | | | | | |
| Grand Rapids, Ward 1, Precinct 23 | 656 | 616 | 24 | 3 | 1 | | | | | | | | |
| Grand Rapids, Ward 1, Precinct 24 | 35 | 403 | 11 | 9 | 2 | | | | | | | | |
| Grand Rapids, Ward 2, Precinct 25 | 120 | 631 | 27 | 7 | 0 | | | | | | | | |
| Grand Rapids, Ward 2, Precinct 26 | 312 | 642 | 26 | 3 | 2 | | | | | | | | |
| Grand Rapids, Ward 2, Precinct 27 | 191 | 511 | 30 | 11 | 1 | | | | | | | | |
| Grand Rapids, Ward 2, Precinct 28 | 300 | 772 | 43 | 18 | 2 | | | | | | | | |
| Grand Rapids, Ward 2, Precinct 29 | 162 | 573 | 28 | 18 | 1 | | | | | | | | |
| Grand Rapids, Ward 2, Precinct 30 | 327 | 863 | 32 | 7 | 1 | | | | | | | | |
| Grand Rapids, Ward 2, Precinct 31 | 306 | 796 | 56 | 12 | 1 | | | | | | | | |
| Grand Rapids, Ward 2, Precinct 32 | 159 | 538 | 33 | 3 | 0 | | | | | | | | |
| Grand Rapids, Ward 2, Precinct 33 | 152 | 548 | 20 | 2 | 0 | | | | | | | | |
| Grand Rapids, Ward 2, Precinct 34 | 355 | 825 | 29 | 9 | 0 | | | | | | | | |
| Grand Rapids, Ward 2, Precinct 35 | 526 | 770 | 22 | 9 | 0 | | | | | | | | |
| Grand Rapids, Ward 2, Precinct 36 | 177 | 332 | 18 | 10 | 2 | | | | | | | | |
| Grand Rapids, Ward 2, Precinct 37 | 589 | 949 | 39 | 15 | 2 | | | | | | | | |
| Grand Rapids, Ward 2, Precinct 38 | 355 | 979 | 47 | 16 | 3 | | | | | | | | |
| Grand Rapids, Ward 2, Precinct 39 | 74 | 485 | 24 | 7 | 0 | | | | | | | | |
| Grand Rapids, Ward 2, Precinct 40 | 186 | 972 | 38 | 2 | 0 | | | | | | | | |
| Grand Rapids, Ward 2, Precinct 41 | 1,007 | 1,569 | 86 | 24 | 8 | | | | | | | | |
| Grand Rapids, Ward 2, Precinct 42 | 445 | 839 | 29 | 11 | 0 | | | | | | | | |
| Grand Rapids, Ward 2, Precinct 43 | 428 | 643 | 26 | 10 | 3 | | | | | | | | |
| Grand Rapids, Ward 2, Precinct 44 | 512 | 676 | 30 | 11 | 2 | | | | | | | | |
| Grand Rapids, Ward 2, Precinct 45 | 682 | 749 | 25 | 7 | 1 | | | | | | | | |
| Grand Rapids, Ward 2, Precinct 46 | 467 | 716 | 31 | 16 | 1 | | | | | | | | |
| Grand Rapids, Ward 2, Precinct 47 | 453 | 768 | 22 | 7 | 1 | | | | | | | | |
| Grand Rapids, Ward 2, Precinct 48 | 158 | 635 | 21 | 12 | 1 | | | | | | | | |
| Grand Rapids, Ward 2, Precinct 49 | 198 | 860 | 39 | 5 | 0 | | | | | | | | |
| Grand Rapids, Ward 2, Precinct 50 | 206 | 1,162 | 32 | 6 | 1 | | | | | | | | |
| Grand Rapids, Ward 3, Precinct 51 | 246 | 588 | 19 | 20 | 0 | | | | | | | | |
| Grand Rapids, Ward 3, Precinct 52 | 51 | 429 | 20 | 7 | 0 | | | | | | | | |
| Grand Rapids, Ward 3, Precinct 53 | 840 | 819 | 33 | 6 | 0 | | | | | | | | |
| Grand Rapids, Ward 3, Precinct 54 | 467 | 524 | 11 | 3 | 0 | | | | | | | | |
| Grand Rapids, Ward 3, Precinct 55 | 554 | 836 | 20 | 5 | 2 | | | | | | | | |
| Grand Rapids, Ward 3, Precinct 56 | 496 | 737 | 26 | 5 | 0 | | | | | | | | |
| Grand Rapids, Ward 3, Precinct 57 | 255 | 524 | 5 | 4 | 0 | | | | | | | | |
| Grand Rapids, Ward 3, Precinct 58 | 450 | 644 | 17 | 3 | 0 | | | | | | | | |
| Grand Rapids, Ward 3, Precinct 59 | 485 | 1,050 | 29 | 6 | 1 | | | | | | | | |
| Grand Rapids, Ward 3, Precinct 60 | 154 | 1,124 | 27 | 5 | 0 | | | | | | | | |
| Grand Rapids, Ward 3, Precinct 61 | 111 | 428 | 15 | 0 | 0 | | | | | | | | |
| Grand Rapids, Ward 3, Precinct 62 | 118 | 675 | 26 | 10 | 0 | | | | | | | | |
| Grand Rapids, Ward 3, Precinct 63 | 94 | 747 | 14 | 13 | 1 | | | | | | | | |
| Grand Rapids, Ward 3, Precinct 64 | 176 | 652 | 25 | 10 | 1 | | | | | | | | |
| Grand Rapids, Ward 3, Precinct 65 | 258 | 659 | 22 | 7 | 0 | | | | | | | | |
| Grand Rapids, Ward 3, Precinct 66 | 52 | 723 | 16 | 8 | 2 | | | | | | | | |
| Grand Rapids, Ward 3, Precinct 67 | 61 | 933 | 14 | 8 | 1 | | | | | | | | |
| Grand Rapids, Ward 3, Precinct 68 | 235 | 868 | 13 | 4 | 0 | | | | | | | | |
| Grand Rapids, Ward 3, Precinct 69 | 472 | 475 | 14 | 2 | 0 | | | | | | | | |
| Grand Rapids, Ward 3, Precinct 70 | 28 | 598 | 12 | 8 | 2 | | | | | | | | |
| Grand Rapids, Ward 3, Precinct 71 | 162 | 751 | 18 | 6 | 2 | | | | | | | | |
| Grand Rapids, Ward 3, Precinct 72 | 156 | 422 | 10 | 3 | 0 | | | | | | | | |
| Grand Rapids, Ward 3, Precinct 73 | 248 | 483 | 15 | 2 | 0 | | | | | | | | |
| Grand Rapids, Ward 3, Precinct 74 | 203 | 549 | 26 | 5 | 2 | | | | | | | | |

| | | | | | | | | | | | | | |
|---|---|---|---|---|---|---|---|---|---|---|---|---|---|
| Grand Rapids, Ward 3, Precinct 75 | 84 | 483 | 18 | 6 | 1 | | | | | | | | |
| Grand Rapids, Ward 3, Precinct 76 | 36 | 585 | 10 | 5 | 1 | | | | | | | | |
| Grand Rapids, Ward 3, Precinct 77 | 281 | 602 | 13 | 3 | 2 | | | | | | | | |
| Grandville, Precinct 1 | 539 | 422 | 27 | 13 | 3 | | | | | | | | |
| Grandville, Precinct 2 | 650 | 513 | 29 | 6 | 1 | | | | | | | | |
| Grandville, Precinct 3 | 791 | 514 | 33 | 13 | 0 | | | | | | | | |
| Grandville, Precinct 4 | 853 | 562 | 35 | 8 | 1 | | | | | | | | |
| Grandville, Precinct 5 | 867 | 553 | 20 | 12 | 3 | | | | | | | | |
| Grandville, Precinct 6 | 702 | 429 | 21 | 7 | 2 | | | | | | | | |
| Kentwood, Ward 1, Precinct 1 | 435 | 521 | 18 | 13 | 1 | | | | | | | | |
| Kentwood, Ward 1, Precinct 2 | 697 | 908 | 50 | 16 | 5 | | | | | | | | |
| Kentwood, Ward 1, Precinct 3 | 440 | 487 | 14 | 10 | 0 | | | | | | | | |
| Kentwood, Ward 1, Precinct 4 | 223 | 376 | 24 | 11 | 0 | | | | | | | | |
| Kentwood, Ward 1, Precinct 5 | 287 | 317 | 22 | 8 | 1 | | | | | | | | |
| Kentwood, Ward 1, Precinct 6 | 456 | 556 | 27 | 19 | 1 | | | | | | | | |
| Kentwood, Ward 1, Precinct 7 | 363 | 658 | 20 | 20 | 0 | | | | | | | | |
| Kentwood, Ward 1, Precinct 8 | 733 | 785 | 26 | 8 | 1 | | | | | | | | |
| Kentwood, Ward 1, Precinct 9 | 411 | 683 | 27 | 10 | 2 | | | | | | | | |
| Kentwood, Ward 2, Precinct 10 | 586 | 754 | 25 | 4 | 0 | | | | | | | | |
| Kentwood, Ward 2, Precinct 11 | 728 | 954 | 24 | 10 | 0 | | | | | | | | |
| Kentwood, Ward 2, Precinct 12 | 324 | 559 | 23 | 7 | 0 | | | | | | | | |
| Kentwood, Ward 2, Precinct 13 | 544 | 618 | 10 | 7 | 1 | | | | | | | | |
| Kentwood, Ward 2, Precinct 14 | 221 | 268 | 8 | 5 | 0 | | | | | | | | |
| Kentwood, Ward 2, Precinct 15 | 312 | 861 | 25 | 9 | 4 | | | | | | | | |
| Kentwood, Ward 2, Precinct 16 | 840 | 921 | 24 | 11 | 1 | | | | | | | | |
| Kentwood, Ward 2, Precinct 17 | 237 | 500 | 12 | 3 | 0 | | | | | | | | |
| Kentwood, Ward 2, Precinct 18 | 290 | 639 | 37 | 7 | 3 | | | | | | | | |
| Lowell, Precinct 1 | 439 | 472 | 28 | 11 | 3 | | | | | | | | |
| Lowell, Precinct 2 | 360 | 327 | 24 | 10 | 2 | | | | | | | | |
| Rockford, Precinct 1 | 560 | 566 | 27 | 8 | 3 | | | | | | | | |
| Rockford, Precinct 2 | 813 | 798 | 53 | 12 | 0 | | | | | | | | |
| Walker, Ward 1, Precinct 1 | 349 | 571 | 34 | 19 | 4 | | | | | | | | |
| Walker, Ward 1, Precinct 2 | 582 | 532 | 24 | 9 | 0 | | | | | | | | |
| Walker, Ward 1, Precinct 3 | 580 | 642 | 42 | 20 | 5 | | | | | | | | |
| Walker, Ward 2, Precinct 4 | 870 | 616 | 24 | 16 | 1 | | | | | | | | |
| Walker, Ward 2, Precinct 5 | 722 | 534 | 27 | 17 | 0 | | | | | | | | |
| Walker, Ward 2, Precinct 6 | 605 | 496 | 35 | 21 | 1 | | | | | | | | |
| Walker, Ward 3, Precinct 7 | 651 | 605 | 40 | 8 | 3 | | | | | | | | |
| Walker, Ward 3, Precinct 8 | 766 | 433 | 25 | 12 | 1 | | | | | | | | |
| Walker, Ward 3, Precinct 9 | 626 | 583 | 31 | 11 | 0 | | | | | | | | |
| Wyoming, Ward 1, Precinct 1 | 353 | 503 | 27 | 16 | 2 | | | | | | | | |
| Wyoming, Ward 1, Precinct 2 | 186 | 302 | 13 | 15 | 3 | | | | | | | | |
| Wyoming, Ward 1, Precinct 3 | 315 | 555 | 27 | 16 | 0 | | | | | | | | |
| Wyoming, Ward 1, Precinct 4 | 461 | 544 | 25 | 9 | 4 | | | | | | | | |
| Wyoming, Ward 1, Precinct 5 | 377 | 588 | 27 | 20 | 1 | | | | | | | | |
| Wyoming, Ward 1, Precinct 6 | 254 | 422 | 19 | 14 | 2 | | | | | | | | |
| Wyoming, Ward 1, Precinct 7 | 617 | 475 | 20 | 12 | 0 | | | | | | | | |
| Wyoming, Ward 1, Precinct 8 | 248 | 276 | 21 | 14 | 1 | | | | | | | | |
| Wyoming, Ward 1, Precinct 9 | 348 | 590 | 38 | 22 | 2 | | | | | | | | |
| Wyoming, Ward 2, Precinct 10 | 226 | 402 | 17 | 9 | 0 | | | | | | | | |
| Wyoming, Ward 2, Precinct 11 | 152 | 373 | 22 | 7 | 3 | | | | | | | | |
| Wyoming, Ward 2, Precinct 12 | 172 | 301 | 14 | 6 | 2 | | | | | | | | |
| Wyoming, Ward 2, Precinct 13 | 366 | 447 | 26 | 15 | 0 | | | | | | | | |
| Wyoming, Ward 2, Precinct 14 | 330 | 293 | 19 | 10 | 0 | | | | | | | | |
| Wyoming, Ward 2, Precinct 15 | 220 | 272 | 13 | 11 | 0 | | | | | | | | |
| Wyoming, Ward 2, Precinct 16 | 362 | 353 | 25 | 6 | 4 | | | | | | | | |
| Wyoming, Ward 2, Precinct 17 | 250 | 485 | 24 | 10 | 1 | | | | | | | | |
| Wyoming, Ward 2, Precinct 18 | 275 | 340 | 23 | 7 | 0 | | | | | | | | |
| Wyoming, Ward 2, Precinct 19 | 426 | 553 | 26 | 20 | 2 | | | | | | | | |
| Wyoming, Ward 2, Precinct 20 | 379 | 544 | 41 | 17 | 2 | | | | | | | | |
| Wyoming, Ward 3, Precinct 21 | 578 | 602 | 31 | 8 | 3 | | | | | | | | |
| Wyoming, Ward 3, Precinct 22 | 357 | 383 | 13 | 10 | 0 | | | | | | | | |
| Wyoming, Ward 3, Precinct 23 | 401 | 582 | 33 | 20 | 3 | | | | | | | | |
| Wyoming, Ward 3, Precinct 24 | 531 | 586 | 42 | 12 | 2 | | | | | | | | |
| Wyoming, Ward 3, Precinct 25 | 675 | 444 | 25 | 5 | 0 | | | | | | | | |
| Wyoming, Ward 3, Precinct 26 | 388 | 364 | 16 | 5 | 3 | | | | | | | | |
| Wyoming, Ward 3, Precinct 27 | 399 | 336 | 17 | 2 | 0 | | | | | | | | |
| Wyoming, Ward 3, Precinct 28 | 760 | 521 | 20 | 13 | 1 | | | | | | | | |
| Wyoming, Ward 3, Precinct 29 | 628 | 434 | 16 | 10 | 1 | | | | | | | | |
| Wyoming, Ward 3, Precinct 30 | 864 | 487 | 19 | 4 | 1 | | | | | | | | |
| Courtland Township, Precinct 1 | 830 | 535 | 26 | 7 | 1 | | | | | | | | |
| Courtland Township, Precinct 2 | 975 | 453 | 25 | 22 | 1 | | | | | | | | |
| Courtland Township, Precinct 3 | 883 | 473 | 25 | 13 | 2 | | | | | | | | |
| Gaines Charter Township, Precinct 1 | 1,082 | 350 | 26 | 15 | 0 | | | | | | | | |
| Gaines Charter Township, Precinct 2 | 608 | 417 | 21 | 4 | 0 | | | | | | | | |
| Gaines Charter Township, Precinct 3 | 794 | 409 | 33 | 12 | 3 | | | | | | | | |
| Gaines Charter Township, Precinct 4 | 524 | 566 | 36 | 26 | 3 | | | | | | | | |
| Gaines Charter Township, Precinct 5 | 358 | 537 | 19 | 7 | 2 | | | | | | | | |
| Gaines Charter Township, Precinct 6 | 937 | 402 | 20 | 4 | 1 | | | | | | | | |
| Gaines Charter Township, Precinct 7 | 1,151 | 588 | 33 | 7 | 0 | | | | | | | | |
| Gaines Charter Township, Precinct 8 | 863 | 493 | 31 | 12 | 3 | | | | | | | | |

| | | | | | | | | | | | | | |
|---|---|---|---|---|---|---|---|---|---|---|---|---|---|
| Gaines Charter Township, Precinct 9 | 532 | 563 | 12 | 2 | 1 | | | | | | | | |
| Grand Rapids Charter Township, Precinct 1 | 624 | 414 | 19 | 1 | 1 | | | | | | | | |
| Grand Rapids Charter Township, Precinct 2 | 384 | 324 | 13 | 0 | 0 | | | | | | | | |
| Grand Rapids Charter Township, Precinct 3 | 674 | 645 | 19 | 2 | 0 | | | | | | | | |
| Grand Rapids Charter Township, Precinct 4 | 611 | 602 | 20 | 2 | 1 | | | | | | | | |
| Grand Rapids Charter Township, Precinct 5 | 623 | 693 | 19 | 3 | 2 | | | | | | | | |
| Grand Rapids Charter Township, Precinct 6 | 626 | 574 | 35 | 12 | 1 | | | | | | | | |
| Grand Rapids Charter Township, Precinct 7 | 330 | 306 | 14 | 8 | 0 | | | | | | | | |
| Grand Rapids Charter Township, Precinct 8 | 675 | 589 | 12 | 5 | 0 | | | | | | | | |
| Grand Rapids Charter Township, Precinct 9 | 523 | 328 | 17 | 2 | 1 | | | | | | | | |
| Grattan Township, Precinct 1 | 630 | 310 | 21 | 10 | 1 | | | | | | | | |
| Grattan Township, Precinct 2 | 614 | 471 | 13 | 10 | 0 | | | | | | | | |
| Lowell Charter Township, Precinct 1 | 974 | 587 | 34 | 19 | 1 | | | | | | | | |
| Lowell Charter Township, Precinct 2 | 692 | 557 | 46 | 19 | 3 | | | | | | | | |
| Nelson Township, Precinct 1 | 635 | 394 | 32 | 22 | 1 | | | | | | | | |
| Nelson Township, Precinct 2 | 596 | 316 | 15 | 8 | 2 | | | | | | | | |
| Oakfield Township, Precinct 1 | 551 | 385 | 21 | 8 | 2 | | | | | | | | |
| Oakfield Township, Precinct 2 | 655 | 368 | 14 | 21 | 0 | | | | | | | | |
| Oakfield Township, Precinct 3 | 430 | 298 | 14 | 12 | 1 | | | | | | | | |
| Plainfield Charter Township, Precinct 1 | 1,052 | 776 | 45 | 16 | 0 | | | | | | | | |
| Plainfield Charter Township, Precinct 2 | 773 | 577 | 32 | 14 | 4 | | | | | | | | |
| Plainfield Charter Township, Precinct 3 | 545 | 581 | 41 | 13 | 1 | | | | | | | | |
| Plainfield Charter Township, Precinct 4 | 699 | 683 | 30 | 13 | 1 | | | | | | | | |
| Plainfield Charter Township, Precinct 5 | 641 | 659 | 46 | 15 | 2 | | | | | | | | |
| Plainfield Charter Township, Precinct 6 | 1,172 | 773 | 34 | 18 | 4 | | | | | | | | |
| Plainfield Charter Township, Precinct 7 | 1,091 | 799 | 23 | 5 | 1 | | | | | | | | |
| Plainfield Charter Township, Precinct 8 | 897 | 890 | 48 | 28 | 1 | | | | | | | | |
| Plainfield Charter Township, Precinct 9 | 863 | 676 | 29 | 19 | 1 | | | | | | | | |
| Plainfield Charter Township, Precinct 10 | 735 | 539 | 30 | 11 | 0 | | | | | | | | |
| Plainfield Charter Township, Precinct 11 | 708 | 510 | 36 | 11 | 3 | | | | | | | | |
| Solon Township, Precinct 1 | 645 | 382 | 28 | 14 | 0 | | | | | | | | |
| Solon Township, Precinct 2 | 994 | 523 | 49 | 30 | 0 | | | | | | | | |
| Sparta Township, Precinct 1 | 824 | 662 | 66 | 36 | 3 | | | | | | | | |
| Sparta Township, Precinct 2 | 569 | 292 | 15 | 12 | 1 | | | | | | | | |
| Sparta Township, Precinct 3 | 661 | 378 | 28 | 21 | 2 | | | | | | | | |
| Spencer Township, Precinct 1 | 1,105 | 583 | 29 | 37 | 6 | | | | | | | | |
| Tyrone Township, Precinct 1 | 665 | 323 | 29 | 22 | 1 | | | | | | | | |
| Tyrone Township, Precinct 2 | 512 | 260 | 14 | 8 | 2 | | | | | | | | |
| Vergennes Township, Precinct 1 | 849 | 439 | 28 | 11 | 0 | | | | | | | | |
| Vergennes Township, Precinct 2 | 689 | 419 | 20 | 8 | 2 | | | | | | | | |
| Total | 130,325 | 137,834 | 6,257 | 2,552 | 298 | | | | | | | | |
| | | | | | | | | | | | | | |
| | | | | | | | | | | | | | |
| **Attorney General (Vote for 1)** | | | | | | | | | | | | | |
| Precinct | Tom Leonard - REP | Dana Nessel - DEM | Lisa Lane Gioia - LIB | Gerald T. Van Sickle - UST | Chris Graveline - NPA | Write-in | | | | | | | |
| Ada Township, Precinct 1 | 481 | 335 | 12 | 3 | 15 | 2 | | | | | | | |
| Ada Township, Precinct 2 | 840 | 641 | 22 | 3 | 24 | 2 | | | | | | | |
| Ada Township, Precinct 3 | 539 | 348 | 17 | 2 | 3 | 2 | | | | | | | |
| Ada Township, Precinct 4 | 515 | 226 | 15 | 1 | 8 | 0 | | | | | | | |
| Ada Township, Precinct 5 | 844 | 440 | 35 | 6 | 14 | 2 | | | | | | | |
| Ada Township, Precinct 6 | 308 | 258 | 16 | 1 | 5 | 1 | | | | | | | |
| Ada Township, Precinct 7 | 411 | 326 | 18 | 4 | 16 | 1 | | | | | | | |
| Ada Township, Precinct 8 | 456 | 308 | 15 | 3 | 7 | 0 | | | | | | | |
| Algoma Township, Precinct 1 | 534 | 220 | 18 | 11 | 19 | 0 | | | | | | | |
| Algoma Township, Precinct 2 | 698 | 295 | 18 | 10 | 13 | 1 | | | | | | | |
| Algoma Township, Precinct 3 | 715 | 299 | 20 | 15 | 19 | 2 | | | | | | | |
| Algoma Township, Precinct 4 | 596 | 381 | 33 | 13 | 20 | 0 | | | | | | | |
| Algoma Township, Precinct 5 | 809 | 495 | 27 | 11 | 25 | 0 | | | | | | | |
| Alpine Township, Precinct 1 | 413 | 208 | 19 | 3 | 13 | 2 | | | | | | | |
| Alpine Township, Precinct 2 | 368 | 374 | 28 | 7 | 18 | 1 | | | | | | | |
| Alpine Township, Precinct 3 | 749 | 607 | 38 | 12 | 36 | 3 | | | | | | | |
| Alpine Township, Precinct 4 | 653 | 423 | 30 | 9 | 18 | 0 | | | | | | | |
| Alpine Township, Precinct 5 | 430 | 218 | 13 | 7 | 9 | 0 | | | | | | | |
| Alpine Township, Precinct 6 | 145 | 430 | 39 | 6 | 16 | 5 | | | | | | | |
| Bowne Township, Precinct 1 | 1,217 | 351 | 32 | 13 | 12 | 1 | | | | | | | |
| Byron Township, Precinct 1 | 1,293 | 325 | 41 | 16 | 21 | 5 | | | | | | | |
| Byron Township, Precinct 2 | 1,363 | 453 | 24 | 13 | 32 | 0 | | | | | | | |
| Byron Township, Precinct 3 | 495 | 488 | 34 | 20 | 22 | 2 | | | | | | | |
| Byron Township, Precinct 4 | 1,174 | 260 | 25 | 11 | 15 | 0 | | | | | | | |
| Byron Township, Precinct 5 | 1,326 | 303 | 29 | 7 | 16 | 0 | | | | | | | |
| Byron Township, Precinct 6 | 722 | 274 | 17 | 5 | 22 | 0 | | | | | | | |
| Byron Township, Precinct 7 | 963 | 403 | 30 | 11 | 18 | 2 | | | | | | | |
| Byron Township, Precinct 8 | 915 | 504 | 25 | 13 | 24 | 0 | | | | | | | |
| Caledonia Township, Precinct 1 | 429 | 260 | 16 | 9 | 17 | 0 | | | | | | | |
| Caledonia Township, Precinct 2 | 978 | 393 | 27 | 11 | 12 | 0 | | | | | | | |
| Caledonia Township, Precinct 3 | 981 | 375 | 41 | 20 | 24 | 2 | | | | | | | |
| Caledonia Township, Precinct 4 | 659 | 227 | 22 | 6 | 10 | 1 | | | | | | | |
| Caledonia Township, Precinct 5 | 1,033 | 429 | 26 | 8 | 25 | 0 | | | | | | | |
| Caledonia Township, Precinct 6 | 766 | 411 | 26 | 12 | 17 | 1 | | | | | | | |

| | | | | | | | | | | | | |
|---|---|---|---|---|---|---|---|---|---|---|---|---|
| Cannon Township, Precinct 1 | 935 | 484 | 27 | 3 | 25 | 0 | | | | | | |
| Cannon Township, Precinct 2 | 828 | 409 | 36 | 8 | 23 | 1 | | | | | | |
| Cannon Township, Precinct 3 | 682 | 408 | 31 | 3 | 11 | 3 | | | | | | |
| Cannon Township, Precinct 4 | 1,003 | 518 | 22 | 4 | 17 | 1 | | | | | | |
| Cannon Township, Precinct 5 | 731 | 334 | 23 | 9 | 16 | 2 | | | | | | |
| Cannon Township, Precinct 6 | 837 | 415 | 25 | 5 | 17 | 2 | | | | | | |
| Cascade Charter Township, Precinct 1 | 651 | 327 | 11 | 5 | 16 | 0 | | | | | | |
| Cascade Charter Township, Precinct 2 | 714 | 460 | 20 | 1 | 20 | 2 | | | | | | |
| Cascade Charter Township, Precinct 3 | 459 | 340 | 11 | 2 | 12 | 0 | | | | | | |
| Cascade Charter Township, Precinct 4 | 678 | 499 | 26 | 4 | 11 | 0 | | | | | | |
| Cascade Charter Township, Precinct 5 | 1,039 | 569 | 25 | 9 | 25 | 0 | | | | | | |
| Cascade Charter Township, Precinct 6 | 550 | 454 | 21 | 5 | 28 | 1 | | | | | | |
| Cascade Charter Township, Precinct 7 | 440 | 304 | 15 | 4 | 4 | 1 | | | | | | |
| Cascade Charter Township, Precinct 8 | 516 | 458 | 15 | 3 | 16 | 2 | | | | | | |
| Cascade Charter Township, Precinct 9 | 625 | 408 | 17 | 2 | 17 | 1 | | | | | | |
| Cascade Charter Township, Precinct 10 | 587 | 320 | 25 | 8 | 5 | 0 | | | | | | |
| Cedar Springs, Precinct 1 | 606 | 349 | 40 | 17 | 29 | 3 | | | | | | |
| East Grand Rapids, Ward 1, Precinct 1 | 451 | 639 | 10 | 1 | 13 | 2 | | | | | | |
| East Grand Rapids, Ward 1, Precinct 2 | 507 | 568 | 13 | 2 | 17 | 1 | | | | | | |
| East Grand Rapids, Ward 2, Precinct 3 | 441 | 604 | 12 | 2 | 19 | 0 | | | | | | |
| East Grand Rapids, Ward 2, Precinct 4 | 388 | 594 | 22 | 3 | 14 | 2 | | | | | | |
| East Grand Rapids, Ward 3, Precinct 5 | 385 | 638 | 19 | 1 | 18 | 0 | | | | | | |
| East Grand Rapids, Ward 3, Precinct 6 | 377 | 685 | 11 | 3 | 15 | 0 | | | | | | |
| Grand Rapids, Ward 1, Precinct 1 | 274 | 670 | 46 | 11 | 36 | 5 | | | | | | |
| Grand Rapids, Ward 1, Precinct 2 | 100 | 346 | 31 | 8 | 12 | 0 | | | | | | |
| Grand Rapids, Ward 1, Precinct 3 | 431 | 825 | 29 | 6 | 15 | 3 | | | | | | |
| Grand Rapids, Ward 1, Precinct 4 | 249 | 829 | 21 | 7 | 21 | 2 | | | | | | |
| Grand Rapids, Ward 1, Precinct 5 | 177 | 413 | 29 | 4 | 21 | 0 | | | | | | |
| Grand Rapids, Ward 1, Precinct 6 | 658 | 673 | 28 | 13 | 23 | 2 | | | | | | |
| Grand Rapids, Ward 1, Precinct 7 | 292 | 278 | 11 | 4 | 7 | 2 | | | | | | |
| Grand Rapids, Ward 1, Precinct 8 | 328 | 513 | 29 | 8 | 17 | 3 | | | | | | |
| Grand Rapids, Ward 1, Precinct 9 | 201 | 596 | 34 | 6 | 23 | 3 | | | | | | |
| Grand Rapids, Ward 1, Precinct 10 | 384 | 582 | 25 | 7 | 23 | 0 | | | | | | |
| Grand Rapids, Ward 1, Precinct 11 | 312 | 281 | 9 | 3 | 6 | 2 | | | | | | |
| Grand Rapids, Ward 1, Precinct 12 | 157 | 492 | 25 | 11 | 12 | 1 | | | | | | |
| Grand Rapids, Ward 1, Precinct 13 | 288 | 569 | 32 | 3 | 17 | 1 | | | | | | |
| Grand Rapids, Ward 1, Precinct 14 | 428 | 693 | 61 | 7 | 28 | 3 | | | | | | |
| Grand Rapids, Ward 1, Precinct 15 | 70 | 446 | 19 | 9 | 7 | 1 | | | | | | |
| Grand Rapids, Ward 1, Precinct 16 | 99 | 510 | 14 | 9 | 15 | 1 | | | | | | |
| Grand Rapids, Ward 1, Precinct 17 | 381 | 639 | 38 | 17 | 35 | 4 | | | | | | |
| Grand Rapids, Ward 1, Precinct 18 | 37 | 349 | 18 | 6 | 9 | 2 | | | | | | |
| Grand Rapids, Ward 1, Precinct 19 | 268 | 581 | 51 | 15 | 23 | 4 | | | | | | |
| Grand Rapids, Ward 1, Precinct 20 | 839 | 662 | 34 | 10 | 21 | 5 | | | | | | |
| Grand Rapids, Ward 1, Precinct 21 | 745 | 529 | 35 | 7 | 18 | 1 | | | | | | |
| Grand Rapids, Ward 1, Precinct 22 | 35 | 174 | 9 | 3 | 3 | 0 | | | | | | |
| Grand Rapids, Ward 1, Precinct 23 | 700 | 539 | 27 | 3 | 17 | 2 | | | | | | |
| Grand Rapids, Ward 1, Precinct 24 | 30 | 381 | 27 | 7 | 11 | 1 | | | | | | |
| Grand Rapids, Ward 2, Precinct 25 | 129 | 595 | 25 | 3 | 20 | 0 | | | | | | |
| Grand Rapids, Ward 2, Precinct 26 | 333 | 587 | 22 | 4 | 18 | 2 | | | | | | |
| Grand Rapids, Ward 2, Precinct 27 | 209 | 456 | 32 | 7 | 20 | 2 | | | | | | |
| Grand Rapids, Ward 2, Precinct 28 | 328 | 725 | 35 | 13 | 22 | 3 | | | | | | |
| Grand Rapids, Ward 2, Precinct 29 | 169 | 550 | 29 | 12 | 13 | 5 | | | | | | |
| Grand Rapids, Ward 2, Precinct 30 | 349 | 797 | 38 | 7 | 23 | 2 | | | | | | |
| Grand Rapids, Ward 2, Precinct 31 | 337 | 714 | 61 | 11 | 24 | 2 | | | | | | |
| Grand Rapids, Ward 2, Precinct 32 | 177 | 501 | 32 | 4 | 13 | 2 | | | | | | |
| Grand Rapids, Ward 2, Precinct 33 | 151 | 534 | 16 | 3 | 8 | 1 | | | | | | |
| Grand Rapids, Ward 2, Precinct 34 | 392 | 757 | 25 | 4 | 28 | 0 | | | | | | |
| Grand Rapids, Ward 2, Precinct 35 | 536 | 704 | 29 | 7 | 30 | 0 | | | | | | |
| Grand Rapids, Ward 2, Precinct 36 | 198 | 292 | 19 | 6 | 9 | 4 | | | | | | |
| Grand Rapids, Ward 2, Precinct 37 | 613 | 884 | 45 | 10 | 26 | 3 | | | | | | |
| Grand Rapids, Ward 2, Precinct 38 | 373 | 924 | 49 | 10 | 24 | 5 | | | | | | |
| Grand Rapids, Ward 2, Precinct 39 | 84 | 464 | 17 | 3 | 9 | 1 | | | | | | |
| Grand Rapids, Ward 2, Precinct 40 | 187 | 944 | 35 | 1 | 15 | 1 | | | | | | |
| Grand Rapids, Ward 2, Precinct 41 | 1,065 | 1,415 | 96 | 22 | 61 | 10 | | | | | | |
| Grand Rapids, Ward 2, Precinct 42 | 460 | 772 | 34 | 11 | 28 | 0 | | | | | | |
| Grand Rapids, Ward 2, Precinct 43 | 461 | 592 | 22 | 5 | 14 | 1 | | | | | | |
| Grand Rapids, Ward 2, Precinct 44 | 554 | 584 | 32 | 12 | 29 | 1 | | | | | | |
| Grand Rapids, Ward 2, Precinct 45 | 714 | 681 | 26 | 6 | 25 | 2 | | | | | | |
| Grand Rapids, Ward 2, Precinct 46 | 497 | 658 | 26 | 6 | 28 | 1 | | | | | | |
| Grand Rapids, Ward 2, Precinct 47 | 473 | 696 | 23 | 3 | 29 | 1 | | | | | | |
| Grand Rapids, Ward 2, Precinct 48 | 162 | 601 | 26 | 11 | 13 | 1 | | | | | | |
| Grand Rapids, Ward 2, Precinct 49 | 191 | 847 | 35 | 6 | 17 | 0 | | | | | | |
| Grand Rapids, Ward 2, Precinct 50 | 204 | 1,133 | 36 | 5 | 17 | 2 | | | | | | |
| Grand Rapids, Ward 3, Precinct 51 | 255 | 545 | 23 | 6 | 18 | 3 | | | | | | |
| Grand Rapids, Ward 3, Precinct 52 | 56 | 423 | 16 | 4 | 9 | 0 | | | | | | |
| Grand Rapids, Ward 3, Precinct 53 | 879 | 750 | 34 | 4 | 21 | 0 | | | | | | |
| Grand Rapids, Ward 3, Precinct 54 | 471 | 492 | 16 | 4 | 6 | 1 | | | | | | |
| Grand Rapids, Ward 3, Precinct 55 | 575 | 774 | 24 | 6 | 14 | 2 | | | | | | |
| Grand Rapids, Ward 3, Precinct 56 | 523 | 676 | 28 | 8 | 18 | 2 | | | | | | |
| Grand Rapids, Ward 3, Precinct 57 | 258 | 481 | 22 | 9 | 6 | 0 | | | | | | |
| Grand Rapids, Ward 3, Precinct 58 | 476 | 579 | 15 | 6 | 22 | 2 | | | | | | |

| | | | | | | | | | | | | |
|---|---|---|---|---|---|---|---|---|---|---|---|---|
| Grand Rapids, Ward 3, Precinct 59 | 519 | 988 | 40 | 1 | 22 | 1 | | | | | | |
| Grand Rapids, Ward 3, Precinct 60 | 155 | 1,074 | 35 | 2 | 17 | 3 | | | | | | |
| Grand Rapids, Ward 3, Precinct 61 | 122 | 407 | 14 | 3 | 7 | 0 | | | | | | |
| Grand Rapids, Ward 3, Precinct 62 | 127 | 643 | 26 | 8 | 16 | 0 | | | | | | |
| Grand Rapids, Ward 3, Precinct 63 | 95 | 722 | 20 | 6 | 16 | 2 | | | | | | |
| Grand Rapids, Ward 3, Precinct 64 | 193 | 613 | 19 | 8 | 17 | 3 | | | | | | |
| Grand Rapids, Ward 3, Precinct 65 | 253 | 627 | 28 | 8 | 20 | 1 | | | | | | |
| Grand Rapids, Ward 3, Precinct 66 | 48 | 702 | 20 | 11 | 10 | 2 | | | | | | |
| Grand Rapids, Ward 3, Precinct 67 | 61 | 908 | 17 | 5 | 10 | 2 | | | | | | |
| Grand Rapids, Ward 3, Precinct 68 | 237 | 827 | 19 | 2 | 11 | 0 | | | | | | |
| Grand Rapids, Ward 3, Precinct 69 | 489 | 438 | 11 | 2 | 11 | 1 | | | | | | |
| Grand Rapids, Ward 3, Precinct 70 | 28 | 566 | 21 | 8 | 11 | 2 | | | | | | |
| Grand Rapids, Ward 3, Precinct 71 | 167 | 730 | 12 | 1 | 14 | 1 | | | | | | |
| Grand Rapids, Ward 3, Precinct 72 | 157 | 407 | 14 | 1 | 8 | 0 | | | | | | |
| Grand Rapids, Ward 3, Precinct 73 | 259 | 440 | 28 | 3 | 7 | 0 | | | | | | |
| Grand Rapids, Ward 3, Precinct 74 | 209 | 520 | 35 | 3 | 9 | 2 | | | | | | |
| Grand Rapids, Ward 3, Precinct 75 | 88 | 460 | 24 | 4 | 7 | 2 | | | | | | |
| Grand Rapids, Ward 3, Precinct 76 | 40 | 565 | 15 | 6 | 7 | 0 | | | | | | |
| Grand Rapids, Ward 3, Precinct 77 | 299 | 559 | 16 | 4 | 11 | 1 | | | | | | |
| Grandville, Precinct 1 | 552 | 386 | 23 | 8 | 15 | 5 | | | | | | |
| Grandville, Precinct 2 | 663 | 470 | 37 | 7 | 11 | 2 | | | | | | |
| Grandville, Precinct 3 | 811 | 450 | 29 | 10 | 30 | 0 | | | | | | |
| Grandville, Precinct 4 | 909 | 473 | 37 | 8 | 16 | 1 | | | | | | |
| Grandville, Precinct 5 | 904 | 487 | 16 | 13 | 24 | 4 | | | | | | |
| Grandville, Precinct 6 | 742 | 373 | 18 | 6 | 13 | 3 | | | | | | |
| Kentwood, Ward 1, Precinct 1 | 463 | 457 | 30 | 11 | 11 | 4 | | | | | | |
| Kentwood, Ward 1, Precinct 2 | 728 | 825 | 44 | 13 | 33 | 8 | | | | | | |
| Kentwood, Ward 1, Precinct 3 | 438 | 454 | 20 | 10 | 14 | 0 | | | | | | |
| Kentwood, Ward 1, Precinct 4 | 230 | 342 | 23 | 11 | 12 | 1 | | | | | | |
| Kentwood, Ward 1, Precinct 5 | 291 | 287 | 25 | 4 | 9 | 3 | | | | | | |
| Kentwood, Ward 1, Precinct 6 | 494 | 481 | 32 | 16 | 15 | 3 | | | | | | |
| Kentwood, Ward 1, Precinct 7 | 400 | 591 | 27 | 4 | 26 | 3 | | | | | | |
| Kentwood, Ward 1, Precinct 8 | 759 | 721 | 30 | 5 | 21 | 0 | | | | | | |
| Kentwood, Ward 1, Precinct 9 | 427 | 627 | 29 | 10 | 18 | 7 | | | | | | |
| Kentwood, Ward 2, Precinct 10 | 617 | 687 | 34 | 8 | 20 | 0 | | | | | | |
| Kentwood, Ward 2, Precinct 11 | 757 | 876 | 40 | 12 | 23 | 0 | | | | | | |
| Kentwood, Ward 2, Precinct 12 | 328 | 531 | 18 | 9 | 16 | 0 | | | | | | |
| Kentwood, Ward 2, Precinct 13 | 569 | 566 | 18 | 8 | 5 | 3 | | | | | | |
| Kentwood, Ward 2, Precinct 14 | 228 | 237 | 16 | 6 | 11 | 0 | | | | | | |
| Kentwood, Ward 2, Precinct 15 | 319 | 795 | 40 | 12 | 24 | 4 | | | | | | |
| Kentwood, Ward 2, Precinct 16 | 873 | 841 | 28 | 6 | 28 | 3 | | | | | | |
| Kentwood, Ward 2, Precinct 17 | 248 | 462 | 16 | 5 | 9 | 0 | | | | | | |
| Kentwood, Ward 2, Precinct 18 | 315 | 581 | 30 | 8 | 24 | 2 | | | | | | |
| Lowell, Precinct 1 | 455 | 411 | 35 | 12 | 26 | 4 | | | | | | |
| Lowell, Precinct 2 | 394 | 282 | 27 | 1 | 13 | 0 | | | | | | |
| Rockford, Precinct 1 | 578 | 519 | 32 | 10 | 13 | 1 | | | | | | |
| Rockford, Precinct 2 | 860 | 723 | 49 | 7 | 19 | 2 | | | | | | |
| Walker, Ward 1, Precinct 1 | 362 | 530 | 41 | 8 | 21 | 5 | | | | | | |
| Walker, Ward 1, Precinct 2 | 631 | 443 | 32 | 14 | 16 | 0 | | | | | | |
| Walker, Ward 1, Precinct 3 | 619 | 574 | 41 | 12 | 22 | 9 | | | | | | |
| Walker, Ward 2, Precinct 4 | 907 | 534 | 26 | 13 | 15 | 1 | | | | | | |
| Walker, Ward 2, Precinct 5 | 771 | 443 | 36 | 12 | 21 | 0 | | | | | | |
| Walker, Ward 2, Precinct 6 | 643 | 420 | 33 | 12 | 24 | 2 | | | | | | |
| Walker, Ward 3, Precinct 7 | 671 | 542 | 40 | 11 | 23 | 3 | | | | | | |
| Walker, Ward 3, Precinct 8 | 801 | 377 | 25 | 9 | 15 | 0 | | | | | | |
| Walker, Ward 3, Precinct 9 | 649 | 522 | 35 | 7 | 22 | 0 | | | | | | |
| Wyoming, Ward 1, Precinct 1 | 359 | 462 | 26 | 12 | 22 | 2 | | | | | | |
| Wyoming, Ward 1, Precinct 2 | 186 | 276 | 18 | 12 | 17 | 2 | | | | | | |
| Wyoming, Ward 1, Precinct 3 | 331 | 494 | 35 | 20 | 22 | 1 | | | | | | |
| Wyoming, Ward 1, Precinct 4 | 469 | 494 | 26 | 15 | 19 | 4 | | | | | | |
| Wyoming, Ward 1, Precinct 5 | 412 | 518 | 25 | 14 | 30 | 2 | | | | | | |
| Wyoming, Ward 1, Precinct 6 | 274 | 371 | 21 | 14 | 22 | 2 | | | | | | |
| Wyoming, Ward 1, Precinct 7 | 609 | 436 | 37 | 11 | 22 | 1 | | | | | | |
| Wyoming, Ward 1, Precinct 8 | 258 | 255 | 26 | 8 | 6 | 1 | | | | | | |
| Wyoming, Ward 1, Precinct 9 | 378 | 515 | 45 | 16 | 32 | 2 | | | | | | |
| Wyoming, Ward 2, Precinct 10 | 226 | 376 | 18 | 13 | 11 | 0 | | | | | | |
| Wyoming, Ward 2, Precinct 11 | 157 | 341 | 18 | 10 | 13 | 3 | | | | | | |
| Wyoming, Ward 2, Precinct 12 | 173 | 277 | 19 | 8 | 11 | 2 | | | | | | |
| Wyoming, Ward 2, Precinct 13 | 376 | 417 | 22 | 11 | 22 | 0 | | | | | | |
| Wyoming, Ward 2, Precinct 14 | 338 | 254 | 24 | 9 | 18 | 0 | | | | | | |
| Wyoming, Ward 2, Precinct 15 | 219 | 247 | 24 | 2 | 16 | 1 | | | | | | |
| Wyoming, Ward 2, Precinct 16 | 360 | 328 | 32 | 4 | 12 | 5 | | | | | | |
| Wyoming, Ward 2, Precinct 17 | 255 | 443 | 34 | 7 | 17 | 2 | | | | | | |
| Wyoming, Ward 2, Precinct 18 | 289 | 311 | 18 | 5 | 15 | 0 | | | | | | |
| Wyoming, Ward 2, Precinct 19 | 433 | 515 | 29 | 10 | 19 | 5 | | | | | | |
| Wyoming, Ward 2, Precinct 20 | 415 | 464 | 42 | 10 | 33 | 3 | | | | | | |
| Wyoming, Ward 3, Precinct 21 | 618 | 517 | 34 | 15 | 21 | 4 | | | | | | |
| Wyoming, Ward 3, Precinct 22 | 370 | 336 | 14 | 10 | 22 | 1 | | | | | | |
| Wyoming, Ward 3, Precinct 23 | 421 | 541 | 30 | 12 | 23 | 3 | | | | | | |
| Wyoming, Ward 3, Precinct 24 | 566 | 516 | 43 | 14 | 19 | 0 | | | | | | |
| Wyoming, Ward 3, Precinct 25 | 704 | 394 | 20 | 4 | 10 | 1 | | | | | | |

| | | | | | | |
|---|---|---|---|---|---|---|
| Wyoming, Ward 3, Precinct 26 | 393 | 334 | 24 | 8 | 11 | 2 |
| Wyoming, Ward 3, Precinct 27 | 412 | 298 | 14 | 4 | 15 | 0 |
| Wyoming, Ward 3, Precinct 28 | 786 | 450 | 28 | 13 | 22 | 4 |
| Wyoming, Ward 3, Precinct 29 | 639 | 391 | 26 | 8 | 7 | 2 |
| Wyoming, Ward 3, Precinct 30 | 882 | 430 | 20 | 3 | 23 | 1 |
| Courtland Township, Precinct 1 | 855 | 482 | 27 | 6 | 17 | 2 |
| Courtland Township, Precinct 2 | 959 | 410 | 33 | 15 | 35 | 0 |
| Courtland Township, Precinct 3 | 920 | 402 | 28 | 12 | 20 | 1 |
| Gaines Charter Township, Precinct 1 | 1,079 | 327 | 28 | 8 | 14 | 0 |
| Gaines Charter Township, Precinct 2 | 628 | 382 | 20 | 3 | 15 | 0 |
| Gaines Charter Township, Precinct 3 | 807 | 374 | 30 | 9 | 19 | 3 |
| Gaines Charter Township, Precinct 4 | 531 | 522 | 36 | 19 | 33 | 4 |
| Gaines Charter Township, Precinct 5 | 377 | 486 | 21 | 10 | 17 | 1 |
| Gaines Charter Township, Precinct 6 | 951 | 363 | 25 | 10 | 14 | 0 |
| Gaines Charter Township, Precinct 7 | 1,194 | 496 | 41 | 10 | 22 | 3 |
| Gaines Charter Township, Precinct 8 | 876 | 446 | 29 | 14 | 17 | 5 |
| Gaines Charter Township, Precinct 9 | 551 | 521 | 18 | 5 | 12 | 1 |
| Grand Rapids Charter Township, Precinct 1 | 655 | 371 | 13 | 1 | 10 | 2 |
| Grand Rapids Charter Township, Precinct 2 | 387 | 307 | 15 | 3 | 5 | 0 |
| Grand Rapids Charter Township, Precinct 3 | 701 | 586 | 18 | 4 | 18 | 0 |
| Grand Rapids Charter Township, Precinct 4 | 628 | 548 | 29 | 5 | 21 | 2 |
| Grand Rapids Charter Township, Precinct 5 | 650 | 626 | 25 | 2 | 19 | 2 |
| Grand Rapids Charter Township, Precinct 6 | 645 | 536 | 33 | 3 | 17 | 4 |
| Grand Rapids Charter Township, Precinct 7 | 352 | 265 | 15 | 3 | 14 | 2 |
| Grand Rapids Charter Township, Precinct 8 | 705 | 533 | 16 | 2 | 14 | 0 |
| Grand Rapids Charter Township, Precinct 9 | 534 | 313 | 11 | 0 | 8 | 1 |
| Grattan Township, Precinct 1 | 646 | 258 | 26 | 18 | 13 | 2 |
| Grattan Township, Precinct 2 | 625 | 411 | 27 | 8 | 17 | 0 |
| Lowell Charter Township, Precinct 1 | 996 | 524 | 36 | 15 | 25 | 0 |
| Lowell Charter Township, Precinct 2 | 702 | 517 | 47 | 18 | 22 | 4 |
| Nelson Township, Precinct 1 | 659 | 337 | 32 | 25 | 20 | 3 |
| Nelson Township, Precinct 2 | 614 | 275 | 15 | 8 | 14 | 1 |
| Oakfield Township, Precinct 1 | 578 | 323 | 23 | 10 | 13 | 2 |
| Oakfield Township, Precinct 2 | 670 | 316 | 25 | 12 | 19 | 1 |
| Oakfield Township, Precinct 3 | 458 | 251 | 19 | 12 | 10 | 1 |
| Plainfield Charter Township, Precinct 1 | 1,094 | 684 | 35 | 10 | 39 | 1 |
| Plainfield Charter Township, Precinct 2 | 808 | 503 | 30 | 11 | 17 | 4 |
| Plainfield Charter Township, Precinct 3 | 578 | 502 | 31 | 18 | 23 | 3 |
| Plainfield Charter Township, Precinct 4 | 726 | 611 | 32 | 10 | 25 | 0 |
| Plainfield Charter Township, Precinct 5 | 666 | 579 | 49 | 11 | 32 | 2 |
| Plainfield Charter Township, Precinct 6 | 1,204 | 672 | 42 | 22 | 41 | 1 |
| Plainfield Charter Township, Precinct 7 | 1,138 | 697 | 22 | 3 | 33 | 2 |
| Plainfield Charter Township, Precinct 8 | 920 | 811 | 50 | 21 | 33 | 0 |
| Plainfield Charter Township, Precinct 9 | 892 | 599 | 36 | 20 | 20 | 0 |
| Plainfield Charter Township, Precinct 10 | 769 | 471 | 32 | 6 | 20 | 0 |
| Plainfield Charter Township, Precinct 11 | 735 | 458 | 30 | 7 | 24 | 1 |
| Solon Township, Precinct 1 | 677 | 320 | 22 | 14 | 18 | 2 |
| Solon Township, Precinct 2 | 1,034 | 440 | 45 | 24 | 34 | 5 |
| Sparta Township, Precinct 1 | 845 | 571 | 64 | 32 | 58 | 4 |
| Sparta Township, Precinct 2 | 593 | 237 | 20 | 12 | 18 | 0 |
| Sparta Township, Precinct 3 | 687 | 319 | 26 | 20 | 23 | 2 |
| Spencer Township, Precinct 1 | 1,122 | 519 | 29 | 27 | 33 | 7 |
| Tyrone Township, Precinct 1 | 677 | 267 | 31 | 23 | 26 | 2 |
| Tyrone Township, Precinct 2 | 534 | 217 | 15 | 11 | 9 | 1 |
| Vergennes Township, Precinct 1 | 857 | 408 | 30 | 12 | 12 | 0 |
| Vergennes Township, Precinct 2 | 696 | 376 | 24 | 10 | 23 | 3 |
| Total | 135,015 | 125,055 | 6,824 | 2,149 | 4,606 | 421 |

**US Senator (Vote for 1)**

| Precinct | John James - REP | Debbie Stabenow - DEM | George E. Huffman III - UST | Marcia Squier - GRN | John Howard Wilhelm - NLP | Write-in |
|---|---|---|---|---|---|---|
| Ada Township, Precinct 1 | 465 | 389 | 3 | 4 | 2 | 1 |
| Ada Township, Precinct 2 | 856 | 706 | 4 | 6 | 1 | 1 |
| Ada Township, Precinct 3 | 558 | 367 | 1 | 5 | 1 | 2 |
| Ada Township, Precinct 4 | 502 | 267 | 0 | 7 | 0 | 0 |
| Ada Township, Precinct 5 | 874 | 469 | 6 | 9 | 3 | 1 |
| Ada Township, Precinct 6 | 315 | 282 | 3 | 5 | 1 | 1 |
| Ada Township, Precinct 7 | 419 | 363 | 0 | 3 | 3 | 0 |
| Ada Township, Precinct 8 | 451 | 351 | 1 | 4 | 2 | 0 |
| Algoma Township, Precinct 1 | 545 | 254 | 8 | 8 | 3 | 0 |
| Algoma Township, Precinct 2 | 696 | 347 | 8 | 12 | 7 | 0 |
| Algoma Township, Precinct 3 | 698 | 367 | 6 | 11 | 5 | 2 |
| Algoma Township, Precinct 4 | 615 | 432 | 10 | 11 | 5 | 0 |
| Algoma Township, Precinct 5 | 824 | 578 | 5 | 15 | 3 | 0 |
| Alpine Township, Precinct 1 | 382 | 281 | 3 | 10 | 2 | 0 |
| Alpine Township, Precinct 2 | 389 | 409 | 7 | 10 | 5 | 2 |
| Alpine Township, Precinct 3 | 729 | 709 | 13 | 21 | 1 | 3 |
| Alpine Township, Precinct 4 | 649 | 476 | 7 | 17 | 3 | 1 |
| Alpine Township, Precinct 5 | 419 | 251 | 5 | 8 | 2 | 1 |

| | | | | | | | | | | | | |
|---|---|---|---|---|---|---|---|---|---|---|---|---|
| Alpine Township, Precinct 6 | 161 | 446 | 8 | 28 | 7 | 4 | | | | | | |
| Bowne Township, Precinct 1 | 1,193 | 427 | 10 | 14 | 7 | 1 | | | | | | |
| Byron Township, Precinct 1 | 1,311 | 389 | 11 | 14 | 9 | 3 | | | | | | |
| Byron Township, Precinct 2 | 1,353 | 559 | 9 | 8 | 1 | 0 | | | | | | |
| Byron Township, Precinct 3 | 528 | 508 | 8 | 26 | 11 | 3 | | | | | | |
| Byron Township, Precinct 4 | 1,147 | 339 | 10 | 6 | 3 | 0 | | | | | | |
| Byron Township, Precinct 5 | 1,324 | 374 | 4 | 10 | 1 | 0 | | | | | | |
| Byron Township, Precinct 6 | 724 | 325 | 6 | 7 | 2 | 0 | | | | | | |
| Byron Township, Precinct 7 | 968 | 452 | 11 | 11 | 4 | 3 | | | | | | |
| Byron Township, Precinct 8 | 903 | 586 | 6 | 11 | 6 | 1 | | | | | | |
| Caledonia Township, Precinct 1 | 445 | 283 | 3 | 12 | 2 | 1 | | | | | | |
| Caledonia Township, Precinct 2 | 1,005 | 439 | 9 | 9 | 2 | 0 | | | | | | |
| Caledonia Township, Precinct 3 | 984 | 455 | 13 | 10 | 3 | 0 | | | | | | |
| Caledonia Township, Precinct 4 | 660 | 275 | 2 | 6 | 1 | 0 | | | | | | |
| Caledonia Township, Precinct 5 | 1,052 | 482 | 9 | 10 | 0 | 1 | | | | | | |
| Caledonia Township, Precinct 6 | 759 | 488 | 2 | 12 | 7 | 0 | | | | | | |
| Cannon Township, Precinct 1 | 940 | 535 | 5 | 22 | 1 | 1 | | | | | | |
| Cannon Township, Precinct 2 | 842 | 470 | 5 | 14 | 0 | 2 | | | | | | |
| Cannon Township, Precinct 3 | 685 | 466 | 2 | 9 | 3 | 3 | | | | | | |
| Cannon Township, Precinct 4 | 992 | 580 | 2 | 9 | 5 | 1 | | | | | | |
| Cannon Township, Precinct 5 | 750 | 363 | 10 | 6 | 2 | 2 | | | | | | |
| Cannon Township, Precinct 6 | 822 | 490 | 4 | 11 | 2 | 0 | | | | | | |
| Cascade Charter Township, Precinct 1 | 624 | 401 | 4 | 3 | 0 | 0 | | | | | | |
| Cascade Charter Township, Precinct 2 | 706 | 517 | 2 | 9 | 0 | 0 | | | | | | |
| Cascade Charter Township, Precinct 3 | 479 | 358 | 3 | 2 | 1 | 0 | | | | | | |
| Cascade Charter Township, Precinct 4 | 697 | 541 | 1 | 8 | 2 | 0 | | | | | | |
| Cascade Charter Township, Precinct 5 | 1,053 | 636 | 2 | 6 | 3 | 0 | | | | | | |
| Cascade Charter Township, Precinct 6 | 545 | 521 | 7 | 10 | 1 | 1 | | | | | | |
| Cascade Charter Township, Precinct 7 | 425 | 341 | 3 | 7 | 3 | 0 | | | | | | |
| Cascade Charter Township, Precinct 8 | 516 | 494 | 2 | 9 | 6 | 1 | | | | | | |
| Cascade Charter Township, Precinct 9 | 605 | 464 | 6 | 8 | 2 | 0 | | | | | | |
| Cascade Charter Township, Precinct 10 | 597 | 356 | 1 | 8 | 1 | 0 | | | | | | |
| Cedar Springs, Precinct 1 | 626 | 401 | 9 | 18 | 9 | 1 | | | | | | |
| East Grand Rapids, Ward 1, Precinct 1 | 443 | 676 | 1 | 4 | 0 | 0 | | | | | | |
| East Grand Rapids, Ward 1, Precinct 2 | 508 | 615 | 2 | 3 | 1 | 1 | | | | | | |
| East Grand Rapids, Ward 2, Precinct 3 | 446 | 657 | 0 | 4 | 0 | 0 | | | | | | |
| East Grand Rapids, Ward 2, Precinct 4 | 389 | 643 | 4 | 4 | 1 | 0 | | | | | | |
| East Grand Rapids, Ward 3, Precinct 5 | 394 | 685 | 2 | 6 | 1 | 0 | | | | | | |
| East Grand Rapids, Ward 3, Precinct 6 | 381 | 726 | 1 | 7 | 0 | 0 | | | | | | |
| Grand Rapids, Ward 1, Precinct 1 | 295 | 718 | 13 | 27 | 9 | 4 | | | | | | |
| Grand Rapids, Ward 1, Precinct 2 | 118 | 364 | 6 | 18 | 1 | 0 | | | | | | |
| Grand Rapids, Ward 1, Precinct 3 | 445 | 864 | 5 | 10 | 1 | 0 | | | | | | |
| Grand Rapids, Ward 1, Precinct 4 | 267 | 846 | 5 | 22 | 5 | 1 | | | | | | |
| Grand Rapids, Ward 1, Precinct 5 | 188 | 451 | 8 | 17 | 6 | 0 | | | | | | |
| Grand Rapids, Ward 1, Precinct 6 | 647 | 764 | 10 | 11 | 4 | 0 | | | | | | |
| Grand Rapids, Ward 1, Precinct 7 | 294 | 300 | 2 | 8 | 3 | 1 | | | | | | |
| Grand Rapids, Ward 1, Precinct 8 | 330 | 553 | 9 | 11 | 5 | 4 | | | | | | |
| Grand Rapids, Ward 1, Precinct 9 | 218 | 619 | 6 | 26 | 7 | 3 | | | | | | |
| Grand Rapids, Ward 1, Precinct 10 | 381 | 640 | 7 | 11 | 4 | 0 | | | | | | |
| Grand Rapids, Ward 1, Precinct 11 | 303 | 316 | 3 | 5 | 0 | 0 | | | | | | |
| Grand Rapids, Ward 1, Precinct 12 | 180 | 499 | 6 | 20 | 4 | 1 | | | | | | |
| Grand Rapids, Ward 1, Precinct 13 | 302 | 576 | 7 | 19 | 9 | 1 | | | | | | |
| Grand Rapids, Ward 1, Precinct 14 | 444 | 758 | 16 | 26 | 7 | 1 | | | | | | |
| Grand Rapids, Ward 1, Precinct 15 | 77 | 461 | 10 | 13 | 5 | 1 | | | | | | |
| Grand Rapids, Ward 1, Precinct 16 | 103 | 534 | 6 | 13 | 7 | 2 | | | | | | |
| Grand Rapids, Ward 1, Precinct 17 | 386 | 706 | 13 | 23 | 9 | 5 | | | | | | |
| Grand Rapids, Ward 1, Precinct 18 | 44 | 364 | 5 | 12 | 3 | 2 | | | | | | |
| Grand Rapids, Ward 1, Precinct 19 | 294 | 614 | 16 | 31 | 8 | 3 | | | | | | |
| Grand Rapids, Ward 1, Precinct 20 | 801 | 774 | 4 | 12 | 8 | 2 | | | | | | |
| Grand Rapids, Ward 1, Precinct 21 | 753 | 579 | 4 | 11 | 6 | 0 | | | | | | |
| Grand Rapids, Ward 1, Precinct 22 | 39 | 178 | 3 | 7 | 2 | 0 | | | | | | |
| Grand Rapids, Ward 1, Precinct 23 | 676 | 620 | 2 | 16 | 3 | 0 | | | | | | |
| Grand Rapids, Ward 1, Precinct 24 | 50 | 389 | 4 | 12 | 5 | 2 | | | | | | |
| Grand Rapids, Ward 2, Precinct 25 | 146 | 603 | 6 | 30 | 2 | 0 | | | | | | |
| Grand Rapids, Ward 2, Precinct 26 | 338 | 625 | 8 | 18 | 3 | 2 | | | | | | |
| Grand Rapids, Ward 2, Precinct 27 | 218 | 506 | 5 | 14 | 3 | 1 | | | | | | |
| Grand Rapids, Ward 2, Precinct 28 | 325 | 765 | 17 | 22 | 9 | 0 | | | | | | |
| Grand Rapids, Ward 2, Precinct 29 | 199 | 546 | 6 | 26 | 8 | 3 | | | | | | |
| Grand Rapids, Ward 2, Precinct 30 | 368 | 838 | 5 | 20 | 6 | 2 | | | | | | |
| Grand Rapids, Ward 2, Precinct 31 | 343 | 774 | 18 | 32 | 12 | 3 | | | | | | |
| Grand Rapids, Ward 2, Precinct 32 | 191 | 520 | 4 | 18 | 4 | 1 | | | | | | |
| Grand Rapids, Ward 2, Precinct 33 | 167 | 544 | 3 | 14 | 3 | 1 | | | | | | |
| Grand Rapids, Ward 2, Precinct 34 | 393 | 804 | 5 | 16 | 8 | 1 | | | | | | |
| Grand Rapids, Ward 2, Precinct 35 | 547 | 764 | 2 | 19 | 5 | 0 | | | | | | |
| Grand Rapids, Ward 2, Precinct 36 | 201 | 317 | 14 | 10 | 7 | 2 | | | | | | |
| Grand Rapids, Ward 2, Precinct 37 | 639 | 935 | 5 | 30 | 4 | 1 | | | | | | |
| Grand Rapids, Ward 2, Precinct 38 | 397 | 971 | 9 | 28 | 7 | 3 | | | | | | |
| Grand Rapids, Ward 2, Precinct 39 | 88 | 485 | 2 | 11 | 2 | 0 | | | | | | |
| Grand Rapids, Ward 2, Precinct 40 | 199 | 974 | 1 | 23 | 3 | 1 | | | | | | |
| Grand Rapids, Ward 2, Precinct 41 | 1,100 | 1,523 | 18 | 49 | 12 | 12 | | | | | | |
| Grand Rapids, Ward 2, Precinct 42 | 488 | 820 | 6 | 23 | 7 | 0 | | | | | | |

| | | | | | | |
|---|---|---|---|---|---|---|
| Grand Rapids, Ward 2, Precinct 43 | 472 | 625 | 4 | 17 | 4 | 2 |
| Grand Rapids, Ward 2, Precinct 44 | 531 | 682 | 7 | 11 | 7 | 2 |
| Grand Rapids, Ward 2, Precinct 45 | 705 | 752 | 0 | 14 | 3 | 0 |
| Grand Rapids, Ward 2, Precinct 46 | 484 | 718 | 8 | 18 | 1 | 1 |
| Grand Rapids, Ward 2, Precinct 47 | 480 | 768 | 7 | 8 | 3 | 1 |
| Grand Rapids, Ward 2, Precinct 48 | 177 | 620 | 5 | 22 | 5 | 1 |
| Grand Rapids, Ward 2, Precinct 49 | 216 | 869 | 5 | 23 | 6 | 0 |
| Grand Rapids, Ward 2, Precinct 50 | 208 | 1,169 | 3 | 22 | 4 | 1 |
| Grand Rapids, Ward 3, Precinct 51 | 269 | 572 | 10 | 16 | 4 | 0 |
| Grand Rapids, Ward 3, Precinct 52 | 68 | 427 | 8 | 7 | 3 | 0 |
| Grand Rapids, Ward 3, Precinct 53 | 846 | 855 | 5 | 11 | 4 | 0 |
| Grand Rapids, Ward 3, Precinct 54 | 484 | 520 | 2 | 7 | 1 | 0 |
| Grand Rapids, Ward 3, Precinct 55 | 573 | 833 | 2 | 16 | 1 | 1 |
| Grand Rapids, Ward 3, Precinct 56 | 518 | 735 | 10 | 11 | 2 | 0 |
| Grand Rapids, Ward 3, Precinct 57 | 267 | 510 | 5 | 8 | 0 | 0 |
| Grand Rapids, Ward 3, Precinct 58 | 465 | 634 | 8 | 10 | 2 | 0 |
| Grand Rapids, Ward 3, Precinct 59 | 509 | 1,051 | 4 | 23 | 4 | 1 |
| Grand Rapids, Ward 3, Precinct 60 | 171 | 1,102 | 4 | 22 | 6 | 0 |
| Grand Rapids, Ward 3, Precinct 61 | 116 | 438 | 1 | 8 | 1 | 0 |
| Grand Rapids, Ward 3, Precinct 62 | 152 | 664 | 5 | 13 | 6 | 0 |
| Grand Rapids, Ward 3, Precinct 63 | 117 | 732 | 6 | 18 | 4 | 1 |
| Grand Rapids, Ward 3, Precinct 64 | 200 | 637 | 12 | 15 | 6 | 0 |
| Grand Rapids, Ward 3, Precinct 65 | 268 | 670 | 6 | 10 | 3 | 0 |
| Grand Rapids, Ward 3, Precinct 66 | 63 | 712 | 9 | 16 | 6 | 1 |
| Grand Rapids, Ward 3, Precinct 67 | 76 | 913 | 9 | 13 | 4 | 2 |
| Grand Rapids, Ward 3, Precinct 68 | 243 | 870 | 1 | 11 | 3 | 0 |
| Grand Rapids, Ward 3, Precinct 69 | 486 | 479 | 2 | 5 | 0 | 1 |
| Grand Rapids, Ward 3, Precinct 70 | 40 | 580 | 9 | 12 | 8 | 2 |
| Grand Rapids, Ward 3, Precinct 71 | 179 | 744 | 1 | 16 | 0 | 3 |
| Grand Rapids, Ward 3, Precinct 72 | 174 | 413 | 1 | 9 | 1 | 0 |
| Grand Rapids, Ward 3, Precinct 73 | 258 | 487 | 1 | 7 | 1 | 0 |
| Grand Rapids, Ward 3, Precinct 74 | 219 | 550 | 1 | 17 | 5 | 2 |
| Grand Rapids, Ward 3, Precinct 75 | 94 | 474 | 2 | 12 | 8 | 1 |
| Grand Rapids, Ward 3, Precinct 76 | 49 | 575 | 2 | 14 | 2 | 0 |
| Grand Rapids, Ward 3, Precinct 77 | 292 | 599 | 1 | 10 | 2 | 1 |
| Grandville, Precinct 1 | 560 | 431 | 11 | 12 | 1 | 2 |
| Grandville, Precinct 2 | 682 | 504 | 5 | 14 | 4 | 0 |
| Grandville, Precinct 3 | 833 | 505 | 7 | 17 | 5 | 3 |
| Grandville, Precinct 4 | 873 | 575 | 7 | 10 | 3 | 1 |
| Grandville, Precinct 5 | 895 | 555 | 12 | 8 | 1 | 2 |
| Grandville, Precinct 6 | 724 | 427 | 5 | 5 | 4 | 3 |
| Kentwood, Ward 1, Precinct 1 | 446 | 529 | 7 | 8 | 4 | 3 |
| Kentwood, Ward 1, Precinct 2 | 741 | 904 | 9 | 29 | 5 | 2 |
| Kentwood, Ward 1, Precinct 3 | 444 | 493 | 7 | 10 | 4 | 0 |
| Kentwood, Ward 1, Precinct 4 | 247 | 364 | 10 | 12 | 4 | 1 |
| Kentwood, Ward 1, Precinct 5 | 294 | 322 | 4 | 14 | 0 | 3 |
| Kentwood, Ward 1, Precinct 6 | 468 | 563 | 9 | 20 | 8 | 1 |
| Kentwood, Ward 1, Precinct 7 | 404 | 631 | 8 | 15 | 3 | 0 |
| Kentwood, Ward 1, Precinct 8 | 773 | 762 | 4 | 14 | 11 | 1 |
| Kentwood, Ward 1, Precinct 9 | 431 | 673 | 7 | 10 | 9 | 2 |
| Kentwood, Ward 2, Precinct 10 | 610 | 759 | 4 | 13 | 1 | 0 |
| Kentwood, Ward 2, Precinct 11 | 784 | 924 | 7 | 18 | 4 | 1 |
| Kentwood, Ward 2, Precinct 12 | 344 | 552 | 3 | 13 | 6 | 0 |
| Kentwood, Ward 2, Precinct 13 | 545 | 619 | 8 | 13 | 6 | 1 |
| Kentwood, Ward 2, Precinct 14 | 229 | 270 | 4 | 4 | 1 | 0 |
| Kentwood, Ward 2, Precinct 15 | 340 | 838 | 4 | 27 | 4 | 3 |
| Kentwood, Ward 2, Precinct 16 | 866 | 920 | 2 | 15 | 3 | 3 |
| Kentwood, Ward 2, Precinct 17 | 245 | 497 | 2 | 3 | 6 | 0 |
| Kentwood, Ward 2, Precinct 18 | 314 | 638 | 9 | 16 | 5 | 2 |
| Lowell, Precinct 1 | 460 | 457 | 6 | 21 | 6 | 4 |
| Lowell, Precinct 2 | 382 | 322 | 4 | 10 | 6 | 2 |
| Rockford, Precinct 1 | 579 | 584 | 10 | 9 | 2 | 3 |
| Rockford, Precinct 2 | 859 | 813 | 10 | 16 | 5 | 1 |
| Walker, Ward 1, Precinct 1 | 386 | 556 | 8 | 24 | 5 | 5 |
| Walker, Ward 1, Precinct 2 | 606 | 521 | 11 | 17 | 4 | 0 |
| Walker, Ward 1, Precinct 3 | 627 | 633 | 7 | 20 | 8 | 6 |
| Walker, Ward 2, Precinct 4 | 904 | 612 | 9 | 16 | 4 | 0 |
| Walker, Ward 2, Precinct 5 | 754 | 541 | 7 | 12 | 5 | 0 |
| Walker, Ward 2, Precinct 6 | 634 | 497 | 10 | 20 | 10 | 1 |
| Walker, Ward 3, Precinct 7 | 707 | 578 | 9 | 15 | 7 | 4 |
| Walker, Ward 3, Precinct 8 | 793 | 439 | 3 | 9 | 5 | 1 |
| Walker, Ward 3, Precinct 9 | 661 | 566 | 11 | 20 | 1 | 1 |
| Wyoming, Ward 1, Precinct 1 | 359 | 508 | 12 | 14 | 9 | 2 |
| Wyoming, Ward 1, Precinct 2 | 198 | 302 | 2 | 16 | 5 | 3 |
| Wyoming, Ward 1, Precinct 3 | 350 | 536 | 13 | 18 | 9 | 1 |
| Wyoming, Ward 1, Precinct 4 | 478 | 541 | 6 | 22 | 8 | 4 |
| Wyoming, Ward 1, Precinct 5 | 416 | 559 | 13 | 20 | 9 | 3 |
| Wyoming, Ward 1, Precinct 6 | 282 | 408 | 10 | 15 | 2 | 2 |
| Wyoming, Ward 1, Precinct 7 | 635 | 482 | 2 | 8 | 3 | 2 |
| Wyoming, Ward 1, Precinct 8 | 279 | 273 | 6 | 9 | 1 | 0 |
| Wyoming, Ward 1, Precinct 9 | 391 | 562 | 18 | 27 | 15 | 0 |

| | | | | | | |
|---|---|---|---|---|---|---|
| Wyoming, Ward 2, Precinct 10 | 237 | 395 | 10 | 10 | 5 | 0 |
| Wyoming, Ward 2, Precinct 11 | 173 | 361 | 10 | 10 | 5 | 1 |
| Wyoming, Ward 2, Precinct 12 | 178 | 287 | 8 | 14 | 4 | 3 |
| Wyoming, Ward 2, Precinct 13 | 398 | 430 | 8 | 16 | 7 | 0 |
| Wyoming, Ward 2, Precinct 14 | 353 | 285 | 7 | 11 | 1 | 0 |
| Wyoming, Ward 2, Precinct 15 | 240 | 263 | 2 | 11 | 2 | 2 |
| Wyoming, Ward 2, Precinct 16 | 393 | 330 | 4 | 18 | 8 | 4 |
| Wyoming, Ward 2, Precinct 17 | 276 | 464 | 13 | 15 | 8 | 3 |
| Wyoming, Ward 2, Precinct 18 | 295 | 336 | 7 | 12 | 7 | 0 |
| Wyoming, Ward 2, Precinct 19 | 453 | 531 | 14 | 15 | 15 | 3 |
| Wyoming, Ward 2, Precinct 20 | 414 | 534 | 12 | 18 | 4 | 2 |
| Wyoming, Ward 3, Precinct 21 | 632 | 570 | 12 | 14 | 3 | 3 |
| Wyoming, Ward 3, Precinct 22 | 360 | 388 | 5 | 10 | 6 | 0 |
| Wyoming, Ward 3, Precinct 23 | 414 | 575 | 12 | 30 | 8 | 2 |
| Wyoming, Ward 3, Precinct 24 | 572 | 571 | 14 | 14 | 8 | 1 |
| Wyoming, Ward 3, Precinct 25 | 704 | 442 | 5 | 10 | 0 | 1 |
| Wyoming, Ward 3, Precinct 26 | 386 | 378 | 2 | 8 | 1 | 3 |
| Wyoming, Ward 3, Precinct 27 | 421 | 322 | 4 | 11 | 1 | 0 |
| Wyoming, Ward 3, Precinct 28 | 799 | 514 | 5 | 10 | 1 | 3 |
| Wyoming, Ward 3, Precinct 29 | 658 | 418 | 7 | 10 | 1 | 1 |
| Wyoming, Ward 3, Precinct 30 | 907 | 465 | 3 | 6 | 3 | 1 |
| Courtland Township, Precinct 1 | 846 | 555 | 8 | 4 | 1 | 1 |
| Courtland Township, Precinct 2 | 967 | 486 | 13 | 14 | 6 | 0 |
| Courtland Township, Precinct 3 | 906 | 478 | 7 | 9 | 5 | 0 |
| Gaines Charter Township, Precinct 1 | 1,106 | 367 | 7 | 12 | 1 | 0 |
| Gaines Charter Township, Precinct 2 | 641 | 408 | 3 | 9 | 2 | 0 |
| Gaines Charter Township, Precinct 3 | 841 | 387 | 13 | 10 | 8 | 4 |
| Gaines Charter Township, Precinct 4 | 534 | 573 | 19 | 21 | 13 | 5 |
| Gaines Charter Township, Precinct 5 | 376 | 530 | 5 | 15 | 3 | 0 |
| Gaines Charter Township, Precinct 6 | 953 | 408 | 7 | 3 | 2 | 0 |
| Gaines Charter Township, Precinct 7 | 1,174 | 599 | 8 | 12 | 0 | 2 |
| Gaines Charter Township, Precinct 8 | 874 | 510 | 10 | 12 | 4 | 1 |
| Gaines Charter Township, Precinct 9 | 562 | 551 | 3 | 7 | 0 | 1 |
| Grand Rapids Charter Township, Precinct 1 | 627 | 424 | 1 | 6 | 4 | 0 |
| Grand Rapids Charter Township, Precinct 2 | 395 | 334 | 0 | 3 | 0 | 0 |
| Grand Rapids Charter Township, Precinct 3 | 663 | 667 | 2 | 11 | 3 | 0 |
| Grand Rapids Charter Township, Precinct 4 | 659 | 587 | 0 | 8 | 2 | 0 |
| Grand Rapids Charter Township, Precinct 5 | 655 | 685 | 5 | 4 | 2 | 1 |
| Grand Rapids Charter Township, Precinct 6 | 669 | 570 | 4 | 8 | 8 | 1 |
| Grand Rapids Charter Township, Precinct 7 | 348 | 302 | 3 | 10 | 2 | 1 |
| Grand Rapids Charter Township, Precinct 8 | 690 | 591 | 3 | 3 | 2 | 0 |
| Grand Rapids Charter Township, Precinct 9 | 534 | 340 | 4 | 5 | 0 | 1 |
| Grattan Township, Precinct 1 | 640 | 320 | 11 | 8 | 3 | 0 |
| Grattan Township, Precinct 2 | 611 | 486 | 6 | 13 | 5 | 0 |
| Lowell Charter Township, Precinct 1 | 1,003 | 604 | 14 | 15 | 2 | 0 |
| Lowell Charter Township, Precinct 2 | 724 | 566 | 12 | 24 | 5 | 1 |
| Nelson Township, Precinct 1 | 679 | 390 | 7 | 12 | 10 | 2 |
| Nelson Township, Precinct 2 | 632 | 296 | 7 | 6 | 4 | 2 |
| Oakfield Township, Precinct 1 | 581 | 373 | 8 | 8 | 4 | 1 |
| Oakfield Township, Precinct 2 | 676 | 363 | 7 | 13 | 8 | 1 |
| Oakfield Township, Precinct 3 | 450 | 304 | 4 | 5 | 2 | 1 |
| Plainfield Charter Township, Precinct 1 | 1,085 | 791 | 8 | 19 | 11 | 0 |
| Plainfield Charter Township, Precinct 2 | 803 | 579 | 13 | 15 | 5 | 4 |
| Plainfield Charter Township, Precinct 3 | 585 | 561 | 15 | 19 | 14 | 2 |
| Plainfield Charter Township, Precinct 4 | 722 | 685 | 7 | 13 | 4 | 2 |
| Plainfield Charter Township, Precinct 5 | 693 | 632 | 17 | 22 | 4 | 5 |
| Plainfield Charter Township, Precinct 6 | 1,212 | 757 | 15 | 18 | 11 | 0 |
| Plainfield Charter Township, Precinct 7 | 1,129 | 785 | 9 | 8 | 5 | 0 |
| Plainfield Charter Township, Precinct 8 | 942 | 908 | 6 | 23 | 9 | 0 |
| Plainfield Charter Township, Precinct 9 | 868 | 685 | 16 | 14 | 10 | 1 |
| Plainfield Charter Township, Precinct 10 | 773 | 536 | 2 | 16 | 5 | 1 |
| Plainfield Charter Township, Precinct 11 | 740 | 517 | 7 | 14 | 0 | 0 |
| Solon Township, Precinct 1 | 671 | 381 | 8 | 10 | 6 | 1 |
| Solon Township, Precinct 2 | 1,054 | 507 | 17 | 24 | 10 | 3 |
| Sparta Township, Precinct 1 | 883 | 673 | 26 | 22 | 17 | 5 |
| Sparta Township, Precinct 2 | 573 | 307 | 9 | 11 | 1 | 0 |
| Sparta Township, Precinct 3 | 676 | 404 | 8 | 10 | 9 | 2 |
| Spencer Township, Precinct 1 | 1,112 | 608 | 16 | 18 | 11 | 6 |
| Tyrone Township, Precinct 1 | 696 | 316 | 12 | 17 | 10 | 0 |
| Tyrone Township, Precinct 2 | 517 | 261 | 7 | 14 | 4 | 1 |
| Vergennes Township, Precinct 1 | 856 | 473 | 9 | 5 | 3 | 0 |
| Vergennes Township, Precinct 2 | 707 | 424 | 6 | 7 | 1 | 2 |
| Total | 136,227 | 137,089 | 1,699 | 3,364 | 1,095 | 308 |

| **Rep in Congress 2nd (Vote for 1)** | | | | | | |
|---|---|---|---|---|---|---|
| Precinct | Bill Huizenga - REP | Rob Davidson - DEM | Ronald E. Graeser - UST | Write-in | | |
| Byron Township, Precinct 4 | 44 | 4 | 1 | 0 | | |
| Grandville, Precinct 1 | 577 | 413 | 21 | 3 | | |

| | | | | | | | | | | | | |
|---|---|---|---|---|---|---|---|---|---|---|---|---|
| Grandville, Precinct 2 | 682 | 496 | 19 | 0 | | | | | | | | |
| Grandville, Precinct 3 | 831 | 498 | 22 | 4 | | | | | | | | |
| Grandville, Precinct 4 | 882 | 563 | 19 | 1 | | | | | | | | |
| Grandville, Precinct 5 | 908 | 535 | 17 | 2 | | | | | | | | |
| Grandville, Precinct 6 | 735 | 406 | 15 | 3 | | | | | | | | |
| Kentwood, Ward 1, Precinct 1 | 454 | 507 | 22 | 1 | | | | | | | | |
| Kentwood, Ward 1, Precinct 2 | 751 | 898 | 25 | 5 | | | | | | | | |
| Kentwood, Ward 1, Precinct 3 | 452 | 472 | 15 | 2 | | | | | | | | |
| Kentwood, Ward 1, Precinct 4 | 246 | 358 | 23 | 3 | | | | | | | | |
| Kentwood, Ward 1, Precinct 5 | 312 | 309 | 9 | 3 | | | | | | | | |
| Kentwood, Ward 1, Precinct 6 | 491 | 546 | 20 | 2 | | | | | | | | |
| Kentwood, Ward 1, Precinct 7 | 403 | 639 | 13 | 2 | | | | | | | | |
| Kentwood, Ward 1, Precinct 8 | 772 | 770 | 13 | 1 | | | | | | | | |
| Kentwood, Ward 1, Precinct 9 | 437 | 672 | 16 | 1 | | | | | | | | |
| Kentwood, Ward 2, Precinct 10 | 624 | 737 | 5 | 0 | | | | | | | | |
| Kentwood, Ward 2, Precinct 11 | 783 | 922 | 12 | 0 | | | | | | | | |
| Kentwood, Ward 2, Precinct 12 | 334 | 560 | 14 | 0 | | | | | | | | |
| Kentwood, Ward 2, Precinct 13 | 585 | 591 | 15 | 0 | | | | | | | | |
| Kentwood, Ward 2, Precinct 14 | 229 | 258 | 12 | 0 | | | | | | | | |
| Kentwood, Ward 2, Precinct 15 | 328 | 850 | 16 | 3 | | | | | | | | |
| Kentwood, Ward 2, Precinct 16 | 876 | 900 | 14 | 4 | | | | | | | | |
| Kentwood, Ward 2, Precinct 17 | 255 | 486 | 8 | 0 | | | | | | | | |
| Kentwood, Ward 2, Precinct 18 | 326 | 612 | 24 | 3 | | | | | | | | |
| Walker, Ward 1, Precinct 1 | 374 | 576 | 22 | 5 | | | | | | | | |
| Walker, Ward 1, Precinct 2 | 649 | 483 | 15 | 1 | | | | | | | | |
| Walker, Ward 1, Precinct 3 | 629 | 621 | 23 | 6 | | | | | | | | |
| Walker, Ward 2, Precinct 4 | 922 | 590 | 21 | 0 | | | | | | | | |
| Walker, Ward 2, Precinct 5 | 768 | 523 | 11 | 0 | | | | | | | | |
| Walker, Ward 2, Precinct 6 | 640 | 479 | 28 | 1 | | | | | | | | |
| Walker, Ward 3, Precinct 7 | 702 | 578 | 22 | 5 | | | | | | | | |
| Walker, Ward 3, Precinct 8 | 807 | 423 | 13 | 1 | | | | | | | | |
| Walker, Ward 3, Precinct 9 | 667 | 573 | 11 | 0 | | | | | | | | |
| Wyoming, Ward 1, Precinct 1 | 364 | 502 | 32 | 1 | | | | | | | | |
| Wyoming, Ward 1, Precinct 2 | 205 | 296 | 14 | 3 | | | | | | | | |
| Wyoming, Ward 1, Precinct 3 | 350 | 539 | 25 | 0 | | | | | | | | |
| Wyoming, Ward 1, Precinct 4 | 486 | 528 | 25 | 3 | | | | | | | | |
| Wyoming, Ward 1, Precinct 5 | 422 | 568 | 26 | 0 | | | | | | | | |
| Wyoming, Ward 1, Precinct 6 | 275 | 407 | 28 | 5 | | | | | | | | |
| Wyoming, Ward 1, Precinct 7 | 623 | 477 | 22 | 1 | | | | | | | | |
| Wyoming, Ward 1, Precinct 8 | 266 | 271 | 16 | 1 | | | | | | | | |
| Wyoming, Ward 1, Precinct 9 | 390 | 566 | 32 | 3 | | | | | | | | |
| Wyoming, Ward 2, Precinct 10 | 238 | 390 | 17 | 1 | | | | | | | | |
| Wyoming, Ward 2, Precinct 11 | 165 | 371 | 15 | 2 | | | | | | | | |
| Wyoming, Ward 2, Precinct 12 | 184 | 290 | 12 | 2 | | | | | | | | |
| Wyoming, Ward 2, Precinct 13 | 399 | 440 | 13 | 0 | | | | | | | | |
| Wyoming, Ward 2, Precinct 14 | 358 | 281 | 13 | 0 | | | | | | | | |
| Wyoming, Ward 2, Precinct 15 | 237 | 262 | 10 | 3 | | | | | | | | |
| Wyoming, Ward 2, Precinct 16 | 394 | 333 | 18 | 2 | | | | | | | | |
| Wyoming, Ward 2, Precinct 17 | 273 | 479 | 11 | 2 | | | | | | | | |
| Wyoming, Ward 2, Precinct 18 | 299 | 340 | 13 | 1 | | | | | | | | |
| Wyoming, Ward 2, Precinct 19 | 448 | 544 | 19 | 3 | | | | | | | | |
| Wyoming, Ward 2, Precinct 20 | 434 | 517 | 22 | 0 | | | | | | | | |
| Wyoming, Ward 3, Precinct 21 | 629 | 571 | 24 | 3 | | | | | | | | |
| Wyoming, Ward 3, Precinct 22 | 384 | 362 | 16 | 0 | | | | | | | | |
| Wyoming, Ward 3, Precinct 23 | 429 | 579 | 19 | 5 | | | | | | | | |
| Wyoming, Ward 3, Precinct 24 | 582 | 562 | 21 | 3 | | | | | | | | |
| Wyoming, Ward 3, Precinct 25 | 695 | 439 | 11 | 2 | | | | | | | | |
| Wyoming, Ward 3, Precinct 26 | 402 | 361 | 7 | 1 | | | | | | | | |
| Wyoming, Ward 3, Precinct 27 | 414 | 322 | 13 | 0 | | | | | | | | |
| Wyoming, Ward 3, Precinct 28 | 795 | 509 | 11 | 3 | | | | | | | | |
| Wyoming, Ward 3, Precinct 29 | 666 | 411 | 10 | 2 | | | | | | | | |
| Wyoming, Ward 3, Precinct 30 | **901** | **457** | **14** | **2** | | | | | | | | |
| Total | 32,182 | 31,822 | 1,085 | 116 | | | | | | | | |
| | | | | | | | | | | | | |
| | | | | | | | | | | | | |
| **Rep in Congress 3rd (Vote for 1)** | | | | | | | | | | | | |
| Precinct | Justin Amash - REP | Cathy Albro - DEM | Ted Gerrard - UST | Write-in | Joe Farrington | | | | | | | |
| Ada Township, Precinct 1 | 482 | 344 | 20 | 1 | 0 | | | | | | | |
| Ada Township, Precinct 2 | 907 | 615 | 21 | 4 | 0 | | | | | | | |
| Ada Township, Precinct 3 | 554 | 341 | 24 | 3 | 0 | | | | | | | |
| Ada Township, Precinct 4 | 501 | 258 | 6 | 0 | 0 | | | | | | | |
| Ada Township, Precinct 5 | 901 | 429 | 18 | 3 | 0 | | | | | | | |
| Ada Township, Precinct 6 | 332 | 254 | 6 | 0 | 0 | | | | | | | |
| Ada Township, Precinct 7 | 441 | 325 | 8 | 0 | 0 | | | | | | | |
| Ada Township, Precinct 8 | 472 | 316 | 16 | 0 | 0 | | | | | | | |
| Algoma Township, Precinct 1 | 559 | 215 | 28 | 0 | 0 | | | | | | | |
| Algoma Township, Precinct 2 | 730 | 288 | 21 | 1 | 0 | | | | | | | |
| Algoma Township, Precinct 3 | 760 | 284 | 27 | 2 | 0 | | | | | | | |
| Algoma Township, Precinct 4 | 624 | 390 | 37 | 1 | 0 | | | | | | | |

| | | | | | | | | | | | | |
|---|---|---|---|---|---|---|---|---|---|---|---|---|
| Algoma Township, Precinct 5 | 888 | 480 | 26 | 0 | 0 | | | | | | | |
| Alpine Township, Precinct 1 | 423 | 224 | 18 | 0 | 0 | | | | | | | |
| Alpine Township, Precinct 2 | 391 | 392 | 25 | 1 | 0 | | | | | | | |
| Alpine Township, Precinct 3 | 819 | 597 | 33 | 3 | 0 | | | | | | | |
| Alpine Township, Precinct 4 | 690 | 424 | 23 | 1 | 0 | | | | | | | |
| Alpine Township, Precinct 5 | 443 | 215 | 19 | 2 | 0 | | | | | | | |
| Alpine Township, Precinct 6 | 180 | 430 | 30 | 5 | 0 | | | | | | | |
| Bowne Township, Precinct 1 | 1,225 | 368 | 46 | 0 | 0 | | | | | | | |
| Byron Township, Precinct 1 | 1,329 | 323 | 51 | 4 | 0 | | | | | | | |
| Byron Township, Precinct 2 | 1,444 | 426 | 26 | 0 | 0 | | | | | | | |
| Byron Township, Precinct 3 | 517 | 501 | 38 | 6 | 0 | | | | | | | |
| Byron Township, Precinct 4 | 1,152 | 256 | 27 | 1 | 0 | | | | | | | |
| Byron Township, Precinct 5 | 1,362 | 298 | 27 | 2 | 0 | | | | | | | |
| Byron Township, Precinct 6 | 761 | 268 | 20 | 1 | 0 | | | | | | | |
| Byron Township, Precinct 7 | 1,007 | 390 | 29 | 3 | 0 | | | | | | | |
| Byron Township, Precinct 8 | 942 | 502 | 31 | 2 | 0 | | | | | | | |
| Caledonia Township, Precinct 1 | 474 | 249 | 16 | 0 | 0 | | | | | | | |
| Caledonia Township, Precinct 2 | 998 | 408 | 33 | 0 | 0 | | | | | | | |
| Caledonia Township, Precinct 3 | 1,013 | 393 | 46 | 1 | 0 | | | | | | | |
| Caledonia Township, Precinct 4 | 661 | 250 | 24 | 0 | 0 | | | | | | | |
| Caledonia Township, Precinct 5 | 1,084 | 406 | 33 | 2 | 0 | | | | | | | |
| Caledonia Township, Precinct 6 | 791 | 420 | 26 | 3 | 0 | | | | | | | |
| Cannon Township, Precinct 1 | 995 | 457 | 28 | 2 | 0 | | | | | | | |
| Cannon Township, Precinct 2 | 875 | 416 | 25 | 1 | 0 | | | | | | | |
| Cannon Township, Precinct 3 | 701 | 411 | 27 | 2 | 0 | | | | | | | |
| Cannon Township, Precinct 4 | 1,035 | 503 | 29 | 1 | 0 | | | | | | | |
| Cannon Township, Precinct 5 | 751 | 323 | 30 | 4 | 0 | | | | | | | |
| Cannon Township, Precinct 6 | 853 | 422 | 32 | 1 | 0 | | | | | | | |
| Cascade Charter Township, Precinct 1 | 666 | 339 | 12 | 0 | 0 | | | | | | | |
| Cascade Charter Township, Precinct 2 | 747 | 452 | 20 | 1 | 0 | | | | | | | |
| Cascade Charter Township, Precinct 3 | 499 | 323 | 9 | 1 | 0 | | | | | | | |
| Cascade Charter Township, Precinct 4 | 743 | 484 | 8 | 1 | 0 | | | | | | | |
| Cascade Charter Township, Precinct 5 | 1,080 | 574 | 19 | 2 | 0 | | | | | | | |
| Cascade Charter Township, Precinct 6 | 589 | 449 | 25 | 1 | 0 | | | | | | | |
| Cascade Charter Township, Precinct 7 | 442 | 311 | 14 | 0 | 0 | | | | | | | |
| Cascade Charter Township, Precinct 8 | 545 | 449 | 16 | 3 | 0 | | | | | | | |
| Cascade Charter Township, Precinct 9 | 626 | 413 | 22 | 2 | 0 | | | | | | | |
| Cascade Charter Township, Precinct 10 | 608 | 329 | 11 | 0 | 0 | | | | | | | |
| Cedar Springs, Precinct 1 | 656 | 358 | 34 | 2 | 0 | | | | | | | |
| East Grand Rapids, Ward 1, Precinct 1 | 455 | 651 | 9 | 0 | 0 | | | | | | | |
| East Grand Rapids, Ward 1, Precinct 2 | 498 | 598 | 17 | 1 | 0 | | | | | | | |
| East Grand Rapids, Ward 2, Precinct 3 | 459 | 630 | 7 | 1 | 0 | | | | | | | |
| East Grand Rapids, Ward 2, Precinct 4 | 418 | 601 | 11 | 0 | 0 | | | | | | | |
| East Grand Rapids, Ward 3, Precinct 5 | 421 | 660 | 3 | 0 | 0 | | | | | | | |
| East Grand Rapids, Ward 3, Precinct 6 | 401 | 696 | 7 | 1 | 0 | | | | | | | |
| Grand Rapids, Ward 1, Precinct 1 | 321 | 684 | 33 | 7 | 0 | | | | | | | |
| Grand Rapids, Ward 1, Precinct 2 | 132 | 354 | 10 | 0 | 0 | | | | | | | |
| Grand Rapids, Ward 1, Precinct 3 | 492 | 806 | 16 | 0 | 0 | | | | | | | |
| Grand Rapids, Ward 1, Precinct 4 | 319 | 813 | 8 | 1 | 0 | | | | | | | |
| Grand Rapids, Ward 1, Precinct 5 | 210 | 437 | 14 | 1 | 0 | | | | | | | |
| Grand Rapids, Ward 1, Precinct 6 | 699 | 690 | 22 | 2 | 0 | | | | | | | |
| Grand Rapids, Ward 1, Precinct 7 | 307 | 275 | 17 | 4 | 0 | | | | | | | |
| Grand Rapids, Ward 1, Precinct 8 | 395 | 487 | 16 | 4 | 0 | | | | | | | |
| Grand Rapids, Ward 1, Precinct 9 | 232 | 618 | 15 | 3 | 0 | | | | | | | |
| Grand Rapids, Ward 1, Precinct 10 | 418 | 578 | 20 | 0 | 0 | | | | | | | |
| Grand Rapids, Ward 1, Precinct 11 | 328 | 285 | 11 | 0 | 0 | | | | | | | |
| Grand Rapids, Ward 1, Precinct 12 | 191 | 482 | 28 | 1 | 0 | | | | | | | |
| Grand Rapids, Ward 1, Precinct 13 | 329 | 560 | 22 | 2 | 0 | | | | | | | |
| Grand Rapids, Ward 1, Precinct 14 | 520 | 682 | 31 | 1 | 0 | | | | | | | |
| Grand Rapids, Ward 1, Precinct 15 | 80 | 462 | 15 | 1 | 0 | | | | | | | |
| Grand Rapids, Ward 1, Precinct 16 | 115 | 521 | 18 | 0 | 0 | | | | | | | |
| Grand Rapids, Ward 1, Precinct 17 | 435 | 646 | 41 | 5 | 0 | | | | | | | |
| Grand Rapids, Ward 1, Precinct 18 | 48 | 363 | 6 | 3 | 0 | | | | | | | |
| Grand Rapids, Ward 1, Precinct 19 | 334 | 580 | 37 | 4 | 0 | | | | | | | |
| Grand Rapids, Ward 1, Precinct 20 | 873 | 671 | 25 | 4 | 0 | | | | | | | |
| Grand Rapids, Ward 1, Precinct 21 | 783 | 521 | 32 | 0 | 0 | | | | | | | |
| Grand Rapids, Ward 1, Precinct 22 | 42 | 175 | 6 | 0 | 0 | | | | | | | |
| Grand Rapids, Ward 1, Precinct 23 | 751 | 526 | 15 | 1 | 0 | | | | | | | |
| Grand Rapids, Ward 1, Precinct 24 | 53 | 384 | 17 | 1 | 0 | | | | | | | |
| Grand Rapids, Ward 2, Precinct 25 | 161 | 601 | 15 | 1 | 0 | | | | | | | |
| Grand Rapids, Ward 2, Precinct 26 | 362 | 600 | 22 | 2 | 0 | | | | | | | |
| Grand Rapids, Ward 2, Precinct 27 | 258 | 467 | 18 | 0 | 0 | | | | | | | |
| Grand Rapids, Ward 2, Precinct 28 | 378 | 724 | 19 | 4 | 0 | | | | | | | |
| Grand Rapids, Ward 2, Precinct 29 | 210 | 547 | 21 | 2 | 0 | | | | | | | |
| Grand Rapids, Ward 2, Precinct 30 | 408 | 805 | 14 | 2 | 0 | | | | | | | |
| Grand Rapids, Ward 2, Precinct 31 | 365 | 765 | 35 | 1 | 0 | | | | | | | |
| Grand Rapids, Ward 2, Precinct 32 | 214 | 496 | 11 | 2 | 0 | | | | | | | |
| Grand Rapids, Ward 2, Precinct 33 | 177 | 540 | 3 | 3 | 0 | | | | | | | |
| Grand Rapids, Ward 2, Precinct 34 | 434 | 753 | 23 | 1 | 0 | | | | | | | |
| Grand Rapids, Ward 2, Precinct 35 | 584 | 722 | 20 | 1 | 0 | | | | | | | |
| Grand Rapids, Ward 2, Precinct 36 | 217 | 304 | 18 | 2 | 0 | | | | | | | |

| | | | | | | | | | | | | | |
|---|---|---|---|---|---|---|---|---|---|---|---|---|---|
| Grand Rapids, Ward 2, Precinct 37 | 687 | 875 | 29 | 3 | 0 | | | | | | | | |
| Grand Rapids, Ward 2, Precinct 38 | 422 | 938 | 20 | 6 | 0 | | | | | | | | |
| Grand Rapids, Ward 2, Precinct 39 | 95 | 476 | 4 | 5 | 0 | | | | | | | | |
| Grand Rapids, Ward 2, Precinct 40 | 233 | 945 | 8 | 7 | 0 | | | | | | | | |
| Grand Rapids, Ward 2, Precinct 41 | 1,175 | 1,428 | 73 | 14 | 0 | | | | | | | | |
| Grand Rapids, Ward 2, Precinct 42 | 511 | 785 | 19 | 3 | 0 | | | | | | | | |
| Grand Rapids, Ward 2, Precinct 43 | 484 | 589 | 25 | 2 | 0 | | | | | | | | |
| Grand Rapids, Ward 2, Precinct 44 | 589 | 611 | 25 | 1 | 0 | | | | | | | | |
| Grand Rapids, Ward 2, Precinct 45 | 730 | 707 | 20 | 1 | 0 | | | | | | | | |
| Grand Rapids, Ward 2, Precinct 46 | 530 | 661 | 16 | 2 | 0 | | | | | | | | |
| Grand Rapids, Ward 2, Precinct 47 | 499 | 729 | 17 | 0 | 0 | | | | | | | | |
| Grand Rapids, Ward 2, Precinct 48 | 186 | 612 | 13 | 3 | 0 | | | | | | | | |
| Grand Rapids, Ward 2, Precinct 49 | 246 | 839 | 14 | 0 | 0 | | | | | | | | |
| Grand Rapids, Ward 2, Precinct 50 | 258 | 1,121 | 17 | 2 | 0 | | | | | | | | |
| Grand Rapids, Ward 3, Precinct 51 | 292 | 554 | 19 | 1 | 0 | | | | | | | | |
| Grand Rapids, Ward 3, Precinct 52 | 76 | 418 | 11 | 1 | 0 | | | | | | | | |
| Grand Rapids, Ward 3, Precinct 53 | 920 | 758 | 18 | 0 | 0 | | | | | | | | |
| Grand Rapids, Ward 3, Precinct 54 | 518 | 473 | 8 | 1 | 0 | | | | | | | | |
| Grand Rapids, Ward 3, Precinct 55 | 627 | 775 | 9 | 1 | 0 | | | | | | | | |
| Grand Rapids, Ward 3, Precinct 56 | 588 | 661 | 13 | 0 | 0 | | | | | | | | |
| Grand Rapids, Ward 3, Precinct 57 | 286 | 490 | 7 | 0 | 0 | | | | | | | | |
| Grand Rapids, Ward 3, Precinct 58 | 504 | 588 | 16 | 0 | 0 | | | | | | | | |
| Grand Rapids, Ward 3, Precinct 59 | 582 | 971 | 16 | 1 | 0 | | | | | | | | |
| Grand Rapids, Ward 3, Precinct 60 | 203 | 1,080 | 12 | 2 | 0 | | | | | | | | |
| Grand Rapids, Ward 3, Precinct 61 | 141 | 407 | 2 | 0 | 0 | | | | | | | | |
| Grand Rapids, Ward 3, Precinct 62 | 168 | 651 | 11 | 0 | 0 | | | | | | | | |
| Grand Rapids, Ward 3, Precinct 63 | 128 | 723 | 14 | 1 | 0 | | | | | | | | |
| Grand Rapids, Ward 3, Precinct 64 | 214 | 630 | 17 | 2 | 0 | | | | | | | | |
| Grand Rapids, Ward 3, Precinct 65 | 281 | 632 | 27 | 0 | 0 | | | | | | | | |
| Grand Rapids, Ward 3, Precinct 66 | 59 | 716 | 14 | 2 | 0 | | | | | | | | |
| Grand Rapids, Ward 3, Precinct 67 | 76 | 917 | 12 | 1 | 0 | | | | | | | | |
| Grand Rapids, Ward 3, Precinct 68 | 292 | 828 | 5 | 0 | 0 | | | | | | | | |
| Grand Rapids, Ward 3, Precinct 69 | 514 | 447 | 5 | 0 | 0 | | | | | | | | |
| Grand Rapids, Ward 3, Precinct 70 | 55 | 572 | 8 | 5 | 0 | | | | | | | | |
| Grand Rapids, Ward 3, Precinct 71 | 194 | 727 | 11 | 0 | 0 | | | | | | | | |
| Grand Rapids, Ward 3, Precinct 72 | 183 | 402 | 3 | 1 | 0 | | | | | | | | |
| Grand Rapids, Ward 3, Precinct 73 | 303 | 445 | 3 | 1 | 0 | | | | | | | | |
| Grand Rapids, Ward 3, Precinct 74 | 246 | 525 | 11 | 2 | 0 | | | | | | | | |
| Grand Rapids, Ward 3, Precinct 75 | 106 | 468 | 7 | 1 | 0 | | | | | | | | |
| Grand Rapids, Ward 3, Precinct 76 | 53 | 575 | 3 | 3 | 0 | | | | | | | | |
| Grand Rapids, Ward 3, Precinct 77 | 321 | 567 | 9 | 1 | 0 | | | | | | | | |
| Lowell, Precinct 1 | 498 | 420 | 27 | 4 | 0 | | | | | | | | |
| Lowell, Precinct 2 | 422 | 275 | 20 | 1 | 0 | | | | | | | | |
| Rockford, Precinct 1 | 623 | 511 | 27 | 1 | 0 | | | | | | | | |
| Rockford, Precinct 2 | 926 | 709 | 37 | 3 | 0 | | | | | | | | |
| Courtland Township, Precinct 1 | 898 | 476 | 20 | 2 | 0 | | | | | | | | |
| Courtland Township, Precinct 2 | 1,012 | 420 | 35 | 0 | 0 | | | | | | | | |
| Courtland Township, Precinct 3 | 943 | 412 | 29 | 2 | 0 | | | | | | | | |
| Gaines Charter Township, Precinct 1 | 1,122 | 313 | 27 | 0 | 0 | | | | | | | | |
| Gaines Charter Township, Precinct 2 | 659 | 374 | 15 | 0 | 0 | | | | | | | | |
| Gaines Charter Township, Precinct 3 | 843 | 371 | 28 | 4 | 0 | | | | | | | | |
| Gaines Charter Township, Precinct 4 | 555 | 539 | 48 | 3 | 0 | | | | | | | | |
| Gaines Charter Township, Precinct 5 | 386 | 508 | 21 | 0 | 0 | | | | | | | | |
| Gaines Charter Township, Precinct 6 | 972 | 357 | 28 | 1 | 0 | | | | | | | | |
| Gaines Charter Township, Precinct 7 | 1,252 | 485 | 31 | 2 | 0 | | | | | | | | |
| Gaines Charter Township, Precinct 8 | 903 | 445 | 37 | 0 | 0 | | | | | | | | |
| Gaines Charter Township, Precinct 9 | 583 | 505 | 17 | 1 | 0 | | | | | | | | |
| Grand Rapids Charter Township, Precinct 1 | 680 | 364 | 8 | 1 | 0 | | | | | | | | |
| Grand Rapids Charter Township, Precinct 2 | 408 | 301 | 9 | 0 | 0 | | | | | | | | |
| Grand Rapids Charter Township, Precinct 3 | 707 | 594 | 18 | 1 | 0 | | | | | | | | |
| Grand Rapids Charter Township, Precinct 4 | 663 | 550 | 20 | 2 | 0 | | | | | | | | |
| Grand Rapids Charter Township, Precinct 5 | 679 | 634 | 17 | 3 | 0 | | | | | | | | |
| Grand Rapids Charter Township, Precinct 6 | 684 | 536 | 23 | 2 | 0 | | | | | | | | |
| Grand Rapids Charter Township, Precinct 7 | 375 | 267 | 14 | 2 | 0 | | | | | | | | |
| Grand Rapids Charter Township, Precinct 8 | 734 | 530 | 14 | 0 | 0 | | | | | | | | |
| Grand Rapids Charter Township, Precinct 9 | 555 | 302 | 15 | 2 | 0 | | | | | | | | |
| Grattan Township, Precinct 1 | 659 | 276 | 31 | 3 | 0 | | | | | | | | |
| Grattan Township, Precinct 2 | 672 | 413 | 26 | 0 | 0 | | | | | | | | |
| Lowell Charter Township, Precinct 1 | 1,054 | 521 | 29 | 0 | 0 | | | | | | | | |
| Lowell Charter Township, Precinct 2 | 759 | 507 | 35 | 4 | 0 | | | | | | | | |
| Nelson Township, Precinct 1 | 701 | 332 | 52 | 2 | 0 | | | | | | | | |
| Nelson Township, Precinct 2 | 646 | 263 | 20 | 1 | 0 | | | | | | | | |
| Oakfield Township, Precinct 1 | 601 | 330 | 30 | 3 | 0 | | | | | | | | |
| Oakfield Township, Precinct 2 | 674 | 328 | 49 | 2 | 0 | | | | | | | | |
| Oakfield Township, Precinct 3 | 460 | 259 | 25 | 3 | 0 | | | | | | | | |
| Plainfield Charter Township, Precinct 1 | 1,169 | 674 | 44 | 0 | 0 | | | | | | | | |
| Plainfield Charter Township, Precinct 2 | 835 | 519 | 30 | 6 | 0 | | | | | | | | |
| Plainfield Charter Township, Precinct 3 | 592 | 543 | 42 | 4 | 0 | | | | | | | | |
| Plainfield Charter Township, Precinct 4 | 780 | 607 | 29 | 1 | 0 | | | | | | | | |
| Plainfield Charter Township, Precinct 5 | 724 | 596 | 38 | 1 | 0 | | | | | | | | |
| Plainfield Charter Township, Precinct 6 | 1,241 | 697 | 51 | 0 | 0 | | | | | | | | |

| | | | | | |
|---|---|---|---|---|---|
| Plainfield Charter Township, Precinct 7 | 1,167 | 694 | 42 | 3 | 0 |
| Plainfield Charter Township, Precinct 8 | 1,022 | 795 | 37 | 1 | 0 |
| Plainfield Charter Township, Precinct 9 | 950 | 593 | 34 | 0 | 0 |
| Plainfield Charter Township, Precinct 10 | 798 | 476 | 29 | 0 | 0 |
| Plainfield Charter Township, Precinct 11 | 778 | 453 | 26 | 0 | 0 |
| Solon Township, Precinct 1 | 683 | 340 | 34 | 1 | 0 |
| Solon Township, Precinct 2 | 1,085 | 437 | 66 | 2 | 0 |
| Sparta Township, Precinct 1 | 903 | 596 | 77 | 5 | 0 |
| Sparta Township, Precinct 2 | 608 | 247 | 33 | 0 | 0 |
| Sparta Township, Precinct 3 | 738 | 321 | 37 | 2 | 0 |
| Spencer Township, Precinct 1 | 1,155 | 509 | 59 | 6 | 0 |
| Tyrone Township, Precinct 1 | 697 | 280 | 48 | 3 | 0 |
| Tyrone Township, Precinct 2 | 542 | 228 | 19 | 1 | 0 |
| Vergennes Township, Precinct 1 | 891 | 399 | 30 | 1 | 0 |
| Vergennes Township, Precinct 2 | 748 | 357 | 19 | 3 | 0 |
| Total | 110,084 | 96,156 | 4,285 | 316 | 0 |
| | | | | | |
| | | | | | |
| **St Senator 26th (Vote for 1)** | | | | | |
| Precinct | Aric Nesbitt - REP | Garnet Lewis - DEM | Erwin Haas - LIB | Robert M. Alway - GRN | Write-in |
| Kentwood, Ward 1, Precinct 1 | 448 | 490 | 18 | 9 | 2 |
| Kentwood, Ward 1, Precinct 2 | 715 | 871 | 40 | 14 | 6 |
| Kentwood, Ward 1, Precinct 3 | 444 | 454 | 16 | 11 | 0 |
| Kentwood, Ward 1, Precinct 4 | 229 | 355 | 21 | 12 | 1 |
| Kentwood, Ward 1, Precinct 5 | 293 | 297 | 14 | 9 | 3 |
| Kentwood, Ward 1, Precinct 6 | 473 | 519 | 25 | 17 | 3 |
| Kentwood, Ward 1, Precinct 7 | 382 | 628 | 14 | 16 | 4 |
| Kentwood, Ward 1, Precinct 8 | 749 | 732 | 25 | 14 | 0 |
| Kentwood, Ward 1, Precinct 9 | 423 | 655 | 21 | 16 | 1 |
| Kentwood, Ward 2, Precinct 10 | 600 | 713 | 26 | 5 | 0 |
| Kentwood, Ward 2, Precinct 11 | 740 | 885 | 44 | 12 | 2 |
| Kentwood, Ward 2, Precinct 12 | 318 | 546 | 20 | 8 | 0 |
| Kentwood. Ward 2, Precinct 13 | 555 | 574 | 12 | 9 | 3 |
| Kentwood, Ward 2, Precinct 14 | 216 | 247 | 17 | 7 | 0 |
| Kentwood, Ward 2, Precinct 15 | 308 | 832 | 26 | 19 | 5 |
| Kentwood, Ward 2, Precinct 16 | 847 | 871 | 20 | 11 | 3 |
| Kentwood, Ward 2, Precinct 17 | 234 | 485 | 8 | 7 | 0 |
| Kentwood, Ward 2, Precinct 18 | 289 | 598 | 42 | 14 | 2 |
| Gaines Charter Township, Precinct 1 | 1,091 | 323 | 17 | 9 | 1 |
| Gaines Charter Township, Precinct 2 | 618 | 380 | 22 | 5 | 0 |
| Gaines Charter Township, Precinct 3 | 809 | 384 | 30 | 10 | 3 |
| Gaines Charter Township, Precinct 4 | 530 | 544 | 42 | 15 | 5 |
| Gaines Charter Township, Precinct 5 | 361 | 503 | 19 | 13 | 2 |
| Gaines Charter Township, Precinct 6 | 933 | 379 | 19 | 12 | 1 |
| Gaines Charter Township, Precinct 7 | 1,172 | 538 | 32 | 10 | 3 |
| Gaines Charter Township, Precinct 8 | 863 | 459 | 33 | 8 | 7 |
| Gaines Charter Township, Precinct 9 | 551 | 521 | 12 | 3 | 0 |
| Total | 15,191 | 14,783 | 635 | 295 | 57 |
| | | | | | |
| | | | | | |
| **St Senator 28th (Vote for 1)** | | | | | |
| Precinct | Peter MacGregor - REP | Craig Beach - DEM | Nathan Hewer - LIB | Write-in | |
| Algoma Township, Precinct 1 | 542 | 226 | 21 | 0 | |
| Algoma Township, Precinct 2 | 689 | 319 | 17 | 1 | |
| Algoma Township, Precinct 3 | 721 | 308 | 27 | 3 | |
| Algoma Township, Precinct 4 | 599 | 418 | 28 | 0 | |
| Algoma Township, Precinct 5 | 802 | 547 | 24 | 0 | |
| Alpine Township, Precinct 1 | 407 | 220 | 19 | 0 | |
| Alpine Township, Precinct 2 | 372 | 396 | 25 | 1 | |
| Alpine Township, Precinct 3 | 749 | 629 | 36 | 2 | |
| Alpine Township, Precinct 4 | 646 | 432 | 39 | 2 | |
| Alpine Township, Precinct 5 | 426 | 224 | 18 | 0 | |
| Alpine Township, Precinct 6 | 155 | 436 | 41 | 3 | |
| Byron Township, Precinct 1 | 1,311 | 326 | 39 | 5 | |
| Byron Township, Precinct 2 | 1,362 | 472 | 29 | 0 | |
| Byron Township, Precinct 3 | 511 | 495 | 41 | 7 | |
| Byron Township, Precinct 4 | 1,164 | 271 | 27 | 1 | |
| Byron Township, Precinct 5 | 1,320 | 304 | 29 | 1 | |
| Byron Township, Precinct 6 | 725 | 286 | 17 | 3 | |
| Byron Township, Precinct 7 | 958 | 402 | 34 | 2 | |
| Byron Township, Precinct 8 | 911 | 506 | 32 | 1 | |
| Cannon Township, Precinct 1 | 924 | 527 | 31 | 0 | |
| Cannon Township, Precinct 2 | 835 | 446 | 28 | 2 | |
| Cannon Township, Precinct 3 | 664 | 451 | 30 | 1 | |
| Cannon Township, Precinct 4 | 970 | 564 | 21 | 1 | |
| Cannon Township, Precinct 5 | 752 | 335 | 21 | 2 | |
| Cannon Township, Precinct 6 | 850 | 422 | 28 | 1 | |

| | | | | | | | | | | | | |
|---|---|---|---|---|---|---|---|---|---|---|---|---|
| Cedar Springs, Precinct 1 | 621 | 371 | 33 | 2 | | | | | | | | |
| Grandville, Precinct 1 | 558 | 396 | 30 | 4 | | | | | | | | |
| Grandville, Precinct 2 | 666 | 475 | 28 | 1 | | | | | | | | |
| Grandville, Precinct 3 | 819 | 476 | 34 | 1 | | | | | | | | |
| Grandville, Precinct 4 | 875 | 512 | 31 | 2 | | | | | | | | |
| Grandville, Precinct 5 | 897 | 509 | 20 | 7 | | | | | | | | |
| Grandville, Precinct 6 | 730 | 380 | 23 | 3 | | | | | | | | |
| Rockford, Precinct 1 | 576 | 558 | 19 | 3 | | | | | | | | |
| Rockford, Precinct 2 | 828 | 799 | 39 | 0 | | | | | | | | |
| Walker, Ward 1, Precinct 1 | 371 | 542 | 40 | 6 | | | | | | | | |
| Walker, Ward 1, Precinct 2 | 619 | 472 | 29 | 2 | | | | | | | | |
| Walker, Ward 1, Precinct 3 | 615 | 587 | 35 | 7 | | | | | | | | |
| Walker, Ward 2, Precinct 4 | 896 | 557 | 28 | 2 | | | | | | | | |
| Walker, Ward 2, Precinct 5 | 765 | 472 | 35 | 2 | | | | | | | | |
| Walker, Ward 2, Precinct 6 | 626 | 440 | 44 | 2 | | | | | | | | |
| Walker, Ward 3, Precinct 7 | 675 | 561 | 34 | 6 | | | | | | | | |
| Walker, Ward 3, Precinct 8 | 783 | 400 | 26 | 2 | | | | | | | | |
| Walker, Ward 3, Precinct 9 | 654 | 552 | 25 | 1 | | | | | | | | |
| Wyoming, Ward 1, Precinct 1 | 359 | 490 | 33 | 2 | | | | | | | | |
| Wyoming, Ward 1, Precinct 2 | 189 | 297 | 21 | 4 | | | | | | | | |
| Wyoming, Ward 1, Precinct 3 | 336 | 520 | 37 | 1 | | | | | | | | |
| Wyoming, Ward 1, Precinct 4 | 484 | 503 | 31 | 5 | | | | | | | | |
| Wyoming, Ward 1, Precinct 5 | 400 | 550 | 29 | 1 | | | | | | | | |
| Wyoming, Ward 1, Precinct 6 | 276 | 392 | 23 | 5 | | | | | | | | |
| Wyoming, Ward 1, Precinct 7 | 622 | 447 | 30 | 3 | | | | | | | | |
| Wyoming, Ward 1, Precinct 8 | 259 | 270 | 22 | 0 | | | | | | | | |
| Wyoming, Ward 1, Precinct 9 | 382 | 545 | 41 | 3 | | | | | | | | |
| Wyoming, Ward 2, Precinct 10 | 230 | 394 | 15 | 0 | | | | | | | | |
| Wyoming, Ward 2, Precinct 11 | 160 | 359 | 23 | 4 | | | | | | | | |
| Wyoming, Ward 2, Precinct 12 | 173 | 288 | 24 | 3 | | | | | | | | |
| Wyoming, Ward 2, Precinct 13 | 394 | 429 | 20 | 0 | | | | | | | | |
| Wyoming, Ward 2, Precinct 14 | 346 | 272 | 22 | 3 | | | | | | | | |
| Wyoming, Ward 2, Precinct 15 | 220 | 259 | 19 | 1 | | | | | | | | |
| Wyoming, Ward 2, Precinct 16 | 375 | 318 | 34 | 5 | | | | | | | | |
| Wyoming, Ward 2, Precinct 17 | 268 | 459 | 26 | 5 | | | | | | | | |
| Wyoming, Ward 2, Precinct 18 | 291 | 314 | 23 | 2 | | | | | | | | |
| Wyoming, Ward 2, Precinct 19 | 437 | 518 | 38 | 5 | | | | | | | | |
| Wyoming, Ward 2, Precinct 20 | 408 | 496 | 48 | 2 | | | | | | | | |
| Wyoming, Ward 3, Precinct 21 | 615 | 550 | 27 | 4 | | | | | | | | |
| Wyoming, Ward 3, Precinct 22 | 362 | 355 | 15 | 1 | | | | | | | | |
| Wyoming, Ward 3, Precinct 23 | 398 | 556 | 48 | 6 | | | | | | | | |
| Wyoming, Ward 3, Precinct 24 | 571 | 528 | 44 | 1 | | | | | | | | |
| Wyoming, Ward 3, Precinct 25 | 692 | 415 | 22 | 1 | | | | | | | | |
| Wyoming, Ward 3, Precinct 26 | 389 | 346 | 17 | 3 | | | | | | | | |
| Wyoming, Ward 3, Precinct 27 | 402 | 307 | 23 | 1 | | | | | | | | |
| Wyoming, Ward 3, Precinct 28 | 770 | 479 | 29 | 5 | | | | | | | | |
| Wyoming, Ward 3, Precinct 29 | 653 | 387 | 17 | 2 | | | | | | | | |
| Wyoming, Ward 3, Precinct 30 | 895 | 436 | 16 | 5 | | | | | | | | |
| Courtland Township, Precinct 1 | 853 | 513 | 20 | 3 | | | | | | | | |
| Courtland Township, Precinct 2 | 969 | 444 | 36 | 1 | | | | | | | | |
| Courtland Township, Precinct 3 | 903 | 440 | 29 | 0 | | | | | | | | |
| Grattan Township, Precinct 1 | 651 | 275 | 24 | 0 | | | | | | | | |
| Grattan Township, Precinct 2 | 641 | 434 | 20 | 1 | | | | | | | | |
| Nelson Township, Precinct 1 | 675 | 346 | 32 | 4 | | | | | | | | |
| Nelson Township, Precinct 2 | 624 | 266 | 16 | 2 | | | | | | | | |
| Oakfield Township, Precinct 1 | 576 | 350 | 27 | 2 | | | | | | | | |
| Oakfield Township, Precinct 2 | 682 | 343 | 22 | 1 | | | | | | | | |
| Oakfield Township, Precinct 3 | 458 | 260 | 24 | 2 | | | | | | | | |
| Plainfield Charter Township, Precinct 1 | 1,114 | 726 | 35 | 0 | | | | | | | | |
| Plainfield Charter Township, Precinct 2 | 810 | 525 | 35 | 5 | | | | | | | | |
| Plainfield Charter Township, Precinct 3 | 583 | 532 | 40 | 3 | | | | | | | | |
| Plainfield Charter Township, Precinct 4 | 741 | 614 | 37 | 1 | | | | | | | | |
| Plainfield Charter Township, Precinct 5 | 689 | 597 | 45 | 5 | | | | | | | | |
| Plainfield Charter Township, Precinct 6 | 1,174 | 765 | 38 | 0 | | | | | | | | |
| Plainfield Charter Township, Precinct 7 | 1,150 | 700 | 32 | 3 | | | | | | | | |
| Plainfield Charter Township, Precinct 8 | 958 | 812 | 49 | 1 | | | | | | | | |
| Plainfield Charter Township, Precinct 9 | 881 | 630 | 41 | 1 | | | | | | | | |
| Plainfield Charter Township, Precinct 10 | 749 | 525 | 27 | 0 | | | | | | | | |
| Plainfield Charter Township, Precinct 11 | 740 | 491 | 26 | 2 | | | | | | | | |
| Solon Township, Precinct 1 | 680 | 339 | 32 | 1 | | | | | | | | |
| Solon Township, Precinct 2 | 1,047 | 466 | 48 | 3 | | | | | | | | |
| Sparta Township, Precinct 1 | 870 | 621 | 60 | 6 | | | | | | | | |
| Sparta Township, Precinct 2 | 598 | 254 | 19 | 1 | | | | | | | | |
| Sparta Township, Precinct 3 | 709 | 339 | 29 | 3 | | | | | | | | |
| Spencer Township, Precinct 1 | 1,133 | 522 | 48 | 7 | | | | | | | | |
| Tyrone Township, Precinct 1 | 695 | 283 | 30 | 3 | | | | | | | | |
| Tyrone Township, Precinct 2 | 538 | 231 | 13 | 2 | | | | | | | | |
| Vergennes Township, Precinct 1 | 863 | 407 | 26 | 1 | | | | | | | | |
| Vergennes Township, Precinct 2 | 700 | 387 | 27 | 4 | | | | | | | | |
| Total | 68,749 | 45,937 | 3,059 | 243 | | | | | | | | |

| St Senator 29th (Vote for 1) | | | | | | | | | | | | | |
|---|---|---|---|---|---|---|---|---|---|---|---|---|---|
| Precinct | Chris Afendoulis - REP | Winnie Brinks - DEM | Robert VanNoller - LIB | Louis Palus - WCP | Write-in | | | | | | | | |
| Ada Township, Precinct 1 | 472 | 354 | 9 | 7 | 1 | | | | | | | | |
| Ada Township, Precinct 2 | 871 | 650 | 23 | 7 | 2 | | | | | | | | |
| Ada Township, Precinct 3 | 535 | 357 | 17 | 4 | 5 | | | | | | | | |
| Ada Township, Precinct 4 | 507 | 243 | 7 | 3 | 0 | | | | | | | | |
| Ada Township, Precinct 5 | 870 | 438 | 26 | 7 | 2 | | | | | | | | |
| Ada Township, Precinct 6 | 323 | 256 | 11 | 1 | 1 | | | | | | | | |
| Ada Township, Precinct 7 | 436 | 320 | 13 | 5 | 0 | | | | | | | | |
| Ada Township, Precinct 8 | 451 | 327 | 11 | 4 | 2 | | | | | | | | |
| Bowne Township, Precinct 1 | 1,179 | 380 | 35 | 24 | 1 | | | | | | | | |
| Caledonia Township, Precinct 1 | 428 | 283 | 13 | 6 | 0 | | | | | | | | |
| Caledonia Township, Precinct 2 | 976 | 425 | 18 | 14 | 1 | | | | | | | | |
| Caledonia Township, Precinct 3 | 957 | 434 | 32 | 18 | 2 | | | | | | | | |
| Caledonia Township, Precinct 4 | 660 | 244 | 15 | 7 | 0 | | | | | | | | |
| Caledonia Township, Precinct 5 | 1,031 | 459 | 16 | 14 | 2 | | | | | | | | |
| Caledonia Township, Precinct 6 | 739 | 463 | 15 | 16 | 1 | | | | | | | | |
| Cascade Charter Township, Precinct 1 | 666 | 331 | 5 | 2 | 1 | | | | | | | | |
| Cascade Charter Township, Precinct 2 | 760 | 448 | 10 | 0 | 1 | | | | | | | | |
| Cascade Charter Township, Precinct 3 | 486 | 330 | 10 | 7 | 0 | | | | | | | | |
| Cascade Charter Township, Precinct 4 | 706 | 496 | 18 | 2 | 0 | | | | | | | | |
| Cascade Charter Township, Precinct 5 | 1,062 | 589 | 17 | 4 | 0 | | | | | | | | |
| Cascade Charter Township, Precinct 6 | 551 | 487 | 14 | 9 | 1 | | | | | | | | |
| Cascade Charter Township, Precinct 7 | 438 | 310 | 13 | 6 | 0 | | | | | | | | |
| Cascade Charter Township, Precinct 8 | 533 | 467 | 10 | 1 | 2 | | | | | | | | |
| Cascade Charter Township, Precinct 9 | 611 | 433 | 17 | 7 | 0 | | | | | | | | |
| Cascade Charter Township, Precinct 10 | 589 | 334 | 16 | 4 | 1 | | | | | | | | |
| East Grand Rapids, Ward 1, Precinct 1 | 460 | 650 | 5 | 2 | 0 | | | | | | | | |
| East Grand Rapids, Ward 1, Precinct 2 | 494 | 590 | 11 | 5 | 0 | | | | | | | | |
| East Grand Rapids, Ward 2, Precinct 3 | 452 | 625 | 5 | 1 | 1 | | | | | | | | |
| East Grand Rapids, Ward 2, Precinct 4 | 387 | 626 | 13 | 1 | 1 | | | | | | | | |
| East Grand Rapids, Ward 3, Precinct 5 | 398 | 671 | 3 | 1 | 0 | | | | | | | | |
| East Grand Rapids, Ward 3, Precinct 6 | 375 | 713 | 5 | 2 | 0 | | | | | | | | |
| Grand Rapids, Ward 1, Precinct 1 | 270 | 702 | 33 | 26 | 5 | | | | | | | | |
| Grand Rapids, Ward 1, Precinct 2 | 106 | 359 | 14 | 14 | 0 | | | | | | | | |
| Grand Rapids, Ward 1, Precinct 3 | 411 | 878 | 15 | 12 | 2 | | | | | | | | |
| Grand Rapids, Ward 1, Precinct 4 | 236 | 866 | 15 | 13 | 1 | | | | | | | | |
| Grand Rapids, Ward 1, Precinct 5 | 169 | 455 | 20 | 15 | 2 | | | | | | | | |
| Grand Rapids, Ward 1, Precinct 6 | 629 | 759 | 14 | 12 | 1 | | | | | | | | |
| Grand Rapids, Ward 1, Precinct 7 | 286 | 302 | 6 | 7 | 1 | | | | | | | | |
| Grand Rapids, Ward 1, Precinct 8 | 328 | 542 | 18 | 10 | 4 | | | | | | | | |
| Grand Rapids, Ward 1, Precinct 9 | 197 | 627 | 16 | 20 | 3 | | | | | | | | |
| Grand Rapids, Ward 1, Precinct 10 | 374 | 616 | 12 | 14 | 2 | | | | | | | | |
| Grand Rapids, Ward 1, Precinct 11 | 309 | 304 | 3 | 4 | 1 | | | | | | | | |
| Grand Rapids, Ward 1, Precinct 12 | 155 | 502 | 17 | 22 | 3 | | | | | | | | |
| Grand Rapids, Ward 1, Precinct 13 | 274 | 595 | 23 | 12 | 2 | | | | | | | | |
| Grand Rapids, Ward 1, Precinct 14 | 414 | 762 | 26 | 30 | 1 | | | | | | | | |
| Grand Rapids, Ward 1, Precinct 15 | 61 | 466 | 13 | 17 | 1 | | | | | | | | |
| Grand Rapids, Ward 1, Precinct 16 | 87 | 534 | 13 | 23 | 0 | | | | | | | | |
| Grand Rapids, Ward 1, Precinct 17 | 357 | 704 | 22 | 31 | 7 | | | | | | | | |
| Grand Rapids, Ward 1, Precinct 18 | 35 | 363 | 7 | 15 | 3 | | | | | | | | |
| Grand Rapids, Ward 1, Precinct 19 | 264 | 626 | 29 | 27 | 4 | | | | | | | | |
| Grand Rapids, Ward 1, Precinct 20 | 782 | 752 | 17 | 17 | 1 | | | | | | | | |
| Grand Rapids, Ward 1, Precinct 21 | 731 | 586 | 15 | 9 | 0 | | | | | | | | |
| Grand Rapids, Ward 1, Precinct 22 | 29 | 182 | 3 | 6 | 1 | | | | | | | | |
| Grand Rapids, Ward 1, Precinct 23 | 666 | 614 | 18 | 6 | 1 | | | | | | | | |
| Grand Rapids, Ward 1, Precinct 24 | 34 | 383 | 10 | 25 | 2 | | | | | | | | |
| Grand Rapids, Ward 2, Precinct 25 | 133 | 605 | 14 | 23 | 1 | | | | | | | | |
| Grand Rapids, Ward 2, Precinct 26 | 309 | 641 | 17 | 11 | 2 | | | | | | | | |
| Grand Rapids, Ward 2, Precinct 27 | 206 | 503 | 20 | 10 | 1 | | | | | | | | |
| Grand Rapids, Ward 2, Precinct 28 | 307 | 779 | 30 | 15 | 3 | | | | | | | | |
| Grand Rapids, Ward 2, Precinct 29 | 170 | 566 | 22 | 13 | 4 | | | | | | | | |
| Grand Rapids, Ward 2, Precinct 30 | 372 | 828 | 23 | 6 | 1 | | | | | | | | |
| Grand Rapids, Ward 2, Precinct 31 | 308 | 797 | 40 | 22 | 1 | | | | | | | | |
| Grand Rapids, Ward 2, Precinct 32 | 179 | 525 | 17 | 11 | 0 | | | | | | | | |
| Grand Rapids, Ward 2, Precinct 33 | 155 | 557 | 10 | 3 | 0 | | | | | | | | |
| Grand Rapids, Ward 2, Precinct 34 | 369 | 796 | 18 | 26 | 1 | | | | | | | | |
| Grand Rapids, Ward 2, Precinct 35 | 531 | 766 | 18 | 10 | 0 | | | | | | | | |
| Grand Rapids, Ward 2, Precinct 36 | 184 | 322 | 13 | 18 | 3 | | | | | | | | |
| Grand Rapids, Ward 2, Precinct 37 | 583 | 965 | 22 | 12 | 4 | | | | | | | | |
| Grand Rapids, Ward 2, Precinct 38 | 368 | 950 | 31 | 26 | 2 | | | | | | | | |
| Grand Rapids, Ward 2, Precinct 39 | 85 | 483 | 13 | 5 | 0 | | | | | | | | |
| Grand Rapids, Ward 2, Precinct 40 | 183 | 979 | 16 | 11 | 3 | | | | | | | | |
| Grand Rapids, Ward 2, Precinct 41 | 1,015 | 1,566 | 58 | 39 | 18 | | | | | | | | |
| Grand Rapids, Ward 2, Precinct 42 | 439 | 850 | 19 | 14 | 0 | | | | | | | | |
| Grand Rapids, Ward 2, Precinct 43 | 448 | 637 | 11 | 12 | 3 | | | | | | | | |
| Grand Rapids, Ward 2, Precinct 44 | 534 | 658 | 20 | 12 | 1 | | | | | | | | |
| Grand Rapids, Ward 2, Precinct 45 | 695 | 741 | 17 | 12 | 1 | | | | | | | | |

| | | | | | |
|---|---|---|---|---|---|
| Grand Rapids, Ward 2, Precinct 46 | 458 | 711 | 18 | 24 | 1 |
| Grand Rapids, Ward 2, Precinct 47 | 482 | 748 | 13 | 6 | 0 |
| Grand Rapids, Ward 2, Precinct 48 | 158 | 622 | 16 | 15 | 2 |
| Grand Rapids, Ward 2, Precinct 49 | 192 | 868 | 21 | 18 | 0 |
| Grand Rapids, Ward 2, Precinct 50 | 206 | 1,154 | 23 | 15 | 0 |
| Grand Rapids, Ward 3, Precinct 51 | 253 | 577 | 10 | 16 | 3 |
| Grand Rapids, Ward 3, Precinct 52 | 57 | 431 | 10 | 8 | 0 |
| Grand Rapids, Ward 3, Precinct 53 | 816 | 844 | 19 | 8 | 0 |
| Grand Rapids, Ward 3, Precinct 54 | 462 | 526 | 6 | 6 | 0 |
| Grand Rapids, Ward 3, Precinct 55 | 561 | 832 | 10 | 9 | 3 |
| Grand Rapids, Ward 3, Precinct 56 | 481 | 752 | 13 | 13 | 0 |
| Grand Rapids, Ward 3, Precinct 57 | 251 | 511 | 7 | 12 | 1 |
| Grand Rapids, Ward 3, Precinct 58 | 442 | 638 | 10 | 14 | 0 |
| Grand Rapids, Ward 3, Precinct 59 | 481 | 1,075 | 18 | 9 | 1 |
| Grand Rapids, Ward 3, Precinct 60 | 150 | 1,113 | 15 | 19 | 3 |
| Grand Rapids, Ward 3, Precinct 61 | 102 | 442 | 8 | 4 | 0 |
| Grand Rapids, Ward 3, Precinct 62 | 125 | 666 | 11 | 19 | 0 |
| Grand Rapids, Ward 3, Precinct 63 | 93 | 743 | 10 | 22 | 0 |
| Grand Rapids, Ward 3, Precinct 64 | 181 | 649 | 11 | 18 | 3 |
| Grand Rapids, Ward 3, Precinct 65 | 246 | 657 | 13 | 17 | 0 |
| Grand Rapids, Ward 3, Precinct 66 | 45 | 708 | 7 | 29 | 1 |
| Grand Rapids, Ward 3, Precinct 67 | 58 | 928 | 8 | 16 | 1 |
| Grand Rapids, Ward 3, Precinct 68 | 224 | 884 | 9 | 6 | 0 |
| Grand Rapids, Ward 3, Precinct 69 | 468 | 487 | 5 | 2 | 0 |
| Grand Rapids, Ward 3, Precinct 70 | 29 | 584 | 8 | 15 | 5 |
| Grand Rapids, Ward 3, Precinct 71 | 150 | 767 | 10 | 8 | 3 |
| Grand Rapids, Ward 3, Precinct 72 | 151 | 424 | 4 | 7 | 1 |
| Grand Rapids, Ward 3, Precinct 73 | 236 | 494 | 9 | 7 | 0 |
| Grand Rapids, Ward 3, Precinct 74 | 201 | 550 | 21 | 11 | 2 |
| Grand Rapids, Ward 3, Precinct 75 | 76 | 485 | 12 | 13 | 0 |
| Grand Rapids, Ward 3, Precinct 76 | 35 | 580 | 8 | 10 | 2 |
| Grand Rapids, Ward 3, Precinct 77 | 268 | 605 | 9 | 11 | 1 |
| Lowell, Precinct 1 | 444 | 452 | 25 | 20 | 4 |
| Lowell, Precinct 2 | 371 | 307 | 12 | 20 | 1 |
| Grand Rapids Charter Township, Precinct 1 | 671 | 362 | 9 | 2 | 0 |
| Grand Rapids Charter Township, Precinct 2 | 412 | 296 | 7 | 2 | 0 |
| Grand Rapids Charter Township, Precinct 3 | 714 | 589 | 9 | 4 | 0 |
| Grand Rapids Charter Township, Precinct 4 | 651 | 565 | 15 | 5 | 2 |
| Grand Rapids Charter Township, Precinct 5 | 683 | 629 | 16 | 6 | 3 |
| Grand Rapids Charter Township, Precinct 6 | 667 | 537 | 18 | 13 | 0 |
| Grand Rapids Charter Township, Precinct 7 | 342 | 285 | 8 | 12 | 1 |
| Grand Rapids Charter Township, Precinct 8 | 728 | 523 | 8 | 3 | 0 |
| Grand Rapids Charter Township, Precinct 9 | 534 | 308 | 14 | 9 | 1 |
| Lowell Charter Township, Precinct 1 | 983 | 557 | 31 | 19 | 1 |
| Lowell Charter Township, Precinct 2 | **707** | **524** | **35** | **34** | **3** |
| Total | 50,225 | 70,715 | 1,840 | 1,445 | 174 |

**72nd State Rep. (Vote for 1)**

| Precinct | Steven Johnson - REP | Ron Draayer - DEM | Jamie Lewis - LIB | Write-in |
|---|---|---|---|---|
| Kentwood, Ward 1, Precinct 1 | 441 | 499 | 26 | 2 |
| Kentwood, Ward 1, Precinct 2 | 705 | 853 | 64 | 7 |
| Kentwood, Ward 1, Precinct 3 | 434 | 461 | 30 | 0 |
| Kentwood, Ward 1, Precinct 4 | 225 | 357 | 35 | 1 |
| Kentwood, Ward 1, Precinct 5 | 294 | 298 | 16 | 4 |
| Kentwood, Ward 1, Precinct 6 | 467 | 523 | 34 | 3 |
| Kentwood, Ward 1, Precinct 7 | 401 | 610 | 30 | 3 |
| Kentwood, Ward 1, Precinct 8 | 744 | 745 | 31 | 0 |
| Kentwood, Ward 1, Precinct 9 | 421 | 652 | 38 | 1 |
| Kentwood, Ward 2, Precinct 10 | 579 | 717 | 37 | 0 |
| Kentwood, Ward 2, Precinct 11 | 739 | 888 | 49 | 1 |
| Kentwood, Ward 2, Precinct 12 | 320 | 545 | 23 | 3 |
| Kentwood, Ward 2, Precinct 13 | 556 | 571 | 23 | 3 |
| Kentwood, Ward 2, Precinct 14 | 222 | 247 | 16 | 0 |
| Kentwood, Ward 2, Precinct 15 | 307 | 842 | 35 | 5 |
| Kentwood, Ward 2, Precinct 16 | 836 | 882 | 27 | 2 |
| Kentwood, Ward 2, Precinct 17 | 238 | 467 | 22 | 2 |
| Kentwood, Ward 2, Precinct 18 | 304 | 586 | 43 | 3 |
| Gaines Charter Township, Precinct 1 | 1,101 | 314 | 28 | 1 |
| Gaines Charter Township, Precinct 2 | 609 | 378 | 25 | 0 |
| Gaines Charter Township, Precinct 3 | 809 | 377 | 34 | 3 |
| Gaines Charter Township, Precinct 4 | 526 | 544 | 58 | 5 |
| Gaines Charter Township, Precinct 5 | 360 | 506 | 26 | 2 |
| Gaines Charter Township, Precinct 6 | 924 | 379 | 42 | 0 |
| Gaines Charter Township, Precinct 7 | 1,174 | 527 | 40 | 2 |
| Gaines Charter Township, Precinct 8 | 848 | 461 | 46 | 5 |
| Gaines Charter Township, Precinct 9 | **534** | **532** | **18** | **0** |
| Total | 15,118 | 14,761 | 896 | 58 |

| 73rd State Rep. (Vote for 1) | | | |
|---|---|---|---|
| Precinct | Lynn Afendoulis - REP | Bill Saxton - DEM | Write-in |
| Cannon Township, Precinct 1 | 988 | 477 | 0 |
| Cannon Township, Precinct 2 | 895 | 404 | 2 |
| Cannon Township, Precinct 3 | 699 | 427 | 4 |
| Cannon Township, Precinct 4 | 1,052 | 483 | 5 |
| Cannon Township, Precinct 5 | 772 | 322 | 3 |
| Cannon Township, Precinct 6 | 870 | 409 | 0 |
| East Grand Rapids, Ward 1, Precinct 1 | 474 | 636 | 1 |
| East Grand Rapids, Ward 1, Precinct 2 | 515 | 591 | 1 |
| East Grand Rapids, Ward 2, Precinct 3 | 477 | 609 | 2 |
| East Grand Rapids, Ward 2, Precinct 4 | 413 | 610 | 1 |
| East Grand Rapids, Ward 3, Precinct 5 | 427 | 639 | 1 |
| East Grand Rapids, Ward 3, Precinct 6 | 398 | 691 | 0 |
| Courtland Township, Precinct 1 | 891 | 477 | 5 |
| Courtland Township, Precinct 2 | 1,011 | 422 | 2 |
| Courtland Township, Precinct 3 | 932 | 419 | 3 |
| Grand Rapids Charter Township, Precinct 1 | 691 | 346 | 2 |
| Grand Rapids Charter Township, Precinct 2 | 423 | 289 | 2 |
| Grand Rapids Charter Township, Precinct 3 | 759 | 560 | 2 |
| Grand Rapids Charter Township, Precinct 4 | 675 | 556 | 3 |
| Grand Rapids Charter Township, Precinct 5 | 694 | 626 | 5 |
| Grand Rapids Charter Township, Precinct 6 | 712 | 517 | 2 |
| Grand Rapids Charter Township, Precinct 7 | 366 | 278 | 0 |
| Grand Rapids Charter Township, Precinct 8 | 719 | 532 | 2 |
| Grand Rapids Charter Township, Precinct 9 | 556 | 299 | 3 |
| Nelson Township, Precinct 1 | 693 | 354 | 4 |
| Nelson Township, Precinct 2 | 636 | 265 | 5 |
| Oakfield Township, Precinct 1 | 608 | 328 | 3 |
| Oakfield Township, Precinct 2 | 704 | 336 | 2 |
| Oakfield Township, Precinct 3 | 466 | 268 | 1 |
| Plainfield Charter Township, Precinct 1 | 1,168 | 687 | 1 |
| Plainfield Charter Township, Precinct 2 | 836 | 527 | 8 |
| Plainfield Charter Township, Precinct 3 | 612 | 547 | 3 |
| Plainfield Charter Township, Precinct 4 | 771 | 623 | 5 |
| Plainfield Charter Township, Precinct 5 | 737 | 600 | 5 |
| Plainfield Charter Township, Precinct 6 | 1,266 | 690 | 4 |
| Plainfield Charter Township, Precinct 7 | 1,206 | 678 | 4 |
| Plainfield Charter Township, Precinct 8 | 1,004 | 821 | 5 |
| Plainfield Charter Township, Precinct 9 | 925 | 609 | 3 |
| Plainfield Charter Township, Precinct 10 | 788 | 492 | 4 |
| Plainfield Charter Township, Precinct 11 | 789 | 462 | 0 |
| Spencer Township, Precinct 1 | **1,165** | **524** | **9** |
| Total | 30,783 | 20,430 | 117 |

| 74th State Rep. (Vote for 1) | | | |
|---|---|---|---|
| Precinct | Mark E. Huizenga - REP | Meagan L. Carr - DEM | Write-in |
| Algoma Township, Precinct 1 | 545 | 239 | 2 |
| Algoma Township, Precinct 2 | 695 | 313 | 2 |
| Algoma Township, Precinct 3 | 746 | 317 | 2 |
| Algoma Township, Precinct 4 | 615 | 407 | 1 |
| Algoma Township, Precinct 5 | 836 | 500 | 4 |
| Alpine Township, Precinct 1 | 414 | 229 | 2 |
| Alpine Township, Precinct 2 | 377 | 412 | 8 |
| Alpine Township, Precinct 3 | 760 | 635 | 8 |
| Alpine Township, Precinct 4 | 664 | 454 | 0 |
| Alpine Township, Precinct 5 | 433 | 232 | 2 |
| Alpine Township, Precinct 6 | 171 | 453 | 4 |
| Cedar Springs, Precinct 1 | 632 | 380 | 4 |
| Grandville, Precinct 1 | 573 | 404 | 4 |
| Grandville, Precinct 2 | 674 | 496 | 3 |
| Grandville, Precinct 3 | 827 | 486 | 5 |
| Grandville, Precinct 4 | 905 | 512 | 4 |
| Grandville, Precinct 5 | 903 | 523 | 9 |
| Grandville, Precinct 6 | 734 | 392 | 6 |
| Rockford, Precinct 1 | 583 | 550 | 3 |
| Rockford, Precinct 2 | 883 | 741 | 4 |
| Walker, Ward 1, Precinct 1 | 385 | 567 | 7 |
| Walker, Ward 1, Precinct 2 | 657 | 464 | 5 |
| Walker, Ward 1, Precinct 3 | 635 | 612 | 8 |
| Walker, Ward 2, Precinct 4 | 951 | 549 | 4 |
| Walker, Ward 2, Precinct 5 | 792 | 478 | 1 |
| Walker, Ward 2, Precinct 6 | 658 | 451 | 1 |
| Walker, Ward 3, Precinct 7 | 719 | 550 | 6 |
| Walker, Ward 3, Precinct 8 | 812 | 396 | 2 |

| | | | | |
|---|---|---|---|---|
| Walker, Ward 3, Precinct 9 | 664 | 560 | 1 | |
| Solon Township, Precinct 1 | 683 | 360 | 3 | |
| Solon Township, Precinct 2 | 1,061 | 487 | 6 | |
| Sparta Township, Precinct 1 | 903 | 647 | 8 | |
| Sparta Township, Precinct 2 | 602 | 261 | 2 | |
| Sparta Township, Precinct 3 | 720 | 350 | 5 | |
| Tyrone Township, Precinct 1 | 697 | 310 | 5 | |
| Tyrone Township, Precinct 2 | **536** | **247** | **2** | |
| Total | 24,445 | 15,964 | 143 | |
| | | | | |
| | | | | |
| **75th State Rep. (Vote for 1)** | | | | |
| Precinct | Daniel Allen Schutte - REP | David LaGrand - DEM | Jacob Straley - GRN | Write-in |
| Grand Rapids, Ward 1, Precinct 1 | 243 | 733 | 46 | 6 |
| Grand Rapids, Ward 1, Precinct 2 | 94 | 373 | 22 | 4 |
| Grand Rapids, Ward 1, Precinct 4 | 199 | 889 | 30 | 1 |
| Grand Rapids, Ward 1, Precinct 5 | 161 | 450 | 28 | 2 |
| Grand Rapids, Ward 1, Precinct 8 | 288 | 564 | 28 | 5 |
| Grand Rapids, Ward 1, Precinct 9 | 185 | 640 | 29 | 2 |
| Grand Rapids, Ward 1, Precinct 10 | 331 | 652 | 25 | 0 |
| Grand Rapids, Ward 1, Precinct 12 | 160 | 505 | 30 | 1 |
| Grand Rapids, Ward 1, Precinct 13 | 270 | 591 | 31 | 3 |
| Grand Rapids, Ward 1, Precinct 15 | 61 | 475 | 17 | 1 |
| Grand Rapids, Ward 1, Precinct 16 | 86 | 549 | 19 | 1 |
| Grand Rapids, Ward 1, Precinct 17 | 351 | 707 | 42 | 6 |
| Grand Rapids, Ward 1, Precinct 18 | 35 | 370 | 12 | 3 |
| Grand Rapids, Ward 1, Precinct 22 | 34 | 187 | 4 | 1 |
| Grand Rapids, Ward 1, Precinct 24 | 33 | 397 | 19 | 2 |
| Grand Rapids, Ward 2, Precinct 25 | 116 | 617 | 34 | 1 |
| Grand Rapids, Ward 2, Precinct 27 | 178 | 533 | 15 | 2 |
| Grand Rapids, Ward 2, Precinct 29 | 163 | 555 | 41 | 5 |
| Grand Rapids, Ward 2, Precinct 30 | 305 | 881 | 24 | 2 |
| Grand Rapids, Ward 2, Precinct 32 | 165 | 523 | 25 | 1 |
| Grand Rapids, Ward 2, Precinct 34 | 352 | 808 | 27 | 3 |
| Grand Rapids, Ward 2, Precinct 36 | 179 | 330 | 22 | 4 |
| Grand Rapids, Ward 2, Precinct 38 | 329 | 974 | 49 | 4 |
| Grand Rapids, Ward 2, Precinct 39 | 69 | 490 | 15 | 1 |
| Grand Rapids, Ward 2, Precinct 48 | 142 | 624 | 33 | 1 |
| Grand Rapids, Ward 2, Precinct 49 | 178 | 871 | 40 | 0 |
| Grand Rapids, Ward 2, Precinct 50 | 180 | 1,149 | 42 | 1 |
| Grand Rapids, Ward 3, Precinct 52 | 44 | 439 | 20 | 1 |
| Grand Rapids, Ward 3, Precinct 60 | 134 | 1,115 | 29 | 5 |
| Grand Rapids, Ward 3, Precinct 62 | 120 | 680 | 20 | 0 |
| Grand Rapids, Ward 3, Precinct 63 | 95 | 753 | 14 | 1 |
| Grand Rapids, Ward 3, Precinct 66 | 40 | 721 | 19 | 7 |
| Grand Rapids, Ward 3, Precinct 67 | 56 | 929 | 18 | 2 |
| Grand Rapids, Ward 3, Precinct 70 | 28 | 590 | 11 | 4 |
| Grand Rapids, Ward 3, Precinct 72 | 140 | 430 | 9 | 0 |
| Grand Rapids, Ward 3, Precinct 74 | 187 | 556 | 29 | 3 |
| Grand Rapids, Ward 3, Precinct 75 | 73 | 488 | 17 | 1 |
| Grand Rapids, Ward 3, Precinct 76 | **37** | **571** | **17** | **3** |
| Total | 5,841 | 23,709 | 952 | 90 |
| | | | | |
| | | | | |
| **76th State Rep. (Vote for 1)** | | | | |
| Precinct | Amanda Brand - REP | Rachel Hood - DEM | Write-in | |
| Grand Rapids, Ward 1, Precinct 3 | 428 | 865 | 1 | |
| Grand Rapids, Ward 1, Precinct 6 | 653 | 734 | 1 | |
| Grand Rapids, Ward 1, Precinct 7 | 295 | 288 | 4 | |
| Grand Rapids, Ward 1, Precinct 11 | 302 | 301 | 2 | |
| Grand Rapids, Ward 1, Precinct 14 | 429 | 760 | 7 | |
| Grand Rapids, Ward 1, Precinct 19 | 292 | 636 | 9 | |
| Grand Rapids, Ward 1, Precinct 20 | 805 | 728 | 4 | |
| Grand Rapids, Ward 1, Precinct 21 | 742 | 573 | 2 | |
| Grand Rapids, Ward 1, Precinct 23 | 677 | 584 | 2 | |
| Grand Rapids, Ward 2, Precinct 26 | 329 | 634 | 2 | |
| Grand Rapids, Ward 2, Precinct 28 | 325 | 783 | 8 | |
| Grand Rapids, Ward 2, Precinct 31 | 324 | 819 | 4 | |
| Grand Rapids, Ward 2, Precinct 33 | 149 | 558 | 1 | |
| Grand Rapids, Ward 2, Precinct 35 | 551 | 743 | 6 | |
| Grand Rapids, Ward 2, Precinct 37 | 635 | 915 | 6 | |
| Grand Rapids, Ward 2, Precinct 40 | 192 | 968 | 6 | |
| Grand Rapids, Ward 2, Precinct 41 | 1,099 | 1,516 | 14 | |
| Grand Rapids, Ward 2, Precinct 42 | 464 | 841 | 3 | |
| Grand Rapids, Ward 2, Precinct 43 | 465 | 611 | 5 | |
| Grand Rapids, Ward 2, Precinct 44 | 557 | 645 | 4 | |
| Grand Rapids, Ward 2, Precinct 45 | 716 | 706 | 2 | |

| | | | | | | | | | | | | | |
|---|---|---|---|---|---|---|---|---|---|---|---|---|---|
| Grand Rapids, Ward 2, Precinct 46 | 499 | 684 | 1 | | | | | | | | | | |
| Grand Rapids, Ward 2, Precinct 47 | 491 | 720 | 2 | | | | | | | | | | |
| Grand Rapids, Ward 3, Precinct 51 | 277 | 572 | 1 | | | | | | | | | | |
| Grand Rapids, Ward 3, Precinct 53 | 864 | 783 | 0 | | | | | | | | | | |
| Grand Rapids, Ward 3, Precinct 54 | 473 | 506 | 0 | | | | | | | | | | |
| Grand Rapids, Ward 3, Precinct 55 | 570 | 822 | 4 | | | | | | | | | | |
| Grand Rapids, Ward 3, Precinct 56 | 537 | 693 | 1 | | | | | | | | | | |
| Grand Rapids, Ward 3, Precinct 57 | 262 | 502 | 2 | | | | | | | | | | |
| Grand Rapids, Ward 3, Precinct 58 | 465 | 612 | 4 | | | | | | | | | | |
| Grand Rapids, Ward 3, Precinct 59 | 512 | 1,030 | 2 | | | | | | | | | | |
| Grand Rapids, Ward 3, Precinct 61 | 114 | 429 | 2 | | | | | | | | | | |
| Grand Rapids, Ward 3, Precinct 64 | 188 | 655 | 5 | | | | | | | | | | |
| Grand Rapids, Ward 3, Precinct 65 | 261 | 654 | 1 | | | | | | | | | | |
| Grand Rapids, Ward 3, Precinct 68 | 234 | 872 | 4 | | | | | | | | | | |
| Grand Rapids, Ward 3, Precinct 69 | 476 | 463 | 1 | | | | | | | | | | |
| Grand Rapids, Ward 3, Precinct 71 | 164 | 749 | 2 | | | | | | | | | | |
| Grand Rapids, Ward 3, Precinct 73 | 261 | 467 | 4 | | | | | | | | | | |
| Grand Rapids, Ward 3, Precinct 77 | **289** | **588** | **3** | | | | | | | | | | |
| Total | 17,366 | 27,009 | 132 | | | | | | | | | | |
| | | | | | | | | | | | | | |
| | | | | | | | | | | | | | |
| **77th State Rep. (Vote for 1)** | | | | | | | | | | | | | |
| Precinct | Tommy Brann - REP | Dana Knight - DEM | Patty Malowney - LIB | Brandon Hoezee - UST | Write-in | | | | | | | | |
| Byron Township, Precinct 1 | 1,383 | 266 | 30 | 12 | 5 | | | | | | | | |
| Byron Township, Precinct 2 | 1,448 | 397 | 24 | 10 | 0 | | | | | | | | |
| Byron Township, Precinct 3 | 546 | 461 | 30 | 17 | 3 | | | | | | | | |
| Byron Township, Precinct 4 | 1,213 | 227 | 23 | 3 | 1 | | | | | | | | |
| Byron Township, Precinct 5 | 1,390 | 241 | 29 | 11 | 0 | | | | | | | | |
| Byron Township, Precinct 6 | 779 | 241 | 15 | 6 | 1 | | | | | | | | |
| Byron Township, Precinct 7 | 1,031 | 335 | 35 | 11 | 0 | | | | | | | | |
| Byron Township, Precinct 8 | 979 | 436 | 29 | 11 | 1 | | | | | | | | |
| Wyoming, Ward 1, Precinct 1 | 424 | 428 | 20 | 14 | 2 | | | | | | | | |
| Wyoming, Ward 1, Precinct 2 | 248 | 246 | 14 | 7 | 3 | | | | | | | | |
| Wyoming, Ward 1, Precinct 3 | 385 | 483 | 21 | 13 | 0 | | | | | | | | |
| Wyoming, Ward 1, Precinct 4 | 536 | 466 | 20 | 8 | 6 | | | | | | | | |
| Wyoming, Ward 1, Precinct 5 | 488 | 482 | 23 | 16 | 1 | | | | | | | | |
| Wyoming, Ward 1, Precinct 6 | 338 | 338 | 21 | 13 | 3 | | | | | | | | |
| Wyoming, Ward 1, Precinct 7 | 698 | 383 | 22 | 11 | 2 | | | | | | | | |
| Wyoming, Ward 1, Precinct 8 | 282 | 250 | 20 | 5 | 0 | | | | | | | | |
| Wyoming, Ward 1, Precinct 9 | 435 | 503 | 26 | 20 | 3 | | | | | | | | |
| Wyoming, Ward 2, Precinct 10 | 252 | 363 | 10 | 17 | 1 | | | | | | | | |
| Wyoming, Ward 2, Precinct 11 | 186 | 334 | 16 | 10 | 4 | | | | | | | | |
| Wyoming, Ward 2, Precinct 12 | 196 | 264 | 22 | 4 | 3 | | | | | | | | |
| Wyoming, Ward 2, Precinct 13 | 415 | 404 | 14 | 15 | 0 | | | | | | | | |
| Wyoming, Ward 2, Precinct 14 | 386 | 234 | 22 | 7 | 2 | | | | | | | | |
| Wyoming, Ward 2, Precinct 15 | 256 | 231 | 12 | 6 | 0 | | | | | | | | |
| Wyoming, Ward 2, Precinct 16 | 399 | 293 | 37 | 9 | 3 | | | | | | | | |
| Wyoming, Ward 2, Precinct 17 | 278 | 451 | 20 | 10 | 5 | | | | | | | | |
| Wyoming, Ward 2, Precinct 18 | 325 | 281 | 19 | 11 | 1 | | | | | | | | |
| Wyoming, Ward 2, Precinct 19 | 500 | 466 | 27 | 19 | 4 | | | | | | | | |
| Wyoming, Ward 2, Precinct 20 | 484 | 433 | 31 | 17 | 2 | | | | | | | | |
| Wyoming, Ward 3, Precinct 21 | 695 | 480 | 21 | 12 | 3 | | | | | | | | |
| Wyoming, Ward 3, Precinct 22 | 415 | 308 | 12 | 8 | 0 | | | | | | | | |
| Wyoming, Ward 3, Precinct 23 | 453 | 519 | 31 | 17 | 5 | | | | | | | | |
| Wyoming, Ward 3, Precinct 24 | 606 | 493 | 39 | 11 | 2 | | | | | | | | |
| Wyoming, Ward 3, Precinct 25 | 748 | 353 | 25 | 7 | 0 | | | | | | | | |
| Wyoming, Ward 3, Precinct 26 | 439 | 301 | 19 | 1 | 2 | | | | | | | | |
| Wyoming, Ward 3, Precinct 27 | 439 | 273 | 21 | 2 | 1 | | | | | | | | |
| Wyoming, Ward 3, Precinct 28 | 838 | 411 | 24 | 14 | 3 | | | | | | | | |
| Wyoming, Ward 3, Precinct 29 | 685 | 356 | 16 | 5 | 2 | | | | | | | | |
| Wyoming, Ward 3, Precinct 30 | **916** | **388** | **26** | **8** | **4** | | | | | | | | |
| Total | 22,514 | 13,819 | 866 | 398 | 78 | | | | | | | | |
| | | | | | | | | | | | | | |
| | | | | | | | | | | | | | |
| **86th State Rep. (Vote for 1)** | | | | | | | | | | | | | |
| Precinct | Thomas A. Albert - REP | Lauren Taylor - DEM | Sue Norman - NPA | Write-in | | | | | | | | | |
| Ada Township, Precinct 1 | 442 | 367 | 20 | 1 | | | | | | | | | |
| Ada Township, Precinct 2 | 824 | 635 | 49 | 3 | | | | | | | | | |
| Ada Township, Precinct 3 | 517 | 356 | 26 | 3 | | | | | | | | | |
| Ada Township, Precinct 4 | 499 | 238 | 12 | 0 | | | | | | | | | |
| Ada Township, Precinct 5 | 839 | 439 | 34 | 2 | | | | | | | | | |
| Ada Township, Precinct 6 | 298 | 264 | 14 | 1 | | | | | | | | | |
| Ada Township, Precinct 7 | 400 | 330 | 30 | 0 | | | | | | | | | |
| Ada Township, Precinct 8 | 435 | 325 | 15 | 1 | | | | | | | | | |
| Bowne Township, Precinct 1 | 1,189 | 364 | 44 | 2 | | | | | | | | | |
| Caledonia Township, Precinct 1 | 413 | 271 | 37 | 0 | | | | | | | | | |
| Caledonia Township, Precinct 2 | 964 | 384 | 61 | 1 | | | | | | | | | |

| | | | | | | | | | | | | |
|---|---|---|---|---|---|---|---|---|---|---|---|---|
| Caledonia Township, Precinct 3 | 977 | 397 | 47 | 3 | | | | | | | | |
| Caledonia Township, Precinct 4 | 635 | 251 | 20 | 0 | | | | | | | | |
| Caledonia Township, Precinct 5 | 1,009 | 446 | 41 | 2 | | | | | | | | |
| Caledonia Township, Precinct 6 | 737 | 440 | 44 | 1 | | | | | | | | |
| Cascade Charter Township, Precinct 1 | 623 | 337 | 21 | 0 | | | | | | | | |
| Cascade Charter Township, Precinct 2 | 704 | 456 | 29 | 1 | | | | | | | | |
| Cascade Charter Township, Precinct 3 | 463 | 331 | 22 | 0 | | | | | | | | |
| Cascade Charter Township, Precinct 4 | 678 | 508 | 26 | 1 | | | | | | | | |
| Cascade Charter Township, Precinct 5 | 1,011 | 585 | 49 | 0 | | | | | | | | |
| Cascade Charter Township, Precinct 6 | 515 | 473 | 41 | 1 | | | | | | | | |
| Cascade Charter Township, Precinct 7 | 419 | 306 | 21 | 0 | | | | | | | | |
| Cascade Charter Township, Precinct 8 | 516 | 455 | 24 | 2 | | | | | | | | |
| Cascade Charter Township, Precinct 9 | 602 | 429 | 22 | 0 | | | | | | | | |
| Cascade Charter Township, Precinct 10 | 581 | 330 | 19 | 1 | | | | | | | | |
| Lowell, Precinct 1 | 434 | 429 | 59 | 5 | | | | | | | | |
| Lowell, Precinct 2 | 372 | 292 | 33 | 1 | | | | | | | | |
| Grattan Township, Precinct 1 | 678 | 252 | 26 | 0 | | | | | | | | |
| Grattan Township, Precinct 2 | 634 | 428 | 27 | 1 | | | | | | | | |
| Lowell Charter Township, Precinct 1 | 999 | 535 | 44 | 3 | | | | | | | | |
| Lowell Charter Township, Precinct 2 | 703 | 516 | 57 | 4 | | | | | | | | |
| Vergennes Township, Precinct 1 | 874 | 401 | 29 | 1 | | | | | | | | |
| Vergennes Township, Precinct 2 | 705 | 377 | 34 | 4 | | | | | | | | |
| Total | 21,689 | 12,947 | 1,077 | 45 | | | | | | | | |
| | | | | | | | | | | | | |
| | | | | | | | | | | | | |
| **State Brd of Ed (Vote for 2)** | | | | | | | | | | | | |
| Precinct | Tami Carlone - REP | Richard Zeile - REP | Judith P. Pritchett - DEM | Tiffany Tilley - DEM | Scotty Boman - LIB | John J. Tatar - LIB | Karen Adams - UST | Douglas Leves | Sherry A. Wells - | Mary Anne Hering | Logan R. Smith - | Write-in |
| Ada Township, Precinct 1 | 395 | 377 | 325 | 304 | 32 | 23 | 10 | 2 | 8 | 8 | 8 | 1 |
| Ada Township, Precinct 2 | 710 | 667 | 603 | 574 | 56 | 36 | 8 | 6 | 20 | 26 | 15 | 4 |
| Ada Township, Precinct 3 | 492 | 472 | 316 | 278 | 44 | 21 | 7 | 4 | 9 | 6 | 4 | 9 |
| Ada Township, Precinct 4 | 457 | 430 | 222 | 201 | 22 | 13 | 6 | 4 | 9 | 9 | 7 | 0 |
| Ada Township, Precinct 5 | 777 | 718 | 395 | 380 | 45 | 30 | 17 | 8 | 16 | 23 | 12 | 3 |
| Ada Township, Precinct 6 | 278 | 267 | 226 | 221 | 24 | 15 | 8 | 1 | 13 | 8 | 3 | 1 |
| Ada Township, Precinct 7 | 368 | 357 | 305 | 284 | 24 | 24 | 11 | 3 | 14 | 10 | 3 | 0 |
| Ada Township, Precinct 8 | 403 | 364 | 293 | 272 | 25 | 18 | 9 | 6 | 10 | 15 | 14 | 1 |
| Algoma Township, Precinct 1 | 439 | 399 | 210 | 201 | 26 | 26 | 11 | 9 | 11 | 38 | 29 | 1 |
| Algoma Township, Precinct 2 | 607 | 579 | 274 | 257 | 26 | 15 | 8 | 4 | 13 | 29 | 21 | 0 |
| Algoma Township, Precinct 3 | 602 | 559 | 269 | 277 | 40 | 30 | 13 | 14 | 13 | 28 | 24 | 4 |
| Algoma Township, Precinct 4 | 519 | 488 | 353 | 346 | 44 | 39 | 15 | 7 | 19 | 36 | 21 | 0 |
| Algoma Township, Precinct 5 | 725 | 680 | 472 | 429 | 48 | 40 | 16 | 7 | 25 | 25 | 19 | 1 |
| Alpine Township, Precinct 1 | 351 | 324 | 206 | 182 | 18 | 18 | 13 | 8 | 5 | 20 | 9 | 0 |
| Alpine Township, Precinct 2 | 316 | 276 | 342 | 335 | 36 | 24 | 16 | 10 | 12 | 25 | 20 | 2 |
| Alpine Township, Precinct 3 | 629 | 573 | 586 | 552 | 52 | 37 | 20 | 18 | 13 | 46 | 26 | 8 |
| Alpine Township, Precinct 4 | 556 | 494 | 357 | 358 | 28 | 24 | 21 | 6 | 21 | 45 | 24 | 6 |
| Alpine Township, Precinct 5 | 361 | 330 | 198 | 187 | 16 | 11 | 14 | 5 | 6 | 31 | 18 | 2 |
| Alpine Township, Precinct 6 | 128 | 117 | 363 | 354 | 27 | 25 | 16 | 5 | 17 | 35 | 25 | 1 |
| Bowne Township, Precinct 1 | 1,032 | 962 | 318 | 301 | 46 | 31 | 27 | 13 | 15 | 42 | 42 | 5 |
| Byron Township, Precinct 1 | 1,172 | 1,091 | 303 | 297 | 57 | 37 | 22 | 12 | 17 | 44 | 28 | 6 |
| Byron Township, Precinct 2 | 1,241 | 1,163 | 449 | 416 | 47 | 30 | 16 | 6 | 10 | 21 | 24 | 2 |
| Byron Township, Precinct 3 | 449 | 411 | 381 | 396 | 35 | 18 | 20 | 12 | 21 | 44 | 28 | 6 |
| Byron Township, Precinct 4 | 1,049 | 1,013 | 259 | 235 | 39 | 29 | 11 | 7 | 11 | 18 | 16 | 0 |
| Byron Township, Precinct 5 | 1,199 | 1,095 | 287 | 273 | 38 | 35 | 14 | 14 | 12 | 35 | 21 | 2 |
| Byron Township, Precinct 6 | 648 | 618 | 256 | 235 | 32 | 20 | 12 | 7 | 10 | 21 | 17 | 0 |
| Byron Township, Precinct 7 | 838 | 787 | 363 | 338 | 49 | 27 | 16 | 7 | 14 | 41 | 20 | 3 |
| Byron Township, Precinct 8 | 803 | 769 | 463 | 436 | 41 | 31 | 17 | 8 | 25 | 33 | 27 | 1 |
| Caledonia Township, Precinct 1 | 389 | 360 | 234 | 226 | 25 | 19 | 11 | 3 | 10 | 16 | 9 | 1 |
| Caledonia Township, Precinct 2 | 879 | 795 | 376 | 335 | 35 | 27 | 19 | 9 | 17 | 22 | 18 | 3 |
| Caledonia Township, Precinct 3 | 855 | 806 | 380 | 350 | 58 | 46 | 30 | 14 | 23 | 35 | 31 | 1 |
| Caledonia Township, Precinct 4 | 582 | 537 | 233 | 220 | 27 | 23 | 8 | 1 | 12 | 19 | 16 | 1 |
| Caledonia Township, Precinct 5 | 921 | 882 | 416 | 372 | 46 | 22 | 17 | 16 | 19 | 36 | 15 | 4 |
| Caledonia Township, Precinct 6 | 669 | 623 | 405 | 369 | 36 | 33 | 14 | 6 | 21 | 31 | 18 | 4 |
| Cannon Township, Precinct 1 | 844 | 776 | 454 | 410 | 37 | 31 | 14 | 5 | 22 | 27 | 13 | 1 |
| Cannon Township, Precinct 2 | 740 | 693 | 380 | 354 | 46 | 37 | 14 | 7 | 18 | 37 | 26 | 6 |
| Cannon Township, Precinct 3 | 601 | 559 | 392 | 378 | 38 | 22 | 11 | 5 | 16 | 25 | 11 | 4 |
| Cannon Township, Precinct 4 | 881 | 837 | 485 | 472 | 44 | 34 | 12 | 6 | 17 | 19 | 19 | 3 |
| Cannon Township, Precinct 5 | 661 | 637 | 292 | 270 | 34 | 22 | 16 | 7 | 12 | 20 | 15 | 5 |
| Cannon Township, Precinct 6 | 698 | 659 | 374 | 349 | 46 | 28 | 26 | 13 | 26 | 34 | 33 | 3 |
| Cascade Charter Township, Precinct 1 | 585 | 568 | 332 | 303 | 19 | 14 | 12 | 3 | 10 | 11 | 4 | 0 |
| Cascade Charter Township, Precinct 2 | 652 | 628 | 448 | 392 | 42 | 30 | 4 | 4 | 3 | 14 | 4 | 8 |
| Cascade Charter Township, Precinct 3 | 440 | 402 | 301 | 300 | 25 | 10 | 9 | 6 | 16 | 13 | 4 | 2 |
| Cascade Charter Township, Precinct 4 | 643 | 593 | 447 | 422 | 41 | 33 | 12 | 3 | 15 | 18 | 10 | 0 |
| Cascade Charter Township, Precinct 5 | 964 | 872 | 533 | 503 | 54 | 32 | 18 | 7 | 17 | 23 | 9 | 0 |
| Cascade Charter Township, Precinct 6 | 482 | 460 | 425 | 410 | 31 | 19 | 17 | 7 | 27 | 14 | 16 | 2 |
| Cascade Charter Township, Precinct 7 | 397 | 356 | 282 | 248 | 17 | 13 | 14 | 8 | 15 | 8 | 2 | 2 |
| Cascade Charter Township, Precinct 8 | 473 | 433 | 432 | 405 | 42 | 23 | 9 | 3 | 20 | 13 | 11 | 3 |
| Cascade Charter Township, Precinct 9 | 549 | 523 | 388 | 363 | 39 | 25 | 5 | 6 | 12 | 12 | 6 | 1 |
| Cascade Charter Township, Precinct 10 | 526 | 498 | 300 | 290 | 26 | 19 | 11 | 4 | 12 | 17 | 8 | 1 |
| Cedar Springs, Precinct 1 | 524 | 448 | 315 | 317 | 48 | 38 | 24 | 9 | 16 | 46 | 28 | 5 |
| East Grand Rapids, Ward 1, Precinct 1 | 395 | 376 | 612 | 584 | 23 | 10 | 3 | 2 | 9 | 12 | 5 | 4 |

| | | | | | | | | | | | | |
|---|---|---|---|---|---|---|---|---|---|---|---|---|
| East Grand Rapids, Ward 1, Precinct 2 | 451 | 419 | 551 | 531 | 26 | 22 | 11 | 3 | 15 | 13 | 6 | 1 |
| East Grand Rapids, Ward 2, Precinct 3 | 402 | 365 | 574 | 545 | 28 | 13 | 7 | 3 | 17 | 8 | 9 | 2 |
| East Grand Rapids, Ward 2, Precinct 4 | 339 | 312 | 552 | 512 | 31 | 18 | 8 | 2 | 21 | 24 | 25 | 4 |
| East Grand Rapids, Ward 3, Precinct 5 | 360 | 333 | 608 | 554 | 20 | 12 | 4 | 3 | 14 | 15 | 9 | 0 |
| East Grand Rapids, Ward 3, Precinct 6 | 325 | 309 | 652 | 610 | 29 | 15 | 4 | 1 | 15 | 14 | 10 | 2 |
| Grand Rapids, Ward 1, Precinct 1 | 238 | 211 | 571 | 556 | 46 | 32 | 22 | 9 | 28 | 50 | 28 | 10 |
| Grand Rapids, Ward 1, Precinct 2 | 92 | 76 | 298 | 287 | 20 | 18 | 13 | 5 | 18 | 19 | 14 | 1 |
| Grand Rapids, Ward 1, Precinct 3 | 369 | 345 | 728 | 698 | 54 | 26 | 14 | 7 | 18 | 31 | 15 | 6 |
| Grand Rapids, Ward 1, Precinct 4 | 219 | 201 | 707 | 693 | 39 | 20 | 12 | 3 | 23 | 28 | 17 | 2 |
| Grand Rapids, Ward 1, Precinct 5 | 149 | 133 | 360 | 354 | 26 | 17 | 16 | 4 | 28 | 31 | 20 | 0 |
| Grand Rapids, Ward 1, Precinct 6 | 565 | 500 | 627 | 593 | 41 | 25 | 22 | 16 | 22 | 41 | 29 | 3 |
| Grand Rapids, Ward 1, Precinct 7 | 248 | 220 | 238 | 230 | 24 | 15 | 6 | 4 | 7 | 15 | 12 | 4 |
| Grand Rapids, Ward 1, Precinct 8 | 287 | 256 | 459 | 436 | 39 | 24 | 16 | 12 | 10 | 24 | 14 | 9 |
| Grand Rapids, Ward 1, Precinct 9 | 182 | 165 | 504 | 509 | 26 | 21 | 10 | 2 | 33 | 43 | 16 | 6 |
| Grand Rapids, Ward 1, Precinct 10 | 306 | 276 | 536 | 506 | 33 | 14 | 19 | 5 | 22 | 37 | 17 | 9 |
| Grand Rapids, Ward 1, Precinct 11 | 254 | 242 | 279 | 247 | 19 | 8 | 6 | 4 | 6 | 10 | 12 | 0 |
| Grand Rapids, Ward 1, Precinct 12 | 124 | 121 | 406 | 405 | 28 | 23 | 19 | 10 | 22 | 29 | 28 | 7 |
| Grand Rapids, Ward 1, Precinct 13 | 247 | 236 | 491 | 464 | 50 | 35 | 9 | 3 | 16 | 28 | 13 | 2 |
| Grand Rapids, Ward 1, Precinct 14 | 353 | 320 | 595 | 609 | 60 | 46 | 21 | 7 | 37 | 46 | 35 | 0 |
| Grand Rapids, Ward 1, Precinct 15 | 58 | 51 | 377 | 387 | 7 | 12 | 9 | 8 | 11 | 27 | 20 | 3 |
| Grand Rapids, Ward 1, Precinct 16 | 83 | 66 | 410 | 401 | 25 | 8 | 15 | 5 | 18 | 32 | 21 | 0 |
| Grand Rapids, Ward 1, Precinct 17 | 320 | 276 | 563 | 541 | 42 | 37 | 21 | 6 | 33 | 51 | 32 | 11 |
| Grand Rapids, Ward 1, Precinct 18 | 35 | 30 | 297 | 283 | 11 | 8 | 9 | 5 | 13 | 17 | 10 | 6 |
| Grand Rapids, Ward 1, Precinct 19 | 228 | 210 | 506 | 502 | 62 | 35 | 17 | 11 | 37 | 42 | 34 | 7 |
| Grand Rapids, Ward 1, Precinct 20 | 704 | 633 | 619 | 583 | 41 | 28 | 22 | 13 | 26 | 35 | 27 | 11 |
| Grand Rapids, Ward 1, Precinct 21 | 637 | 590 | 456 | 445 | 56 | 34 | 17 | 8 | 18 | 30 | 20 | 2 |
| Grand Rapids, Ward 1, Precinct 22 | 24 | 22 | 143 | 143 | 8 | 6 | 4 | 2 | 6 | 13 | 11 | 0 |
| Grand Rapids, Ward 1, Precinct 23 | 594 | 547 | 500 | 477 | 43 | 27 | 19 | 6 | 24 | 32 | 16 | 2 |
| Grand Rapids, Ward 1, Precinct 24 | 29 | 25 | 302 | 307 | 11 | 6 | 15 | 4 | 9 | 22 | 15 | 4 |
| Grand Rapids, Ward 2, Precinct 25 | 112 | 111 | 505 | 506 | 29 | 22 | 11 | 3 | 30 | 26 | 17 | 2 |
| Grand Rapids, Ward 2, Precinct 26 | 276 | 251 | 526 | 503 | 33 | 25 | 16 | 7 | 22 | 33 | 18 | 5 |
| Grand Rapids, Ward 2, Precinct 27 | 167 | 146 | 388 | 393 | 39 | 32 | 16 | 6 | 21 | 25 | 22 | 4 |
| Grand Rapids, Ward 2, Precinct 28 | 266 | 244 | 647 | 628 | 53 | 50 | 24 | 11 | 26 | 40 | 23 | 3 |
| Grand Rapids, Ward 2, Precinct 29 | 143 | 134 | 446 | 452 | 29 | 19 | 18 | 4 | 39 | 36 | 14 | 7 |
| Grand Rapids, Ward 2, Precinct 30 | 306 | 272 | 736 | 718 | 38 | 25 | 9 | 7 | 31 | 19 | 11 | 4 |
| Grand Rapids, Ward 2, Precinct 31 | 248 | 236 | 651 | 620 | 63 | 43 | 17 | 10 | 33 | 54 | 34 | 2 |
| Grand Rapids, Ward 2, Precinct 32 | 152 | 131 | 431 | 416 | 39 | 21 | 10 | 4 | 20 | 25 | 10 | 1 |
| Grand Rapids, Ward 2, Precinct 33 | 141 | 128 | 465 | 468 | 23 | 15 | 5 | 1 | 25 | 15 | 5 | 2 |
| Grand Rapids, Ward 2, Precinct 34 | 331 | 283 | 646 | 666 | 32 | 29 | 16 | 10 | 20 | 36 | 28 | 5 |
| Grand Rapids, Ward 2, Precinct 35 | 477 | 413 | 671 | 640 | 47 | 31 | 15 | 11 | 23 | 25 | 16 | 5 |
| Grand Rapids, Ward 2, Precinct 36 | 166 | 148 | 271 | 253 | 18 | 13 | 12 | 11 | 12 | 28 | 12 | 5 |
| Grand Rapids, Ward 2, Precinct 37 | 540 | 488 | 792 | 736 | 56 | 43 | 13 | 6 | 26 | 40 | 31 | 13 |
| Grand Rapids, Ward 2, Precinct 38 | 308 | 280 | 807 | 795 | 64 | 50 | 15 | 7 | 32 | 43 | 29 | 5 |
| Grand Rapids, Ward 2, Precinct 39 | 74 | 58 | 417 | 399 | 16 | 11 | 7 | 1 | 18 | 12 | 10 | 3 |
| Grand Rapids, Ward 2, Precinct 40 | 175 | 156 | 844 | 809 | 36 | 22 | 7 | 3 | 37 | 26 | 17 | 7 |
| Grand Rapids, Ward 2, Precinct 41 | 878 | 798 | 1,265 | 1,239 | 101 | 78 | 26 | 24 | 52 | 78 | 56 | 22 |
| Grand Rapids, Ward 2, Precinct 42 | 407 | 351 | 674 | 651 | 49 | 33 | 17 | 6 | 45 | 40 | 27 | 0 |
| Grand Rapids, Ward 2, Precinct 43 | 384 | 317 | 520 | 499 | 47 | 31 | 20 | 9 | 26 | 22 | 19 | 4 |
| Grand Rapids, Ward 2, Precinct 44 | 467 | 415 | 568 | 532 | 42 | 30 | 13 | 8 | 19 | 34 | 27 | 3 |
| Grand Rapids, Ward 2, Precinct 45 | 627 | 584 | 625 | 601 | 42 | 27 | 19 | 4 | 16 | 34 | 13 | 4 |
| Grand Rapids, Ward 2, Precinct 46 | 422 | 398 | 581 | 558 | 37 | 30 | 17 | 9 | 15 | 31 | 27 | 2 |
| Grand Rapids, Ward 2, Precinct 47 | 434 | 400 | 617 | 602 | 42 | 15 | 8 | 6 | 14 | 31 | 20 | 1 |
| Grand Rapids, Ward 2, Precinct 48 | 133 | 110 | 522 | 530 | 41 | 26 | 11 | 7 | 30 | 28 | 18 | 0 |
| Grand Rapids, Ward 2, Precinct 49 | 163 | 135 | 732 | 703 | 38 | 29 | 7 | 4 | 29 | 38 | 20 | 4 |
| Grand Rapids, Ward 2, Precinct 50 | 176 | 159 | 1,004 | 974 | 51 | 27 | 11 | 7 | 31 | 34 | 21 | 3 |
| Grand Rapids, Ward 3, Precinct 51 | 223 | 202 | 467 | 449 | 31 | 18 | 25 | 5 | 18 | 30 | 17 | 5 |
| Grand Rapids, Ward 3, Precinct 52 | 49 | 43 | 343 | 358 | 21 | 10 | 11 | 4 | 16 | 20 | 10 | 0 |
| Grand Rapids, Ward 3, Precinct 53 | 775 | 736 | 685 | 635 | 52 | 31 | 14 | 7 | 21 | 29 | 19 | 1 |
| Grand Rapids, Ward 3, Precinct 54 | 426 | 401 | 435 | 417 | 26 | 14 | 10 | 2 | 13 | 18 | 12 | 2 |
| Grand Rapids, Ward 3, Precinct 55 | 525 | 466 | 704 | 671 | 46 | 22 | 16 | 4 | 23 | 20 | 14 | 7 |
| Grand Rapids, Ward 3, Precinct 56 | 470 | 444 | 602 | 584 | 38 | 29 | 14 | 6 | 15 | 24 | 19 | 1 |
| Grand Rapids, Ward 3, Precinct 57 | 227 | 213 | 421 | 430 | 15 | 16 | 12 | 3 | 7 | 21 | 13 | 0 |
| Grand Rapids, Ward 3, Precinct 58 | 431 | 387 | 524 | 519 | 27 | 10 | 10 | 5 | 14 | 26 | 15 | 3 |
| Grand Rapids, Ward 3, Precinct 59 | 447 | 425 | 900 | 872 | 47 | 34 | 18 | 7 | 22 | 35 | 17 | 0 |
| Grand Rapids, Ward 3, Precinct 60 | 157 | 133 | 912 | 923 | 35 | 23 | 12 | 1 | 44 | 46 | 26 | 4 |
| Grand Rapids, Ward 3, Precinct 61 | 97 | 95 | 352 | 338 | 17 | 11 | 1 | 2 | 23 | 9 | 8 | 0 |
| Grand Rapids, Ward 3, Precinct 62 | 118 | 101 | 547 | 556 | 20 | 19 | 12 | 6 | 15 | 27 | 25 | 2 |
| Grand Rapids, Ward 3, Precinct 63 | 89 | 75 | 575 | 608 | 16 | 14 | 18 | 9 | 15 | 34 | 26 | 3 |
| Grand Rapids, Ward 3, Precinct 64 | 178 | 155 | 507 | 513 | 26 | 18 | 24 | 8 | 17 | 31 | 15 | 4 |
| Grand Rapids, Ward 3, Precinct 65 | 233 | 218 | 538 | 544 | 31 | 12 | 17 | 5 | 13 | 27 | 12 | 1 |
| Grand Rapids, Ward 3, Precinct 66 | 38 | 31 | 554 | 578 | 14 | 13 | 14 | 8 | 15 | 29 | 28 | 7 |
| Grand Rapids, Ward 3, Precinct 67 | 54 | 51 | 732 | 775 | 18 | 10 | 13 | 2 | 12 | 27 | 16 | 2 |
| Grand Rapids, Ward 3, Precinct 68 | 212 | 185 | 739 | 734 | 21 | 19 | 5 | 4 | 26 | 22 | 14 | 3 |
| Grand Rapids, Ward 3, Precinct 69 | 421 | 404 | 404 | 401 | 21 | 9 | 7 | 3 | 12 | 7 | 6 | 2 |
| Grand Rapids, Ward 3, Precinct 70 | 24 | 14 | 454 | 497 | 8 | 6 | 9 | 3 | 9 | 34 | 15 | 6 |
| Grand Rapids, Ward 3, Precinct 71 | 146 | 131 | 602 | 627 | 27 | 10 | 16 | 3 | 19 | 16 | 18 | 7 |
| Grand Rapids, Ward 3, Precinct 72 | 141 | 133 | 348 | 336 | 15 | 8 | 4 | 2 | 14 | 14 | 7 | 0 |
| Grand Rapids, Ward 3, Precinct 73 | 230 | 194 | 412 | 381 | 26 | 15 | 9 | 3 | 11 | 15 | 6 | 0 |
| Grand Rapids, Ward 3, Precinct 74 | 184 | 154 | 457 | 439 | 38 | 23 | 11 | 1 | 19 | 23 | 19 | 3 |
| Grand Rapids, Ward 3, Precinct 75 | 72 | 60 | 384 | 366 | 24 | 15 | 13 | 6 | 18 | 26 | 16 | 2 |
| Grand Rapids, Ward 3, Precinct 76 | 32 | 27 | 456 | 465 | 12 | 7 | 3 | 3 | 20 | 18 | 16 | 1 |

| | | | | | | | | | | | | |
|---|---|---|---|---|---|---|---|---|---|---|---|---|
| Grand Rapids, Ward 3, Precinct 77 | 258 | 231 | 493 | 484 | 26 | 22 | 12 | 3 | 16 | 18 | 13 | 1 |
| Grandville, Precinct 1 | 475 | 430 | 335 | 335 | 35 | 35 | 20 | 10 | 15 | 21 | 20 | 4 |
| Grandville, Precinct 2 | 571 | 511 | 416 | 391 | 51 | 37 | 18 | 9 | 24 | 36 | 22 | 5 |
| Grandville, Precinct 3 | 715 | 645 | 416 | 375 | 54 | 34 | 13 | 8 | 15 | 41 | 33 | 6 |
| Grandville, Precinct 4 | 787 | 733 | 475 | 436 | 42 | 26 | 12 | 9 | 19 | 31 | 26 | 5 |
| Grandville, Precinct 5 | 803 | 746 | 479 | 424 | 38 | 16 | 21 | 12 | 17 | 29 | 21 | 4 |
| Grandville, Precinct 6 | 644 | 605 | 359 | 337 | 35 | 21 | 7 | 6 | 9 | 30 | 14 | 2 |
| Kentwood, Ward 1, Precinct 1 | 401 | 362 | 402 | 386 | 19 | 20 | 16 | 8 | 10 | 29 | 26 | 2 |
| Kentwood, Ward 1, Precinct 2 | 641 | 584 | 757 | 722 | 57 | 39 | 28 | 12 | 25 | 71 | 35 | 8 |
| Kentwood, Ward 1, Precinct 3 | 384 | 349 | 395 | 408 | 23 | 12 | 15 | 4 | 11 | 32 | 27 | 0 |
| Kentwood, Ward 1, Precinct 4 | 206 | 173 | 298 | 275 | 18 | 19 | 16 | 3 | 9 | 36 | 20 | 0 |
| Kentwood, Ward 1, Precinct 5 | 258 | 224 | 247 | 244 | 25 | 12 | 14 | 5 | 12 | 20 | 13 | 5 |
| Kentwood, Ward 1, Precinct 6 | 413 | 378 | 442 | 399 | 26 | 19 | 21 | 6 | 20 | 36 | 29 | 3 |
| Kentwood, Ward 1, Precinct 7 | 354 | 303 | 520 | 528 | 25 | 26 | 11 | 6 | 19 | 39 | 19 | 4 |
| Kentwood, Ward 1, Precinct 8 | 689 | 611 | 656 | 628 | 43 | 24 | 20 | 10 | 19 | 44 | 30 | 2 |
| Kentwood, Ward 1, Precinct 9 | 371 | 337 | 573 | 549 | 28 | 22 | 17 | 9 | 21 | 35 | 15 | 2 |
| Kentwood, Ward 2, Precinct 10 | 522 | 489 | 649 | 589 | 41 | 29 | 21 | 11 | 11 | 29 | 16 | 2 |
| Kentwood, Ward 2, Precinct 11 | 682 | 616 | 793 | 789 | 45 | 20 | 21 | 14 | 21 | 33 | 23 | 6 |
| Kentwood, Ward 2, Precinct 12 | 288 | 267 | 484 | 464 | 35 | 19 | 17 | 3 | 9 | 34 | 16 | 2 |
| Kentwood, Ward 2, Precinct 13 | 525 | 491 | 485 | 474 | 14 | 6 | 18 | 4 | 19 | 28 | 19 | 5 |
| Kentwood, Ward 2, Precinct 14 | 209 | 192 | 208 | 199 | 26 | 12 | 3 | 3 | 9 | 12 | 4 | 0 |
| Kentwood, Ward 2, Precinct 15 | 288 | 242 | 711 | 694 | 31 | 26 | 19 | 8 | 27 | 50 | 28 | 10 |
| Kentwood, Ward 2, Precinct 16 | 767 | 711 | 790 | 746 | 49 | 28 | 16 | 8 | 26 | 30 | 20 | 3 |
| Kentwood, Ward 2, Precinct 17 | 211 | 181 | 404 | 396 | 25 | 10 | 12 | 3 | 10 | 22 | 17 | 1 |
| Kentwood, Ward 2, Precinct 18 | 283 | 246 | 505 | 480 | 27 | 22 | 17 | 9 | 21 | 54 | 16 | 2 |
| Lowell, Precinct 1 | 376 | 346 | 383 | 368 | 42 | 31 | 16 | 9 | 19 | 34 | 30 | 9 |
| Lowell, Precinct 2 | 318 | 291 | 254 | 228 | 35 | 21 | 13 | 3 | 7 | 25 | 22 | 1 |
| Rockford, Precinct 1 | 495 | 447 | 478 | 436 | 44 | 27 | 16 | 8 | 20 | 33 | 26 | 3 |
| Rockford, Precinct 2 | 745 | 675 | 686 | 656 | 59 | 34 | 14 | 2 | 17 | 34 | 18 | 9 |
| Walker, Ward 1, Precinct 1 | 310 | 280 | 464 | 470 | 43 | 29 | 18 | 8 | 27 | 48 | 37 | 8 |
| Walker, Ward 1, Precinct 2 | 520 | 484 | 432 | 403 | 40 | 24 | 16 | 7 | 19 | 35 | 27 | 0 |
| Walker, Ward 1, Precinct 3 | 515 | 475 | 530 | 528 | 52 | 37 | 28 | 10 | 20 | 42 | 31 | 11 |
| Walker, Ward 2, Precinct 4 | 776 | 694 | 498 | 477 | 43 | 37 | 24 | 14 | 11 | 41 | 24 | 5 |
| Walker, Ward 2, Precinct 5 | 637 | 602 | 420 | 394 | 45 | 27 | 21 | 7 | 15 | 35 | 16 | 2 |
| Walker, Ward 2, Precinct 6 | 528 | 497 | 401 | 386 | 46 | 27 | 23 | 9 | 13 | 36 | 30 | 2 |
| Walker, Ward 3, Precinct 7 | 566 | 522 | 500 | 487 | 50 | 37 | 20 | 6 | 17 | 28 | 31 | 3 |
| Walker, Ward 3, Precinct 8 | 690 | 653 | 355 | 330 | 36 | 29 | 23 | 6 | 9 | 30 | 23 | 2 |
| Walker, Ward 3, Precinct 9 | 575 | 524 | 485 | 459 | 43 | 24 | 17 | 6 | 27 | 36 | 22 | 3 |
| Wyoming, Ward 1, Precinct 1 | 309 | 259 | 405 | 395 | 25 | 20 | 23 | 3 | 13 | 48 | 28 | 4 |
| Wyoming, Ward 1, Precinct 2 | 153 | 134 | 239 | 225 | 15 | 7 | 12 | 6 | 16 | 31 | 21 | 4 |
| Wyoming, Ward 1, Precinct 3 | 280 | 244 | 437 | 398 | 26 | 22 | 20 | 6 | 19 | 42 | 29 | 5 |
| Wyoming, Ward 1, Precinct 4 | 406 | 375 | 429 | 391 | 25 | 27 | 14 | 6 | 22 | 49 | 29 | 3 |
| Wyoming, Ward 1, Precinct 5 | 344 | 299 | 461 | 437 | 35 | 8 | 24 | 10 | 14 | 47 | 34 | 2 |
| Wyoming, Ward 1, Precinct 6 | 233 | 192 | 340 | 324 | 18 | 17 | 19 | 10 | 16 | 35 | 31 | 5 |
| Wyoming, Ward 1, Precinct 7 | 551 | 513 | 401 | 365 | 36 | 28 | 12 | 2 | 17 | 25 | 22 | 3 |
| Wyoming, Ward 1, Precinct 8 | 208 | 176 | 221 | 210 | 25 | 15 | 6 | 2 | 7 | 30 | 15 | 1 |
| Wyoming, Ward 1, Precinct 9 | 326 | 272 | 457 | 450 | 28 | 26 | 23 | 8 | 19 | 55 | 29 | 4 |
| Wyoming, Ward 2, Precinct 10 | 202 | 175 | 311 | 297 | 25 | 14 | 18 | 9 | 14 | 35 | 17 | 1 |
| Wyoming, Ward 2, Precinct 11 | 129 | 123 | 281 | 277 | 17 | 16 | 8 | 8 | 16 | 35 | 28 | 3 |
| Wyoming, Ward 2, Precinct 12 | 149 | 136 | 227 | 223 | 24 | 18 | 15 | 4 | 8 | 25 | 12 | 3 |
| Wyoming, Ward 2, Precinct 13 | 314 | 283 | 348 | 322 | 30 | 22 | 14 | 8 | 18 | 45 | 34 | 2 |
| Wyoming, Ward 2, Precinct 14 | 295 | 272 | 229 | 218 | 21 | 18 | 8 | 6 | 15 | 30 | 19 | 6 |
| Wyoming, Ward 2, Precinct 15 | 201 | 176 | 209 | 199 | 23 | 21 | 8 | 2 | 7 | 32 | 24 | 0 |
| Wyoming, Ward 2, Precinct 16 | 324 | 303 | 271 | 269 | 39 | 24 | 7 | 3 | 17 | 19 | 20 | 2 |
| Wyoming, Ward 2, Precinct 17 | 226 | 204 | 384 | 380 | 27 | 19 | 16 | 6 | 13 | 35 | 28 | 3 |
| Wyoming, Ward 2, Precinct 18 | 235 | 208 | 281 | 255 | 23 | 13 | 6 | 5 | 12 | 33 | 18 | 2 |
| Wyoming, Ward 2, Precinct 19 | 351 | 340 | 461 | 424 | 35 | 21 | 18 | 9 | 21 | 37 | 30 | 4 |
| Wyoming, Ward 2, Precinct 20 | 326 | 292 | 416 | 401 | 52 | 31 | 26 | 8 | 20 | 57 | 25 | 4 |
| Wyoming, Ward 3, Precinct 21 | 515 | 478 | 470 | 452 | 42 | 29 | 27 | 10 | 17 | 54 | 32 | 5 |
| Wyoming, Ward 3, Precinct 22 | 323 | 298 | 292 | 275 | 20 | 8 | 15 | 10 | 8 | 35 | 19 | 1 |
| Wyoming, Ward 3, Precinct 23 | 351 | 317 | 481 | 462 | 42 | 24 | 24 | 11 | 26 | 45 | 32 | 5 |
| Wyoming, Ward 3, Precinct 24 | 480 | 448 | 453 | 457 | 47 | 31 | 17 | 8 | 15 | 46 | 42 | 2 |
| Wyoming, Ward 3, Precinct 25 | 615 | 575 | 360 | 368 | 41 | 25 | 6 | 11 | 15 | 24 | 18 | 1 |
| Wyoming, Ward 3, Precinct 26 | 345 | 336 | 313 | 297 | 25 | 13 | 8 | 4 | 9 | 16 | 8 | 5 |
| Wyoming, Ward 3, Precinct 27 | 360 | 336 | 273 | 254 | 22 | 14 | 7 | 4 | 11 | 13 | 11 | 2 |
| Wyoming, Ward 3, Precinct 28 | 695 | 644 | 443 | 404 | 38 | 23 | 18 | 6 | 17 | 34 | 17 | 5 |
| Wyoming, Ward 3, Precinct 29 | 569 | 533 | 358 | 328 | 27 | 21 | 15 | 4 | 16 | 28 | 13 | 3 |
| Wyoming, Ward 3, Precinct 30 | 796 | 732 | 398 | 372 | 39 | 28 | 16 | 8 | 10 | 22 | 9 | 4 |
| Courtland Township, Precinct 1 | 738 | 665 | 444 | 423 | 50 | 24 | 23 | 14 | 17 | 27 | 29 | 3 |
| Courtland Township, Precinct 2 | 830 | 767 | 393 | 358 | 50 | 36 | 18 | 14 | 27 | 39 | 27 | 0 |
| Courtland Township, Precinct 3 | 791 | 741 | 394 | 372 | 41 | 28 | 20 | 12 | 17 | 29 | 25 | 2 |
| Gaines Charter Township, Precinct 1 | 996 | 952 | 290 | 261 | 45 | 26 | 10 | 8 | 12 | 38 | 22 | 4 |
| Gaines Charter Township, Precinct 2 | 581 | 520 | 345 | 333 | 28 | 22 | 7 | 1 | 13 | 15 | 11 | 0 |
| Gaines Charter Township, Precinct 3 | 714 | 691 | 321 | 296 | 42 | 31 | 17 | 7 | 17 | 37 | 29 | 8 |
| Gaines Charter Township, Precinct 4 | 454 | 408 | 454 | 445 | 39 | 28 | 22 | 12 | 19 | 60 | 45 | 9 |
| Gaines Charter Township, Precinct 5 | 321 | 284 | 435 | 426 | 29 | 21 | 19 | 11 | 18 | 32 | 25 | 1 |
| Gaines Charter Township, Precinct 6 | 831 | 787 | 354 | 341 | 45 | 28 | 24 | 11 | 10 | 22 | 16 | 4 |
| Gaines Charter Township, Precinct 7 | 1,082 | 1,009 | 488 | 450 | 49 | 33 | 16 | 6 | 18 | 38 | 26 | 5 |
| Gaines Charter Township, Precinct 8 | 769 | 707 | 412 | 380 | 53 | 29 | 25 | 10 | 8 | 32 | 27 | 12 |
| Gaines Charter Township, Precinct 9 | 502 | 463 | 455 | 465 | 27 | 14 | 10 | 6 | 11 | 22 | 7 | 1 |
| Grand Rapids Charter Township, Precinct 1 | 595 | 551 | 337 | 321 | 27 | 14 | 10 | 4 | 16 | 11 | 5 | 4 |

| | | | | | | | | | | | | |
|---|---|---|---|---|---|---|---|---|---|---|---|---|
| Grand Rapids Charter Township, Precinct 2 | 342 | 324 | 284 | 260 | 17 | 13 | 6 | 3 | 8 | 16 | 9 | 0 |
| Grand Rapids Charter Township, Precinct 3 | 642 | 598 | 551 | 508 | 38 | 23 | 15 | 5 | 12 | 23 | 9 | 4 |
| Grand Rapids Charter Township, Precinct 4 | 574 | 519 | 527 | 500 | 38 | 19 | 10 | 4 | 23 | 31 | 10 | 9 |
| Grand Rapids Charter Township, Precinct 5 | 591 | 542 | 580 | 539 | 38 | 22 | 11 | 5 | 16 | 19 | 10 | 4 |
| Grand Rapids Charter Township, Precinct 6 | 569 | 523 | 489 | 485 | 38 | 28 | 17 | 8 | 15 | 28 | 24 | 5 |
| Grand Rapids Charter Township, Precinct 7 | 295 | 265 | 242 | 231 | 27 | 10 | 12 | 1 | 16 | 25 | 9 | 0 |
| Grand Rapids Charter Township, Precinct 8 | 622 | 572 | 499 | 465 | 38 | 19 | 8 | 6 | 20 | 19 | 15 | 7 |
| Grand Rapids Charter Township, Precinct 9 | 480 | 457 | 276 | 265 | 31 | 19 | 15 | 8 | 6 | 16 | 8 | 2 |
| Grattan Township, Precinct 1 | 553 | 500 | 250 | 243 | 36 | 31 | 16 | 8 | 17 | 28 | 21 | 1 |
| Grattan Township, Precinct 2 | 547 | 511 | 375 | 362 | 37 | 29 | 18 | 8 | 16 | 22 | 24 | 2 |
| Lowell Charter Township, Precinct 1 | 867 | 815 | 497 | 467 | 46 | 30 | 30 | 19 | 19 | 32 | 29 | 2 |
| Lowell Charter Township, Precinct 2 | 603 | 531 | 458 | 436 | 56 | 50 | 26 | 8 | 26 | 51 | 26 | 5 |
| Nelson Township, Precinct 1 | 561 | 499 | 288 | 271 | 33 | 21 | 39 | 15 | 15 | 49 | 32 | 4 |
| Nelson Township, Precinct 2 | 532 | 489 | 239 | 231 | 27 | 13 | 14 | 6 | 10 | 23 | 22 | 3 |
| Oakfield Township, Precinct 1 | 469 | 444 | 315 | 274 | 39 | 20 | 16 | 8 | 8 | 34 | 28 | 6 |
| Oakfield Township, Precinct 2 | 569 | 502 | 303 | 290 | 24 | 14 | 32 | 8 | 22 | 50 | 36 | 4 |
| Oakfield Township, Precinct 3 | 392 | 359 | 255 | 230 | 22 | 19 | 14 | 6 | 4 | 26 | 18 | 1 |
| Plainfield Charter Township, Precinct 1 | 955 | 887 | 631 | 599 | 68 | 38 | 26 | 14 | 37 | 41 | 24 | 8 |
| Plainfield Charter Township, Precinct 2 | 706 | 636 | 467 | 454 | 59 | 28 | 26 | 1 | 10 | 37 | 38 | 11 |
| Plainfield Charter Township, Precinct 3 | 458 | 418 | 472 | 445 | 51 | 36 | 26 | 13 | 34 | 58 | 35 | 5 |
| Plainfield Charter Township, Precinct 4 | 623 | 576 | 558 | 539 | 51 | 38 | 21 | 4 | 24 | 55 | 35 | 1 |
| Plainfield Charter Township, Precinct 5 | 572 | 526 | 537 | 506 | 54 | 42 | 29 | 17 | 23 | 45 | 29 | 5 |
| Plainfield Charter Township, Precinct 6 | 1,062 | 951 | 648 | 594 | 61 | 47 | 28 | 13 | 32 | 64 | 46 | 3 |
| Plainfield Charter Township, Precinct 7 | 1,021 | 956 | 682 | 647 | 57 | 35 | 10 | 6 | 23 | 29 | 21 | 5 |
| Plainfield Charter Township, Precinct 8 | 818 | 743 | 741 | 706 | 72 | 46 | 24 | 10 | 34 | 48 | 41 | 7 |
| Plainfield Charter Township, Precinct 9 | 756 | 710 | 545 | 515 | 47 | 37 | 20 | 8 | 24 | 70 | 46 | 2 |
| Plainfield Charter Township, Precinct 10 | 667 | 607 | 429 | 412 | 53 | 26 | 13 | 7 | 27 | 32 | 28 | 3 |
| Plainfield Charter Township, Precinct 11 | 631 | 581 | 442 | 421 | 54 | 34 | 16 | 11 | 20 | 32 | 20 | 1 |
| Solon Township, Precinct 1 | 587 | 512 | 280 | 284 | 31 | 26 | 30 | 11 | 13 | 27 | 29 | 0 |
| Solon Township, Precinct 2 | 859 | 779 | 402 | 367 | 67 | 47 | 36 | 13 | 25 | 77 | 52 | 8 |
| Sparta Township, Precinct 1 | 694 | 642 | 520 | 496 | 63 | 63 | 44 | 19 | 34 | 78 | 60 | 6 |
| Sparta Township, Precinct 2 | 496 | 462 | 227 | 208 | 33 | 15 | 24 | 7 | 13 | 25 | 30 | 2 |
| Sparta Township, Precinct 3 | 576 | 521 | 298 | 281 | 37 | 27 | 18 | 8 | 14 | 52 | 40 | 5 |
| Spencer Township, Precinct 1 | 975 | 860 | 473 | 434 | 52 | 39 | 23 | 14 | 26 | 55 | 50 | 11 |
| Tyrone Township, Precinct 1 | 576 | 522 | 247 | 240 | 23 | 19 | 31 | 15 | 15 | 49 | 46 | 2 |
| Tyrone Township, Precinct 2 | 449 | 397 | 202 | 203 | 17 | 11 | 19 | 11 | 16 | 35 | 14 | 3 |
| Vergennes Township, Precinct 1 | 759 | 704 | 371 | 357 | 42 | 22 | 23 | 13 | 13 | 25 | 16 | 3 |
| Vergennes Township, Precinct 2 | **614** | **556** | **356** | **344** | **25** | **21** | **14** | **9** | **9** | **34** | **22** | **6** |
| Total | 117,761 | 108,176 | 112,849 | 108,359 | 9,053 | 6,089 | 3,914 | 1,777 | 4,489 | 7,793 | 5,244 | 874 |

**U of M Regent (Vote for 2)**

| Precinct | Andrea Fischer Newman - REP | Andrew Richner - REP | Jordan Acker - DEM | Paul Brown - DEM | James Lewis Hudler - LIB | John Jascob - LIB | Joe Sanger - UST | Crystal Van Sickle - | Kevin A. Grave | Marge Katchmark | Write-in | |
|---|---|---|---|---|---|---|---|---|---|---|---|---|
| Ada Township, Precinct 1 | 412 | 375 | 291 | 273 | 20 | 15 | 5 | 16 | 15 | 11 | 3 | |
| Ada Township, Precinct 2 | 699 | 659 | 540 | 520 | 39 | 42 | 13 | 33 | 29 | 16 | 9 | |
| Ada Township, Precinct 3 | 498 | 462 | 290 | 259 | 29 | 32 | 9 | 11 | 9 | 10 | 9 | |
| Ada Township, Precinct 4 | 449 | 420 | 191 | 184 | 18 | 10 | 7 | 10 | 14 | 5 | 0 | |
| Ada Township, Precinct 5 | 752 | 717 | 368 | 330 | 31 | 34 | 17 | 25 | 21 | 17 | 5 | |
| Ada Township, Precinct 6 | 275 | 253 | 206 | 197 | 18 | 14 | 3 | 9 | 11 | 9 | 1 | |
| Ada Township, Precinct 7 | 365 | 349 | 266 | 251 | 19 | 25 | 7 | 16 | 12 | 16 | 0 | |
| Ada Township, Precinct 8 | 403 | 363 | 261 | 255 | 20 | 21 | 4 | 12 | 12 | 14 | 2 | |
| Algoma Township, Precinct 1 | 426 | 398 | 193 | 174 | 16 | 18 | 22 | 39 | 16 | 8 | 5 | |
| Algoma Township, Precinct 2 | 591 | 569 | 241 | 236 | 16 | 20 | 8 | 23 | 17 | 18 | 3 | |
| Algoma Township, Precinct 3 | 584 | 563 | 259 | 238 | 29 | 27 | 22 | 19 | 18 | 17 | 4 | |
| Algoma Township, Precinct 4 | 514 | 476 | 314 | 308 | 41 | 38 | 17 | 24 | 15 | 12 | 3 | |
| Algoma Township, Precinct 5 | 700 | 668 | 407 | 384 | 32 | 28 | 19 | 23 | 24 | 16 | 1 | |
| Alpine Township, Precinct 1 | 333 | 304 | 193 | 188 | 14 | 11 | 9 | 16 | 6 | 8 | 3 | |
| Alpine Township, Precinct 2 | 320 | 286 | 331 | 326 | 29 | 26 | 12 | 23 | 6 | 10 | 4 | |
| Alpine Township, Precinct 3 | 628 | 566 | 544 | 511 | 37 | 33 | 25 | 50 | 28 | 26 | 12 | |
| Alpine Township, Precinct 4 | 527 | 509 | 367 | 348 | 21 | 19 | 13 | 30 | 15 | 11 | 5 | |
| Alpine Township, Precinct 5 | 365 | 329 | 179 | 163 | 13 | 14 | 11 | 29 | 10 | 11 | 3 | |
| Alpine Township, Precinct 6 | 140 | 116 | 372 | 331 | 22 | 16 | 13 | 24 | 18 | 9 | 5 | |
| Bowne Township, Precinct 1 | 998 | 953 | 293 | 275 | 34 | 29 | 33 | 44 | 24 | 17 | 6 | |
| Byron Township, Precinct 1 | 1,125 | 1,096 | 270 | 262 | 40 | 30 | 24 | 37 | 19 | 23 | 15 | |
| Byron Township, Precinct 2 | 1,201 | 1,162 | 404 | 387 | 40 | 41 | 15 | 32 | 18 | 16 | 4 | |
| Byron Township, Precinct 3 | 441 | 409 | 395 | 364 | 17 | 26 | 22 | 27 | 29 | 23 | 7 | |
| Byron Township, Precinct 4 | 1,013 | 1,002 | 233 | 211 | 32 | 26 | 22 | 25 | 11 | 9 | 1 | |
| Byron Township, Precinct 5 | 1,160 | 1,110 | 259 | 237 | 36 | 30 | 11 | 23 | 7 | 16 | 4 | |
| Byron Township, Precinct 6 | 622 | 603 | 226 | 212 | 24 | 22 | 11 | 20 | 19 | 14 | 6 | |
| Byron Township, Precinct 7 | 814 | 789 | 357 | 320 | 37 | 33 | 10 | 35 | 15 | 14 | 3 | |
| Byron Township, Precinct 8 | 816 | 765 | 443 | 403 | 35 | 26 | 16 | 34 | 19 | 18 | 4 | |
| Caledonia Township, Precinct 1 | 368 | 361 | 227 | 202 | 23 | 18 | 8 | 15 | 11 | 7 | 3 | |
| Caledonia Township, Precinct 2 | 845 | 801 | 341 | 307 | 31 | 22 | 20 | 34 | 21 | 10 | 9 | |
| Caledonia Township, Precinct 3 | 848 | 795 | 328 | 323 | 61 | 57 | 24 | 43 | 16 | 19 | 4 | |
| Caledonia Township, Precinct 4 | 570 | 531 | 212 | 184 | 27 | 22 | 7 | 22 | 15 | 6 | 2 | |
| Caledonia Township, Precinct 5 | 894 | 895 | 366 | 349 | 28 | 26 | 17 | 32 | 23 | 14 | 3 | |
| Caledonia Township, Precinct 6 | 651 | 609 | 354 | 337 | 26 | 30 | 17 | 44 | 29 | 15 | 6 | |
| Cannon Township, Precinct 1 | 817 | 769 | 412 | 376 | 28 | 35 | 11 | 23 | 31 | 23 | 2 | |
| Cannon Township, Precinct 2 | 710 | 677 | 342 | 338 | 34 | 34 | 20 | 25 | 19 | 24 | 13 | |

| | | | | | | | | | | | | |
|---|---|---|---|---|---|---|---|---|---|---|---|---|
| Cannon Township, Precinct 3 | 580 | 552 | 361 | 342 | 30 | 32 | 16 | 18 | 12 | 12 | 7 | |
| Cannon Township, Precinct 4 | 873 | 828 | 437 | 405 | 37 | 35 | 9 | 23 | 28 | 21 | 9 | |
| Cannon Township, Precinct 5 | 639 | 617 | 262 | 243 | 28 | 25 | 11 | 32 | 12 | 17 | 9 | |
| Cannon Township, Precinct 6 | 675 | 654 | 341 | 327 | 27 | 35 | 17 | 32 | 30 | 23 | 5 | |
| Cascade Charter Township, Precinct 1 | 599 | 566 | 288 | 278 | 16 | 15 | 8 | 19 | 10 | 5 | 1 | |
| Cascade Charter Township, Precinct 2 | 663 | 622 | 382 | 376 | 29 | 27 | 7 | 16 | 9 | 7 | 7 | |
| Cascade Charter Township, Precinct 3 | 431 | 401 | 287 | 276 | 15 | 14 | 10 | 11 | 17 | 7 | 5 | |
| Cascade Charter Township, Precinct 4 | 635 | 586 | 390 | 390 | 30 | 36 | 5 | 13 | 20 | 15 | 2 | |
| Cascade Charter Township, Precinct 5 | 947 | 885 | 494 | 449 | 30 | 31 | 14 | 22 | 21 | 14 | 2 | |
| Cascade Charter Township, Precinct 6 | 479 | 453 | 397 | 382 | 30 | 22 | 14 | 27 | 17 | 12 | 2 | |
| Cascade Charter Township, Precinct 7 | 385 | 351 | 264 | 250 | 16 | 17 | 4 | 14 | 10 | 5 | 2 | |
| Cascade Charter Township, Precinct 8 | 467 | 434 | 393 | 368 | 22 | 24 | 10 | 14 | 29 | 16 | 5 | |
| Cascade Charter Township, Precinct 9 | 541 | 509 | 342 | 331 | 22 | 22 | 11 | 18 | 15 | 16 | 2 | |
| Cascade Charter Township, Precinct 10 | 515 | 495 | 277 | 272 | 21 | 19 | 7 | 16 | 15 | 8 | 3 | |
| Cedar Springs, Precinct 1 | 503 | 458 | 313 | 284 | 29 | 31 | 21 | 41 | 17 | 23 | 4 | |
| East Grand Rapids, Ward 1, Precinct 1 | 401 | 371 | 568 | 540 | 18 | 13 | 5 | 5 | 17 | 9 | 4 | |
| East Grand Rapids, Ward 1, Precinct 2 | 451 | 417 | 515 | 502 | 26 | 20 | 7 | 13 | 14 | 12 | 1 | |
| East Grand Rapids, Ward 2, Precinct 3 | 397 | 355 | 524 | 512 | 11 | 9 | 5 | 14 | 25 | 15 | 7 | |
| East Grand Rapids, Ward 2, Precinct 4 | 338 | 316 | 523 | 493 | 22 | 26 | 9 | 8 | 29 | 12 | 7 | |
| East Grand Rapids, Ward 3, Precinct 5 | 363 | 317 | 549 | 545 | 18 | 16 | 5 | 6 | 19 | 14 | 2 | |
| East Grand Rapids, Ward 3, Precinct 6 | 342 | 298 | 583 | 575 | 16 | 12 | 5 | 10 | 21 | 14 | 8 | |
| Grand Rapids, Ward 1, Precinct 1 | 236 | 205 | 539 | 522 | 39 | 38 | 12 | 20 | 47 | 28 | 11 | |
| Grand Rapids, Ward 1, Precinct 2 | 91 | 76 | 295 | 269 | 18 | 13 | 11 | 25 | 18 | 10 | 8 | |
| Grand Rapids, Ward 1, Precinct 3 | 374 | 318 | 711 | 648 | 32 | 21 | 11 | 32 | 21 | 22 | 5 | |
| Grand Rapids, Ward 1, Precinct 4 | 228 | 200 | 661 | 664 | 21 | 21 | 8 | 24 | 22 | 19 | 6 | |
| Grand Rapids, Ward 1, Precinct 5 | 146 | 138 | 337 | 332 | 21 | 18 | 5 | 13 | 32 | 20 | 2 | |
| Grand Rapids, Ward 1, Precinct 6 | 539 | 513 | 578 | 573 | 30 | 22 | 15 | 40 | 25 | 24 | 6 | |
| Grand Rapids, Ward 1, Precinct 7 | 239 | 227 | 234 | 229 | 13 | 13 | 6 | 10 | 10 | 7 | 5 | |
| Grand Rapids, Ward 1, Precinct 8 | 270 | 248 | 429 | 414 | 33 | 30 | 15 | 14 | 24 | 18 | 6 | |
| Grand Rapids, Ward 1, Precinct 9 | 201 | 160 | 517 | 467 | 22 | 19 | 11 | 31 | 32 | 9 | 10 | |
| Grand Rapids, Ward 1, Precinct 10 | 309 | 278 | 503 | 498 | 22 | 15 | 14 | 26 | 30 | 20 | 4 | |
| Grand Rapids, Ward 1, Precinct 11 | 254 | 237 | 254 | 243 | 14 | 14 | 6 | 14 | 10 | 3 | 2 | |
| Grand Rapids, Ward 1, Precinct 12 | 131 | 114 | 399 | 388 | 23 | 22 | 15 | 25 | 21 | 13 | 8 | |
| Grand Rapids, Ward 1, Precinct 13 | 251 | 221 | 466 | 440 | 38 | 29 | 9 | 24 | 23 | 13 | 9 | |
| Grand Rapids, Ward 1, Precinct 14 | 342 | 320 | 585 | 552 | 42 | 42 | 14 | 32 | 34 | 26 | 4 | |
| Grand Rapids, Ward 1, Precinct 15 | 63 | 53 | 397 | 367 | 8 | 11 | 9 | 20 | 11 | 8 | 5 | |
| Grand Rapids, Ward 1, Precinct 16 | 77 | 76 | 433 | 372 | 16 | 11 | 10 | 18 | 20 | 17 | 7 | |
| Grand Rapids, Ward 1, Precinct 17 | 312 | 280 | 524 | 497 | 26 | 39 | 17 | 45 | 40 | 21 | 10 | |
| Grand Rapids, Ward 1, Precinct 18 | 44 | 31 | 279 | 291 | 9 | 5 | 4 | 16 | 9 | 8 | 7 | |
| Grand Rapids, Ward 1, Precinct 19 | 228 | 208 | 476 | 470 | 45 | 37 | 23 | 38 | 46 | 25 | 8 | |
| Grand Rapids, Ward 1, Precinct 20 | 698 | 624 | 589 | 565 | 32 | 24 | 14 | 36 | 29 | 26 | 13 | |
| Grand Rapids, Ward 1, Precinct 21 | 630 | 594 | 440 | 411 | 29 | 31 | 9 | 28 | 19 | 21 | 13 | |
| Grand Rapids, Ward 1, Precinct 22 | 25 | 21 | 149 | 156 | 4 | 2 | 1 | 6 | 5 | 3 | 0 | |
| Grand Rapids, Ward 1, Precinct 23 | 579 | 540 | 478 | 450 | 24 | 26 | 14 | 29 | 22 | 21 | 3 | |
| Grand Rapids, Ward 1, Precinct 24 | 26 | 31 | 306 | 297 | 13 | 9 | 10 | 18 | 6 | 9 | 5 | |
| Grand Rapids, Ward 2, Precinct 25 | 112 | 101 | 508 | 457 | 28 | 25 | 13 | 6 | 37 | 19 | 7 | |
| Grand Rapids, Ward 2, Precinct 26 | 281 | 251 | 516 | 480 | 25 | 24 | 7 | 14 | 29 | 20 | 8 | |
| Grand Rapids, Ward 2, Precinct 27 | 168 | 143 | 383 | 379 | 29 | 26 | 12 | 21 | 20 | 10 | 9 | |
| Grand Rapids, Ward 2, Precinct 28 | 278 | 253 | 614 | 593 | 44 | 39 | 23 | 38 | 29 | 15 | 7 | |
| Grand Rapids, Ward 2, Precinct 29 | 143 | 135 | 450 | 410 | 23 | 24 | 11 | 25 | 33 | 22 | 7 | |
| Grand Rapids, Ward 2, Precinct 30 | 319 | 268 | 680 | 656 | 29 | 23 | 9 | 18 | 34 | 20 | 3 | |
| Grand Rapids, Ward 2, Precinct 31 | 260 | 229 | 616 | 583 | 42 | 39 | 21 | 35 | 45 | 35 | 5 | |
| Grand Rapids, Ward 2, Precinct 32 | 154 | 130 | 420 | 395 | 31 | 25 | 3 | 15 | 20 | 6 | 4 | |
| Grand Rapids, Ward 2, Precinct 33 | 123 | 118 | 457 | 429 | 21 | 17 | 6 | 14 | 17 | 12 | 5 | |
| Grand Rapids, Ward 2, Precinct 34 | 327 | 283 | 671 | 624 | 28 | 21 | 15 | 20 | 22 | 18 | 8 | |
| Grand Rapids, Ward 2, Precinct 35 | 449 | 420 | 619 | 611 | 32 | 26 | 20 | 27 | 20 | 19 | 6 | |
| Grand Rapids, Ward 2, Precinct 36 | 161 | 149 | 261 | 233 | 16 | 15 | 13 | 21 | 13 | 3 | 7 | |
| Grand Rapids, Ward 2, Precinct 37 | 534 | 492 | 744 | 705 | 35 | 38 | 16 | 29 | 37 | 27 | 13 | |
| Grand Rapids, Ward 2, Precinct 38 | 313 | 276 | 765 | 724 | 44 | 45 | 18 | 33 | 49 | 24 | 19 | |
| Grand Rapids, Ward 2, Precinct 39 | 70 | 58 | 393 | 384 | 15 | 9 | 3 | 8 | 13 | 10 | 3 | |
| Grand Rapids, Ward 2, Precinct 40 | 162 | 143 | 807 | 754 | 35 | 30 | 10 | 13 | 45 | 20 | 16 | |
| Grand Rapids, Ward 2, Precinct 41 | 881 | 774 | 1,172 | 1,173 | 89 | 90 | 40 | 57 | 70 | 48 | 24 | |
| Grand Rapids, Ward 2, Precinct 42 | 415 | 361 | 652 | 600 | 28 | 28 | 8 | 21 | 38 | 17 | 4 | |
| Grand Rapids, Ward 2, Precinct 43 | 381 | 327 | 500 | 467 | 25 | 19 | 16 | 29 | 22 | 24 | 6 | |
| Grand Rapids, Ward 2, Precinct 44 | 481 | 425 | 536 | 498 | 30 | 28 | 13 | 31 | 30 | 22 | 6 | |
| Grand Rapids, Ward 2, Precinct 45 | 613 | 569 | 593 | 567 | 34 | 31 | 13 | 22 | 22 | 23 | 6 | |
| Grand Rapids, Ward 2, Precinct 46 | 424 | 387 | 550 | 550 | 34 | 30 | 13 | 31 | 14 | 24 | 6 | |
| Grand Rapids, Ward 2, Precinct 47 | 442 | 385 | 602 | 586 | 18 | 21 | 5 | 13 | 18 | 8 | 2 | |
| Grand Rapids, Ward 2, Precinct 48 | 132 | 129 | 498 | 481 | 23 | 23 | 9 | 20 | 32 | 16 | 3 | |
| Grand Rapids, Ward 2, Precinct 49 | 164 | 148 | 722 | 640 | 35 | 22 | 3 | 14 | 35 | 19 | 9 | |
| Grand Rapids, Ward 2, Precinct 50 | 183 | 156 | 964 | 907 | 35 | 34 | 3 | 20 | 42 | 15 | 5 | |
| Grand Rapids, Ward 3, Precinct 51 | 202 | 196 | 468 | 456 | 21 | 11 | 16 | 23 | 17 | 21 | 10 | |
| Grand Rapids, Ward 3, Precinct 52 | 55 | 42 | 348 | 340 | 13 | 8 | 3 | 11 | 21 | 9 | 2 | |
| Grand Rapids, Ward 3, Precinct 53 | 764 | 726 | 628 | 606 | 27 | 32 | 14 | 31 | 20 | 11 | 5 | |
| Grand Rapids, Ward 3, Precinct 54 | 420 | 391 | 420 | 402 | 21 | 21 | 6 | 15 | 8 | 5 | 4 | |
| Grand Rapids, Ward 3, Precinct 55 | 502 | 479 | 665 | 639 | 26 | 25 | 7 | 18 | 23 | 15 | 7 | |
| Grand Rapids, Ward 3, Precinct 56 | 458 | 426 | 578 | 580 | 31 | 21 | 11 | 24 | 15 | 8 | 1 | |
| Grand Rapids, Ward 3, Precinct 57 | 228 | 209 | 418 | 403 | 15 | 18 | 2 | 17 | 7 | 12 | 1 | |
| Grand Rapids, Ward 3, Precinct 58 | 417 | 395 | 517 | 477 | 20 | 14 | 5 | 21 | 16 | 10 | 6 | |
| Grand Rapids, Ward 3, Precinct 59 | 437 | 401 | 858 | 816 | 32 | 34 | 10 | 20 | 23 | 12 | 6 | |
| Grand Rapids, Ward 3, Precinct 60 | 155 | 134 | 923 | 869 | 22 | 22 | 5 | 11 | 44 | 19 | 2 | |

| | | | | | | | | | | | | |
|---|---|---|---|---|---|---|---|---|---|---|---|---|
| Grand Rapids, Ward 3, Precinct 61 | 102 | 92 | 328 | 330 | 17 | 11 | 3 | 11 | 17 | 2 | 3 | |
| Grand Rapids, Ward 3, Precinct 62 | 113 | 109 | 567 | 544 | 14 | 19 | 6 | 17 | 17 | 12 | 5 | |
| Grand Rapids, Ward 3, Precinct 63 | 88 | 78 | 607 | 594 | 12 | 9 | 12 | 23 | 24 | 12 | 2 | |
| Grand Rapids, Ward 3, Precinct 64 | 181 | 152 | 497 | 474 | 19 | 21 | 17 | 26 | 18 | 7 | 7 | |
| Grand Rapids, Ward 3, Precinct 65 | 225 | 209 | 539 | 522 | 20 | 15 | 11 | 19 | 13 | 8 | 2 | |
| Grand Rapids, Ward 3, Precinct 66 | 43 | 28 | 563 | 576 | 16 | 8 | 9 | 18 | 14 | 14 | 13 | |
| Grand Rapids, Ward 3, Precinct 67 | 47 | 46 | 755 | 752 | 8 | 11 | 8 | 17 | 17 | 9 | 3 | |
| Grand Rapids, Ward 3, Precinct 68 | 224 | 188 | 700 | 687 | 15 | 16 | 5 | 20 | 15 | 12 | 5 | |
| Grand Rapids, Ward 3, Precinct 69 | 412 | 394 | 375 | 373 | 14 | 12 | 9 | 9 | 14 | 7 | 1 | |
| Grand Rapids, Ward 3, Precinct 70 | 25 | 18 | 465 | 476 | 10 | 5 | 7 | 13 | 12 | 11 | 7 | |
| Grand Rapids, Ward 3, Precinct 71 | 141 | 122 | 589 | 590 | 16 | 19 | 4 | 15 | 25 | 8 | 10 | |
| Grand Rapids, Ward 3, Precinct 72 | 134 | 123 | 325 | 307 | 12 | 12 | 2 | 13 | 16 | 13 | 0 | |
| Grand Rapids, Ward 3, Precinct 73 | 235 | 203 | 387 | 355 | 15 | 16 | 5 | 9 | 9 | 5 | 5 | |
| Grand Rapids, Ward 3, Precinct 74 | 184 | 160 | 432 | 421 | 27 | 25 | 3 | 10 | 22 | 15 | 4 | |
| Grand Rapids, Ward 3, Precinct 75 | 72 | 58 | 368 | 376 | 12 | 23 | 8 | 18 | 12 | 15 | 4 | |
| Grand Rapids, Ward 3, Precinct 76 | 36 | 29 | 461 | 444 | 10 | 11 | 3 | 14 | 14 | 7 | 2 | |
| Grand Rapids, Ward 3, Precinct 77 | 258 | 231 | 484 | 472 | 16 | 21 | 6 | 18 | 10 | 4 | 1 | |
| Grandville, Precinct 1 | 470 | 421 | 326 | 309 | 31 | 26 | 17 | 23 | 16 | 13 | 11 | |
| Grandville, Precinct 2 | 568 | 508 | 412 | 378 | 36 | 36 | 12 | 25 | 19 | 12 | 9 | |
| Grandville, Precinct 3 | 699 | 652 | 402 | 363 | 38 | 35 | 16 | 33 | 16 | 14 | 11 | |
| Grandville, Precinct 4 | 765 | 709 | 443 | 415 | 29 | 34 | 21 | 36 | 18 | 15 | 8 | |
| Grandville, Precinct 5 | 810 | 752 | 424 | 411 | 14 | 19 | 21 | 35 | 10 | 10 | 8 | |
| Grandville, Precinct 6 | 631 | 593 | 329 | 302 | 22 | 23 | 23 | 28 | 13 | 14 | 5 | |
| Kentwood, Ward 1, Precinct 1 | 383 | 368 | 400 | 380 | 17 | 22 | 18 | 15 | 8 | 9 | 7 | |
| Kentwood, Ward 1, Precinct 2 | 638 | 595 | 725 | 696 | 39 | 45 | 23 | 43 | 39 | 21 | 12 | |
| Kentwood, Ward 1, Precinct 3 | 381 | 358 | 411 | 367 | 17 | 16 | 13 | 22 | 12 | 11 | 2 | |
| Kentwood, Ward 1, Precinct 4 | 194 | 178 | 294 | 269 | 17 | 16 | 12 | 21 | 16 | 11 | 1 | |
| Kentwood, Ward 1, Precinct 5 | 251 | 233 | 240 | 223 | 14 | 13 | 7 | 19 | 12 | 16 | 3 | |
| Kentwood, Ward 1, Precinct 6 | 414 | 379 | 426 | 403 | 19 | 22 | 21 | 35 | 20 | 13 | 4 | |
| Kentwood, Ward 1, Precinct 7 | 335 | 296 | 526 | 513 | 29 | 26 | 9 | 22 | 25 | 15 | 4 | |
| Kentwood, Ward 1, Precinct 8 | 672 | 618 | 655 | 606 | 27 | 28 | 19 | 27 | 28 | 15 | 4 | |
| Kentwood, Ward 1, Precinct 9 | 373 | 323 | 563 | 540 | 26 | 19 | 15 | 23 | 18 | 14 | 3 | |
| Kentwood, Ward 2, Precinct 10 | 537 | 484 | 607 | 556 | 29 | 32 | 18 | 28 | 19 | 16 | 2 | |
| Kentwood, Ward 2, Precinct 11 | 659 | 624 | 779 | 734 | 33 | 32 | 21 | 37 | 22 | 15 | 9 | |
| Kentwood, Ward 2, Precinct 12 | 286 | 270 | 468 | 455 | 27 | 22 | 11 | 17 | 9 | 12 | 2 | |
| Kentwood, Ward 2, Precinct 13 | 530 | 500 | 498 | 442 | 11 | 9 | 4 | 19 | 18 | 10 | 6 | |
| Kentwood, Ward 2, Precinct 14 | 203 | 185 | 194 | 177 | 13 | 14 | 9 | 13 | 12 | 2 | 3 | |
| Kentwood, Ward 2, Precinct 15 | 298 | 255 | 708 | 679 | 20 | 16 | 13 | 33 | 28 | 15 | 15 | |
| Kentwood, Ward 2, Precinct 16 | 791 | 718 | 725 | 708 | 33 | 30 | 18 | 27 | 30 | 17 | 4 | |
| Kentwood, Ward 2, Precinct 17 | 200 | 180 | 393 | 389 | 11 | 15 | 5 | 16 | 8 | 11 | 1 | |
| Kentwood, Ward 2, Precinct 18 | 279 | 239 | 501 | 459 | 25 | 25 | 16 | 25 | 23 | 17 | 5 | |
| Lowell, Precinct 1 | 366 | 349 | 370 | 332 | 31 | 31 | 15 | 26 | 26 | 21 | 10 | |
| Lowell, Precinct 2 | 320 | 301 | 230 | 213 | 20 | 19 | 10 | 20 | 16 | 18 | 2 | |
| Rockford, Precinct 1 | 496 | 450 | 442 | 428 | 23 | 24 | 20 | 22 | 21 | 12 | 5 | |
| Rockford, Precinct 2 | 720 | 669 | 607 | 559 | 45 | 43 | 15 | 30 | 23 | 32 | 10 | |
| Walker, Ward 1, Precinct 1 | 303 | 286 | 470 | 432 | 35 | 27 | 16 | 31 | 29 | 23 | 13 | |
| Walker, Ward 1, Precinct 2 | 527 | 490 | 414 | 390 | 19 | 24 | 18 | 26 | 17 | 20 | 1 | |
| Walker, Ward 1, Precinct 3 | 519 | 485 | 496 | 479 | 35 | 32 | 21 | 39 | 22 | 15 | 16 | |
| Walker, Ward 2, Precinct 4 | 750 | 700 | 451 | 436 | 38 | 37 | 22 | 32 | 16 | 16 | 5 | |
| Walker, Ward 2, Precinct 5 | 632 | 588 | 401 | 376 | 31 | 24 | 12 | 24 | 18 | 14 | 4 | |
| Walker, Ward 2, Precinct 6 | 536 | 504 | 381 | 357 | 31 | 31 | 24 | 33 | 12 | 16 | 4 | |
| Walker, Ward 3, Precinct 7 | 545 | 533 | 469 | 429 | 36 | 32 | 13 | 25 | 31 | 18 | 8 | |
| Walker, Ward 3, Precinct 8 | 681 | 658 | 323 | 298 | 26 | 26 | 16 | 25 | 18 | 9 | 3 | |
| Walker, Ward 3, Precinct 9 | 571 | 517 | 468 | 416 | 31 | 28 | 21 | 37 | 26 | 20 | 8 | |
| Wyoming, Ward 1, Precinct 1 | 297 | 271 | 391 | 388 | 17 | 20 | 15 | 36 | 16 | 20 | 8 | |
| Wyoming, Ward 1, Precinct 2 | 156 | 139 | 238 | 231 | 11 | 11 | 14 | 13 | 14 | 6 | 3 | |
| Wyoming, Ward 1, Precinct 3 | 267 | 252 | 428 | 397 | 21 | 26 | 15 | 29 | 23 | 13 | 4 | |
| Wyoming, Ward 1, Precinct 4 | 402 | 369 | 412 | 378 | 29 | 22 | 19 | 26 | 18 | 20 | 7 | |
| Wyoming, Ward 1, Precinct 5 | 341 | 305 | 446 | 442 | 14 | 14 | 19 | 35 | 15 | 22 | 5 | |
| Wyoming, Ward 1, Precinct 6 | 231 | 201 | 336 | 327 | 20 | 17 | 15 | 30 | 23 | 13 | 6 | |
| Wyoming, Ward 1, Precinct 7 | 544 | 511 | 375 | 364 | 19 | 29 | 9 | 20 | 18 | 12 | 3 | |
| Wyoming, Ward 1, Precinct 8 | 201 | 182 | 213 | 198 | 18 | 15 | 14 | 16 | 14 | 10 | 2 | |
| Wyoming, Ward 1, Precinct 9 | 320 | 294 | 464 | 437 | 28 | 29 | 14 | 31 | 28 | 33 | 3 | |
| Wyoming, Ward 2, Precinct 10 | 200 | 182 | 297 | 301 | 15 | 14 | 16 | 20 | 17 | 13 | 2 | |
| Wyoming, Ward 2, Precinct 11 | 127 | 118 | 281 | 279 | 16 | 15 | 13 | 17 | 21 | 11 | 4 | |
| Wyoming, Ward 2, Precinct 12 | 151 | 134 | 234 | 220 | 14 | 14 | 8 | 17 | 11 | 9 | 4 | |
| Wyoming, Ward 2, Precinct 13 | 315 | 285 | 349 | 328 | 24 | 21 | 19 | 20 | 19 | 12 | 3 | |
| Wyoming, Ward 2, Precinct 14 | 282 | 298 | 218 | 202 | 25 | 15 | 10 | 24 | 12 | 9 | 3 | |
| Wyoming, Ward 2, Precinct 15 | 190 | 178 | 211 | 188 | 22 | 17 | 8 | 20 | 12 | 7 | 1 | |
| Wyoming, Ward 2, Precinct 16 | 329 | 290 | 276 | 242 | 27 | 23 | 7 | 21 | 15 | 13 | 3 | |
| Wyoming, Ward 2, Precinct 17 | 229 | 206 | 382 | 371 | 21 | 19 | 3 | 16 | 15 | 16 | 8 | |
| Wyoming, Ward 2, Precinct 18 | 242 | 207 | 261 | 249 | 23 | 18 | 7 | 12 | 14 | 11 | 3 | |
| Wyoming, Ward 2, Precinct 19 | 360 | 341 | 442 | 416 | 20 | 22 | 19 | 39 | 27 | 21 | 6 | |
| Wyoming, Ward 2, Precinct 20 | 332 | 309 | 417 | 388 | 26 | 32 | 16 | 37 | 25 | 19 | 7 | |
| Wyoming, Ward 3, Precinct 21 | 513 | 474 | 454 | 430 | 28 | 30 | 17 | 34 | 25 | 18 | 8 | |
| Wyoming, Ward 3, Precinct 22 | 309 | 297 | 299 | 276 | 17 | 16 | 10 | 19 | 16 | 11 | 3 | |
| Wyoming, Ward 3, Precinct 23 | 364 | 334 | 457 | 433 | 29 | 32 | 14 | 25 | 30 | 23 | 9 | |
| Wyoming, Ward 3, Precinct 24 | 474 | 439 | 462 | 415 | 39 | 35 | 21 | 28 | 27 | 22 | 5 | |
| Wyoming, Ward 3, Precinct 25 | 605 | 582 | 337 | 309 | 22 | 27 | 15 | 22 | 21 | 18 | 1 | |
| Wyoming, Ward 3, Precinct 26 | 326 | 327 | 295 | 283 | 24 | 18 | 6 | 10 | 10 | 9 | 6 | |
| Wyoming, Ward 3, Precinct 27 | 342 | 329 | 264 | 243 | 19 | 18 | 6 | 11 | 5 | 5 | 4 | |

| | | | | | | | | | | | | |
|---|---|---|---|---|---|---|---|---|---|---|---|---|
| Wyoming, Ward 3, Precinct 28 | 670 | 646 | 408 | 390 | 27 | 28 | 21 | 29 | 16 | 15 | 10 | |
| Wyoming, Ward 3, Precinct 29 | 568 | 517 | 336 | 314 | 16 | 16 | 12 | 24 | 9 | 13 | 5 | |
| Wyoming, Ward 3, Precinct 30 | 769 | 739 | 354 | 344 | 25 | 22 | 8 | 20 | 13 | 18 | 13 | |
| Courtland Township, Precinct 1 | 717 | 678 | 408 | 380 | 36 | 29 | 22 | 32 | 24 | 15 | 5 | |
| Courtland Township, Precinct 2 | 807 | 760 | 355 | 340 | 30 | 36 | 26 | 35 | 24 | 16 | 3 | |
| Courtland Township, Precinct 3 | 774 | 727 | 348 | 344 | 28 | 35 | 17 | 32 | 24 | 20 | 7 | |
| Gaines Charter Township, Precinct 1 | 948 | 932 | 259 | 250 | 29 | 30 | 20 | 29 | 16 | 11 | 5 | |
| Gaines Charter Township, Precinct 2 | 558 | 514 | 333 | 308 | 20 | 20 | 7 | 14 | 12 | 6 | 0 | |
| Gaines Charter Township, Precinct 3 | 701 | 681 | 314 | 305 | 31 | 26 | 15 | 23 | 15 | 18 | 8 | |
| Gaines Charter Township, Precinct 4 | 451 | 408 | 469 | 439 | 29 | 34 | 20 | 43 | 23 | 12 | 8 | |
| Gaines Charter Township, Precinct 5 | 317 | 278 | 432 | 405 | 24 | 24 | 19 | 22 | 18 | 11 | 10 | |
| Gaines Charter Township, Precinct 6 | 808 | 792 | 331 | 307 | 30 | 28 | 16 | 32 | 13 | 12 | 4 | |
| Gaines Charter Township, Precinct 7 | 1,052 | 1,013 | 464 | 426 | 44 | 34 | 10 | 23 | 28 | 20 | 5 | |
| Gaines Charter Township, Precinct 8 | 731 | 733 | 400 | 348 | 33 | 32 | 19 | 29 | 15 | 16 | 14 | |
| Gaines Charter Township, Precinct 9 | 481 | 483 | 462 | 410 | 17 | 17 | 7 | 20 | 13 | 13 | 2 | |
| Grand Rapids Charter Township, Precinct 1 | 596 | 536 | 314 | 300 | 26 | 22 | 8 | 6 | 20 | 9 | 2 | |
| Grand Rapids Charter Township, Precinct 2 | 335 | 313 | 262 | 248 | 18 | 17 | 1 | 8 | 9 | 8 | 2 | |
| Grand Rapids Charter Township, Precinct 3 | 648 | 598 | 514 | 501 | 27 | 22 | 10 | 21 | 15 | 12 | 4 | |
| Grand Rapids Charter Township, Precinct 4 | 575 | 514 | 484 | 466 | 27 | 23 | 9 | 13 | 25 | 21 | 10 | |
| Grand Rapids Charter Township, Precinct 5 | 601 | 552 | 515 | 477 | 28 | 27 | 13 | 20 | 28 | 13 | 6 | |
| Grand Rapids Charter Township, Precinct 6 | 562 | 523 | 468 | 434 | 27 | 29 | 13 | 27 | 21 | 21 | 8 | |
| Grand Rapids Charter Township, Precinct 7 | 277 | 270 | 226 | 207 | 11 | 7 | 10 | 14 | 14 | 11 | 5 | |
| Grand Rapids Charter Township, Precinct 8 | 607 | 556 | 455 | 436 | 22 | 19 | 11 | 24 | 24 | 20 | 9 | |
| Grand Rapids Charter Township, Precinct 9 | 485 | 459 | 246 | 245 | 22 | 21 | 10 | 15 | 6 | 5 | 2 | |
| Grattan Township, Precinct 1 | 536 | 522 | 224 | 224 | 24 | 23 | 14 | 28 | 14 | 14 | 1 | |
| Grattan Township, Precinct 2 | 521 | 507 | 350 | 336 | 25 | 23 | 14 | 27 | 26 | 20 | 4 | |
| Lowell Charter Township, Precinct 1 | 819 | 779 | 471 | 448 | 40 | 34 | 26 | 41 | 28 | 18 | 5 | |
| Lowell Charter Township, Precinct 2 | 592 | 542 | 448 | 407 | 47 | 49 | 22 | 44 | 31 | 15 | 7 | |
| Nelson Township, Precinct 1 | 553 | 512 | 290 | 261 | 15 | 17 | 30 | 32 | 25 | 14 | 10 | |
| Nelson Township, Precinct 2 | 516 | 492 | 224 | 206 | 18 | 21 | 19 | 27 | 12 | 9 | 2 | |
| Oakfield Township, Precinct 1 | 463 | 430 | 294 | 273 | 33 | 27 | 13 | 24 | 14 | 13 | 11 | |
| Oakfield Township, Precinct 2 | 554 | 505 | 302 | 276 | 13 | 17 | 31 | 44 | 17 | 19 | 6 | |
| Oakfield Township, Precinct 3 | 391 | 364 | 232 | 211 | 15 | 17 | 13 | 24 | 11 | 13 | 4 | |
| Plainfield Charter Township, Precinct 1 | 943 | 903 | 569 | 559 | 54 | 41 | 25 | 40 | 32 | 21 | 7 | |
| Plainfield Charter Township, Precinct 2 | 650 | 637 | 428 | 417 | 39 | 35 | 13 | 39 | 24 | 19 | 10 | |
| Plainfield Charter Township, Precinct 3 | 464 | 430 | 457 | 411 | 41 | 44 | 21 | 46 | 35 | 27 | 7 | |
| Plainfield Charter Township, Precinct 4 | 623 | 561 | 513 | 485 | 44 | 45 | 15 | 26 | 29 | 26 | 2 | |
| Plainfield Charter Township, Precinct 5 | 563 | 517 | 510 | 498 | 44 | 45 | 26 | 30 | 26 | 13 | 14 | |
| Plainfield Charter Township, Precinct 6 | 1,020 | 963 | 584 | 557 | 48 | 59 | 42 | 44 | 36 | 26 | 6 | |
| Plainfield Charter Township, Precinct 7 | 1,036 | 977 | 609 | 588 | 42 | 27 | 12 | 26 | 21 | 12 | 8 | |
| Plainfield Charter Township, Precinct 8 | 809 | 739 | 690 | 675 | 43 | 45 | 29 | 52 | 37 | 33 | 9 | |
| Plainfield Charter Township, Precinct 9 | 739 | 726 | 533 | 487 | 40 | 28 | 30 | 40 | 23 | 25 | 6 | |
| Plainfield Charter Township, Precinct 10 | 655 | 619 | 395 | 369 | 33 | 25 | 14 | 36 | 25 | 18 | 3 | |
| Plainfield Charter Township, Precinct 11 | 610 | 594 | 405 | 394 | 42 | 45 | 17 | 31 | 25 | 13 | 5 | |
| Solon Township, Precinct 1 | 579 | 526 | 281 | 263 | 24 | 27 | 15 | 27 | 13 | 6 | 2 | |
| Solon Township, Precinct 2 | 835 | 798 | 389 | 364 | 50 | 49 | 28 | 60 | 31 | 22 | 8 | |
| Sparta Township, Precinct 1 | 691 | 618 | 500 | 491 | 52 | 55 | 40 | 63 | 38 | 34 | 15 | |
| Sparta Township, Precinct 2 | 487 | 443 | 209 | 212 | 18 | 22 | 14 | 32 | 17 | 19 | 2 | |
| Sparta Township, Precinct 3 | 558 | 522 | 286 | 265 | 27 | 27 | 22 | 40 | 16 | 19 | 10 | |
| Spencer Township, Precinct 1 | 922 | 889 | 445 | 410 | 34 | 34 | 27 | 57 | 31 | 31 | 14 | |
| Tyrone Township, Precinct 1 | 558 | 526 | 248 | 243 | 17 | 22 | 18 | 40 | 22 | 23 | 6 | |
| Tyrone Township, Precinct 2 | 443 | 406 | 194 | 193 | 11 | 9 | 14 | 30 | 8 | 12 | 6 | |
| Vergennes Township, Precinct 1 | 723 | 704 | 341 | 315 | 35 | 36 | 15 | 34 | 21 | 15 | 3 | |
| Vergennes Township, Precinct 2 | **596** | **551** | **321** | **307** | **26** | **28** | **11** | **27** | **18** | **19** | **11** | |
| Total | 115,788 | 108,002 | 107,411 | 102,008 | 5,580 | 6,251 | 3,395 | 6,245 | 5,150 | 3,811 | 1,436 | |

**MSU Trustee (Vote for 2)**

| Precinct | Dave Dutch - REP | Mike Miller - REP | Brianna T. Scott - DEM | Kelly Charron Tebay - DEM | Bruce Campbell - LIB | Tim Orzechowski - LIB | Janet M. Sange | John Paul Sange | Aaron Marias - | Bridgette R. Abrah | Write-in |
|---|---|---|---|---|---|---|---|---|---|---|---|
| Ada Township, Precinct 1 | 381 | 386 | 311 | 287 | 26 | 21 | 5 | 6 | 8 | 8 | 3 |
| Ada Township, Precinct 2 | 684 | 672 | 577 | 534 | 43 | 26 | 15 | 7 | 14 | 4 | 9 |
| Ada Township, Precinct 3 | 472 | 473 | 292 | 282 | 28 | 23 | 10 | 8 | 7 | 8 | 8 |
| Ada Township, Precinct 4 | 418 | 431 | 204 | 188 | 15 | 19 | 4 | 4 | 14 | 2 | 0 |
| Ada Township, Precinct 5 | 727 | 733 | 398 | 367 | 35 | 33 | 15 | 11 | 11 | 11 | 7 |
| Ada Township, Precinct 6 | 269 | 264 | 229 | 202 | 17 | 13 | 4 | 4 | 11 | 1 | 1 |
| Ada Township, Precinct 7 | 343 | 348 | 294 | 259 | 20 | 20 | 9 | 5 | 20 | 15 | 0 |
| Ada Township, Precinct 8 | 371 | 380 | 272 | 260 | 21 | 18 | 15 | 7 | 10 | 13 | 1 |
| Algoma Township, Precinct 1 | 421 | 400 | 201 | 187 | 25 | 19 | 24 | 21 | 9 | 12 | 3 |
| Algoma Township, Precinct 2 | 577 | 574 | 255 | 227 | 26 | 18 | 20 | 12 | 7 | 14 | 5 |
| Algoma Township, Precinct 3 | 593 | 560 | 277 | 244 | 28 | 20 | 20 | 15 | 14 | 16 | 8 |
| Algoma Township, Precinct 4 | 488 | 473 | 338 | 311 | 40 | 37 | 17 | 9 | 20 | 15 | 1 |
| Algoma Township, Precinct 5 | 693 | 666 | 427 | 401 | 32 | 25 | 25 | 18 | 12 | 10 | 0 |
| Alpine Township, Precinct 1 | 308 | 314 | 203 | 177 | 21 | 14 | 15 | 5 | 8 | 9 | 5 |
| Alpine Township, Precinct 2 | 288 | 295 | 351 | 315 | 33 | 22 | 19 | 10 | 8 | 8 | 5 |
| Alpine Township, Precinct 3 | 584 | 592 | 571 | 523 | 33 | 33 | 44 | 28 | 20 | 20 | 13 |
| Alpine Township, Precinct 4 | 505 | 508 | 386 | 344 | 23 | 24 | 22 | 11 | 13 | 14 | 3 |
| Alpine Township, Precinct 5 | 330 | 348 | 190 | 174 | 16 | 14 | 24 | 19 | 6 | 8 | 2 |
| Alpine Township, Precinct 6 | 118 | 130 | 382 | 328 | 24 | 16 | 15 | 9 | 19 | 13 | 4 |
| Bowne Township, Precinct 1 | 985 | 957 | 326 | 282 | 37 | 22 | 30 | 27 | 16 | 17 | 7 |

| | | | | | | | | | | | | |
|---|---|---|---|---|---|---|---|---|---|---|---|---|
| Byron Township, Precinct 1 | 1,088 | 1,090 | 296 | 263 | 47 | 36 | 25 | 20 | 18 | 22 | 11 | |
| Byron Township, Precinct 2 | 1,164 | 1,169 | 420 | 381 | 54 | 43 | 29 | 18 | 17 | 18 | 3 | |
| Byron Township, Precinct 3 | 419 | 415 | 422 | 346 | 32 | 13 | 27 | 21 | 22 | 22 | 11 | |
| Byron Township, Precinct 4 | 984 | 993 | 245 | 232 | 32 | 22 | 22 | 15 | 9 | 12 | 1 | |
| Byron Township, Precinct 5 | 1,133 | 1,129 | 262 | 243 | 44 | 33 | 16 | 7 | 6 | 14 | 5 | |
| Byron Township, Precinct 6 | 599 | 607 | 243 | 224 | 31 | 24 | 20 | 14 | 9 | 7 | 3 | |
| Byron Township, Precinct 7 | 788 | 787 | 379 | 330 | 36 | 34 | 23 | 11 | 10 | 9 | 1 | |
| Byron Township, Precinct 8 | 772 | 776 | 469 | 406 | 45 | 28 | 30 | 15 | 13 | 14 | 4 | |
| Caledonia Township, Precinct 1 | 355 | 363 | 228 | 222 | 25 | 20 | 10 | 9 | 11 | 8 | 1 | |
| Caledonia Township, Precinct 2 | 819 | 804 | 369 | 320 | 29 | 25 | 24 | 14 | 14 | 7 | 8 | |
| Caledonia Township, Precinct 3 | 812 | 805 | 369 | 328 | 55 | 48 | 36 | 21 | 21 | 17 | 3 | |
| Caledonia Township, Precinct 4 | 535 | 532 | 230 | 207 | 30 | 25 | 14 | 6 | 12 | 8 | 1 | |
| Caledonia Township, Precinct 5 | 868 | 889 | 393 | 355 | 35 | 30 | 26 | 16 | 12 | 9 | 2 | |
| Caledonia Township, Precinct 6 | 614 | 622 | 400 | 361 | 35 | 26 | 26 | 18 | 13 | 13 | 6 | |
| Cannon Township, Precinct 1 | 791 | 764 | 426 | 402 | 37 | 30 | 21 | 11 | 21 | 13 | 2 | |
| Cannon Township, Precinct 2 | 687 | 675 | 376 | 328 | 40 | 30 | 28 | 18 | 19 | 20 | 12 | |
| Cannon Township, Precinct 3 | 565 | 559 | 379 | 349 | 28 | 23 | 18 | 10 | 10 | 9 | 5 | |
| Cannon Township, Precinct 4 | 832 | 832 | 461 | 425 | 37 | 36 | 21 | 20 | 9 | 11 | 11 | |
| Cannon Township, Precinct 5 | 622 | 630 | 295 | 243 | 32 | 30 | 16 | 8 | 9 | 12 | 8 | |
| Cannon Township, Precinct 6 | 658 | 659 | 373 | 331 | 41 | 35 | 20 | 13 | 15 | 16 | 8 | |
| Cascade Charter Township, Precinct 1 | 577 | 577 | 314 | 274 | 19 | 11 | 14 | 8 | 7 | 6 | 0 | |
| Cascade Charter Township, Precinct 2 | 630 | 617 | 424 | 376 | 36 | 27 | 14 | 9 | 5 | 5 | 6 | |
| Cascade Charter Township, Precinct 3 | 405 | 413 | 303 | 289 | 14 | 11 | 11 | 9 | 10 | 10 | 4 | |
| Cascade Charter Township, Precinct 4 | 585 | 587 | 428 | 400 | 39 | 29 | 17 | 6 | 14 | 11 | 6 | |
| Cascade Charter Township, Precinct 5 | 914 | 892 | 523 | 482 | 39 | 29 | 24 | 13 | 18 | 13 | 1 | |
| Cascade Charter Township, Precinct 6 | 455 | 467 | 429 | 389 | 29 | 20 | 17 | 12 | 13 | 7 | 1 | |
| Cascade Charter Township, Precinct 7 | 364 | 375 | 265 | 251 | 20 | 12 | 13 | 7 | 10 | 8 | 3 | |
| Cascade Charter Township, Precinct 8 | 433 | 431 | 427 | 382 | 31 | 30 | 19 | 11 | 12 | 8 | 5 | |
| Cascade Charter Township, Precinct 9 | 516 | 524 | 372 | 346 | 29 | 21 | 12 | 1 | 10 | 8 | 1 | |
| Cascade Charter Township, Precinct 10 | 489 | 508 | 298 | 270 | 28 | 22 | 13 | 9 | 10 | 9 | 4 | |
| Cedar Springs, Precinct 1 | 475 | 465 | 327 | 284 | 44 | 23 | 39 | 20 | 15 | 19 | 4 | |
| East Grand Rapids, Ward 1, Precinct 1 | 379 | 362 | 581 | 568 | 19 | 13 | 7 | 1 | 14 | 8 | 2 | |
| East Grand Rapids, Ward 1, Precinct 2 | 406 | 421 | 534 | 516 | 27 | 19 | 13 | 8 | 13 | 15 | 1 | |
| East Grand Rapids, Ward 2, Precinct 3 | 369 | 369 | 551 | 527 | 18 | 9 | 9 | 9 | 14 | 8 | 5 | |
| East Grand Rapids, Ward 2, Precinct 4 | 300 | 324 | 546 | 517 | 30 | 19 | 12 | 6 | 25 | 8 | 5 | |
| East Grand Rapids, Ward 3, Precinct 5 | 319 | 337 | 574 | 545 | 21 | 16 | 9 | 3 | 14 | 9 | 2 | |
| East Grand Rapids, Ward 3, Precinct 6 | 295 | 308 | 620 | 601 | 22 | 13 | 3 | 3 | 14 | 5 | 5 | |
| Grand Rapids, Ward 1, Precinct 1 | 221 | 216 | 570 | 498 | 48 | 34 | 23 | 13 | 33 | 23 | 11 | |
| Grand Rapids, Ward 1, Precinct 2 | 77 | 80 | 294 | 272 | 21 | 15 | 17 | 13 | 13 | 14 | 5 | |
| Grand Rapids, Ward 1, Precinct 3 | 334 | 321 | 737 | 669 | 38 | 21 | 22 | 15 | 15 | 12 | 6 | |
| Grand Rapids, Ward 1, Precinct 4 | 201 | 206 | 707 | 644 | 28 | 21 | 19 | 7 | 16 | 11 | 6 | |
| Grand Rapids, Ward 1, Precinct 5 | 127 | 140 | 362 | 336 | 22 | 17 | 13 | 6 | 21 | 15 | 2 | |
| Grand Rapids, Ward 1, Precinct 6 | 493 | 518 | 623 | 561 | 32 | 36 | 26 | 15 | 27 | 24 | 7 | |
| Grand Rapids, Ward 1, Precinct 7 | 229 | 224 | 240 | 233 | 13 | 21 | 5 | 5 | 10 | 8 | 7 | |
| Grand Rapids, Ward 1, Precinct 8 | 247 | 258 | 448 | 417 | 34 | 35 | 18 | 14 | 15 | 10 | 5 | |
| Grand Rapids, Ward 1, Precinct 9 | 164 | 165 | 543 | 464 | 32 | 19 | 18 | 5 | 22 | 20 | 9 | |
| Grand Rapids, Ward 1, Precinct 10 | 291 | 304 | 518 | 474 | 29 | 23 | 15 | 10 | 22 | 13 | 6 | |
| Grand Rapids, Ward 1, Precinct 11 | 241 | 231 | 258 | 247 | 17 | 16 | 12 | 8 | 6 | 4 | 3 | |
| Grand Rapids, Ward 1, Precinct 12 | 116 | 124 | 420 | 384 | 28 | 25 | 22 | 11 | 23 | 10 | 5 | |
| Grand Rapids, Ward 1, Precinct 13 | 245 | 235 | 490 | 447 | 38 | 35 | 12 | 6 | 11 | 15 | 8 | |
| Grand Rapids, Ward 1, Precinct 14 | 335 | 326 | 608 | 545 | 51 | 41 | 24 | 14 | 23 | 19 | 6 | |
| Grand Rapids, Ward 1, Precinct 15 | 56 | 58 | 406 | 357 | 16 | 7 | 16 | 6 | 10 | 13 | 5 | |
| Grand Rapids, Ward 1, Precinct 16 | 75 | 78 | 438 | 370 | 15 | 9 | 11 | 11 | 12 | 18 | 5 | |
| Grand Rapids, Ward 1, Precinct 17 | 293 | 299 | 564 | 482 | 48 | 35 | 26 | 14 | 31 | 17 | 12 | |
| Grand Rapids, Ward 1, Precinct 18 | 29 | 37 | 313 | 265 | 12 | 4 | 11 | 4 | 3 | 11 | 9 | |
| Grand Rapids, Ward 1, Precinct 19 | 213 | 217 | 509 | 444 | 63 | 39 | 22 | 16 | 31 | 29 | 10 | |
| Grand Rapids, Ward 1, Precinct 20 | 646 | 627 | 608 | 561 | 45 | 34 | 22 | 18 | 27 | 25 | 12 | |
| Grand Rapids, Ward 1, Precinct 21 | 604 | 592 | 450 | 417 | 35 | 45 | 19 | 16 | 13 | 14 | 10 | |
| Grand Rapids, Ward 1, Precinct 22 | 21 | 24 | 155 | 136 | 3 | 6 | 8 | 4 | 5 | 7 | 0 | |
| Grand Rapids, Ward 1, Precinct 23 | 552 | 560 | 478 | 439 | 33 | 36 | 18 | 12 | 12 | 16 | 6 | |
| Grand Rapids, Ward 1, Precinct 24 | 24 | 28 | 318 | 273 | 19 | 8 | 15 | 8 | 6 | 18 | 2 | |
| Grand Rapids, Ward 2, Precinct 25 | 106 | 104 | 511 | 478 | 26 | 21 | 8 | 9 | 25 | 14 | 7 | |
| Grand Rapids, Ward 2, Precinct 26 | 262 | 251 | 518 | 481 | 30 | 24 | 19 | 13 | 24 | 17 | 8 | |
| Grand Rapids, Ward 2, Precinct 27 | 147 | 158 | 399 | 366 | 42 | 25 | 15 | 9 | 13 | 9 | 7 | |
| Grand Rapids, Ward 2, Precinct 28 | 247 | 249 | 646 | 595 | 48 | 41 | 28 | 17 | 30 | 15 | 4 | |
| Grand Rapids, Ward 2, Precinct 29 | 139 | 146 | 453 | 409 | 25 | 19 | 17 | 10 | 26 | 25 | 9 | |
| Grand Rapids, Ward 2, Precinct 30 | 265 | 261 | 724 | 682 | 33 | 27 | 14 | 7 | 29 | 14 | 4 | |
| Grand Rapids, Ward 2, Precinct 31 | 236 | 234 | 633 | 598 | 52 | 43 | 27 | 18 | 31 | 23 | 5 | |
| Grand Rapids, Ward 2, Precinct 32 | 142 | 136 | 446 | 397 | 32 | 20 | 9 | 7 | 15 | 7 | 4 | |
| Grand Rapids, Ward 2, Precinct 33 | 118 | 127 | 466 | 449 | 27 | 17 | 4 | 3 | 12 | 6 | 2 | |
| Grand Rapids, Ward 2, Precinct 34 | 292 | 300 | 685 | 615 | 30 | 22 | 15 | 15 | 14 | 18 | 8 | |
| Grand Rapids, Ward 2, Precinct 35 | 414 | 427 | 645 | 608 | 35 | 29 | 25 | 15 | 24 | 16 | 12 | |
| Grand Rapids, Ward 2, Precinct 36 | 160 | 149 | 254 | 235 | 24 | 14 | 16 | 16 | 9 | 11 | 5 | |
| Grand Rapids, Ward 2, Precinct 37 | 508 | 491 | 755 | 708 | 49 | 39 | 26 | 13 | 28 | 20 | 11 | |
| Grand Rapids, Ward 2, Precinct 38 | 291 | 281 | 792 | 731 | 53 | 38 | 21 | 15 | 35 | 21 | 17 | |
| Grand Rapids, Ward 2, Precinct 39 | 62 | 57 | 403 | 385 | 13 | 12 | 8 | 2 | 9 | 7 | 3 | |
| Grand Rapids, Ward 2, Precinct 40 | 148 | 146 | 812 | 778 | 44 | 22 | 18 | 3 | 33 | 17 | 13 | |
| Grand Rapids, Ward 2, Precinct 41 | 819 | 793 | 1,246 | 1,126 | 127 | 79 | 54 | 25 | 55 | 44 | 23 | |
| Grand Rapids, Ward 2, Precinct 42 | 368 | 369 | 664 | 621 | 38 | 42 | 14 | 12 | 30 | 15 | 3 | |
| Grand Rapids, Ward 2, Precinct 43 | 331 | 341 | 528 | 464 | 25 | 25 | 25 | 13 | 21 | 11 | 8 | |
| Grand Rapids, Ward 2, Precinct 44 | 442 | 438 | 556 | 515 | 34 | 25 | 24 | 10 | 24 | 18 | 6 | |

| | | | | | | | | | | | | |
|---|---|---|---|---|---|---|---|---|---|---|---|---|
| Grand Rapids, Ward 2, Precinct 45 | 577 | 570 | 634 | 555 | 32 | 27 | 27 | 16 | 16 | 15 | 5 | |
| Grand Rapids, Ward 2, Precinct 46 | 385 | 386 | 599 | 538 | 38 | 27 | 20 | 13 | 12 | 18 | 4 | |
| Grand Rapids, Ward 2, Precinct 47 | 405 | 385 | 629 | 577 | 25 | 16 | 16 | 8 | 19 | 11 | 2 | |
| Grand Rapids, Ward 2, Precinct 48 | 124 | 126 | 519 | 474 | 35 | 25 | 14 | 11 | 24 | 8 | 3 | |
| Grand Rapids, Ward 2, Precinct 49 | 159 | 138 | 719 | 665 | 42 | 27 | 17 | 5 | 24 | 16 | 9 | |
| Grand Rapids, Ward 2, Precinct 50 | 161 | 149 | 1,000 | 947 | 41 | 27 | 11 | 10 | 30 | 13 | 5 | |
| Grand Rapids, Ward 3, Precinct 51 | 206 | 199 | 497 | 412 | 24 | 17 | 23 | 12 | 12 | 13 | 11 | |
| Grand Rapids, Ward 3, Precinct 52 | 41 | 46 | 370 | 340 | 17 | 12 | 9 | 5 | 11 | 4 | 4 | |
| Grand Rapids, Ward 3, Precinct 53 | 737 | 739 | 660 | 594 | 35 | 29 | 17 | 14 | 18 | 15 | 6 | |
| Grand Rapids, Ward 3, Precinct 54 | 389 | 396 | 455 | 387 | 28 | 19 | 9 | 7 | 2 | 5 | 8 | |
| Grand Rapids, Ward 3, Precinct 55 | 484 | 460 | 713 | 642 | 23 | 18 | 12 | 10 | 25 | 9 | 6 | |
| Grand Rapids, Ward 3, Precinct 56 | 430 | 428 | 636 | 559 | 35 | 30 | 21 | 16 | 11 | 8 | 0 | |
| Grand Rapids, Ward 3, Precinct 57 | 211 | 208 | 437 | 378 | 21 | 12 | 12 | 5 | 4 | 11 | 2 | |
| Grand Rapids, Ward 3, Precinct 58 | 387 | 404 | 534 | 486 | 27 | 16 | 16 | 8 | 7 | 10 | 4 | |
| Grand Rapids, Ward 3, Precinct 59 | 413 | 429 | 878 | 803 | 47 | 25 | 15 | 12 | 20 | 11 | 5 | |
| Grand Rapids, Ward 3, Precinct 60 | 132 | 129 | 951 | 857 | 35 | 23 | 17 | 6 | 41 | 16 | 6 | |
| Grand Rapids, Ward 3, Precinct 61 | 89 | 94 | 360 | 321 | 17 | 14 | 5 | 2 | 17 | 6 | 1 | |
| Grand Rapids, Ward 3, Precinct 62 | 114 | 110 | 587 | 511 | 28 | 20 | 11 | 11 | 9 | 16 | 5 | |
| Grand Rapids, Ward 3, Precinct 63 | 86 | 86 | 637 | 538 | 24 | 6 | 15 | 12 | 13 | 16 | 3 | |
| Grand Rapids, Ward 3, Precinct 64 | 159 | 159 | 544 | 431 | 33 | 20 | 17 | 12 | 11 | 8 | 7 | |
| Grand Rapids, Ward 3, Precinct 65 | 216 | 216 | 571 | 488 | 20 | 12 | 20 | 14 | 9 | 9 | 1 | |
| Grand Rapids, Ward 3, Precinct 66 | 31 | 38 | 618 | 511 | 14 | 6 | 14 | 11 | 12 | 14 | 12 | |
| Grand Rapids, Ward 3, Precinct 67 | 51 | 51 | 797 | 694 | 19 | 6 | 13 | 7 | 6 | 9 | 3 | |
| Grand Rapids, Ward 3, Precinct 68 | 187 | 187 | 735 | 682 | 20 | 12 | 13 | 9 | 16 | 14 | 7 | |
| Grand Rapids, Ward 3, Precinct 69 | 385 | 403 | 397 | 361 | 19 | 11 | 11 | 9 | 12 | 7 | 3 | |
| Grand Rapids, Ward 3, Precinct 70 | 22 | 21 | 526 | 428 | 11 | 4 | 13 | 7 | 4 | 9 | 8 | |
| Grand Rapids, Ward 3, Precinct 71 | 132 | 126 | 635 | 561 | 26 | 17 | 8 | 6 | 13 | 6 | 11 | |
| Grand Rapids, Ward 3, Precinct 72 | 122 | 128 | 349 | 302 | 18 | 13 | 13 | 1 | 9 | 8 | 1 | |
| Grand Rapids, Ward 3, Precinct 73 | 215 | 206 | 402 | 363 | 16 | 8 | 8 | 3 | 5 | 7 | 1 | |
| Grand Rapids, Ward 3, Precinct 74 | 154 | 150 | 456 | 405 | 43 | 22 | 12 | 5 | 17 | 17 | 3 | |
| Grand Rapids, Ward 3, Precinct 75 | 69 | 67 | 392 | 358 | 17 | 14 | 21 | 3 | 11 | 9 | 3 | |
| Grand Rapids, Ward 3, Precinct 76 | 30 | 34 | 482 | 423 | 13 | 9 | 2 | 6 | 13 | 10 | 3 | |
| Grand Rapids, Ward 3, Precinct 77 | 234 | 226 | 508 | 462 | 23 | 13 | 8 | 6 | 12 | 8 | 2 | |
| Grandville, Precinct 1 | 449 | 443 | 331 | 303 | 37 | 26 | 21 | 16 | 14 | 11 | 9 | |
| Grandville, Precinct 2 | 542 | 511 | 413 | 371 | 57 | 29 | 20 | 10 | 19 | 6 | 12 | |
| Grandville, Precinct 3 | 672 | 650 | 408 | 358 | 51 | 40 | 28 | 13 | 17 | 15 | 6 | |
| Grandville, Precinct 4 | 744 | 720 | 470 | 411 | 32 | 32 | 29 | 20 | 13 | 9 | 8 | |
| Grandville, Precinct 5 | 788 | 747 | 451 | 402 | 29 | 23 | 23 | 12 | 11 | 14 | 13 | |
| Grandville, Precinct 6 | 608 | 603 | 338 | 310 | 27 | 23 | 23 | 16 | 13 | 14 | 7 | |
| Kentwood, Ward 1, Precinct 1 | 372 | 371 | 427 | 344 | 26 | 19 | 20 | 12 | 12 | 11 | 6 | |
| Kentwood, Ward 1, Precinct 2 | 614 | 588 | 770 | 683 | 56 | 41 | 35 | 20 | 27 | 23 | 12 | |
| Kentwood, Ward 1, Precinct 3 | 353 | 345 | 424 | 376 | 32 | 14 | 23 | 15 | 5 | 13 | 0 | |
| Kentwood, Ward 1, Precinct 4 | 179 | 189 | 293 | 256 | 21 | 17 | 24 | 22 | 10 | 7 | 3 | |
| Kentwood, Ward 1, Precinct 5 | 234 | 233 | 261 | 227 | 16 | 9 | 17 | 8 | 6 | 12 | 1 | |
| Kentwood, Ward 1, Precinct 6 | 388 | 381 | 452 | 405 | 24 | 24 | 20 | 19 | 16 | 16 | 3 | |
| Kentwood, Ward 1, Precinct 7 | 311 | 319 | 566 | 490 | 31 | 21 | 16 | 10 | 15 | 16 | 4 | |
| Kentwood, Ward 1, Precinct 8 | 641 | 638 | 677 | 573 | 49 | 23 | 25 | 10 | 18 | 25 | 2 | |
| Kentwood, Ward 1, Precinct 9 | 342 | 339 | 577 | 508 | 31 | 19 | 24 | 14 | 16 | 14 | 3 | |
| Kentwood, Ward 2, Precinct 10 | 496 | 514 | 637 | 562 | 29 | 18 | 22 | 15 | 16 | 14 | 3 | |
| Kentwood, Ward 2, Precinct 11 | 628 | 621 | 809 | 756 | 34 | 22 | 32 | 16 | 17 | 14 | 9 | |
| Kentwood, Ward 2, Precinct 12 | 275 | 269 | 496 | 436 | 28 | 17 | 15 | 11 | 7 | 7 | 6 | |
| Kentwood, Ward 2, Precinct 13 | 501 | 496 | 504 | 446 | 16 | 10 | 14 | 5 | 15 | 16 | 8 | |
| Kentwood, Ward 2, Precinct 14 | 187 | 189 | 204 | 177 | 17 | 8 | 15 | 11 | 14 | 4 | 0 | |
| Kentwood, Ward 2, Precinct 15 | 265 | 274 | 743 | 671 | 23 | 19 | 24 | 9 | 22 | 18 | 10 | |
| Kentwood, Ward 2, Precinct 16 | 733 | 716 | 762 | 694 | 45 | 33 | 29 | 16 | 27 | 11 | 9 | |
| Kentwood, Ward 2, Precinct 17 | 189 | 186 | 420 | 374 | 19 | 13 | 13 | 7 | 5 | 7 | 0 | |
| Kentwood, Ward 2, Precinct 18 | 252 | 251 | 529 | 455 | 28 | 19 | 18 | 16 | 20 | 18 | 7 | |
| Lowell, Precinct 1 | 346 | 343 | 375 | 346 | 38 | 23 | 33 | 17 | 19 | 20 | 13 | |
| Lowell, Precinct 2 | 305 | 309 | 237 | 215 | 30 | 23 | 12 | 8 | 14 | 14 | 0 | |
| Rockford, Precinct 1 | 455 | 457 | 464 | 441 | 29 | 23 | 32 | 16 | 6 | 11 | 6 | |
| Rockford, Precinct 2 | 694 | 657 | 627 | 576 | 42 | 34 | 27 | 19 | 27 | 23 | 12 | |
| Walker, Ward 1, Precinct 1 | 295 | 280 | 494 | 431 | 40 | 32 | 26 | 7 | 17 | 19 | 13 | |
| Walker, Ward 1, Precinct 2 | 495 | 495 | 433 | 387 | 37 | 30 | 25 | 18 | 9 | 23 | 2 | |
| Walker, Ward 1, Precinct 3 | 499 | 485 | 509 | 476 | 41 | 44 | 31 | 24 | 18 | 8 | 15 | |
| Walker, Ward 2, Precinct 4 | 718 | 706 | 483 | 429 | 42 | 42 | 32 | 18 | 17 | 16 | 4 | |
| Walker, Ward 2, Precinct 5 | 603 | 597 | 418 | 376 | 30 | 23 | 22 | 15 | 17 | 16 | 3 | |
| Walker, Ward 2, Precinct 6 | 505 | 518 | 387 | 360 | 40 | 28 | 26 | 17 | 12 | 13 | 4 | |
| Walker, Ward 3, Precinct 7 | 526 | 532 | 488 | 426 | 53 | 36 | 15 | 14 | 20 | 20 | 9 | |
| Walker, Ward 3, Precinct 8 | 657 | 655 | 353 | 317 | 30 | 23 | 23 | 11 | 14 | 7 | 1 | |
| Walker, Ward 3, Precinct 9 | 538 | 532 | 490 | 446 | 34 | 32 | 20 | 14 | 19 | 15 | 8 | |
| Wyoming, Ward 1, Precinct 1 | 279 | 277 | 421 | 375 | 28 | 15 | 33 | 10 | 10 | 25 | 8 | |
| Wyoming, Ward 1, Precinct 2 | 141 | 148 | 247 | 208 | 14 | 10 | 18 | 9 | 10 | 12 | 3 | |
| Wyoming, Ward 1, Precinct 3 | 253 | 257 | 446 | 374 | 28 | 23 | 22 | 14 | 18 | 19 | 4 | |
| Wyoming, Ward 1, Precinct 4 | 384 | 385 | 431 | 379 | 25 | 21 | 24 | 15 | 14 | 23 | 6 | |
| Wyoming, Ward 1, Precinct 5 | 306 | 312 | 480 | 419 | 23 | 24 | 32 | 18 | 17 | 18 | 6 | |
| Wyoming, Ward 1, Precinct 6 | 211 | 202 | 352 | 328 | 27 | 16 | 21 | 11 | 16 | 22 | 4 | |
| Wyoming, Ward 1, Precinct 7 | 521 | 526 | 404 | 360 | 32 | 23 | 15 | 5 | 13 | 11 | 4 | |
| Wyoming, Ward 1, Precinct 8 | 189 | 181 | 229 | 188 | 23 | 15 | 21 | 14 | 11 | 6 | 2 | |
| Wyoming, Ward 1, Precinct 9 | 311 | 296 | 492 | 420 | 33 | 22 | 31 | 12 | 26 | 31 | 3 | |
| Wyoming, Ward 2, Precinct 10 | 189 | 185 | 325 | 271 | 19 | 21 | 17 | 13 | 13 | 15 | 2 | |
| Wyoming, Ward 2, Precinct 11 | 124 | 114 | 297 | 261 | 21 | 10 | 16 | 21 | 17 | 15 | 4 | |

| | | | | | | | | | | | | |
|---|---|---|---|---|---|---|---|---|---|---|---|---|
| Wyoming, Ward 2, Precinct 12 | 145 | 148 | 254 | 206 | 21 | 9 | 15 | 7 | 9 | 12 | 2 | |
| Wyoming, Ward 2, Precinct 13 | 302 | 292 | 364 | 314 | 24 | 19 | 25 | 10 | 16 | 15 | 4 | |
| Wyoming, Ward 2, Precinct 14 | 274 | 284 | 238 | 203 | 28 | 14 | 15 | 7 | 12 | 13 | 3 | |
| Wyoming, Ward 2, Precinct 15 | 182 | 184 | 219 | 196 | 18 | 18 | 10 | 3 | 9 | 11 | 3 | |
| Wyoming, Ward 2, Precinct 16 | 305 | 304 | 280 | 253 | 32 | 21 | 13 | 5 | 14 | 10 | 4 | |
| Wyoming, Ward 2, Precinct 17 | 206 | 206 | 412 | 354 | 19 | 16 | 16 | 2 | 13 | 24 | 12 | |
| Wyoming, Ward 2, Precinct 18 | 225 | 208 | 271 | 248 | 21 | 19 | 9 | 11 | 11 | 18 | 5 | |
| Wyoming, Ward 2, Precinct 19 | 343 | 347 | 462 | 407 | 25 | 25 | 28 | 15 | 16 | 21 | 5 | |
| Wyoming, Ward 2, Precinct 20 | 311 | 315 | 433 | 383 | 41 | 25 | 32 | 18 | 16 | 14 | 9 | |
| Wyoming, Ward 3, Precinct 21 | 473 | 500 | 458 | 434 | 37 | 32 | 30 | 17 | 17 | 18 | 5 | |
| Wyoming, Ward 3, Precinct 22 | 304 | 297 | 315 | 268 | 19 | 8 | 18 | 12 | 9 | 15 | 1 | |
| Wyoming, Ward 3, Precinct 23 | 336 | 335 | 485 | 425 | 39 | 32 | 25 | 11 | 25 | 21 | 8 | |
| Wyoming, Ward 3, Precinct 24 | 454 | 457 | 453 | 414 | 50 | 35 | 31 | 19 | 13 | 20 | 5 | |
| Wyoming, Ward 3, Precinct 25 | 582 | 589 | 347 | 317 | 36 | 33 | 16 | 12 | 13 | 11 | 2 | |
| Wyoming, Ward 3, Precinct 26 | 324 | 322 | 309 | 277 | 25 | 20 | 12 | 4 | 7 | 2 | 6 | |
| Wyoming, Ward 3, Precinct 27 | 329 | 329 | 282 | 236 | 19 | 17 | 14 | 6 | 5 | 7 | 1 | |
| Wyoming, Ward 3, Precinct 28 | 649 | 644 | 422 | 376 | 33 | 32 | 32 | 20 | 14 | 11 | 9 | |
| Wyoming, Ward 3, Precinct 29 | 548 | 523 | 361 | 316 | 24 | 17 | 16 | 10 | 9 | 6 | 3 | |
| Wyoming, Ward 3, Precinct 30 | 744 | 722 | 388 | 360 | 39 | 22 | 17 | 5 | 8 | 13 | 13 | |
| Courtland Township, Precinct 1 | 707 | 667 | 421 | 391 | 43 | 30 | 30 | 20 | 14 | 11 | 6 | |
| Courtland Township, Precinct 2 | 792 | 770 | 374 | 345 | 38 | 31 | 36 | 21 | 21 | 18 | 8 | |
| Courtland Township, Precinct 3 | 738 | 757 | 368 | 342 | 31 | 28 | 27 | 15 | 26 | 19 | 8 | |
| Gaines Charter Township, Precinct 1 | 943 | 927 | 270 | 264 | 34 | 25 | 27 | 18 | 17 | 11 | 5 | |
| Gaines Charter Township, Precinct 2 | 533 | 534 | 354 | 305 | 31 | 18 | 12 | 5 | 5 | 5 | 2 | |
| Gaines Charter Township, Precinct 3 | 686 | 683 | 327 | 296 | 42 | 27 | 24 | 20 | 10 | 12 | 8 | |
| Gaines Charter Township, Precinct 4 | 412 | 424 | 491 | 434 | 48 | 18 | 41 | 25 | 14 | 21 | 9 | |
| Gaines Charter Township, Precinct 5 | 294 | 279 | 446 | 397 | 30 | 28 | 21 | 15 | 13 | 15 | 9 | |
| Gaines Charter Township, Precinct 6 | 796 | 794 | 347 | 318 | 35 | 24 | 17 | 13 | 10 | 13 | 6 | |
| Gaines Charter Township, Precinct 7 | 1,026 | 1,024 | 476 | 430 | 54 | 26 | 26 | 11 | 19 | 15 | 2 | |
| Gaines Charter Township, Precinct 8 | 739 | 719 | 407 | 350 | 34 | 31 | 32 | 23 | 15 | 12 | 13 | |
| Gaines Charter Township, Precinct 9 | 469 | 463 | 468 | 419 | 20 | 15 | 17 | 12 | 9 | 6 | 4 | |
| Grand Rapids Charter Township, Precinct 1 | 553 | 548 | 337 | 315 | 35 | 19 | 5 | 5 | 17 | 7 | 4 | |
| Grand Rapids Charter Township, Precinct 2 | 319 | 311 | 268 | 258 | 15 | 19 | 8 | 5 | 10 | 9 | 3 | |
| Grand Rapids Charter Township, Precinct 3 | 602 | 607 | 549 | 520 | 31 | 25 | 13 | 7 | 12 | 8 | 2 | |
| Grand Rapids Charter Township, Precinct 4 | 534 | 537 | 509 | 481 | 28 | 22 | 22 | 13 | 18 | 15 | 9 | |
| Grand Rapids Charter Township, Precinct 5 | 538 | 566 | 556 | 508 | 35 | 32 | 11 | 10 | 23 | 12 | 8 | |
| Grand Rapids Charter Township, Precinct 6 | 549 | 544 | 475 | 445 | 39 | 29 | 17 | 9 | 18 | 8 | 6 | |
| Grand Rapids Charter Township, Precinct 7 | 266 | 274 | 230 | 220 | 17 | 11 | 10 | 6 | 12 | 6 | 4 | |
| Grand Rapids Charter Township, Precinct 8 | 565 | 589 | 496 | 432 | 31 | 20 | 16 | 8 | 18 | 19 | 8 | |
| Grand Rapids Charter Township, Precinct 9 | 459 | 465 | 257 | 241 | 29 | 19 | 12 | 5 | 2 | 7 | 4 | |
| Grattan Township, Precinct 1 | 530 | 513 | 257 | 219 | 32 | 23 | 24 | 22 | 10 | 10 | 2 | |
| Grattan Township, Precinct 2 | 517 | 504 | 351 | 341 | 33 | 23 | 20 | 14 | 17 | 16 | 4 | |
| Lowell Charter Township, Precinct 1 | 809 | 801 | 482 | 440 | 41 | 39 | 33 | 24 | 18 | 15 | 5 | |
| Lowell Charter Township, Precinct 2 | 562 | 563 | 448 | 410 | 68 | 44 | 36 | 20 | 23 | 23 | 6 | |
| Nelson Township, Precinct 1 | 533 | 539 | 302 | 246 | 27 | 15 | 30 | 20 | 13 | 20 | 6 | |
| Nelson Township, Precinct 2 | 507 | 493 | 235 | 206 | 23 | 19 | 25 | 13 | 16 | 6 | 3 | |
| Oakfield Township, Precinct 1 | 440 | 439 | 300 | 274 | 39 | 25 | 23 | 15 | 15 | 19 | 13 | |
| Oakfield Township, Precinct 2 | 520 | 541 | 301 | 271 | 27 | 18 | 31 | 20 | 15 | 22 | 7 | |
| Oakfield Township, Precinct 3 | 362 | 359 | 257 | 219 | 21 | 17 | 14 | 13 | 6 | 11 | 3 | |
| Plainfield Charter Township, Precinct 1 | 919 | 885 | 617 | 548 | 49 | 31 | 37 | 21 | 23 | 23 | 10 | |
| Plainfield Charter Township, Precinct 2 | 648 | 637 | 457 | 414 | 47 | 28 | 28 | 13 | 17 | 15 | 12 | |
| Plainfield Charter Township, Precinct 3 | 436 | 438 | 466 | 424 | 57 | 36 | 34 | 24 | 23 | 30 | 7 | |
| Plainfield Charter Township, Precinct 4 | 568 | 582 | 539 | 490 | 54 | 32 | 29 | 16 | 17 | 17 | 2 | |
| Plainfield Charter Township, Precinct 5 | 515 | 541 | 526 | 501 | 48 | 32 | 30 | 19 | 24 | 18 | 17 | |
| Plainfield Charter Township, Precinct 6 | 989 | 966 | 631 | 565 | 57 | 42 | 51 | 28 | 21 | 27 | 4 | |
| Plainfield Charter Township, Precinct 7 | 972 | 977 | 663 | 611 | 48 | 38 | 23 | 8 | 17 | 8 | 8 | |
| Plainfield Charter Township, Precinct 8 | 730 | 767 | 718 | 679 | 55 | 43 | 48 | 30 | 32 | 20 | 10 | |
| Plainfield Charter Township, Precinct 9 | 724 | 715 | 530 | 486 | 48 | 36 | 40 | 24 | 18 | 24 | 5 | |
| Plainfield Charter Township, Precinct 10 | 643 | 627 | 420 | 374 | 38 | 33 | 25 | 13 | 14 | 11 | 5 | |
| Plainfield Charter Township, Precinct 11 | 603 | 605 | 430 | 401 | 42 | 42 | 17 | 18 | 17 | 14 | 6 | |
| Solon Township, Precinct 1 | 534 | 527 | 278 | 275 | 39 | 28 | 28 | 21 | 9 | 12 | 2 | |
| Solon Township, Precinct 2 | 823 | 792 | 395 | 350 | 64 | 42 | 44 | 39 | 19 | 30 | 9 | |
| Sparta Township, Precinct 1 | 642 | 646 | 541 | 482 | 61 | 44 | 50 | 34 | 28 | 43 | 10 | |
| Sparta Township, Precinct 2 | 470 | 468 | 228 | 200 | 20 | 16 | 25 | 13 | 14 | 16 | 3 | |
| Sparta Township, Precinct 3 | 519 | 535 | 311 | 262 | 36 | 26 | 31 | 17 | 19 | 28 | 7 | |
| Spencer Township, Precinct 1 | 898 | 880 | 464 | 413 | 45 | 36 | 52 | 30 | 21 | 27 | 12 | |
| Tyrone Township, Precinct 1 | 544 | 541 | 255 | 230 | 20 | 17 | 36 | 16 | 13 | 23 | 8 | |
| Tyrone Township, Precinct 2 | 402 | 429 | 210 | 186 | 20 | 8 | 30 | 13 | 6 | 8 | 6 | |
| Vergennes Township, Precinct 1 | 718 | 705 | 351 | 333 | 39 | 30 | 30 | 20 | 9 | 10 | 4 | |
| Vergennes Township, Precinct 2 | **570** | **567** | **339** | **315** | **33** | **24** | **23** | **16** | **12** | **15** | **7** | |
| Total | 109,949 | 109,513 | 112,780 | 101,694 | 8,124 | 5,985 | 5,160 | 3,138 | 3,868 | 3,475 | 1,424 | |

| **Wayne State Gov. (Vote for 2)** | | | | | | | | | | | | |
|---|---|---|---|---|---|---|---|---|---|---|---|---|
| Precinct | Diane Dunaskiss - REP | David Nicholson - REP | Bryan C. Barnhill - DEM | Anil Kumar - DEM | Jon Elgas - LIB | John T. Hargenrader - LIB | Christine C. Schwa | Marc Joseph | Write-in | | | |
| Ada Township, Precinct 1 | 388 | 357 | 286 | 271 | 24 | 24 | 12 | 6 | 5 | | | |
| Ada Township, Precinct 2 | 693 | 618 | 515 | 477 | 49 | 32 | 26 | 11 | 10 | | | |
| Ada Township, Precinct 3 | 481 | 453 | 267 | 263 | 34 | 26 | 17 | 3 | 11 | | | |
| Ada Township, Precinct 4 | 436 | 398 | 186 | 183 | 13 | 12 | 9 | 6 | 0 | | | |

| | | | | | | | | | | | | |
|---|---|---|---|---|---|---|---|---|---|---|---|---|
| Ada Township, Precinct 5 | 740 | 703 | 352 | 339 | 41 | 29 | 26 | 8 | 7 | | | |
| Ada Township, Precinct 6 | 264 | 250 | 197 | 195 | 15 | 12 | 8 | 2 | 1 | | | |
| Ada Township, Precinct 7 | 355 | 334 | 265 | 246 | 29 | 18 | 17 | 4 | 0 | | | |
| Ada Township, Precinct 8 | 389 | 363 | 253 | 253 | 26 | 18 | 18 | 9 | 1 | | | |
| Algoma Township, Precinct 1 | 426 | 386 | 191 | 171 | 21 | 20 | 43 | 17 | 8 | | | |
| Algoma Township, Precinct 2 | 584 | 553 | 239 | 213 | 28 | 17 | 28 | 12 | 2 | | | |
| Algoma Township, Precinct 3 | 577 | 548 | 262 | 229 | 27 | 23 | 35 | 25 | 6 | | | |
| Algoma Township, Precinct 4 | 487 | 456 | 314 | 296 | 47 | 40 | 26 | 16 | 2 | | | |
| Algoma Township, Precinct 5 | 680 | 636 | 390 | 383 | 34 | 22 | 26 | 20 | 1 | | | |
| Alpine Township, Precinct 1 | 316 | 314 | 186 | 165 | 20 | 13 | 18 | 9 | 4 | | | |
| Alpine Township, Precinct 2 | 307 | 278 | 325 | 289 | 35 | 22 | 32 | 13 | 5 | | | |
| Alpine Township, Precinct 3 | 602 | 542 | 541 | 493 | 50 | 30 | 67 | 26 | 14 | | | |
| Alpine Township, Precinct 4 | 537 | 489 | 364 | 323 | 22 | 16 | 39 | 16 | 4 | | | |
| Alpine Township, Precinct 5 | 352 | 319 | 181 | 163 | 17 | 9 | 29 | 16 | 2 | | | |
| Alpine Township, Precinct 6 | 136 | 116 | 355 | 335 | 32 | 19 | 33 | 7 | 9 | | | |
| Bowne Township, Precinct 1 | 993 | 943 | 274 | 269 | 39 | 29 | 42 | 31 | 6 | | | |
| Byron Township, Precinct 1 | 1,110 | 1,030 | 292 | 241 | 42 | 42 | 44 | 30 | 13 | | | |
| Byron Township, Precinct 2 | 1,201 | 1,130 | 390 | 352 | 45 | 34 | 34 | 20 | 6 | | | |
| Byron Township, Precinct 3 | 444 | 403 | 394 | 360 | 31 | 22 | 52 | 24 | 11 | | | |
| Byron Township, Precinct 4 | 1,004 | 957 | 224 | 203 | 36 | 22 | 30 | 18 | 1 | | | |
| Byron Township, Precinct 5 | 1,154 | 1,061 | 254 | 217 | 41 | 35 | 32 | 12 | 4 | | | |
| Byron Township, Precinct 6 | 614 | 581 | 212 | 196 | 34 | 24 | 30 | 12 | 7 | | | |
| Byron Township, Precinct 7 | 811 | 767 | 343 | 296 | 49 | 24 | 38 | 14 | 5 | | | |
| Byron Township, Precinct 8 | 796 | 740 | 437 | 399 | 43 | 33 | 36 | 14 | 6 | | | |
| Caledonia Township, Precinct 1 | 359 | 344 | 209 | 206 | 23 | 23 | 17 | 7 | 2 | | | |
| Caledonia Township, Precinct 2 | 837 | 772 | 325 | 307 | 33 | 17 | 42 | 16 | 7 | | | |
| Caledonia Township, Precinct 3 | 844 | 798 | 333 | 306 | 47 | 52 | 51 | 28 | 4 | | | |
| Caledonia Township, Precinct 4 | 548 | 524 | 208 | 183 | 27 | 23 | 20 | 9 | 2 | | | |
| Caledonia Township, Precinct 5 | 898 | 839 | 358 | 321 | 33 | 28 | 39 | 22 | 3 | | | |
| Caledonia Township, Precinct 6 | 643 | 592 | 348 | 328 | 28 | 26 | 45 | 19 | 9 | | | |
| Cannon Township, Precinct 1 | 804 | 739 | 373 | 364 | 38 | 29 | 30 | 13 | 2 | | | |
| Cannon Township, Precinct 2 | 711 | 644 | 337 | 310 | 38 | 34 | 42 | 24 | 16 | | | |
| Cannon Township, Precinct 3 | 569 | 525 | 355 | 342 | 32 | 27 | 25 | 10 | 6 | | | |
| Cannon Township, Precinct 4 | 868 | 803 | 416 | 392 | 45 | 37 | 27 | 14 | 11 | | | |
| Cannon Township, Precinct 5 | 639 | 595 | 242 | 224 | 32 | 27 | 32 | 18 | 7 | | | |
| Cannon Township, Precinct 6 | 659 | 620 | 342 | 311 | 34 | 24 | 29 | 20 | 7 | | | |
| Cascade Charter Township, Precinct 1 | 586 | 550 | 267 | 274 | 21 | 13 | 20 | 6 | 1 | | | |
| Cascade Charter Township, Precinct 2 | 637 | 597 | 366 | 348 | 39 | 29 | 20 | 3 | 10 | | | |
| Cascade Charter Township, Precinct 3 | 424 | 378 | 267 | 264 | 21 | 16 | 20 | 10 | 6 | | | |
| Cascade Charter Township, Precinct 4 | 607 | 546 | 379 | 376 | 37 | 40 | 21 | 8 | 2 | | | |
| Cascade Charter Township, Precinct 5 | 916 | 859 | 477 | 450 | 49 | 33 | 29 | 12 | 4 | | | |
| Cascade Charter Township, Precinct 6 | 477 | 420 | 388 | 366 | 31 | 28 | 29 | 17 | 3 | | | |
| Cascade Charter Township, Precinct 7 | 379 | 358 | 246 | 237 | 16 | 12 | 17 | 8 | 2 | | | |
| Cascade Charter Township, Precinct 8 | 451 | 404 | 372 | 367 | 30 | 26 | 25 | 13 | 6 | | | |
| Cascade Charter Township, Precinct 9 | 539 | 479 | 335 | 322 | 33 | 29 | 20 | 4 | 5 | | | |
| Cascade Charter Township, Precinct 10 | 494 | 493 | 262 | 254 | 26 | 26 | 15 | 9 | 3 | | | |
| Cedar Springs, Precinct 1 | 479 | 456 | 323 | 254 | 38 | 27 | 46 | 25 | 6 | | | |
| East Grand Rapids, Ward 1, Precinct 1 | 385 | 359 | 530 | 544 | 21 | 18 | 13 | 2 | 4 | | | |
| East Grand Rapids, Ward 1, Precinct 2 | 420 | 400 | 487 | 481 | 25 | 25 | 22 | 9 | 1 | | | |
| East Grand Rapids, Ward 2, Precinct 3 | 372 | 344 | 506 | 512 | 13 | 11 | 12 | 6 | 4 | | | |
| East Grand Rapids, Ward 2, Precinct 4 | 326 | 288 | 503 | 510 | 26 | 21 | 21 | 7 | 8 | | | |
| East Grand Rapids, Ward 3, Precinct 5 | 341 | 313 | 510 | 529 | 19 | 15 | 18 | 5 | 6 | | | |
| East Grand Rapids, Ward 3, Precinct 6 | 311 | 285 | 560 | 570 | 19 | 16 | 11 | 8 | 12 | | | |
| Grand Rapids, Ward 1, Precinct 1 | 221 | 202 | 524 | 526 | 47 | 36 | 37 | 18 | 13 | | | |
| Grand Rapids, Ward 1, Precinct 2 | 93 | 73 | 282 | 272 | 26 | 15 | 26 | 12 | 5 | | | |
| Grand Rapids, Ward 1, Precinct 3 | 387 | 307 | 667 | 659 | 36 | 23 | 31 | 11 | 7 | | | |
| Grand Rapids, Ward 1, Precinct 4 | 222 | 190 | 651 | 639 | 27 | 23 | 29 | 11 | 7 | | | |
| Grand Rapids, Ward 1, Precinct 5 | 151 | 119 | 338 | 347 | 29 | 17 | 18 | 9 | 5 | | | |
| Grand Rapids, Ward 1, Precinct 6 | 553 | 505 | 579 | 543 | 28 | 23 | 48 | 33 | 9 | | | |
| Grand Rapids, Ward 1, Precinct 7 | 243 | 224 | 222 | 219 | 18 | 16 | 13 | 8 | 6 | | | |
| Grand Rapids, Ward 1, Precinct 8 | 279 | 246 | 420 | 398 | 35 | 28 | 24 | 16 | 5 | | | |
| Grand Rapids, Ward 1, Precinct 9 | 197 | 159 | 485 | 491 | 33 | 20 | 28 | 9 | 12 | | | |
| Grand Rapids, Ward 1, Precinct 10 | 312 | 271 | 511 | 455 | 30 | 28 | 30 | 12 | 6 | | | |
| Grand Rapids, Ward 1, Precinct 11 | 259 | 228 | 232 | 234 | 14 | 11 | 12 | 12 | 4 | | | |
| Grand Rapids, Ward 1, Precinct 12 | 132 | 111 | 380 | 379 | 30 | 22 | 35 | 22 | 8 | | | |
| Grand Rapids, Ward 1, Precinct 13 | 250 | 222 | 443 | 456 | 30 | 25 | 32 | 13 | 9 | | | |
| Grand Rapids, Ward 1, Precinct 14 | 348 | 309 | 558 | 557 | 54 | 36 | 43 | 20 | 5 | | | |
| Grand Rapids, Ward 1, Precinct 15 | 63 | 54 | 398 | 363 | 14 | 8 | 26 | 7 | 5 | | | |
| Grand Rapids, Ward 1, Precinct 16 | 79 | 72 | 427 | 383 | 15 | 16 | 30 | 9 | 7 | | | |
| Grand Rapids, Ward 1, Precinct 17 | 303 | 284 | 510 | 504 | 44 | 38 | 58 | 21 | 9 | | | |
| Grand Rapids, Ward 1, Precinct 18 | 36 | 34 | 280 | 271 | 9 | 10 | 21 | 9 | 9 | | | |
| Grand Rapids, Ward 1, Precinct 19 | 245 | 213 | 481 | 460 | 54 | 37 | 47 | 20 | 12 | | | |
| Grand Rapids, Ward 1, Precinct 20 | 686 | 615 | 563 | 526 | 37 | 32 | 41 | 26 | 17 | | | |
| Grand Rapids, Ward 1, Precinct 21 | 624 | 560 | 414 | 404 | 40 | 35 | 37 | 21 | 11 | | | |
| Grand Rapids, Ward 1, Precinct 22 | 26 | 22 | 151 | 137 | 6 | 2 | 14 | 6 | 1 | | | |
| Grand Rapids, Ward 1, Precinct 23 | 582 | 514 | 465 | 433 | 35 | 21 | 34 | 18 | 7 | | | |
| Grand Rapids, Ward 1, Precinct 24 | 34 | 23 | 313 | 285 | 13 | 6 | 27 | 10 | 2 | | | |
| Grand Rapids, Ward 2, Precinct 25 | 114 | 103 | 484 | 470 | 36 | 27 | 16 | 13 | 10 | | | |
| Grand Rapids, Ward 2, Precinct 26 | 270 | 239 | 498 | 485 | 30 | 21 | 32 | 17 | 9 | | | |
| Grand Rapids, Ward 2, Precinct 27 | 153 | 135 | 373 | 370 | 40 | 33 | 24 | 16 | 12 | | | |
| Grand Rapids, Ward 2, Precinct 28 | 278 | 239 | 597 | 599 | 50 | 39 | 36 | 17 | 6 | | | |

| | | | | | | | | | | | | |
|---|---|---|---|---|---|---|---|---|---|---|---|---|
| Grand Rapids, Ward 2, Precinct 29 | 143 | 137 | 416 | 433 | 29 | 24 | 34 | 10 | 11 | | | |
| Grand Rapids, Ward 2, Precinct 30 | 295 | 238 | 673 | 669 | 28 | 17 | 26 | 14 | 3 | | | |
| Grand Rapids, Ward 2, Precinct 31 | 268 | 214 | 592 | 581 | 52 | 41 | 54 | 23 | 8 | | | |
| Grand Rapids, Ward 2, Precinct 32 | 153 | 123 | 414 | 395 | 34 | 21 | 23 | 10 | 4 | | | |
| Grand Rapids, Ward 2, Precinct 33 | 131 | 112 | 438 | 445 | 24 | 18 | 13 | 1 | 6 | | | |
| Grand Rapids, Ward 2, Precinct 34 | 326 | 277 | 652 | 618 | 32 | 26 | 35 | 13 | 8 | | | |
| Grand Rapids, Ward 2, Precinct 35 | 445 | 399 | 608 | 603 | 36 | 26 | 41 | 15 | 15 | | | |
| Grand Rapids, Ward 2, Precinct 36 | 174 | 142 | 241 | 230 | 24 | 17 | 24 | 10 | 9 | | | |
| Grand Rapids, Ward 2, Precinct 37 | 533 | 474 | 718 | 685 | 46 | 37 | 32 | 22 | 17 | | | |
| Grand Rapids, Ward 2, Precinct 38 | 322 | 270 | 723 | 725 | 59 | 38 | 41 | 19 | 21 | | | |
| Grand Rapids, Ward 2, Precinct 39 | 68 | 52 | 379 | 392 | 16 | 8 | 14 | 4 | 3 | | | |
| Grand Rapids, Ward 2, Precinct 40 | 162 | 141 | 748 | 774 | 42 | 25 | 24 | 8 | 15 | | | |
| Grand Rapids, Ward 2, Precinct 41 | 831 | 771 | 1,163 | 1,140 | 104 | 85 | 87 | 34 | 26 | | | |
| Grand Rapids, Ward 2, Precinct 42 | 406 | 344 | 625 | 598 | 33 | 32 | 31 | 17 | 2 | | | |
| Grand Rapids, Ward 2, Precinct 43 | 363 | 324 | 490 | 440 | 33 | 25 | 33 | 17 | 8 | | | |
| Grand Rapids, Ward 2, Precinct 44 | 465 | 421 | 515 | 505 | 35 | 29 | 41 | 21 | 7 | | | |
| Grand Rapids, Ward 2, Precinct 45 | 611 | 542 | 570 | 541 | 38 | 29 | 33 | 13 | 4 | | | |
| Grand Rapids, Ward 2, Precinct 46 | 397 | 369 | 562 | 521 | 39 | 32 | 42 | 19 | 8 | | | |
| Grand Rapids, Ward 2, Precinct 47 | 429 | 364 | 560 | 572 | 19 | 25 | 26 | 10 | 2 | | | |
| Grand Rapids, Ward 2, Precinct 48 | 132 | 113 | 486 | 487 | 35 | 23 | 29 | 10 | 3 | | | |
| Grand Rapids, Ward 2, Precinct 49 | 175 | 144 | 657 | 677 | 36 | 28 | 24 | 9 | 12 | | | |
| Grand Rapids, Ward 2, Precinct 50 | 183 | 138 | 915 | 930 | 49 | 34 | 28 | 11 | 6 | | | |
| Grand Rapids, Ward 3, Precinct 51 | 224 | 191 | 468 | 424 | 30 | 17 | 28 | 9 | 8 | | | |
| Grand Rapids, Ward 3, Precinct 52 | 54 | 38 | 338 | 342 | 19 | 8 | 20 | 4 | 4 | | | |
| Grand Rapids, Ward 3, Precinct 53 | 771 | 699 | 597 | 570 | 36 | 26 | 36 | 16 | 7 | | | |
| Grand Rapids, Ward 3, Precinct 54 | 414 | 358 | 418 | 395 | 25 | 16 | 15 | 6 | 6 | | | |
| Grand Rapids, Ward 3, Precinct 55 | 509 | 442 | 636 | 646 | 36 | 26 | 19 | 8 | 6 | | | |
| Grand Rapids, Ward 3, Precinct 56 | 449 | 417 | 565 | 545 | 39 | 28 | 28 | 13 | 0 | | | |
| Grand Rapids, Ward 3, Precinct 57 | 219 | 204 | 409 | 388 | 15 | 14 | 19 | 6 | 3 | | | |
| Grand Rapids, Ward 3, Precinct 58 | 414 | 372 | 497 | 472 | 24 | 15 | 24 | 8 | 10 | | | |
| Grand Rapids, Ward 3, Precinct 59 | 447 | 399 | 802 | 808 | 40 | 36 | 32 | 10 | 6 | | | |
| Grand Rapids, Ward 3, Precinct 60 | 156 | 135 | 882 | 852 | 36 | 19 | 30 | 12 | 7 | | | |
| Grand Rapids, Ward 3, Precinct 61 | 109 | 89 | 328 | 315 | 14 | 15 | 9 | 2 | 3 | | | |
| Grand Rapids, Ward 3, Precinct 62 | 120 | 113 | 560 | 530 | 23 | 15 | 16 | 10 | 5 | | | |
| Grand Rapids, Ward 3, Precinct 63 | 93 | 76 | 603 | 563 | 17 | 18 | 27 | 8 | 3 | | | |
| Grand Rapids, Ward 3, Precinct 64 | 173 | 147 | 504 | 471 | 26 | 15 | 29 | 14 | 12 | | | |
| Grand Rapids, Ward 3, Precinct 65 | 237 | 212 | 531 | 497 | 19 | 7 | 36 | 7 | 2 | | | |
| Grand Rapids, Ward 3, Precinct 66 | 36 | 35 | 593 | 549 | 17 | 7 | 23 | 14 | 14 | | | |
| Grand Rapids, Ward 3, Precinct 67 | 55 | 47 | 777 | 693 | 13 | 7 | 18 | 9 | 3 | | | |
| Grand Rapids, Ward 3, Precinct 68 | 202 | 185 | 684 | 671 | 23 | 16 | 18 | 8 | 9 | | | |
| Grand Rapids, Ward 3, Precinct 69 | 410 | 369 | 358 | 358 | 18 | 17 | 16 | 7 | 1 | | | |
| Grand Rapids, Ward 3, Precinct 70 | 26 | 25 | 486 | 460 | 10 | 8 | 23 | 5 | 7 | | | |
| Grand Rapids, Ward 3, Precinct 71 | 144 | 116 | 584 | 573 | 25 | 17 | 13 | 4 | 15 | | | |
| Grand Rapids, Ward 3, Precinct 72 | 131 | 125 | 311 | 314 | 14 | 10 | 24 | 5 | 0 | | | |
| Grand Rapids, Ward 3, Precinct 73 | 222 | 195 | 355 | 343 | 19 | 12 | 15 | 8 | 3 | | | |
| Grand Rapids, Ward 3, Precinct 74 | 176 | 150 | 429 | 399 | 32 | 26 | 26 | 8 | 5 | | | |
| Grand Rapids, Ward 3, Precinct 75 | 71 | 70 | 367 | 356 | 25 | 9 | 25 | 6 | 3 | | | |
| Grand Rapids, Ward 3, Precinct 76 | 28 | 34 | 463 | 446 | 15 | 5 | 13 | 6 | 4 | | | |
| Grand Rapids, Ward 3, Precinct 77 | 245 | 214 | 464 | 471 | 21 | 18 | 13 | 5 | 3 | | | |
| Grandville, Precinct 1 | 462 | 417 | 314 | 287 | 37 | 22 | 38 | 17 | 10 | | | |
| Grandville, Precinct 2 | 561 | 497 | 390 | 356 | 46 | 33 | 31 | 8 | 13 | | | |
| Grandville, Precinct 3 | 707 | 629 | 374 | 342 | 47 | 36 | 41 | 21 | 11 | | | |
| Grandville, Precinct 4 | 761 | 697 | 423 | 375 | 34 | 29 | 34 | 20 | 9 | | | |
| Grandville, Precinct 5 | 791 | 732 | 412 | 376 | 30 | 21 | 33 | 23 | 14 | | | |
| Grandville, Precinct 6 | 635 | 579 | 301 | 282 | 29 | 21 | 32 | 20 | 7 | | | |
| Kentwood, Ward 1, Precinct 1 | 385 | 347 | 392 | 370 | 21 | 23 | 27 | 14 | 8 | | | |
| Kentwood, Ward 1, Precinct 2 | 627 | 588 | 727 | 675 | 55 | 49 | 47 | 26 | 16 | | | |
| Kentwood, Ward 1, Precinct 3 | 385 | 351 | 396 | 358 | 20 | 11 | 33 | 18 | 2 | | | |
| Kentwood, Ward 1, Precinct 4 | 201 | 176 | 275 | 258 | 17 | 16 | 32 | 17 | 1 | | | |
| Kentwood, Ward 1, Precinct 5 | 249 | 217 | 247 | 226 | 19 | 11 | 27 | 11 | 2 | | | |
| Kentwood, Ward 1, Precinct 6 | 400 | 370 | 414 | 402 | 24 | 22 | 50 | 29 | 3 | | | |
| Kentwood, Ward 1, Precinct 7 | 334 | 302 | 514 | 486 | 39 | 24 | 35 | 8 | 6 | | | |
| Kentwood, Ward 1, Precinct 8 | 654 | 606 | 614 | 580 | 34 | 33 | 41 | 21 | 5 | | | |
| Kentwood, Ward 1, Precinct 9 | 364 | 334 | 549 | 508 | 30 | 15 | 30 | 18 | 5 | | | |
| Kentwood, Ward 2, Precinct 10 | 526 | 471 | 590 | 545 | 35 | 21 | 36 | 10 | 5 | | | |
| Kentwood, Ward 2, Precinct 11 | 664 | 595 | 744 | 715 | 39 | 27 | 48 | 17 | 8 | | | |
| Kentwood, Ward 2, Precinct 12 | 284 | 252 | 467 | 441 | 29 | 18 | 23 | 9 | 2 | | | |
| Kentwood, Ward 2, Precinct 13 | 509 | 490 | 476 | 439 | 11 | 11 | 22 | 10 | 7 | | | |
| Kentwood, Ward 2, Precinct 14 | 201 | 185 | 186 | 185 | 18 | 13 | 15 | 10 | 0 | | | |
| Kentwood, Ward 2, Precinct 15 | 295 | 251 | 700 | 667 | 18 | 19 | 37 | 14 | 12 | | | |
| Kentwood, Ward 2, Precinct 16 | 752 | 702 | 702 | 680 | 45 | 28 | 33 | 16 | 8 | | | |
| Kentwood, Ward 2, Precinct 17 | 200 | 177 | 415 | 362 | 16 | 13 | 17 | 6 | 0 | | | |
| Kentwood, Ward 2, Precinct 18 | 273 | 232 | 494 | 464 | 39 | 23 | 37 | 14 | 5 | | | |
| Lowell, Precinct 1 | 355 | 329 | 350 | 324 | 45 | 24 | 44 | 10 | 16 | | | |
| Lowell, Precinct 2 | 311 | 296 | 230 | 201 | 26 | 20 | 29 | 13 | 3 | | | |
| Rockford, Precinct 1 | 483 | 446 | 428 | 406 | 28 | 27 | 35 | 16 | 7 | | | |
| Rockford, Precinct 2 | 697 | 637 | 569 | 547 | 50 | 40 | 46 | 23 | 10 | | | |
| Walker, Ward 1, Precinct 1 | 303 | 275 | 443 | 432 | 42 | 30 | 41 | 18 | 15 | | | |
| Walker, Ward 1, Precinct 2 | 524 | 479 | 399 | 366 | 32 | 30 | 35 | 18 | 3 | | | |
| Walker, Ward 1, Precinct 3 | 508 | 462 | 488 | 455 | 49 | 37 | 39 | 23 | 19 | | | |
| Walker, Ward 2, Precinct 4 | 728 | 677 | 439 | 397 | 45 | 34 | 45 | 23 | 5 | | | |

| | | | | | | | | | | | | |
|---|---|---|---|---|---|---|---|---|---|---|---|---|
| Walker, Ward 2, Precinct 5 | 612 | 571 | 383 | 368 | 35 | 28 | 41 | 12 | 6 | | | |
| Walker, Ward 2, Precinct 6 | 522 | 498 | 368 | 337 | 32 | 24 | 49 | 25 | 7 | | | |
| Walker, Ward 3, Precinct 7 | 531 | 537 | 448 | 418 | 45 | 35 | 36 | 18 | 10 | | | |
| Walker, Ward 3, Precinct 8 | 669 | 644 | 300 | 284 | 31 | 28 | 34 | 17 | 2 | | | |
| Walker, Ward 3, Precinct 9 | 551 | 523 | 437 | 431 | 36 | 29 | 41 | 19 | 9 | | | |
| Wyoming, Ward 1, Precinct 1 | 300 | 267 | 386 | 369 | 23 | 19 | 40 | 19 | 11 | | | |
| Wyoming, Ward 1, Precinct 2 | 149 | 138 | 236 | 223 | 10 | 11 | 21 | 13 | 4 | | | |
| Wyoming, Ward 1, Precinct 3 | 278 | 251 | 422 | 371 | 33 | 16 | 34 | 21 | 3 | | | |
| Wyoming, Ward 1, Precinct 4 | 387 | 372 | 398 | 368 | 34 | 26 | 40 | 24 | 8 | | | |
| Wyoming, Ward 1, Precinct 5 | 348 | 289 | 443 | 393 | 23 | 16 | 51 | 26 | 4 | | | |
| Wyoming, Ward 1, Precinct 6 | 229 | 195 | 343 | 312 | 27 | 16 | 37 | 18 | 9 | | | |
| Wyoming, Ward 1, Precinct 7 | 532 | 494 | 377 | 338 | 34 | 26 | 28 | 7 | 5 | | | |
| Wyoming, Ward 1, Precinct 8 | 198 | 174 | 214 | 184 | 24 | 20 | 21 | 13 | 4 | | | |
| Wyoming, Ward 1, Precinct 9 | 329 | 294 | 460 | 420 | 29 | 29 | 57 | 24 | 5 | | | |
| Wyoming, Ward 2, Precinct 10 | 198 | 175 | 316 | 274 | 21 | 15 | 29 | 15 | 2 | | | |
| Wyoming, Ward 2, Precinct 11 | 127 | 115 | 287 | 273 | 20 | 14 | 27 | 14 | 8 | | | |
| Wyoming, Ward 2, Precinct 12 | 151 | 133 | 231 | 215 | 19 | 17 | 19 | 8 | 5 | | | |
| Wyoming, Ward 2, Precinct 13 | 314 | 282 | 342 | 313 | 30 | 16 | 39 | 19 | 2 | | | |
| Wyoming, Ward 2, Precinct 14 | 298 | 279 | 223 | 194 | 27 | 18 | 19 | 7 | 1 | | | |
| Wyoming, Ward 2, Precinct 15 | 194 | 172 | 215 | 189 | 21 | 15 | 19 | 11 | 4 | | | |
| Wyoming, Ward 2, Precinct 16 | 314 | 290 | 263 | 244 | 36 | 18 | 22 | 13 | 5 | | | |
| Wyoming, Ward 2, Precinct 17 | 218 | 206 | 403 | 358 | 23 | 15 | 23 | 11 | 11 | | | |
| Wyoming, Ward 2, Precinct 18 | 226 | 211 | 272 | 235 | 22 | 20 | 23 | 11 | 4 | | | |
| Wyoming, Ward 2, Precinct 19 | 358 | 324 | 429 | 401 | 34 | 24 | 41 | 29 | 10 | | | |
| Wyoming, Ward 2, Precinct 20 | 340 | 297 | 399 | 370 | 39 | 31 | 57 | 24 | 4 | | | |
| Wyoming, Ward 3, Precinct 21 | 514 | 474 | 432 | 403 | 37 | 26 | 45 | 18 | 7 | | | |
| Wyoming, Ward 3, Precinct 22 | 304 | 284 | 300 | 271 | 17 | 12 | 30 | 17 | 3 | | | |
| Wyoming, Ward 3, Precinct 23 | 348 | 316 | 450 | 441 | 42 | 29 | 42 | 14 | 10 | | | |
| Wyoming, Ward 3, Precinct 24 | 451 | 455 | 448 | 407 | 43 | 33 | 42 | 17 | 3 | | | |
| Wyoming, Ward 3, Precinct 25 | 587 | 571 | 325 | 294 | 38 | 23 | 23 | 18 | 3 | | | |
| Wyoming, Ward 3, Precinct 26 | 334 | 315 | 281 | 279 | 23 | 23 | 12 | 5 | 5 | | | |
| Wyoming, Ward 3, Precinct 27 | 351 | 319 | 255 | 235 | 18 | 13 | 17 | 5 | 3 | | | |
| Wyoming, Ward 3, Precinct 28 | 672 | 623 | 392 | 358 | 24 | 28 | 45 | 18 | 13 | | | |
| Wyoming, Ward 3, Precinct 29 | 554 | 508 | 326 | 317 | 19 | 17 | 31 | 12 | 3 | | | |
| Wyoming, Ward 3, Precinct 30 | 771 | 689 | 353 | 330 | 28 | 22 | 20 | 8 | 11 | | | |
| Courtland Township, Precinct 1 | 707 | 651 | 393 | 368 | 44 | 30 | 35 | 21 | 7 | | | |
| Courtland Township, Precinct 2 | 800 | 733 | 354 | 305 | 45 | 36 | 40 | 25 | 9 | | | |
| Courtland Township, Precinct 3 | 758 | 725 | 346 | 312 | 36 | 24 | 50 | 23 | 9 | | | |
| Gaines Charter Township, Precinct 1 | 956 | 900 | 249 | 237 | 35 | 23 | 36 | 14 | 6 | | | |
| Gaines Charter Township, Precinct 2 | 559 | 508 | 321 | 287 | 26 | 13 | 12 | 3 | 1 | | | |
| Gaines Charter Township, Precinct 3 | 694 | 644 | 326 | 281 | 36 | 29 | 28 | 19 | 11 | | | |
| Gaines Charter Township, Precinct 4 | 445 | 397 | 467 | 416 | 49 | 31 | 51 | 21 | 14 | | | |
| Gaines Charter Township, Precinct 5 | 315 | 271 | 426 | 384 | 32 | 22 | 26 | 14 | 9 | | | |
| Gaines Charter Township, Precinct 6 | 805 | 749 | 314 | 297 | 34 | 23 | 39 | 24 | 5 | | | |
| Gaines Charter Township, Precinct 7 | 1,063 | 985 | 451 | 396 | 44 | 32 | 38 | 18 | 4 | | | |
| Gaines Charter Township, Precinct 8 | 754 | 703 | 365 | 348 | 38 | 30 | 41 | 24 | 17 | | | |
| Gaines Charter Township, Precinct 9 | 485 | 455 | 442 | 399 | 19 | 17 | 32 | 12 | 1 | | | |
| Grand Rapids Charter Township, Precinct 1 | 560 | 521 | 300 | 301 | 28 | 22 | 18 | 8 | 5 | | | |
| Grand Rapids Charter Township, Precinct 2 | 323 | 296 | 245 | 242 | 20 | 14 | 13 | 5 | 0 | | | |
| Grand Rapids Charter Township, Precinct 3 | 629 | 577 | 499 | 487 | 31 | 24 | 21 | 8 | 5 | | | |
| Grand Rapids Charter Township, Precinct 4 | 573 | 511 | 452 | 448 | 29 | 20 | 34 | 11 | 14 | | | |
| Grand Rapids Charter Township, Precinct 5 | 574 | 520 | 493 | 485 | 34 | 30 | 24 | 14 | 7 | | | |
| Grand Rapids Charter Township, Precinct 6 | 554 | 512 | 433 | 434 | 32 | 29 | 28 | 18 | 10 | | | |
| Grand Rapids Charter Township, Precinct 7 | 277 | 258 | 215 | 209 | 17 | 8 | 20 | 10 | 5 | | | |
| Grand Rapids Charter Township, Precinct 8 | 605 | 548 | 443 | 438 | 27 | 20 | 30 | 9 | 11 | | | |
| Grand Rapids Charter Township, Precinct 9 | 460 | 438 | 242 | 229 | 31 | 19 | 17 | 9 | 6 | | | |
| Grattan Township, Precinct 1 | 530 | 495 | 229 | 208 | 34 | 28 | 33 | 21 | 0 | | | |
| Grattan Township, Precinct 2 | 516 | 493 | 343 | 317 | 31 | 21 | 34 | 22 | 6 | | | |
| Lowell Charter Township, Precinct 1 | 806 | 784 | 449 | 420 | 53 | 32 | 43 | 29 | 6 | | | |
| Lowell Charter Township, Precinct 2 | 568 | 542 | 430 | 395 | 52 | 43 | 59 | 27 | 9 | | | |
| Nelson Township, Precinct 1 | 529 | 511 | 291 | 237 | 29 | 23 | 45 | 20 | 8 | | | |
| Nelson Township, Precinct 2 | 500 | 481 | 217 | 198 | 24 | 10 | 36 | 18 | 7 | | | |
| Oakfield Township, Precinct 1 | 446 | 425 | 292 | 249 | 39 | 29 | 32 | 14 | 11 | | | |
| Oakfield Township, Precinct 2 | 558 | 506 | 291 | 242 | 22 | 16 | 59 | 28 | 6 | | | |
| Oakfield Township, Precinct 3 | 368 | 362 | 233 | 203 | 16 | 12 | 28 | 12 | 5 | | | |
| Plainfield Charter Township, Precinct 1 | 922 | 863 | 576 | 518 | 57 | 55 | 44 | 20 | 13 | | | |
| Plainfield Charter Township, Precinct 2 | 650 | 606 | 429 | 390 | 40 | 34 | 52 | 18 | 14 | | | |
| Plainfield Charter Township, Precinct 3 | 450 | 411 | 436 | 419 | 49 | 43 | 54 | 35 | 8 | | | |
| Plainfield Charter Township, Precinct 4 | 607 | 557 | 489 | 473 | 50 | 33 | 35 | 20 | 6 | | | |
| Plainfield Charter Township, Precinct 5 | 555 | 510 | 505 | 478 | 48 | 38 | 50 | 23 | 16 | | | |
| Plainfield Charter Township, Precinct 6 | 1,011 | 930 | 571 | 515 | 59 | 53 | 71 | 32 | 9 | | | |
| Plainfield Charter Township, Precinct 7 | 1,010 | 964 | 589 | 566 | 48 | 34 | 36 | 16 | 9 | | | |
| Plainfield Charter Township, Precinct 8 | 795 | 710 | 674 | 650 | 63 | 49 | 62 | 32 | 15 | | | |
| Plainfield Charter Township, Precinct 9 | 721 | 690 | 513 | 461 | 49 | 36 | 61 | 20 | 4 | | | |
| Plainfield Charter Township, Precinct 10 | 656 | 602 | 395 | 359 | 33 | 24 | 33 | 27 | 7 | | | |
| Plainfield Charter Township, Precinct 11 | 595 | 585 | 390 | 369 | 44 | 40 | 38 | 24 | 7 | | | |
| Solon Township, Precinct 1 | 546 | 507 | 278 | 249 | 38 | 29 | 40 | 16 | 4 | | | |
| Solon Township, Precinct 2 | 815 | 773 | 384 | 351 | 56 | 37 | 74 | 40 | 11 | | | |
| Sparta Township, Precinct 1 | 680 | 601 | 512 | 439 | 68 | 58 | 92 | 42 | 10 | | | |
| Sparta Township, Precinct 2 | 481 | 441 | 214 | 191 | 22 | 17 | 45 | 19 | 3 | | | |
| Sparta Township, Precinct 3 | 545 | 502 | 287 | 251 | 29 | 26 | 50 | 27 | 8 | | | |

| | | | | | | | | | | | | |
|---|---|---|---|---|---|---|---|---|---|---|---|---|
| Spencer Township, Precinct 1 | 913 | 851 | 444 | 390 | 53 | 33 | 62 | 27 | 14 | | | |
| Tyrone Township, Precinct 1 | 552 | 524 | 240 | 212 | 21 | 19 | 57 | 30 | 6 | | | |
| Tyrone Township, Precinct 2 | 420 | 418 | 189 | 173 | 20 | 8 | 29 | 15 | 8 | | | |
| Vergennes Township, Precinct 1 | 731 | 669 | 328 | 314 | 43 | 27 | 36 | 18 | 5 | | | |
| Vergennes Township, Precinct 2 | **584** | **531** | **315** | **299** | **34** | **22** | **35** | **16** | **8** | | | |
| Total | 114,031 | 104,717 | 104,441 | 98,912 | 8,089 | 6,072 | 8,110 | 3,781 | 1,715 | | | |
| | | | | | | | | | | | | |
| | | | | | | | | | | | | |
| | | | | | | | | | | | | |
| **Supreme Court (Vote for 2)** | | | | | | | | | | | | |
| Precinct | Samuel Bagenstos | Megan Kathleen Cavanagh | Elizabeth T. Clement | Doug Dern | Kerry Lee Morgan | Kurtis T. Wilder | Write-in | | | | | |
| Ada Township, Precinct 1 | 163 | 312 | 478 | 25 | 54 | 335 | 1 | | | | | |
| Ada Township, Precinct 2 | 199 | 570 | 856 | 46 | 85 | 595 | 11 | | | | | |
| Ada Township, Precinct 3 | 124 | 221 | 562 | 56 | 55 | 408 | 15 | | | | | |
| Ada Township, Precinct 4 | 103 | 196 | 413 | 50 | 50 | 385 | 3 | | | | | |
| Ada Township, Precinct 5 | 199 | 360 | 715 | 26 | 126 | 715 | 9 | | | | | |
| Ada Township, Precinct 6 | 95 | 196 | 309 | 9 | 21 | 289 | 4 | | | | | |
| Ada Township, Precinct 7 | 168 | 281 | 405 | 24 | 43 | 292 | 8 | | | | | |
| Ada Township, Precinct 8 | 128 | 306 | 424 | 32 | 45 | 307 | 5 | | | | | |
| Algoma Township, Precinct 1 | 59 | 188 | 482 | 52 | 63 | 376 | 6 | | | | | |
| Algoma Township, Precinct 2 | 87 | 257 | 531 | 79 | 82 | 496 | 6 | | | | | |
| Algoma Township, Precinct 3 | 107 | 260 | 536 | 39 | 134 | 575 | 10 | | | | | |
| Algoma Township, Precinct 4 | 145 | 328 | 524 | 30 | 55 | 498 | 2 | | | | | |
| Algoma Township, Precinct 5 | 180 | 447 | 741 | 53 | 72 | 562 | 5 | | | | | |
| Alpine Township, Precinct 1 | 70 | 244 | 350 | 30 | 47 | 254 | 7 | | | | | |
| Alpine Township, Precinct 2 | 109 | 244 | 476 | 82 | 76 | 303 | 5 | | | | | |
| Alpine Township, Precinct 3 | 173 | 492 | 746 | 92 | 168 | 647 | 16 | | | | | |
| Alpine Township, Precinct 4 | 132 | 347 | 521 | 33 | 139 | 562 | 11 | | | | | |
| Alpine Township, Precinct 5 | 85 | 205 | 351 | 30 | 33 | 352 | 9 | | | | | |
| Alpine Township, Precinct 6 | 134 | 269 | 287 | 23 | 86 | 157 | 13 | | | | | |
| Bowne Township, Precinct 1 | 107 | 507 | 975 | 70 | 82 | 812 | 8 | | | | | |
| Byron Township, Precinct 1 | 81 | 266 | 1,120 | 88 | 112 | 933 | 20 | | | | | |
| Byron Township, Precinct 2 | 150 | 382 | 1,121 | 137 | 171 | 1,097 | 11 | | | | | |
| Byron Township, Precinct 3 | 121 | 352 | 491 | 33 | 132 | 494 | 27 | | | | | |
| Byron Township, Precinct 4 | 156 | 279 | 834 | 37 | 77 | 963 | 3 | | | | | |
| Byron Township, Precinct 5 | 184 | 394 | 988 | 48 | 93 | 896 | 10 | | | | | |
| Byron Township, Precinct 6 | 75 | 348 | 626 | 40 | 73 | 488 | 1 | | | | | |
| Byron Township, Precinct 7 | 105 | 275 | 916 | 105 | 110 | 709 | 7 | | | | | |
| Byron Township, Precinct 8 | 166 | 416 | 794 | 105 | 152 | 727 | 5 | | | | | |
| Caledonia Township, Precinct 1 | 99 | 209 | 356 | 25 | 72 | 350 | 4 | | | | | |
| Caledonia Township, Precinct 2 | 189 | 400 | 761 | 29 | 49 | 824 | 4 | | | | | |
| Caledonia Township, Precinct 3 | 212 | 473 | 818 | 54 | 85 | 686 | 6 | | | | | |
| Caledonia Township, Precinct 4 | 85 | 288 | 553 | 28 | 57 | 432 | 4 | | | | | |
| Caledonia Township, Precinct 5 | 130 | 318 | 995 | 68 | 108 | 764 | 10 | | | | | |
| Caledonia Township, Precinct 6 | 113 | 347 | 682 | 85 | 137 | 628 | 8 | | | | | |
| Cannon Township, Precinct 1 | 174 | 396 | 729 | 34 | 160 | 719 | 2 | | | | | |
| Cannon Township, Precinct 2 | 176 | 365 | 709 | 33 | 67 | 737 | 12 | | | | | |
| Cannon Township, Precinct 3 | 204 | 405 | 591 | 31 | 64 | 475 | 14 | | | | | |
| Cannon Township, Precinct 4 | 158 | 533 | 950 | 63 | 87 | 705 | 12 | | | | | |
| Cannon Township, Precinct 5 | 86 | 233 | 731 | 55 | 103 | 582 | 11 | | | | | |
| Cannon Township, Precinct 6 | 153 | 306 | 686 | 105 | 121 | 656 | 7 | | | | | |
| Cascade Charter Township, Precinct 1 | 157 | 302 | 560 | 17 | 99 | 541 | 2 | | | | | |
| Cascade Charter Township, Precinct 2 | 201 | 359 | 680 | 19 | 48 | 637 | 6 | | | | | |
| Cascade Charter Township, Precinct 3 | 169 | 289 | 473 | 21 | 41 | 342 | 8 | | | | | |
| Cascade Charter Township, Precinct 4 | 196 | 471 | 716 | 39 | 56 | 481 | 5 | | | | | |
| Cascade Charter Township, Precinct 5 | 220 | 415 | 1,072 | 94 | 102 | 796 | 3 | | | | | |
| Cascade Charter Township, Precinct 6 | 163 | 350 | 556 | 63 | 99 | 475 | 6 | | | | | |
| Cascade Charter Township, Precinct 7 | 108 | 237 | 419 | 7 | 71 | 402 | 3 | | | | | |
| Cascade Charter Township, Precinct 8 | 196 | 349 | 547 | 27 | 44 | 458 | 7 | | | | | |
| Cascade Charter Township, Precinct 9 | 180 | 369 | 615 | 25 | 52 | 459 | 4 | | | | | |
| Cascade Charter Township, Precinct 10 | 112 | 354 | 549 | 41 | 56 | 405 | 6 | | | | | |
| Cedar Springs, Precinct 1 | 83 | 239 | 609 | 102 | 106 | 443 | 7 | | | | | |
| East Grand Rapids, Ward 1, Precinct 1 | 325 | 485 | 495 | 46 | 82 | 393 | 4 | | | | | |
| East Grand Rapids, Ward 1, Precinct 2 | 299 | 453 | 500 | 21 | 80 | 415 | 6 | | | | | |
| East Grand Rapids, Ward 2, Precinct 3 | 302 | 479 | 483 | 16 | 27 | 410 | 11 | | | | | |
| East Grand Rapids, Ward 2, Precinct 4 | 324 | 448 | 488 | 31 | 49 | 297 | 8 | | | | | |
| East Grand Rapids, Ward 3, Precinct 5 | 304 | 528 | 509 | 23 | 57 | 292 | 5 | | | | | |
| East Grand Rapids, Ward 3, Precinct 6 | 313 | 466 | 528 | 45 | 81 | 324 | 5 | | | | | |
| Grand Rapids, Ward 1, Precinct 1 | 198 | 395 | 420 | 80 | 122 | 322 | 23 | | | | | |
| Grand Rapids, Ward 1, Precinct 2 | 119 | 208 | 198 | 26 | 67 | 143 | 10 | | | | | |
| Grand Rapids, Ward 1, Precinct 3 | 363 | 586 | 566 | 25 | 87 | 469 | 11 | | | | | |
| Grand Rapids, Ward 1, Precinct 4 | 362 | 545 | 478 | 28 | 88 | 271 | 4 | | | | | |
| Grand Rapids, Ward 1, Precinct 5 | 135 | 307 | 308 | 36 | 66 | 161 | 14 | | | | | |
| Grand Rapids, Ward 1, Precinct 6 | 229 | 436 | 811 | 97 | 117 | 533 | 7 | | | | | |
| Grand Rapids, Ward 1, Precinct 7 | 98 | 187 | 250 | 46 | 59 | 238 | 9 | | | | | |
| Grand Rapids, Ward 1, Precinct 8 | 232 | 402 | 369 | 30 | 91 | 298 | 9 | | | | | |
| Grand Rapids, Ward 1, Precinct 9 | 210 | 362 | 373 | 30 | 80 | 259 | 14 | | | | | |
| Grand Rapids, Ward 1, Precinct 10 | 235 | 456 | 491 | 41 | 85 | 310 | 4 | | | | | |
| Grand Rapids, Ward 1, Precinct 11 | 91 | 238 | 321 | 34 | 52 | 238 | 6 | | | | | |

| | | | | | | | | | | | | |
|---|---|---|---|---|---|---|---|---|---|---|---|---|
| Grand Rapids, Ward 1, Precinct 12 | 145 | 269 | 301 | 42 | 69 | 177 | 17 | | | | | |
| Grand Rapids, Ward 1, Precinct 13 | 197 | 337 | 343 | 67 | 124 | 263 | 17 | | | | | |
| Grand Rapids, Ward 1, Precinct 14 | 235 | 499 | 523 | 29 | 164 | 442 | 11 | | | | | |
| Grand Rapids, Ward 1, Precinct 15 | 153 | 232 | 239 | 25 | 60 | 156 | 13 | | | | | |
| Grand Rapids, Ward 1, Precinct 16 | 135 | 259 | 291 | 32 | 91 | 152 | 4 | | | | | |
| Grand Rapids, Ward 1, Precinct 17 | 187 | 488 | 515 | 62 | 107 | 331 | 19 | | | | | |
| Grand Rapids, Ward 1, Precinct 18 | 83 | 147 | 185 | 18 | 82 | 96 | 19 | | | | | |
| Grand Rapids, Ward 1, Precinct 19 | 178 | 383 | 424 | 75 | 134 | 289 | 20 | | | | | |
| Grand Rapids, Ward 1, Precinct 20 | 250 | 514 | 739 | 40 | 175 | 731 | 19 | | | | | |
| Grand Rapids, Ward 1, Precinct 21 | 212 | 427 | 658 | 38 | 58 | 677 | 8 | | | | | |
| Grand Rapids, Ward 1, Precinct 22 | 39 | 81 | 113 | 13 | 26 | 56 | 6 | | | | | |
| Grand Rapids, Ward 1, Precinct 23 | 183 | 506 | 708 | 48 | 92 | 520 | 7 | | | | | |
| Grand Rapids, Ward 1, Precinct 24 | 75 | 137 | 194 | 25 | 89 | 107 | 9 | | | | | |
| Grand Rapids, Ward 2, Precinct 25 | 230 | 379 | 275 | 43 | 83 | 178 | 10 | | | | | |
| Grand Rapids, Ward 2, Precinct 26 | 207 | 381 | 425 | 33 | 125 | 356 | 8 | | | | | |
| Grand Rapids, Ward 2, Precinct 27 | 196 | 329 | 289 | 24 | 46 | 236 | 8 | | | | | |
| Grand Rapids, Ward 2, Precinct 28 | 301 | 538 | 501 | 34 | 84 | 301 | 16 | | | | | |
| Grand Rapids, Ward 2, Precinct 29 | 165 | 373 | 355 | 43 | 80 | 165 | 14 | | | | | |
| Grand Rapids, Ward 2, Precinct 30 | 401 | 546 | 555 | 49 | 89 | 314 | 4 | | | | | |
| Grand Rapids, Ward 2, Precinct 31 | 287 | 482 | 458 | 78 | 138 | 344 | 9 | | | | | |
| Grand Rapids, Ward 2, Precinct 32 | 190 | 311 | 269 | 18 | 79 | 197 | 8 | | | | | |
| Grand Rapids, Ward 2, Precinct 33 | 290 | 385 | 260 | 14 | 28 | 178 | 5 | | | | | |
| Grand Rapids, Ward 2, Precinct 34 | 286 | 541 | 536 | 41 | 104 | 336 | 15 | | | | | |
| Grand Rapids, Ward 2, Precinct 35 | 268 | 575 | 695 | 47 | 102 | 422 | 20 | | | | | |
| Grand Rapids, Ward 2, Precinct 36 | 83 | 187 | 275 | 44 | 60 | 168 | 11 | | | | | |
| Grand Rapids, Ward 2, Precinct 37 | 348 | 629 | 676 | 114 | 157 | 564 | 13 | | | | | |
| Grand Rapids, Ward 2, Precinct 38 | 343 | 568 | 557 | 34 | 138 | 400 | 28 | | | | | |
| Grand Rapids, Ward 2, Precinct 39 | 212 | 302 | 204 | 14 | 31 | 118 | 1 | | | | | |
| Grand Rapids, Ward 2, Precinct 40 | 457 | 658 | 444 | 29 | 82 | 201 | 22 | | | | | |
| Grand Rapids, Ward 2, Precinct 41 | 468 | 1,215 | 1,241 | 139 | 225 | 827 | 34 | | | | | |
| Grand Rapids, Ward 2, Precinct 42 | 283 | 515 | 659 | 68 | 110 | 413 | 8 | | | | | |
| Grand Rapids, Ward 2, Precinct 43 | 205 | 415 | 478 | 59 | 108 | 411 | 8 | | | | | |
| Grand Rapids, Ward 2, Precinct 44 | 199 | 438 | 628 | 35 | 147 | 552 | 6 | | | | | |
| Grand Rapids, Ward 2, Precinct 45 | 297 | 534 | 749 | 34 | 73 | 702 | 10 | | | | | |
| Grand Rapids, Ward 2, Precinct 46 | 241 | 484 | 611 | 52 | 94 | 443 | 13 | | | | | |
| Grand Rapids, Ward 2, Precinct 47 | 299 | 600 | 629 | 45 | 75 | 393 | 4 | | | | | |
| Grand Rapids, Ward 2, Precinct 48 | 228 | 354 | 346 | 47 | 92 | 192 | 9 | | | | | |
| Grand Rapids, Ward 2, Precinct 49 | 341 | 539 | 384 | 45 | 111 | 217 | 27 | | | | | |
| Grand Rapids, Ward 2, Precinct 50 | 532 | 753 | 455 | 28 | 120 | 299 | 15 | | | | | |
| Grand Rapids, Ward 3, Precinct 51 | 187 | 350 | 383 | 31 | 79 | 301 | 14 | | | | | |
| Grand Rapids, Ward 3, Precinct 52 | 206 | 294 | 176 | 16 | 41 | 89 | 5 | | | | | |
| Grand Rapids, Ward 3, Precinct 53 | 300 | 670 | 970 | 68 | 86 | 683 | 4 | | | | | |
| Grand Rapids, Ward 3, Precinct 54 | 171 | 302 | 586 | 45 | 76 | 429 | 12 | | | | | |
| Grand Rapids, Ward 3, Precinct 55 | 303 | 530 | 688 | 62 | 126 | 565 | 14 | | | | | |
| Grand Rapids, Ward 3, Precinct 56 | 235 | 440 | 602 | 30 | 157 | 552 | 3 | | | | | |
| Grand Rapids, Ward 3, Precinct 57 | 144 | 304 | 385 | 17 | 67 | 309 | 5 | | | | | |
| Grand Rapids, Ward 3, Precinct 58 | 207 | 434 | 586 | 36 | 80 | 433 | 16 | | | | | |
| Grand Rapids, Ward 3, Precinct 59 | 392 | 766 | 760 | 64 | 90 | 457 | 18 | | | | | |
| Grand Rapids, Ward 3, Precinct 60 | 472 | 627 | 502 | 56 | 139 | 249 | 16 | | | | | |
| Grand Rapids, Ward 3, Precinct 61 | 177 | 280 | 218 | 14 | 55 | 129 | 5 | | | | | |
| Grand Rapids, Ward 3, Precinct 62 | 199 | 343 | 312 | 30 | 127 | 255 | 15 | | | | | |
| Grand Rapids, Ward 3, Precinct 63 | 216 | 431 | 336 | 26 | 91 | 217 | 6 | | | | | |
| Grand Rapids, Ward 3, Precinct 64 | 187 | 348 | 391 | 32 | 96 | 227 | 16 | | | | | |
| Grand Rapids, Ward 3, Precinct 65 | 171 | 401 | 457 | 44 | 110 | 260 | 9 | | | | | |
| Grand Rapids, Ward 3, Precinct 66 | 204 | 331 | 258 | 40 | 130 | 170 | 19 | | | | | |
| Grand Rapids, Ward 3, Precinct 67 | 254 | 483 | 329 | 52 | 136 | 229 | 19 | | | | | |
| Grand Rapids, Ward 3, Precinct 68 | 393 | 571 | 392 | 18 | 80 | 272 | 10 | | | | | |
| Grand Rapids, Ward 3, Precinct 69 | 191 | 346 | 508 | 20 | 36 | 482 | 1 | | | | | |
| Grand Rapids, Ward 3, Precinct 70 | 187 | 297 | 208 | 28 | 85 | 113 | 24 | | | | | |
| Grand Rapids, Ward 3, Precinct 71 | 281 | 439 | 368 | 27 | 87 | 213 | 16 | | | | | |
| Grand Rapids, Ward 3, Precinct 72 | 140 | 240 | 268 | 42 | 57 | 141 | 7 | | | | | |
| Grand Rapids, Ward 3, Precinct 73 | 157 | 289 | 344 | 50 | 59 | 243 | 12 | | | | | |
| Grand Rapids, Ward 3, Precinct 74 | 157 | 325 | 315 | 23 | 103 | 240 | 14 | | | | | |
| Grand Rapids, Ward 3, Precinct 75 | 140 | 281 | 230 | 27 | 61 | 143 | 10 | | | | | |
| Grand Rapids, Ward 3, Precinct 76 | 152 | 281 | 251 | 35 | 86 | 102 | 15 | | | | | |
| Grand Rapids, Ward 3, Precinct 77 | 210 | 428 | 425 | 30 | 73 | 262 | 5 | | | | | |
| Grandville, Precinct 1 | 132 | 271 | 589 | 74 | 95 | 396 | 14 | | | | | |
| Grandville, Precinct 2 | 157 | 370 | 541 | 93 | 156 | 533 | 10 | | | | | |
| Grandville, Precinct 3 | 170 | 391 | 656 | 30 | 163 | 669 | 11 | | | | | |
| Grandville, Precinct 4 | 234 | 424 | 799 | 25 | 76 | 796 | 4 | | | | | |
| Grandville, Precinct 5 | 201 | 466 | 825 | 35 | 101 | 659 | 15 | | | | | |
| Grandville, Precinct 6 | 102 | 369 | 699 | 47 | 73 | 509 | 10 | | | | | |
| Kentwood, Ward 1, Precinct 1 | 94 | 230 | 592 | 85 | 109 | 421 | 9 | | | | | |
| Kentwood, Ward 1, Precinct 2 | 253 | 605 | 792 | 127 | 191 | 691 | 17 | | | | | |
| Kentwood, Ward 1, Precinct 3 | 124 | 295 | 455 | 23 | 113 | 443 | 12 | | | | | |
| Kentwood, Ward 1, Precinct 4 | 93 | 231 | 282 | 14 | 43 | 251 | 10 | | | | | |
| Kentwood, Ward 1, Precinct 5 | 98 | 231 | 315 | 30 | 57 | 211 | 15 | | | | | |
| Kentwood, Ward 1, Precinct 6 | 113 | 407 | 554 | 62 | 123 | 384 | 8 | | | | | |
| Kentwood, Ward 1, Precinct 7 | 187 | 339 | 550 | 53 | 118 | 384 | 18 | | | | | |
| Kentwood, Ward 1, Precinct 8 | 215 | 512 | 785 | 104 | 209 | 697 | 8 | | | | | |
| Kentwood, Ward 1, Precinct 9 | 189 | 380 | 481 | 37 | 148 | 466 | 13 | | | | | |

| | | | | | | | | | | | | |
|---|---|---|---|---|---|---|---|---|---|---|---|---|
| Kentwood, Ward 2, Precinct 10 | 248 | 488 | 666 | 35 | 80 | 631 | 9 | | | | | |
| Kentwood, Ward 2, Precinct 11 | 307 | 634 | 956 | 56 | 143 | 671 | 15 | | | | | |
| Kentwood, Ward 2, Precinct 12 | 147 | 349 | 506 | 44 | 89 | 315 | 15 | | | | | |
| Kentwood, Ward 2, Precinct 13 | 165 | 315 | 700 | 69 | 108 | 513 | 3 | | | | | |
| Kentwood, Ward 2, Precinct 14 | 77 | 148 | 253 | 32 | 58 | 226 | 1 | | | | | |
| Kentwood, Ward 2, Precinct 15 | 255 | 482 | 491 | 35 | 165 | 428 | 23 | | | | | |
| Kentwood, Ward 2, Precinct 16 | 361 | 642 | 890 | 40 | 92 | 837 | 18 | | | | | |
| Kentwood, Ward 2, Precinct 17 | 145 | 276 | 368 | 21 | 79 | 239 | 7 | | | | | |
| Kentwood, Ward 2, Precinct 18 | 129 | 372 | 491 | 55 | 98 | 286 | 19 | | | | | |
| Lowell, Precinct 1 | 101 | 266 | 573 | 67 | 83 | 378 | 16 | | | | | |
| Lowell, Precinct 2 | 78 | 191 | 338 | 78 | 90 | 318 | 6 | | | | | |
| Rockford, Precinct 1 | 218 | 401 | 540 | 27 | 141 | 514 | 7 | | | | | |
| Rockford, Precinct 2 | 262 | 557 | 820 | 49 | 72 | 737 | 18 | | | | | |
| Walker, Ward 1, Precinct 1 | 222 | 366 | 460 | 46 | 105 | 307 | 18 | | | | | |
| Walker, Ward 1, Precinct 2 | 123 | 447 | 648 | 56 | 90 | 454 | 3 | | | | | |
| Walker, Ward 1, Precinct 3 | 169 | 348 | 751 | 82 | 125 | 523 | 18 | | | | | |
| Walker, Ward 2, Precinct 4 | 158 | 436 | 739 | 121 | 150 | 684 | 10 | | | | | |
| Walker, Ward 2, Precinct 5 | 161 | 360 | 599 | 48 | 160 | 648 | 9 | | | | | |
| Walker, Ward 2, Precinct 6 | 171 | 384 | 572 | 46 | 54 | 552 | 5 | | | | | |
| Walker, Ward 3, Precinct 7 | 237 | 467 | 666 | 61 | 87 | 508 | 14 | | | | | |
| Walker, Ward 3, Precinct 8 | 130 | 390 | 711 | 69 | 71 | 567 | 5 | | | | | |
| Walker, Ward 3, Precinct 9 | 175 | 322 | 736 | 90 | 137 | 507 | 11 | | | | | |
| Wyoming, Ward 1, Precinct 1 | 136 | 297 | 409 | 72 | 119 | 342 | 13 | | | | | |
| Wyoming, Ward 1, Precinct 2 | 85 | 165 | 213 | 22 | 93 | 194 | 6 | | | | | |
| Wyoming, Ward 1, Precinct 3 | 160 | 311 | 382 | 42 | 72 | 345 | 12 | | | | | |
| Wyoming, Ward 1, Precinct 4 | 192 | 385 | 519 | 49 | 103 | 357 | 14 | | | | | |
| Wyoming, Ward 1, Precinct 5 | 119 | 416 | 521 | 48 | 100 | 333 | 12 | | | | | |
| Wyoming, Ward 1, Precinct 6 | 128 | 216 | 384 | 59 | 84 | 238 | 11 | | | | | |
| Wyoming, Ward 1, Precinct 7 | 149 | 319 | 572 | 76 | 104 | 534 | 8 | | | | | |
| Wyoming, Ward 1, Precinct 8 | 79 | 168 | 227 | 16 | 85 | 233 | 3 | | | | | |
| Wyoming, Ward 1, Precinct 9 | 192 | 377 | 458 | 38 | 102 | 425 | 6 | | | | | |
| Wyoming, Ward 2, Precinct 10 | 113 | 242 | 314 | 28 | 60 | 195 | 6 | | | | | |
| Wyoming, Ward 2, Precinct 11 | 93 | 210 | 253 | 39 | 67 | 156 | 9 | | | | | |
| Wyoming, Ward 2, Precinct 12 | 53 | 137 | 272 | 38 | 74 | 153 | 10 | | | | | |
| Wyoming, Ward 2, Precinct 13 | 119 | 258 | 393 | 66 | 120 | 333 | 12 | | | | | |
| Wyoming, Ward 2, Precinct 14 | 86 | 212 | 314 | 17 | 84 | 321 | 2 | | | | | |
| Wyoming, Ward 2, Precinct 15 | 90 | 167 | 252 | 21 | 51 | 241 | 9 | | | | | |
| Wyoming, Ward 2, Precinct 16 | 114 | 273 | 379 | 32 | 49 | 279 | 7 | | | | | |
| Wyoming, Ward 2, Precinct 17 | 124 | 290 | 388 | 44 | 91 | 221 | 22 | | | | | |
| Wyoming, Ward 2, Precinct 18 | 59 | 171 | 370 | 60 | 70 | 267 | 8 | | | | | |
| Wyoming, Ward 2, Precinct 19 | 153 | 336 | 433 | 94 | 146 | 378 | 23 | | | | | |
| Wyoming, Ward 2, Precinct 20 | 145 | 316 | 410 | 38 | 148 | 405 | 24 | | | | | |
| Wyoming, Ward 3, Precinct 21 | 202 | 421 | 561 | 57 | 82 | 566 | 13 | | | | | |
| Wyoming, Ward 3, Precinct 22 | 110 | 263 | 410 | 21 | 52 | 289 | 7 | | | | | |
| Wyoming, Ward 3, Precinct 23 | 156 | 414 | 535 | 34 | 90 | 341 | 17 | | | | | |
| Wyoming, Ward 3, Precinct 24 | 142 | 331 | 650 | 86 | 116 | 462 | 11 | | | | | |
| Wyoming, Ward 3, Precinct 25 | 146 | 319 | 580 | 81 | 98 | 535 | 8 | | | | | |
| Wyoming, Ward 3, Precinct 26 | 141 | 255 | 358 | 18 | 87 | 357 | 11 | | | | | |
| Wyoming, Ward 3, Precinct 27 | 113 | 250 | 378 | 20 | 37 | 372 | 6 | | | | | |
| Wyoming, Ward 3, Precinct 28 | 186 | 444 | 754 | 40 | 81 | 549 | 22 | | | | | |
| Wyoming, Ward 3, Precinct 29 | 107 | 392 | 634 | 41 | 59 | 442 | 16 | | | | | |
| Wyoming, Ward 3, Precinct 30 | 149 | 299 | 883 | 76 | 91 | 668 | 14 | | | | | |
| Courtland Township, Precinct 1 | 150 | 379 | 740 | 88 | 113 | 702 | 8 | | | | | |
| Courtland Township, Precinct 2 | 133 | 343 | 717 | 41 | 186 | 753 | 19 | | | | | |
| Courtland Township, Precinct 3 | 173 | 417 | 685 | 43 | 92 | 730 | 6 | | | | | |
| Gaines Charter Township, Precinct 1 | 178 | 354 | 857 | 40 | 69 | 738 | 14 | | | | | |
| Gaines Charter Township, Precinct 2 | 119 | 386 | 598 | 40 | 66 | 433 | 12 | | | | | |
| Gaines Charter Township, Precinct 3 | 103 | 235 | 772 | 97 | 96 | 622 | 28 | | | | | |
| Gaines Charter Township, Precinct 4 | 128 | 359 | 541 | 83 | 156 | 496 | 29 | | | | | |
| Gaines Charter Township, Precinct 5 | 152 | 278 | 411 | 34 | 127 | 361 | 22 | | | | | |
| Gaines Charter Township, Precinct 6 | 141 | 340 | 773 | 33 | 53 | 789 | 8 | | | | | |
| Gaines Charter Township, Precinct 7 | 235 | 512 | 1,050 | 71 | 117 | 877 | 12 | | | | | |
| Gaines Charter Township, Precinct 8 | 102 | 491 | 862 | 65 | 81 | 654 | 18 | | | | | |
| Gaines Charter Township, Precinct 9 | 143 | 296 | 667 | 75 | 96 | 490 | 14 | | | | | |
| Grand Rapids Charter Township, Precinct 1 | 145 | 312 | 571 | 53 | 83 | 514 | 2 | | | | | |
| Grand Rapids Charter Township, Precinct 2 | 115 | 222 | 351 | 13 | 70 | 339 | 2 | | | | | |
| Grand Rapids Charter Township, Precinct 3 | 267 | 492 | 711 | 22 | 67 | 625 | 3 | | | | | |
| Grand Rapids Charter Township, Precinct 4 | 237 | 462 | 661 | 36 | 92 | 465 | 20 | | | | | |
| Grand Rapids Charter Township, Precinct 5 | 228 | 542 | 703 | 42 | 82 | 499 | 16 | | | | | |
| Grand Rapids Charter Township, Precinct 6 | 184 | 375 | 738 | 71 | 96 | 517 | 14 | | | | | |
| Grand Rapids Charter Township, Precinct 7 | 96 | 212 | 293 | 54 | 76 | 261 | 5 | | | | | |
| Grand Rapids Charter Township, Precinct 8 | 216 | 420 | 649 | 18 | 114 | 597 | 12 | | | | | |
| Grand Rapids Charter Township, Precinct 9 | 117 | 251 | 487 | 21 | 36 | 473 | 8 | | | | | |
| Grattan Township, Precinct 1 | 121 | 318 | 522 | 42 | 64 | 445 | 6 | | | | | |
| Grattan Township, Precinct 2 | 114 | 413 | 590 | 56 | 86 | 426 | 4 | | | | | |
| Lowell Charter Township, Precinct 1 | 188 | 415 | 914 | 96 | 144 | 733 | 9 | | | | | |
| Lowell Charter Township, Precinct 2 | 157 | 380 | 607 | 103 | 149 | 591 | 14 | | | | | |
| Nelson Township, Precinct 1 | 88 | 278 | 456 | 44 | 179 | 517 | 8 | | | | | |
| Nelson Township, Precinct 2 | 98 | 232 | 451 | 30 | 46 | 513 | 17 | | | | | |
| Oakfield Township, Precinct 1 | 144 | 342 | 480 | 52 | 74 | 399 | 16 | | | | | |
| Oakfield Township, Precinct 2 | 82 | 403 | 578 | 78 | 92 | 434 | 12 | | | | | |

| | | | | | | | | | | | | |
|---|---|---|---|---|---|---|---|---|---|---|---|---|
| Oakfield Township, Precinct 3 | 71 | 182 | 450 | 59 | 84 | 344 | 11 | | | | | |
| Plainfield Charter Township, Precinct 1 | 257 | 542 | 956 | 121 | 151 | 870 | 14 | | | | | |
| Plainfield Charter Township, Precinct 2 | 162 | 431 | 652 | 38 | 156 | 680 | 20 | | | | | |
| Plainfield Charter Township, Precinct 3 | 179 | 462 | 568 | 45 | 84 | 516 | 10 | | | | | |
| Plainfield Charter Township, Precinct 4 | 258 | 539 | 741 | 62 | 93 | 521 | 16 | | | | | |
| Plainfield Charter Township, Precinct 5 | 164 | 525 | 722 | 78 | 125 | 505 | 12 | | | | | |
| Plainfield Charter Township, Precinct 6 | 214 | 483 | 1,213 | 125 | 150 | 923 | 21 | | | | | |
| Plainfield Charter Township, Precinct 7 | 257 | 561 | 1,080 | 110 | 168 | 938 | 11 | | | | | |
| Plainfield Charter Township, Precinct 8 | 310 | 620 | 946 | 52 | 187 | 815 | 25 | | | | | |
| Plainfield Charter Township, Precinct 9 | 234 | 523 | 763 | 49 | 96 | 793 | 8 | | | | | |
| Plainfield Charter Township, Precinct 10 | 207 | 455 | 683 | 57 | 84 | 546 | 9 | | | | | |
| Plainfield Charter Township, Precinct 11 | 164 | 461 | 729 | 63 | 85 | 533 | 7 | | | | | |
| Solon Township, Precinct 1 | 85 | 233 | 642 | 96 | 89 | 490 | 9 | | | | | |
| Solon Township, Precinct 2 | 127 | 399 | 771 | 143 | 193 | 774 | 11 | | | | | |
| Sparta Township, Precinct 1 | 158 | 465 | 775 | 60 | 220 | 758 | 16 | | | | | |
| Sparta Township, Precinct 2 | 92 | 222 | 475 | 20 | 52 | 497 | 4 | | | | | |
| Sparta Township, Precinct 3 | 148 | 368 | 582 | 52 | 79 | 470 | 9 | | | | | |
| Spencer Township, Precinct 1 | 136 | 638 | 926 | 111 | 128 | 753 | 19 | | | | | |
| Tyrone Township, Precinct 1 | 83 | 221 | 619 | 71 | 86 | 508 | 15 | | | | | |
| Tyrone Township, Precinct 2 | 45 | 212 | 414 | 70 | 99 | 417 | 9 | | | | | |
| Vergennes Township, Precinct 1 | 150 | 351 | 643 | 27 | 141 | 675 | 12 | | | | | |
| Vergennes Township, Precinct 2 | **139** | **340** | **600** | **21** | **48** | **613** | **17** | | | | | |
| Total | 45,006 | 94,579 | 139,932 | 12,392 | 23,942 | 113,112 | 2,753 | | | | | |
| | | | | | | | | | | | | |
| | | | | | | | | | | | | |
| **Judge of Appeals, 3rd (Vote for 2)** | | | | | | | | | | | | |
| Precinct | Jane Marie Beckering | Douglas B. Shapiro | Write-in | | | | | | | | | |
| Ada Township, Precinct 1 | 580 | 507 | 2 | | | | | | | | | |
| Ada Township, Precinct 2 | 978 | 891 | 9 | | | | | | | | | |
| Ada Township, Precinct 3 | 602 | 534 | 10 | | | | | | | | | |
| Ada Township, Precinct 4 | 452 | 459 | 3 | | | | | | | | | |
| Ada Township, Precinct 5 | 883 | 823 | 11 | | | | | | | | | |
| Ada Township, Precinct 6 | 373 | 342 | 4 | | | | | | | | | |
| Ada Township, Precinct 7 | 498 | 447 | 8 | | | | | | | | | |
| Ada Township, Precinct 8 | 514 | 500 | 4 | | | | | | | | | |
| Algoma Township, Precinct 1 | 531 | 465 | 7 | | | | | | | | | |
| Algoma Township, Precinct 2 | 585 | 590 | 5 | | | | | | | | | |
| Algoma Township, Precinct 3 | 691 | 645 | 9 | | | | | | | | | |
| Algoma Township, Precinct 4 | 573 | 563 | 3 | | | | | | | | | |
| Algoma Township, Precinct 5 | 808 | 746 | 2 | | | | | | | | | |
| Alpine Township, Precinct 1 | 414 | 398 | 5 | | | | | | | | | |
| Alpine Township, Precinct 2 | 567 | 487 | 7 | | | | | | | | | |
| Alpine Township, Precinct 3 | 969 | 947 | 20 | | | | | | | | | |
| Alpine Township, Precinct 4 | 761 | 657 | 18 | | | | | | | | | |
| Alpine Township, Precinct 5 | 425 | 418 | 9 | | | | | | | | | |
| Alpine Township, Precinct 6 | 421 | 321 | 23 | | | | | | | | | |
| Bowne Township, Precinct 1 | 991 | 1,070 | 17 | | | | | | | | | |
| Byron Township, Precinct 1 | 1,069 | 982 | 16 | | | | | | | | | |
| Byron Township, Precinct 2 | 1,236 | 1,258 | 4 | | | | | | | | | |
| Byron Township, Precinct 3 | 703 | 611 | 25 | | | | | | | | | |
| Byron Township, Precinct 4 | 900 | 940 | 4 | | | | | | | | | |
| Byron Township, Precinct 5 | 1,057 | 982 | 8 | | | | | | | | | |
| Byron Township, Precinct 6 | 646 | 655 | 4 | | | | | | | | | |
| Byron Township, Precinct 7 | 952 | 889 | 10 | | | | | | | | | |
| Byron Township, Precinct 8 | 991 | 939 | 10 | | | | | | | | | |
| Caledonia Township, Precinct 1 | 471 | 448 | 6 | | | | | | | | | |
| Caledonia Township, Precinct 2 | 904 | 912 | 11 | | | | | | | | | |
| Caledonia Township, Precinct 3 | 933 | 921 | 4 | | | | | | | | | |
| Caledonia Township, Precinct 4 | 563 | 572 | 11 | | | | | | | | | |
| Caledonia Township, Precinct 5 | 1,020 | 928 | 14 | | | | | | | | | |
| Caledonia Township, Precinct 6 | 828 | 802 | 8 | | | | | | | | | |
| Cannon Township, Precinct 1 | 913 | 841 | 8 | | | | | | | | | |
| Cannon Township, Precinct 2 | 801 | 801 | 19 | | | | | | | | | |
| Cannon Township, Precinct 3 | 726 | 664 | 10 | | | | | | | | | |
| Cannon Township, Precinct 4 | 1,002 | 1,010 | 10 | | | | | | | | | |
| Cannon Township, Precinct 5 | 740 | 688 | 14 | | | | | | | | | |
| Cannon Township, Precinct 6 | 796 | 787 | 6 | | | | | | | | | |
| Cascade Charter Township, Precinct 1 | 701 | 610 | 0 | | | | | | | | | |
| Cascade Charter Township, Precinct 2 | 833 | 761 | 7 | | | | | | | | | |
| Cascade Charter Township, Precinct 3 | 560 | 485 | 7 | | | | | | | | | |
| Cascade Charter Township, Precinct 4 | 798 | 751 | 7 | | | | | | | | | |
| Cascade Charter Township, Precinct 5 | 1,163 | 1,036 | 9 | | | | | | | | | |
| Cascade Charter Township, Precinct 6 | 710 | 678 | 6 | | | | | | | | | |
| Cascade Charter Township, Precinct 7 | 541 | 475 | 4 | | | | | | | | | |
| Cascade Charter Township, Precinct 8 | 654 | 626 | 9 | | | | | | | | | |
| Cascade Charter Township, Precinct 9 | 714 | 651 | 7 | | | | | | | | | |
| Cascade Charter Township, Precinct 10 | 590 | 591 | 7 | | | | | | | | | |
| Cedar Springs, Precinct 1 | 692 | 633 | 9 | | | | | | | | | |
| East Grand Rapids, Ward 1, Precinct 1 | 749 | 649 | 4 | | | | | | | | | |

| | | | |
|---|---|---|---|
| East Grand Rapids, Ward 1, Precinct 2 | 726 | 629 | 6 |
| East Grand Rapids, Ward 2, Precinct 3 | 681 | 616 | 5 |
| East Grand Rapids, Ward 2, Precinct 4 | 675 | 598 | 24 |
| East Grand Rapids, Ward 3, Precinct 5 | 681 | 612 | 4 |
| East Grand Rapids, Ward 3, Precinct 6 | 733 | 598 | 6 |
| Grand Rapids, Ward 1, Precinct 1 | 655 | 547 | 27 |
| Grand Rapids, Ward 1, Precinct 2 | 324 | 271 | 12 |
| Grand Rapids, Ward 1, Precinct 3 | 848 | 744 | 15 |
| Grand Rapids, Ward 1, Precinct 4 | 725 | 610 | 8 |
| Grand Rapids, Ward 1, Precinct 5 | 403 | 338 | 13 |
| Grand Rapids, Ward 1, Precinct 6 | 939 | 819 | 12 |
| Grand Rapids, Ward 1, Precinct 7 | 368 | 356 | 8 |
| Grand Rapids, Ward 1, Precinct 8 | 550 | 491 | 11 |
| Grand Rapids, Ward 1, Precinct 9 | 560 | 430 | 17 |
| Grand Rapids, Ward 1, Precinct 10 | 674 | 576 | 14 |
| Grand Rapids, Ward 1, Precinct 11 | 385 | 363 | 3 |
| Grand Rapids, Ward 1, Precinct 12 | 398 | 309 | 18 |
| Grand Rapids, Ward 1, Precinct 13 | 565 | 473 | 13 |
| Grand Rapids, Ward 1, Precinct 14 | 808 | 663 | 15 |
| Grand Rapids, Ward 1, Precinct 15 | 384 | 280 | 17 |
| Grand Rapids, Ward 1, Precinct 16 | 424 | 327 | 8 |
| Grand Rapids, Ward 1, Precinct 17 | 700 | 627 | 18 |
| Grand Rapids, Ward 1, Precinct 18 | 266 | 196 | 22 |
| Grand Rapids, Ward 1, Precinct 19 | 612 | 505 | 27 |
| Grand Rapids, Ward 1, Precinct 20 | 1,047 | 941 | 17 |
| Grand Rapids, Ward 1, Precinct 21 | 822 | 814 | 20 |
| Grand Rapids, Ward 1, Precinct 22 | 145 | 103 | 11 |
| Grand Rapids, Ward 1, Precinct 23 | 823 | 796 | 6 |
| Grand Rapids, Ward 1, Precinct 24 | 276 | 180 | 15 |
| Grand Rapids, Ward 2, Precinct 25 | 469 | 378 | 16 |
| Grand Rapids, Ward 2, Precinct 26 | 645 | 554 | 12 |
| Grand Rapids, Ward 2, Precinct 27 | 451 | 384 | 14 |
| Grand Rapids, Ward 2, Precinct 28 | 724 | 600 | 21 |
| Grand Rapids, Ward 2, Precinct 29 | 484 | 401 | 14 |
| Grand Rapids, Ward 2, Precinct 30 | 757 | 629 | 8 |
| Grand Rapids, Ward 2, Precinct 31 | 709 | 552 | 17 |
| Grand Rapids, Ward 2, Precinct 32 | 439 | 352 | 10 |
| Grand Rapids, Ward 2, Precinct 33 | 444 | 361 | 10 |
| Grand Rapids, Ward 2, Precinct 34 | 782 | 644 | 24 |
| Grand Rapids, Ward 2, Precinct 35 | 866 | 785 | 22 |
| Grand Rapids, Ward 2, Precinct 36 | 345 | 292 | 12 |
| Grand Rapids, Ward 2, Precinct 37 | 970 | 906 | 16 |
| Grand Rapids, Ward 2, Precinct 38 | 852 | 668 | 36 |
| Grand Rapids, Ward 2, Precinct 39 | 360 | 267 | 9 |
| Grand Rapids, Ward 2, Precinct 40 | 739 | 561 | 26 |
| Grand Rapids, Ward 2, Precinct 41 | 1,667 | 1,542 | 52 |
| Grand Rapids, Ward 2, Precinct 42 | 854 | 692 | 11 |
| Grand Rapids, Ward 2, Precinct 43 | 680 | 618 | 6 |
| Grand Rapids, Ward 2, Precinct 44 | 849 | 755 | 11 |
| Grand Rapids, Ward 2, Precinct 45 | 933 | 898 | 18 |
| Grand Rapids, Ward 2, Precinct 46 | 825 | 702 | 24 |
| Grand Rapids, Ward 2, Precinct 47 | 813 | 744 | 3 |
| Grand Rapids, Ward 2, Precinct 48 | 501 | 415 | 16 |
| Grand Rapids, Ward 2, Precinct 49 | 658 | 508 | 34 |
| Grand Rapids, Ward 2, Precinct 50 | 895 | 714 | 16 |
| Grand Rapids, Ward 3, Precinct 51 | 578 | 469 | 24 |
| Grand Rapids, Ward 3, Precinct 52 | 320 | 252 | 17 |
| Grand Rapids, Ward 3, Precinct 53 | 1,124 | 1,074 | 14 |
| Grand Rapids, Ward 3, Precinct 54 | 657 | 569 | 15 |
| Grand Rapids, Ward 3, Precinct 55 | 914 | 822 | 21 |
| Grand Rapids, Ward 3, Precinct 56 | 858 | 781 | 10 |
| Grand Rapids, Ward 3, Precinct 57 | 518 | 443 | 6 |
| Grand Rapids, Ward 3, Precinct 58 | 748 | 657 | 17 |
| Grand Rapids, Ward 3, Precinct 59 | 1,059 | 889 | 14 |
| Grand Rapids, Ward 3, Precinct 60 | 842 | 668 | 25 |
| Grand Rapids, Ward 3, Precinct 61 | 359 | 288 | 7 |
| Grand Rapids, Ward 3, Precinct 62 | 556 | 444 | 18 |
| Grand Rapids, Ward 3, Precinct 63 | 563 | 453 | 13 |
| Grand Rapids, Ward 3, Precinct 64 | 564 | 437 | 25 |
| Grand Rapids, Ward 3, Precinct 65 | 625 | 515 | 19 |
| Grand Rapids, Ward 3, Precinct 66 | 465 | 368 | 37 |
| Grand Rapids, Ward 3, Precinct 67 | 673 | 430 | 30 |
| Grand Rapids, Ward 3, Precinct 68 | 708 | 585 | 16 |
| Grand Rapids, Ward 3, Precinct 69 | 600 | 570 | 7 |
| Grand Rapids, Ward 3, Precinct 70 | 408 | 254 | 40 |
| Grand Rapids, Ward 3, Precinct 71 | 583 | 474 | 31 |
| Grand Rapids, Ward 3, Precinct 72 | 366 | 311 | 7 |
| Grand Rapids, Ward 3, Precinct 73 | 469 | 419 | 10 |
| Grand Rapids, Ward 3, Precinct 74 | 517 | 394 | 18 |
| Grand Rapids, Ward 3, Precinct 75 | 401 | 277 | 11 |
| Grand Rapids, Ward 3, Precinct 76 | 413 | 292 | 23 |

| | | | | | | | | | | | | |
|---|---|---|---|---|---|---|---|---|---|---|---|---|
| Grand Rapids, Ward 3, Precinct 77 | 581 | 510 | 10 | | | | | | | | | |
| Grandville, Precinct 1 | 665 | 601 | 20 | | | | | | | | | |
| Grandville, Precinct 2 | 745 | 727 | 12 | | | | | | | | | |
| Grandville, Precinct 3 | 868 | 764 | 14 | | | | | | | | | |
| Grandville, Precinct 4 | 953 | 959 | 9 | | | | | | | | | |
| Grandville, Precinct 5 | 962 | 872 | 18 | | | | | | | | | |
| Grandville, Precinct 6 | 710 | 702 | 12 | | | | | | | | | |
| Kentwood, Ward 1, Precinct 1 | 691 | 607 | 13 | | | | | | | | | |
| Kentwood, Ward 1, Precinct 2 | 1,138 | 1,039 | 26 | | | | | | | | | |
| Kentwood, Ward 1, Precinct 3 | 641 | 581 | 11 | | | | | | | | | |
| Kentwood, Ward 1, Precinct 4 | 416 | 362 | 12 | | | | | | | | | |
| Kentwood, Ward 1, Precinct 5 | 418 | 354 | 12 | | | | | | | | | |
| Kentwood, Ward 1, Precinct 6 | 701 | 659 | 9 | | | | | | | | | |
| Kentwood, Ward 1, Precinct 7 | 697 | 602 | 30 | | | | | | | | | |
| Kentwood, Ward 1, Precinct 8 | 1,058 | 958 | 17 | | | | | | | | | |
| Kentwood, Ward 1, Precinct 9 | 754 | 613 | 16 | | | | | | | | | |
| Kentwood, Ward 2, Precinct 10 | 870 | 801 | 13 | | | | | | | | | |
| Kentwood, Ward 2, Precinct 11 | 1,146 | 1,015 | 15 | | | | | | | | | |
| Kentwood, Ward 2, Precinct 12 | 565 | 522 | 24 | | | | | | | | | |
| Kentwood, Ward 2, Precinct 13 | 806 | 705 | 9 | | | | | | | | | |
| Kentwood, Ward 2, Precinct 14 | 328 | 319 | 2 | | | | | | | | | |
| Kentwood, Ward 2, Precinct 15 | 793 | 678 | 33 | | | | | | | | | |
| Kentwood, Ward 2, Precinct 16 | 1,142 | 1,077 | 23 | | | | | | | | | |
| Kentwood, Ward 2, Precinct 17 | 456 | 402 | 11 | | | | | | | | | |
| Kentwood, Ward 2, Precinct 18 | 633 | 524 | 18 | | | | | | | | | |
| Lowell, Precinct 1 | 654 | 556 | 16 | | | | | | | | | |
| Lowell, Precinct 2 | 456 | 423 | 4 | | | | | | | | | |
| Rockford, Precinct 1 | 752 | 691 | 8 | | | | | | | | | |
| Rockford, Precinct 2 | 1,012 | 971 | 15 | | | | | | | | | |
| Walker, Ward 1, Precinct 1 | 641 | 546 | 20 | | | | | | | | | |
| Walker, Ward 1, Precinct 2 | 753 | 738 | 8 | | | | | | | | | |
| Walker, Ward 1, Precinct 3 | 884 | 762 | 19 | | | | | | | | | |
| Walker, Ward 2, Precinct 4 | 904 | 880 | 5 | | | | | | | | | |
| Walker, Ward 2, Precinct 5 | 858 | 761 | 8 | | | | | | | | | |
| Walker, Ward 2, Precinct 6 | 731 | 702 | 8 | | | | | | | | | |
| Walker, Ward 3, Precinct 7 | 867 | 798 | 19 | | | | | | | | | |
| Walker, Ward 3, Precinct 8 | 758 | 748 | 9 | | | | | | | | | |
| Walker, Ward 3, Precinct 9 | 862 | 745 | 17 | | | | | | | | | |
| Wyoming, Ward 1, Precinct 1 | 608 | 528 | 16 | | | | | | | | | |
| Wyoming, Ward 1, Precinct 2 | 356 | 293 | 5 | | | | | | | | | |
| Wyoming, Ward 1, Precinct 3 | 581 | 498 | 20 | | | | | | | | | |
| Wyoming, Ward 1, Precinct 4 | 691 | 584 | 12 | | | | | | | | | |
| Wyoming, Ward 1, Precinct 5 | 640 | 587 | 13 | | | | | | | | | |
| Wyoming, Ward 1, Precinct 6 | 498 | 432 | 13 | | | | | | | | | |
| Wyoming, Ward 1, Precinct 7 | 723 | 689 | 9 | | | | | | | | | |
| Wyoming, Ward 1, Precinct 8 | 371 | 292 | 7 | | | | | | | | | |
| Wyoming, Ward 1, Precinct 9 | 682 | 596 | 25 | | | | | | | | | |
| Wyoming, Ward 2, Precinct 10 | 411 | 365 | 10 | | | | | | | | | |
| Wyoming, Ward 2, Precinct 11 | 349 | 302 | 17 | | | | | | | | | |
| Wyoming, Ward 2, Precinct 12 | 325 | 265 | 11 | | | | | | | | | |
| Wyoming, Ward 2, Precinct 13 | 536 | 490 | 13 | | | | | | | | | |
| Wyoming, Ward 2, Precinct 14 | 445 | 390 | 9 | | | | | | | | | |
| Wyoming, Ward 2, Precinct 15 | 341 | 308 | 19 | | | | | | | | | |
| Wyoming, Ward 2, Precinct 16 | 485 | 419 | 10 | | | | | | | | | |
| Wyoming, Ward 2, Precinct 17 | 494 | 422 | 27 | | | | | | | | | |
| Wyoming, Ward 2, Precinct 18 | 446 | 369 | 9 | | | | | | | | | |
| Wyoming, Ward 2, Precinct 19 | 645 | 595 | 30 | | | | | | | | | |
| Wyoming, Ward 2, Precinct 20 | 634 | 578 | 31 | | | | | | | | | |
| Wyoming, Ward 3, Precinct 21 | 767 | 750 | 28 | | | | | | | | | |
| Wyoming, Ward 3, Precinct 22 | 497 | 445 | 13 | | | | | | | | | |
| Wyoming, Ward 3, Precinct 23 | 644 | 597 | 32 | | | | | | | | | |
| Wyoming, Ward 3, Precinct 24 | 777 | 674 | 14 | | | | | | | | | |
| Wyoming, Ward 3, Precinct 25 | 710 | 673 | 19 | | | | | | | | | |
| Wyoming, Ward 3, Precinct 26 | 507 | 463 | 17 | | | | | | | | | |
| Wyoming, Ward 3, Precinct 27 | 450 | 433 | 13 | | | | | | | | | |
| Wyoming, Ward 3, Precinct 28 | 864 | 790 | 25 | | | | | | | | | |
| Wyoming, Ward 3, Precinct 29 | 682 | 675 | 23 | | | | | | | | | |
| Wyoming, Ward 3, Precinct 30 | 888 | 811 | 21 | | | | | | | | | |
| Courtland Township, Precinct 1 | 841 | 838 | 13 | | | | | | | | | |
| Courtland Township, Precinct 2 | 918 | 852 | 22 | | | | | | | | | |
| Courtland Township, Precinct 3 | 829 | 841 | 15 | | | | | | | | | |
| Gaines Charter Township, Precinct 1 | 928 | 892 | 20 | | | | | | | | | |
| Gaines Charter Township, Precinct 2 | 658 | 659 | 24 | | | | | | | | | |
| Gaines Charter Township, Precinct 3 | 830 | 752 | 34 | | | | | | | | | |
| Gaines Charter Township, Precinct 4 | 756 | 702 | 47 | | | | | | | | | |
| Gaines Charter Township, Precinct 5 | 594 | 529 | 34 | | | | | | | | | |
| Gaines Charter Township, Precinct 6 | 882 | 882 | 20 | | | | | | | | | |
| Gaines Charter Township, Precinct 7 | 1,223 | 1,117 | 23 | | | | | | | | | |
| Gaines Charter Township, Precinct 8 | 952 | 929 | 14 | | | | | | | | | |
| Gaines Charter Township, Precinct 9 | 764 | 690 | 30 | | | | | | | | | |
| Grand Rapids Charter Township, Precinct 1 | 656 | 639 | 10 | | | | | | | | | |

| | | | |
|---|---|---|---|
| Grand Rapids Charter Township, Precinct 2 | 472 | 424 | 10 |
| Grand Rapids Charter Township, Precinct 3 | 886 | 815 | 14 |
| Grand Rapids Charter Township, Precinct 4 | 834 | 741 | 21 |
| Grand Rapids Charter Township, Precinct 5 | 839 | 779 | 19 |
| Grand Rapids Charter Township, Precinct 6 | 789 | 700 | 16 |
| Grand Rapids Charter Township, Precinct 7 | 377 | 365 | 10 |
| Grand Rapids Charter Township, Precinct 8 | 821 | 734 | 29 |
| Grand Rapids Charter Township, Precinct 9 | 531 | 536 | 14 |
| Grattan Township, Precinct 1 | 647 | 594 | 4 |
| Grattan Township, Precinct 2 | 682 | 663 | 6 |
| Lowell Charter Township, Precinct 1 | 1,051 | 946 | 10 |
| Lowell Charter Township, Precinct 2 | 830 | 778 | 27 |
| Nelson Township, Precinct 1 | 655 | 618 | 15 |
| Nelson Township, Precinct 2 | 545 | 567 | 26 |
| Oakfield Township, Precinct 1 | 616 | 575 | 13 |
| Oakfield Township, Precinct 2 | 662 | 666 | 17 |
| Oakfield Township, Precinct 3 | 504 | 447 | 18 |
| Plainfield Charter Township, Precinct 1 | 1,103 | 1,129 | 23 |
| Plainfield Charter Township, Precinct 2 | 939 | 801 | 25 |
| Plainfield Charter Township, Precinct 3 | 786 | 725 | 17 |
| Plainfield Charter Township, Precinct 4 | 953 | 853 | 30 |
| Plainfield Charter Township, Precinct 5 | 883 | 831 | 15 |
| Plainfield Charter Township, Precinct 6 | 1,302 | 1,194 | 22 |
| Plainfield Charter Township, Precinct 7 | 1,309 | 1,261 | 16 |
| Plainfield Charter Township, Precinct 8 | 1,230 | 1,087 | 32 |
| Plainfield Charter Township, Precinct 9 | 980 | 991 | 12 |
| Plainfield Charter Township, Precinct 10 | 817 | 755 | 17 |
| Plainfield Charter Township, Precinct 11 | 786 | 804 | 16 |
| Solon Township, Precinct 1 | 719 | 641 | 15 |
| Solon Township, Precinct 2 | 975 | 1,013 | 11 |
| Sparta Township, Precinct 1 | 1,028 | 945 | 23 |
| Sparta Township, Precinct 2 | 545 | 551 | 6 |
| Sparta Township, Precinct 3 | 710 | 683 | 5 |
| Spencer Township, Precinct 1 | 1,071 | 1,114 | 26 |
| Tyrone Township, Precinct 1 | 656 | 624 | 17 |
| Tyrone Township, Precinct 2 | 516 | 519 | 9 |
| Vergennes Township, Precinct 1 | 844 | 768 | 12 |
| Vergennes Township, Precinct 2 | **685** | **695** | **21** |
| Total | 177,693 | 161,096 | 3,780 |
| | | | |
| | | | |
| **Judge of 17th Circuit Ct. (Vote for 2)** | | | |
| Precinct | Mark A. Trusock | Christopher P. Yates | Write-in |
| Ada Township, Precinct 1 | 546 | 553 | 1 |
| Ada Township, Precinct 2 | 854 | 935 | 10 |
| Ada Township, Precinct 3 | 571 | 554 | 11 |
| Ada Township, Precinct 4 | 447 | 460 | 4 |
| Ada Township, Precinct 5 | 846 | 833 | 13 |
| Ada Township, Precinct 6 | 341 | 358 | 9 |
| Ada Township, Precinct 7 | 467 | 456 | 3 |
| Ada Township, Precinct 8 | 482 | 521 | 3 |
| Algoma Township, Precinct 1 | 521 | 478 | 6 |
| Algoma Township, Precinct 2 | 596 | 579 | 5 |
| Algoma Township, Precinct 3 | 693 | 635 | 12 |
| Algoma Township, Precinct 4 | 576 | 572 | 4 |
| Algoma Township, Precinct 5 | 794 | 747 | 2 |
| Alpine Township, Precinct 1 | 432 | 398 | 7 |
| Alpine Township, Precinct 2 | 536 | 510 | 10 |
| Alpine Township, Precinct 3 | 978 | 936 | 19 |
| Alpine Township, Precinct 4 | 770 | 658 | 17 |
| Alpine Township, Precinct 5 | 433 | 403 | 10 |
| Alpine Township, Precinct 6 | 354 | 377 | 25 |
| Bowne Township, Precinct 1 | 977 | 1,061 | 14 |
| Byron Township, Precinct 1 | 1,072 | 983 | 18 |
| Byron Township, Precinct 2 | 1,247 | 1,254 | 7 |
| Byron Township, Precinct 3 | 649 | 650 | 25 |
| Byron Township, Precinct 4 | 907 | 939 | 9 |
| Byron Township, Precinct 5 | 1,069 | 977 | 5 |
| Byron Township, Precinct 6 | 630 | 664 | 4 |
| Byron Township, Precinct 7 | 951 | 878 | 9 |
| Byron Township, Precinct 8 | 916 | 975 | 13 |
| Caledonia Township, Precinct 1 | 457 | 445 | 7 |
| Caledonia Township, Precinct 2 | 891 | 934 | 11 |
| Caledonia Township, Precinct 3 | 942 | 898 | 9 |
| Caledonia Township, Precinct 4 | 543 | 562 | 10 |
| Caledonia Township, Precinct 5 | 996 | 944 | 13 |
| Caledonia Township, Precinct 6 | 768 | 842 | 13 |
| Cannon Township, Precinct 1 | 878 | 856 | 13 |
| Cannon Township, Precinct 2 | 782 | 804 | 16 |

| | | | |
|---|---|---|---|
| Cannon Township, Precinct 3 | 713 | 676 | 13 |
| Cannon Township, Precinct 4 | 981 | 1,027 | 14 |
| Cannon Township, Precinct 5 | 732 | 681 | 13 |
| Cannon Township, Precinct 6 | 782 | 807 | 4 |
| Cascade Charter Township, Precinct 1 | 657 | 638 | 0 |
| Cascade Charter Township, Precinct 2 | 774 | 802 | 6 |
| Cascade Charter Township, Precinct 3 | 524 | 516 | 9 |
| Cascade Charter Township, Precinct 4 | 733 | 781 | 14 |
| Cascade Charter Township, Precinct 5 | 1,110 | 1,067 | 7 |
| Cascade Charter Township, Precinct 6 | 675 | 693 | 6 |
| Cascade Charter Township, Precinct 7 | 487 | 504 | 4 |
| Cascade Charter Township, Precinct 8 | 593 | 657 | 9 |
| Cascade Charter Township, Precinct 9 | 667 | 670 | 6 |
| Cascade Charter Township, Precinct 10 | 559 | 605 | 8 |
| Cedar Springs, Precinct 1 | 685 | 649 | 12 |
| East Grand Rapids, Ward 1, Precinct 1 | 630 | 740 | 2 |
| East Grand Rapids, Ward 1, Precinct 2 | 631 | 736 | 4 |
| East Grand Rapids, Ward 2, Precinct 3 | 593 | 713 | 5 |
| East Grand Rapids, Ward 2, Precinct 4 | 584 | 674 | 21 |
| East Grand Rapids, Ward 3, Precinct 5 | 575 | 719 | 3 |
| East Grand Rapids, Ward 3, Precinct 6 | 622 | 735 | 7 |
| Grand Rapids, Ward 1, Precinct 1 | 556 | 605 | 25 |
| Grand Rapids, Ward 1, Precinct 2 | 272 | 297 | 16 |
| Grand Rapids, Ward 1, Precinct 3 | 738 | 820 | 20 |
| Grand Rapids, Ward 1, Precinct 4 | 641 | 667 | 3 |
| Grand Rapids, Ward 1, Precinct 5 | 356 | 363 | 14 |
| Grand Rapids, Ward 1, Precinct 6 | 900 | 857 | 13 |
| Grand Rapids, Ward 1, Precinct 7 | 363 | 361 | 7 |
| Grand Rapids, Ward 1, Precinct 8 | 522 | 506 | 10 |
| Grand Rapids, Ward 1, Precinct 9 | 441 | 531 | 24 |
| Grand Rapids, Ward 1, Precinct 10 | 621 | 595 | 19 |
| Grand Rapids, Ward 1, Precinct 11 | 357 | 374 | 4 |
| Grand Rapids, Ward 1, Precinct 12 | 314 | 352 | 20 |
| Grand Rapids, Ward 1, Precinct 13 | 479 | 546 | 13 |
| Grand Rapids, Ward 1, Precinct 14 | 722 | 719 | 16 |
| Grand Rapids, Ward 1, Precinct 15 | 312 | 342 | 14 |
| Grand Rapids, Ward 1, Precinct 16 | 344 | 422 | 8 |
| Grand Rapids, Ward 1, Precinct 17 | 632 | 653 | 22 |
| Grand Rapids, Ward 1, Precinct 18 | 193 | 252 | 27 |
| Grand Rapids, Ward 1, Precinct 19 | 533 | 573 | 27 |
| Grand Rapids, Ward 1, Precinct 20 | 1,015 | 948 | 17 |
| Grand Rapids, Ward 1, Precinct 21 | 826 | 828 | 12 |
| Grand Rapids, Ward 1, Precinct 22 | 114 | 136 | 13 |
| Grand Rapids, Ward 1, Precinct 23 | 791 | 795 | 8 |
| Grand Rapids, Ward 1, Precinct 24 | 181 | 254 | 16 |
| Grand Rapids, Ward 2, Precinct 25 | 376 | 431 | 23 |
| Grand Rapids, Ward 2, Precinct 26 | 577 | 596 | 15 |
| Grand Rapids, Ward 2, Precinct 27 | 403 | 408 | 13 |
| Grand Rapids, Ward 2, Precinct 28 | 623 | 642 | 24 |
| Grand Rapids, Ward 2, Precinct 29 | 417 | 458 | 16 |
| Grand Rapids, Ward 2, Precinct 30 | 667 | 697 | 10 |
| Grand Rapids, Ward 2, Precinct 31 | 585 | 641 | 21 |
| Grand Rapids, Ward 2, Precinct 32 | 385 | 399 | 10 |
| Grand Rapids, Ward 2, Precinct 33 | 370 | 389 | 19 |
| Grand Rapids, Ward 2, Precinct 34 | 706 | 719 | 27 |
| Grand Rapids, Ward 2, Precinct 35 | 801 | 817 | 19 |
| Grand Rapids, Ward 2, Precinct 36 | 311 | 327 | 13 |
| Grand Rapids, Ward 2, Precinct 37 | 892 | 951 | 16 |
| Grand Rapids, Ward 2, Precinct 38 | 700 | 764 | 43 |
| Grand Rapids, Ward 2, Precinct 39 | 271 | 314 | 8 |
| Grand Rapids, Ward 2, Precinct 40 | 579 | 659 | 27 |
| Grand Rapids, Ward 2, Precinct 41 | 1,608 | 1,598 | 42 |
| Grand Rapids, Ward 2, Precinct 42 | 746 | 750 | 11 |
| Grand Rapids, Ward 2, Precinct 43 | 630 | 652 | 8 |
| Grand Rapids, Ward 2, Precinct 44 | 780 | 808 | 12 |
| Grand Rapids, Ward 2, Precinct 45 | 892 | 945 | 16 |
| Grand Rapids, Ward 2, Precinct 46 | 742 | 773 | 23 |
| Grand Rapids, Ward 2, Precinct 47 | 738 | 790 | 6 |
| Grand Rapids, Ward 2, Precinct 48 | 445 | 458 | 15 |
| Grand Rapids, Ward 2, Precinct 49 | 517 | 578 | 29 |
| Grand Rapids, Ward 2, Precinct 50 | 697 | 817 | 20 |
| Grand Rapids, Ward 3, Precinct 51 | 483 | 541 | 29 |
| Grand Rapids, Ward 3, Precinct 52 | 248 | 311 | 15 |
| Grand Rapids, Ward 3, Precinct 53 | 1,025 | 1,103 | 12 |
| Grand Rapids, Ward 3, Precinct 54 | 571 | 624 | 18 |
| Grand Rapids, Ward 3, Precinct 55 | 813 | 888 | 18 |
| Grand Rapids, Ward 3, Precinct 56 | 772 | 823 | 9 |
| Grand Rapids, Ward 3, Precinct 57 | 469 | 499 | 5 |
| Grand Rapids, Ward 3, Precinct 58 | 672 | 699 | 20 |
| Grand Rapids, Ward 3, Precinct 59 | 887 | 974 | 16 |
| Grand Rapids, Ward 3, Precinct 60 | 669 | 752 | 30 |

| | | | | | | | | | | | | |
|---|---|---|---|---|---|---|---|---|---|---|---|---|
| Grand Rapids, Ward 3, Precinct 61 | 301 | 323 | 6 | | | | | | | | | |
| Grand Rapids, Ward 3, Precinct 62 | 440 | 527 | 18 | | | | | | | | | |
| Grand Rapids, Ward 3, Precinct 63 | 460 | 553 | 10 | | | | | | | | | |
| Grand Rapids, Ward 3, Precinct 64 | 456 | 527 | 26 | | | | | | | | | |
| Grand Rapids, Ward 3, Precinct 65 | 525 | 587 | 22 | | | | | | | | | |
| Grand Rapids, Ward 3, Precinct 66 | 341 | 454 | 43 | | | | | | | | | |
| Grand Rapids, Ward 3, Precinct 67 | 494 | 602 | 36 | | | | | | | | | |
| Grand Rapids, Ward 3, Precinct 68 | 583 | 677 | 25 | | | | | | | | | |
| Grand Rapids, Ward 3, Precinct 69 | 560 | 595 | 10 | | | | | | | | | |
| Grand Rapids, Ward 3, Precinct 70 | 265 | 373 | 43 | | | | | | | | | |
| Grand Rapids, Ward 3, Precinct 71 | 463 | 519 | 33 | | | | | | | | | |
| Grand Rapids, Ward 3, Precinct 72 | 319 | 330 | 7 | | | | | | | | | |
| Grand Rapids, Ward 3, Precinct 73 | 405 | 436 | 14 | | | | | | | | | |
| Grand Rapids, Ward 3, Precinct 74 | 422 | 466 | 19 | | | | | | | | | |
| Grand Rapids, Ward 3, Precinct 75 | 314 | 350 | 12 | | | | | | | | | |
| Grand Rapids, Ward 3, Precinct 76 | 296 | 385 | 27 | | | | | | | | | |
| Grand Rapids, Ward 3, Precinct 77 | 514 | 548 | 12 | | | | | | | | | |
| Grandville, Precinct 1 | 654 | 611 | 15 | | | | | | | | | |
| Grandville, Precinct 2 | 723 | 757 | 14 | | | | | | | | | |
| Grandville, Precinct 3 | 840 | 800 | 15 | | | | | | | | | |
| Grandville, Precinct 4 | 932 | 963 | 6 | | | | | | | | | |
| Grandville, Precinct 5 | 943 | 893 | 18 | | | | | | | | | |
| Grandville, Precinct 6 | 666 | 720 | 16 | | | | | | | | | |
| Kentwood, Ward 1, Precinct 1 | 638 | 631 | 13 | | | | | | | | | |
| Kentwood, Ward 1, Precinct 2 | 1,049 | 1,060 | 32 | | | | | | | | | |
| Kentwood, Ward 1, Precinct 3 | 601 | 605 | 14 | | | | | | | | | |
| Kentwood, Ward 1, Precinct 4 | 354 | 402 | 15 | | | | | | | | | |
| Kentwood, Ward 1, Precinct 5 | 381 | 386 | 12 | | | | | | | | | |
| Kentwood, Ward 1, Precinct 6 | 636 | 697 | 10 | | | | | | | | | |
| Kentwood, Ward 1, Precinct 7 | 629 | 650 | 24 | | | | | | | | | |
| Kentwood, Ward 1, Precinct 8 | 971 | 1,025 | 22 | | | | | | | | | |
| Kentwood, Ward 1, Precinct 9 | 668 | 701 | 18 | | | | | | | | | |
| Kentwood, Ward 2, Precinct 10 | 809 | 860 | 9 | | | | | | | | | |
| Kentwood, Ward 2, Precinct 11 | 1,084 | 1,082 | 18 | | | | | | | | | |
| Kentwood, Ward 2, Precinct 12 | 518 | 573 | 21 | | | | | | | | | |
| Kentwood, Ward 2, Precinct 13 | 743 | 757 | 8 | | | | | | | | | |
| Kentwood, Ward 2, Precinct 14 | 297 | 325 | 3 | | | | | | | | | |
| Kentwood, Ward 2, Precinct 15 | 697 | 754 | 32 | | | | | | | | | |
| Kentwood, Ward 2, Precinct 16 | 1,067 | 1,102 | 26 | | | | | | | | | |
| Kentwood, Ward 2, Precinct 17 | 411 | 445 | 14 | | | | | | | | | |
| Kentwood, Ward 2, Precinct 18 | 531 | 600 | 17 | | | | | | | | | |
| Lowell, Precinct 1 | 602 | 595 | 11 | | | | | | | | | |
| Lowell, Precinct 2 | 409 | 447 | 5 | | | | | | | | | |
| Rockford, Precinct 1 | 740 | 692 | 5 | | | | | | | | | |
| Rockford, Precinct 2 | 946 | 993 | 17 | | | | | | | | | |
| Walker, Ward 1, Precinct 1 | 597 | 576 | 24 | | | | | | | | | |
| Walker, Ward 1, Precinct 2 | 747 | 729 | 6 | | | | | | | | | |
| Walker, Ward 1, Precinct 3 | 839 | 778 | 14 | | | | | | | | | |
| Walker, Ward 2, Precinct 4 | 922 | 867 | 4 | | | | | | | | | |
| Walker, Ward 2, Precinct 5 | 867 | 751 | 8 | | | | | | | | | |
| Walker, Ward 2, Precinct 6 | 719 | 694 | 9 | | | | | | | | | |
| Walker, Ward 3, Precinct 7 | 869 | 805 | 18 | | | | | | | | | |
| Walker, Ward 3, Precinct 8 | 737 | 771 | 5 | | | | | | | | | |
| Walker, Ward 3, Precinct 9 | 802 | 797 | 19 | | | | | | | | | |
| Wyoming, Ward 1, Precinct 1 | 531 | 569 | 17 | | | | | | | | | |
| Wyoming, Ward 1, Precinct 2 | 316 | 330 | 7 | | | | | | | | | |
| Wyoming, Ward 1, Precinct 3 | 518 | 570 | 23 | | | | | | | | | |
| Wyoming, Ward 1, Precinct 4 | 652 | 624 | 16 | | | | | | | | | |
| Wyoming, Ward 1, Precinct 5 | 598 | 622 | 16 | | | | | | | | | |
| Wyoming, Ward 1, Precinct 6 | 467 | 452 | 21 | | | | | | | | | |
| Wyoming, Ward 1, Precinct 7 | 691 | 724 | 15 | | | | | | | | | |
| Wyoming, Ward 1, Precinct 8 | 337 | 324 | 7 | | | | | | | | | |
| Wyoming, Ward 1, Precinct 9 | 603 | 654 | 23 | | | | | | | | | |
| Wyoming, Ward 2, Precinct 10 | 370 | 403 | 9 | | | | | | | | | |
| Wyoming, Ward 2, Precinct 11 | 302 | 322 | 20 | | | | | | | | | |
| Wyoming, Ward 2, Precinct 12 | 285 | 301 | 12 | | | | | | | | | |
| Wyoming, Ward 2, Precinct 13 | 489 | 538 | 14 | | | | | | | | | |
| Wyoming, Ward 2, Precinct 14 | 435 | 395 | 9 | | | | | | | | | |
| Wyoming, Ward 2, Precinct 15 | 306 | 316 | 18 | | | | | | | | | |
| Wyoming, Ward 2, Precinct 16 | 456 | 452 | 13 | | | | | | | | | |
| Wyoming, Ward 2, Precinct 17 | 412 | 484 | 33 | | | | | | | | | |
| Wyoming, Ward 2, Precinct 18 | 420 | 386 | 17 | | | | | | | | | |
| Wyoming, Ward 2, Precinct 19 | 592 | 626 | 33 | | | | | | | | | |
| Wyoming, Ward 2, Precinct 20 | 615 | 609 | 28 | | | | | | | | | |
| Wyoming, Ward 3, Precinct 21 | 715 | 760 | 33 | | | | | | | | | |
| Wyoming, Ward 3, Precinct 22 | 473 | 454 | 16 | | | | | | | | | |
| Wyoming, Ward 3, Precinct 23 | 596 | 625 | 29 | | | | | | | | | |
| Wyoming, Ward 3, Precinct 24 | 719 | 702 | 17 | | | | | | | | | |
| Wyoming, Ward 3, Precinct 25 | 672 | 689 | 23 | | | | | | | | | |
| Wyoming, Ward 3, Precinct 26 | 483 | 466 | 20 | | | | | | | | | |
| Wyoming, Ward 3, Precinct 27 | 426 | 448 | 15 | | | | | | | | | |

| | | | | | | | | | | | | |
|---|---|---|---|---|---|---|---|---|---|---|---|---|
| Wyoming, Ward 3, Precinct 28 | 838 | 814 | 26 | | | | | | | | | |
| Wyoming, Ward 3, Precinct 29 | 646 | 697 | 20 | | | | | | | | | |
| Wyoming, Ward 3, Precinct 30 | 890 | 802 | 22 | | | | | | | | | |
| Courtland Township, Precinct 1 | 815 | 823 | 16 | | | | | | | | | |
| Courtland Township, Precinct 2 | 929 | 824 | 19 | | | | | | | | | |
| Courtland Township, Precinct 3 | 803 | 835 | 23 | | | | | | | | | |
| Gaines Charter Township, Precinct 1 | 926 | 877 | 17 | | | | | | | | | |
| Gaines Charter Township, Precinct 2 | 626 | 669 | 21 | | | | | | | | | |
| Gaines Charter Township, Precinct 3 | 817 | 743 | 32 | | | | | | | | | |
| Gaines Charter Township, Precinct 4 | 686 | 750 | 56 | | | | | | | | | |
| Gaines Charter Township, Precinct 5 | 546 | 547 | 40 | | | | | | | | | |
| Gaines Charter Township, Precinct 6 | 854 | 902 | 25 | | | | | | | | | |
| Gaines Charter Township, Precinct 7 | 1,221 | 1,116 | 22 | | | | | | | | | |
| Gaines Charter Township, Precinct 8 | 898 | 951 | 17 | | | | | | | | | |
| Gaines Charter Township, Precinct 9 | 696 | 711 | 32 | | | | | | | | | |
| Grand Rapids Charter Township, Precinct 1 | 604 | 666 | 10 | | | | | | | | | |
| Grand Rapids Charter Township, Precinct 2 | 456 | 430 | 12 | | | | | | | | | |
| Grand Rapids Charter Township, Precinct 3 | 798 | 866 | 13 | | | | | | | | | |
| Grand Rapids Charter Township, Precinct 4 | 775 | 782 | 19 | | | | | | | | | |
| Grand Rapids Charter Township, Precinct 5 | 768 | 804 | 19 | | | | | | | | | |
| Grand Rapids Charter Township, Precinct 6 | 742 | 723 | 23 | | | | | | | | | |
| Grand Rapids Charter Township, Precinct 7 | 351 | 379 | 12 | | | | | | | | | |
| Grand Rapids Charter Township, Precinct 8 | 760 | 762 | 27 | | | | | | | | | |
| Grand Rapids Charter Township, Precinct 9 | 529 | 538 | 11 | | | | | | | | | |
| Grattan Township, Precinct 1 | 637 | 574 | 7 | | | | | | | | | |
| Grattan Township, Precinct 2 | 638 | 691 | 8 | | | | | | | | | |
| Lowell Charter Township, Precinct 1 | 991 | 957 | 8 | | | | | | | | | |
| Lowell Charter Township, Precinct 2 | 783 | 823 | 23 | | | | | | | | | |
| Nelson Township, Precinct 1 | 655 | 592 | 22 | | | | | | | | | |
| Nelson Township, Precinct 2 | 537 | 565 | 25 | | | | | | | | | |
| Oakfield Township, Precinct 1 | 617 | 584 | 14 | | | | | | | | | |
| Oakfield Township, Precinct 2 | 631 | 681 | 18 | | | | | | | | | |
| Oakfield Township, Precinct 3 | 491 | 458 | 18 | | | | | | | | | |
| Plainfield Charter Township, Precinct 1 | 1,137 | 1,098 | 21 | | | | | | | | | |
| Plainfield Charter Township, Precinct 2 | 893 | 823 | 26 | | | | | | | | | |
| Plainfield Charter Township, Precinct 3 | 720 | 741 | 22 | | | | | | | | | |
| Plainfield Charter Township, Precinct 4 | 900 | 861 | 27 | | | | | | | | | |
| Plainfield Charter Township, Precinct 5 | 851 | 844 | 21 | | | | | | | | | |
| Plainfield Charter Township, Precinct 6 | 1,282 | 1,204 | 27 | | | | | | | | | |
| Plainfield Charter Township, Precinct 7 | 1,247 | 1,301 | 18 | | | | | | | | | |
| Plainfield Charter Township, Precinct 8 | 1,177 | 1,119 | 32 | | | | | | | | | |
| Plainfield Charter Township, Precinct 9 | 972 | 1,007 | 13 | | | | | | | | | |
| Plainfield Charter Township, Precinct 10 | 821 | 750 | 18 | | | | | | | | | |
| Plainfield Charter Township, Precinct 11 | 791 | 795 | 17 | | | | | | | | | |
| Solon Township, Precinct 1 | 707 | 649 | 18 | | | | | | | | | |
| Solon Township, Precinct 2 | 953 | 993 | 13 | | | | | | | | | |
| Sparta Township, Precinct 1 | 1,011 | 944 | 25 | | | | | | | | | |
| Sparta Township, Precinct 2 | 533 | 555 | 6 | | | | | | | | | |
| Sparta Township, Precinct 3 | 731 | 665 | 5 | | | | | | | | | |
| Spencer Township, Precinct 1 | 1,053 | 1,094 | 29 | | | | | | | | | |
| Tyrone Township, Precinct 1 | 681 | 604 | 16 | | | | | | | | | |
| Tyrone Township, Precinct 2 | 513 | 511 | 11 | | | | | | | | | |
| Vergennes Township, Precinct 1 | 820 | 773 | 10 | | | | | | | | | |
| Vergennes Township, Precinct 2 | **662** | **717** | **21** | | | | | | | | | |
| Total | 165,193 | 169,095 | 4,037 | | | | | | | | | |
| | | | | | | | | | | | | |
| | | | | | | | | | | | | |
| **Judge of 17th Circuit Ct., Non-Incumbent (Vote for 2)** | | | | | | | | | | | | |
| Precinct | Curt Benson | Alida Bryant | Christina Elmore | Scott A. Noto | Write-in | | | | | | | |
| Ada Township, Precinct 1 | 367 | 277 | 278 | 280 | 1 | | | | | | | |
| Ada Township, Precinct 2 | 500 | 433 | 531 | 482 | 12 | | | | | | | |
| Ada Township, Precinct 3 | 335 | 209 | 358 | 309 | 14 | | | | | | | |
| Ada Township, Precinct 4 | 294 | 176 | 233 | 299 | 3 | | | | | | | |
| Ada Township, Precinct 5 | 606 | 347 | 393 | 448 | 13 | | | | | | | |
| Ada Township, Precinct 6 | 199 | 153 | 201 | 208 | 4 | | | | | | | |
| Ada Township, Precinct 7 | 290 | 187 | 296 | 271 | 5 | | | | | | | |
| Ada Township, Precinct 8 | 321 | 191 | 251 | 283 | 4 | | | | | | | |
| Algoma Township, Precinct 1 | 383 | 193 | 212 | 287 | 4 | | | | | | | |
| Algoma Township, Precinct 2 | 380 | 214 | 300 | 375 | 8 | | | | | | | |
| Algoma Township, Precinct 3 | 437 | 215 | 359 | 419 | 14 | | | | | | | |
| Algoma Township, Precinct 4 | 394 | 263 | 306 | 354 | 0 | | | | | | | |
| Algoma Township, Precinct 5 | 563 | 342 | 396 | 413 | 2 | | | | | | | |
| Alpine Township, Precinct 1 | 259 | 179 | 217 | 223 | 5 | | | | | | | |
| Alpine Township, Precinct 2 | 318 | 234 | 362 | 234 | 4 | | | | | | | |
| Alpine Township, Precinct 3 | 646 | 412 | 477 | 507 | 21 | | | | | | | |
| Alpine Township, Precinct 4 | 535 | 326 | 343 | 332 | 18 | | | | | | | |
| Alpine Township, Precinct 5 | 274 | 177 | 218 | 233 | 9 | | | | | | | |
| Alpine Township, Precinct 6 | 160 | 226 | 305 | 140 | 21 | | | | | | | |

| | | | | | | | | | | | | |
|---|---|---|---|---|---|---|---|---|---|---|---|---|
| Bowne Township, Precinct 1 | 692 | 324 | 364 | 789 | 14 | | | | | | | |
| Byron Township, Precinct 1 | 804 | 340 | 349 | 687 | 23 | | | | | | | |
| Byron Township, Precinct 2 | 808 | 422 | 536 | 841 | 12 | | | | | | | |
| Byron Township, Precinct 3 | 366 | 288 | 447 | 348 | 26 | | | | | | | |
| Byron Township, Precinct 4 | 680 | 256 | 273 | 766 | 2 | | | | | | | |
| Byron Township, Precinct 5 | 807 | 321 | 358 | 681 | 11 | | | | | | | |
| Byron Township, Precinct 6 | 392 | 246 | 326 | 434 | 6 | | | | | | | |
| Byron Township, Precinct 7 | 543 | 271 | 503 | 610 | 8 | | | | | | | |
| Byron Township, Precinct 8 | 625 | 390 | 454 | 600 | 12 | | | | | | | |
| Caledonia Township, Precinct 1 | 313 | 210 | 214 | 232 | 7 | | | | | | | |
| Caledonia Township, Precinct 2 | 531 | 404 | 441 | 550 | 11 | | | | | | | |
| Caledonia Township, Precinct 3 | 574 | 292 | 474 | 643 | 12 | | | | | | | |
| Caledonia Township, Precinct 4 | 370 | 215 | 249 | 378 | 10 | | | | | | | |
| Caledonia Township, Precinct 5 | 679 | 386 | 418 | 574 | 13 | | | | | | | |
| Caledonia Township, Precinct 6 | 452 | 387 | 453 | 454 | 14 | | | | | | | |
| Cannon Township, Precinct 1 | 543 | 308 | 520 | 504 | 9 | | | | | | | |
| Cannon Township, Precinct 2 | 586 | 320 | 385 | 521 | 16 | | | | | | | |
| Cannon Township, Precinct 3 | 480 | 299 | 323 | 380 | 10 | | | | | | | |
| Cannon Township, Precinct 4 | 649 | 425 | 522 | 569 | 14 | | | | | | | |
| Cannon Township, Precinct 5 | 466 | 229 | 409 | 419 | 14 | | | | | | | |
| Cannon Township, Precinct 6 | 574 | 299 | 332 | 508 | 10 | | | | | | | |
| Cascade Charter Township, Precinct 1 | 462 | 271 | 336 | 353 | 1 | | | | | | | |
| Cascade Charter Township, Precinct 2 | 435 | 329 | 424 | 496 | 10 | | | | | | | |
| Cascade Charter Township, Precinct 3 | 293 | 212 | 326 | 318 | 7 | | | | | | | |
| Cascade Charter Township, Precinct 4 | 483 | 332 | 397 | 538 | 7 | | | | | | | |
| Cascade Charter Township, Precinct 5 | 732 | 455 | 555 | 657 | 12 | | | | | | | |
| Cascade Charter Township, Precinct 6 | 387 | 346 | 408 | 385 | 6 | | | | | | | |
| Cascade Charter Township, Precinct 7 | 297 | 164 | 295 | 351 | 4 | | | | | | | |
| Cascade Charter Township, Precinct 8 | 392 | 294 | 344 | 421 | 6 | | | | | | | |
| Cascade Charter Township, Precinct 9 | 435 | 275 | 326 | 412 | 4 | | | | | | | |
| Cascade Charter Township, Precinct 10 | 323 | 251 | 311 | 369 | 8 | | | | | | | |
| Cedar Springs, Precinct 1 | 406 | 232 | 399 | 378 | 12 | | | | | | | |
| East Grand Rapids, Ward 1, Precinct 1 | 370 | 418 | 521 | 278 | 2 | | | | | | | |
| East Grand Rapids, Ward 1, Precinct 2 | 403 | 388 | 465 | 275 | 6 | | | | | | | |
| East Grand Rapids, Ward 2, Precinct 3 | 328 | 409 | 466 | 297 | 13 | | | | | | | |
| East Grand Rapids, Ward 2, Precinct 4 | 291 | 346 | 479 | 287 | 10 | | | | | | | |
| East Grand Rapids, Ward 3, Precinct 5 | 350 | 381 | 423 | 286 | 7 | | | | | | | |
| East Grand Rapids, Ward 3, Precinct 6 | 348 | 445 | 480 | 223 | 4 | | | | | | | |
| Grand Rapids, Ward 1, Precinct 1 | 265 | 391 | 447 | 237 | 26 | | | | | | | |
| Grand Rapids, Ward 1, Precinct 2 | 124 | 188 | 228 | 123 | 10 | | | | | | | |
| Grand Rapids, Ward 1, Precinct 3 | 450 | 556 | 550 | 314 | 13 | | | | | | | |
| Grand Rapids, Ward 1, Precinct 4 | 345 | 526 | 498 | 174 | 6 | | | | | | | |
| Grand Rapids, Ward 1, Precinct 5 | 141 | 259 | 285 | 148 | 17 | | | | | | | |
| Grand Rapids, Ward 1, Precinct 6 | 494 | 362 | 577 | 515 | 13 | | | | | | | |
| Grand Rapids, Ward 1, Precinct 7 | 248 | 160 | 180 | 211 | 9 | | | | | | | |
| Grand Rapids, Ward 1, Precinct 8 | 327 | 302 | 325 | 272 | 12 | | | | | | | |
| Grand Rapids, Ward 1, Precinct 9 | 201 | 358 | 423 | 142 | 14 | | | | | | | |
| Grand Rapids, Ward 1, Precinct 10 | 367 | 316 | 429 | 317 | 12 | | | | | | | |
| Grand Rapids, Ward 1, Precinct 11 | 270 | 189 | 185 | 242 | 7 | | | | | | | |
| Grand Rapids, Ward 1, Precinct 12 | 159 | 266 | 281 | 134 | 14 | | | | | | | |
| Grand Rapids, Ward 1, Precinct 13 | 218 | 323 | 412 | 217 | 20 | | | | | | | |
| Grand Rapids, Ward 1, Precinct 14 | 378 | 409 | 515 | 342 | 15 | | | | | | | |
| Grand Rapids, Ward 1, Precinct 15 | 168 | 263 | 224 | 103 | 9 | | | | | | | |
| Grand Rapids, Ward 1, Precinct 16 | 189 | 279 | 264 | 118 | 12 | | | | | | | |
| Grand Rapids, Ward 1, Precinct 17 | 321 | 416 | 448 | 292 | 20 | | | | | | | |
| Grand Rapids, Ward 1, Precinct 18 | 95 | 166 | 213 | 68 | 24 | | | | | | | |
| Grand Rapids, Ward 1, Precinct 19 | 313 | 338 | 366 | 255 | 27 | | | | | | | |
| Grand Rapids, Ward 1, Precinct 20 | 721 | 499 | 448 | 501 | 25 | | | | | | | |
| Grand Rapids, Ward 1, Precinct 21 | 508 | 371 | 428 | 547 | 15 | | | | | | | |
| Grand Rapids, Ward 1, Precinct 22 | 50 | 95 | 94 | 49 | 10 | | | | | | | |
| Grand Rapids, Ward 1, Precinct 23 | 572 | 326 | 348 | 545 | 8 | | | | | | | |
| Grand Rapids, Ward 1, Precinct 24 | 114 | 207 | 204 | 56 | 5 | | | | | | | |
| Grand Rapids, Ward 2, Precinct 25 | 155 | 346 | 365 | 132 | 12 | | | | | | | |
| Grand Rapids, Ward 2, Precinct 26 | 306 | 342 | 410 | 266 | 11 | | | | | | | |
| Grand Rapids, Ward 2, Precinct 27 | 249 | 273 | 248 | 191 | 8 | | | | | | | |
| Grand Rapids, Ward 2, Precinct 28 | 393 | 470 | 432 | 225 | 17 | | | | | | | |
| Grand Rapids, Ward 2, Precinct 29 | 194 | 332 | 357 | 173 | 11 | | | | | | | |
| Grand Rapids, Ward 2, Precinct 30 | 381 | 448 | 537 | 291 | 5 | | | | | | | |
| Grand Rapids, Ward 2, Precinct 31 | 344 | 447 | 469 | 255 | 14 | | | | | | | |
| Grand Rapids, Ward 2, Precinct 32 | 196 | 302 | 295 | 122 | 7 | | | | | | | |
| Grand Rapids, Ward 2, Precinct 33 | 167 | 328 | 331 | 135 | 11 | | | | | | | |
| Grand Rapids, Ward 2, Precinct 34 | 401 | 439 | 542 | 270 | 24 | | | | | | | |
| Grand Rapids, Ward 2, Precinct 35 | 543 | 447 | 485 | 430 | 18 | | | | | | | |
| Grand Rapids, Ward 2, Precinct 36 | 194 | 189 | 200 | 119 | 13 | | | | | | | |
| Grand Rapids, Ward 2, Precinct 37 | 500 | 585 | 626 | 439 | 23 | | | | | | | |
| Grand Rapids, Ward 2, Precinct 38 | 332 | 496 | 627 | 256 | 40 | | | | | | | |
| Grand Rapids, Ward 2, Precinct 39 | 139 | 271 | 272 | 75 | 5 | | | | | | | |
| Grand Rapids, Ward 2, Precinct 40 | 269 | 584 | 537 | 152 | 22 | | | | | | | |
| Grand Rapids, Ward 2, Precinct 41 | 803 | 980 | 1,044 | 704 | 46 | | | | | | | |
| Grand Rapids, Ward 2, Precinct 42 | 425 | 454 | 553 | 345 | 6 | | | | | | | |
| Grand Rapids, Ward 2, Precinct 43 | 387 | 375 | 392 | 309 | 10 | | | | | | | |

| | | | | | |
|---|---|---|---|---|---|
| Grand Rapids, Ward 2, Precinct 44 | 553 | 462 | 448 | 324 | 8 |
| Grand Rapids, Ward 2, Precinct 45 | 595 | 466 | 525 | 470 | 11 |
| Grand Rapids, Ward 2, Precinct 46 | 439 | 382 | 509 | 366 | 22 |
| Grand Rapids, Ward 2, Precinct 47 | 484 | 441 | 471 | 422 | 9 |
| Grand Rapids, Ward 2, Precinct 48 | 224 | 388 | 345 | 139 | 13 |
| Grand Rapids, Ward 2, Precinct 49 | 219 | 476 | 509 | 188 | 23 |
| Grand Rapids, Ward 2, Precinct 50 | 333 | 629 | 718 | 190 | 21 |
| Grand Rapids, Ward 3, Precinct 51 | 282 | 358 | 325 | 232 | 17 |
| Grand Rapids, Ward 3, Precinct 52 | 106 | 298 | 259 | 54 | 8 |
| Grand Rapids, Ward 3, Precinct 53 | 589 | 591 | 610 | 539 | 13 |
| Grand Rapids, Ward 3, Precinct 54 | 360 | 256 | 404 | 369 | 13 |
| Grand Rapids, Ward 3, Precinct 55 | 518 | 474 | 556 | 417 | 19 |
| Grand Rapids, Ward 3, Precinct 56 | 517 | 516 | 495 | 300 | 9 |
| Grand Rapids, Ward 3, Precinct 57 | 244 | 299 | 364 | 198 | 5 |
| Grand Rapids, Ward 3, Precinct 58 | 396 | 365 | 471 | 323 | 13 |
| Grand Rapids, Ward 3, Precinct 59 | 522 | 644 | 663 | 386 | 12 |
| Grand Rapids, Ward 3, Precinct 60 | 353 | 657 | 655 | 156 | 18 |
| Grand Rapids, Ward 3, Precinct 61 | 144 | 234 | 258 | 96 | 10 |
| Grand Rapids, Ward 3, Precinct 62 | 244 | 345 | 431 | 147 | 16 |
| Grand Rapids, Ward 3, Precinct 63 | 252 | 426 | 407 | 126 | 10 |
| Grand Rapids, Ward 3, Precinct 64 | 241 | 359 | 363 | 177 | 18 |
| Grand Rapids, Ward 3, Precinct 65 | 249 | 385 | 447 | 227 | 11 |
| Grand Rapids, Ward 3, Precinct 66 | 174 | 391 | 369 | 90 | 26 |
| Grand Rapids, Ward 3, Precinct 67 | 256 | 492 | 513 | 95 | 19 |
| Grand Rapids, Ward 3, Precinct 68 | 315 | 568 | 517 | 134 | 16 |
| Grand Rapids, Ward 3, Precinct 69 | 323 | 301 | 379 | 322 | 3 |
| Grand Rapids, Ward 3, Precinct 70 | 158 | 291 | 309 | 67 | 28 |
| Grand Rapids, Ward 3, Precinct 71 | 239 | 450 | 412 | 161 | 23 |
| Grand Rapids, Ward 3, Precinct 72 | 173 | 272 | 233 | 85 | 4 |
| Grand Rapids, Ward 3, Precinct 73 | 208 | 296 | 331 | 169 | 11 |
| Grand Rapids, Ward 3, Precinct 74 | 220 | 288 | 352 | 171 | 16 |
| Grand Rapids, Ward 3, Precinct 75 | 155 | 290 | 264 | 87 | 10 |
| Grand Rapids, Ward 3, Precinct 76 | 131 | 319 | 306 | 60 | 23 |
| Grand Rapids, Ward 3, Precinct 77 | 257 | 358 | 405 | 200 | 11 |
| Grandville, Precinct 1 | 331 | 239 | 410 | 342 | 14 |
| Grandville, Precinct 2 | 457 | 327 | 371 | 428 | 16 |
| Grandville, Precinct 3 | 589 | 375 | 400 | 412 | 15 |
| Grandville, Precinct 4 | 557 | 390 | 502 | 544 | 2 |
| Grandville, Precinct 5 | 549 | 303 | 526 | 559 | 28 |
| Grandville, Precinct 6 | 486 | 246 | 282 | 488 | 14 |
| Kentwood, Ward 1, Precinct 1 | 433 | 360 | 333 | 292 | 11 |
| Kentwood, Ward 1, Precinct 2 | 557 | 593 | 710 | 542 | 24 |
| Kentwood, Ward 1, Precinct 3 | 311 | 270 | 396 | 352 | 10 |
| Kentwood, Ward 1, Precinct 4 | 210 | 224 | 224 | 190 | 9 |
| Kentwood, Ward 1, Precinct 5 | 252 | 195 | 186 | 184 | 8 |
| Kentwood, Ward 1, Precinct 6 | 360 | 375 | 419 | 331 | 8 |
| Kentwood, Ward 1, Precinct 7 | 331 | 336 | 457 | 309 | 20 |
| Kentwood, Ward 1, Precinct 8 | 601 | 499 | 557 | 586 | 15 |
| Kentwood, Ward 1, Precinct 9 | 414 | 402 | 447 | 284 | 10 |
| Kentwood, Ward 2, Precinct 10 | 402 | 473 | 544 | 465 | 17 |
| Kentwood, Ward 2, Precinct 11 | 514 | 546 | 728 | 579 | 24 |
| Kentwood, Ward 2, Precinct 12 | 277 | 348 | 352 | 252 | 16 |
| Kentwood, Ward 2, Precinct 13 | 488 | 411 | 384 | 329 | 8 |
| Kentwood, Ward 2, Precinct 14 | 167 | 165 | 204 | 181 | 4 |
| Kentwood, Ward 2, Precinct 15 | 362 | 450 | 545 | 317 | 27 |
| Kentwood, Ward 2, Precinct 16 | 651 | 523 | 585 | 645 | 19 |
| Kentwood, Ward 2, Precinct 17 | 252 | 288 | 298 | 146 | 10 |
| Kentwood, Ward 2, Precinct 18 | 239 | 369 | 422 | 236 | 17 |
| Lowell, Precinct 1 | 332 | 276 | 401 | 274 | 17 |
| Lowell, Precinct 2 | 288 | 204 | 210 | 246 | 6 |
| Rockford, Precinct 1 | 496 | 360 | 359 | 371 | 5 |
| Rockford, Precinct 2 | 536 | 494 | 559 | 529 | 23 |
| Walker, Ward 1, Precinct 1 | 310 | 304 | 409 | 290 | 20 |
| Walker, Ward 1, Precinct 2 | 508 | 306 | 365 | 465 | 6 |
| Walker, Ward 1, Precinct 3 | 545 | 389 | 458 | 414 | 14 |
| Walker, Ward 2, Precinct 4 | 523 | 398 | 449 | 579 | 8 |
| Walker, Ward 2, Precinct 5 | 556 | 257 | 420 | 580 | 10 |
| Walker, Ward 2, Precinct 6 | 478 | 291 | 336 | 464 | 5 |
| Walker, Ward 3, Precinct 7 | 586 | 370 | 398 | 460 | 22 |
| Walker, Ward 3, Precinct 8 | 479 | 314 | 347 | 468 | 7 |
| Walker, Ward 3, Precinct 9 | 448 | 311 | 473 | 429 | 23 |
| Wyoming, Ward 1, Precinct 1 | 301 | 311 | 328 | 280 | 11 |
| Wyoming, Ward 1, Precinct 2 | 198 | 180 | 200 | 132 | 6 |
| Wyoming, Ward 1, Precinct 3 | 263 | 292 | 364 | 252 | 18 |
| Wyoming, Ward 1, Precinct 4 | 333 | 255 | 410 | 392 | 13 |
| Wyoming, Ward 1, Precinct 5 | 354 | 305 | 322 | 369 | 20 |
| Wyoming, Ward 1, Precinct 6 | 283 | 277 | 285 | 180 | 16 |
| Wyoming, Ward 1, Precinct 7 | 427 | 319 | 372 | 399 | 17 |
| Wyoming, Ward 1, Precinct 8 | 161 | 141 | 236 | 166 | 4 |
| Wyoming, Ward 1, Precinct 9 | 358 | 375 | 364 | 338 | 15 |
| Wyoming, Ward 2, Precinct 10 | 220 | 244 | 244 | 153 | 5 |

| | | | | | | | | | | | | | |
|---|---|---|---|---|---|---|---|---|---|---|---|---|---|
| Wyoming, Ward 2, Precinct 11 | 148 | 195 | 227 | 155 | 13 | | | | | | | | |
| Wyoming, Ward 2, Precinct 12 | 140 | 153 | 235 | 135 | 11 | | | | | | | | |
| Wyoming, Ward 2, Precinct 13 | 286 | 277 | 289 | 274 | 14 | | | | | | | | |
| Wyoming, Ward 2, Precinct 14 | 270 | 222 | 213 | 214 | 9 | | | | | | | | |
| Wyoming, Ward 2, Precinct 15 | 153 | 186 | 211 | 159 | 14 | | | | | | | | |
| Wyoming, Ward 2, Precinct 16 | 247 | 181 | 256 | 281 | 10 | | | | | | | | |
| Wyoming, Ward 2, Precinct 17 | 266 | 274 | 265 | 216 | 31 | | | | | | | | |
| Wyoming, Ward 2, Precinct 18 | 268 | 201 | 210 | 187 | 14 | | | | | | | | |
| Wyoming, Ward 2, Precinct 19 | 335 | 346 | 390 | 309 | 28 | | | | | | | | |
| Wyoming, Ward 2, Precinct 20 | 309 | 246 | 401 | 365 | 25 | | | | | | | | |
| Wyoming, Ward 3, Precinct 21 | 446 | 353 | 358 | 465 | 19 | | | | | | | | |
| Wyoming, Ward 3, Precinct 22 | 311 | 241 | 235 | 244 | 9 | | | | | | | | |
| Wyoming, Ward 3, Precinct 23 | 266 | 353 | 423 | 280 | 28 | | | | | | | | |
| Wyoming, Ward 3, Precinct 24 | 400 | 297 | 455 | 430 | 15 | | | | | | | | |
| Wyoming, Ward 3, Precinct 25 | 483 | 265 | 302 | 471 | 15 | | | | | | | | |
| Wyoming, Ward 3, Precinct 26 | 308 | 231 | 250 | 286 | 17 | | | | | | | | |
| Wyoming, Ward 3, Precinct 27 | 227 | 225 | 258 | 273 | 10 | | | | | | | | |
| Wyoming, Ward 3, Precinct 28 | 495 | 289 | 477 | 514 | 19 | | | | | | | | |
| Wyoming, Ward 3, Precinct 29 | 420 | 277 | 316 | 425 | 22 | | | | | | | | |
| Wyoming, Ward 3, Precinct 30 | 618 | 340 | 379 | 457 | 22 | | | | | | | | |
| Courtland Township, Precinct 1 | 542 | 355 | 432 | 505 | 12 | | | | | | | | |
| Courtland Township, Precinct 2 | 547 | 259 | 482 | 596 | 22 | | | | | | | | |
| Courtland Township, Precinct 3 | 628 | 298 | 386 | 533 | 11 | | | | | | | | |
| Gaines Charter Township, Precinct 1 | 674 | 304 | 336 | 626 | 17 | | | | | | | | |
| Gaines Charter Township, Precinct 2 | 350 | 322 | 384 | 357 | 17 | | | | | | | | |
| Gaines Charter Township, Precinct 3 | 464 | 256 | 421 | 510 | 28 | | | | | | | | |
| Gaines Charter Township, Precinct 4 | 430 | 371 | 415 | 377 | 24 | | | | | | | | |
| Gaines Charter Township, Precinct 5 | 306 | 348 | 352 | 206 | 29 | | | | | | | | |
| Gaines Charter Township, Precinct 6 | 490 | 351 | 438 | 538 | 14 | | | | | | | | |
| Gaines Charter Township, Precinct 7 | 735 | 368 | 596 | 770 | 18 | | | | | | | | |
| Gaines Charter Township, Precinct 8 | 619 | 347 | 368 | 654 | 25 | | | | | | | | |
| Gaines Charter Township, Precinct 9 | 440 | 361 | 418 | 321 | 24 | | | | | | | | |
| Grand Rapids Charter Township, Precinct 1 | 360 | 325 | 376 | 343 | 7 | | | | | | | | |
| Grand Rapids Charter Township, Precinct 2 | 261 | 180 | 281 | 239 | 7 | | | | | | | | |
| Grand Rapids Charter Township, Precinct 3 | 568 | 408 | 429 | 461 | 7 | | | | | | | | |
| Grand Rapids Charter Township, Precinct 4 | 504 | 395 | 475 | 351 | 28 | | | | | | | | |
| Grand Rapids Charter Township, Precinct 5 | 472 | 429 | 486 | 399 | 16 | | | | | | | | |
| Grand Rapids Charter Township, Precinct 6 | 465 | 353 | 491 | 379 | 16 | | | | | | | | |
| Grand Rapids Charter Township, Precinct 7 | 253 | 168 | 197 | 202 | 9 | | | | | | | | |
| Grand Rapids Charter Township, Precinct 8 | 536 | 394 | 445 | 372 | 13 | | | | | | | | |
| Grand Rapids Charter Township, Precinct 9 | 341 | 200 | 286 | 343 | 13 | | | | | | | | |
| Grattan Township, Precinct 1 | 398 | 197 | 349 | 378 | 4 | | | | | | | | |
| Grattan Township, Precinct 2 | 485 | 277 | 298 | 401 | 8 | | | | | | | | |
| Lowell Charter Township, Precinct 1 | 716 | 446 | 525 | 496 | 11 | | | | | | | | |
| Lowell Charter Township, Precinct 2 | 438 | 417 | 473 | 404 | 15 | | | | | | | | |
| Nelson Township, Precinct 1 | 414 | 253 | 361 | 359 | 22 | | | | | | | | |
| Nelson Township, Precinct 2 | 432 | 200 | 245 | 357 | 19 | | | | | | | | |
| Oakfield Township, Precinct 1 | 437 | 278 | 300 | 291 | 17 | | | | | | | | |
| Oakfield Township, Precinct 2 | 469 | 298 | 331 | 386 | 15 | | | | | | | | |
| Oakfield Township, Precinct 3 | 286 | 185 | 284 | 251 | 15 | | | | | | | | |
| Plainfield Charter Township, Precinct 1 | 779 | 494 | 547 | 690 | 18 | | | | | | | | |
| Plainfield Charter Township, Precinct 2 | 640 | 377 | 433 | 416 | 22 | | | | | | | | |
| Plainfield Charter Township, Precinct 3 | 432 | 423 | 465 | 335 | 19 | | | | | | | | |
| Plainfield Charter Township, Precinct 4 | 553 | 362 | 570 | 474 | 28 | | | | | | | | |
| Plainfield Charter Township, Precinct 5 | 565 | 404 | 491 | 455 | 23 | | | | | | | | |
| Plainfield Charter Township, Precinct 6 | 893 | 564 | 629 | 622 | 20 | | | | | | | | |
| Plainfield Charter Township, Precinct 7 | 822 | 518 | 703 | 726 | 18 | | | | | | | | |
| Plainfield Charter Township, Precinct 8 | 710 | 520 | 736 | 586 | 33 | | | | | | | | |
| Plainfield Charter Township, Precinct 9 | 673 | 437 | 483 | 577 | 11 | | | | | | | | |
| Plainfield Charter Township, Precinct 10 | 564 | 346 | 423 | 398 | 17 | | | | | | | | |
| Plainfield Charter Township, Precinct 11 | 500 | 360 | 471 | 424 | 17 | | | | | | | | |
| Solon Township, Precinct 1 | 417 | 208 | 432 | 360 | 14 | | | | | | | | |
| Solon Township, Precinct 2 | 722 | 327 | 427 | 616 | 11 | | | | | | | | |
| Sparta Township, Precinct 1 | 703 | 451 | 513 | 475 | 21 | | | | | | | | |
| Sparta Township, Precinct 2 | 366 | 247 | 282 | 303 | 4 | | | | | | | | |
| Sparta Township, Precinct 3 | 431 | 231 | 401 | 432 | 8 | | | | | | | | |
| Spencer Township, Precinct 1 | 741 | 420 | 454 | 664 | 26 | | | | | | | | |
| Tyrone Township, Precinct 1 | 501 | 262 | 269 | 316 | 21 | | | | | | | | |
| Tyrone Township, Precinct 2 | 307 | 214 | 279 | 277 | 12 | | | | | | | | |
| Vergennes Township, Precinct 1 | 523 | 272 | 436 | 499 | 14 | | | | | | | | |
| Vergennes Township, Precinct 2 | **465** | **290** | **316** | **422** | **27** | | | | | | | | |
| Total | 101,355 | 84,276 | 99,219 | 88,042 | 3,519 | | | | | | | | |
| | | | | | | | | | | | | | |
| | | | | | | | | | | | | | |
| **Judge Probate Ct (Vote for 2)** | | | | | | | | | | | | | |
| Precinct | Patricia D. Gardner | G. Patrick Hillary | Write-in | | | | | | | | | | |
| Ada Township, Precinct 1 | 565 | 528 | 2 | | | | | | | | | | |
| Ada Township, Precinct 2 | 912 | 894 | 8 | | | | | | | | | | |
| Ada Township, Precinct 3 | 570 | 539 | 14 | | | | | | | | | | |

| | | | | | | | | | | | | |
|---|---|---|---|---|---|---|---|---|---|---|---|---|
| Ada Township, Precinct 4 | 453 | 472 | 7 | | | | | | | | | |
| Ada Township, Precinct 5 | 853 | 799 | 12 | | | | | | | | | |
| Ada Township, Precinct 6 | 347 | 348 | 4 | | | | | | | | | |
| Ada Township, Precinct 7 | 471 | 459 | 5 | | | | | | | | | |
| Ada Township, Precinct 8 | 484 | 492 | 4 | | | | | | | | | |
| Algoma Township, Precinct 1 | 536 | 477 | 6 | | | | | | | | | |
| Algoma Township, Precinct 2 | 558 | 573 | 7 | | | | | | | | | |
| Algoma Township, Precinct 3 | 688 | 625 | 13 | | | | | | | | | |
| Algoma Township, Precinct 4 | 575 | 565 | 5 | | | | | | | | | |
| Algoma Township, Precinct 5 | 784 | 749 | 1 | | | | | | | | | |
| Alpine Township, Precinct 1 | 411 | 392 | 1 | | | | | | | | | |
| Alpine Township, Precinct 2 | 572 | 477 | 7 | | | | | | | | | |
| Alpine Township, Precinct 3 | 957 | 914 | 20 | | | | | | | | | |
| Alpine Township, Precinct 4 | 766 | 641 | 20 | | | | | | | | | |
| Alpine Township, Precinct 5 | 403 | 405 | 9 | | | | | | | | | |
| Alpine Township, Precinct 6 | 436 | 309 | 24 | | | | | | | | | |
| Bowne Township, Precinct 1 | 971 | 1,054 | 12 | | | | | | | | | |
| Byron Township, Precinct 1 | 1,011 | 987 | 20 | | | | | | | | | |
| Byron Township, Precinct 2 | 1,190 | 1,252 | 9 | | | | | | | | | |
| Byron Township, Precinct 3 | 749 | 566 | 29 | | | | | | | | | |
| Byron Township, Precinct 4 | 871 | 961 | 8 | | | | | | | | | |
| Byron Township, Precinct 5 | 1,031 | 1,012 | 6 | | | | | | | | | |
| Byron Township, Precinct 6 | 628 | 646 | 4 | | | | | | | | | |
| Byron Township, Precinct 7 | 938 | 880 | 7 | | | | | | | | | |
| Byron Township, Precinct 8 | 960 | 934 | 13 | | | | | | | | | |
| Caledonia Township, Precinct 1 | 478 | 431 | 9 | | | | | | | | | |
| Caledonia Township, Precinct 2 | 901 | 899 | 8 | | | | | | | | | |
| Caledonia Township, Precinct 3 | 927 | 895 | 10 | | | | | | | | | |
| Caledonia Township, Precinct 4 | 548 | 562 | 10 | | | | | | | | | |
| Caledonia Township, Precinct 5 | 1,010 | 928 | 11 | | | | | | | | | |
| Caledonia Township, Precinct 6 | 822 | 799 | 9 | | | | | | | | | |
| Cannon Township, Precinct 1 | 901 | 836 | 8 | | | | | | | | | |
| Cannon Township, Precinct 2 | 782 | 784 | 17 | | | | | | | | | |
| Cannon Township, Precinct 3 | 716 | 661 | 15 | | | | | | | | | |
| Cannon Township, Precinct 4 | 997 | 990 | 14 | | | | | | | | | |
| Cannon Township, Precinct 5 | 741 | 677 | 10 | | | | | | | | | |
| Cannon Township, Precinct 6 | 762 | 771 | 8 | | | | | | | | | |
| Cascade Charter Township, Precinct 1 | 661 | 632 | 2 | | | | | | | | | |
| Cascade Charter Township, Precinct 2 | 775 | 786 | 9 | | | | | | | | | |
| Cascade Charter Township, Precinct 3 | 530 | 500 | 9 | | | | | | | | | |
| Cascade Charter Township, Precinct 4 | 764 | 769 | 9 | | | | | | | | | |
| Cascade Charter Township, Precinct 5 | 1,102 | 1,036 | 9 | | | | | | | | | |
| Cascade Charter Township, Precinct 6 | 682 | 676 | 8 | | | | | | | | | |
| Cascade Charter Township, Precinct 7 | 518 | 473 | 4 | | | | | | | | | |
| Cascade Charter Township, Precinct 8 | 634 | 626 | 8 | | | | | | | | | |
| Cascade Charter Township, Precinct 9 | 701 | 619 | 4 | | | | | | | | | |
| Cascade Charter Township, Precinct 10 | 567 | 580 | 8 | | | | | | | | | |
| Cedar Springs, Precinct 1 | 699 | 605 | 9 | | | | | | | | | |
| East Grand Rapids, Ward 1, Precinct 1 | 713 | 651 | 3 | | | | | | | | | |
| East Grand Rapids, Ward 1, Precinct 2 | 686 | 643 | 5 | | | | | | | | | |
| East Grand Rapids, Ward 2, Precinct 3 | 642 | 641 | 8 | | | | | | | | | |
| East Grand Rapids, Ward 2, Precinct 4 | 653 | 603 | 18 | | | | | | | | | |
| East Grand Rapids, Ward 3, Precinct 5 | 637 | 610 | 3 | | | | | | | | | |
| East Grand Rapids, Ward 3, Precinct 6 | 681 | 636 | 10 | | | | | | | | | |
| Grand Rapids, Ward 1, Precinct 1 | 641 | 529 | 29 | | | | | | | | | |
| Grand Rapids, Ward 1, Precinct 2 | 323 | 258 | 14 | | | | | | | | | |
| Grand Rapids, Ward 1, Precinct 3 | 838 | 741 | 12 | | | | | | | | | |
| Grand Rapids, Ward 1, Precinct 4 | 726 | 615 | 2 | | | | | | | | | |
| Grand Rapids, Ward 1, Precinct 5 | 402 | 327 | 13 | | | | | | | | | |
| Grand Rapids, Ward 1, Precinct 6 | 935 | 832 | 14 | | | | | | | | | |
| Grand Rapids, Ward 1, Precinct 7 | 356 | 343 | 7 | | | | | | | | | |
| Grand Rapids, Ward 1, Precinct 8 | 546 | 531 | 11 | | | | | | | | | |
| Grand Rapids, Ward 1, Precinct 9 | 536 | 424 | 21 | | | | | | | | | |
| Grand Rapids, Ward 1, Precinct 10 | 674 | 561 | 15 | | | | | | | | | |
| Grand Rapids, Ward 1, Precinct 11 | 373 | 382 | 3 | | | | | | | | | |
| Grand Rapids, Ward 1, Precinct 12 | 393 | 298 | 15 | | | | | | | | | |
| Grand Rapids, Ward 1, Precinct 13 | 554 | 456 | 15 | | | | | | | | | |
| Grand Rapids, Ward 1, Precinct 14 | 792 | 642 | 17 | | | | | | | | | |
| Grand Rapids, Ward 1, Precinct 15 | 402 | 259 | 11 | | | | | | | | | |
| Grand Rapids, Ward 1, Precinct 16 | 458 | 296 | 12 | | | | | | | | | |
| Grand Rapids, Ward 1, Precinct 17 | 705 | 594 | 17 | | | | | | | | | |
| Grand Rapids, Ward 1, Precinct 18 | 283 | 181 | 24 | | | | | | | | | |
| Grand Rapids, Ward 1, Precinct 19 | 615 | 500 | 32 | | | | | | | | | |
| Grand Rapids, Ward 1, Precinct 20 | 1,029 | 965 | 22 | | | | | | | | | |
| Grand Rapids, Ward 1, Precinct 21 | 818 | 849 | 18 | | | | | | | | | |
| Grand Rapids, Ward 1, Precinct 22 | 146 | 113 | 9 | | | | | | | | | |
| Grand Rapids, Ward 1, Precinct 23 | 809 | 814 | 9 | | | | | | | | | |
| Grand Rapids, Ward 1, Precinct 24 | 268 | 197 | 13 | | | | | | | | | |
| Grand Rapids, Ward 2, Precinct 25 | 473 | 370 | 22 | | | | | | | | | |
| Grand Rapids, Ward 2, Precinct 26 | 643 | 568 | 12 | | | | | | | | | |
| Grand Rapids, Ward 2, Precinct 27 | 450 | 379 | 13 | | | | | | | | | |

| | | | | | | | | | | | | |
|---|---|---|---|---|---|---|---|---|---|---|---|---|
| Grand Rapids, Ward 2, Precinct 28 | 724 | 578 | 18 | | | | | | | | | |
| Grand Rapids, Ward 2, Precinct 29 | 514 | 386 | 12 | | | | | | | | | |
| Grand Rapids, Ward 2, Precinct 30 | 733 | 634 | 9 | | | | | | | | | |
| Grand Rapids, Ward 2, Precinct 31 | 706 | 548 | 18 | | | | | | | | | |
| Grand Rapids, Ward 2, Precinct 32 | 440 | 337 | 11 | | | | | | | | | |
| Grand Rapids, Ward 2, Precinct 33 | 419 | 361 | 15 | | | | | | | | | |
| Grand Rapids, Ward 2, Precinct 34 | 806 | 639 | 21 | | | | | | | | | |
| Grand Rapids, Ward 2, Precinct 35 | 838 | 817 | 14 | | | | | | | | | |
| Grand Rapids, Ward 2, Precinct 36 | 352 | 277 | 11 | | | | | | | | | |
| Grand Rapids, Ward 2, Precinct 37 | 955 | 934 | 15 | | | | | | | | | |
| Grand Rapids, Ward 2, Precinct 38 | 832 | 638 | 44 | | | | | | | | | |
| Grand Rapids, Ward 2, Precinct 39 | 347 | 268 | 8 | | | | | | | | | |
| Grand Rapids, Ward 2, Precinct 40 | 725 | 554 | 20 | | | | | | | | | |
| Grand Rapids, Ward 2, Precinct 41 | 1,679 | 1,526 | 40 | | | | | | | | | |
| Grand Rapids, Ward 2, Precinct 42 | 818 | 696 | 14 | | | | | | | | | |
| Grand Rapids, Ward 2, Precinct 43 | 664 | 633 | 10 | | | | | | | | | |
| Grand Rapids, Ward 2, Precinct 44 | 846 | 750 | 9 | | | | | | | | | |
| Grand Rapids, Ward 2, Precinct 45 | 927 | 960 | 11 | | | | | | | | | |
| Grand Rapids, Ward 2, Precinct 46 | 807 | 716 | 26 | | | | | | | | | |
| Grand Rapids, Ward 2, Precinct 47 | 792 | 794 | 7 | | | | | | | | | |
| Grand Rapids, Ward 2, Precinct 48 | 507 | 421 | 14 | | | | | | | | | |
| Grand Rapids, Ward 2, Precinct 49 | 649 | 473 | 31 | | | | | | | | | |
| Grand Rapids, Ward 2, Precinct 50 | 879 | 676 | 20 | | | | | | | | | |
| Grand Rapids, Ward 3, Precinct 51 | 578 | 463 | 23 | | | | | | | | | |
| Grand Rapids, Ward 3, Precinct 52 | 309 | 255 | 12 | | | | | | | | | |
| Grand Rapids, Ward 3, Precinct 53 | 1,095 | 1,054 | 11 | | | | | | | | | |
| Grand Rapids, Ward 3, Precinct 54 | 622 | 610 | 17 | | | | | | | | | |
| Grand Rapids, Ward 3, Precinct 55 | 903 | 866 | 18 | | | | | | | | | |
| Grand Rapids, Ward 3, Precinct 56 | 874 | 762 | 9 | | | | | | | | | |
| Grand Rapids, Ward 3, Precinct 57 | 521 | 458 | 3 | | | | | | | | | |
| Grand Rapids, Ward 3, Precinct 58 | 736 | 674 | 20 | | | | | | | | | |
| Grand Rapids, Ward 3, Precinct 59 | 1,006 | 914 | 17 | | | | | | | | | |
| Grand Rapids, Ward 3, Precinct 60 | 822 | 643 | 22 | | | | | | | | | |
| Grand Rapids, Ward 3, Precinct 61 | 343 | 285 | 3 | | | | | | | | | |
| Grand Rapids, Ward 3, Precinct 62 | 557 | 436 | 21 | | | | | | | | | |
| Grand Rapids, Ward 3, Precinct 63 | 613 | 415 | 9 | | | | | | | | | |
| Grand Rapids, Ward 3, Precinct 64 | 584 | 419 | 24 | | | | | | | | | |
| Grand Rapids, Ward 3, Precinct 65 | 624 | 502 | 19 | | | | | | | | | |
| Grand Rapids, Ward 3, Precinct 66 | 513 | 327 | 35 | | | | | | | | | |
| Grand Rapids, Ward 3, Precinct 67 | 698 | 411 | 25 | | | | | | | | | |
| Grand Rapids, Ward 3, Precinct 68 | 717 | 575 | 15 | | | | | | | | | |
| Grand Rapids, Ward 3, Precinct 69 | 563 | 635 | 8 | | | | | | | | | |
| Grand Rapids, Ward 3, Precinct 70 | 414 | 252 | 36 | | | | | | | | | |
| Grand Rapids, Ward 3, Precinct 71 | 592 | 444 | 31 | | | | | | | | | |
| Grand Rapids, Ward 3, Precinct 72 | 377 | 283 | 8 | | | | | | | | | |
| Grand Rapids, Ward 3, Precinct 73 | 472 | 405 | 12 | | | | | | | | | |
| Grand Rapids, Ward 3, Precinct 74 | 502 | 393 | 16 | | | | | | | | | |
| Grand Rapids, Ward 3, Precinct 75 | 392 | 277 | 9 | | | | | | | | | |
| Grand Rapids, Ward 3, Precinct 76 | 405 | 286 | 21 | | | | | | | | | |
| Grand Rapids, Ward 3, Precinct 77 | 569 | 503 | 14 | | | | | | | | | |
| Grandville, Precinct 1 | 665 | 578 | 13 | | | | | | | | | |
| Grandville, Precinct 2 | 750 | 715 | 15 | | | | | | | | | |
| Grandville, Precinct 3 | 882 | 747 | 12 | | | | | | | | | |
| Grandville, Precinct 4 | 938 | 929 | 6 | | | | | | | | | |
| Grandville, Precinct 5 | 943 | 861 | 20 | | | | | | | | | |
| Grandville, Precinct 6 | 707 | 698 | 13 | | | | | | | | | |
| Kentwood, Ward 1, Precinct 1 | 704 | 578 | 13 | | | | | | | | | |
| Kentwood, Ward 1, Precinct 2 | 1,141 | 1,001 | 23 | | | | | | | | | |
| Kentwood, Ward 1, Precinct 3 | 656 | 549 | 18 | | | | | | | | | |
| Kentwood, Ward 1, Precinct 4 | 423 | 345 | 11 | | | | | | | | | |
| Kentwood, Ward 1, Precinct 5 | 407 | 337 | 9 | | | | | | | | | |
| Kentwood, Ward 1, Precinct 6 | 702 | 626 | 11 | | | | | | | | | |
| Kentwood, Ward 1, Precinct 7 | 706 | 569 | 31 | | | | | | | | | |
| Kentwood, Ward 1, Precinct 8 | 1,049 | 939 | 15 | | | | | | | | | |
| Kentwood, Ward 1, Precinct 9 | 774 | 595 | 12 | | | | | | | | | |
| Kentwood, Ward 2, Precinct 10 | 868 | 786 | 9 | | | | | | | | | |
| Kentwood, Ward 2, Precinct 11 | 1,147 | 1,010 | 23 | | | | | | | | | |
| Kentwood, Ward 2, Precinct 12 | 585 | 489 | 19 | | | | | | | | | |
| Kentwood, Ward 2, Precinct 13 | 807 | 707 | 8 | | | | | | | | | |
| Kentwood, Ward 2, Precinct 14 | 334 | 293 | 3 | | | | | | | | | |
| Kentwood, Ward 2, Precinct 15 | 809 | 652 | 35 | | | | | | | | | |
| Kentwood, Ward 2, Precinct 16 | 1,089 | 1,076 | 21 | | | | | | | | | |
| Kentwood, Ward 2, Precinct 17 | 485 | 363 | 9 | | | | | | | | | |
| Kentwood, Ward 2, Precinct 18 | 627 | 502 | 25 | | | | | | | | | |
| Lowell, Precinct 1 | 650 | 541 | 17 | | | | | | | | | |
| Lowell, Precinct 2 | 433 | 432 | 5 | | | | | | | | | |
| Rockford, Precinct 1 | 753 | 660 | 6 | | | | | | | | | |
| Rockford, Precinct 2 | 971 | 952 | 18 | | | | | | | | | |
| Walker, Ward 1, Precinct 1 | 648 | 534 | 17 | | | | | | | | | |
| Walker, Ward 1, Precinct 2 | 750 | 727 | 7 | | | | | | | | | |
| Walker, Ward 1, Precinct 3 | 865 | 740 | 21 | | | | | | | | | |

| | | | | | | | | | | | | |
|---|---|---|---|---|---|---|---|---|---|---|---|---|
| Walker, Ward 2, Precinct 4 | 867 | 884 | 3 | | | | | | | | | |
| Walker, Ward 2, Precinct 5 | 823 | 779 | 10 | | | | | | | | | |
| Walker, Ward 2, Precinct 6 | 707 | 691 | 7 | | | | | | | | | |
| Walker, Ward 3, Precinct 7 | 857 | 802 | 17 | | | | | | | | | |
| Walker, Ward 3, Precinct 8 | 735 | 753 | 7 | | | | | | | | | |
| Walker, Ward 3, Precinct 9 | 853 | 728 | 19 | | | | | | | | | |
| Wyoming, Ward 1, Precinct 1 | 589 | 510 | 17 | | | | | | | | | |
| Wyoming, Ward 1, Precinct 2 | 371 | 258 | 6 | | | | | | | | | |
| Wyoming, Ward 1, Precinct 3 | 599 | 475 | 16 | | | | | | | | | |
| Wyoming, Ward 1, Precinct 4 | 703 | 552 | 13 | | | | | | | | | |
| Wyoming, Ward 1, Precinct 5 | 662 | 576 | 17 | | | | | | | | | |
| Wyoming, Ward 1, Precinct 6 | 509 | 406 | 18 | | | | | | | | | |
| Wyoming, Ward 1, Precinct 7 | 726 | 695 | 19 | | | | | | | | | |
| Wyoming, Ward 1, Precinct 8 | 371 | 275 | 6 | | | | | | | | | |
| Wyoming, Ward 1, Precinct 9 | 686 | 588 | 19 | | | | | | | | | |
| Wyoming, Ward 2, Precinct 10 | 441 | 336 | 8 | | | | | | | | | |
| Wyoming, Ward 2, Precinct 11 | 355 | 282 | 14 | | | | | | | | | |
| Wyoming, Ward 2, Precinct 12 | 339 | 245 | 11 | | | | | | | | | |
| Wyoming, Ward 2, Precinct 13 | 548 | 472 | 16 | | | | | | | | | |
| Wyoming, Ward 2, Precinct 14 | 454 | 391 | 9 | | | | | | | | | |
| Wyoming, Ward 2, Precinct 15 | 327 | 307 | 12 | | | | | | | | | |
| Wyoming, Ward 2, Precinct 16 | 499 | 425 | 11 | | | | | | | | | |
| Wyoming, Ward 2, Precinct 17 | 508 | 392 | 37 | | | | | | | | | |
| Wyoming, Ward 2, Precinct 18 | 443 | 360 | 12 | | | | | | | | | |
| Wyoming, Ward 2, Precinct 19 | 662 | 566 | 32 | | | | | | | | | |
| Wyoming, Ward 2, Precinct 20 | 693 | 535 | 29 | | | | | | | | | |
| Wyoming, Ward 3, Precinct 21 | 774 | 708 | 26 | | | | | | | | | |
| Wyoming, Ward 3, Precinct 22 | 500 | 436 | 10 | | | | | | | | | |
| Wyoming, Ward 3, Precinct 23 | 655 | 558 | 34 | | | | | | | | | |
| Wyoming, Ward 3, Precinct 24 | 778 | 654 | 18 | | | | | | | | | |
| Wyoming, Ward 3, Precinct 25 | 701 | 667 | 21 | | | | | | | | | |
| Wyoming, Ward 3, Precinct 26 | 491 | 443 | 15 | | | | | | | | | |
| Wyoming, Ward 3, Precinct 27 | 457 | 420 | 8 | | | | | | | | | |
| Wyoming, Ward 3, Precinct 28 | 866 | 777 | 23 | | | | | | | | | |
| Wyoming, Ward 3, Precinct 29 | 664 | 674 | 21 | | | | | | | | | |
| Wyoming, Ward 3, Precinct 30 | 868 | 805 | 24 | | | | | | | | | |
| Courtland Township, Precinct 1 | 808 | 832 | 11 | | | | | | | | | |
| Courtland Township, Precinct 2 | 922 | 831 | 15 | | | | | | | | | |
| Courtland Township, Precinct 3 | 811 | 805 | 17 | | | | | | | | | |
| Gaines Charter Township, Precinct 1 | 889 | 881 | 17 | | | | | | | | | |
| Gaines Charter Township, Precinct 2 | 645 | 639 | 20 | | | | | | | | | |
| Gaines Charter Township, Precinct 3 | 817 | 720 | 30 | | | | | | | | | |
| Gaines Charter Township, Precinct 4 | 776 | 659 | 39 | | | | | | | | | |
| Gaines Charter Township, Precinct 5 | 591 | 492 | 34 | | | | | | | | | |
| Gaines Charter Township, Precinct 6 | 854 | 855 | 24 | | | | | | | | | |
| Gaines Charter Township, Precinct 7 | 1,187 | 1,126 | 20 | | | | | | | | | |
| Gaines Charter Township, Precinct 8 | 924 | 915 | 18 | | | | | | | | | |
| Gaines Charter Township, Precinct 9 | 757 | 670 | 29 | | | | | | | | | |
| Grand Rapids Charter Township, Precinct 1 | 632 | 625 | 12 | | | | | | | | | |
| Grand Rapids Charter Township, Precinct 2 | 466 | 416 | 9 | | | | | | | | | |
| Grand Rapids Charter Township, Precinct 3 | 868 | 836 | 12 | | | | | | | | | |
| Grand Rapids Charter Township, Precinct 4 | 809 | 726 | 22 | | | | | | | | | |
| Grand Rapids Charter Township, Precinct 5 | 807 | 770 | 23 | | | | | | | | | |
| Grand Rapids Charter Township, Precinct 6 | 778 | 687 | 16 | | | | | | | | | |
| Grand Rapids Charter Township, Precinct 7 | 362 | 368 | 10 | | | | | | | | | |
| Grand Rapids Charter Township, Precinct 8 | 788 | 742 | 18 | | | | | | | | | |
| Grand Rapids Charter Township, Precinct 9 | 511 | 548 | 13 | | | | | | | | | |
| Grattan Township, Precinct 1 | 652 | 573 | 5 | | | | | | | | | |
| Grattan Township, Precinct 2 | 646 | 655 | 11 | | | | | | | | | |
| Lowell Charter Township, Precinct 1 | 1,022 | 895 | 11 | | | | | | | | | |
| Lowell Charter Township, Precinct 2 | 835 | 759 | 23 | | | | | | | | | |
| Nelson Township, Precinct 1 | 684 | 554 | 21 | | | | | | | | | |
| Nelson Township, Precinct 2 | 555 | 541 | 23 | | | | | | | | | |
| Oakfield Township, Precinct 1 | 613 | 548 | 17 | | | | | | | | | |
| Oakfield Township, Precinct 2 | 648 | 651 | 20 | | | | | | | | | |
| Oakfield Township, Precinct 3 | 504 | 437 | 16 | | | | | | | | | |
| Plainfield Charter Township, Precinct 1 | 1,091 | 1,128 | 22 | | | | | | | | | |
| Plainfield Charter Township, Precinct 2 | 898 | 774 | 22 | | | | | | | | | |
| Plainfield Charter Township, Precinct 3 | 783 | 702 | 23 | | | | | | | | | |
| Plainfield Charter Township, Precinct 4 | 908 | 846 | 19 | | | | | | | | | |
| Plainfield Charter Township, Precinct 5 | 861 | 848 | 20 | | | | | | | | | |
| Plainfield Charter Township, Precinct 6 | 1,268 | 1,184 | 25 | | | | | | | | | |
| Plainfield Charter Township, Precinct 7 | 1,275 | 1,276 | 19 | | | | | | | | | |
| Plainfield Charter Township, Precinct 8 | 1,209 | 1,074 | 29 | | | | | | | | | |
| Plainfield Charter Township, Precinct 9 | 989 | 974 | 14 | | | | | | | | | |
| Plainfield Charter Township, Precinct 10 | 825 | 745 | 14 | | | | | | | | | |
| Plainfield Charter Township, Precinct 11 | 770 | 798 | 12 | | | | | | | | | |
| Solon Township, Precinct 1 | 724 | 606 | 18 | | | | | | | | | |
| Solon Township, Precinct 2 | 971 | 970 | 16 | | | | | | | | | |
| Sparta Township, Precinct 1 | 1,055 | 915 | 23 | | | | | | | | | |
| Sparta Township, Precinct 2 | 529 | 522 | 6 | | | | | | | | | |

| | | | |
|---|---|---|---|
| Sparta Township, Precinct 3 | 733 | 635 | 7 |
| Spencer Township, Precinct 1 | 1,049 | 1,077 | 29 |
| Tyrone Township, Precinct 1 | 670 | 595 | 21 |
| Tyrone Township, Precinct 2 | 512 | 509 | 9 |
| Vergennes Township, Precinct 1 | 793 | 771 | 13 |
| Vergennes Township, Precinct 2 | **679** | **678** | **21** |
| Total | 175,570 | 158,795 | 3,778 |
| | | | |
| | | | |
| **Judge District Ct. 62A (Vote for 1)** | | | |
| Precinct | Steven M. Timmers | Write-in | |
| Wyoming, Ward 1, Precinct 1 | 676 | 15 | |
| Wyoming, Ward 1, Precinct 2 | 394 | 17 | |
| Wyoming, Ward 1, Precinct 3 | 671 | 23 | |
| Wyoming, Ward 1, Precinct 4 | 773 | 15 | |
| Wyoming, Ward 1, Precinct 5 | 739 | 22 | |
| Wyoming, Ward 1, Precinct 6 | 548 | 23 | |
| Wyoming, Ward 1, Precinct 7 | 811 | 13 | |
| Wyoming, Ward 1, Precinct 8 | 415 | 8 | |
| Wyoming, Ward 1, Precinct 9 | 759 | 30 | |
| Wyoming, Ward 2, Precinct 10 | 479 | 16 | |
| Wyoming, Ward 2, Precinct 11 | 386 | 16 | |
| Wyoming, Ward 2, Precinct 12 | 353 | 17 | |
| Wyoming, Ward 2, Precinct 13 | 623 | 22 | |
| Wyoming, Ward 2, Precinct 14 | 499 | 5 | |
| Wyoming, Ward 2, Precinct 15 | 378 | 9 | |
| Wyoming, Ward 2, Precinct 16 | 533 | 13 | |
| Wyoming, Ward 2, Precinct 17 | 535 | 41 | |
| Wyoming, Ward 2, Precinct 18 | 465 | 16 | |
| Wyoming, Ward 2, Precinct 19 | 706 | 37 | |
| Wyoming, Ward 2, Precinct 20 | 712 | 24 | |
| Wyoming, Ward 3, Precinct 21 | 868 | 26 | |
| Wyoming, Ward 3, Precinct 22 | 544 | 21 | |
| Wyoming, Ward 3, Precinct 23 | 710 | 30 | |
| Wyoming, Ward 3, Precinct 24 | 821 | 10 | |
| Wyoming, Ward 3, Precinct 25 | 752 | 17 | |
| Wyoming, Ward 3, Precinct 26 | 539 | 11 | |
| Wyoming, Ward 3, Precinct 27 | 499 | 7 | |
| Wyoming, Ward 3, Precinct 28 | 915 | 20 | |
| Wyoming, Ward 3, Precinct 29 | 731 | 17 | |
| Wyoming, Ward 3, Precinct 30 | **930** | **12** | |
| Total | 18,764 | 553 | |
| | | | |
| | | | |
| **Judge District Ct. 61st (Vote for 2)** | | | |
| Precinct | Michael J. Distel | Jeanine N. LaVille | Write-in |
| Grand Rapids, Ward 1, Precinct 1 | 497 | 641 | 29 |
| Grand Rapids, Ward 1, Precinct 2 | 248 | 314 | 12 |
| Grand Rapids, Ward 1, Precinct 3 | 686 | 848 | 10 |
| Grand Rapids, Ward 1, Precinct 4 | 574 | 734 | 1 |
| Grand Rapids, Ward 1, Precinct 5 | 308 | 406 | 11 |
| Grand Rapids, Ward 1, Precinct 6 | 773 | 916 | 13 |
| Grand Rapids, Ward 1, Precinct 7 | 329 | 353 | 7 |
| Grand Rapids, Ward 1, Precinct 8 | 466 | 555 | 12 |
| Grand Rapids, Ward 1, Precinct 9 | 403 | 542 | 20 |
| Grand Rapids, Ward 1, Precinct 10 | 533 | 652 | 20 |
| Grand Rapids, Ward 1, Precinct 11 | 351 | 374 | 6 |
| Grand Rapids, Ward 1, Precinct 12 | 276 | 381 | 14 |
| Grand Rapids, Ward 1, Precinct 13 | 444 | 550 | 16 |
| Grand Rapids, Ward 1, Precinct 14 | 600 | 798 | 18 |
| Grand Rapids, Ward 1, Precinct 15 | 257 | 382 | 13 |
| Grand Rapids, Ward 1, Precinct 16 | 292 | 454 | 9 |
| Grand Rapids, Ward 1, Precinct 17 | 573 | 701 | 19 |
| Grand Rapids, Ward 1, Precinct 18 | 164 | 284 | 25 |
| Grand Rapids, Ward 1, Precinct 19 | 476 | 619 | 28 |
| Grand Rapids, Ward 1, Precinct 20 | 899 | 1,014 | 19 |
| Grand Rapids, Ward 1, Precinct 21 | 798 | 823 | 17 |
| Grand Rapids, Ward 1, Precinct 22 | 99 | 142 | 14 |
| Grand Rapids, Ward 1, Precinct 23 | 764 | 768 | 10 |
| Grand Rapids, Ward 1, Precinct 24 | 162 | 285 | 10 |
| Grand Rapids, Ward 2, Precinct 25 | 345 | 471 | 20 |
| Grand Rapids, Ward 2, Precinct 26 | 522 | 641 | 14 |
| Grand Rapids, Ward 2, Precinct 27 | 356 | 437 | 13 |
| Grand Rapids, Ward 2, Precinct 28 | 562 | 705 | 17 |
| Grand Rapids, Ward 2, Precinct 29 | 364 | 508 | 17 |
| Grand Rapids, Ward 2, Precinct 30 | 586 | 735 | 8 |
| Grand Rapids, Ward 2, Precinct 31 | 517 | 688 | 17 |

| | | | |
|---|---|---|---|
| Grand Rapids, Ward 2, Precinct 32 | 319 | 439 | 12 |
| Grand Rapids, Ward 2, Precinct 33 | 322 | 424 | 13 |
| Grand Rapids, Ward 2, Precinct 34 | 614 | 788 | 25 |
| Grand Rapids, Ward 2, Precinct 35 | 760 | 839 | 17 |
| Grand Rapids, Ward 2, Precinct 36 | 261 | 342 | 12 |
| Grand Rapids, Ward 2, Precinct 37 | 878 | 926 | 20 |
| Grand Rapids, Ward 2, Precinct 38 | 593 | 835 | 41 |
| Grand Rapids, Ward 2, Precinct 39 | 243 | 343 | 7 |
| Grand Rapids, Ward 2, Precinct 40 | 491 | 716 | 21 |
| Grand Rapids, Ward 2, Precinct 41 | 1,477 | 1,644 | 43 |
| Grand Rapids, Ward 2, Precinct 42 | 654 | 833 | 11 |
| Grand Rapids, Ward 2, Precinct 43 | 591 | 674 | 8 |
| Grand Rapids, Ward 2, Precinct 44 | 707 | 850 | 8 |
| Grand Rapids, Ward 2, Precinct 45 | 862 | 937 | 10 |
| Grand Rapids, Ward 2, Precinct 46 | 666 | 821 | 28 |
| Grand Rapids, Ward 2, Precinct 47 | 713 | 797 | 8 |
| Grand Rapids, Ward 2, Precinct 48 | 387 | 508 | 12 |
| Grand Rapids, Ward 2, Precinct 49 | 473 | 633 | 28 |
| Grand Rapids, Ward 2, Precinct 50 | 629 | 867 | 22 |
| Grand Rapids, Ward 3, Precinct 51 | 450 | 556 | 25 |
| Grand Rapids, Ward 3, Precinct 52 | 227 | 320 | 12 |
| Grand Rapids, Ward 3, Precinct 53 | 1,007 | 1,060 | 13 |
| Grand Rapids, Ward 3, Precinct 54 | 530 | 648 | 16 |
| Grand Rapids, Ward 3, Precinct 55 | 779 | 898 | 18 |
| Grand Rapids, Ward 3, Precinct 56 | 712 | 889 | 9 |
| Grand Rapids, Ward 3, Precinct 57 | 426 | 526 | 6 |
| Grand Rapids, Ward 3, Precinct 58 | 615 | 720 | 21 |
| Grand Rapids, Ward 3, Precinct 59 | 834 | 1,016 | 16 |
| Grand Rapids, Ward 3, Precinct 60 | 587 | 828 | 28 |
| Grand Rapids, Ward 3, Precinct 61 | 273 | 349 | 3 |
| Grand Rapids, Ward 3, Precinct 62 | 378 | 589 | 23 |
| Grand Rapids, Ward 3, Precinct 63 | 400 | 604 | 13 |
| Grand Rapids, Ward 3, Precinct 64 | 400 | 574 | 27 |
| Grand Rapids, Ward 3, Precinct 65 | 484 | 630 | 18 |
| Grand Rapids, Ward 3, Precinct 66 | 318 | 492 | 36 |
| Grand Rapids, Ward 3, Precinct 67 | 380 | 709 | 31 |
| Grand Rapids, Ward 3, Precinct 68 | 536 | 718 | 19 |
| Grand Rapids, Ward 3, Precinct 69 | 555 | 587 | 7 |
| Grand Rapids, Ward 3, Precinct 70 | 234 | 414 | 35 |
| Grand Rapids, Ward 3, Precinct 71 | 412 | 577 | 40 |
| Grand Rapids, Ward 3, Precinct 72 | 279 | 357 | 10 |
| Grand Rapids, Ward 3, Precinct 73 | 405 | 457 | 10 |
| Grand Rapids, Ward 3, Precinct 74 | 371 | 498 | 19 |
| Grand Rapids, Ward 3, Precinct 75 | 266 | 390 | 10 |
| Grand Rapids, Ward 3, Precinct 76 | 269 | 409 | 25 |
| Grand Rapids, Ward 3, Precinct 77 | **463** | **581** | **13** |
| Total | 38,454 | 48,333 | 1,308 |
| | | | |
| | | | |
| **St. Prop. 18-1, Marijuana Leagalization (Vote for 1)** | | | |
| Precinct | Yes | No | |
| Ada Township, Precinct 1 | 406 | 453 | |
| Ada Township, Precinct 2 | 733 | 825 | |
| Ada Township, Precinct 3 | 458 | 473 | |
| Ada Township, Precinct 4 | 331 | 438 | |
| Ada Township, Precinct 5 | 610 | 739 | |
| Ada Township, Precinct 6 | 332 | 271 | |
| Ada Township, Precinct 7 | 384 | 400 | |
| Ada Township, Precinct 8 | 408 | 403 | |
| Algoma Township, Precinct 1 | 398 | 411 | |
| Algoma Township, Precinct 2 | 460 | 593 | |
| Algoma Township, Precinct 3 | 515 | 583 | |
| Algoma Township, Precinct 4 | 582 | 501 | |
| Algoma Township, Precinct 5 | 710 | 723 | |
| Alpine Township, Precinct 1 | 282 | 387 | |
| Alpine Township, Precinct 2 | 516 | 308 | |
| Alpine Township, Precinct 3 | 815 | 667 | |
| Alpine Township, Precinct 4 | 597 | 557 | |
| Alpine Township, Precinct 5 | 313 | 365 | |
| Alpine Township, Precinct 6 | 513 | 140 | |
| Bowne Township, Precinct 1 | 680 | 957 | |
| Byron Township, Precinct 1 | 521 | 1,201 | |
| Byron Township, Precinct 2 | 597 | 1,330 | |
| Byron Township, Precinct 3 | 693 | 383 | |
| Byron Township, Precinct 4 | 419 | 1,071 | |
| Byron Township, Precinct 5 | 534 | 1,156 | |
| Byron Township, Precinct 6 | 389 | 674 | |
| Byron Township, Precinct 7 | 583 | 860 | |
| Byron Township, Precinct 8 | 608 | 888 | |

| | | |
|---|---|---|
| Caledonia Township, Precinct 1 | 376 | 376 |
| Caledonia Township, Precinct 2 | 644 | 832 |
| Caledonia Township, Precinct 3 | 682 | 774 |
| Caledonia Township, Precinct 4 | 342 | 597 |
| Caledonia Township, Precinct 5 | 653 | 889 |
| Caledonia Township, Precinct 6 | 577 | 696 |
| Cannon Township, Precinct 1 | 703 | 795 |
| Cannon Township, Precinct 2 | 619 | 702 |
| Cannon Township, Precinct 3 | 564 | 598 |
| Cannon Township, Precinct 4 | 769 | 807 |
| Cannon Township, Precinct 5 | 522 | 609 |
| Cannon Township, Precinct 6 | 604 | 714 |
| Cascade Charter Township, Precinct 1 | 412 | 599 |
| Cascade Charter Township, Precinct 2 | 567 | 656 |
| Cascade Charter Township, Precinct 3 | 428 | 415 |
| Cascade Charter Township, Precinct 4 | 615 | 614 |
| Cascade Charter Township, Precinct 5 | 819 | 875 |
| Cascade Charter Township, Precinct 6 | 499 | 567 |
| Cascade Charter Township, Precinct 7 | 352 | 419 |
| Cascade Charter Township, Precinct 8 | 511 | 508 |
| Cascade Charter Township, Precinct 9 | 488 | 585 |
| Cascade Charter Township, Precinct 10 | 485 | 476 |
| Cedar Springs, Precinct 1 | 641 | 428 |
| East Grand Rapids, Ward 1, Precinct 1 | 686 | 426 |
| East Grand Rapids, Ward 1, Precinct 2 | 625 | 496 |
| East Grand Rapids, Ward 2, Precinct 3 | 643 | 460 |
| East Grand Rapids, Ward 2, Precinct 4 | 619 | 418 |
| East Grand Rapids, Ward 3, Precinct 5 | 648 | 427 |
| East Grand Rapids, Ward 3, Precinct 6 | 721 | 388 |
| Grand Rapids, Ward 1, Precinct 1 | 840 | 223 |
| Grand Rapids, Ward 1, Precinct 2 | 421 | 80 |
| Grand Rapids, Ward 1, Precinct 3 | 823 | 474 |
| Grand Rapids, Ward 1, Precinct 4 | 735 | 394 |
| Grand Rapids, Ward 1, Precinct 5 | 515 | 167 |
| Grand Rapids, Ward 1, Precinct 6 | 775 | 632 |
| Grand Rapids, Ward 1, Precinct 7 | 365 | 241 |
| Grand Rapids, Ward 1, Precinct 8 | 579 | 324 |
| Grand Rapids, Ward 1, Precinct 9 | 676 | 185 |
| Grand Rapids, Ward 1, Precinct 10 | 650 | 380 |
| Grand Rapids, Ward 1, Precinct 11 | 345 | 282 |
| Grand Rapids, Ward 1, Precinct 12 | 584 | 139 |
| Grand Rapids, Ward 1, Precinct 13 | 701 | 202 |
| Grand Rapids, Ward 1, Precinct 14 | 884 | 361 |
| Grand Rapids, Ward 1, Precinct 15 | 408 | 139 |
| Grand Rapids, Ward 1, Precinct 16 | 476 | 176 |
| Grand Rapids, Ward 1, Precinct 17 | 796 | 344 |
| Grand Rapids, Ward 1, Precinct 18 | 341 | 79 |
| Grand Rapids, Ward 1, Precinct 19 | 755 | 219 |
| Grand Rapids, Ward 1, Precinct 20 | 770 | 811 |
| Grand Rapids, Ward 1, Precinct 21 | 694 | 652 |
| Grand Rapids, Ward 1, Precinct 22 | 168 | 58 |
| Grand Rapids, Ward 1, Precinct 23 | 638 | 673 |
| Grand Rapids, Ward 1, Precinct 24 | 358 | 92 |
| Grand Rapids, Ward 2, Precinct 25 | 647 | 132 |
| Grand Rapids, Ward 2, Precinct 26 | 653 | 328 |
| Grand Rapids, Ward 2, Precinct 27 | 517 | 223 |
| Grand Rapids, Ward 2, Precinct 28 | 852 | 294 |
| Grand Rapids, Ward 2, Precinct 29 | 624 | 155 |
| Grand Rapids, Ward 2, Precinct 30 | 868 | 349 |
| Grand Rapids, Ward 2, Precinct 31 | 937 | 241 |
| Grand Rapids, Ward 2, Precinct 32 | 596 | 130 |
| Grand Rapids, Ward 2, Precinct 33 | 563 | 170 |
| Grand Rapids, Ward 2, Precinct 34 | 817 | 379 |
| Grand Rapids, Ward 2, Precinct 35 | 805 | 525 |
| Grand Rapids, Ward 2, Precinct 36 | 351 | 194 |
| Grand Rapids, Ward 2, Precinct 37 | 1,021 | 580 |
| Grand Rapids, Ward 2, Precinct 38 | 1,135 | 262 |
| Grand Rapids, Ward 2, Precinct 39 | 480 | 104 |
| Grand Rapids, Ward 2, Precinct 40 | 1,003 | 188 |
| Grand Rapids, Ward 2, Precinct 41 | 1,796 | 914 |
| Grand Rapids, Ward 2, Precinct 42 | 915 | 427 |
| Grand Rapids, Ward 2, Precinct 43 | 703 | 425 |
| Grand Rapids, Ward 2, Precinct 44 | 675 | 555 |
| Grand Rapids, Ward 2, Precinct 45 | 758 | 710 |
| Grand Rapids, Ward 2, Precinct 46 | 665 | 542 |
| Grand Rapids, Ward 2, Precinct 47 | 662 | 575 |
| Grand Rapids, Ward 2, Precinct 48 | 671 | 145 |
| Grand Rapids, Ward 2, Precinct 49 | 944 | 164 |
| Grand Rapids, Ward 2, Precinct 50 | 1,184 | 215 |
| Grand Rapids, Ward 3, Precinct 51 | 565 | 295 |
| Grand Rapids, Ward 3, Precinct 52 | 411 | 85 |

| | | | | | | | | | | | | |
|---|---|---|---|---|---|---|---|---|---|---|---|---|
| Grand Rapids, Ward 3, Precinct 53 | 767 | 913 | | | | | | | | | | |
| Grand Rapids, Ward 3, Precinct 54 | 505 | 481 | | | | | | | | | | |
| Grand Rapids, Ward 3, Precinct 55 | 762 | 631 | | | | | | | | | | |
| Grand Rapids, Ward 3, Precinct 56 | 638 | 619 | | | | | | | | | | |
| Grand Rapids, Ward 3, Precinct 57 | 416 | 356 | | | | | | | | | | |
| Grand Rapids, Ward 3, Precinct 58 | 517 | 590 | | | | | | | | | | |
| Grand Rapids, Ward 3, Precinct 59 | 994 | 575 | | | | | | | | | | |
| Grand Rapids, Ward 3, Precinct 60 | 1,048 | 236 | | | | | | | | | | |
| Grand Rapids, Ward 3, Precinct 61 | 375 | 177 | | | | | | | | | | |
| Grand Rapids, Ward 3, Precinct 62 | 602 | 222 | | | | | | | | | | |
| Grand Rapids, Ward 3, Precinct 63 | 651 | 202 | | | | | | | | | | |
| Grand Rapids, Ward 3, Precinct 64 | 581 | 242 | | | | | | | | | | |
| Grand Rapids, Ward 3, Precinct 65 | 576 | 336 | | | | | | | | | | |
| Grand Rapids, Ward 3, Precinct 66 | 647 | 152 | | | | | | | | | | |
| Grand Rapids, Ward 3, Precinct 67 | 799 | 195 | | | | | | | | | | |
| Grand Rapids, Ward 3, Precinct 68 | 783 | 320 | | | | | | | | | | |
| Grand Rapids, Ward 3, Precinct 69 | 425 | 514 | | | | | | | | | | |
| Grand Rapids, Ward 3, Precinct 70 | 511 | 122 | | | | | | | | | | |
| Grand Rapids, Ward 3, Precinct 71 | 687 | 244 | | | | | | | | | | |
| Grand Rapids, Ward 3, Precinct 72 | 419 | 164 | | | | | | | | | | |
| Grand Rapids, Ward 3, Precinct 73 | 455 | 288 | | | | | | | | | | |
| Grand Rapids, Ward 3, Precinct 74 | 535 | 244 | | | | | | | | | | |
| Grand Rapids, Ward 3, Precinct 75 | 477 | 116 | | | | | | | | | | |
| Grand Rapids, Ward 3, Precinct 76 | 561 | 75 | | | | | | | | | | |
| Grand Rapids, Ward 3, Precinct 77 | 577 | 320 | | | | | | | | | | |
| Grandville, Precinct 1 | 567 | 447 | | | | | | | | | | |
| Grandville, Precinct 2 | 657 | 542 | | | | | | | | | | |
| Grandville, Precinct 3 | 640 | 721 | | | | | | | | | | |
| Grandville, Precinct 4 | 594 | 856 | | | | | | | | | | |
| Grandville, Precinct 5 | 622 | 846 | | | | | | | | | | |
| Grandville, Precinct 6 | 484 | 668 | | | | | | | | | | |
| Kentwood, Ward 1, Precinct 1 | 530 | 442 | | | | | | | | | | |
| Kentwood, Ward 1, Precinct 2 | 946 | 717 | | | | | | | | | | |
| Kentwood, Ward 1, Precinct 3 | 547 | 406 | | | | | | | | | | |
| Kentwood, Ward 1, Precinct 4 | 425 | 205 | | | | | | | | | | |
| Kentwood, Ward 1, Precinct 5 | 382 | 253 | | | | | | | | | | |
| Kentwood, Ward 1, Precinct 6 | 589 | 474 | | | | | | | | | | |
| Kentwood, Ward 1, Precinct 7 | 660 | 379 | | | | | | | | | | |
| Kentwood, Ward 1, Precinct 8 | 781 | 760 | | | | | | | | | | |
| Kentwood, Ward 1, Precinct 9 | 659 | 433 | | | | | | | | | | |
| Kentwood, Ward 2, Precinct 10 | 746 | 605 | | | | | | | | | | |
| Kentwood, Ward 2, Precinct 11 | 865 | 852 | | | | | | | | | | |
| Kentwood, Ward 2, Precinct 12 | 525 | 367 | | | | | | | | | | |
| Kentwood, Ward 2, Precinct 13 | 504 | 655 | | | | | | | | | | |
| Kentwood, Ward 2, Precinct 14 | 275 | 230 | | | | | | | | | | |
| Kentwood, Ward 2, Precinct 15 | 773 | 441 | | | | | | | | | | |
| Kentwood, Ward 2, Precinct 16 | 871 | 922 | | | | | | | | | | |
| Kentwood, Ward 2, Precinct 17 | 459 | 281 | | | | | | | | | | |
| Kentwood, Ward 2, Precinct 18 | 669 | 320 | | | | | | | | | | |
| Lowell, Precinct 1 | 596 | 356 | | | | | | | | | | |
| Lowell, Precinct 2 | 388 | 333 | | | | | | | | | | |
| Rockford, Precinct 1 | 658 | 511 | | | | | | | | | | |
| Rockford, Precinct 2 | 931 | 760 | | | | | | | | | | |
| Walker, Ward 1, Precinct 1 | 692 | 294 | | | | | | | | | | |
| Walker, Ward 1, Precinct 2 | 630 | 518 | | | | | | | | | | |
| Walker, Ward 1, Precinct 3 | 739 | 548 | | | | | | | | | | |
| Walker, Ward 2, Precinct 4 | 729 | 811 | | | | | | | | | | |
| Walker, Ward 2, Precinct 5 | 667 | 642 | | | | | | | | | | |
| Walker, Ward 2, Precinct 6 | 578 | 592 | | | | | | | | | | |
| Walker, Ward 3, Precinct 7 | 732 | 582 | | | | | | | | | | |
| Walker, Ward 3, Precinct 8 | 543 | 698 | | | | | | | | | | |
| Walker, Ward 3, Precinct 9 | 650 | 596 | | | | | | | | | | |
| Wyoming, Ward 1, Precinct 1 | 587 | 296 | | | | | | | | | | |
| Wyoming, Ward 1, Precinct 2 | 361 | 163 | | | | | | | | | | |
| Wyoming, Ward 1, Precinct 3 | 596 | 322 | | | | | | | | | | |
| Wyoming, Ward 1, Precinct 4 | 642 | 407 | | | | | | | | | | |
| Wyoming, Ward 1, Precinct 5 | 620 | 398 | | | | | | | | | | |
| Wyoming, Ward 1, Precinct 6 | 469 | 252 | | | | | | | | | | |
| Wyoming, Ward 1, Precinct 7 | 487 | 640 | | | | | | | | | | |
| Wyoming, Ward 1, Precinct 8 | 375 | 187 | | | | | | | | | | |
| Wyoming, Ward 1, Precinct 9 | 678 | 325 | | | | | | | | | | |
| Wyoming, Ward 2, Precinct 10 | 426 | 217 | | | | | | | | | | |
| Wyoming, Ward 2, Precinct 11 | 381 | 167 | | | | | | | | | | |
| Wyoming, Ward 2, Precinct 12 | 309 | 181 | | | | | | | | | | |
| Wyoming, Ward 2, Precinct 13 | 531 | 320 | | | | | | | | | | |
| Wyoming, Ward 2, Precinct 14 | 345 | 305 | | | | | | | | | | |
| Wyoming, Ward 2, Precinct 15 | 323 | 194 | | | | | | | | | | |
| Wyoming, Ward 2, Precinct 16 | 447 | 303 | | | | | | | | | | |
| Wyoming, Ward 2, Precinct 17 | 524 | 235 | | | | | | | | | | |
| Wyoming, Ward 2, Precinct 18 | 384 | 263 | | | | | | | | | | |
| Wyoming, Ward 2, Precinct 19 | 649 | 366 | | | | | | | | | | |

| | | |
|---|---|---|
| Wyoming, Ward 2, Precinct 20 | 620 | 368 |
| Wyoming, Ward 3, Precinct 21 | 694 | 553 |
| Wyoming, Ward 3, Precinct 22 | 391 | 362 |
| Wyoming, Ward 3, Precinct 23 | 648 | 387 |
| Wyoming, Ward 3, Precinct 24 | 686 | 483 |
| Wyoming, Ward 3, Precinct 25 | 515 | 624 |
| Wyoming, Ward 3, Precinct 26 | 398 | 381 |
| Wyoming, Ward 3, Precinct 27 | 366 | 378 |
| Wyoming, Ward 3, Precinct 28 | 582 | 734 |
| Wyoming, Ward 3, Precinct 29 | 478 | 602 |
| Wyoming, Ward 3, Precinct 30 | 569 | 801 |
| Courtland Township, Precinct 1 | 654 | 761 |
| Courtland Township, Precinct 2 | 658 | 829 |
| Courtland Township, Precinct 3 | 650 | 748 |
| Gaines Charter Township, Precinct 1 | 493 | 989 |
| Gaines Charter Township, Precinct 2 | 475 | 566 |
| Gaines Charter Township, Precinct 3 | 515 | 726 |
| Gaines Charter Township, Precinct 4 | 703 | 455 |
| Gaines Charter Township, Precinct 5 | 589 | 336 |
| Gaines Charter Township, Precinct 6 | 540 | 819 |
| Gaines Charter Township, Precinct 7 | 704 | 1,077 |
| Gaines Charter Township, Precinct 8 | 596 | 803 |
| Gaines Charter Township, Precinct 9 | 547 | 557 |
| Grand Rapids Charter Township, Precinct 1 | 453 | 604 |
| Grand Rapids Charter Township, Precinct 2 | 328 | 401 |
| Grand Rapids Charter Township, Precinct 3 | 653 | 680 |
| Grand Rapids Charter Township, Precinct 4 | 662 | 594 |
| Grand Rapids Charter Township, Precinct 5 | 666 | 668 |
| Grand Rapids Charter Township, Precinct 6 | 663 | 588 |
| Grand Rapids Charter Township, Precinct 7 | 373 | 284 |
| Grand Rapids Charter Township, Precinct 8 | 557 | 719 |
| Grand Rapids Charter Township, Precinct 9 | 372 | 506 |
| Grattan Township, Precinct 1 | 501 | 487 |
| Grattan Township, Precinct 2 | 562 | 547 |
| Lowell Charter Township, Precinct 1 | 808 | 830 |
| Lowell Charter Township, Precinct 2 | 762 | 569 |
| Nelson Township, Precinct 1 | 596 | 500 |
| Nelson Township, Precinct 2 | 464 | 491 |
| Oakfield Township, Precinct 1 | 526 | 442 |
| Oakfield Township, Precinct 2 | 559 | 499 |
| Oakfield Township, Precinct 3 | 386 | 390 |
| Plainfield Charter Township, Precinct 1 | 928 | 977 |
| Plainfield Charter Township, Precinct 2 | 756 | 656 |
| Plainfield Charter Township, Precinct 3 | 762 | 426 |
| Plainfield Charter Township, Precinct 4 | 867 | 575 |
| Plainfield Charter Township, Precinct 5 | 808 | 567 |
| Plainfield Charter Township, Precinct 6 | 945 | 1,059 |
| Plainfield Charter Township, Precinct 7 | 824 | 1,100 |
| Plainfield Charter Township, Precinct 8 | 1,005 | 873 |
| Plainfield Charter Township, Precinct 9 | 847 | 748 |
| Plainfield Charter Township, Precinct 10 | 670 | 659 |
| Plainfield Charter Township, Precinct 11 | 578 | 696 |
| Solon Township, Precinct 1 | 511 | 560 |
| Solon Township, Precinct 2 | 834 | 758 |
| Sparta Township, Precinct 1 | 928 | 698 |
| Sparta Township, Precinct 2 | 428 | 470 |
| Sparta Township, Precinct 3 | 564 | 544 |
| Spencer Township, Precinct 1 | 926 | 850 |
| Tyrone Township, Precinct 1 | 519 | 530 |
| Tyrone Township, Precinct 2 | 389 | 419 |
| Vergennes Township, Precinct 1 | 595 | 744 |
| Vergennes Township, Precinct 2 | 584 | 563 |
| Total | 153,291 | 124,084 |
| | | |
| | | |
| **St. Prop. 18-2, Ind. Redistricting Initiative (Vote for 1)** | | |
| Precinct | Yes | No |
| Ada Township, Precinct 1 | 511 | 329 |
| Ada Township, Precinct 2 | 906 | 629 |
| Ada Township, Precinct 3 | 533 | 391 |
| Ada Township, Precinct 4 | 374 | 384 |
| Ada Township, Precinct 5 | 691 | 631 |
| Ada Township, Precinct 6 | 350 | 238 |
| Ada Township, Precinct 7 | 450 | 326 |
| Ada Township, Precinct 8 | 461 | 333 |
| Algoma Township, Precinct 1 | 417 | 376 |
| Algoma Township, Precinct 2 | 526 | 502 |
| Algoma Township, Precinct 3 | 550 | 525 |

| | | |
|---|---|---|
| Algoma Township, Precinct 4 | 597 | 443 |
| Algoma Township, Precinct 5 | 810 | 581 |
| Alpine Township, Precinct 1 | 351 | 301 |
| Alpine Township, Precinct 2 | 533 | 273 |
| Alpine Township, Precinct 3 | 916 | 537 |
| Alpine Township, Precinct 4 | 626 | 493 |
| Alpine Township, Precinct 5 | 317 | 345 |
| Alpine Township, Precinct 6 | 474 | 162 |
| Bowne Township, Precinct 1 | 707 | 884 |
| Byron Township, Precinct 1 | 691 | 992 |
| Byron Township, Precinct 2 | 882 | 988 |
| Byron Township, Precinct 3 | 653 | 401 |
| Byron Township, Precinct 4 | 522 | 935 |
| Byron Township, Precinct 5 | 661 | 987 |
| Byron Township, Precinct 6 | 488 | 559 |
| Byron Township, Precinct 7 | 728 | 686 |
| Byron Township, Precinct 8 | 804 | 662 |
| Caledonia Township, Precinct 1 | 418 | 319 |
| Caledonia Township, Precinct 2 | 673 | 761 |
| Caledonia Township, Precinct 3 | 683 | 741 |
| Caledonia Township, Precinct 4 | 407 | 509 |
| Caledonia Township, Precinct 5 | 741 | 763 |
| Caledonia Township, Precinct 6 | 731 | 516 |
| Cannon Township, Precinct 1 | 785 | 679 |
| Cannon Township, Precinct 2 | 687 | 607 |
| Cannon Township, Precinct 3 | 613 | 523 |
| Cannon Township, Precinct 4 | 833 | 699 |
| Cannon Township, Precinct 5 | 592 | 508 |
| Cannon Township, Precinct 6 | 688 | 590 |
| Cascade Charter Township, Precinct 1 | 548 | 448 |
| Cascade Charter Township, Precinct 2 | 635 | 565 |
| Cascade Charter Township, Precinct 3 | 452 | 375 |
| Cascade Charter Township, Precinct 4 | 692 | 502 |
| Cascade Charter Township, Precinct 5 | 916 | 733 |
| Cascade Charter Township, Precinct 6 | 626 | 414 |
| Cascade Charter Township, Precinct 7 | 469 | 280 |
| Cascade Charter Township, Precinct 8 | 612 | 391 |
| Cascade Charter Township, Precinct 9 | 597 | 467 |
| Cascade Charter Township, Precinct 10 | 503 | 436 |
| Cedar Springs, Precinct 1 | 556 | 482 |
| East Grand Rapids, Ward 1, Precinct 1 | 800 | 306 |
| East Grand Rapids, Ward 1, Precinct 2 | 736 | 365 |
| East Grand Rapids, Ward 2, Precinct 3 | 743 | 338 |
| East Grand Rapids, Ward 2, Precinct 4 | 734 | 286 |
| East Grand Rapids, Ward 3, Precinct 5 | 774 | 290 |
| East Grand Rapids, Ward 3, Precinct 6 | 828 | 266 |
| Grand Rapids, Ward 1, Precinct 1 | 786 | 263 |
| Grand Rapids, Ward 1, Precinct 2 | 393 | 99 |
| Grand Rapids, Ward 1, Precinct 3 | 935 | 347 |
| Grand Rapids, Ward 1, Precinct 4 | 909 | 207 |
| Grand Rapids, Ward 1, Precinct 5 | 509 | 160 |
| Grand Rapids, Ward 1, Precinct 6 | 864 | 518 |
| Grand Rapids, Ward 1, Precinct 7 | 377 | 218 |
| Grand Rapids, Ward 1, Precinct 8 | 647 | 235 |
| Grand Rapids, Ward 1, Precinct 9 | 654 | 184 |
| Grand Rapids, Ward 1, Precinct 10 | 718 | 299 |
| Grand Rapids, Ward 1, Precinct 11 | 387 | 233 |
| Grand Rapids, Ward 1, Precinct 12 | 572 | 127 |
| Grand Rapids, Ward 1, Precinct 13 | 655 | 237 |
| Grand Rapids, Ward 1, Precinct 14 | 863 | 360 |
| Grand Rapids, Ward 1, Precinct 15 | 399 | 139 |
| Grand Rapids, Ward 1, Precinct 16 | 494 | 146 |
| Grand Rapids, Ward 1, Precinct 17 | 786 | 330 |
| Grand Rapids, Ward 1, Precinct 18 | 327 | 93 |
| Grand Rapids, Ward 1, Precinct 19 | 703 | 249 |
| Grand Rapids, Ward 1, Precinct 20 | 968 | 580 |
| Grand Rapids, Ward 1, Precinct 21 | 756 | 567 |
| Grand Rapids, Ward 1, Precinct 22 | 157 | 66 |
| Grand Rapids, Ward 1, Precinct 23 | 773 | 508 |
| Grand Rapids, Ward 1, Precinct 24 | 321 | 108 |
| Grand Rapids, Ward 2, Precinct 25 | 646 | 125 |
| Grand Rapids, Ward 2, Precinct 26 | 702 | 268 |
| Grand Rapids, Ward 2, Precinct 27 | 567 | 165 |
| Grand Rapids, Ward 2, Precinct 28 | 872 | 255 |
| Grand Rapids, Ward 2, Precinct 29 | 577 | 184 |
| Grand Rapids, Ward 2, Precinct 30 | 950 | 264 |
| Grand Rapids, Ward 2, Precinct 31 | 881 | 279 |
| Grand Rapids, Ward 2, Precinct 32 | 576 | 137 |
| Grand Rapids, Ward 2, Precinct 33 | 610 | 118 |
| Grand Rapids, Ward 2, Precinct 34 | 848 | 333 |
| Grand Rapids, Ward 2, Precinct 35 | 894 | 427 |

| | | |
|---|---|---|
| Grand Rapids, Ward 2, Precinct 36 | 369 | 167 |
| Grand Rapids, Ward 2, Precinct 37 | 1,102 | 490 |
| Grand Rapids, Ward 2, Precinct 38 | 1,093 | 285 |
| Grand Rapids, Ward 2, Precinct 39 | 504 | 68 |
| Grand Rapids, Ward 2, Precinct 40 | 1,024 | 150 |
| Grand Rapids, Ward 2, Precinct 41 | 1,859 | 799 |
| Grand Rapids, Ward 2, Precinct 42 | 973 | 344 |
| Grand Rapids, Ward 2, Precinct 43 | 741 | 366 |
| Grand Rapids, Ward 2, Precinct 44 | 792 | 424 |
| Grand Rapids, Ward 2, Precinct 45 | 903 | 545 |
| Grand Rapids, Ward 2, Precinct 46 | 791 | 402 |
| Grand Rapids, Ward 2, Precinct 47 | 869 | 360 |
| Grand Rapids, Ward 2, Precinct 48 | 660 | 140 |
| Grand Rapids, Ward 2, Precinct 49 | 936 | 153 |
| Grand Rapids, Ward 2, Precinct 50 | 1,209 | 172 |
| Grand Rapids, Ward 3, Precinct 51 | 578 | 262 |
| Grand Rapids, Ward 3, Precinct 52 | 427 | 64 |
| Grand Rapids, Ward 3, Precinct 53 | 1,116 | 546 |
| Grand Rapids, Ward 3, Precinct 54 | 594 | 380 |
| Grand Rapids, Ward 3, Precinct 55 | 931 | 445 |
| Grand Rapids, Ward 3, Precinct 56 | 822 | 405 |
| Grand Rapids, Ward 3, Precinct 57 | 548 | 211 |
| Grand Rapids, Ward 3, Precinct 58 | 725 | 373 |
| Grand Rapids, Ward 3, Precinct 59 | 1,161 | 390 |
| Grand Rapids, Ward 3, Precinct 60 | 1,081 | 196 |
| Grand Rapids, Ward 3, Precinct 61 | 456 | 91 |
| Grand Rapids, Ward 3, Precinct 62 | 574 | 228 |
| Grand Rapids, Ward 3, Precinct 63 | 656 | 179 |
| Grand Rapids, Ward 3, Precinct 64 | 577 | 231 |
| Grand Rapids, Ward 3, Precinct 65 | 641 | 254 |
| Grand Rapids, Ward 3, Precinct 66 | 615 | 169 |
| Grand Rapids, Ward 3, Precinct 67 | 795 | 186 |
| Grand Rapids, Ward 3, Precinct 68 | 889 | 208 |
| Grand Rapids, Ward 3, Precinct 69 | 563 | 361 |
| Grand Rapids, Ward 3, Precinct 70 | 476 | 138 |
| Grand Rapids, Ward 3, Precinct 71 | 742 | 177 |
| Grand Rapids, Ward 3, Precinct 72 | 437 | 138 |
| Grand Rapids, Ward 3, Precinct 73 | 541 | 197 |
| Grand Rapids, Ward 3, Precinct 74 | 574 | 193 |
| Grand Rapids, Ward 3, Precinct 75 | 472 | 110 |
| Grand Rapids, Ward 3, Precinct 76 | 515 | 104 |
| Grand Rapids, Ward 3, Precinct 77 | 637 | 250 |
| Grandville, Precinct 1 | 576 | 416 |
| Grandville, Precinct 2 | 710 | 468 |
| Grandville, Precinct 3 | 720 | 601 |
| Grandville, Precinct 4 | 836 | 601 |
| Grandville, Precinct 5 | 785 | 656 |
| Grandville, Precinct 6 | 568 | 558 |
| Kentwood, Ward 1, Precinct 1 | 576 | 378 |
| Kentwood, Ward 1, Precinct 2 | 1,034 | 596 |
| Kentwood, Ward 1, Precinct 3 | 559 | 375 |
| Kentwood, Ward 1, Precinct 4 | 407 | 205 |
| Kentwood, Ward 1, Precinct 5 | 375 | 247 |
| Kentwood, Ward 1, Precinct 6 | 649 | 392 |
| Kentwood, Ward 1, Precinct 7 | 683 | 337 |
| Kentwood, Ward 1, Precinct 8 | 960 | 559 |
| Kentwood, Ward 1, Precinct 9 | 710 | 355 |
| Kentwood, Ward 2, Precinct 10 | 859 | 468 |
| Kentwood, Ward 2, Precinct 11 | 1,126 | 561 |
| Kentwood, Ward 2, Precinct 12 | 587 | 293 |
| Kentwood, Ward 2, Precinct 13 | 696 | 414 |
| Kentwood, Ward 2, Precinct 14 | 335 | 165 |
| Kentwood, Ward 2, Precinct 15 | 830 | 355 |
| Kentwood, Ward 2, Precinct 16 | 1,100 | 651 |
| Kentwood, Ward 2, Precinct 17 | 489 | 234 |
| Kentwood, Ward 2, Precinct 18 | 699 | 270 |
| Lowell, Precinct 1 | 601 | 333 |
| Lowell, Precinct 2 | 411 | 292 |
| Rockford, Precinct 1 | 743 | 403 |
| Rockford, Precinct 2 | 1,075 | 582 |
| Walker, Ward 1, Precinct 1 | 672 | 291 |
| Walker, Ward 1, Precinct 2 | 706 | 411 |
| Walker, Ward 1, Precinct 3 | 797 | 458 |
| Walker, Ward 2, Precinct 4 | 818 | 680 |
| Walker, Ward 2, Precinct 5 | 737 | 540 |
| Walker, Ward 2, Precinct 6 | 702 | 439 |
| Walker, Ward 3, Precinct 7 | 781 | 507 |
| Walker, Ward 3, Precinct 8 | 598 | 619 |
| Walker, Ward 3, Precinct 9 | 722 | 510 |
| Wyoming, Ward 1, Precinct 1 | 551 | 303 |
| Wyoming, Ward 1, Precinct 2 | 311 | 186 |

| | | |
|---|---|---|
| Wyoming, Ward 1, Precinct 3 | 583 | 311 |
| Wyoming, Ward 1, Precinct 4 | 640 | 385 |
| Wyoming, Ward 1, Precinct 5 | 665 | 325 |
| Wyoming, Ward 1, Precinct 6 | 479 | 229 |
| Wyoming, Ward 1, Precinct 7 | 616 | 484 |
| Wyoming, Ward 1, Precinct 8 | 354 | 193 |
| Wyoming, Ward 1, Precinct 9 | 649 | 331 |
| Wyoming, Ward 2, Precinct 10 | 391 | 240 |
| Wyoming, Ward 2, Precinct 11 | 369 | 166 |
| Wyoming, Ward 2, Precinct 12 | 304 | 165 |
| Wyoming, Ward 2, Precinct 13 | 526 | 315 |
| Wyoming, Ward 2, Precinct 14 | 377 | 267 |
| Wyoming, Ward 2, Precinct 15 | 321 | 190 |
| Wyoming, Ward 2, Precinct 16 | 435 | 300 |
| Wyoming, Ward 2, Precinct 17 | 491 | 243 |
| Wyoming, Ward 2, Precinct 18 | 414 | 219 |
| Wyoming, Ward 2, Precinct 19 | 659 | 339 |
| Wyoming, Ward 2, Precinct 20 | 641 | 323 |
| Wyoming, Ward 3, Precinct 21 | 732 | 493 |
| Wyoming, Ward 3, Precinct 22 | 446 | 290 |
| Wyoming, Ward 3, Precinct 23 | 690 | 324 |
| Wyoming, Ward 3, Precinct 24 | 715 | 428 |
| Wyoming, Ward 3, Precinct 25 | 612 | 520 |
| Wyoming, Ward 3, Precinct 26 | 459 | 305 |
| Wyoming, Ward 3, Precinct 27 | 416 | 320 |
| Wyoming, Ward 3, Precinct 28 | 704 | 593 |
| Wyoming, Ward 3, Precinct 29 | 610 | 448 |
| Wyoming, Ward 3, Precinct 30 | 709 | 636 |
| Courtland Township, Precinct 1 | 732 | 638 |
| Courtland Township, Precinct 2 | 727 | 717 |
| Courtland Township, Precinct 3 | 719 | 659 |
| Gaines Charter Township, Precinct 1 | 579 | 870 |
| Gaines Charter Township, Precinct 2 | 610 | 417 |
| Gaines Charter Township, Precinct 3 | 598 | 620 |
| Gaines Charter Township, Precinct 4 | 694 | 444 |
| Gaines Charter Township, Precinct 5 | 584 | 323 |
| Gaines Charter Township, Precinct 6 | 636 | 691 |
| Gaines Charter Township, Precinct 7 | 850 | 895 |
| Gaines Charter Township, Precinct 8 | 754 | 606 |
| Gaines Charter Township, Precinct 9 | 650 | 437 |
| Grand Rapids Charter Township, Precinct 1 | 573 | 468 |
| Grand Rapids Charter Township, Precinct 2 | 408 | 314 |
| Grand Rapids Charter Township, Precinct 3 | 820 | 486 |
| Grand Rapids Charter Township, Precinct 4 | 787 | 443 |
| Grand Rapids Charter Township, Precinct 5 | 848 | 476 |
| Grand Rapids Charter Township, Precinct 6 | 748 | 492 |
| Grand Rapids Charter Township, Precinct 7 | 391 | 253 |
| Grand Rapids Charter Township, Precinct 8 | 718 | 533 |
| Grand Rapids Charter Township, Precinct 9 | 470 | 401 |
| Grattan Township, Precinct 1 | 522 | 449 |
| Grattan Township, Precinct 2 | 621 | 465 |
| Lowell Charter Township, Precinct 1 | 837 | 781 |
| Lowell Charter Township, Precinct 2 | 785 | 523 |
| Nelson Township, Precinct 1 | 549 | 520 |
| Nelson Township, Precinct 2 | 463 | 460 |
| Oakfield Township, Precinct 1 | 543 | 414 |
| Oakfield Township, Precinct 2 | 561 | 475 |
| Oakfield Township, Precinct 3 | 425 | 329 |
| Plainfield Charter Township, Precinct 1 | 1,037 | 878 |
| Plainfield Charter Township, Precinct 2 | 805 | 582 |
| Plainfield Charter Township, Precinct 3 | 765 | 403 |
| Plainfield Charter Township, Precinct 4 | 911 | 505 |
| Plainfield Charter Township, Precinct 5 | 828 | 513 |
| Plainfield Charter Township, Precinct 6 | 1,151 | 812 |
| Plainfield Charter Township, Precinct 7 | 1,118 | 766 |
| Plainfield Charter Township, Precinct 8 | 1,151 | 684 |
| Plainfield Charter Township, Precinct 9 | 921 | 648 |
| Plainfield Charter Township, Precinct 10 | 741 | 549 |
| Plainfield Charter Township, Precinct 11 | 723 | 524 |
| Solon Township, Precinct 1 | 541 | 504 |
| Solon Township, Precinct 2 | 794 | 745 |
| Sparta Township, Precinct 1 | 944 | 635 |
| Sparta Township, Precinct 2 | 423 | 454 |
| Sparta Township, Precinct 3 | 557 | 519 |
| Spencer Township, Precinct 1 | 881 | 852 |
| Tyrone Township, Precinct 1 | 466 | 565 |
| Tyrone Township, Precinct 2 | 405 | 387 |
| Vergennes Township, Precinct 1 | 651 | 656 |
| Vergennes Township, Precinct 2 | 606 | 518 |
| Total | 168,367 | 103,570 |

| St. Prop. 18-3, Voting Policies Initiative (Vote for 1) | | |
|---|---|---|
| Precinct | Yes | No |
| Ada Township, Precinct 1 | 548 | 304 |
| Ada Township, Precinct 2 | 1,040 | 489 |
| Ada Township, Precinct 3 | 577 | 343 |
| Ada Township, Precinct 4 | 429 | 330 |
| Ada Township, Precinct 5 | 782 | 537 |
| Ada Township, Precinct 6 | 385 | 210 |
| Ada Township, Precinct 7 | 502 | 275 |
| Ada Township, Precinct 8 | 483 | 319 |
| Algoma Township, Precinct 1 | 445 | 352 |
| Algoma Township, Precinct 2 | 580 | 453 |
| Algoma Township, Precinct 3 | 618 | 462 |
| Algoma Township, Precinct 4 | 648 | 404 |
| Algoma Township, Precinct 5 | 899 | 499 |
| Alpine Township, Precinct 1 | 396 | 261 |
| Alpine Township, Precinct 2 | 549 | 265 |
| Alpine Township, Precinct 3 | 984 | 471 |
| Alpine Township, Precinct 4 | 693 | 439 |
| Alpine Township, Precinct 5 | 367 | 296 |
| Alpine Township, Precinct 6 | 523 | 115 |
| Bowne Township, Precinct 1 | 806 | 786 |
| Byron Township, Precinct 1 | 801 | 888 |
| Byron Township, Precinct 2 | 979 | 909 |
| Byron Township, Precinct 3 | 740 | 316 |
| Byron Township, Precinct 4 | 625 | 836 |
| Byron Township, Precinct 5 | 806 | 845 |
| Byron Township, Precinct 6 | 577 | 465 |
| Byron Township, Precinct 7 | 812 | 604 |
| Byron Township, Precinct 8 | 880 | 583 |
| Caledonia Township, Precinct 1 | 487 | 258 |
| Caledonia Township, Precinct 2 | 802 | 644 |
| Caledonia Township, Precinct 3 | 783 | 644 |
| Caledonia Township, Precinct 4 | 473 | 453 |
| Caledonia Township, Precinct 5 | 853 | 656 |
| Caledonia Township, Precinct 6 | 793 | 461 |
| Cannon Township, Precinct 1 | 880 | 586 |
| Cannon Township, Precinct 2 | 781 | 522 |
| Cannon Township, Precinct 3 | 702 | 442 |
| Cannon Township, Precinct 4 | 948 | 597 |
| Cannon Township, Precinct 5 | 632 | 468 |
| Cannon Township, Precinct 6 | 756 | 534 |
| Cascade Charter Township, Precinct 1 | 570 | 430 |
| Cascade Charter Township, Precinct 2 | 719 | 490 |
| Cascade Charter Township, Precinct 3 | 509 | 327 |
| Cascade Charter Township, Precinct 4 | 763 | 438 |
| Cascade Charter Township, Precinct 5 | 988 | 686 |
| Cascade Charter Township, Precinct 6 | 689 | 365 |
| Cascade Charter Township, Precinct 7 | 464 | 285 |
| Cascade Charter Township, Precinct 8 | 668 | 340 |
| Cascade Charter Township, Precinct 9 | 655 | 409 |
| Cascade Charter Township, Precinct 10 | 561 | 374 |
| Cedar Springs, Precinct 1 | 664 | 374 |
| East Grand Rapids, Ward 1, Precinct 1 | 823 | 285 |
| East Grand Rapids, Ward 1, Precinct 2 | 793 | 301 |
| East Grand Rapids, Ward 2, Precinct 3 | 804 | 279 |
| East Grand Rapids, Ward 2, Precinct 4 | 777 | 249 |
| East Grand Rapids, Ward 3, Precinct 5 | 817 | 249 |
| East Grand Rapids, Ward 3, Precinct 6 | 853 | 254 |
| Grand Rapids, Ward 1, Precinct 1 | 861 | 188 |
| Grand Rapids, Ward 1, Precinct 2 | 411 | 84 |
| Grand Rapids, Ward 1, Precinct 3 | 1,004 | 287 |
| Grand Rapids, Ward 1, Precinct 4 | 918 | 197 |
| Grand Rapids, Ward 1, Precinct 5 | 558 | 118 |
| Grand Rapids, Ward 1, Precinct 6 | 937 | 449 |
| Grand Rapids, Ward 1, Precinct 7 | 402 | 193 |
| Grand Rapids, Ward 1, Precinct 8 | 646 | 242 |
| Grand Rapids, Ward 1, Precinct 9 | 717 | 130 |
| Grand Rapids, Ward 1, Precinct 10 | 740 | 277 |
| Grand Rapids, Ward 1, Precinct 11 | 384 | 232 |
| Grand Rapids, Ward 1, Precinct 12 | 592 | 117 |
| Grand Rapids, Ward 1, Precinct 13 | 710 | 183 |
| Grand Rapids, Ward 1, Precinct 14 | 934 | 291 |
| Grand Rapids, Ward 1, Precinct 15 | 461 | 81 |
| Grand Rapids, Ward 1, Precinct 16 | 543 | 100 |
| Grand Rapids, Ward 1, Precinct 17 | 864 | 259 |
| Grand Rapids, Ward 1, Precinct 18 | 363 | 59 |
| Grand Rapids, Ward 1, Precinct 19 | 742 | 209 |

| | | |
|---|---|---|
| Grand Rapids, Ward 1, Precinct 20 | 1,028 | 524 |
| Grand Rapids, Ward 1, Precinct 21 | 839 | 488 |
| Grand Rapids, Ward 1, Precinct 22 | 185 | 39 |
| Grand Rapids, Ward 1, Precinct 23 | 834 | 440 |
| Grand Rapids, Ward 1, Precinct 24 | 374 | 61 |
| Grand Rapids, Ward 2, Precinct 25 | 669 | 103 |
| Grand Rapids, Ward 2, Precinct 26 | 730 | 235 |
| Grand Rapids, Ward 2, Precinct 27 | 585 | 146 |
| Grand Rapids, Ward 2, Precinct 28 | 911 | 211 |
| Grand Rapids, Ward 2, Precinct 29 | 637 | 128 |
| Grand Rapids, Ward 2, Precinct 30 | 983 | 232 |
| Grand Rapids, Ward 2, Precinct 31 | 956 | 209 |
| Grand Rapids, Ward 2, Precinct 32 | 606 | 110 |
| Grand Rapids, Ward 2, Precinct 33 | 635 | 88 |
| Grand Rapids, Ward 2, Precinct 34 | 922 | 261 |
| Grand Rapids, Ward 2, Precinct 35 | 962 | 357 |
| Grand Rapids, Ward 2, Precinct 36 | 404 | 137 |
| Grand Rapids, Ward 2, Precinct 37 | 1,174 | 409 |
| Grand Rapids, Ward 2, Precinct 38 | 1,165 | 217 |
| Grand Rapids, Ward 2, Precinct 39 | 527 | 54 |
| Grand Rapids, Ward 2, Precinct 40 | 1,045 | 131 |
| Grand Rapids, Ward 2, Precinct 41 | 1,918 | 749 |
| Grand Rapids, Ward 2, Precinct 42 | 1,013 | 313 |
| Grand Rapids, Ward 2, Precinct 43 | 778 | 326 |
| Grand Rapids, Ward 2, Precinct 44 | 827 | 384 |
| Grand Rapids, Ward 2, Precinct 45 | 964 | 481 |
| Grand Rapids, Ward 2, Precinct 46 | 853 | 339 |
| Grand Rapids, Ward 2, Precinct 47 | 892 | 328 |
| Grand Rapids, Ward 2, Precinct 48 | 682 | 129 |
| Grand Rapids, Ward 2, Precinct 49 | 973 | 120 |
| Grand Rapids, Ward 2, Precinct 50 | 1,249 | 131 |
| Grand Rapids, Ward 3, Precinct 51 | 663 | 185 |
| Grand Rapids, Ward 3, Precinct 52 | 455 | 36 |
| Grand Rapids, Ward 3, Precinct 53 | 1,131 | 517 |
| Grand Rapids, Ward 3, Precinct 54 | 652 | 319 |
| Grand Rapids, Ward 3, Precinct 55 | 1,023 | 358 |
| Grand Rapids, Ward 3, Precinct 56 | 892 | 346 |
| Grand Rapids, Ward 3, Precinct 57 | 585 | 179 |
| Grand Rapids, Ward 3, Precinct 58 | 798 | 302 |
| Grand Rapids, Ward 3, Precinct 59 | 1,205 | 352 |
| Grand Rapids, Ward 3, Precinct 60 | 1,149 | 132 |
| Grand Rapids, Ward 3, Precinct 61 | 456 | 83 |
| Grand Rapids, Ward 3, Precinct 62 | 697 | 117 |
| Grand Rapids, Ward 3, Precinct 63 | 736 | 103 |
| Grand Rapids, Ward 3, Precinct 64 | 679 | 138 |
| Grand Rapids, Ward 3, Precinct 65 | 679 | 220 |
| Grand Rapids, Ward 3, Precinct 66 | 711 | 83 |
| Grand Rapids, Ward 3, Precinct 67 | 895 | 88 |
| Grand Rapids, Ward 3, Precinct 68 | 921 | 177 |
| Grand Rapids, Ward 3, Precinct 69 | 594 | 335 |
| Grand Rapids, Ward 3, Precinct 70 | 550 | 72 |
| Grand Rapids, Ward 3, Precinct 71 | 787 | 131 |
| Grand Rapids, Ward 3, Precinct 72 | 464 | 110 |
| Grand Rapids, Ward 3, Precinct 73 | 572 | 163 |
| Grand Rapids, Ward 3, Precinct 74 | 612 | 153 |
| Grand Rapids, Ward 3, Precinct 75 | 509 | 73 |
| Grand Rapids, Ward 3, Precinct 76 | 564 | 57 |
| Grand Rapids, Ward 3, Precinct 77 | 701 | 185 |
| Grandville, Precinct 1 | 640 | 360 |
| Grandville, Precinct 2 | 744 | 433 |
| Grandville, Precinct 3 | 798 | 534 |
| Grandville, Precinct 4 | 834 | 598 |
| Grandville, Precinct 5 | 833 | 609 |
| Grandville, Precinct 6 | 628 | 505 |
| Kentwood, Ward 1, Precinct 1 | 657 | 293 |
| Kentwood, Ward 1, Precinct 2 | 1,141 | 502 |
| Kentwood, Ward 1, Precinct 3 | 610 | 328 |
| Kentwood, Ward 1, Precinct 4 | 441 | 180 |
| Kentwood, Ward 1, Precinct 5 | 432 | 194 |
| Kentwood, Ward 1, Precinct 6 | 728 | 323 |
| Kentwood, Ward 1, Precinct 7 | 756 | 273 |
| Kentwood, Ward 1, Precinct 8 | 1,039 | 483 |
| Kentwood, Ward 1, Precinct 9 | 766 | 308 |
| Kentwood, Ward 2, Precinct 10 | 933 | 401 |
| Kentwood, Ward 2, Precinct 11 | 1,196 | 499 |
| Kentwood, Ward 2, Precinct 12 | 652 | 236 |
| Kentwood, Ward 2, Precinct 13 | 752 | 380 |
| Kentwood, Ward 2, Precinct 14 | 357 | 140 |
| Kentwood, Ward 2, Precinct 15 | 938 | 253 |
| Kentwood, Ward 2, Precinct 16 | 1,184 | 578 |
| Kentwood, Ward 2, Precinct 17 | 578 | 162 |

| | | | | | | | | | | | | |
|---|---|---|---|---|---|---|---|---|---|---|---|---|
| Kentwood, Ward 2, Precinct 18 | 769 | 205 | | | | | | | | | | |
| Lowell, Precinct 1 | 664 | 269 | | | | | | | | | | |
| Lowell, Precinct 2 | 471 | 232 | | | | | | | | | | |
| Rockford, Precinct 1 | 772 | 374 | | | | | | | | | | |
| Rockford, Precinct 2 | 1,198 | 473 | | | | | | | | | | |
| Walker, Ward 1, Precinct 1 | 732 | 241 | | | | | | | | | | |
| Walker, Ward 1, Precinct 2 | 693 | 436 | | | | | | | | | | |
| Walker, Ward 1, Precinct 3 | 865 | 394 | | | | | | | | | | |
| Walker, Ward 2, Precinct 4 | 914 | 590 | | | | | | | | | | |
| Walker, Ward 2, Precinct 5 | 773 | 503 | | | | | | | | | | |
| Walker, Ward 2, Precinct 6 | 731 | 410 | | | | | | | | | | |
| Walker, Ward 3, Precinct 7 | 839 | 453 | | | | | | | | | | |
| Walker, Ward 3, Precinct 8 | 656 | 564 | | | | | | | | | | |
| Walker, Ward 3, Precinct 9 | 781 | 447 | | | | | | | | | | |
| Wyoming, Ward 1, Precinct 1 | 615 | 259 | | | | | | | | | | |
| Wyoming, Ward 1, Precinct 2 | 368 | 147 | | | | | | | | | | |
| Wyoming, Ward 1, Precinct 3 | 670 | 237 | | | | | | | | | | |
| Wyoming, Ward 1, Precinct 4 | 706 | 324 | | | | | | | | | | |
| Wyoming, Ward 1, Precinct 5 | 729 | 267 | | | | | | | | | | |
| Wyoming, Ward 1, Precinct 6 | 512 | 192 | | | | | | | | | | |
| Wyoming, Ward 1, Precinct 7 | 705 | 395 | | | | | | | | | | |
| Wyoming, Ward 1, Precinct 8 | 404 | 149 | | | | | | | | | | |
| Wyoming, Ward 1, Precinct 9 | 726 | 259 | | | | | | | | | | |
| Wyoming, Ward 2, Precinct 10 | 465 | 170 | | | | | | | | | | |
| Wyoming, Ward 2, Precinct 11 | 410 | 127 | | | | | | | | | | |
| Wyoming, Ward 2, Precinct 12 | 360 | 113 | | | | | | | | | | |
| Wyoming, Ward 2, Precinct 13 | 602 | 241 | | | | | | | | | | |
| Wyoming, Ward 2, Precinct 14 | 431 | 209 | | | | | | | | | | |
| Wyoming, Ward 2, Precinct 15 | 366 | 150 | | | | | | | | | | |
| Wyoming, Ward 2, Precinct 16 | 505 | 237 | | | | | | | | | | |
| Wyoming, Ward 2, Precinct 17 | 593 | 148 | | | | | | | | | | |
| Wyoming, Ward 2, Precinct 18 | 461 | 177 | | | | | | | | | | |
| Wyoming, Ward 2, Precinct 19 | 715 | 278 | | | | | | | | | | |
| Wyoming, Ward 2, Precinct 20 | 694 | 285 | | | | | | | | | | |
| Wyoming, Ward 3, Precinct 21 | 820 | 400 | | | | | | | | | | |
| Wyoming, Ward 3, Precinct 22 | 479 | 257 | | | | | | | | | | |
| Wyoming, Ward 3, Precinct 23 | 747 | 269 | | | | | | | | | | |
| Wyoming, Ward 3, Precinct 24 | 814 | 337 | | | | | | | | | | |
| Wyoming, Ward 3, Precinct 25 | 655 | 478 | | | | | | | | | | |
| Wyoming, Ward 3, Precinct 26 | 518 | 253 | | | | | | | | | | |
| Wyoming, Ward 3, Precinct 27 | 491 | 245 | | | | | | | | | | |
| Wyoming, Ward 3, Precinct 28 | 830 | 481 | | | | | | | | | | |
| Wyoming, Ward 3, Precinct 29 | 673 | 389 | | | | | | | | | | |
| Wyoming, Ward 3, Precinct 30 | 825 | 525 | | | | | | | | | | |
| Courtland Township, Precinct 1 | 862 | 516 | | | | | | | | | | |
| Courtland Township, Precinct 2 | 805 | 629 | | | | | | | | | | |
| Courtland Township, Precinct 3 | 831 | 544 | | | | | | | | | | |
| Gaines Charter Township, Precinct 1 | 707 | 743 | | | | | | | | | | |
| Gaines Charter Township, Precinct 2 | 659 | 376 | | | | | | | | | | |
| Gaines Charter Township, Precinct 3 | 670 | 546 | | | | | | | | | | |
| Gaines Charter Township, Precinct 4 | 782 | 353 | | | | | | | | | | |
| Gaines Charter Township, Precinct 5 | 680 | 236 | | | | | | | | | | |
| Gaines Charter Township, Precinct 6 | 709 | 629 | | | | | | | | | | |
| Gaines Charter Township, Precinct 7 | 960 | 795 | | | | | | | | | | |
| Gaines Charter Township, Precinct 8 | 778 | 583 | | | | | | | | | | |
| Gaines Charter Township, Precinct 9 | 762 | 327 | | | | | | | | | | |
| Grand Rapids Charter Township, Precinct 1 | 628 | 400 | | | | | | | | | | |
| Grand Rapids Charter Township, Precinct 2 | 463 | 247 | | | | | | | | | | |
| Grand Rapids Charter Township, Precinct 3 | 842 | 462 | | | | | | | | | | |
| Grand Rapids Charter Township, Precinct 4 | 833 | 376 | | | | | | | | | | |
| Grand Rapids Charter Township, Precinct 5 | 886 | 428 | | | | | | | | | | |
| Grand Rapids Charter Township, Precinct 6 | 794 | 442 | | | | | | | | | | |
| Grand Rapids Charter Township, Precinct 7 | 422 | 220 | | | | | | | | | | |
| Grand Rapids Charter Township, Precinct 8 | 816 | 430 | | | | | | | | | | |
| Grand Rapids Charter Township, Precinct 9 | 518 | 341 | | | | | | | | | | |
| Grattan Township, Precinct 1 | 577 | 397 | | | | | | | | | | |
| Grattan Township, Precinct 2 | 642 | 442 | | | | | | | | | | |
| Lowell Charter Township, Precinct 1 | 939 | 669 | | | | | | | | | | |
| Lowell Charter Township, Precinct 2 | 852 | 454 | | | | | | | | | | |
| Nelson Township, Precinct 1 | 625 | 445 | | | | | | | | | | |
| Nelson Township, Precinct 2 | 541 | 396 | | | | | | | | | | |
| Oakfield Township, Precinct 1 | 579 | 377 | | | | | | | | | | |
| Oakfield Township, Precinct 2 | 603 | 433 | | | | | | | | | | |
| Oakfield Township, Precinct 3 | 448 | 315 | | | | | | | | | | |
| Plainfield Charter Township, Precinct 1 | 1,147 | 730 | | | | | | | | | | |
| Plainfield Charter Township, Precinct 2 | 929 | 464 | | | | | | | | | | |
| Plainfield Charter Township, Precinct 3 | 836 | 340 | | | | | | | | | | |
| Plainfield Charter Township, Precinct 4 | 1,004 | 414 | | | | | | | | | | |
| Plainfield Charter Township, Precinct 5 | 931 | 420 | | | | | | | | | | |
| Plainfield Charter Township, Precinct 6 | 1,233 | 734 | | | | | | | | | | |
| Plainfield Charter Township, Precinct 7 | 1,147 | 744 | | | | | | | | | | |

| | | | | | | | | | | | | |
|---|---|---|---|---|---|---|---|---|---|---|---|---|
| Plainfield Charter Township, Precinct 8 | 1,225 | 625 | | | | | | | | | | |
| Plainfield Charter Township, Precinct 9 | 1,007 | 567 | | | | | | | | | | |
| Plainfield Charter Township, Precinct 10 | 822 | 480 | | | | | | | | | | |
| Plainfield Charter Township, Precinct 11 | 774 | 482 | | | | | | | | | | |
| Solon Township, Precinct 1 | 587 | 456 | | | | | | | | | | |
| Solon Township, Precinct 2 | 910 | 650 | | | | | | | | | | |
| Sparta Township, Precinct 1 | 1,032 | 544 | | | | | | | | | | |
| Sparta Township, Precinct 2 | 491 | 392 | | | | | | | | | | |
| Sparta Township, Precinct 3 | 660 | 427 | | | | | | | | | | |
| Spencer Township, Precinct 1 | 971 | 765 | | | | | | | | | | |
| Tyrone Township, Precinct 1 | 568 | 463 | | | | | | | | | | |
| Tyrone Township, Precinct 2 | 472 | 316 | | | | | | | | | | |
| Vergennes Township, Precinct 1 | 736 | 583 | | | | | | | | | | |
| Vergennes Township, Precinct 2 | 682 | 444 | | | | | | | | | | |
| Total | 184,029 | 88,798 | | | | | | | | | | |

**STATE of MICHIGAN** )
) **ss.**
**KENT COUNTY, MICHIGAN** )

WE THE UNDERSIGNED HEREBY CERTIFY THIS TO BE A TRUE AND CORRECT STATEMENT OF THE VOTES CAST AT THE GENERAL ELECTION, HELD ON TUESDAY, NOVEMBER 6, 2018.

In witness whereof, we have hereunto set our hands and affixed the Seal of the County of Kent on the 20th day of November 2018.

Fredric J. Overeem
Chairperson

Jane E. Uyl

Marie A. Gowell

Esther R. Turner

ATTEST:

Lisa Posthumus Lyons

Lisa Posthumus Lyons, Clerk/Register of Deeds

11/20/18

Date

# Statement of Votes Cast

General Election

Keweenaw County, Michigan

November 06, 2018

SOVC for: All Contests, All Districts, All Counting Groups

OFFICIAL RESULTS

| Precinct | Registered Voters | Cards Cast | Voters Cast | % Turnout |
|---|---|---|---|---|
| **County** | | | | |
| **Keweenaw County Michigan** | | | | |
| Allouez Township, Precinct 1 | 1,261 | 829 | 829 | 65.74% |
| Eagle Harbor Township, Precinct 1 | 257 | 218 | 218 | 84.82% |
| Grant Township, Precinct 1 | 235 | 180 | 180 | 76.60% |
| Houghton Township, Precinct 1 | 89 | 63 | 63 | 70.79% |
| Sherman Township, Precinct 1 | 83 | 58 | 58 | 69.88% |
| Keweenaw County Michigan - Total | 1,925 | 1,348 | 1,348 | 70.03% |
| County - Total | 1,925 | 1,348 | 1,348 | 70.03% |

# Governor/Lieut Gov (Vote for 1)

| Precinct | Times Cast | Registered Voters |
|---|---|---|
| **County** | | |
| **Keweenaw County Michigan** | | |
| Allouez Township, Precinct 1 | 828 | 1,261 |
| Eagle Harbor Township, Precinct 1 | 218 | 257 |
| Grant Township, Precinct 1 | 180 | 235 |
| Houghton Township, Precinct 1 | 63 | 89 |
| Sherman Township, Precinct 1 | 58 | 83 |
| Keweenaw County Michigan - Total | 1,347 | 1,925 |
| **Cumulative** | | |
| Cumulative | 0 | 0 |
| Cumulative - Total | 0 | 0 |
| County - Total | 1,347 | 1,925 |

| Precinct | Bill Schuette (REP) | Gretchen Whitmer (DEM) |
|---|---|---|
| **County** | | |
| **Keweenaw County Michigan** | | |
| Allouez Township, Precinct 1 | 464 | 316 |
| Eagle Harbor Township, Precinct 1 | 104 | 105 |
| Grant Township, Precinct 1 | 78 | 93 |
| Houghton Township, Precinct 1 | 37 | 25 |
| Sherman Township, Precinct 1 | 24 | 32 |
| Keweenaw County Michigan - Total | 707 | 571 |
| **Cumulative** | | |
| Cumulative | 0 | 0 |
| Cumulative - Total | 0 | 0 |
| County - Total | 707 | 571 |

| Precinct | Bill Gelineau (LIB) | Todd Schleiger (UST) | Jennifer V. Kurland (GRN) | Keith Butkovich (NLP) | Total Votes | Unresolved Write-In |
|---|---|---|---|---|---|---|
| **County** | | | | | | |
| **Keweenaw County Michigan** | | | | | | |
| Allouez Township, Precinct 1 | 11 | 5 | 7 | 1 | 804 | 1 |
| Eagle Harbor Township, Precinct 1 | 2 | 4 | 2 | 0 | 217 | 0 |
| Grant Township, Precinct 1 | 1 | 0 | 4 | 0 | 176 | 0 |
| Houghton Township, Precinct 1 | 1 | 0 | 0 | 0 | 63 | 0 |
| Sherman Township, Precinct 1 | 0 | 0 | 0 | 0 | 56 | 0 |
| Keweenaw County Michigan - Total | 15 | 9 | 13 | 1 | 1,316 | 1 |
| **Cumulative** | | | | | | |
| Cumulative | 0 | 0 | 0 | 0 | 0 | 0 |
| Cumulative - Total | 0 | 0 | 0 | 0 | 0 | 0 |
| County - Total | 15 | 9 | 13 | 1 | 1,316 | 1 |

# Secretary of State (Vote for 1)

| Precinct | Times Cast | Registered Voters | Mary Treder Lang (REP) | Jocelyn Benson (DEM) |
|---|---|---|---|---|
| **County** | | | | |
| **Keweenaw County Michigan** | | | | |
| Allouez Township, Precinct 1 | 829 | 1,261 | 439 | 310 |
| Eagle Harbor Township, Precinct 1 | 218 | 257 | 112 | 102 |
| Grant Township, Precinct 1 | 180 | 235 | 74 | 94 |
| Houghton Township, Precinct 1 | 63 | 89 | 38 | 23 |
| Sherman Township, Precinct 1 | 58 | 83 | 25 | 29 |
| Keweenaw County Michigan - Total | 1,348 | 1,925 | 688 | 558 |
| **Cumulative** | | | | |
| Cumulative | 0 | 0 | 0 | 0 |
| Cumulative - Total | 0 | 0 | 0 | 0 |
| County - Total | 1,348 | 1,925 | 688 | 558 |

| Precinct | Gregory Scott Stempfle (LIB) | Robert Gale (UST) | Total Votes | Unresolved Write-In |
|---|---|---|---|---|
| **County** | | | | |
| **Keweenaw County Michigan** | | | | |
| Allouez Township, Precinct 1 | 18 | 12 | 779 | 1 |
| Eagle Harbor Township, Precinct 1 | 1 | 1 | 216 | 0 |
| Grant Township, Precinct 1 | 1 | 3 | 172 | 0 |
| Houghton Township, Precinct 1 | 1 | 0 | 62 | 0 |
| Sherman Township, Precinct 1 | 0 | 1 | 55 | 0 |
| Keweenaw County Michigan - Total | 21 | 17 | 1,284 | 1 |
| **Cumulative** | | | | |
| Cumulative | 0 | 0 | 0 | 0 |
| Cumulative - Total | 0 | 0 | 0 | 0 |
| County - Total | 21 | 17 | 1,284 | 1 |

# Attorney General (Vote for 1)

| Precinct | Times Cast | Registered Voters |
|---|---|---|
| **County** | | |
| **Keweenaw County Michigan** | | |
| Allouez Township, Precinct 1 | 829 | 1,261 |
| Eagle Harbor Township, Precinct 1 | 218 | 257 |
| Grant Township, Precinct 1 | 180 | 235 |
| Houghton Township, Precinct 1 | 63 | 89 |
| Sherman Township, Precinct 1 | 58 | 83 |
| Keweenaw County Michigan - Total | 1,348 | 1,925 |
| **Cumulative** | | |
| Cumulative | 0 | 0 |
| Cumulative - Total | 0 | 0 |
| County - Total | 1,348 | 1,925 |

| Precinct | Tom Leonard (REP) | Dana Nessel (DEM) |
|---|---|---|
| **County** | | |
| **Keweenaw County Michigan** | | |
| Allouez Township, Precinct 1 | 440 | 286 |
| Eagle Harbor Township, Precinct 1 | 114 | 94 |
| Grant Township, Precinct 1 | 76 | 84 |
| Houghton Township, Precinct 1 | 38 | 21 |
| Sherman Township, Precinct 1 | 24 | 26 |
| Keweenaw County Michigan - Total | 692 | 511 |
| **Cumulative** | | |
| Cumulative | 0 | 0 |
| Cumulative - Total | 0 | 0 |
| County - Total | 692 | 511 |

| Precinct | Lisa Lane Giola (LIB) | Gerald T. Van Sickle (UST) | Chris Graveline | Total Votes | Unresolved Write-In |
|---|---|---|---|---|---|
| **County** | | | | | |
| **Keweenaw County Michigan** | | | | | |
| Allouez Township, Precinct 1 | 18 | 6 | 11 | 761 | 1 |
| Eagle Harbor Township, Precinct 1 | 2 | 1 | 3 | 214 | 0 |
| Grant Township, Precinct 1 | 1 | 1 | 5 | 167 | 0 |
| Houghton Township, Precinct 1 | 1 | 0 | 2 | 62 | 0 |
| Sherman Township, Precinct 1 | 3 | 2 | 0 | 55 | 0 |
| Keweenaw County Michigan - Total | 25 | 10 | 21 | 1,259 | 1 |
| **Cumulative** | | | | | |
| Cumulative | 0 | 0 | 0 | 0 | 0 |
| Cumulative - Total | 0 | 0 | 0 | 0 | 0 |
| County - Total | 25 | 10 | 21 | 1,259 | 1 |

# US Senator (Vote for 1)

| Precinct | Times Cast | Registered Voters |
|---|---|---|
| **County** | | |
| **Keweenaw County Michigan** | | |
| Allouez Township, Precinct 1 | 829 | 1,261 |
| Eagle Harbor Township, Precinct 1 | 218 | 257 |
| Grant Township, Precinct 1 | 180 | 235 |
| Houghton Township, Precinct 1 | 63 | 89 |
| Sherman Township, Precinct 1 | 58 | 83 |
| Keweenaw County Michigan - Total | 1,348 | 1,925 |
| **Cumulative** | | |
| Cumulative | 0 | 0 |
| Cumulative - Total | 0 | 0 |
| County - Total | 1,348 | 1,925 |

| Precinct | John James (REP) | Debbie Stabenow (DEM) |
|---|---|---|
| **County** | | |
| **Keweenaw County Michigan** | | |
| Allouez Township, Precinct 1 | 452 | 341 |
| Eagle Harbor Township, Precinct 1 | 111 | 104 |
| Grant Township, Precinct 1 | 80 | 95 |
| Houghton Township, Precinct 1 | 37 | 25 |
| Sherman Township, Precinct 1 | 24 | 33 |
| Keweenaw County Michigan - Total | 704 | 598 |
| **Cumulative** | | |
| Cumulative | 0 | 0 |
| Cumulative - Total | 0 | 0 |
| County - Total | 704 | 598 |

| Precinct | George E. Huffman III (UST) | Marcia Squier (GRN) | John Howard Wilhelm (NLP) | Total Votes | Unresolved Write-In |
|---|---|---|---|---|---|
| **County** | | | | | |
| **Keweenaw County Michigan** | | | | | |
| Allouez Township, Precinct 1 | 4 | 11 | 2 | 810 | 1 |
| Eagle Harbor Township, Precinct 1 | 0 | 1 | 1 | 217 | 0 |
| Grant Township, Precinct 1 | 0 | 1 | 0 | 176 | 0 |
| Houghton Township, Precinct 1 | 0 | 1 | 0 | 63 | 0 |
| Sherman Township, Precinct 1 | 0 | 0 | 0 | 57 | 0 |
| Keweenaw County Michigan - Total | 4 | 14 | 3 | 1,323 | 1 |
| **Cumulative** | | | | | |
| Cumulative | 0 | 0 | 0 | 0 | 0 |
| Cumulative - Total | 0 | 0 | 0 | 0 | 0 |
| County - Total | 4 | 14 | 3 | 1,323 | 1 |

# Rep in Congress 1 (Vote for 1)

| Precinct | Times Cast | Registered Voters |
|---|---|---|
| **County** | | |
| **Keweenaw County Michigan** | | |
| Allouez Township, Precinct 1 | 829 | 1,261 |
| Eagle Harbor Township, Precinct 1 | 218 | 257 |
| Grant Township, Precinct 1 | 180 | 235 |
| Houghton Township, Precinct 1 | 63 | 89 |
| Sherman Township, Precinct 1 | 58 | 83 |
| Keweenaw County Michigan - Total | 1,348 | 1,925 |
| **Cumulative** | | |
| Cumulative | 0 | 0 |
| Cumulative - Total | 0 | 0 |
| County - Total | 1,348 | 1,925 |

| Precinct | Jack Bergman (REP) | Matthew W. Morgan (DEM) | Total Votes |
|---|---|---|---|
| **County** | | | |
| **Keweenaw County Michigan** | | | |
| Allouez Township, Precinct 1 | 476 | 319 | 795 |
| Eagle Harbor Township, Precinct 1 | 110 | 106 | 216 |
| Grant Township, Precinct 1 | 76 | 99 | 175 |
| Houghton Township, Precinct 1 | 38 | 25 | 63 |
| Sherman Township, Precinct 1 | 26 | 31 | 57 |
| Keweenaw County Michigan - Total | 726 | 580 | 1,306 |
| **Cumulative** | | | |
| Cumulative | 0 | 0 | 0 |
| Cumulative - Total | 0 | 0 | 0 |
| County - Total | 726 | 580 | 1,306 |

| Precinct | Unresolved Write-In |
|---|---|
| **County** | |
| **Keweenaw County Michigan** | |
| Allouez Township, Precinct 1 | 2 |
| Eagle Harbor Township, Precinct 1 | 0 |
| Grant Township, Precinct 1 | 1 |
| Houghton Township, Precinct 1 | 0 |
| Sherman Township, Precinct 1 | 0 |
| Keweenaw County Michigan - Total | 3 |
| **Cumulative** | |
| Cumulative | 0 |
| Cumulative - Total | 0 |
| County - Total | 3 |

# St Senator 38 (Vote for 1)

| Precinct | Times Cast | Registered Voters | Ed McBroom (REP) | Scott Dianda (DEM) |
|---|---|---|---|---|
| **County** | | | | |
| **Keweenaw County Michigan** | | | | |
| Allouez Township, Precinct 1 | 829 | 1,261 | 374 | 427 |
| Eagle Harbor Township, Precinct 1 | 218 | 257 | 97 | 119 |
| Grant Township, Precinct 1 | 180 | 235 | 64 | 107 |
| Houghton Township, Precinct 1 | 63 | 89 | 29 | 33 |
| Sherman Township, Precinct 1 | 58 | 83 | 19 | 34 |
| Keweenaw County Michigan - Total | 1,348 | 1,925 | 583 | 720 |
| **Cumulative** | | | | |
| Cumulative | 0 | 0 | 0 | 0 |
| Cumulative - Total | 0 | 0 | 0 | 0 |
| County - Total | 1,348 | 1,925 | 583 | 720 |

| Precinct | Wade Paul Roberts (GRN) | Total Votes | Unresolved Write-In |
|---|---|---|---|
| **County** | | | |
| **Keweenaw County Michigan** | | | |
| Allouez Township, Precinct 1 | 12 | 813 | 1 |
| Eagle Harbor Township, Precinct 1 | 0 | 216 | 0 |
| Grant Township, Precinct 1 | 3 | 174 | 0 |
| Houghton Township, Precinct 1 | 1 | 63 | 0 |
| Sherman Township, Precinct 1 | 1 | 54 | 0 |
| Keweenaw County Michigan - Total | 17 | 1,320 | 1 |
| **Cumulative** | | | |
| Cumulative | 0 | 0 | 0 |
| Cumulative - Total | 0 | 0 | 0 |
| County - Total | 17 | 1,320 | 1 |

# Representative 110 (Vote for 1)

| Precinct | Times Cast | Registered Voters |
|---|---|---|
| **County** | | |
| **Keweenaw County Michigan** | | |
| Allouez Township, Precinct 1 | 829 | 1,261 |
| Eagle Harbor Township, Precinct 1 | 218 | 257 |
| Grant Township, Precinct 1 | 180 | 235 |
| Houghton Township, Precinct 1 | 63 | 89 |
| Sherman Township, Precinct 1 | 58 | 83 |
| Keweenaw County Michigan - Total | 1,348 | 1,925 |
| **Cumulative** | | |
| Cumulative | 0 | 0 |
| Cumulative - Total | 0 | 0 |
| County - Total | 1,348 | 1,925 |

| Precinct | Gregory Markkanen (REP) | Ken Summers (DEM) | Total Votes |
|---|---|---|---|
| **County** | | | |
| **Keweenaw County Michigan** | | | |
| Allouez Township, Precinct 1 | 433 | 350 | 783 |
| Eagle Harbor Township, Precinct 1 | 111 | 102 | 213 |
| Grant Township, Precinct 1 | 70 | 101 | 171 |
| Houghton Township, Precinct 1 | 35 | 24 | 59 |
| Sherman Township, Precinct 1 | 23 | 32 | 55 |
| Keweenaw County Michigan - Total | 672 | 609 | 1,281 |
| **Cumulative** | | | |
| Cumulative | 0 | 0 | 0 |
| Cumulative - Total | 0 | 0 | 0 |
| County - Total | 672 | 609 | 1,281 |

| Precinct | Unresolved Write-in |
|---|---|
| **County** | |
| **Keweenaw County Michigan** | |
| Allouez Township, Precinct 1 | 0 |
| Eagle Harbor Township, Precinct 1 | 2 |
| Grant Township, Precinct 1 | 0 |
| Houghton Township, Precinct 1 | 0 |
| Sherman Township, Precinct 1 | 0 |
| Keweenaw County Michigan - Total | 2 |
| **Cumulative** | |
| Cumulative | 0 |
| Cumulative - Total | 0 |
| County - Total | 2 |

# State Brd of Ed (Vote for 2)

| Precinct | Times Cast | Registered Voters | Tami Carlone (REP) | Richard Zeile (REP) |
|---|---|---|---|---|
| **County** | | | | |
| **Keweenaw County Michigan** | | | | |
| Allouez Township, Precinct 1 | 829 | 1,261 | 355 | 313 |
| Eagle Harbor Township, Precinct 1 | 218 | 257 | 98 | 99 |
| Grant Township, Precinct 1 | 180 | 235 | 66 | 59 |
| Houghton Township, Precinct 1 | 63 | 89 | 34 | 33 |
| Sherman Township, Precinct 1 | 58 | 83 | 19 | 15 |
| Keweenaw County Michigan - Total | 1,348 | 1,925 | 572 | 519 |
| **Cumulative** | | | | |
| Cumulative | 0 | 0 | 0 | 0 |
| Cumulative - Total | 0 | 0 | 0 | 0 |
| County - Total | 1,348 | 1,925 | 572 | 519 |

| Precinct | Judith P. Pritchett (DEM) | Tiffany Tilley (DEM) | Scotty Boman (LIB) | John J. Tatar (LIB) | Karen Adams (UST) | Douglas Levesque (UST) | Sherry A. Wells (GRN) |
|---|---|---|---|---|---|---|---|
| **County** | | | | | | | |
| **Keweenaw County Michigan** | | | | | | | |
| Allouez Township, Precinct 1 | 242 | 215 | 44 | 24 | 14 | 10 | 21 |
| Eagle Harbor Township, Precinct 1 | 90 | 82 | 5 | 1 | 3 | 2 | 8 |
| Grant Township, Precinct 1 | 75 | 73 | 4 | 1 | 1 | 0 | 9 |
| Houghton Township, Precinct 1 | 23 | 15 | 0 | 0 | 2 | 1 | 2 |
| Sherman Township, Precinct 1 | 22 | 20 | 1 | 0 | 3 | 0 | 1 |
| Keweenaw County Michigan - Total | 452 | 405 | 54 | 26 | 23 | 13 | 41 |
| **Cumulative** | | | | | | | |
| Cumulative | 0 | 0 | 0 | 0 | 0 | 0 | 0 |
| Cumulative - Total | 0 | 0 | 0 | 0 | 0 | 0 | 0 |
| County - Total | 452 | 405 | 54 | 26 | 23 | 13 | 41 |

| Precinct | Mary Anne Hering (WCP) | Logan R. Smith (WCP) | Total Votes | Unresolved Write-In |
|---|---|---|---|---|
| **County** | | | | |
| **Keweenaw County Michigan** | | | | |
| Allouez Township, Precinct 1 | 27 | 14 | 1,279 | 1 |
| Eagle Harbor Township, Precinct 1 | 3 | 2 | 393 | 0 |
| Grant Township, Precinct 1 | 7 | 2 | 297 | 0 |
| Houghton Township, Precinct 1 | 0 | 1 | 111 | 0 |
| Sherman Township, Precinct 1 | 5 | 2 | 88 | 0 |
| Keweenaw County Michigan - Total | 42 | 21 | 2,168 | 1 |
| **Cumulative** | | | | |
| Cumulative | 0 | 0 | 0 | 0 |
| Cumulative - Total | 0 | 0 | 0 | 0 |
| County - Total | 42 | 21 | 2,168 | 1 |

# U of M Regent (Vote for 2)

| Precinct | Times Cast | Registered Voters | Andrea Fischer Newman (REP) | Andrew Richner (REP) |
|---|---|---|---|---|
| **County** | | | | |
| **Keweenaw County Michigan** | | | | |
| Allouez Township, Precinct 1 | 829 | 1,261 | 336 | 304 |
| Eagle Harbor Township, Precinct 1 | 218 | 257 | 95 | 95 |
| Grant Township, Precinct 1 | 180 | 235 | 64 | 60 |
| Houghton Township, Precinct 1 | 63 | 89 | 32 | 32 |
| Sherman Township, Precinct 1 | 58 | 83 | 19 | 15 |
| Keweenaw County Michigan - Total | 1,348 | 1,925 | 546 | 506 |
| **Cumulative** | | | | |
| Cumulative | 0 | 0 | 0 | 0 |
| Cumulative - Total | 0 | 0 | 0 | 0 |
| County - Total | 1,348 | 1,925 | 546 | 506 |

| Precinct | Jordan Acker (DEM) | Paul Brown (DEM) | James Lewis Hudler (LIB) | John Jascob (LIB) | Joe Sanger (UST) | Crystal Van Sickle (UST) | Kevin A. Graves (GRN) |
|---|---|---|---|---|---|---|---|
| **County** | | | | | | | |
| **Keweenaw County Michigan** | | | | | | | |
| Allouez Township, Precinct 1 | 232 | 219 | 28 | 32 | 14 | 21 | 24 |
| Eagle Harbor Township, Precinct 1 | 83 | 86 | 1 | 2 | 9 | 4 | 6 |
| Grant Township, Precinct 1 | 68 | 64 | 2 | 3 | 2 | 3 | 5 |
| Houghton Township, Precinct 1 | 18 | 20 | 2 | 0 | 1 | 2 | 1 |
| Sherman Township, Precinct 1 | 22 | 25 | 0 | 0 | 1 | 3 | 0 |
| Keweenaw County Michigan - Total | 423 | 414 | 33 | 37 | 27 | 33 | 36 |
| **Cumulative** | | | | | | | |
| Cumulative | 0 | 0 | 0 | 0 | 0 | 0 | 0 |
| Cumulative - Total | 0 | 0 | 0 | 0 | 0 | 0 | 0 |
| County - Total | 423 | 414 | 33 | 37 | 27 | 33 | 36 |

| Precinct | Marge Katchmark Sallows (NLP) | Total Votes | Unresolved Write-In |
|---|---|---|---|
| **County** | | | |
| **Keweenaw County Michigan** | | | |
| Allouez Township, Precinct 1 | 12 | 1,222 | 1 |
| Eagle Harbor Township, Precinct 1 | 3 | 384 | 0 |
| Grant Township, Precinct 1 | 3 | 274 | 0 |
| Houghton Township, Precinct 1 | 0 | 108 | 0 |
| Sherman Township, Precinct 1 | 1 | 86 | 0 |
| Keweenaw County Michigan - Total | 19 | 2,074 | 1 |
| **Cumulative** | | | |
| Cumulative | 0 | 0 | 0 |
| Cumulative - Total | 0 | 0 | 0 |
| County - Total | 19 | 2,074 | 1 |

# MSU Trustee (Vote for 2)

| Precinct | Times Cast | Registered Voters |
|---|---|---|
| **County** | | |
| **Keweenaw County Michigan** | | |
| Allouez Township, Precinct 1 | 829 | 1,261 |
| Eagle Harbor Township, Precinct 1 | 218 | 257 |
| Grant Township, Precinct 1 | 180 | 235 |
| Houghton Township, Precinct 1 | 63 | 89 |
| Sherman Township, Precinct 1 | 58 | 83 |
| Keweenaw County Michigan - Total | 1,348 | 1,925 |
| **Cumulative** | | |
| Cumulative | 0 | 0 |
| Cumulative - Total | 0 | 0 |
| County - Total | 1,348 | 1,925 |

| Precinct | Dave Dutch (REP) | Mike Miller (REP) |
|---|---|---|
| **County** | | |
| **Keweenaw County Michigan** | | |
| Allouez Township, Precinct 1 | 302 | 313 |
| Eagle Harbor Township, Precinct 1 | 86 | 97 |
| Grant Township, Precinct 1 | 60 | 65 |
| Houghton Township, Precinct 1 | 31 | 32 |
| Sherman Township, Precinct 1 | 16 | 18 |
| Keweenaw County Michigan - Total | 495 | 525 |
| **Cumulative** | | |
| Cumulative | 0 | 0 |
| Cumulative - Total | 0 | 0 |
| County - Total | 495 | 525 |

| Precinct | Brianna T. Scott (DEM) | Kelly Charron Tebay (DEM) | Bruce Campbell (LIB) | Tim Orzechowski (LIB) | Janet M. Sanger (UST) | John Paul Sanger (UST) | Aaron Mariasy (GRN) |
|---|---|---|---|---|---|---|---|
| **County** | | | | | | | |
| **Keweenaw County Michigan** | | | | | | | |
| Allouez Township, Precinct 1 | 242 | 213 | 38 | 27 | 16 | 18 | 21 |
| Eagle Harbor Township, Precinct 1 | 95 | 80 | 4 | 1 | 7 | 6 | 6 |
| Grant Township, Precinct 1 | 66 | 65 | 0 | 1 | 3 | 1 | 8 |
| Houghton Township, Precinct 1 | 21 | 18 | 0 | 1 | 1 | 1 | 2 |
| Sherman Township, Precinct 1 | 26 | 22 | 1 | 0 | 1 | 3 | 0 |
| Keweenaw County Michigan - Total | 450 | 398 | 43 | 30 | 28 | 29 | 37 |
| **Cumulative** | | | | | | | |
| Cumulative | 0 | 0 | 0 | 0 | 0 | 0 | 0 |
| Cumulative - Total | 0 | 0 | 0 | 0 | 0 | 0 | 0 |
| County - Total | 450 | 398 | 43 | 30 | 28 | 29 | 37 |

| Precinct | Bridgette R. Abraham-Guzman (NLP) | Total Votes | Unresolved Write-In |
|---|---|---|---|
| **County** | | | |
| **Keweenaw County Michigan** | | | |
| Allouez Township, Precinct 1 | 9 | 1,199 | 1 |
| Eagle Harbor Township, Precinct 1 | 1 | 383 | 0 |
| Grant Township, Precinct 1 | 4 | 273 | 0 |
| Houghton Township, Precinct 1 | 0 | 107 | 0 |
| Sherman Township, Precinct 1 | 0 | 87 | 0 |
| Keweenaw County Michigan - Total | 14 | 2,049 | 1 |
| **Cumulative** | | | |
| Cumulative | 0 | 0 | 0 |
| Cumulative - Total | 0 | 0 | 0 |
| County - Total | 14 | 2,049 | 1 |

# Wayne State Gov (Vote for 2)

| Precinct | Times Cast | Registered Voters | Diane Dunaskiss (REP) | David Nicholson (REP) |
|---|---|---|---|---|
| **County** | | | | |
| **Keweenaw County Michigan** | | | | |
| Allouez Township, Precinct 1 | 829 | 1,261 | 329 | 296 |
| Eagle Harbor Township, Precinct 1 | 218 | 257 | 101 | 95 |
| Grant Township, Precinct 1 | 180 | 235 | 61 | 62 |
| Houghton Township, Precinct 1 | 63 | 89 | 32 | 30 |
| Sherman Township, Precinct 1 | 58 | 83 | 19 | 16 |
| Keweenaw County Michigan - Total | 1,348 | 1,925 | 542 | 499 |
| **Cumulative** | | | | |
| Cumulative | 0 | 0 | 0 | 0 |
| Cumulative - Total | 0 | 0 | 0 | 0 |
| County - Total | 1,348 | 1,925 | 542 | 499 |

| Precinct | Bryan C. Barnhill (DEM) | Anil Kumar (DEM) | Jon Elgas (LIB) | John T. Hargenrader (LIB) | Christine C. Schwartz (UST) | Marc Joseph Sosnowski (UST) | Total Votes | Unresolved Write-In |
|---|---|---|---|---|---|---|---|---|
| **County** | | | | | | | | |
| **Keweenaw County Michigan** | | | | | | | | |
| Allouez Township, Precinct 1 | 223 | 220 | 36 | 29 | 28 | 15 | 1,176 | 1 |
| Eagle Harbor Township, Precinct 1 | 82 | 81 | 4 | 2 | 4 | 6 | 375 | 0 |
| Grant Township, Precinct 1 | 66 | 63 | 3 | 1 | 5 | 2 | 263 | 0 |
| Houghton Township, Precinct 1 | 19 | 19 | 2 | 1 | 1 | 0 | 104 | 0 |
| Sherman Township, Precinct 1 | 22 | 23 | 0 | 0 | 4 | 2 | 86 | 0 |
| Keweenaw County Michigan - Total | 412 | 406 | 45 | 33 | 42 | 25 | 2,004 | 1 |
| **Cumulative** | | | | | | | | |
| Cumulative | 0 | 0 | 0 | 0 | 0 | 0 | 0 | 0 |
| Cumulative - Total | 0 | 0 | 0 | 0 | 0 | 0 | 0 | 0 |
| County - Total | 412 | 406 | 45 | 33 | 42 | 25 | 2,004 | 1 |

# Keweenaw Co Road Comm (Vote for 1)

| Precinct | Times Cast | Registered Voters |
|---|---|---|
| **County** | | |
| **Keweenaw County Michigan** | | |
| Allouez Township, Precinct 1 | 829 | 1,261 |
| Eagle Harbor Township, Precinct 1 | 218 | 257 |
| Grant Township, Precinct 1 | 180 | 235 |
| Houghton Township, Precinct 1 | 63 | 89 |
| Sherman Township, Precinct 1 | 58 | 83 |
| Keweenaw County Michigan - Total | 1,348 | 1,925 |
| **Cumulative** | | |
| Cumulative | 0 | 0 |
| Cumulative - Total | 0 | 0 |
| County - Total | 1,348 | 1,925 |

| Precinct | Richard R. Olson (REP) | Kevin Gherna (DEM) | Total Votes |
|---|---|---|---|
| **County** | | | |
| **Keweenaw County Michigan** | | | |
| Allouez Township, Precinct 1 | 457 | 345 | 802 |
| Eagle Harbor Township, Precinct 1 | 144 | 71 | 215 |
| Grant Township, Precinct 1 | 128 | 48 | 176 |
| Houghton Township, Precinct 1 | 36 | 26 | 62 |
| Sherman Township, Precinct 1 | 33 | 19 | 52 |
| Keweenaw County Michigan - Total | 798 | 509 | 1,307 |
| **Cumulative** | | | |
| Cumulative | 0 | 0 | 0 |
| Cumulative - Total | 0 | 0 | 0 |
| County - Total | 798 | 509 | 1,307 |

| Precinct | Unresolved Write-In |
|---|---|
| **County** | |
| **Keweenaw County Michigan** | |
| Allouez Township, Precinct 1 | 2 |
| Eagle Harbor Township, Precinct 1 | 0 |
| Grant Township, Precinct 1 | 0 |
| Houghton Township, Precinct 1 | 0 |
| Sherman Township, Precinct 1 | 1 |
| Keweenaw County Michigan - Total | 3 |
| **Cumulative** | |
| Cumulative | 0 |
| Cumulative - Total | 0 |
| County - Total | 3 |

# County Comm 1 (Vote for 1)

| Precinct | Times Cast | Registered Voters |
|---|---|---|
| **County** | | |
| **Keweenaw County Michigan** | | |
| Eagle Harbor Township, Precinct 1 | 218 | 257 |
| Grant Township, Precinct 1 | 180 | 235 |
| Keweenaw County Michigan - Total | 398 | 492 |
| **Cumulative** | | |
| Cumulative | 0 | 0 |
| Cumulative - Total | 0 | 0 |
| County - Total | 398 | 492 |

| Precinct | Donald Piche (DEM) | Total Votes | Unresolved Write-In |
|---|---|---|---|
| **County** | | | |
| **Keweenaw County Michigan** | | | |
| Eagle Harbor Township, Precinct 1 | 152 | 152 | 3 |
| Grant Township, Precinct 1 | 135 | 135 | 1 |
| Keweenaw County Michigan - Total | 287 | 287 | 4 |
| **Cumulative** | | | |
| Cumulative | 0 | 0 | 0 |
| Cumulative - Total | 0 | 0 | 0 |
| County - Total | 287 | 287 | 4 |

# County Comm 2 (Vote for 1)

| Precinct | Times Cast | Registered Voters |
|---|---|---|
| **County** | | |
| **Keweenaw County Michigan** | | |
| Allouez Township, Precinct 1 | 167 | 227 |
| Houghton Township, Precinct 1 | 63 | 89 |
| Sherman Township, Precinct 1 | 58 | 83 |
| Keweenaw County Michigan - Total | 288 | 399 |
| **Cumulative** | | |
| Cumulative | 0 | 0 |
| Cumulative - Total | 0 | 0 |
| County - Total | 288 | 399 |

| Precinct | Jim Vivian (DEM) | Total Votes | Unresolved Write-In |
|---|---|---|---|
| **County** | | | |
| **Keweenaw County Michigan** | | | |
| Allouez Township, Precinct 1 | 105 | 105 | 3 |
| Houghton Township, Precinct 1 | 42 | 42 | 1 |
| Sherman Township, Precinct 1 | 42 | 42 | 2 |
| Keweenaw County Michigan - Total | 189 | 189 | 6 |
| **Cumulative** | | | |
| Cumulative | 0 | 0 | 0 |
| Cumulative - Total | 0 | 0 | 0 |
| County - Total | 189 | 189 | 6 |

# County Comm 3 (Vote for 1)

| Precinct | Times Cast | Registered Voters |
|---|---|---|
| **County** | | |
| **Keweenaw County Michigan** | | |
| Allouez Township, Precinct 1 | 202 | 330 |
| Keweenaw County Michigan - Total | 202 | 330 |
| **Cumulative** | | |
| Cumulative | 0 | 0 |
| Cumulative - Total | 0 | 0 |
| County - Total | 202 | 330 |

| Precinct | Del Rajala (REP) | Total Votes | Unresolved Write-In |
|---|---|---|---|
| **County** | | | |
| **Keweenaw County Michigan** | | | |
| Allouez Township, Precinct 1 | 145 | 145 | 2 |
| Keweenaw County Michigan - Total | 145 | 145 | 2 |
| **Cumulative** | | | |
| Cumulative | 0 | 0 | 0 |
| Cumulative - Total | 0 | 0 | 0 |
| County - Total | 145 | 145 | 2 |

# County Comm 4 (Vote for 1)

| Precinct | Times Cast | Registered Voters |
|---|---|---|
| **County** | | |
| **Keweenaw County Michigan** | | |
| Allouez Township, Precinct 1 | 234 | 364 |
| Keweenaw County Michigan - Total | 234 | 364 |
| **Cumulative** | | |
| Cumulative | 0 | 0 |
| Cumulative - Total | 0 | 0 |
| County - Total | 234 | 364 |

| Precinct | Bob DeMarois (DEM) | Total Votes | Unresolved Write-In |
|---|---|---|---|
| **County** | | | |
| **Keweenaw County Michigan** | | | |
| Allouez Township, Precinct 1 | 182 | 182 | 6 |
| Keweenaw County Michigan - Total | 182 | 182 | 6 |
| **Cumulative** | | | |
| Cumulative | 0 | 0 | 0 |
| Cumulative - Total | 0 | 0 | 0 |
| County - Total | 182 | 182 | 6 |

# County Comm 5 (Vote for 1)

| Precinct | Times Cast | Registered Voters |
|---|---|---|
| **County** | | |
| **Keweenaw County Michigan** | | |
| Allouez Township, Precinct 1 | 226 | 340 |
| Keweenaw County Michigan - Total | 226 | 340 |
| **Cumulative** | | |
| Cumulative | 0 | 0 |
| Cumulative - Total | 0 | 0 |
| County - Total | 226 | 340 |

| Precinct | Randy L. Eckloff (REP) | Sandra S. Gayk (DEM) | Total Votes |
|---|---|---|---|
| **County** | | | |
| **Keweenaw County Michigan** | | | |
| Allouez Township, Precinct 1 | 99 | 116 | 215 |
| Keweenaw County Michigan - Total | 99 | 116 | 215 |
| **Cumulative** | | | |
| Cumulative | 0 | 0 | 0 |
| Cumulative - Total | 0 | 0 | 0 |
| County - Total | 99 | 116 | 215 |

| Precinct | Unresolved Write-In |
|---|---|
| **County** | |
| **Keweenaw County Michigan** | |
| Allouez Township, Precinct 1 | 0 |
| Keweenaw County Michigan - Total | 0 |
| **Cumulative** | |
| Cumulative | 0 |
| Cumulative - Total | 0 |
| County - Total | 0 |

# Allouez Twp Supervisor (Vote for 1)

| Precinct | Times Cast | Registered Voters |
|---|---|---|
| **County** | | |
| **Keweenaw County Michigan** | | |
| Allouez Township, Precinct 1 | 829 | 1,261 |
| Keweenaw County Michigan - Total | 829 | 1,261 |
| **Cumulative** | | |
| Cumulative | 0 | 0 |
| Cumulative - Total | 0 | 0 |
| County - Total | 829 | 1,261 |

| Precinct | Mark W. Aho (REP) | Total Votes | Unresolved Write-In |
|---|---|---|---|
| **County** | | | |
| **Keweenaw County Michigan** | | | |
| Allouez Township, Precinct 1 | 619 | 619 | 11 |
| Keweenaw County Michigan - Total | 619 | 619 | 11 |
| **Cumulative** | | | |
| Cumulative | 0 | 0 | 0 |
| Cumulative - Total | 0 | 0 | 0 |
| County - Total | 619 | 619 | 11 |

# Allouez Twp Trustee (Vote for 1)

| Precinct | Times Cast | Registered Voters |
|---|---|---|
| **County** | | |
| **Keweenaw County Michigan** | | |
| Allouez Township, Precinct 1 | 829 | 1,261 |
| Keweenaw County Michigan - Total | 829 | 1,261 |
| **Cumulative** | | |
| Cumulative | 0 | 0 |
| Cumulative - Total | 0 | 0 |
| County - Total | 829 | 1,261 |

| Precinct | Marilyn Worm (DEM) | Total Votes | Unresolved Write-In |
|---|---|---|---|
| **County** | | | |
| **Keweenaw County Michigan** | | | |
| Allouez Township, Precinct 1 | 524 | 524 | 14 |
| Keweenaw County Michigan - Total | 524 | 524 | 14 |
| **Cumulative** | | | |
| Cumulative | 0 | 0 | 0 |
| Cumulative - Total | 0 | 0 | 0 |
| County - Total | 524 | 524 | 14 |

# Justice Supreme Court (Vote for 2)

| Precinct | Times Cast | Registered Voters | Samuel Bagenstos | Megan Kathleen Cavanagh |
|---|---|---|---|---|
| **County** | | | | |
| **Keweenaw County Michigan** | | | | |
| Allouez Township, Precinct 1 | 829 | 1,261 | 123 | 262 |
| Eagle Harbor Township, Precinct 1 | 218 | 257 | 36 | 106 |
| Grant Township, Precinct 1 | 180 | 235 | 21 | 54 |
| Houghton Township, Precinct 1 | 63 | 89 | 9 | 19 |
| Sherman Township, Precinct 1 | 58 | 83 | 8 | 20 |
| Keweenaw County Michigan - Total | 1,348 | 1,925 | 197 | 461 |
| **Cumulative** | | | | |
| Cumulative | 0 | 0 | 0 | 0 |
| Cumulative - Total | 0 | 0 | 0 | 0 |
| County - Total | 1,348 | 1,925 | 197 | 461 |

| Precinct | Elizabeth T. Clement | Doug Dern | Kerry Lee Morgan | Kurtis T. Wilder | Total Votes | Unresolved Write-In |
|---|---|---|---|---|---|---|
| **County** | | | | | | |
| **Keweenaw County Michigan** | | | | | | |
| Allouez Township, Precinct 1 | 343 | 32 | 68 | 254 | 1,082 | 5 |
| Eagle Harbor Township, Precinct 1 | 112 | 11 | 20 | 73 | 358 | 0 |
| Grant Township, Precinct 1 | 95 | 11 | 16 | 44 | 241 | 1 |
| Houghton Township, Precinct 1 | 33 | 6 | 8 | 25 | 100 | 0 |
| Sherman Township, Precinct 1 | 23 | 1 | 7 | 16 | 75 | 1 |
| Keweenaw County Michigan - Total | 606 | 61 | 119 | 412 | 1,856 | 7 |
| **Cumulative** | | | | | | |
| Cumulative | 0 | 0 | 0 | 0 | 0 | 0 |
| Cumulative - Total | 0 | 0 | 0 | 0 | 0 | 0 |
| County - Total | 606 | 61 | 119 | 412 | 1,856 | 7 |

# Judge Ct Appeals 4 (Vote for 1)

| Precinct | Times Cast | Registered Voters |
|---|---|---|
| **County** | | |
| **Keweenaw County Michigan** | | |
| Allouez Township, Precinct 1 | 829 | 1,261 |
| Eagle Harbor Township, Precinct 1 | 218 | 257 |
| Grant Township, Precinct 1 | 180 | 235 |
| Houghton Township, Precinct 1 | 63 | 89 |
| Sherman Township, Precinct 1 | 58 | 83 |
| Keweenaw County Michigan - Total | 1,348 | 1,925 |
| **Cumulative** | | |
| Cumulative | 0 | 0 |
| Cumulative - Total | 0 | 0 |
| County - Total | 1,348 | 1,925 |

| Precinct | Stephen L. Borrello | Total Votes | Unresolved Write-In |
|---|---|---|---|
| **County** | | | |
| **Keweenaw County Michigan** | | | |
| Allouez Township, Precinct 1 | 449 | 449 | 8 |
| Eagle Harbor Township, Precinct 1 | 155 | 155 | 0 |
| Grant Township, Precinct 1 | 104 | 104 | 1 |
| Houghton Township, Precinct 1 | 46 | 46 | 0 |
| Sherman Township, Precinct 1 | 34 | 34 | 0 |
| Keweenaw County Michigan - Total | 788 | 788 | 9 |
| **Cumulative** | | | |
| Cumulative | 0 | 0 | 0 |
| Cumulative - Total | 0 | 0 | 0 |
| County - Total | 788 | 788 | 9 |

# Judge Ct Appeals 4 Partial (Vote for 1)

| Precinct | Times Cast | Registered Voters |
|---|---|---|
| **County** | | |
| **Keweenaw County Michigan** | | |
| Allouez Township, Precinct 1 | 829 | 1,261 |
| Eagle Harbor Township, Precinct 1 | 218 | 257 |
| Grant Township, Precinct 1 | 180 | 235 |
| Houghton Township, Precinct 1 | 63 | 89 |
| Sherman Township, Precinct 1 | 58 | 83 |
| Keweenaw County Michigan - Total | 1,348 | 1,925 |
| **Cumulative** | | |
| Cumulative | 0 | 0 |
| Cumulative - Total | 0 | 0 |
| County - Total | 1,348 | 1,925 |

| Precinct | Brock A. Swartzle | Total Votes | Unresolved Write-In |
|---|---|---|---|
| **County** | | | |
| **Keweenaw County Michigan** | | | |
| Allouez Township, Precinct 1 | 436 | 436 | 9 |
| Eagle Harbor Township, Precinct 1 | 154 | 154 | 0 |
| Grant Township, Precinct 1 | 101 | 101 | 1 |
| Houghton Township, Precinct 1 | 40 | 40 | 0 |
| Sherman Township, Precinct 1 | 36 | 36 | 0 |
| Keweenaw County Michigan - Total | 767 | 767 | 10 |
| **Cumulative** | | | |
| Cumulative | 0 | 0 | 0 |
| Cumulative - Total | 0 | 0 | 0 |
| County - Total | 767 | 767 | 10 |

# Probate Judge (Vote for 1)

| Precinct | Times Cast | Registered Voters |
|---|---|---|
| **County** | | |
| **Keweenaw County Michigan** | | |
| Allouez Township, Precinct 1 | 828 | 1,261 |
| Eagle Harbor Township, Precinct 1 | 218 | 2S7 |
| Grant Township, Precinct 1 | 180 | 235 |
| Houghton Township, Precinct 1 | 63 | 89 |
| Sherman Township, Precinct 1 | 58 | 83 |
| Keweenaw County Michigan - Total | 1,347 | 1,925 |
| **Cumulative** | | |
| Cumulative | 0 | 0 |
| Cumulative - Total | 0 | 0 |
| County - Total | 1,347 | 1,925 |

| Precinct | Total Votes | Keith DeForge Qualified Write In | Diana Langdon Qualified Write In |
|---|---|---|---|
| **County** | | | |
| **Keweenaw County Michigan** | | | |
| Allouez Township, Precinct 1 | 513 | 261 | 252 |
| Eagle Harbor Township, Precinct 1 | 105 | S7 | 48 |
| Grant Township, Precinct 1 | 100 | 47 | 53 |
| Houghton Township, Precinct 1 | 45 | 34 | 11 |
| Sherman Township, Precinct 1 | 31 | 14 | 17 |
| Keweenaw County Michigan - Total | 794 | 413 | 381 |
| **Cumulative** | | | |
| Cumulative | 0 | 0 | 0 |
| Cumulative - Total | 0 | 0 | 0 |
| County - Total | 794 | 413 | 381 |

# Ahmeek VIL Trustee (Vote for 3)

| Precinct | Times Cast | Registered Voters |
|---|---|---|
| **County** | | |
| **Keweenaw County Michigan** | | |
| Allouez Township, Precinct 1 | 76 | 115 |
| Keweenaw County Michigan - Total | 76 | 115 |
| **Cumulative** | | |
| Cumulative | 0 | 0 |
| Cumulative - Total | 0 | 0 |
| County - Total | 76 | 115 |

| Precinct | Michael Maninga | Total Votes | Unresolved Write-In |
|---|---|---|---|
| **County** | | | |
| **Keweenaw County Michigan** | | | |
| Allouez Township, Precinct 1 | 66 | 66 | 9 |
| Keweenaw County Michigan - Total | 66 | 66 | 9 |
| **Cumulative** | | | |
| Cumulative | 0 | 0 | 0 |
| Cumulative - Total | 0 | 0 | 0 |
| County - Total | 66 | 66 | 9 |

| Precinct | Unresolved Write-In |
|---|---|
| **County** | |
| **Keweenaw County Michigan** | |
| Allouez Township, Precinct 1 | 20 |
| Eagle Harbor Township, Precinct 1 | 6 |
| Grant Township, Precinct 1 | 4 |
| Houghton Township, Precinct 1 | 1 |
| Sherman Township, Precinct 1 | 2 |
| Keweenaw County Michigan - Total | 33 |
| **Cumulative** | |
| Cumulative | 0 |
| Cumulative - Total | 0 |
| County - Total | 33 |

# Ahmeek VIL Trustee Partial (Vote for 1)

| Precinct | Times Cast | Registered Voters |
|---|---|---|
| **County** | | |
| **Keweenaw County Michigan** | | |
| Allouez Township, Precinct 1 | 76 | 115 |
| Keweenaw County Michigan - Total | 76 | 115 |
| **Cumulative** | | |
| Cumulative | 0 | 0 |
| Cumulative - Total | 0 | 0 |
| County - Total | 76 | 115 |

| Precinct | Mark J. Vichich | Total Votes | Frank Spagnotti Qualified Write In |
|---|---|---|---|
| **County** | | | |
| **Keweenaw County Michigan** | | | |
| Allouez Township, Precinct 1 | 39 | 47 | 8 |
| Keweenaw County Michigan - Total | 39 | 47 | 8 |
| **Cumulative** | | | |
| Cumulative | 0 | 0 | 0 |
| Cumulative - Total | 0 | 0 | 0 |
| County - Total | 39 | 47 | 8 |

| Precinct | Unresolved Write-In |
|---|---|
| **County** | |
| **Keweenaw County Michigan** | |
| Allouez Township, Precinct 1 | 5 |
| Keweenaw County Michigan - Total | 5 |
| **Cumulative** | |
| Cumulative | 0 |
| Cumulative - Total | 0 |
| County - Total | 5 |

# Calumet Sch Brd Member (Vote for 2)

| Precinct | Times Cast | Registered Voters |
|---|---|---|
| **County** | | |
| **Keweenaw County Michigan** | | |
| Allouez Township, Precinct 1 | 829 | 1,261 |
| Eagle Harbor Township, Precinct 1 | 218 | 257 |
| Houghton Township, Precinct 1 | 63 | 89 |
| Keweenaw County Michigan - Total | 1,110 | 1,607 |
| **Cumulative** | | |
| Cumulative | 0 | 0 |
| Cumulative - Total | 0 | 0 |
| County - Total | 1,110 | 1,607 |

| Precinct | Maria Camploni | Phyllis M. Locatelli | Total Votes |
|---|---|---|---|
| **County** | | | |
| **Keweenaw County Michigan** | | | |
| Allouez Township, Precinct 1 | 459 | 591 | 1,050 |
| Eagle Harbor Township, Precinct 1 | 141 | 167 | 308 |
| Houghton Township, Precinct 1 | 38 | 47 | 85 |
| Keweenaw County Michigan - Total | 638 | 805 | 1,443 |
| **Cumulative** | | | |
| Cumulative | 0 | 0 | 0 |
| Cumulative - Total | 0 | 0 | 0 |
| County - Total | 638 | 805 | 1,443 |

| Precinct | Unresolved Write-In |
|---|---|
| **County** | |
| **Keweenaw County Michigan** | |
| Allouez Township, Precinct 1 | 3 |
| Eagle Harbor Township, Precinct 1 | 0 |
| Houghton Township, Precinct 1 | 0 |
| Keweenaw County Michigan - Total | 3 |
| **Cumulative** | |
| Cumulative | 0 |
| Cumulative - Total | 0 |
| County - Total | 3 |

# Grant Twp Board Member (Vote for 2)

| Precinct | Times Cast | Registered Voters |
|---|---|---|
| **County** | | |
| **Keweenaw County Michigan** | | |
| Grant Township, Precinct 1 | 180 | 235 |
| Keweenaw County Michigan - Total | 180 | 235 |
| **Cumulative** | | |
| Cumulative | 0 | 0 |
| Cumulative - Total | 0 | 0 |
| County - Total | 180 | 235 |

| Precinct | Miranda Kilpela Davis | Staci Gibson | Total Votes |
|---|---|---|---|
| **County** | | | |
| **Keweenaw County Michigan** | | | |
| Grant Township, Precinct 1 | 155 | 142 | 297 |
| Keweenaw County Michigan - Total | 155 | 142 | 297 |
| **Cumulative** | | | |
| Cumulative | 0 | 0 | 0 |
| Cumulative - Total | 0 | 0 | 0 |
| County - Total | 155 | 142 | 297 |

| Precinct | Unresolved Write-In |
|---|---|
| **County** | |
| **Keweenaw County Michigan** | |
| Grant Township, Precinct 1 | 0 |
| Keweenaw County Michigan - Total | 0 |
| **Cumulative** | |
| Cumulative | 0 |
| Cumulative - Total | 0 |
| County - Total | 0 |

# Lk Linden-Hubb Sch Bd (Vote for 2)

| Precinct | Times Cast | Registered Voters |
|---|---|---|
| **County** | | |
| **Keweenaw County Michigan** | | |
| Sherman Township, Precinct 1 | 58 | 83 |
| Keweenaw County Michigan - Total | 58 | 83 |
| **Cumulative** | | |
| Cumulative | 0 | 0 |
| Cumulative - Total | 0 | 0 |
| County - Total | 58 | 83 |

| Precinct | Curtis Audette | Jennifer Beaudette | Total Votes |
|---|---|---|---|
| **County** | | | |
| **Keweenaw County Michigan** | | | |
| Sherman Township, Precinct 1 | 28 | 28 | 56 |
| Keweenaw County Michigan - Total | 28 | 28 | 56 |
| **Cumulative** | | | |
| Cumulative | 0 | 0 | 0 |
| Cumulative - Total | 0 | 0 | 0 |
| County - Total | 28 | 28 | 56 |

| Precinct | Unresolved Write-In |
|---|---|
| **County** | |
| **Keweenaw County Michigan** | |
| Sherman Township, Precinct 1 | 0 |
| Keweenaw County Michigan - Total | 0 |
| **Cumulative** | |
| Cumulative | 0 |
| Cumulative - Total | 0 |
| County - Total | 0 |

# Lk Linden-Hubb Sch Bd PT 4Yr (Vote for 2)

| Precinct | Times Cast | Registered Voters |
|---|---|---|
| **County** | | |
| **Keweenaw County Michigan** | | |
| Sherman Township, Precinct 1 | 58 | 83 |
| Keweenaw County Michigan - Total | 58 | 83 |
| **Cumulative** | | |
| Cumulative | 0 | 0 |
| Cumulative - Total | 0 | 0 |
| County - Total | 58 | 83 |

| Precinct | Lori Ambuehl | Patricia Burton | Total Votes |
|---|---|---|---|
| **County** | | | |
| **Keweenaw County Michigan** | | | |
| Sherman Township, Precinct 1 | 32 | 27 | 59 |
| Keweenaw County Michigan - Total | 32 | 27 | 59 |
| **Cumulative** | | | |
| Cumulative | 0 | 0 | 0 |
| Cumulative - Total | 0 | 0 | 0 |
| County - Total | 32 | 27 | 59 |

| Precinct | Unresolved Write-In |
|---|---|
| **County** | |
| **Keweenaw County Michigan** | |
| Sherman Township, Precinct 1 | 0 |
| Keweenaw County Michigan - Total | 0 |
| **Cumulative** | |
| Cumulative | 0 |
| Cumulative - Total | 0 |
| County - Total | 0 |

# State Prop 18-1 Marijuana (Vote for 1)

| Precinct | Times Cast | Registered Voters |
|---|---|---|
| **County** | | |
| **Keweenaw County Michigan** | | |
| Allouez Township, Precinct 1 | 829 | 1,261 |
| Eagle Harbor Township, Precinct 1 | 218 | 257 |
| Grant Township, Precinct 1 | 180 | 235 |
| Houghton Township, Precinct 1 | 63 | 89 |
| Sherman Township, Precinct 1 | 58 | 83 |
| Keweenaw County Michigan - Total | 1,348 | 1,925 |
| **Cumulative** | | |
| Cumulative | 0 | 0 |
| Cumulative - Total | 0 | 0 |
| County - Total | 1,348 | 1,925 |

| Precinct | Yes | No | Total Votes |
|---|---|---|---|
| **County** | | | |
| **Keweenaw County Michigan** | | | |
| Allouez Township, Precinct 1 | 385 | 416 | 801 |
| Eagle Harbor Township, Precinct 1 | 112 | 104 | 216 |
| Grant Township, Precinct 1 | 107 | 69 | 176 |
| Houghton Township, Precinct 1 | 27 | 35 | 62 |
| Sherman Township, Precinct 1 | 31 | 26 | 57 |
| Keweenaw County Michigan - Total | 662 | 650 | 1,312 |
| **Cumulative** | | | |
| Cumulative | 0 | 0 | 0 |
| Cumulative - Total | 0 | 0 | 0 |
| County - Total | 662 | 650 | 1,312 |

# Lk Linden-Hubb Sch Bd PT 2Yr (Vote for 1)

| Precinct | Times Cast | Registered Voters |
|---|---|---|
| **County** | | |
| **Keweenaw County Michigan** | | |
| Sherman Township, Precinct 1 | 58 | 83 |
| Keweenaw County Michigan - Total | 58 | 83 |
| **Cumulative** | | |
| Cumulative | 0 | 0 |
| Cumulative - Total | 0 | 0 |
| County - Total | 58 | 83 |

| Precinct | Stacey Sedar | Total Votes | Unresolved Write-in |
|---|---|---|---|
| **County** | | | |
| **Keweenaw County Michigan** | | | |
| Sherman Township, Precinct 1 | 35 | 35 | 0 |
| Keweenaw County Michigan - Total | 35 | 35 | 0 |
| **Cumulative** | | | |
| Cumulative | 0 | 0 | 0 |
| Cumulative - Total | 0 | 0 | 0 |
| County - Total | 35 | 35 | 0 |

| Precinct | Unresolved Write-In |
|---|---|
| **County** | |
| **Keweenaw County Michigan** | |
| Allouez Township, Precinct 1 | 0 |
| Eagle Harbor Township, Precinct 1 | 0 |
| Grant Township, Precinct 1 | 0 |
| Houghton Township, Precinct 1 | 0 |
| Sherman Township, Precinct 1 | 0 |
| Keweenaw County Michigan - Total | 0 |
| **Cumulative** | |
| Cumulative | 0 |
| Cumulative - Total | 0 |
| County - Total | 0 |

# State Prop 18-2 Redistricting (Vote for 1)

| Precinct | Times Cast | Registered Voters |
|---|---|---|
| **County** | | |
| **Keweenaw County Michigan** | | |
| Allouez Township, Precinct 1 | 829 | 1,261 |
| Eagle Harbor Township, Precinct 1 | 218 | 257 |
| Grant Township, Precinct 1 | 180 | 235 |
| Houghton Township, Precinct 1 | 63 | 89 |
| Sherman Township, Precinct 1 | 58 | 83 |
| Keweenaw County Michigan - Total | 1,348 | 1,925 |
| **Cumulative** | | |
| Cumulative | 0 | 0 |
| Cumulative - Total | 0 | 0 |
| County - Total | 1,348 | 1,925 |

| Precinct | Yes | No | Total Votes |
|---|---|---|---|
| **County** | | | |
| **Keweenaw County Michigan** | | | |
| Allouez Township, Precinct 1 | 428 | 346 | 774 |
| Eagle Harbor Township, Precinct 1 | 142 | 72 | 214 |
| Grant Township, Precinct 1 | 121 | 48 | 169 |
| Houghton Township, Precinct 1 | 37 | 25 | 62 |
| Sherman Township, Precinct 1 | 44 | 10 | 54 |
| Keweenaw County Michigan - Total | 772 | 501 | 1,273 |
| **Cumulative** | | | |
| Cumulative | 0 | 0 | 0 |
| Cumulative - Total | 0 | 0 | 0 |
| County - Total | 772 | 501 | 1,273 |

| Precinct | Unresolved Write-In |
|---|---|
| **County** | |
| **Keweenaw County Michigan** | |
| Allouez Township, Precinct 1 | 0 |
| Eagle Harbor Township, Precinct 1 | 0 |
| Grant Township, Precinct 1 | 0 |
| Houghton Township, Precinct 1 | 0 |
| Sherman Township, Precinct 1 | 0 |
| Keweenaw County Michigan - Total | 0 |
| **Cumulative** | |
| Cumulative | 0 |
| Cumulative - Total | 0 |
| County - Total | 0 |

# State Prop 18-3 Voting (Vote for 1)

| Precinct | Times Cast | Registered Voters |
|---|---|---|
| **County** | | |
| **Keweenaw County Michigan** | | |
| Allouez Township, Precinct 1 | 829 | 1,261 |
| Eagle Harbor Township, Precinct 1 | 218 | 257 |
| Grant Township, Precinct 1 | 180 | 235 |
| Houghton Township, Precinct 1 | 63 | 89 |
| Sherman Township, Precinct 1 | 58 | 83 |
| Keweenaw County Michigan - Total | 1,348 | 1,925 |
| **Cumulative** | | |
| Cumulative | 0 | 0 |
| Cumulative - Total | 0 | 0 |
| County - Total | 1,348 | 1,925 |

| Precinct | Yes | No | Total Votes |
|---|---|---|---|
| **County** | | | |
| **Keweenaw County Michigan** | | | |
| Allouez Township, Precinct 1 | 432 | 345 | 777 |
| Eagle Harbor Township, Precinct 1 | 123 | 91 | 214 |
| Grant Township, Precinct 1 | 113 | 60 | 173 |
| Houghton Township, Precinct 1 | 30 | 31 | 61 |
| Sherman Township, Precinct 1 | 37 | 19 | 56 |
| Keweenaw County Michigan - Total | 735 | 546 | 1,281 |
| **Cumulative** | | | |
| Cumulative | 0 | 0 | 0 |
| Cumulative - Total | 0 | 0 | 0 |
| County - Total | 735 | 546 | 1,281 |

| Precinct | Unresolved Write-in |
|---|---|
| **County** | |
| **Keweenaw County Michigan** | |
| Allouez Township, Precinct 1 | 0 |
| Eagle Harbor Township, Precinct 1 | 0 |
| Grant Township, Precinct 1 | 0 |
| Houghton Township, Precinct 1 | 0 |
| Sherman Township, Precinct 1 | 0 |
| Keweenaw County Michigan - Total | 0 |
| **Cumulative** | |
| Cumulative | 0 |
| Cumulative - Total | 0 |
| County - Total | 0 |

# Results per Precinct
# Lake Nov 2018
# Official

2018-11-13 08:39:54

**Governor/Lt. Governor (Vote for 1)**

| Precinct | Bill Schuette/Lisa Posthumus Lyons - REP | Gretchen Whitmer/Garlin D. Gilchrist, II - DEM | Bill Gelineau/Angelique Chaiser Thomas - LIB | Todd Schleiger/Earl P. Lackie - UST | Jennifer V. Kurland/Charin H. Davenport - GRN | Keith Butkovich/Raymond Warner - NAT | Write-in |
|---|---|---|---|---|---|---|---|
| Chase Township, Precinct 1 | 318 | 116 | 10 | 1 | 5 | 1 | 0 |
| Cherry Valley Township, Precinct 2 | 110 | 73 | 4 | 3 | 3 | 1 | 0 |
| Dover Township, Precinct 3 | 125 | 66 | 3 | 2 | 1 | 0 | 1 |
| Eden Township, Precinct 4 | 132 | 86 | 3 | 3 | 1 | 0 | 1 |
| Elk Township, Precinct 5 | 310 | 222 | 5 | 3 | 6 | 3 | 1 |
| Ellsworth Township, Precinct 6 | 217 | 94 | 2 | 4 | 4 | 3 | 0 |
| Lake Township, Precinct 7 | 237 | 139 | 5 | 3 | 4 | 2 | 0 |
| Newkirk Township, Precinct 8 | 149 | 82 | 1 | 6 | 8 | 2 | 0 |
| Peacock Township, Precinct 10 | 122 | 83 | 6 | 3 | 0 | 0 | 0 |
| Pinora Township, Precinct 11 | 168 | 104 | 1 | 4 | 1 | 1 | 0 |
| Pleasant Plains Township, Precinct 12 | 246 | 247 | 11 | 3 | 9 | 6 | 2 |
| Sauble Township, Precinct 15 | 120 | 67 | 5 | 1 | 0 | 0 | 0 |
| Sweetwater Township, Precinct 16 | 55 | 43 | 3 | 1 | 1 | 1 | 0 |
| Webber Township, Precinct 17 | 210 | 253 | 6 | 6 | 5 | 4 | 0 |
| | 83 | 229 | 3 | 4 | 4 | 3 | 0 |

| | | | | | | | |
|---|---|---|---|---|---|---|---|
| Yates Township, Precinct 19 | | | | | | | |
| **Total** | **2,602** | **1,904** | **68** | **47** | **52** | **27** | **5** |

**Secretary of State (Vote for 1)**

| Precinct | Mary Treder Lang - REP | Jocelyn Benson - DEM | Gregory Scott Stempfle - LIB | Robert Gale - UST | Write-in |
|---|---|---|---|---|---|
| Chase Township, Precinct 1 | 306 | 112 | 10 | 11 | 0 |
| Cherry Valley Township, Precinct 2 | 101 | 73 | 3 | 10 | 0 |
| Dover Township, Precinct 3 | 128 | 60 | 3 | 3 | 1 |
| Eden Township, Precinct 4 | 130 | 85 | 5 | 4 | 1 |
| Elk Township, Precinct 5 | 305 | 219 | 8 | 8 | 1 |
| Ellsworth Township, Precinct 6 | 212 | 93 | 7 | 8 | 0 |
| Lake Township, Precinct 7 | 237 | 130 | 12 | 5 | 0 |
| Newkirk Township, Precinct 8 | 141 | 81 | 4 | 17 | 0 |
| Peacock Township, Precinct 10 | 121 | 81 | 3 | 7 | 0 |
| Pinora Township, Precinct 11 | 161 | 100 | 5 | 9 | 0 |
| Pleasant Plains Township, Precinct 12 | 251 | 236 | 18 | 12 | 1 |
| Sauble Township, Precinct 15 | 116 | 64 | 5 | 3 | 0 |
| Sweetwater Township, Precinct 16 | 60 | 41 | 1 | 1 | 0 |
| Webber Township, Precinct 17 | 198 | 240 | 17 | 19 | 1 |
| Yates Township, Precinct 19 | 84 | 230 | 6 | 7 | 0 |
| **Total** | **2,551** | **1,845** | **107** | **124** | **5** |

**Attorney General (Vote for 1)**

| Precinct | Tom Leonard - REP | Dana Nessel - DEM | Lisa Lane Gioia - LIB | Gerald T. Van Sickle - UST | Chris Graveline - NPA | Write-in |
|---|---|---|---|---|---|---|
| Chase Township, Precinct 1 | 317 | 87 | 7 | 18 | 8 | 0 |
| Cherry Valley Township, Precinct 2 | 105 | 66 | 5 | 8 | 5 | 0 |
| Dover Township, Precinct 3 | 129 | 53 | 6 | 4 | 0 | 1 |
| Eden Township, Precinct 4 | 130 | 82 | 6 | 6 | 1 | 1 |
| Elk Township, Precinct 5 | 318 | 183 | 11 | 17 | 10 | 1 |
| Ellsworth Township, Precinct 6 | 214 | 83 | 7 | 7 | 8 | 0 |
| Lake Township, Precinct 7 | 250 | 102 | 11 | 10 | 9 | 0 |
| Newkirk Township, Precinct 8 | 140 | 71 | 5 | 17 | 6 | 1 |
| Peacock Township, Precinct 10 | 121 | 64 | 3 | 10 | 12 | 0 |
| Pinora Township, Precinct 11 | 162 | 92 | 4 | 11 | 4 | 0 |
| Pleasant Plains Township, Precinct 12 | 260 | 214 | 21 | 15 | 3 | 1 |
| Sauble Township, Precinct 15 | 114 | 54 | 5 | 9 | 6 | 0 |
| Sweetwater Township, Precinct 16 | 57 | 37 | 3 | 5 | 1 | 0 |
| Webber Township, Precinct 17 | 210 | 221 | 14 | 18 | 10 | 0 |
| Yates Township, Precinct 19 | 86 | 211 | 9 | 10 | 8 | 0 |
| **Total** | **2,613** | **1,620** | **117** | **165** | **91** | **5** |

**United States Senator (Vote for 1)**

| Precinct | John James - REP | Debbie Stabenow - DEM | George E. Huffman, III - UST | Marcia Squier - GRN | John Howard Wilhelm - NAT | Write-in |
|---|---|---|---|---|---|---|
| Chase Township, Precinct 1 | 319 | 119 | 4 | 1 | 5 | 0 |
| Cherry Valley Township, Precinct 2 | 109 | 74 | 2 | 5 | 3 | 0 |
| Dover Township, Precinct 3 | 131 | 64 | 2 | 1 | 0 | 1 |
| Eden Township, Precinct 4 | 126 | 89 | 4 | 4 | 0 | 1 |
| Elk Township, Precinct 5 | 301 | 234 | 6 | 5 | 2 | 1 |
| Ellsworth Township, Precinct 6 | 230 | 88 | 4 | 4 | 4 | 0 |
| Lake Township, Precinct 7 | 240 | 145 | 1 | 2 | 2 | 0 |
| Newkirk Township, Precinct 8 | 149 | 85 | 5 | 5 | 3 | 0 |
| Peacock Township, Precinct 10 | 120 | 86 | 3 | 2 | 2 | 0 |
| Pinora Township, Precinct 11 | 164 | 103 | 7 | 4 | 5 | 0 |
| Pleasant Plains Township, Precinct 12 | 260 | 244 | 8 | 10 | 5 | 0 |
| Sauble Township, Precinct 15 | 120 | 74 | 0 | 0 | 0 | 0 |
| Sweetwater Township, Precinct 16 | 55 | 46 | 0 | 1 | 0 | 0 |
| Webber Township, Precinct 17 | 214 | 253 | 6 | 1 | 6 | 0 |
| Yates Township, Precinct 19 | 95 | 232 | 1 | 0 | 4 | 0 |
| **Total** | **2,633** | **1,936** | **53** | **45** | **41** | **3** |

**Representative in Congress 2nd District (Vote for 1)**

| Precinct | Bill Huizenga - REP | Rob Davidson - DEM | Ronald E. Graeser - UST | Write-in |
|---|---|---|---|---|
| Chase Township, Precinct 1 | 322 | 101 | 13 | 3 |
| Cherry Valley Township, Precinct 2 | 107 | 75 | 7 | 0 |
| Dover Township, Precinct 3 | 132 | 55 | 6 | 1 |
| Eden Township, Precinct 4 | 133 | 82 | 6 | 1 |
| Elk Township, Precinct 5 | 329 | 203 | 10 | 1 |
| Ellsworth Township, Precinct 6 | 223 | 89 | 8 | 0 |
| Lake Township, Precinct 7 | 258 | 125 | 2 | 0 |
| Newkirk Township, Precinct 8 | 159 | 70 | 10 | 0 |
| Peacock Township, Precinct 10 | 131 | 78 | 4 | 0 |
| Pinora Township, Precinct 11 | 169 | 100 | 7 | 0 |
| Pleasant Plains Township, Precinct 12 | 265 | 233 | 20 | 2 |
| Sauble Township, Precinct 15 | 126 | 57 | 4 | 0 |
| Sweetwater Township, Precinct 16 | 59 | 44 | 0 | 0 |
| Webber Township, Precinct 17 | 217 | 234 | 20 | 1 |
| Yates Township, Precinct 19 | 100 | 221 | 6 | 0 |
| **Total** | **2,730** | **1,767** | **123** | **9** |

**State Senator 35th District (Vote for 1)**

| Precinct | Curt VanderWall - REP | Mike Taillard - DEM | Timothy Coon - LIB | Write-in |
|---|---|---|---|---|
| Chase Township, Precinct 1 | 330 | 96 | 9 | 1 |

| | | | | |
|---|---|---|---|---|
| Cherry Valley Township, Precinct 2 | 112 | 66 | 7 | 1 |
| Dover Township, Precinct 3 | 136 | 49 | 7 | 1 |
| Eden Township, Precinct 4 | 132 | 81 | 6 | 1 |
| Elk Township, Precinct 5 | 334 | 198 | 9 | 1 |
| Ellsworth Township, Precinct 6 | 229 | 88 | 4 | 0 |
| Lake Township, Precinct 7 | 272 | 107 | 9 | 0 |
| Newkirk Township, Precinct 8 | 160 | 74 | 6 | 1 |
| Peacock Township, Precinct 10 | 132 | 77 | 2 | 0 |
| Pinora Township, Precinct 11 | 169 | 90 | 8 | 0 |
| Pleasant Plains Township, Precinct 12 | 283 | 212 | 19 | 1 |
| Sauble Township, Precinct 15 | 127 | 54 | 3 | 0 |
| Sweetwater Township, Precinct 16 | 62 | 41 | 0 | 0 |
| Webber Township, Precinct 17 | 234 | 222 | 12 | 1 |
| Yates Township, Precinct 19 | 97 | 222 | 3 | 0 |
| **Total** | **2,809** | **1,677** | **104** | **8** |

**State Representative 100th District (Vote for 1)**

| Precinct | Scott A. VanSingel - REP | Sandy Clarke - DEM | Write-in |
|---|---|---|---|
| Chase Township, Precinct 1 | 314 | 122 | 1 |
| Cherry Valley Township, Precinct 2 | 108 | 75 | 0 |
| Dover Township, Precinct 3 | 132 | 60 | 2 |
| Eden Township, Precinct 4 | 127 | 89 | 4 |
| Elk Township, Precinct 5 | 308 | 213 | 2 |
| Ellsworth Township, Precinct 6 | 232 | 89 | 0 |
| Lake Township, Precinct 7 | 249 | 129 | 2 |
| Newkirk Township, Precinct 8 | 151 | 89 | 1 |
| Peacock Township, Precinct 10 | 122 | 88 | 0 |
| Pinora Township, Precinct 11 | 162 | 101 | 1 |
| Pleasant Plains Township, Precinct 12 | 272 | 245 | 2 |
| Sauble Township, Precinct 15 | 118 | 60 | 1 |
| Sweetwater Township, Precinct 16 | 55 | 43 | 0 |
| Webber Township, Precinct 17 | 223 | 252 | 1 |
| Yates Township, Precinct 19 | 89 | 231 | 1 |
| **Total** | **2,662** | **1,886** | **18** |

**Member of the State Board of Education (Vote for 2)**

| Precinct | Tami Carlone - REP | Richard Zeile - REP | Judith P. Pritchett - DEM | Tiffany Tilley - DEM | Scotty Boman - LIB | John J. Tatar - LIB | Karen Adams - UST | Douglas Levesque - UST | Sherry A. Wells - GRN | Mary Anne Hering - WC | Logan R. Smith - WC | Write-in |
|---|---|---|---|---|---|---|---|---|---|---|---|---|
| Chase Township, Precinct 1 | 256 | 234 | 82 | 87 | 16 | 10 | 12 | 6 | 3 | 24 | 18 | 0 |
| | 87 | 81 | 56 | 51 | 6 | 6 | 4 | 1 | 0 | 8 | 4 | 0 |

| | | | | | | | | | | | | |
|---|---|---|---|---|---|---|---|---|---|---|---|---|
| Cherry Valley Township, Precinct 2 | | | | | | | | | | | | |
| Dover Township, Precinct 3 | 101 | 89 | 51 | 51 | 6 | 6 | 6 | 1 | 3 | 10 | 10 | 1 |
| Eden Township, Precinct 4 | 111 | 100 | 72 | 64 | 1 | 1 | 7 | 3 | 2 | 7 | 5 | 3 |
| Elk Township, Precinct 5 | 252 | 220 | 179 | 169 | 10 | 8 | 16 | 5 | 9 | 19 | 21 | 2 |
| Ellsworth Township, Precinct 6 | 172 | 150 | 73 | 67 | 12 | 8 | 5 | 2 | 1 | 15 | 12 | 0 |
| Lake Township, Precinct 7 | 200 | 175 | 106 | 94 | 14 | 11 | 7 | 2 | 6 | 12 | 8 | 1 |
| Newkirk Township, Precinct 8 | 113 | 101 | 66 | 55 | 5 | 3 | 9 | 5 | 3 | 15 | 10 | 2 |
| Peacock Township, Precinct 10 | 103 | 91 | 72 | 65 | 3 | 3 | 8 | 1 | 1 | 12 | 12 | 0 |
| Pinora Township, Precinct 11 | 128 | 116 | 77 | 75 | 10 | 2 | 6 | 2 | 2 | 12 | 14 | 0 |
| Pleasant Plains Township, Precinct 12 | 194 | 181 | 191 | 178 | 23 | 15 | 12 | 10 | 9 | 19 | 19 | 1 |
| Sauble Township, Precinct 15 | 96 | 91 | 48 | 53 | 7 | 3 | 3 | 0 | 2 | 5 | 5 | 0 |
| Sweetwater Township, Precinct 16 | 44 | 45 | 36 | 33 | 3 | 0 | 4 | 1 | 1 | 4 | 1 | 1 |
| Webber Township, Precinct 17 | 171 | 152 | 189 | 186 | 13 | 7 | 23 | 5 | 4 | 24 | 15 | 3 |
| Yates Township, Precinct 19 | 62 | 57 | 192 | 196 | 5 | 3 | 7 | 1 | 8 | 14 | 11 | 1 |
| **Total** | **2,090** | **1,883** | **1,490** | **1,424** | **134** | **86** | **129** | **45** | **54** | **200** | **165** | **15** |

**Regent of the University of Michigan (Vote for 2)**

| Precinct | Andrea Fischer Newman - REP | Andrew Richner - REP | Jordan Acker - DEM | Paul Brown - DEM | James Lewis Hudler - LIB | John Jascob - LIB | Joe Sanger - UST | Crystal Van Sickle - UST | Kevin A. Graves - GRN | Marge Katchmark Sallows - NAT | Write-in |
|---|---|---|---|---|---|---|---|---|---|---|---|
| Chase Township, Precinct 1 | 250 | 246 | 82 | 83 | 9 | 11 | 11 | 19 | 7 | 7 | 2 |
| Cherry Valley Township, Precinct 2 | 82 | 81 | 51 | 56 | 4 | 7 | 2 | 6 | 1 | 3 | 0 |
| Dover Township, Precinct 3 | 99 | 94 | 50 | 51 | 4 | 6 | 8 | 10 | 2 | 1 | 1 |
| Eden Township, Precinct 4 | 109 | 102 | 72 | 63 | 2 | 2 | 3 | 9 | 4 | 4 | 3 |
| Elk Township, Precinct 5 | 253 | 218 | 174 | 169 | 7 | 8 | 11 | 28 | 7 | 9 | 2 |

| | | | | | | | | | | | |
|---|---|---|---|---|---|---|---|---|---|---|---|
| Ellsworth Township, Precinct 6 | 170 | 153 | 69 | 72 | 8 | 7 | 8 | 7 | 4 | 3 | 0 |
| Lake Township, Precinct 7 | 196 | 176 | 101 | 94 | 13 | 6 | 7 | 14 | 11 | 4 | 2 |
| Newkirk Township, Precinct 8 | 114 | 101 | 59 | 59 | 3 | 4 | 13 | 12 | 3 | 7 | 2 |
| Peacock Township, Precinct 10 | 102 | 90 | 71 | 73 | 1 | 3 | 6 | 12 | 2 | 7 | 0 |
| Pinora Township, Precinct 11 | 130 | 112 | 85 | 76 | 1 | 3 | 8 | 7 | 5 | 6 | 0 |
| Pleasant Plains Township, Precinct 12 | 204 | 191 | 181 | 182 | 12 | 15 | 10 | 15 | 5 | 6 | 0 |
| Sauble Township, Precinct 15 | 91 | 87 | 52 | 48 | 2 | 4 | 2 | 7 | 1 | 4 | 0 |
| Sweetwater Township, Precinct 16 | 48 | 40 | 34 | 30 | 1 | 2 | 2 | 4 | 2 | 1 | 0 |
| Webber Township, Precinct 17 | 163 | 161 | 193 | 186 | 10 | 9 | 14 | 21 | 4 | 12 | 2 |
| Yates Township, Precinct 19 | 65 | 57 | 189 | 198 | 2 | 4 | 4 | 9 | 5 | 7 | 0 |
| **Total** | **2,076** | **1,909** | **1,463** | **1,440** | **79** | **91** | **109** | **180** | **63** | **81** | **14** |

**Trustee of Michigan State University (Vote for 2)**

| Precinct | Dave Dutch - REP | Mike Miller - REP | Brianna T. Scott - DEM | Kelly Charron Tebay - DEM | Bruce Campbell - LIB | Tim Orzechowski - LIB | Janet M. Sanger - UST | John Paul Sanger - UST | Aaron Mariasy - GRN | Bridgette R. Abraham-Guzman - NAT | Write-in |
|---|---|---|---|---|---|---|---|---|---|---|---|
| Chase Township, Precinct 1 | 245 | 245 | 91 | 78 | 13 | 11 | 14 | 9 | 8 | 7 | 2 |
| Cherry Valley Township, Precinct 2 | 78 | 78 | 59 | 50 | 6 | 3 | 8 | 5 | 1 | 5 | 1 |
| Dover Township, Precinct 3 | 99 | 96 | 53 | 47 | 9 | 3 | 11 | 8 | 1 | 2 | 1 |
| Eden Township, Precinct 4 | 106 | 100 | 73 | 67 | 4 | 1 | 6 | 5 | 2 | 2 | 3 |
| Elk Township, Precinct 5 | 238 | 226 | 183 | 174 | 11 | 7 | 19 | 14 | 6 | 7 | 2 |
| Ellsworth Township, Precinct 6 | 162 | 165 | 67 | 63 | 6 | 5 | 13 | 4 | 3 | 6 | 0 |
| Lake Township, Precinct 7 | 193 | 186 | 100 | 101 | 13 | 7 | 9 | 8 | 6 | 5 | 2 |
| Newkirk Township, Precinct 8 | 109 | 108 | 59 | 52 | 7 | 5 | 9 | 12 | 3 | 4 | 2 |
| Peacock Township, Precinct 10 | 100 | 98 | 74 | 59 | 5 | 3 | 9 | 9 | 0 | 7 | 0 |

| | | | | | | | | | | | |
|---|---|---|---|---|---|---|---|---|---|---|---|
| Pinora Township, Precinct 11 | 122 | 126 | 86 | 72 | 7 | 1 | 4 | 4 | 2 | 6 | 0 |
| Pleasant Plains Township, Precinct 12 | 193 | 203 | 191 | 168 | 18 | 15 | 12 | 13 | 2 | 5 | 0 |
| Sauble Township, Precinct 15 | 86 | 93 | 53 | 48 | 4 | 3 | 4 | 5 | 1 | 2 | 0 |
| Sweetwater Township, Precinct 16 | 43 | 45 | 33 | 27 | 2 | 1 | 3 | 3 | 1 | 0 | 0 |
| Webber Township, Precinct 17 | 164 | 156 | 209 | 179 | 11 | 11 | 19 | 12 | 3 | 13 | 1 |
| Yates Township, Precinct 19 | 64 | 62 | 204 | 178 | 4 | 6 | 6 | 2 | 2 | 8 | 0 |
| **Total** | **2,002** | **1,987** | **1,535** | **1,363** | **120** | **82** | **146** | **113** | **41** | **79** | **14** |

**Governor of Wayne State University (Vote for 2)**

| Precinct | Diane Dunaskiss - REP | David Nicholson - REP | Bryan C. Barnhill - DEM | Anil Kumar - DEM | Jon Elgas - LIB | John T. Hargenrader - LIB | Christine C. Schwartz - UST | Marc Joseph Sosnowski - UST | Write-in |
|---|---|---|---|---|---|---|---|---|---|
| Chase Township, Precinct 1 | 236 | 249 | 86 | 73 | 18 | 15 | 21 | 10 | 2 |
| Cherry Valley Township, Precinct 2 | 78 | 75 | 61 | 49 | 5 | 4 | 8 | 6 | 1 |
| Dover Township, Precinct 3 | 95 | 93 | 51 | 44 | 9 | 5 | 9 | 9 | 1 |
| Eden Township, Precinct 4 | 108 | 99 | 74 | 59 | 6 | 0 | 9 | 3 | 3 |
| Elk Township, Precinct 5 | 246 | 220 | 181 | 161 | 11 | 11 | 27 | 9 | 3 |
| Ellsworth Township, Precinct 6 | 162 | 158 | 70 | 64 | 7 | 5 | 11 | 5 | 0 |
| Lake Township, Precinct 7 | 194 | 181 | 107 | 99 | 7 | 9 | 18 | 8 | 2 |
| Newkirk Township, Precinct 8 | 117 | 108 | 60 | 58 | 4 | 7 | 13 | 5 | 2 |
| Peacock Township, Precinct 10 | 96 | 101 | 68 | 59 | 4 | 2 | 15 | 8 | 0 |
| Pinora Township, Precinct 11 | 130 | 120 | 84 | 73 | 3 | 4 | 7 | 8 | 2 |
| Pleasant Plains Township, Precinct 12 | 189 | 197 | 198 | 155 | 15 | 16 | 24 | 14 | 1 |
| Sauble Township, Precinct 15 | 86 | 87 | 47 | 49 | 4 | 4 | 6 | 4 | 0 |
| Sweetwater Township, Precinct 16 | 44 | 43 | 28 | 30 | 3 | 1 | 2 | 5 | 0 |
| Webber Township, Precinct 17 | 172 | 162 | 193 | 170 | 8 | 11 | 34 | 12 | 1 |

| | | | | | | | | | | |
|---|---|---|---|---|---|---|---|---|---|---|
| Yates Township, Precinct 19 | 57 | 67 | 203 | 175 | 7 | 5 | 9 | 5 | 0 |
| **Total** | **2,010** | **1,960** | **1,511** | **1,318** | **111** | **99** | **213** | **111** | **18** |

**County Road Commissioner (Vote for 1)**

| Precinct | Richard Runnels - REP | Clyde Welford - DEM | Write-in |
|---|---|---|---|
| Chase Township, Precinct 1 | 302 | 128 | 0 |
| Cherry Valley Township, Precinct 2 | 94 | 93 | 0 |
| Dover Township, Precinct 3 | 127 | 66 | 1 |
| Eden Township, Precinct 4 | 119 | 99 | 2 |
| Elk Township, Precinct 5 | 275 | 261 | 1 |
| Ellsworth Township, Precinct 6 | 202 | 112 | 0 |
| Lake Township, Precinct 7 | 219 | 156 | 2 |
| Newkirk Township, Precinct 8 | 142 | 101 | 1 |
| Peacock Township, Precinct 10 | 101 | 108 | 0 |
| Pinora Township, Precinct 11 | 158 | 110 | 0 |
| Pleasant Plains Township, Precinct 12 | 229 | 294 | 0 |
| Sauble Township, Precinct 15 | 98 | 86 | 0 |
| Sweetwater Township, Precinct 16 | 48 | 56 | 0 |
| Webber Township, Precinct 17 | 179 | 289 | 3 |
| Yates Township, Precinct 19 | 88 | 244 | 0 |
| **Total** | **2,381** | **2,203** | **10** |

**County Commissioner 1st District (Vote for 1)**

| Precinct | Dan DuBreuil - REP | Robert R. Sanders - DEM | Write-in |
|---|---|---|---|
| Cherry Valley Township, Precinct 2 | 92 | 87 | 0 |
| Peacock Township, Precinct 10 | 105 | 97 | 1 |
| Webber Township, Precinct 17 | 153 | 246 | 1 |
| **Total** | **350** | **430** | **2** |

**County Commissioner 2nd District (Vote for 1)**

| Precinct | Howard Lodholtz - REP | Write-in |
|---|---|---|
| Chase Township, Precinct 1 | 354 | 5 |
| Yates Township, Precinct 19 | 148 | 24 |
| **Total** | **502** | **29** |

**County Commissioner 3rd District (Vote for 1)**

| Precinct | Betty L. Demyer - REP | Write-in |
|---|---|---|
| Ellsworth Township, Precinct 6 | 216 | 1 |
| Pinora Township, Precinct 11 | 206 | 4 |
| **Total** | **422** | **5** |

**County Commissioner 4th District (Vote for 1)**

| Precinct | Dawn Martin - REP | Write-in |
|---|---|---|
| Dover Township, Precinct 3 | 159 | 2 |
| Eden Township, Precinct 4 | 147 | 12 |
| Ellsworth Township, Precinct 6 | 37 | 1 |
| Newkirk Township, Precinct 8 | 184 | 5 |
| **Total** | **527** | **20** |

**County Commissioner 5th District (Vote for 1)**

| Precinct | Joan Runnels - REP | Donald Arquette - DEM | Write-in |
|---|---|---|---|
| Elk Township, Precinct 5 | 251 | 287 | 2 |
| Sauble Township, Precinct 15 | 88 | 95 | 1 |
| Sweetwater Township, Precinct 16 | 49 | 54 | 0 |
| **Total** | **388** | **436** | **3** |

**County Commissioner 6th District (Vote for 1)**

| Precinct | Christine Balulis - REP | Jessica LaPointe - DEM | Write-in |
|---|---|---|---|
| Lake Township, Precinct 7 | 232 | 144 | 0 |
| Pleasant Plains Township, Precinct 12 | 186 | 166 | 1 |
| **Total** | **418** | **310** | **1** |

**County Commissioner 7th District (Vote for 1)**

| Precinct | Karl D. Walls - DEM | Write-in |
|---|---|---|
| Pleasant Plains Township, Precinct 12 | 125 | 6 |
| Webber Township, Precinct 17 | 54 | 2 |
| **Total** | **179** | **8** |

**Dover Township Clerk (Vote for 1)**

| Precinct | Jon D. Smith - NPA | Write-in |
|---|---|---|
| Dover Township, Precinct 3 | 167 | 0 |
| **Total** | **167** | **0** |

**Elk Township Clerk (Vote for 1)**

| Precinct | Karen Fickies - REP | Write-in |
|---|---|---|
| Elk Township, Precinct 5 | 442 | 19 |
| **Total** | **442** | **19** |

**Webber Township Clerk (Vote for 1)**

| Precinct | Kathryn Young - DEM | Write-in |
|---|---|---|
| Webber Township, Precinct 17 | 358 | 44 |
| **Total** | **358** | **44** |

E.A.V. write in:
Piedad Medina = 20

**Elk Township Trustee (Vote for 1)**

| Precinct | Matt Forsyth - NPA | Jack J. Hankiewicz - NPA | Write-in |
|---|---|---|---|
| Elk Township, Precinct 5 | 227 | 252 | 4 |
| **Total** | **227** | **252** | **4** |

**Justice of Supreme Court (Vote for 2)**

| Precinct | Samuel Bagenstos | Megan Kathleen Cavanagh | Elizabeth T. Clement | Doug Dern | Kerry Lee Morgan | Kurtis T. Wilder | Write-in |
|---|---|---|---|---|---|---|---|
| Chase Township, Precinct 1 | 72 | 138 | 192 | 26 | 45 | 176 | 2 |
| Cherry Valley Township, Precinct 2 | 19 | 75 | 85 | 13 | 15 | 61 | 1 |
| Dover Township, Precinct 3 | 9 | 38 | 114 | 15 | 22 | 101 | 1 |
| Eden Township, Precinct 4 | 21 | 56 | 100 | 33 | 42 | 86 | 3 |
| Elk Township, Precinct 5 | 51 | 156 | 251 | 21 | 77 | 262 | 6 |
| Ellsworth Township, Precinct 6 | 27 | 81 | 122 | 18 | 33 | 166 | 1 |
| Lake Township, Precinct 7 | 48 | 122 | 208 | 24 | 36 | 169 | 3 |
| Newkirk Township, Precinct 8 | 12 | 90 | 107 | 20 | 16 | 98 | 4 |
| Peacock Township, Precinct 10 | 15 | 68 | 116 | 30 | 28 | 76 | 2 |
| Pinora Township, Precinct 11 | 27 | 68 | 99 | 36 | 48 | 112 | 4 |
| Pleasant Plains Township, Precinct 12 | 55 | 151 | 218 | 25 | 82 | 225 | 8 |
| Sauble Township, Precinct 15 | 26 | 54 | 86 | 8 | 9 | 102 | 0 |
| Sweetwater Township, Precinct 16 | 20 | 41 | 49 | 6 | 4 | 40 | 0 |
| Webber Township, Precinct 17 | 35 | 181 | 239 | 35 | 51 | 162 | 8 |
| Yates Township, Precinct 19 | 34 | 95 | 153 | 27 | 44 | 92 | 6 |
| **Total** | **471** | **1,414** | **2,139** | **337** | **552** | **1,928** | **49** |

**Judge of Court of Appeals 4th District (Vote for 1)**

| Precinct | Stephen L. Borrello | Write-in |
|---|---|---|
| Chase Township, Precinct 1 | 313 | 4 |
| Cherry Valley Township, Precinct 2 | 136 | 6 |
| Dover Township, Precinct 3 | 147 | 1 |
| Eden Township, Precinct 4 | 164 | 4 |
| Elk Township, Precinct 5 | 388 | 8 |
| Ellsworth Township, Precinct 6 | 241 | 1 |
| Lake Township, Precinct 7 | 273 | 5 |
| Newkirk Township, Precinct 8 | 170 | 7 |
| Peacock Township, Precinct 10 | 161 | 3 |
| Pinora Township, Precinct 11 | 192 | 4 |
| Pleasant Plains Township, Precinct 12 | 369 | 13 |
| Sauble Township, Precinct 15 | 123 | 2 |
| Sweetwater Township, Precinct 16 | 72 | 3 |
| Webber Township, Precinct 17 | 350 | 15 |

| | | |
|---|---|---|
| Yates Township, Precinct 19 | 221 | 9 |
| **Total** | **3,320** | **85** |

**Judge of Court of Appeals 4th District Partial (Vote for 1)**

| Precinct | Brock A. Swartzle | Write-in |
|---|---|---|
| Chase Township, Precinct 1 | 310 | 2 |
| Cherry Valley Township, Precinct 2 | 133 | 5 |
| Dover Township, Precinct 3 | 145 | 0 |
| Eden Township, Precinct 4 | 160 | 3 |
| Elk Township, Precinct 5 | 395 | 5 |
| Ellsworth Township, Precinct 6 | 233 | 2 |
| Lake Township, Precinct 7 | 268 | 5 |
| Newkirk Township, Precinct 8 | 165 | 6 |
| Peacock Township, Precinct 10 | 159 | 2 |
| Pinora Township, Precinct 11 | 178 | 4 |
| Pleasant Plains Township, Precinct 12 | 359 | 15 |
| Sauble Township, Precinct 15 | 122 | 2 |
| Sweetwater Township, Precinct 16 | 74 | 3 |
| Webber Township, Precinct 17 | 348 | 17 |
| Yates Township, Precinct 19 | 214 | 12 |
| **Total** | **3,263** | **83** |

**Judge of Probate Court (Vote for 1)**

| Precinct | Mark S. Wickens | Write-in |
|---|---|---|
| Chase Township, Precinct 1 | 352 | 4 |
| Cherry Valley Township, Precinct 2 | 149 | 6 |
| Dover Township, Precinct 3 | 154 | 1 |
| Eden Township, Precinct 4 | 168 | 5 |
| Elk Township, Precinct 5 | 418 | 6 |
| Ellsworth Township, Precinct 6 | 258 | 5 |
| Lake Township, Precinct 7 | 288 | 5 |
| Newkirk Township, Precinct 8 | 190 | 3 |
| Peacock Township, Precinct 10 | 165 | 2 |
| Pinora Township, Precinct 11 | 211 | 6 |
| Pleasant Plains Township, Precinct 12 | 428 | 11 |
| Sauble Township, Precinct 15 | 139 | 1 |
| Sweetwater Township, Precinct 16 | 86 | 2 |
| Webber Township, Precinct 17 | 389 | 20 |
| Yates Township, Precinct 19 | 242 | 9 |
| **Total** | **3,637** | **86** |

**West Shore Community College Board of Trustees (Vote for 2)**

| Precinct | James Barker | Jim Scatena | Randal Tomaszewski | Write-in |
|---|---|---|---|---|
| Elk Township, Precinct 5 | 164 | 103 | 123 | 6 |
| Lake Township, Precinct 7 | 32 | 31 | 29 | 0 |
| Sauble Township, Precinct 15 | 2 | 2 | 0 | 0 |
| Sweetwater Township, Precinct 16 | 18 | 15 | 9 | 0 |
| **Total** | **216** | **151** | **161** | **6** |

**Village of Baldwin President (Vote for 1)**

| Precinct | James Truxton | Write-in |
|---|---|---|
| Pleasant Plains Township, Precinct 12 | 114 | 14 |
| Webber Township, Precinct 17 | 48 | 3 |
| **Total** | **162** | **17** |

**Village of Baldwin Trustee (Vote for 2)**

| Precinct | Kelsey Bennett | Clarence Vicent | Write-in |
|---|---|---|---|
| Pleasant Plains Township, Precinct 12 | 117 | 101 | 3 |
| Webber Township, Precinct 17 | 48 | 46 | 1 |
| **Total** | **165** | **147** | **4** |

**Village of Luther President (Vote for 1)**

| Precinct | Sherry M. Sheele | Write-in |
|---|---|---|
| Ellsworth Township, Precinct 6 | 36 | 3 |
| Newkirk Township, Precinct 8 | 59 | 0 |
| **Total** | **95** | **3** |

**Village of Luther Clerk (Vote for 1)**

| Precinct | Melanie Davis | Write-in |
|---|---|---|
| Ellsworth Township, Precinct 6 | 35 | 2 |
| Newkirk Township, Precinct 8 | 56 | 0 |
| **Total** | **91** | **2** |

**Village of Luther Treasurer (Vote for 1)**

| Precinct | Nicole Emmert | Jayne Fullerton | Write-in |
|---|---|---|---|
| Ellsworth Township, Precinct 6 | 25 | 18 | 1 |
| Newkirk Township, Precinct 8 | 30 | 36 | 0 |
| **Total** | **55** | **54** | **1** |

**Village of Luther Trustee 4yr (Vote for 3)**

| Precinct | Brittany Carlson | Gypsie Pelton | Write-in |
|---|---|---|---|
| Ellsworth Township, Precinct 6 | 33 | 19 | 0 |

| | | |
|---|---|---|
| **Total** | **18** | **1** |

**Mason Central School Board Member 4yr (Vote for 4)**

| Precinct | Jeffrey S. Barnett | Jennifer Miller | Gena Nelson | Write-in |
|---|---|---|---|---|
| Lake Township, Precinct 7 | 47 | 50 | 32 | 1 |
| Sweetwater Township, Precinct 16 | 9 | 10 | 8 | 0 |
| **Total** | **56** | **60** | **40** | **1** |

**Reed City School Board Member 4yr (Vote for 3)**

| Precinct | Stephen K. Saylor | Derrick Bookwalter | Jamie A. Eichenberg | Christine Mund | Write-in |
|---|---|---|---|---|---|
| Chase Township, Precinct 1 | 135 | 197 | 275 | 264 | 1 |
| Pinora Township, Precinct 11 | 46 | 75 | 96 | 99 | 1 |
| **Total** | **181** | **272** | **371** | **363** | **2** |

**Kaleva Norman Dickson School Board Member (Vote for 4)**

| Precinct | Kathleen Fairbanks | Robert J. Guenther | Karen McIntire | Randy Sanovic | Jessica Ward | Write-in |
|---|---|---|---|---|---|---|
| Elk Township, Precinct 5 | 213 | 134 | 168 | 97 | 136 | 27 |
| **Total** | **213** | **134** | **168** | **97** | **136** | **27** |

E.A.H, JOSE MOSSISON = 20

**Baldwin School Board Member Partial (Vote for 1)**

E.A.H

WRITE IN'S
WILLIAM KARAMS = 14
LISA WILLIAMS = 75

| Precinct | Write-in |
|---|---|
| Cherry Valley Township, Precinct 2 | 25 |
| Eden Township, Precinct 4 | 30 |
| Elk Township, Precinct 5 | 19 |
| Lake Township, Precinct 7 | 32 |
| Newkirk Township, Precinct 8 | 1 |
| Peacock Township, Precinct 10 | 18 |
| Pleasant Plains Township, Precinct 12 | 66 |
| Sauble Township, Precinct 15 | 10 |
| Sweetwater Township, Precinct 16 | 9 |
| Webber Township, Precinct 17 | 71 |
| Yates Township, Precinct 19 | 49 |
| **Total** | **330** |

**Mason Central School Board Member Partial (Vote for 1)**

| Precinct | Becky Alway | Write-in |
|---|---|---|
| Lake Township, Precinct 7 | 58 | 0 |
| Sweetwater Township, Precinct 16 | 8 | 0 |
| **Total** | **66** | **0** |

**Pine River School Board Member Partial (Vote for 1)**

| Precinct | Kimberly Dean | Write-in |
|---|---|---|
| Dover Township, Precinct 3 | 154 | 0 |
| Ellsworth Township, Precinct 6 | 244 | 1 |
| Newkirk Township, Precinct 8 | 169 | 2 |
| Pinora Township, Precinct 11 | 72 | 0 |
| **Total** | **639** | **3** |

**Reed City School Board Member Partial (Vote for 1)**

| Precinct | Craig Goodman | Write-in |
|---|---|---|
| Chase Township, Precinct 1 | 298 | 3 |
| Pinora Township, Precinct 11 | 116 | 3 |
| **Total** | **414** | **6** |

**State Proposal 18-1 (Vote for 1)**

| Precinct | Yes | No |
|---|---|---|
| Chase Township, Precinct 1 | 188 | 256 |
| Cherry Valley Township, Precinct 2 | 93 | 101 |
| Dover Township, Precinct 3 | 83 | 114 |
| Eden Township, Precinct 4 | 126 | 101 |
| Elk Township, Precinct 5 | 274 | 275 |
| Ellsworth Township, Precinct 6 | 165 | 160 |
| Lake Township, Precinct 7 | 178 | 213 |
| Newkirk Township, Precinct 8 | 141 | 108 |
| Peacock Township, Precinct 10 | 115 | 97 |
| Pinora Township, Precinct 11 | 143 | 139 |
| Pleasant Plains Township, Precinct 12 | 356 | 172 |
| Sauble Township, Precinct 15 | 99 | 94 |
| Sweetwater Township, Precinct 16 | 60 | 43 |
| Webber Township, Precinct 17 | 310 | 176 |
| Yates Township, Precinct 19 | 235 | 98 |
| **Total** | **2,566** | **2,147** |

**State Proposal 18-2 (Vote for 1)**

| Precinct | Yes | No |
|---|---|---|
| Chase Township, Precinct 1 | 167 | 260 |
| Cherry Valley Township, Precinct 2 | 88 | 99 |
| Dover Township, Precinct 3 | 89 | 106 |
| Eden Township, Precinct 4 | 112 | 104 |
| Elk Township, Precinct 5 | 270 | 266 |
| Ellsworth Township, Precinct 6 | 138 | 168 |
| Lake Township, Precinct 7 | 184 | 196 |

| | | |
|---|---|---|
| Newkirk Township, Precinct 8 | 104 | 139 |
| Peacock Township, Precinct 10 | 104 | 100 |
| Pinora Township, Precinct 11 | 124 | 152 |
| Pleasant Plains Township, Precinct 12 | 271 | 233 |
| Sauble Township, Precinct 15 | 97 | 93 |
| Sweetwater Township, Precinct 16 | 61 | 40 |
| Webber Township, Precinct 17 | 274 | 193 |
| Yates Township, Precinct 19 | 210 | 115 |
| **Total** | **2,293** | **2,264** |

**State Proposal 18-3 (Vote for 1)**

| Precinct | Yes | No |
|---|---|---|
| Chase Township, Precinct 1 | 200 | 236 |
| Cherry Valley Township, Precinct 2 | 104 | 88 |
| Dover Township, Precinct 3 | 102 | 93 |
| Eden Township, Precinct 4 | 123 | 99 |
| Elk Township, Precinct 5 | 317 | 227 |
| Ellsworth Township, Precinct 6 | 182 | 129 |
| Lake Township, Precinct 7 | 173 | 206 |
| Newkirk Township, Precinct 8 | 121 | 122 |
| Peacock Township, Precinct 10 | 119 | 87 |
| Pinora Township, Precinct 11 | 156 | 120 |
| Pleasant Plains Township, Precinct 12 | 301 | 217 |
| Sauble Township, Precinct 15 | 94 | 94 |
| Sweetwater Township, Precinct 16 | 62 | 40 |
| Webber Township, Precinct 17 | 302 | 172 |
| Yates Township, Precinct 19 | 231 | 99 |
| **Total** | **2,587** | **2,029** |

**Lake County Veteran Millage (Vote for 1)**

| Precinct | Yes | No |
|---|---|---|
| Chase Township, Precinct 1 | 250 | 168 |
| Cherry Valley Township, Precinct 2 | 138 | 54 |
| Dover Township, Precinct 3 | 107 | 84 |
| Eden Township, Precinct 4 | 144 | 73 |
| Elk Township, Precinct 5 | 339 | 205 |
| Ellsworth Township, Precinct 6 | 170 | 139 |
| Lake Township, Precinct 7 | 250 | 133 |
| Newkirk Township, Precinct 8 | 146 | 94 |
| Peacock Township, Precinct 10 | 134 | 77 |
| Pinora Township, Precinct 11 | 211 | 63 |
| | | |

| | | |
|---|---|---|
| Pleasant Plains Township, Precinct 12 | 348 | 167 |
| Sauble Township, Precinct 15 | 124 | 65 |
| Sweetwater Township, Precinct 16 | 74 | 28 |
| Webber Township, Precinct 17 | 350 | 125 |
| Yates Township, Precinct 19 | 230 | 97 |
| **Total** | **3,015** | **1,572** |

**Cherry Valley Fire Millage (Vote for 1)**

| Precinct | Yes | No |
|---|---|---|
| Cherry Valley Township, Precinct 2 | 163 | 31 |
| **Total** | **163** | **31** |

**Cherry Valley Street Light Millage (Vote for 1)**

| Precinct | Yes | No |
|---|---|---|
| Cherry Valley Township, Precinct 2 | 142 | 53 |
| **Total** | **142** | **53** |

**Peacock Township Zoning Referendum (Vote for 1)**

| Precinct | Yes | No |
|---|---|---|
| Peacock Township, Precinct 10 | 108 | 101 |
| **Total** | **108** | **101** |

# OFFICIAL RESULTS
# GENERAL ELECTION
# NOVEMBER 6, 2018

| PRECINCT | | | Governor & Lieutenant Governor | | | | | | Secretary of State | | | | Attorney General | | | | |
|---|---|---|---|---|---|---|---|---|---|---|---|---|---|---|---|---|---|
| | | | REP | DEM | LIB | UST | GRN | NLP | | | | | | | | | |
| | Registered | Poll | Schuette & | Whitmer & | Gelineau & | Schleiger & | Kurland & | Butkovich & | REP | DEM | LIB | UST | REP | DEM | LIB | UST | NPA |
| | Voters | Book | Lyons | Gilchrist II | Thomas | Lackie | Davenport | Warner | Lang | Benson | Stempfle | Gale | Leonard | Nessel | Gioia | Van Sickle | Graveline |
| City of Imlay City #1 | 1,019 | 470 | 240 | 208 | 5 | 2 | 4 | 2 | 231 | 201 | 12 | 11 | 233 | 190 | 14 | 7 | 11 |
| City of Imlay City #2 | 1,312 | 656 | 334 | 283 | 12 | 4 | 6 | 4 | 333 | 270 | 22 | 7 | 350 | 246 | 19 | 7 | 3 |
| City of Lapeer #1 | 1,674 | 876 | 434 | 406 | 9 | 8 | 8 | 0 | 432 | 390 | 25 | 11 | 454 | 355 | 20 | 12 | 10 |
| City of Lapeer #2 | 1,295 | 715 | 353 | 323 | 17 | 3 | 5 | 0 | 353 | 299 | 24 | 14 | 372 | 269 | 19 | 5 | 18 |
| City of Lapeer #3 | 1,261 | 628 | 308 | 286 | 7 | 5 | 9 | 2 | 304 | 280 | 10 | 14 | 317 | 253 | 15 | 11 | 4 |
| City of Lapeer #4 | 1,761 | 698 | 323 | 309 | 16 | 13 | 10 | 7 | 322 | 311 | 27 | 16 | 345 | 270 | 23 | 19 | 15 |
| Almont Township #1 | 2,165 | 1,319 | 823 | 450 | 15 | 10 | 3 | 7 | 807 | 443 | 23 | 16 | 829 | 385 | 19 | 16 | 24 |
| Almont Township #2 | 2,789 | 1,765 | 1,074 | 618 | 18 | 16 | 9 | 1 | 1,054 | 600 | 40 | 18 | 1,087 | 524 | 30 | 22 | 23 |
| Arcadia Township #1 | 2,462 | 1,491 | 916 | 513 | 15 | 16 | 12 | 3 | 921 | 487 | 21 | 33 | 966 | 421 | 21 | 18 | 23 |
| Attica Township #1 | 1,736 | 1,070 | 670 | 332 | 26 | 16 | 4 | 4 | 662 | 324 | 32 | 25 | 690 | 279 | 20 | 20 | 16 |
| Attica Township #2 | 1,914 | 1,184 | 722 | 411 | 15 | 9 | 9 | 2 | 717 | 394 | 27 | 11 | 738 | 342 | 26 | 12 | 15 |
| Burlington Township #1 | 1,026 | 561 | 351 | 168 | 11 | 11 | 6 | 2 | 358 | 155 | 14 | 13 | 348 | 140 | 16 | 16 | 11 |
| Burnside Township #1 | 1,341 | 786 | 566 | 175 | 17 | 8 | 8 | 3 | 546 | 173 | 25 | 20 | 550 | 148 | 23 | 14 | 15 |
| Deerfield Township #1 | 2,079 | 1,197 | 720 | 416 | 9 | 17 | 11 | 7 | 705 | 402 | 25 | 21 | 736 | 354 | 13 | 20 | 22 |
| Deerfield Township #2 | 2,215 | 1,268 | 664 | 512 | 19 | 21 | 16 | 6 | 668 | 503 | 33 | 30 | 707 | 438 | 31 | 19 | 31 |
| Dryden Township #1 | 1,934 | 1,312 | 846 | 399 | 10 | 13 | 12 | 4 | 830 | 399 | 20 | 22 | 852 | 335 | 16 | 18 | 34 |
| Dryden Township #2 | 1,867 | 1,314 | 887 | 366 | 18 | 10 | 3 | 7 | 873 | 362 | 27 | 16 | 891 | 326 | 21 | 11 | 19 |
| Elba Township #1 | 1,157 | 494 | 263 | 209 | 8 | 5 | 3 | 0 | 255 | 198 | 16 | 14 | 270 | 176 | 17 | 7 | 9 |
| Elba Township #2 | 1,428 | 676 | 404 | 242 | 8 | 7 | 5 | 2 | 396 | 238 | 14 | 12 | 410 | 215 | 14 | 6 | 11 |
| Elba Township #3 | 1,619 | 742 | 476 | 235 | 17 | 1 | 6 | 0 | 465 | 223 | 18 | 11 | 475 | 194 | 16 | 11 | 15 |
| Elba Township - AVCB | | 753 | 394 | 334 | 8 | 3 | 3 | 2 | 392 | 335 | 7 | 4 | 421 | 290 | 10 | 4 | 5 |
| Goodland Township #1 | 1,366 | 847 | 566 | 234 | 16 | 7 | 5 | 3 | 555 | 230 | 21 | 22 | 588 | 183 | 17 | 16 | 15 |
| Hadley Township #1 | 2,217 | 1,491 | 910 | 521 | 26 | 7 | 9 | 6 | 896 | 528 | 29 | 14 | 937 | 451 | 25 | 13 | 23 |
| Hadley Township #2 | 1,500 | 998 | 532 | 426 | 9 | 6 | 7 | 5 | 543 | 391 | 25 | 18 | 556 | 357 | 25 | 13 | 15 |
| Imlay Township #1 | 2,328 | 1,367 | 874 | 439 | 17 | 8 | 4 | 5 | 875 | 412 | 31 | 13 | 901 | 364 | 16 | 12 | 30 |
| Lapeer Township #1 | 1,510 | 676 | 386 | 245 | 18 | 9 | 9 | 0 | 382 | 233 | 27 | 10 | 396 | 201 | 24 | 12 | 13 |
| Lapeer Township #2 | 2,502 | 1,094 | 633 | 391 | 21 | 12 | 12 | 5 | 616 | 382 | 38 | 24 | 653 | 337 | 24 | 17 | 18 |
| Lapeer Township - AVCB | | 775 | 419 | 328 | 7 | 8 | 3 | 1 | 429 | 315 | 7 | 7 | 448 | 273 | 6 | 9 | 9 |
| Marathon Township #1 | 1,924 | 1,093 | 567 | 462 | 15 | 11 | 10 | 5 | 576 | 433 | 18 | 18 | 594 | 389 | 22 | 19 | 21 |
| Marathon Township #2 | 1,576 | 884 | 476 | 360 | 15 | 8 | 10 | 3 | 469 | 353 | 20 | 14 | 488 | 313 | 23 | 13 | 19 |
| Mayfield Township #1 | 2,014 | 1,290 | 698 | 510 | 23 | 19 | 9 | 4 | 701 | 493 | 33 | 25 | 731 | 448 | 24 | 21 | 15 |
| Mayfield Township #2 | 1,731 | 1,003 | 518 | 441 | 19 | 5 | 5 | 2 | 516 | 423 | 21 | 10 | 548 | 365 | 18 | 13 | 12 |
| Mayfield Township #3 | 2,438 | 1,313 | 702 | 523 | 23 | 18 | 12 | 7 | 694 | 512 | 31 | 28 | 738 | 444 | 32 | 16 | 27 |
| Metamora Township #1 | 1,936 | 1,304 | 829 | 439 | 12 | 5 | 5 | 2 | 818 | 416 | 22 | 13 | 849 | 371 | 25 | 12 | 12 |
| Metamora Township #2 | 1,489 | 989 | 594 | 368 | 8 | 4 | 1 | 3 | 581 | 364 | 14 | 11 | 604 | 327 | 14 | 8 | 12 |
| North Branch Township #1 | 2,729 | 1,410 | 854 | 472 | 21 | 15 | 16 | 6 | 857 | 452 | 35 | 22 | 882 | 388 | 31 | 15 | 36 |
| Oregon Township #1 | 2,249 | 984 | 540 | 389 | 17 | 14 | 8 | 2 | 542 | 360 | 26 | 23 | 561 | 328 | 25 | 9 | 20 |
| Oregon Township #2 | 2,343 | 924 | 507 | 375 | 15 | 10 | 4 | 3 | 504 | 360 | 17 | 21 | 533 | 319 | 21 | 12 | 18 |
| Oregon Township - AVCB | | 928 | 410 | 475 | 8 | 7 | 5 | 3 | 415 | 455 | 16 | 7 | 466 | 401 | 15 | 5 | 11 |
| Rich Township #1 | 1,117 | 643 | 426 | 205 | 1 | 3 | 4 | 0 | 410 | 194 | 12 | 11 | 417 | 174 | 11 | 5 | 12 |
| City of Brown City/Lapeer | 2 | 0 | 0 | 0 | 0 | 0 | 0 | 0 | 0 | 0 | 0 | 0 | 0 | 0 | 0 | 0 | 0 |
| Totals | 67,025 | 39,988 | 23,209 | 14,798 | 571 | 374 | 290 | 130 | 23,003 | 14,293 | 905 | 650 | 23,931 | 12,583 | 801 | 515 | 672 |



From the office of
Lapeer County Clerk
Theresa M. Spencer

# OFFICIAL RESULTS
# GENERAL ELECTION
# NOVEMBER 6, 2018

| PRECINCT | U.S. Senator | | | | | Representative in Congress | | | | State Senator | | State Representative | |
|---|---|---|---|---|---|---|---|---|---|---|---|---|---|
| | | | | | | 10th District | | | | 31st District | | 82nd District | |
| | REP | DEM | UST | GRN | NLP | REP | DEM | GRN | NPA | REP | DEM | REP | DEM |
| | James | Stabenow | Huffman III | Squier | Wilhelm | Mitchell | Bizon | Mikkelson | Peruski | Daley | Luczak | Howell | Giles |
| City of Imlay City #1 | 246 | 208 | 0 | 5 | 6 | 254 | 176 | 11 | 18 | 280 | 170 | 264 | 188 |
| City of Imlay City #2 | 353 | 277 | 5 | 10 | 2 | 370 | 241 | 11 | 11 | 384 | 229 | 395 | 228 |
| City of Lapeer #1 | 447 | 395 | 11 | 7 | 4 | 466 | 354 | 8 | 17 | 509 | 318 | 505 | 328 |
| City of Lapeer #2 | 370 | 311 | 4 | 12 | 4 | 367 | 272 | 10 | 35 | 412 | 265 | 424 | 254 |
| City of Lapeer #3 | 319 | 260 | 8 | 9 | 1 | 324 | 241 | 13 | 19 | 353 | 239 | 353 | 230 |
| City of Lapeer #4 | 330 | 313 | 11 | 16 | 12 | 351 | 282 | 20 | 17 | 376 | 275 | 377 | 285 |
| Almont Township #1 | 837 | 450 | 9 | 5 | 4 | 867 | 379 | 11 | 20 | 877 | 361 | 905 | 357 |
| Almont Township #2 | 1,120 | 596 | 13 | 12 | 1 | 1,117 | 521 | 15 | 39 | 1,123 | 534 | 1,154 | 512 |
| Arcadia Township #1 | 955 | 496 | 9 | 8 | 7 | 970 | 427 | 15 | 36 | 1,085 | 347 | 1,074 | 359 |
| Attica Township #1 | 678 | 349 | 10 | 8 | 5 | 724 | 272 | 4 | 33 | 753 | 271 | 751 | 267 |
| Attica Township #2 | 744 | 400 | 7 | 8 | 5 | 760 | 353 | 19 | 11 | 813 | 310 | 821 | 303 |
| Burlington Township #1 | 379 | 160 | 5 | 8 | 3 | 380 | 121 | 7 | 24 | 410 | 120 | 416 | 115 |
| Burnside Township #1 | 591 | 168 | 8 | 4 | 5 | 574 | 133 | 12 | 45 | 599 | 145 | 623 | 137 |
| Deerfield Township #1 | 743 | 419 | 9 | 8 | 5 | 762 | 360 | 9 | 28 | 831 | 334 | 865 | 301 |
| Deerfield Township #2 | 716 | 508 | 5 | 10 | 7 | 724 | 444 | 20 | 33 | 789 | 418 | 794 | 417 |
| Dryden Township #1 | 859 | 401 | 5 | 20 | 6 | 890 | 332 | 16 | 40 | 899 | 335 | 931 | 315 |
| Dryden Township #2 | 913 | 363 | 8 | 6 | 5 | 927 | 317 | 9 | 27 | 930 | 313 | 950 | 307 |
| Elba Township #1 | 282 | 195 | 4 | 6 | 1 | 291 | 174 | 5 | 11 | 320 | 156 | 318 | 160 |
| Elba Township #2 | 425 | 225 | 6 | 6 | 3 | 434 | 205 | 10 | 9 | 447 | 199 | 451 | 196 |
| Elba Township #3 | 509 | 213 | 4 | 5 | 2 | 482 | 192 | 11 | 23 | 520 | 188 | 524 | 187 |
| Elba Township - AVCB | 404 | 339 | 1 | 3 | 0 | 430 | 290 | 8 | 10 | 448 | 272 | 469 | 262 |
| Goodland Township #1 | 595 | 225 | 7 | 8 | 6 | 593 | 177 | 12 | 37 | 630 | 181 | 658 | 157 |
| Hadley Township #1 | 951 | 501 | 7 | 9 | 8 | 970 | 443 | 12 | 28 | 978 | 437 | 1,003 | 424 |
| Hadley Township #2 | 577 | 376 | 11 | 17 | 7 | 579 | 352 | 6 | 26 | 601 | 344 | 586 | 346 |
| Imlay Township #1 | 920 | 406 | 8 | 5 | 4 | 932 | 352 | 10 | 26 | 956 | 333 | 986 | 323 |
| Lapeer Township #1 | 415 | 234 | 5 | 9 | 4 | 400 | 210 | 11 | 17 | 442 | 203 | 448 | 199 |
| Lapeer Township #2 | 683 | 366 | 9 | 10 | 5 | 662 | 339 | 17 | 32 | 725 | 321 | 726 | 317 |
| Lapeer Township - AVCB | 395 | 353 | 10 | 2 | 2 | 466 | 260 | 5 | 12 | 521 | 224 | 526 | 215 |
| Marathon Township #1 | 607 | 440 | 10 | 12 | 5 | 610 | 398 | 13 | 24 | 641 | 384 | 653 | 379 |
| Marathon Township #2 | 498 | 353 | 5 | 10 | 6 | 507 | 312 | 19 | 18 | 525 | 312 | 547 | 291 |
| Mayfield Township #1 | 750 | 499 | 11 | 8 | 3 | 759 | 439 | 14 | 29 | 848 | 392 | 844 | 388 |
| Mayfield Township #2 | 559 | 411 | 7 | 9 | 1 | 559 | 364 | 10 | 29 | 615 | 334 | 640 | 314 |
| Mayfield Township #3 | 743 | 507 | 7 | 14 | 9 | 763 | 441 | 16 | 33 | 840 | 415 | 859 | 385 |
| Metamora Township #1 | 866 | 413 | 7 | 4 | 1 | 876 | 361 | 7 | 22 | 893 | 357 | 910 | 335 |
| Metamora Township #2 | 605 | 367 | 1 | 5 | 5 | 622 | 327 | 3 | 18 | 627 | 322 | 638 | 317 |
| North Branch Township #1 | 880 | 475 | 14 | 8 | 10 | 931 | 378 | 17 | 41 | 987 | 350 | 1,030 | 314 |
| Oregon Township #1 | 589 | 359 | 11 | 6 | 4 | 588 | 307 | 9 | 38 | 627 | 312 | 633 | 292 |
| Oregon Township #2 | 539 | 338 | 10 | 21 | 5 | 532 | 325 | 15 | 32 | 569 | 307 | 574 | 305 |
| Oregon Township - AVCB | 391 | 510 | 7 | 6 | 2 | 458 | 401 | 8 | 19 | 504 | 371 | 527 | 354 |
| Rich Township#1 | 423 | 197 | 7 | 6 | 2 | 426 | 170 | 7 | 25 | 462 | 156 | 464 | 153 |
| City of Brown City/Lapeer | 0 | 0 | 0 | 0 | 0 | 0 | 0 | 0 | 0 | 0 | 0 | 0 | 0 |
| Totals | 24,206 | 14,396 | 296 | 345 | 177 | 24,697 | 12,442 | 455 | 1,012 | 26,149 | 11,854 | 26,616 | 11,516 |



From the office of
Lapeer County Clerk
Theresa M. Spencer

# OFFICIAL RESULTS
# GENERAL ELECTION
# NOVEMBER 6, 2018

| PRECINCT | Members of the State Board of Education | | | | | | | | | | | Regents of the University of Michigan | | | | | | | | | |
|---|---|---|---|---|---|---|---|---|---|---|---|---|---|---|---|---|---|---|---|---|---|
| | Vote for 02 | | | | | | | | | | | Vote for 02 | | | | | | | | | |
| | REP | REP | DEM | DEM | LIB | LIB | UST | UST | GRN | WCP | WCP | REP | REP | DEM | DEM | LIB | LIB | UST | UST | GRN | NLP |
| | Carlone | Zeile | Pritchett | Tilley | Boman | Tatar | Adams | Levesque | Wells | Hering | Smith | Newman | Richner | Acker | Brown | Hudler | Jascob | Sanger | Van Sickle | Graves | Sallows |
| City of Imlay City #1 | 210 | 184 | 162 | 145 | 19 | 10 | 8 | 4 | 12 | 21 | 22 | 205 | 179 | 154 | 158 | 7 | 13 | 11 | 11 | 12 | 12 |
| City of Imlay City #2 | 294 | 257 | 227 | 198 | 21 | 18 | 9 | 5 | 11 | 17 | 14 | 304 | 256 | 210 | 199 | 10 | 13 | 9 | 23 | 9 | 16 |
| City of Lapeer #1 | 375 | 351 | 314 | 281 | 28 | 21 | 20 | 4 | 13 | 26 | 16 | 378 | 337 | 295 | 282 | 23 | 23 | 15 | 26 | 12 | 9 |
| City of Lapeer #2 | 286 | 260 | 256 | 240 | 30 | 24 | 19 | 5 | 14 | 34 | 31 | 312 | 285 | 240 | 225 | 20 | 17 | 12 | 29 | 11 | 12 |
| City of Lapeer #3 | 250 | 224 | 224 | 196 | 20 | 10 | 8 | 5 | 12 | 22 | 17 | 248 | 237 | 214 | 194 | 10 | 10 | 15 | 21 | 17 | 9 |
| City of Lapeer #4 | 261 | 239 | 247 | 215 | 32 | 20 | 13 | 7 | 11 | 39 | 37 | 269 | 248 | 236 | 226 | 19 | 19 | 18 | 28 | 11 | 11 |
| Almont Township #1 | 691 | 660 | 359 | 325 | 35 | 21 | 22 | 11 | 15 | 31 | 27 | 690 | 657 | 316 | 309 | 18 | 22 | 29 | 33 | 15 | 12 |
| Almont Township #2 | 893 | 831 | 485 | 434 | 61 | 38 | 35 | 20 | 24 | 37 | 35 | 903 | 829 | 426 | 399 | 39 | 39 | 31 | 37 | 30 | 18 |
| Arcadia Township #1 | 784 | 724 | 392 | 365 | 45 | 26 | 34 | 20 | 11 | 48 | 46 | 786 | 709 | 368 | 363 | 29 | 30 | 28 | 34 | 17 | 26 |
| Attica Township #1 | 577 | 523 | 259 | 245 | 39 | 20 | 29 | 13 | 15 | 38 | 34 | 557 | 537 | 240 | 242 | 34 | 29 | 26 | 37 | 10 | 19 |
| Attica Township #2 | 589 | 541 | 304 | 286 | 43 | 28 | 15 | 6 | 25 | 33 | 38 | 594 | 540 | 284 | 282 | 27 | 23 | 16 | 34 | 16 | 15 |
| Burlington Township #1 | 296 | 265 | 115 | 105 | 20 | 14 | 11 | 4 | 9 | 24 | 22 | 288 | 262 | 99 | 97 | 12 | 13 | 9 | 19 | 9 | 5 |
| Burnside Township #1 | 449 | 393 | 147 | 117 | 24 | 14 | 19 | 15 | 11 | 28 | 33 | 448 | 415 | 115 | 119 | 15 | 17 | 24 | 30 | 15 | 14 |
| Deerfield Township #1 | 603 | 521 | 315 | 301 | 37 | 25 | 19 | 10 | 14 | 58 | 40 | 586 | 547 | 303 | 293 | 19 | 26 | 23 | 38 | 13 | 14 |
| Deerfield Township #2 | 565 | 519 | 394 | 363 | 44 | 25 | 22 | 13 | 15 | 49 | 53 | 566 | 523 | 353 | 369 | 32 | 31 | 27 | 33 | 21 | 20 |
| Dryden Township #1 | 708 | 637 | 290 | 254 | 51 | 20 | 35 | 20 | 32 | 43 | 35 | 651 | 639 | 271 | 266 | 28 | 26 | 34 | 39 | 29 | 21 |
| Dryden Township #2 | 763 | 685 | 264 | 255 | 44 | 33 | 31 | 11 | 13 | 41 | 33 | 738 | 699 | 256 | 248 | 36 | 35 | 30 | 38 | 15 | 18 |
| Elba Township #1 | 206 | 198 | 165 | 141 | 26 | 23 | 13 | 2 | 8 | 24 | 17 | 226 | 201 | 151 | 148 | 14 | 15 | 10 | 12 | 10 | 4 |
| Elba Township #2 | 357 | 312 | 194 | 172 | 23 | 18 | 14 | 9 | 6 | 22 | 13 | 357 | 332 | 173 | 163 | 13 | 19 | 18 | 17 | 13 | 6 |
| Elba Township #3 | 402 | 362 | 177 | 148 | 35 | 19 | 18 | 10 | 6 | 19 | 20 | 398 | 371 | 152 | 139 | 22 | 31 | 14 | 14 | 13 | 6 |
| Elba Township - AVCB | 346 | 345 | 281 | 264 | 19 | 10 | 15 | 3 | 5 | 23 | 20 | 357 | 340 | 260 | 258 | 15 | 13 | 17 | 18 | 5 | 7 |
| Goodland Township #1 | 481 | 441 | 177 | 157 | 32 | 20 | 11 | 7 | 11 | 32 | 35 | 470 | 450 | 154 | 168 | 18 | 19 | 27 | 19 | 17 | 8 |
| Hadley Township #1 | 792 | 724 | 401 | 369 | 52 | 41 | 31 | 15 | 15 | 50 | 38 | 786 | 707 | 378 | 370 | 31 | 34 | 22 | 39 | 20 | 17 |
| Hadley Township #2 | 485 | 433 | 311 | 274 | 33 | 21 | 21 | 10 | 12 | 29 | 32 | 471 | 439 | 285 | 268 | 22 | 17 | 28 | 27 | 18 | 16 |
| Imlay Township #1 | 756 | 675 | 318 | 292 | 48 | 23 | 27 | 10 | 10 | 57 | 43 | 726 | 690 | 299 | 302 | 26 | 27 | 28 | 43 | 14 | 14 |
| Lapeer Township #1 | 307 | 291 | 185 | 160 | 36 | 24 | 15 | 6 | 10 | 30 | 15 | 309 | 292 | 166 | 160 | 31 | 23 | 11 | 13 | 15 | 14 |
| Lapeer Township #2 | 537 | 474 | 296 | 268 | 44 | 31 | 25 | 8 | 15 | 33 | 33 | 552 | 470 | 292 | 259 | 34 | 31 | 17 | 28 | 18 | 7 |
| Lapeer Township - AVCB | 363 | 349 | 259 | 235 | 20 | 14 | 11 | 7 | 9 | 18 | 13 | 379 | 350 | 231 | 226 | 13 | 18 | 10 | 16 | 9 | 9 |
| Marathon Township #1 | 487 | 440 | 359 | 325 | 27 | 13 | 25 | 4 | 21 | 37 | 34 | 480 | 449 | 345 | 333 | 11 | 18 | 17 | 28 | 16 | 12 |
| Marathon Township #2 | 393 | 354 | 279 | 272 | 30 | 23 | 36 | 14 | 18 | 31 | 28 | 403 | 356 | 273 | 261 | 27 | 22 | 19 | 35 | 27 | 14 |
| Mayfield Township #1 | 613 | 560 | 384 | 363 | 42 | 27 | 15 | 8 | 13 | 59 | 42 | 616 | 567 | 370 | 352 | 34 | 30 | 27 | 41 | 15 | 12 |
| Mayfield Township #2 | 434 | 400 | 330 | 297 | 39 | 28 | 15 | 10 | 16 | 31 | 23 | 440 | 394 | 302 | 270 | 23 | 32 | 21 | 32 | 16 | 10 |
| Mayfield Township #3 | 594 | 534 | 420 | 382 | 39 | 27 | 43 | 19 | 14 | 51 | 37 | 608 | 529 | 386 | 373 | 22 | 33 | 40 | 50 | 22 | 19 |
| Metamora Township #1 | 718 | 684 | 320 | 302 | 41 | 28 | 18 | 9 | 14 | 40 | 27 | 716 | 684 | 309 | 278 | 31 | 28 | 15 | 25 | 15 | 6 |
| Metamora Township #2 | 532 | 480 | 299 | 267 | 28 | 13 | 15 | 7 | 14 | 29 | 19 | 524 | 482 | 280 | 264 | 18 | 19 | 19 | 18 | 12 | 11 |
| North Branch Township #1 | 728 | 680 | 350 | 310 | 45 | 32 | 21 | 13 | 21 | 68 | 52 | 729 | 678 | 324 | 331 | 27 | 31 | 27 | 28 | 25 | 19 |
| Oregon Township #1 | 442 | 404 | 286 | 255 | 25 | 23 | 24 | 3 | 13 | 39 | 39 | 454 | 406 | 263 | 260 | 19 | 20 | 19 | 30 | 16 | 9 |
| Oregon Township #2 | 441 | 375 | 273 | 266 | 31 | 14 | 19 | 6 | 14 | 41 | 22 | 416 | 388 | 276 | 269 | 14 | 19 | 13 | 23 | 21 | 9 |
| Oregon Township - AVCB | 376 | 353 | 384 | 345 | 19 | 12 | 13 | 8 | 12 | 23 | 16 | 391 | 349 | 353 | 347 | 7 | 12 | 12 | 22 | 8 | 13 |
| Rich Township #1 | 366 | 333 | 162 | 139 | 16 | 14 | 15 | 9 | 9 | 28 | 27 | 372 | 356 | 139 | 145 | 11 | 15 | 15 | 22 | 7 | 7 |
| City of Brown City/Lapeer | 0 | 0 | 0 | 0 | 0 | 0 | 0 | 0 | 0 | 0 | 0 | 0 | 0 | 0 | 0 | 0 | 0 | 0 | 0 | 0 | 0 |
| Totals | 19,750 | 18,015 | 11,364 | 10,328 | 1,343 | 865 | 809 | 370 | 543 | 1,403 | 1,178 | 19,703 | 18,179 | 10,541 | 10,215 | 861 | 912 | 803 | 1,110 | 614 | 500 |



From the office of
Lapeer County Clerk
Theresa M. Spencer

# OFFICIAL RESULTS
# GENERAL ELECTION
# NOVEMBER 6, 2018

| PRECINCT | Trustee of Michigan State University | | | | | | | | | | Governor of Wayne State University | | | | | | | |
|---|---|---|---|---|---|---|---|---|---|---|---|---|---|---|---|---|---|---|
| | Vote for 02 | | | | | | | | | | *Vote for 02* | | | | | | | |
| | REP | REP | DEM | DEM | LIB | LIB | UST | UST | GRN | NLP | REP | REP | DEM | DEM | LIB | LIB | UST | UST |
| | Dutch | Miller | Scott | Tebay | Campbell | Orzechowski | Sanger, Janet | Sanger, John | Mariasy | Abraham-Guzman | Dunaskiss | Nicholson | Barnhill | Kumar | Elgas | Hargenrader | Schwartz | Sosnowski |
| City of Imlay City #1 | 185 | 199 | 162 | 140 | 22 | 8 | 11 | 8 | 11 | 14 | 195 | 197 | 157 | 144 | 18 | 14 | 19 | 9 |
| City of Imlay City #2 | 279 | 265 | 221 | 199 | 18 | 10 | 19 | 7 | 9 | 14 | 304 | 253 | 212 | 189 | 17 | 11 | 32 | 12 |
| City of Lapeer #1 | 340 | 373 | 308 | 274 | 33 | 20 | 15 | 10 | 10 | 9 | 368 | 353 | 292 | 259 | 21 | 20 | 35 | 17 |
| City of Lapeer #2 | 285 | 314 | 246 | 217 | 28 | 19 | 26 | 17 | 10 | 13 | 296 | 288 | 236 | 225 | 27 | 16 | 37 | 10 |
| City of Lapeer #3 | 241 | 235 | 225 | 199 | 14 | 10 | 20 | 11 | 14 | 4 | 254 | 233 | 213 | 195 | 14 | 6 | 28 | 12 |
| City of Lapeer #4 | 260 | 258 | 248 | 216 | 25 | 13 | 23 | 15 | 8 | 11 | 271 | 257 | 229 | 206 | 21 | 15 | 38 | 16 |
| Almont Township #1 | 663 | 665 | 338 | 289 | 39 | 29 | 20 | 20 | 19 | 9 | 669 | 640 | 324 | 300 | 31 | 19 | 33 | 28 |
| Almont Township #2 | 856 | 862 | 449 | 397 | 47 | 35 | 33 | 25 | 21 | 16 | 886 | 808 | 434 | 373 | 45 | 35 | 59 | 46 |
| Arcadia Township #1 | 721 | 760 | 398 | 341 | 39 | 27 | 41 | 34 | 10 | 15 | 789 | 711 | 366 | 327 | 30 | 20 | 60 | 33 |
| Attica Township #1 | 548 | 552 | 272 | 236 | 40 | 30 | 25 | 26 | 4 | 12 | 563 | 526 | 248 | 219 | 34 | 31 | 45 | 35 |
| Attica Township #2 | 558 | 573 | 301 | 279 | 35 | 22 | 23 | 18 | 11 | 16 | 583 | 555 | 292 | 255 | 28 | 27 | 37 | 12 |
| Burlington Township #1 | 273 | 283 | 107 | 88 | 16 | 14 | 9 | 15 | 11 | 5 | 262 | 267 | 106 | 80 | 13 | 12 | 21 | 14 |
| Burnside Township #1 | 428 | 453 | 127 | 109 | 18 | 9 | 21 | 15 | 12 | 11 | 427 | 429 | 129 | 99 | 24 | 16 | 35 | 26 |
| Deerfield Township #1 | 557 | 570 | 323 | 275 | 37 | 23 | 27 | 20 | 7 | 7 | 596 | 546 | 312 | 256 | 26 | 17 | 50 | 18 |
| Deerfield Township #2 | 528 | 545 | 408 | 341 | 36 | 31 | 33 | 28 | 16 | 21 | 558 | 536 | 396 | 318 | 40 | 27 | 52 | 25 |
| Dryden Township #1 | 626 | 630 | 290 | 252 | 40 | 31 | 40 | 27 | 23 | 19 | 662 | 623 | 257 | 240 | 44 | 32 | 57 | 40 |
| Dryden Township #2 | 713 | 714 | 263 | 234 | 41 | 37 | 29 | 28 | 15 | 23 | 730 | 699 | 255 | 226 | 39 | 36 | 52 | 33 |
| Elba Township #1 | 199 | 199 | 156 | 145 | 17 | 18 | 16 | 12 | 4 | 5 | 219 | 209 | 154 | 130 | 14 | 14 | 23 | 7 |
| Elba Township #2 | 326 | 336 | 202 | 142 | 26 | 17 | 21 | 11 | 5 | 8 | 350 | 322 | 173 | 143 | 22 | 15 | 27 | 10 |
| Elba Township #3 | 369 | 391 | 166 | 136 | 33 | 21 | 16 | 10 | 10 | 7 | 391 | 371 | 140 | 127 | 25 | 30 | 24 | 18 |
| Elba Township - AVCB | 341 | 362 | 274 | 252 | 13 | 9 | 18 | 10 | 5 | 6 | 359 | 345 | 257 | 238 | 15 | 12 | 30 | 13 |
| Goodland Township #1 | 450 | 460 | 175 | 142 | 28 | 19 | 23 | 17 | 11 | 17 | 464 | 439 | 159 | 141 | 23 | 20 | 39 | 29 |
| Hadley Township #1 | 750 | 769 | 390 | 359 | 35 | 23 | 29 | 17 | 13 | 22 | 786 | 721 | 356 | 336 | 39 | 32 | 56 | 31 |
| Hadley Township #2 | 442 | 460 | 302 | 277 | 30 | 20 | 29 | 18 | 12 | 12 | 475 | 423 | 292 | 254 | 24 | 17 | 41 | 28 |
| Imlay Township #1 | 687 | 699 | 318 | 283 | 36 | 27 | 28 | 22 | 10 | 16 | 727 | 672 | 307 | 267 | 31 | 24 | 45 | 26 |
| Lapeer Township #1 | 287 | 309 | 179 | 153 | 34 | 25 | 10 | 13 | 15 | 9 | 311 | 292 | 170 | 142 | 31 | 20 | 27 | 15 |
| Lapeer Township #2 | 494 | 511 | 308 | 256 | 41 | 30 | 25 | 18 | 13 | 7 | 537 | 489 | 274 | 238 | 35 | 30 | 46 | 20 |
| Lapeer Township - AVCB | 357 | 362 | 251 | 228 | 16 | 10 | 21 | 10 | 10 | 8 | 385 | 349 | 237 | 207 | 8 | 10 | 29 | 22 |
| Marathon Township #1 | 460 | 461 | 362 | 322 | 26 | 13 | 18 | 14 | 16 | 15 | 482 | 461 | 349 | 295 | 19 | 12 | 41 | 17 |
| Marathon Township #2 | 368 | 395 | 284 | 255 | 27 | 20 | 28 | 17 | 17 | 21 | 377 | 360 | 275 | 250 | 34 | 21 | 52 | 27 |
| Mayfield Township #1 | 561 | 594 | 401 | 348 | 37 | 24 | 39 | 30 | 13 | 17 | 622 | 558 | 377 | 319 | 29 | 26 | 49 | 30 |
| Mayfield Township #2 | 391 | 416 | 328 | 267 | 32 | 22 | 31 | 19 | 10 | 18 | 428 | 376 | 286 | 269 | 36 | 32 | 45 | 15 |
| Mayfield Township #3 | 562 | 569 | 421 | 357 | 42 | 26 | 30 | 28 | 13 | 22 | 583 | 548 | 389 | 331 | 36 | 22 | 56 | 36 |
| Metamora Township #1 | 693 | 684 | 322 | 278 | 42 | 27 | 27 | 11 | 7 | 10 | 709 | 666 | 299 | 260 | 34 | 28 | 30 | 14 |
| Metamora Township #2 | 496 | 507 | 307 | 262 | 17 | 15 | 15 | 15 | 9 | 4 | 526 | 478 | 280 | 247 | 26 | 15 | 30 | 15 |
| North Branch Township #1 | 693 | 709 | 353 | 312 | 41 | 26 | 30 | 20 | 16 | 19 | 713 | 674 | 323 | 306 | 39 | 35 | 50 | 25 |
| Oregon Township #1 | 414 | 438 | 304 | 235 | 24 | 16 | 24 | 19 | 11 | 14 | 442 | 410 | 270 | 232 | 20 | 20 | 38 | 17 |
| Oregon Township #2 | 399 | 401 | 281 | 235 | 29 | 15 | 26 | 22 | 13 | 13 | 417 | 381 | 267 | 239 | 25 | 17 | 41 | 16 |
| Oregon Township - AVCB | 358 | 361 | 384 | 346 | 14 | 12 | 16 | 8 | 9 | 5 | 384 | 354 | 363 | 323 | 12 | 11 | 31 | 12 |
| Rich Township #1 | 347 | 367 | 159 | 141 | 19 | 11 | 11 | 9 | 5 | 6 | 360 | 362 | 151 | 130 | 16 | 13 | 23 | 12 |
| City of Brown City/Lapeer | 0 | 0 | 0 | 0 | 0 | 0 | 0 | 0 | 0 | 0 | 0 | 0 | 0 | 0 | 0 | 0 | 0 | 0 |
| Totals | 18,505 | 19,011 | 11,313 | 9,817 | 1,187 | 814 | 946 | 694 | 458 | 500 | 19,460 | 18,181 | 10,606 | 9,335 | 1,065 | 830 | 1,563 | 841 |



From the office of
Lapeer County Clerk
Theresa M. Spencer

# OFFICIAL RESULTS
# GENERAL ELECTION
# NOVEMBER 6, 2018

| PRECINCT | County Road Commissioner | County Commissioner District 1 | | County Commissioner District 2 | County Commissioner District 3 | County Commissioner District 4 | County Commissioner District 5 | County Commissioner District 6 | County Commissioner District 7 | |
|---|---|---|---|---|---|---|---|---|---|---|
| | Republican | Republican | Democratic | Republican | Republican | Republican | Republican | Republican | Republican | Democratic |
| | Novak | Miller | Clark | Roy | Henning | Schneider | Warren | Jarvis | Kempf | Graver |
| City of Imlay City #1 | 360 | | | | | | | | 277 | 172 |
| City of Imlay City #2 | 509 | | | | | | | | 379 | 238 |
| City of Lapeer #1 | 641 | | | | | 617 | | | | |
| City of Lapeer #2 | 531 | | | | | 499 | | | | |
| City of Lapeer #3 | 478 | | | | | 469 | | | | |
| City of Lapeer #4 | 532 | | | | | 509 | | | | |
| Almont Township #1 | 1046 | | | | | | | | 858 | 368 |
| Almont Township #2 | 1375 | | | | | | | | 1111 | 501 |
| Arcadia Township #1 | 1185 | | | 1139 | | | | | | |
| Attica Township #1 | 874 | | | | | | | 847 | | |
| Attica Township #2 | 935 | | | | | | | 915 | | |
| Burlington Township #1 | 432 | | | 417 | | | | | | |
| Burnside Township #1 | 662 | | | 639 | | | | | | |
| Deerfield Township #1 | 916 | 682 | 447 | | | | | | | |
| Deerfield Township #2 | 966 | 651 | 520 | | | | | | | |
| Dryden Township #1 | 1021 | | | | | | | 949 | | |
| Drden Township#2 | 1059 | | | | | | | 1001 | | |
| Elba Township #1 | 403 | | | | 390 | | | | | |
| Elba Township #2 | 533 | | | | | | 509 | | | |
| Elba Township #3 | 587 | | | | | | 569 | | | |
| Elba Township - AVCB | 531 | | | | 117 | | 391 | | | |
| Goodland Township #1 | 701 | | | 692 | | | | | | |
| Hadley Township #1 | 1118 | | | | | | 1075 | | | |
| Hadley Township #2 | 715 | | | | | | 699 | | | |
| Imlay Township #1 | 1102 | | | | | | | | 905 | 351 |
| Lapeer Township #1 | 519 | | | | | 505 | | | | |
| Lapeer Township #2 | 877 | | | | | | | 861 | | |
| Lapeer Township - AVCB | 558 | | | | | 237 | | 311 | | |
| Marathon Township #1 | 819 | 493 | 536 | | | | | | | |
| Marathon Township #2 | 660 | 433 | 405 | | | | | | | |
| Mayfield Township #1 | 993 | | | | 963 | | | | | |
| Mayfield Township #2 | 756 | | | | 719 | | | | | |
| Mayfield Township #3 | 962 | | | | | 920 | | | | |
| Metamora Township #1 | 1039 | | | | | | 987 | | | |
| metamora Township #2 | 743 | | | | | | 725 | | | |
| North Branch Township #1 | 1106 | | | 1078 | | | | | | |
| Oregon Township #1 | 756 | | | | 724 | | | | | |
| Oregon Township #2 | 708 | | | | 683 | | | | | |
| Oregon Township - AVCB | 636 | | | | 609 | | | | | |
| Rich Township #1 | 531 | 401 | 198 | | | | | | | |
| City of Brown City/Lapeer | 0 | | | 0 | | | | | | |
| Totals | 30875 | 2660 | 2106 | 3965 | 4205 | 3756 | 4955 | 4884 | 3530 | 1630 |



From the office of
Lapeer County Clerk
Theresa M. Spencer

# OFFICIAL RESULTS
# GENERAL ELECTION
# NOVEMBER 6, 2018

| PRECINCT | Justice of the Supreme Court | | | | | | Judge of the Court of Appeals | Judge of the Court of Appeals | Judge of Probate Court | |
|---|---|---|---|---|---|---|---|---|---|---|
| | Vote for 02 | | | | | | 4th District - Vote for 01 | 4th District - Vote for 01 | | |
| | Bagenstos | Cavanagh | Clement | Dern | Morgan | Wilder | Borrello | Swartzle | Scott | Sharkey |
| City of Imlay City #1 | 66 | 170 | 204 | 24 | 39 | 158 | 326 | 333 | 303 | 112 |
| City of Imlay City #2 | 49 | 250 | 313 | 45 | 46 | 218 | 473 | 462 | 346 | 214 |
| City of Lapeer #1 | 73 | 248 | 484 | 68 | 81 | 325 | 599 | 592 | 522 | 262 |
| City of Lapeer #2 | 86 | 255 | 295 | 77 | 87 | 260 | 490 | 484 | 344 | 289 |
| City of Lapeer #3 | 69 | 214 | 233 | 24 | 92 | 255 | 427 | 429 | 340 | 216 |
| City of Lapeer #4 | 74 | 257 | 306 | 35 | 56 | 304 | 511 | 497 | 372 | 244 |
| Almont Township #1 | 194 | 429 | 605 | 49 | 84 | 508 | 879 | 864 | 703 | 342 |
| Almont Township #2 | 115 | 657 | 837 | 105 | 102 | 634 | 1152 | 1137 | 739 | 612 |
| Arcadia Township #1 | 125 | 382 | 831 | 144 | 127 | 586 | 1003 | 994 | 862 | 447 |
| Attica Township #1 | 86 | 322 | 451 | 109 | 98 | 484 | 731 | 726 | 553 | 370 |
| Attica Township #2 | 100 | 323 | 466 | 51 | 151 | 554 | 797 | 793 | 704 | 334 |
| Burlington Township #1 | 36 | 172 | 212 | 25 | 30 | 251 | 325 | 313 | 287 | 160 |
| Burnside Township #1 | 85 | 278 | 340 | 49 | 55 | 288 | 539 | 539 | 474 | 180 |
| Deerfield Township #1 | 90 | 482 | 548 | 72 | 79 | 432 | 785 | 774 | 648 | 397 |
| Deerfield Township #2 | 79 | 357 | 684 | 119 | 127 | 497 | 859 | 857 | 771 | 374 |
| Dryden Township #1 | 117 | 374 | 514 | 139 | 122 | 537 | 777 | 763 | 592 | 412 |
| Dryden Township #2 | 115 | 327 | 536 | 37 | 135 | 666 | 819 | 816 | 779 | 278 |
| Elba Township #1 | 47 | 181 | 206 | 13 | 33 | 228 | 355 | 351 | 253 | 176 |
| Elba Township #2 | 102 | 248 | 292 | 23 | 54 | 242 | 455 | 452 | 379 | 212 |
| Elba Township #3 | 31 | 292 | 363 | 43 | 41 | 267 | 500 | 491 | 366 | 273 |
| Elba Township - AVCB | 126 | 313 | 376 | 28 | 50 | 292 | 460 | 455 | 403 | 247 |
| Goodland Township #1 | 75 | 210 | 464 | 80 | 57 | 358 | 580 | 582 | 518 | 223 |
| Hadley Township #1 | 140 | 457 | 682 | 103 | 140 | 661 | 953 | 946 | 772 | 404 |
| Hadley Township #2 | 112 | 339 | 401 | 43 | 109 | 425 | 621 | 616 | 543 | 218 |
| Imlay Township #1 | 135 | 422 | 630 | 40 | 76 | 753 | 937 | 924 | 737 | 470 |
| Lapeer Township #1 | 72 | 223 | 296 | 35 | 46 | 250 | 442 | 439 | 388 | 201 |
| Lapeer Township #2 | 74 | 431 | 529 | 66 | 61 | 374 | 766 | 765 | 591 | 374 |
| Lapeer Township - AVCB | 117 | 276 | 413 | 23 | 38 | 327 | 467 | 470 | 457 | 226 |
| Marathon Township #1 | 113 | 302 | 580 | 93 | 102 | 398 | 726 | 708 | 619 | 321 |
| Marathon Township #2 | 75 | 273 | 374 | 84 | 110 | 352 | 576 | 572 | 448 | 303 |
| Mayfield Township #1 | 148 | 431 | 501 | 39 | 175 | 565 | 860 | 845 | 758 | 399 |
| Mayfield Township #2 | 114 | 360 | 408 | 39 | 61 | 463 | 672 | 660 | 574 | 329 |
| Mayfield Township #3 | 216 | 485 | 591 | 56 | 87 | 480 | 854 | 846 | 807 | 372 |
| Metamora Township #1 | 119 | 432 | 652 | 57 | 88 | 541 | 871 | 856 | 745 | 354 |
| Metamora Township #2 | 90 | 273 | 543 | 68 | 80 | 401 | 641 | 635 | 570 | 245 |
| North Branch Township #1 | 101 | 411 | 565 | 147 | 146 | 612 | 935 | 928 | 734 | 493 |
| Oregon Township #1 | 86 | 325 | 363 | 25 | 129 | 420 | 660 | 647 | 565 | 304 |
| Oregon Township #2 | 97 | 320 | 323 | 47 | 63 | 410 | 608 | 591 | 429 | 344 |
| Oregon Township - AVCB | 168 | 333 | 412 | 30 | 96 | 382 | 558 | 553 | 507 | 276 |
| Rich Township #1 | 98 | 240 | 294 | 39 | 49 | 261 | 479 | 463 | 378 | 184 |
| City of Brown City/Lapeer | 0 | 0 | 0 | 0 | 0 | 0 | 0 | 0 | 0 | 0 |
| Totals | 4015 | 13074 | 18117 | 2393 | 3402 | 16419 | 26468 | 26168 | 21880 | 12191 |

# OFFICIAL RESULTS
# GENERAL ELECTION
# NOVEMBER 6, 2018

| PRECINCT | Village of Almont | | | Village of Clifford | | | | | Village of Columbiaville | | | | Village of Dryden | |
|---|---|---|---|---|---|---|---|---|---|---|---|---|---|---|
| | Council Member | | | Treasurer | Council Member | | | Council Member - Vote for 02 | | Trustee | | Trustee - Vote for 01 | Trustee | |
| | Vote for 04 | | | | Vote for 03 | | | Partial Term Expiring 11-20-2020 | | Vote for 03 | | Partial Term Expiring 11-20-2020 | Vote for 02 | |
| | Peltier | Schneider | Steffler | Hart | Armstrong | Ferns | Zissler | Clark | Ferguson | Deweese | Harris | Milka | Medellin | No candidate | No candidate |
| City of Imlay City #1 | | | | | | | | | | | | | | | |
| City of Imlay City #2 | | | | | | | | | | | | | | | |
| City of Lapeer #1 | | | | | | | | | | | | | | | |
| City of Lapeer #2 | | | | | | | | | | | | | | | |
| City of Lapeer #3 | | | | | | | | | | | | | | | |
| City of Lapeer #4 | | | | | | | | | | | | | | | |
| Almont Township #1 | 199 | 223 | 214 | | | | | | | | | | | | |
| Almont Township #2 | 374 | 366 | 386 | | | | | | | | | | | | |
| Arcadia Township #1 | | | | | | | | | | | | | | | |
| Attica Township #1 | | | | | | | | | | | | | | | |
| Attica Township #2 | | | | | | | | | | | | | | | |
| Burlington Township #1 | | | | 82 | 68 | 67 | 57 | 70 | 66 | | | | | | |
| Burnside Township #1 | | | | | | | | | | | | | | | |
| Deerfield Township #1 | | | | | | | | | | | | | | | |
| Deerfield Township #2 | | | | | | | | | | | | | | | |
| Dryden Township #1 | | | | | | | | | | | | | | | |
| Dryden Township #2 | | | | | | | | | | | | | | | |
| Elba Township #1 | | | | | | | | | | | | | | | |
| Elba Township #2 | | | | | | | | | | | | | | | |
| Elba Township #3 | | | | | | | | | | | | | | | |
| Elba Township - AVCB | | | | | | | | | | | | | | | |
| Goodland Township #1 | | | | | | | | | | | | | | | |
| Hadley Township #1 | | | | | | | | | | | | | | | |
| Hadley Township #2 | | | | | | | | | | | | | | | |
| Imlay Township #1 | | | | | | | | | | | | | | | |
| Lapeer Township #1 | | | | | | | | | | | | | | | |
| Lapeer Township #2 | | | | | | | | | | | | | | | |
| Lapeer Township - AVCB | | | | | | | | | | | | | | | |
| Marathon Township #1 | | | | | | | | | | 167 | 198 | 155 | 218 | | |
| Mayfield Township #2 | | | | | | | | | | | | | | | |
| Mayfield Township #1 | | | | | | | | | | | | | | | |
| Mayfield Township #2 | | | | | | | | | | | | | | | |
| Mayfield Township #3 | | | | | | | | | | | | | | | |
| Metamora Township #1 | | | | | | | | | | | | | | | |
| Metamora Township #2 | | | | | | | | | | | | | | | |
| North Branch Township #1 | | | | | | | | | | | | | | | |
| Oregon Township #1 | | | | | | | | | | | | | | | |
| Oregon Township #2 | | | | | | | | | | | | | | | |
| Oregon Township - AVCB | | | | | | | | | | | | | | | |
| Rich Township #1 | | | | | | | | | | | | | | | |
| City of Brown City/Lapeer | | | | | | | | | | | | | | | |
| Totals | 573 | 589 | 600 | 82 | 68 | 67 | 57 | 70 | 66 | 167 | 198 | 155 | 218 | 0 | 0 |



From the office of
Lapeer County Clerk
Theresa M. Spencer

# OFFICIAL RESULTS
# GENERAL ELECTION
# NOVEMBER 6, 2018

| PRECINCT | Village of Metamora | | | | | | | Village of North Branch | | | | Village of Otter Lake | | |
|---|---|---|---|---|---|---|---|---|---|---|---|---|---|---|
| | President | Clerk | Treasurer | | Trustee Vote for 03 | | | President | Trustee Vote for 02 | | Trustee - Vote for 01 Partial Term Expiring 11-20-2020 | President | Clerk | Trustee Vote for 01 |
| | Clark | Sauve | Domeier | Richard | Griswold | Kinkade | Spearing | Martin | Cowles | Evans | Guerra | Dorr | Skias | Lerma |
| City of Imlay City #1 | | | | | | | | | | | | | | |
| City of Imlay City #2 | | | | | | | | | | | | | | |
| City of Lapeer #1 | | | | | | | | | | | | | | |
| City of Lapeer #2 | | | | | | | | | | | | | | |
| City of Lapeer #3 | | | | | | | | | | | | | | |
| City of Lapeer #4 | | | | | | | | | | | | | | |
| Almont Township #1 | | | | | | | | | | | | | | |
| Almont Township #2 | | | | | | | | | | | | | | |
| Arcadia Township #1 | | | | | | | | | | | | | | |
| Attica Township #1 | | | | | | | | | | | | | | |
| Attica Township #2 | | | | | | | | | | | | | | |
| Burlington Township #1 | | | | | | | | | | | | | | |
| Burnside Township #1 | | | | | | | | | | | | | | |
| Deerfield Township #1 | | | | | | | | | | | | | | |
| Deerfield Township #2 | | | | | | | | | | | | | | |
| Dryden Township #1 | | | | | | | | | | | | | | |
| Dryden Township #2 | | | | | | | | | | | | | | |
| Elba Township #1 | | | | | | | | | | | | | | |
| Elba Township #2 | | | | | | | | | | | | | | |
| Elba Township #3 | | | | | | | | | | | | | | |
| Elba Township - AVCB | | | | | | | | | | | | | | |
| Goodland Township #1 | | | | | | | | | | | | | | |
| Hadley Township #1 | | | | | | | | | | | | | | |
| Hadley Township #2 | | | | | | | | | | | | | | |
| Imlay Township #1 | | | | | | | | | | | | | | |
| Lapeer Township #1 | | | | | | | | | | | | | | |
| Lapeer Township #2 | | | | | | | | | | | | | | |
| Lapeer Township - AVCB | | | | | | | | | | | | | | |
| Marathon Township #1 | | | | | | | | | | | | | | |
| Marathon Township #2 | | | | | | | | | | | | 93 | 98 | 90 |
| Mayfield Township #1 | | | | | | | | | | | | | | |
| Mayfield Township #2 | | | | | | | | | | | | | | |
| Mayfield Township #3 | | | | | | | | | | | | | | |
| Metamora Township #1 | 217 | 224 | 109 | 121 | 165 | 136 | 158 | | | | | | | |
| Metamora Township #2 | | | | | | | | | | | | | | |
| North Branch Township #1 | | | | | | | | 240 | 195 | 187 | 229 | | | |
| Oregon Township #1 | | | | | | | | | | | | | | |
| Oregon Township #2 | | | | | | | | | | | | | | |
| Oregon Township - AVCB | | | | | | | | | | | | | | |
| Rich Township #1 | | | | | | | | | | | | | | |
| City of Brown City/Lapeer | | | | | | | | | | | | | | |
| Totals | 217 | 224 | 109 | 121 | 165 | 136 | 158 | 240 | 195 | 187 | 229 | 93 | 98 | 90 |



From the office of
Lapeer County Clerk
Theresa M. Spencer

# OFFICIAL RESULTS
# GENERAL ELECTION
# NOVEMBER 6, 2018

| PRECINCT | Almont Community Schools | | | | | | Dryden Community Schools | | | | Imlay City Community Schools | | | | | | |
|---|---|---|---|---|---|---|---|---|---|---|---|---|---|---|---|---|---|
| | Member of Board of Education | | Proposal | | Proposal | | Member of Board of Education | | Proposal | | Member of Board of Education | | | Member of Board of Education | | Proposal | |
| | Vote for 02 | | Non-Homestead Millage | | Sinking Fund Millage | | Vote for 02 | | Operating Millage | | Vote for 02 | | | Vote for 02 | | Operating Millage | |
| | Miles | Walton | Yes | No | Yes | No | Abromaitis | Hickmott | Yes | No | Dennis | Love | Muir | Kaeding | Lamb | Yes | No |
| City of Imlay City #1 | | | | | | | | | | | 270 | 97 | 288 | 299 | 258 | 303 | 146 |
| City of Imlay City #2 | | | | | | | | | | | 334 | 158 | 415 | 419 | 337 | 415 | 208 |
| City of Lapeer #1 | | | | | | | | | | | | | | | | | |
| City of Lapeer #2 | | | | | | | | | | | | | | | | | |
| City of Lapeer #3 | | | | | | | | | | | | | | | | | |
| City of Lapeer #4 | | | | | | | | | | | | | | | | | |
| Almont Township #1 | 713 | 675 | 666 | 480 | 524 | 618 | 28 | 23 | 19 | 19 | 33 | 13 | 34 | 33 | 32 | 30 | 26 |
| Almont Township #2 | 1059 | 986 | 967 | 656 | 772 | 845 | | | | | 16 | 4 | 16 | 18 | 17 | 16 | 14 |
| Arcadia Township #1 | | | | | | | | | | | 330 | 162 | 381 | 403 | 328 | 329 | 289 |
| Attica Township #1 | | | | | | | 18 | 21 | 13 | 22 | 374 | 144 | 455 | 461 | 386 | 394 | 334 |
| Attica Township #2 | | | | | | | 6 | 4 | 9 | 2 | 136 | 50 | 167 | 173 | 133 | 169 | 133 |
| Burlington Township #1 | | | | | | | | | | | | | | | | | |
| Burnside Township #1 | | | | | | | | | | | | | | | | | |
| Deerfield Township #1 | | | | | | | | | | | | | | | | | |
| Deerfield Township #2 | | | | | | | | | | | | | | | | | |
| Dryden Township #1 | 85 | 76 | 90 | 62 | 67 | 84 | 705 | 616 | 692 | 395 | | | | | | | |
| Dryden Township #2 | 7 | 7 | 6 | 5 | 5 | 6 | 668 | 591 | 618 | 432 | | | | | | | |
| Elba Township #1 | | | | | | | | | | | | | | | | | |
| Elba Township #2 | | | | | | | | | | | | | | | | | |
| Elba Township #3 | | | | | | | | | | | | | | | | | |
| Elba Township - AVCB | | | | | | | | | | | | | | | | | |
| Goodland Township #1 | | | | | | | | | | | 376 | 180 | 437 | 436 | 398 | 363 | 330 |
| Hadley Township #1 | | | | | | | | | | | | | | | | | |
| Hadley Township #2 | | | | | | | | | | | | | | | | | |
| Imlay Township #1 | 4 | 5 | 3 | 2 | 2 | 3 | | | | | 695 | 244 | 871 | 847 | 687 | 757 | 498 |
| Lapeer Township #1 | | | | | | | | | | | | | | | | | |
| Lapeer Township #2 | | | | | | | | | | | | | | | | | |
| Lapeer Township - AVCB | | | | | | | | | | | | | | | | | |
| Marathon Township #1 | | | | | | | | | | | | | | | | | |
| Marathon Township #2 | | | | | | | | | | | | | | | | | |
| Mayfield Township #1 | | | | | | | | | | | | | | | | | |
| Mayfield Township #2 | | | | | | | | | | | | | | | | | |
| Mayfield Township #3 | | | | | | | | | | | | | | | | | |
| Metamora Township #1 | | | | | | | 54 | 70 | 67 | 59 | | | | | | | |
| Metamora Township #2 | | | | | | | | | | | | | | | | | |
| North Branch Township #1 | | | | | | | | | | | | | | | | | |
| Oregon Township #1 | | | | | | | | | | | | | | | | | |
| Oregon Township #2 | | | | | | | | | | | | | | | | | |
| Oregon Township - AVCB | | | | | | | | | | | | | | | | | |
| Rich Township #1 | | | | | | | | | | | | | | | | | |
| City of Brown City/Lapeer | | | | | | | | | | | | | | | | | |
| Totals | 1868 | 1749 | 1732 | 1205 | 1370 | 1556 | 1479 | 1325 | 1418 | 929 | 2564 | 1052 | 3064 | 3089 | 2576 | 2776 | 1978 |



From the office of
Lapeer County Clerk
Theresa M. Spencer

# OFFICIAL RESULTS
# GENERAL ELECTION
# NOVEMBER 6, 2018

| PRECINCT | Lapeer Community Schools | | | | | North Branch Area Schools | | | State Proposal | | State Proposal | | State Proposal | | Goodland Township | |
|---|---|---|---|---|---|---|---|---|---|---|---|---|---|---|---|---|
| | Member of Board of Education | | | | | Member of Board of Education | | Member of Board of Education | Proposal 18-1 | | Proposal 18-2 | | Proposal 18-3 | | Road Millage | |
| | | | Vote for 02 | | | Vote for 02 | | Vote for 01, Partial Term Expiring 12-31-2020 | Marijuana Legalization | | Constitutional District Boundaries | | Election Day Amendments | | | |
| | Franzel | Freed | Haggadone | Landosky | Putnam | Leach | Schank | Lane | Yes | No | Yes | No | Yes | No | Yes | No |
| City of Imlay City #1 | | | | | | | | | 259 | 204 | 241 | 213 | 281 | 179 | | |
| City of Imlay City #2 | | | | | | | | | 362 | 273 | 325 | 295 | 373 | 252 | | |
| City of Lapeer #1 | 172 | 166 | 373 | 109 | 349 | | | | 404 | 459 | 474 | 379 | 499 | 361 | | |
| City of Lapeer #2 | 77 | 160 | 346 | 78 | 288 | | | | 419 | 289 | 373 | 317 | 406 | 288 | | |
| City of Lapeer #3 | 78 | 99 | 303 | 87 | 278 | | | | 378 | 247 | 324 | 286 | 362 | 258 | | |
| City of Lapeer #4 | 109 | 78 | 248 | 155 | 332 | | | | 438 | 243 | 377 | 288 | 433 | 234 | | |
| Almont Township #1 | | | | | | | | | 644 | 654 | 574 | 695 | 669 | 609 | | |
| Almont Township #2 | | | | | | | | | 833 | 899 | 779 | 889 | 908 | 792 | | |
| Arcadia Township #1 | 41 | 35 | 105 | 48 | 153 | 258 | 319 | 357 | 741 | 729 | 637 | 808 | 752 | 712 | | |
| Attica Township #1 | 65 | 40 | 84 | 48 | 95 | | | | 544 | 512 | 462 | 557 | 456 | 582 | | |
| Attica Township #2 | 95 | 188 | 340 | 112 | 291 | | | | 654 | 514 | 551 | 595 | 601 | 555 | | |
| Burlington Township #1 | | | | | | 181 | 238 | 242 | 277 | 273 | 234 | 300 | 275 | 264 | | |
| Burnside Township #1 | | | | | | 36 | 40 | 41 | 337 | 432 | 286 | 469 | 331 | 430 | | |
| Deerfield Township #1 | 18 | 16 | 56 | 25 | 50 | 545 | 682 | 738 | 590 | 586 | 532 | 617 | 594 | 573 | | |
| Deerfield Township #2 | 21 | 16 | 50 | 23 | 43 | 478 | 584 | 661 | 701 | 557 | 597 | 629 | 687 | 557 | | |
| Dryden Township #1 | | | | | | | | | 677 | 611 | 546 | 702 | 679 | 592 | | |
| Dryden Township #2 | 7 | 0 | 2 | 3 | 8 | | | | 651 | 650 | 541 | 731 | 629 | 658 | | |
| Elba Township #1 | 124 | 69 | 206 | 57 | 165 | | | | 296 | 187 | 241 | 230 | 287 | 191 | | |
| Elba Township #2 | 75 | 122 | 268 | 94 | 249 | | | | 394 | 275 | 301 | 357 | 375 | 286 | | |
| Elba Township #3 | 79 | 64 | 309 | 127 | 242 | | | | 383 | 335 | 312 | 401 | 367 | 346 | | |
| Elba Township - AVCB | 97 | 106 | 324 | 115 | 282 | | | | 344 | 397 | 420 | 314 | 388 | 349 | | |
| Goodland Township #1 | | | | | | 12 | 20 | 19 | 408 | 424 | 317 | 493 | 395 | 422 | 363 | 452 |
| Hadley Township #1 | 143 | 137 | 399 | 246 | 423 | | | | 785 | 686 | 671 | 770 | 751 | 710 | | |
| Hadley Township #2 | 48 | 45 | 122 | 41 | 140 | | | | 553 | 441 | 500 | 479 | 565 | 414 | | |
| Imlay Township #1 | | | | | | | | | 621 | 711 | 563 | 746 | 620 | 694 | | |
| Lapeer Township #1 | 116 | 102 | 290 | 81 | 242 | | | | 372 | 295 | 302 | 358 | 333 | 328 | | |
| Lapeer Township #2 | 108 | 225 | 470 | 131 | 425 | | | | 587 | 495 | 509 | 553 | 573 | 495 | | |
| Lapeer Township - AVCB | 87 | 141 | 322 | 111 | 272 | | | | 276 | 487 | 421 | 338 | 405 | 356 | | |
| Marathon Township #1 | | | | | | 22 | 32 | 32 | 604 | 472 | 564 | 499 | 613 | 458 | | |
| Marathon Township #2 | | | | | | | | | 488 | 389 | 431 | 426 | 478 | 387 | | |
| Mayfield Township #1 | 172 | 226 | 571 | 185 | 471 | | | | 655 | 628 | 640 | 623 | 697 | 571 | | |
| Mayfield Township #2 | 133 | 185 | 466 | 165 | 411 | | | | 536 | 459 | 500 | 481 | 554 | 432 | | |
| Mayfield Township #3 | 209 | 197 | 562 | 158 | 531 | | | | 700 | 598 | 622 | 657 | 661 | 622 | | |
| Metamora Township #1 | 185 | 159 | 327 | 114 | 335 | | | | 654 | 638 | 556 | 715 | 638 | 638 | | |
| Metamora Township #2 | 104 | 186 | 330 | 124 | 317 | | | | 531 | 444 | 448 | 510 | 496 | 467 | | |
| North Branch Township #1 | 0 | 0 | 1 | 1 | 0 | 769 | 1009 | 1016 | 673 | 721 | 610 | 753 | 730 | 640 | | |
| Oregon Township #1 | 104 | 113 | 407 | 169 | 358 | | | | 571 | 399 | 470 | 476 | 530 | 427 | | |
| Oregon Township #2 | 131 | 76 | 321 | 95 | 323 | | | | 558 | 353 | 452 | 446 | 537 | 362 | | |
| Oregon Township - AVCB | 95 | 82 | 324 | 126 | 353 | | | | 408 | 515 | 536 | 363 | 519 | 389 | | |
| Rich Township #1 | | | | | | 221 | 271 | 304 | 289 | 347 | 271 | 357 | 291 | 341 | | |
| City of Brown City/Lapeer | | | | | | | | | 0 | 0 | 0 | 0 | 0 | 0 | | |
| Totals | 2693 | 3033 | 7926 | 2828 | 7426 | 2522 | 3195 | 3410 | 20,595 | 18,828 | 18,510 | 20,115 | 20738 | 18221 | 363 | 452 |



From the office of
Lapeer County Clerk
Theresa M. Spencer

# VALID WRITE-INS

## OFFICIAL RESULTS
## GENERAL ELECTION
## NOVEMBER 6, 2018

| PRECINCT | Governor | | | | | | | | | | | | |
|---|---|---|---|---|---|---|---|---|---|---|---|---|---|
| | Valid Write-Ins | | | | | | | | | | | | |
| | Evan Space | William Cobbs | Angelo Scott Brown | Patrick O'Neal Burney | Raymond A. Hall | Lance Herman | Larry James Hutchinson, Jr. | Henry Joseph Lester | Clyde Lynch | Chaneika Ranell Penny | Francis L. Rowley | Robin Lee Sanders | John Arthur Williams |
| City of Imlay City #1 | 0 | 0 | 0 | 0 | 0 | 0 | 0 | 0 | 0 | 0 | 0 | 0 | 0 |
| City of Imlay City #2 | 0 | 0 | 0 | 0 | 0 | 0 | 0 | 0 | 0 | 0 | 0 | 0 | 0 |
| City of Lapeer #1 | 0 | 0 | 0 | 0 | 0 | 0 | 0 | 0 | 0 | 0 | 0 | 0 | 0 |
| City of Lapeer #2 | 0 | 0 | 0 | 0 | 0 | 0 | 0 | 0 | 0 | 0 | 0 | 0 | 0 |
| City of Lapeer #3 | 0 | 0 | 0 | 0 | 0 | 0 | 0 | 0 | 0 | 0 | 0 | 0 | 0 |
| City of Lapeer #4 | 0 | 0 | 0 | 0 | 0 | 0 | 0 | 0 | 0 | 0 | 0 | 0 | 0 |
| Almont Township #1 | 0 | 0 | 0 | 0 | 0 | 0 | 0 | 0 | 0 | 0 | 0 | 0 | 0 |
| Almont Township #2 | 0 | 0 | 0 | 0 | 0 | 0 | 0 | 0 | 0 | 0 | 0 | 0 | 0 |
| Arcadia Township #1 | 0 | 0 | 0 | 0 | 0 | 0 | 0 | 0 | 0 | 0 | 0 | 0 | 0 |
| Attica Township #1 | 0 | 0 | 0 | 0 | 0 | 0 | 0 | 0 | 0 | 0 | 0 | 0 | 0 |
| Attica Township #2 | 0 | 0 | 0 | 0 | 0 | 0 | 0 | 0 | 0 | 0 | 0 | 0 | 0 |
| Burlington Township #1 | 0 | 0 | 0 | 0 | 0 | 0 | 0 | 0 | 0 | 0 | 0 | 0 | 0 |
| Burnside Township #1 | 0 | 0 | 0 | 0 | 0 | 0 | 0 | 0 | 0 | 0 | 0 | 0 | 0 |
| Deerfield Township #1 | 0 | 0 | 0 | 0 | 0 | 0 | 0 | 0 | 0 | 0 | 0 | 0 | 0 |
| Deerfield Township #2 | 0 | 0 | 0 | 0 | 0 | 0 | 0 | 0 | 0 | 0 | 0 | 0 | 0 |
| Dryden Township #1 | 0 | 0 | 0 | 0 | 0 | 0 | 0 | 0 | 0 | 0 | 0 | 0 | 0 |
| Dryden Township #2 | 0 | 0 | 0 | 0 | 0 | 0 | 0 | 0 | 0 | 0 | 0 | 0 | 0 |
| Elba Township #1 | 0 | 0 | 0 | 0 | 0 | 0 | 0 | 0 | 0 | 0 | 0 | 0 | 0 |
| Elba Township #2 | 0 | 0 | 0 | 0 | 0 | 0 | 0 | 0 | 0 | 0 | 0 | 0 | 0 |
| Elba Township #3 | 0 | 0 | 0 | 0 | 0 | 0 | 0 | 0 | 0 | 0 | 0 | 0 | 0 |
| Elba Township - AVCB | 0 | 0 | 0 | 0 | 0 | 0 | 0 | 0 | 0 | 0 | 0 | 0 | 0 |
| Goodland Township #1 | 0 | 0 | 0 | 0 | 0 | 0 | 0 | 0 | 0 | 0 | 0 | 0 | 0 |
| Hadley Township #1 | 0 | 0 | 0 | 0 | 0 | 0 | 0 | 0 | 0 | 0 | 0 | 0 | 0 |
| Hadley Township #2 | 0 | 0 | 0 | 0 | 0 | 0 | 0 | 0 | 0 | 0 | 0 | 0 | 0 |
| Imlay Township #1 | 0 | 0 | 0 | 0 | 0 | 0 | 0 | 0 | 0 | 0 | 0 | 0 | 0 |
| Lapeer Township #1 | 0 | 0 | 0 | 0 | 0 | 0 | 0 | 0 | 0 | 0 | 0 | 0 | 0 |
| Lapeer Township #2 | 0 | 0 | 0 | 0 | 0 | 0 | 0 | 0 | 0 | 0 | 0 | 0 | 0 |
| Lapeer Township - AVCB | 0 | 0 | 0 | 0 | 0 | 0 | 0 | 0 | 0 | 0 | 0 | 0 | 0 |
| Marathon Township #1 | 0 | 0 | 0 | 0 | 0 | 0 | 0 | 0 | 0 | 0 | 0 | 0 | 0 |
| Marathon Township #2 | 0 | 0 | 0 | 0 | 0 | 0 | 0 | 0 | 0 | 0 | 0 | 0 | 0 |
| Mayfield Township #1 | 0 | 0 | 0 | 0 | 0 | 0 | 0 | 0 | 0 | 0 | 0 | 0 | 0 |
| Mayfield Township #2 | 0 | 0 | 0 | 0 | 0 | 0 | 0 | 0 | 0 | 0 | 0 | 0 | 0 |
| Mayfield Township #3 | 0 | 0 | 0 | 0 | 0 | 0 | 0 | 0 | 0 | 0 | 0 | 0 | 0 |
| Metamora Township #1 | 0 | 0 | 0 | 0 | 0 | 0 | 0 | 0 | 0 | 0 | 0 | 0 | 0 |
| Metamora Township #2 | 0 | 0 | 0 | 0 | 0 | 0 | 0 | 0 | 0 | 0 | 0 | 0 | 0 |
| North Branch Township #1 | 0 | 0 | 0 | 0 | 0 | 0 | 0 | 0 | 0 | 0 | 0 | 0 | 0 |
| Oregon Township #1 | 0 | 0 | 0 | 0 | 0 | 0 | 0 | 0 | 0 | 0 | 0 | 0 | 0 |
| Oregon Township #2 | 0 | 0 | 0 | 0 | 0 | 0 | 0 | 0 | 0 | 0 | 0 | 0 | 0 |
| Oregon Township - AVCB | 0 | 0 | 0 | 0 | 0 | 0 | 0 | 0 | 0 | 0 | 0 | 0 | 0 |
| Rich Township #1 | 0 | 0 | 0 | 0 | 0 | 0 | 0 | 0 | 0 | 0 | 0 | 0 | 0 |
| City of Brown City/Lapeer | 0 | 0 | 0 | 0 | 0 | 0 | 0 | 0 | 0 | 0 | 0 | 0 | 0 |
| Totals | 0 | 0 | 0 | 0 | 0 | 0 | 0 | 0 | 0 | 0 | 0 | 0 | 0 |

Board of Canvassers



From the office of
Lapeer County Clerk
Theresa M. Spencer

# VALID WRITE-INS

## OFFICIAL RESULTS
## GENERAL ELECTION
## NOVEMBER 6, 2018

| PRECINCT | U.S. Senator | | | | Trustee of Michigan State University | Dryden Township Library Board | Village of Almont - Council | Village of Clifford - Council | Village of Dryden Trustee | | |
|---|---|---|---|---|---|---|---|---|---|---|---|
| | Valid Write-Ins | | | | Valid Write-In | Valid Write-In | Valid Write-In | Valid Write-In | Valid Write-Ins | | |
| | William F. White | Tim Yow | Tom Bagwell | Valerie L. Willis | David Mott | Beth Sohn | Patti Biolchini | Dusty Hardies | Brandon Jones | Stan Roszczewski | David Weaver |
| City of Imlay City #1 | 0 | 0 | 0 | 0 | 0 | | | | | | |
| City of Imlay City #2 | 0 | 0 | 0 | 0 | 0 | | | | | | |
| City of Lapeer #1 | 0 | 0 | 0 | 0 | 0 | | | | | | |
| City of Lapeer #2 | 0 | 0 | 0 | 0 | 0 | | | | | | |
| City of Lapeer #3 | 0 | 0 | 0 | 0 | 0 | | | | | | |
| City of Lapeer #4 | 0 | 0 | 0 | 0 | 0 | | | | | | |
| Almont Township #1 | 0 | 0 | 0 | 0 | 0 | | 10 | | | | |
| Almont Township #2 | 0 | 0 | 0 | 0 | 0 | | 22 | | | | |
| Arcadia Township #1 | 0 | 0 | 0 | 0 | 0 | | | | | | |
| Attica Township #1 | 0 | 0 | 0 | 0 | 0 | | | | | | |
| Attica Township #2 | 0 | 0 | 0 | 0 | 0 | | | | | | |
| Burlington Township #1 | 0 | 0 | 0 | 0 | 0 | | | 5 | | | |
| Burnside Township #1 | 0 | 0 | 0 | 0 | 0 | | | | | | |
| Deerfield Township #1 | 0 | 0 | 0 | 0 | 0 | | | | | | |
| Deerfield Township #2 | 0 | 0 | 0 | 0 | 0 | | | | | | |
| Dryden Township #1 | 0 | 0 | 0 | 0 | 0 | 27 | | | 20 | 14 | 14 |
| Dryden Township #2 | 0 | 0 | 0 | 0 | 0 | 16 | | | | | |
| Elba Township #1 | 0 | 0 | 0 | 0 | 0 | | | | | | |
| Elba Township #2 | 0 | 0 | 0 | 0 | 0 | | | | | | |
| Elba Township #3 | 0 | 0 | 0 | 0 | 0 | | | | | | |
| Elba Township - AVCB | 0 | 0 | 0 | 0 | 0 | | | | | | |
| Goodland Township #1 | 0 | 0 | 0 | 0 | 0 | | | | | | |
| Hadley Township #1 | 0 | 0 | 0 | 0 | 0 | | | | | | |
| Hadley Township #2 | 0 | 0 | 0 | 0 | 0 | | | | | | |
| Imlay Township #1 | 0 | 0 | 0 | 0 | 0 | | | | | | |
| Lapeer Township #1 | 0 | 0 | 0 | 0 | 0 | | | | | | |
| Lapeer Township #2 | 0 | 0 | 0 | 0 | 0 | | | | | | |
| Lapeer Township - AVCB | 0 | 0 | 0 | 0 | 0 | | | | | | |
| Marathon Township #1 | 0 | 0 | 0 | 0 | 0 | | | | | | |
| Marathon Township #2 | 0 | 0 | 0 | 0 | 0 | | | | | | |
| Mayfield Township #1 | 0 | 0 | 0 | 0 | 0 | | | | | | |
| Mayfield Township #2 | 0 | 0 | 0 | 0 | 0 | | | | | | |
| Mayfield Township #3 | 0 | 0 | 0 | 0 | 0 | | | | | | |
| Metamora Township #1 | 0 | 0 | 0 | 0 | 0 | | | | | | |
| Metamora Township #2 | 0 | 0 | 0 | 0 | 0 | | | | | | |
| North Branch Township #1 | 0 | 0 | 0 | 0 | 0 | | | | | | |
| Oregon Township #1 | 0 | 0 | 0 | 0 | 0 | | | | | | |
| Oregon Township #2 | 0 | 0 | 0 | 0 | 0 | | | | | | |
| Oregon Township - AVCB | 0 | 0 | 0 | 0 | 0 | | | | | | |
| Rich Township#1 | 0 | 0 | 0 | 0 | 0 | | | | | | |
| City of Brown City/Lapeer | 0 | 0 | 0 | 0 | 0 | | | | | | |
| Totals | 0 | 0 | 0 | 0 | 0 | 43 | 32 | 5 | 20 | 14 | 14 |

Board of Canvassers

_____

_____

_____

_____



From the office of
Lapeer County Clerk
Theresa M. Spencer

# VALID WRITE-INS

## OFFICIAL RESULTS
## GENERAL ELECTION
## NOVEMBER 6, 2018

| PRECINCT | Mayville School Board Member | | | | City of Imlay City - Commissioner | |
|---|---|---|---|---|---|---|
| | Valid Write-Ins | | | | Valid Write-Ins | |
| | Frank E. Franzel, Jr. | Jeanine Langmaid | Heather Middleton | Kathryn L. Seger | Greg Matthew Rowden | Julie Ann Salsido |
| City of Imlay City #1 | | | | | 2 | 7 |
| City of Imlay City #2 | | | | | 4 | 9 |
| City of Lapeer #1 | | | | | | |
| City of Lapeer #2 | | | | | | |
| City of Lapeer #3 | | | | | | |
| City of Lapeer #4 | | | | | | |
| Almont Township #1 | | | | | | |
| Almont Township #2 | | | | | | |
| Arcadia Township #1 | | | | | | |
| Attica Township #1 | | | | | | |
| Attica Township #2 | | | | | | |
| Burlington Township #1 | 1 | 1 | 0 | 1 | | |
| Burnside Township #1 | | | | | | |
| Deerfield Township #1 | | | | | | |
| Deerfield Township #2 | | | | | | |
| Dryden Township #1 | | | | | | |
| Dryden Township #2 | | | | | | |
| Elba Township #1 | | | | | | |
| Elba Township #2 | | | | | | |
| Elba Township #3 | | | | | | |
| Elba Township - AVCB | | | | | | |
| Goodland Township #1 | | | | | | |
| Hadley Township #1 | | | | | | |
| Hadley Township #2 | | | | | | |
| Imlay Township #1 | | | | | | |
| Lapeer Township #1 | | | | | | |
| Lapeer Township #2 | | | | | | |
| Lapeer Township - AVCB | | | | | | |
| Marathon Township #1 | | | | | | |
| Marathon Township #2 | | | | | | |
| Mayfield Township #1 | | | | | | |
| Mayfield Township #2 | | | | | | |
| Mayfield Township #3 | | | | | | |
| Metamora Township #1 | | | | | | |
| Metamora Township #2 | | | | | | |
| North Branch Township #1 | | | | | | |
| Oregon Township #1 | | | | | | |
| Oregon Township #2 | | | | | | |
| Oregon Township - AVCB | | | | | | |
| Rich Township#1 | 3 | 5 | 13 | 3 | | |
| City of Brown City/Lapeer | | | | | | |
| Totals | 4 | 6 | 13 | 4 | 6 | 16 |

Board of Canvassers



From the office of
Lapeer County Clerk
Theresa M. Spencer

# OFFICIAL RESULTS
# CITY OF IMLAY CITY ELECTION
# NOVEMBER 6, 2018

| PRECINCT | City of Imlay City | | | | |
|---|---|---|---|---|---|
| | | | City Commissioner | | |
| | | | Vote for 04 | | |
| | Davis | Demske | Rosenbalm | Sadler | Villanueva |
| City of Imlay City #1 | 204 | 218 | 156 | 181 | 222 |
| City of Imlay City #2 | 252 | 307 | 233 | 264 | 319 |
| City of Lapeer #1 | | | | | |
| City of Lapeer #2 | | | | | |
| City of Lapeer #3 | | | | | |
| City of Lapeer #4 | | | | | |
| Almont Township #1 | | | | | |
| Almont Township #2 | | | | | |
| Arcadia Township #1 | | | | | |
| Attica Township #1 | | | | | |
| Attica Township #2 | | | | | |
| Burlington Township #1 | | | | | |
| Burnside Township #1 | | | | | |
| Deerfield Township #1 | | | | | |
| Deerfield Township #2 | | | | | |
| Dryden Township #1 | | | | | |
| Dryden Township #2 | | | | | |
| Elba Township #1 | | | | | |
| Elba Township #2 | | | | | |
| Elba Township #3 | | | | | |
| Elba Township - AVCB | | | | | |
| Goodland Township #1 | | | | | |
| Hadley Township #1 | | | | | |
| Hadley Township #2 | | | | | |
| Imlay Township #1 | | | | | |
| Lapeer Township #1 | | | | | |
| Lapeer Township #2 | | | | | |
| Lapeer Township - AVCB | | | | | |
| Marathon Township #1 | | | | | |
| Marathon Township #2 | | | | | |
| Mayfield Township #1 | | | | | |
| Mayfield Township #2 | | | | | |
| Mayfield Township #3 | | | | | |
| Metamora Township #1 | | | | | |
| Metamora Township #2 | | | | | |
| North Branch Township #1 | | | | | |
| Oregon Township #1 | | | | | |
| Oregon Township #2 | | | | | |
| Oregon Township - AVCB | | | | | |
| Rich Township #1 | | | | | |
| City of Brown City/Lapeer | | | | | |
| Totals | 456 | 525 | 389 | 445 | 541 |



From the office of
Lapeer County Clerk
Theresa M. Spencer

# ALMONT DISTRICT LIBRARY
# STATEMENT OF VOTES
# NOVEMBER 6, 2018

| CANDIDATE OR PROPOSAL | ALMONT TWP PRECINCT #1 | ALMONT TWP PRECINCT #2 | TOTALS |
|---|---|---|---|
| | | | |
| | | | |
| LIBRARY BOARD OF | | | |
| TRUSTEES (03) | | | |
| | | | |
| Dolores Bartlett | 741 | 1010 | **1751** |
| Lynn A. Marta | 694 | 963 | **1657** |
| Cynthia A. Wade | 691 | 979 | **1670** |
| | | | |
| Totals | **2126** | **2952** | **5078** |
| | | | |

# LAPEER TOWNSHIP
# STATEMENT OF VOTES
# NOVEMBER 6, 2018

| CANDIDATE OR PROPOSAL | PRECINCT #1 | PRECINCT #2 | AVCB | TOTALS |
|---|---|---|---|---|
| | | | | |
| **TRUSTEE** | | | | |
| Partial Term Expiring 11-20-2020 | | | | |
| | | | | |
| William H. Marshall | 504 | 850 | 552 | **1906** |
| | | | | |
| Totals | **504** | **850** | **552** | **1906** |
| | | | | |

# MARATHON TOWNSHIP
# STATEMENT OF VOTES
# NOVEMBER 6, 2018

| CANDIDATE OR PROPOSAL | PRECINCT #1 | PRECINCT #2 | TOTALS |
|---|---|---|---|
| | | | |
| **TRUSTEE** | | | |
| Partial term expiring 11-20-2020 | | | |
| | | | |
| Lori Hollis | 753 | 578 | **1331** |
| | | | |
| Totals | **753** | **578** | **1331** |
| | | | |

# NORTH BRANCH TOWNSHIP
# STATEMENT OF VOTES
# NOVEMBER 6, 2018

| CANDIDATE OR PROPOSAL | PRECINCT #1 | TOTALS |
|---|---|---|
| | | |
| **Supervisor** | | |
| Partial Term Expiring 11-20-2020 | | |
| | | |
| Gary Swoish | 1137 | **1137** |
| | | |
| Totals | **1137** | **1137** |
| | | |
| | | |
| **Township Library Board of Trustee (01)** | | |
| Partial Term Expiring 11-20-2020 | | |
| | | |
| Janice Gottschalk | 1066 | **1066** |
| | | |
| Totals | **1066** | **1066** |
| | | |

# Statement of Votes Cast

General Election - November 06, 2018

**Official Results - Certified 11/15/18**

SOVC for : All Contests, All Districts, All Counting

| Precinct | Registered Voters | Cards Cast | Voters Cast | % Turnout |
|---|---|---|---|---|
| Bingham Township, Precinct 1 | | | | |
| Election Day | 2,307 | 1,081 | 1,081 | 46.86% |
| AVCB | 2,307 | 586 | 586 | 25.40% |
| Total | 2,307 | 1,667 | 1,667 | 72.26% |
| Centerville Township, Precinct 1 | | | | |
| Election Day | 1,086 | 726 | 726 | 66.85% |
| Total | 1,086 | 726 | 726 | 66.85% |
| Cleveland Township, Precinct 1 | | | | |
| Election Day | 1,004 | 725 | 725 | 72.21% |
| Total | 1,004 | 725 | 725 | 72.21% |
| Elmwood Township, Precinct 1 | | | | |
| Election Day | 2,640 | 1,209 | 1,209 | 45.80% |
| AVCB | 2,640 | 726 | 726 | 27.50% |
| Total | 2,640 | 1,935 | 1,935 | 73.30% |
| Elmwood Township, Precinct 2 | | | | |
| Election Day | 1,507 | 719 | 719 | 47.71% |
| AVCB | 1,507 | 408 | 408 | 27.07% |
| Total | 1,507 | 1,127 | 1,127 | 74.78% |
| Empire Township, Precinct 1 | | | | |
| Election Day | 1,193 | 870 | 870 | 72.93% |
| Total | 1,193 | 870 | 870 | 72.93% |
| Glen Arbor Township, Precinct 1 | | | | |
| Election Day | 877 | 669 | 669 | 76.28% |
| Total | 877 | 669 | 669 | 76.28% |
| Kasson Township, Precinct 1 | | | | |
| Election Day | 1,330 | 930 | 930 | 69.92% |
| Total | 1,330 | 930 | 930 | 69.92% |
| Leelanau Township, Precinct 1 | | | | |
| Election Day | 2,116 | 862 | 862 | 40.74% |
| AVCB | 2,116 | 665 | 665 | 94.28% |
| Total | 2,116 | 1,527 | 1,527 | 72.17% |
| Leland Township, Precinct 1 | | | | |
| Election Day | 1,910 | 749 | 749 | 39.21% |
| AVCB | 1,910 | 634 | 634 | 33.19% |
| Total | 1,910 | 1,383 | 1,383 | 72.41% |
| Solon Township, Precinct 1 | | | | |
| Election Day | 1,331 | 905 | 905 | 67.99% |
| Total | 1,331 | 905 | 905 | 67.99% |
| Suttons Bay Township, Precinct 1 | | | | |
| Election Day | 2,540 | 1,111 | 1,111 | 43.74% |
| AVCB | 2,540 | 579 | 579 | 22.80% |
| Total | 2,540 | 1,690 | 1,690 | 66.54% |
| GRAND TRAVERSE City of Traverse City, P4 | | | | |
| Election Day | 273 | 208 | 208 | 76.19% |
| Total | 273 | 208 | 208 | 76.19% |
| BENZIE Platte Twp Pct 1 | | | | |
| Election Day | 9 | 5 | 5 | 55.56% |
| Total | 9 | 5 | 5 | 55.56% |
| Leelanau County Michigan - Total ** | 20,114 | 14,362 | 14,362 | 71.40% |

**Total does not reflect Benzie Platte Twp numbers only needed for Glen Lake Schools

**Governor/Lieut Gov (Vote for 1)**

| Precinct | Bill Schuette (REP) | Gretchen Whitmer (DEM) | Bill Gelineau (LIB) | Todd Schleiger (UST) | Jennifer V. Kurland (GRN) | Keith Butkovich (NLP) |
|---|---|---|---|---|---|---|
| Bingham Township, Precinct 1 | | | | | | |
| Election Day | 565 | 481 | 12 | 0 | 2 | 3 |
| AVCB | 287 | 283 | 2 | 3 | 1 | 0 |
| Total | 852 | 764 | 14 | 3 | 3 | 3 |
| Centerville Township, Precinct 1 | | | | | | |
| Election Day | 353 | 344 | 12 | 2 | 10 | 1 |
| Total | 353 | 344 | 12 | 2 | 10 | 1 |
| Cleveland Township, Precinct 1 | | | | | | |
| Election Day | 317 | 383 | 9 | 0 | 5 | 2 |
| Total | 317 | 383 | 9 | 0 | 5 | 2 |
| Elmwood Township, Precinct 1 | | | | | | |
| Election Day | 549 | 612 | 15 | 7 | 8 | 3 |
| AVCB | 334 | 367 | 7 | 4 | 1 | 3 |
| Total | 883 | 979 | 22 | 11 | 9 | 6 |
| Elmwood Township, Precinct 2 | | | | | | |
| Election Day | 386 | 313 | 7 | 3 | 5 | 0 |
| AVCB | 198 | 203 | 4 | 0 | 0 | 0 |
| Total | 584 | 516 | 11 | 3 | 5 | 0 |
| Empire Township, Precinct 1 | | | | | | |
| Election Day | 326 | 510 | 9 | 3 | 4 | 2 |
| Total | 326 | 510 | 9 | 3 | 4 | 2 |
| Glen Arbor Township, Precinct 1 | | | | | | |
| Election Day | 295 | 366 | 3 | 1 | 1 | 0 |
| Total | 295 | 366 | 3 | 1 | 1 | 0 |
| Kasson Township, Precinct 1 | | | | | | |
| Election Day | 456 | 434 | 17 | 6 | 7 | 0 |
| Total | 456 | 434 | 17 | 6 | 7 | 0 |
| Leelanau Township, Precinct 1 | | | | | | |
| Election Day | 341 | 482 | 17 | 5 | 8 | 0 |
| AVCB | 268 | 385 | 4 | 2 | 0 | 0 |
| Total | 609 | 867 | 21 | 7 | 8 | 0 |
| Leland Township, Precinct 1 | | | | | | |
| Election Day | 361 | 368 | 13 | 0 | 3 | 0 |
| AVCB | 291 | 325 | 5 | 1 | 2 | 1 |
| Total | 652 | 693 | 18 | 1 | 5 | 1 |
| Solon Township, Precinct 1 | | | | | | |
| Election Day | 483 | 396 | 9 | 3 | 6 | 0 |
| Total | 483 | 396 | 9 | 3 | 6 | 0 |
| Suttons Bay Township, Precinct 1 | | | | | | |
| Election Day | 470 | 594 | 13 | 5 | 13 | 3 |
| AVCB | 254 | 314 | 3 | 0 | 1 | 1 |
| Total | 724 | 908 | 16 | 5 | 14 | 4 |
| GRAND TRAVERSE City of Traverse City, P4 | | | | | | |
| Election Day | 96 | 104 | 4 | 0 | 2 | 0 |
| Total | 96 | 104 | 4 | 0 | 2 | 0 |
| Leelanau County Michigan - Total | 6,630 | 7,264 | 165 | 45 | 79 | 19 |

**Secretary of State (Vote for 1)**

| Precinct | Mary Treder Lang (REP) | Jocelyn Benson (DEM) | Gregory Scott Stempfle (LIB) | Robert Gale (UST) |
|---|---|---|---|---|
| Bingham Township, Precinct 1 | | | | |
| Election Day | 567 | 451 | 21 | 8 |
| AVCB | 297 | 264 | 5 | 6 |
| Total | 864 | 715 | 26 | 14 |
| Centerville Township, Precinct 1 | | | | |
| Election Day | 358 | 336 | 19 | 0 |
| Total | 358 | 336 | 19 | 0 |
| Cleveland Township, Precinct 1 | | | | |
| Election Day | 327 | 368 | 12 | 4 |
| Total | 327 | 368 | 12 | 4 |
| Elmwood Township, Precinct 1 | | | | |
| Election Day | 544 | 572 | 33 | 10 |
| AVCB | 350 | 341 | 8 | 5 |
| Total | 894 | 913 | 41 | 15 |
| Elmwood Township, Precinct 2 | | | | |
| Election Day | 391 | 289 | 19 | 3 |
| AVCB | 198 | 195 | 8 | 0 |
| Total | 589 | 484 | 27 | 3 |
| Empire Township, Precinct 1 | | | | |
| Election Day | 349 | 475 | 8 | 3 |
| Total | 349 | 475 | 8 | 3 |
| Glen Arbor Township, Precinct 1 | | | | |
| Election Day | 319 | 336 | 6 | 2 |
| Total | 319 | 336 | 6 | 2 |
| Kasson Township, Precinct 1 | | | | |
| Election Day | 452 | 419 | 24 | 10 |
| Total | 452 | 419 | 24 | 10 |
| Leelanau Township, Precinct 1 | | | | |
| Election Day | 338 | 486 | 13 | 12 |
| AVCB | 271 | 372 | 6 | 3 |
| Total | 609 | 858 | 19 | 15 |
| Leland Township, Precinct 1 | | | | |
| Election Day | 381 | 345 | 9 | 2 |
| AVCB | 323 | 283 | 7 | 3 |
| Total | 704 | 628 | 16 | 5 |
| Solon Township, Precinct 1 | | | | |
| Election Day | 493 | 366 | 12 | 11 |
| Total | 493 | 366 | 12 | 11 |
| Suttons Bay Township, Precinct 1 | | | | |
| Election Day | 485 | 572 | 20 | 7 |
| AVCB | 262 | 297 | 2 | 3 |
| Total | 747 | 869 | 22 | 10 |
| GRAND TRAVERSE City of Traverse City, P4 | | | | |
| Election Day | 100 | 97 | 7 | 1 |
| Total | 100 | 97 | 7 | 1 |
| Leelanau County Michigan - Total | 6,805 | 6,864 | 239 | 93 |

**Attorney General (Vote for 1)**

| Precinct | Tom Leonard (REP) | Dana Nessel (DEM) | Lisa Lane Gioia (LIB) | Gerald T. Van Sickle (UST) | Chris Graveline |
|---|---|---|---|---|---|
| Bingham Township, Precinct 1 | | | | | |
| Election Day | 583 | 430 | 19 | 2 | 8 |
| AVCB | 294 | 253 | 6 | 7 | 8 |
| Total | 877 | 683 | 25 | 9 | 16 |
| Centerville Township, Precinct 1 | | | | | |
| Election Day | 369 | 315 | 10 | 1 | 13 |
| Total | 369 | 315 | 10 | 1 | 13 |
| Cleveland Township, Precinct 1 | | | | | |
| Election Day | 342 | 342 | 12 | 0 | 11 |
| Total | 342 | 342 | 12 | 0 | 11 |
| Elmwood Township, Precinct 1 | | | | | |
| Election Day | 549 | 557 | 22 | 7 | 19 |
| AVCB | 349 | 318 | 9 | 5 | 10 |
| Total | 898 | 875 | 31 | 12 | 29 |
| Elmwood Township, Precinct 2 | | | | | |
| Election Day | 392 | 274 | 20 | 3 | 6 |
| AVCB | 207 | 189 | 3 | 0 | 1 |
| Total | 599 | 463 | 23 | 3 | 7 |
| Empire Township, Precinct 1 | | | | | |
| Election Day | 347 | 454 | 16 | 4 | 8 |
| Total | 347 | 454 | 16 | 4 | 8 |
| Glen Arbor Township, Precinct 1 | | | | | |
| Election Day | 323 | 327 | 4 | 2 | 5 |
| Total | 323 | 327 | 4 | 2 | 5 |
| Kasson Township, Precinct 1 | | | | | |
| Election Day | 460 | 397 | 17 | 7 | 15 |
| Total | 460 | 397 | 17 | 7 | 15 |
| Leelanau Township, Precinct 1 | | | | | |
| Election Day | 353 | 453 | 24 | 4 | 10 |
| AVCB | 270 | 364 | 5 | 2 | 4 |
| Total | 623 | 817 | 29 | 6 | 14 |
| Leland Township, Precinct 1 | | | | | |
| Election Day | 379 | 328 | 15 | 3 | 7 |
| AVCB | 327 | 268 | 7 | 1 | 6 |
| Total | 706 | 596 | 22 | 4 | 13 |
| Solon Township, Precinct 1 | | | | | |
| Election Day | 502 | 337 | 17 | 4 | 18 |
| Total | 502 | 337 | 17 | 4 | 18 |
| Suttons Bay Township, Precinct 1 | | | | | |
| Election Day | 498 | 545 | 17 | 4 | 15 |
| AVCB | 264 | 286 | 4 | 1 | 6 |
| Total | 762 | 831 | 21 | 5 | 21 |
| GRAND TRAVERSE City of Traverse City, P4 | | | | | |
| Election Day | 101 | 93 | 8 | 0 | 1 |
| Total | 101 | 93 | 8 | 0 | 1 |
| Leelanau County Michigan - Total | 6,909 | 6,530 | 235 | 57 | 171 |

**US Senator (Vote for 1)**

| Precinct | John James (REP) | Debbie Stabenow (DEM) | George E. Huffman III (UST) | Marcia Squier (GRN) | John Howard Wilhelm (NLP) |
|---|---|---|---|---|---|
| Bingham Township, Precinct 1 | | | | | |
| Election Day | 576 | 474 | 3 | 4 | 2 |
| AVCB | 269 | 305 | 2 | 2 | 0 |
| Total | 845 | 779 | 5 | 6 | 2 |
| Centerville Township, Precinct 1 | | | | | |
| Election Day | 362 | 343 | 8 | 9 | 1 |
| Total | 362 | 343 | 8 | 9 | 1 |
| Cleveland Township, Precinct 1 | | | | | |
| Election Day | 328 | 380 | 3 | 6 | 0 |
| Total | 328 | 380 | 3 | 6 | 0 |
| Elmwood Township, Precinct 1 | | | | | |
| Election Day | 580 | 582 | 6 | 17 | 2 |
| AVCB | 323 | 383 | 1 | 4 | 2 |
| Total | 903 | 965 | 7 | 21 | 4 |
| Elmwood Township, Precinct 2 | | | | | |
| Election Day | 410 | 296 | 0 | 5 | 1 |
| AVCB | 191 | 212 | 0 | 1 | 0 |
| Total | 601 | 508 | 0 | 6 | 1 |
| Empire Township, Precinct 1 | | | | | |
| Election Day | 347 | 500 | 1 | 11 | 0 |
| Total | 347 | 500 | 1 | 11 | 0 |
| Glen Arbor Township, Precinct 1 | | | | | |
| Election Day | 301 | 361 | 0 | 4 | 0 |
| Total | 301 | 361 | 0 | 4 | 0 |
| Kasson Township, Precinct 1 | | | | | |
| Election Day | 454 | 440 | 2 | 13 | 4 |
| Total | 454 | 440 | 2 | 13 | 4 |
| Leelanau Township, Precinct 1 | | | | | |
| Election Day | 356 | 478 | 4 | 12 | 2 |
| AVCB | 247 | 406 | 5 | 2 | 0 |
| Total | 603 | 884 | 9 | 14 | 2 |
| Leland Township, Precinct 1 | | | | | |
| Election Day | 385 | 350 | 1 | 4 | 3 |
| AVCB | 287 | 333 | 5 | 4 | 1 |
| Total | 672 | 683 | 6 | 8 | 4 |
| Solon Township, Precinct 1 | | | | | |
| Election Day | 500 | 381 | 4 | 12 | 2 |
| Total | 500 | 381 | 4 | 12 | 2 |
| Suttons Bay Township, Precinct 1 | | | | | |
| Election Day | 507 | 570 | 4 | 14 | 3 |
| AVCB | 253 | 318 | 1 | 0 | 1 |
| Total | 760 | 888 | 5 | 14 | 4 |
| GRAND TRAVERSE City of Traverse City, P4 | | | | | |
| Election Day | 99 | 104 | 0 | 3 | 0 |
| Total | 99 | 104 | 0 | 3 | 0 |
| Leelanau County Michigan - Total | 6,775 | 7,216 | 50 | 127 | 24 |

**Rep in Congress 1 (Vote for 1)**

| Precinct | Jack Bergman (REP) | | Matthew W. Morgan (DEM) | |
|---|---|---|---|---|
| Bingham Township, Precinct 1 | | | | |
| Election Day | 576 | | 485 | |
| AVCB | 293 | | 284 | |
| Total | 869 | | 769 | |
| Centerville Township, Precinct 1 | | | | |
| Election Day | 366 | | 347 | |
| Total | 366 | | 347 | |
| Cleveland Township, Precinct 1 | | | | |
| Election Day | 330 | | 383 | |
| Total | 330 | | 383 | |
| Elmwood Township, Precinct 1 | | | | |
| Election Day | 554 | | 627 | |
| AVCB | 337 | | 374 | |
| Total | 891 | | 1,001 | |
| Elmwood Township, Precinct 2 | | | | |
| Election Day | 393 | | 313 | |
| AVCB | 202 | | 200 | |
| Total | 595 | | 513 | |
| Empire Township, Precinct 1 | | | | |
| Election Day | 338 | | 518 | |
| Total | 338 | | 518 | |
| Glen Arbor Township, Precinct 1 | | | | |
| Election Day | 300 | | 365 | |
| Total | 300 | | 365 | |
| Kasson Township, Precinct 1 | | | | |
| Election Day | 460 | | 449 | |
| Total | 460 | | 449 | |
| Leelanau Township, Precinct 1 | | | | |
| Election Day | 354 | | 485 | |
| AVCB | 273 | | 382 | |
| Total | 627 | | 867 | |
| Leland Township, Precinct 1 | | | | |
| Election Day | 382 | | 359 | |
| AVCB | 298 | | 320 | |
| Total | 680 | | 679 | |
| Solon Township, Precinct 1 | | | | |
| Election Day | 502 | | 391 | |
| Total | 502 | | 391 | |
| Suttons Bay Township, Precinct 1 | | | | |
| Election Day | 502 | | 593 | |
| AVCB | 257 | | 313 | |
| Total | 759 | | 906 | |
| GRAND TRAVERSE City of Traverse City, P4 | | | | |
| Election Day | 99 | | 107 | |
| Total | 99 | | 107 | |
| Leelanau County Michigan - Total | 6,816 | | 7,295 | |

**St Senator 35 (Vote for 1)**

| Precinct | Curt VanderWall (REP) | Mike Taillard (DEM) | Timothy Coon (LIB) |
|---|---|---|---|
| Bingham Township, Precinct 1 | | | |
| Election Day | 604 | 419 | 21 |
| AVCB | 318 | 242 | 8 |
| Total | 922 | 661 | 29 |
| Centerville Township, Precinct 1 | | | |
| Election Day | 387 | 305 | 15 |
| Total | 387 | 305 | 15 |
| Cleveland Township, Precinct 1 | | | |
| Election Day | 357 | 340 | 15 |
| Total | 357 | 340 | 15 |
| Elmwood Township, Precinct 1 | | | |
| Election Day | 581 | 542 | 27 |
| AVCB | 369 | 326 | 7 |
| Total | 950 | 868 | 34 |
| Elmwood Township, Precinct 2 | | | |
| Election Day | 399 | 276 | 18 |
| AVCB | 221 | 175 | 4 |
| Total | 620 | 451 | 22 |
| Empire Township, Precinct 1 | | | |
| Election Day | 373 | 448 | 11 |
| Total | 373 | 448 | 11 |
| Glen Arbor Township, Precinct 1 | | | |
| Election Day | 335 | 315 | 9 |
| Total | 335 | 315 | 9 |
| Kasson Township, Precinct 1 | | | |
| Election Day | 498 | 384 | 23 |
| Total | 498 | 384 | 23 |
| Leelanau Township, Precinct 1 | | | |
| Election Day | 392 | 418 | 20 |
| AVCB | 289 | 347 | 8 |
| Total | 681 | 765 | 28 |
| Leland Township, Precinct 1 | | | |
| Election Day | 401 | 321 | 12 |
| AVCB | 326 | 269 | 14 |
| Total | 727 | 590 | 26 |
| Solon Township, Precinct 1 | | | |
| Election Day | 514 | 347 | 21 |
| Total | 514 | 347 | 21 |
| Suttons Bay Township, Precinct 1 | | | |
| Election Day | 524 | 535 | 18 |
| AVCB | 274 | 278 | 4 |
| Total | 798 | 813 | 22 |
| GRAND TRAVERSE City of Traverse City, P4 | | | |
| Election Day | 104 | 93 | 6 |
| Total | 104 | 93 | 6 |
| Leelanau County Michigan - Total | 7,266 | 6,380 | 261 |

**Representative 101 (Vote for 1)**

| Precinct | Jack O'Malley (REP) | Kathy Wiejaczka (DEM) |
|---|---|---|
| Bingham Township, Precinct 1 | | |
| Election Day | 608 | 444 |
| AVCB | 327 | 250 |
| Total | 935 | 694 |
| Centerville Township, Precinct 1 | | |
| Election Day | 379 | 329 |
| Total | 379 | 329 |
| Cleveland Township, Precinct 1 | | |
| Election Day | 344 | 367 |
| Total | 344 | 367 |
| Elmwood Township, Precinct 1 | | |
| Election Day | 613 | 560 |
| AVCB | 377 | 329 |
| Total | 990 | 889 |
| Elmwood Township, Precinct 2 | | |
| Election Day | 408 | 301 |
| AVCB | 218 | 181 |
| Total | 626 | 482 |
| Empire Township, Precinct 1 | | |
| Election Day | 348 | 503 |
| Total | 348 | 503 |
| Glen Arbor Township, Precinct 1 | | |
| Election Day | 318 | 341 |
| Total | 318 | 341 |
| Kasson Township, Precinct 1 | | |
| Election Day | 495 | 417 |
| Total | 495 | 417 |
| Leelanau Township, Precinct 1 | | |
| Election Day | 373 | 473 |
| AVCB | 292 | 355 |
| Total | 665 | 828 |
| Leland Township, Precinct 1 | | |
| Election Day | 387 | 346 |
| AVCB | 328 | 288 |
| Total | 715 | 634 |
| Solon Township, Precinct 1 | | |
| Election Day | 527 | 367 |
| Total | 527 | 367 |
| Suttons Bay Township, Precinct 1 | | |
| Election Day | 526 | 565 |
| AVCB | 284 | 285 |
| Total | 810 | 850 |
| GRAND TRAVERSE City of Traverse City, P4 | | |
| Election Day | 105 | 100 |
| Total | 105 | 100 |
| Leelanau County Michigan - Total | 7,257 | 6,801 |

## State Brd of Ed (Vote for 2)

| Precinct | Tami Carlone (REP) | Richard Zeile (REP) | Judith P. Pritchett (DEM) | Tiffany Tilley (DEM) | Scotty Boman (LIB) | John J. Tatar (LIB) | Karen Adams (UST) | Douglas Levesque (UST) | Sherry A. Wells (GRN) | Mary Anne Hering (WCP) | Logan R. Smith (WCP) |
|---|---|---|---|---|---|---|---|---|---|---|---|
| Bingham Township, Precinct 1 | | | | | | | | | | | |
| Election Day | 492 | 447 | 374 | 369 | 26 | 22 | 6 | 3 | 19 | 24 | 15 |
| AVCB | 275 | 261 | 244 | 223 | 9 | 8 | 8 | 3 | 6 | 11 | 4 |
| Total | 767 | 708 | 618 | 592 | 35 | 30 | 14 | 6 | 25 | 35 | 19 |
| Centerville Township, Precinct 1 | | | | | | | | | | | |
| Election Day | 313 | 288 | 287 | 267 | 21 | 12 | 7 | 3 | 17 | 17 | 13 |
| Total | 313 | 288 | 287 | 267 | 21 | 12 | 7 | 3 | 17 | 17 | 13 |
| Cleveland Township, Precinct 1 | | | | | | | | | | | |
| Election Day | 278 | 261 | 328 | 288 | 25 | 15 | 12 | 1 | 13 | 15 | 9 |
| Total | 278 | 261 | 328 | 288 | 25 | 15 | 12 | 1 | 13 | 15 | 9 |
| Elmwood Township, Precinct 1 | | | | | | | | | | | |
| Election Day | 484 | 462 | 474 | 439 | 29 | 29 | 16 | 8 | 25 | 21 | 16 |
| AVCB | 308 | 290 | 303 | 293 | 19 | 10 | 5 | 2 | 8 | 18 | 15 |
| Total | 792 | 752 | 777 | 732 | 48 | 39 | 21 | 10 | 33 | 39 | 31 |
| Elmwood Township, Precinct 2 | | | | | | | | | | | |
| Election Day | 317 | 299 | 244 | 225 | 30 | 25 | 8 | 7 | 9 | 14 | 14 |
| AVCB | 174 | 160 | 179 | 161 | 9 | 8 | 5 | 2 | 6 | 5 | 3 |
| Total | 491 | 459 | 423 | 386 | 39 | 33 | 13 | 9 | 15 | 19 | 17 |
| Empire Township, Precinct 1 | | | | | | | | | | | |
| Election Day | 305 | 279 | 424 | 395 | 11 | 11 | 8 | 5 | 17 | 22 | 14 |
| Total | 305 | 279 | 424 | 395 | 11 | 11 | 8 | 5 | 17 | 22 | 14 |

| | | | | | | | | | | | |
|---|---|---|---|---|---|---|---|---|---|---|---|
| Glen Arbor Township, Precinct 1 | | | | | | | | | | | |
| Election Day | 292 | 281 | 324 | 287 | 9 | 7 | 3 | 1 | 13 | 8 | 7 |
| Total | 292 | 281 | 324 | 287 | 9 | 7 | 3 | 1 | 13 | 8 | 7 |
| Kasson Township, Precinct 1 | | | | | | | | | | | |
| Election Day | 386 | 359 | 367 | 350 | 22 | 17 | 11 | 4 | 24 | 26 | 15 |
| Total | 386 | 359 | 367 | 350 | 22 | 17 | 11 | 4 | 24 | 26 | 15 |
| Leelanau Township, Precinct 1 | | | | | | | | | | | |
| Election Day | 295 | 264 | 401 | 386 | 31 | 18 | 17 | 4 | 21 | 30 | 16 |
| AVCB | 238 | 236 | 346 | 330 | 15 | 9 | 3 | 3 | 5 | 3 | 2 |
| Total | 533 | 500 | 747 | 716 | 46 | 27 | 20 | 7 | 26 | 33 | 18 |
| Leland Township, Precinct 1 | | | | | | | | | | | |
| Election Day | 339 | 302 | 298 | 278 | 18 | 11 | 5 | 5 | 19 | 16 | 8 |
| AVCB | 289 | 277 | 265 | 246 | 10 | 8 | 4 | 2 | 11 | 10 | 6 |
| Total | 628 | 579 | 563 | 524 | 28 | 19 | 9 | 7 | 30 | 26 | 14 |
| Solon Township, Precinct 1 | | | | | | | | | | | |
| Election Day | 439 | 411 | 314 | 296 | 30 | 19 | 11 | 7 | 17 | 21 | 22 |
| Total | 439 | 411 | 314 | 296 | 30 | 19 | 11 | 7 | 17 | 21 | 22 |
| Suttons Bay Township, Precinct 1 | | | | | | | | | | | |
| Election Day | 423 | 391 | 482 | 433 | 36 | 20 | 11 | 2 | 21 | 28 | 24 |
| AVCB | 237 | 226 | 271 | 238 | 10 | 5 | 4 | 3 | 3 | 9 | 6 |
| Total | 660 | 617 | 753 | 671 | 46 | 25 | 15 | 5 | 24 | 37 | 30 |
| GRAND TRAVERSE City of Traverse City, P4 | | | | | | | | | | | |
| Election Day | 90 | 75 | 83 | 79 | 7 | 5 | 5 | 0 | 5 | 2 | 4 |
| Total | 90 | 75 | 83 | 79 | 7 | 5 | 5 | 0 | 5 | 2 | 4 |
| Leelanau County Michigan - Total | 5,974 | 5,569 | 6,008 | 5,583 | 367 | 259 | 149 | 65 | 259 | 300 | 213 |

## U of M Regent (Vote for 2)

| Precinct | Andrea Fischer Newman (REP) | Andrew Richner (REP) | Jordan Acker (DEM) | Paul Brown (DEM) | James Lewis Hudler (LIB) | John Jascob (LIB) | Joe Sanger (UST) | Crystal Van Sickle (UST) | Kevin A. Graves (GRN) | Marge Katchmark Sallows (NLP) |
|---|---|---|---|---|---|---|---|---|---|---|
| Bingham Township, Precinct 1 | | | | | | | | | | |
| Election Day | 474 | 451 | 353 | 343 | 22 | 22 | 9 | 15 | 21 | 9 |
| AVCB | 274 | 260 | 226 | 230 | 5 | 2 | 8 | 11 | 6 | 3 |
| Total | 748 | 711 | 579 | 573 | 27 | 24 | 17 | 26 | 27 | 12 |
| Centerville Township, Precinct 1 | | | | | | | | | | |
| Election Day | 303 | 284 | 268 | 255 | 10 | 12 | 5 | 13 | 26 | 11 |
| Total | 303 | 284 | 268 | 255 | 10 | 12 | 5 | 13 | 26 | 11 |
| Cleveland Township, Precinct 1 | | | | | | | | | | |
| Election Day | 275 | 244 | 300 | 285 | 18 | 17 | 5 | 12 | 24 | 9 |
| Total | 275 | 244 | 300 | 285 | 18 | 17 | 5 | 12 | 24 | 9 |
| Elmwood Township, Precinct 1 | | | | | | | | | | |
| Election Day | 469 | 448 | 445 | 416 | 21 | 24 | 15 | 19 | 30 | 14 |
| AVCB | 296 | 295 | 279 | 270 | 8 | 11 | 7 | 9 | 12 | 6 |
| Total | 765 | 743 | 724 | 686 | 29 | 35 | 22 | 28 | 42 | 20 |
| Elmwood Township, Precinct 2 | | | | | | | | | | |
| Election Day | 322 | 286 | 216 | 212 | 26 | 27 | 7 | 11 | 15 | 4 |
| AVCB | 166 | 158 | 164 | 161 | 2 | 7 | 6 | 4 | 3 | 3 |
| Total | 488 | 444 | 380 | 373 | 28 | 34 | 13 | 15 | 18 | 7 |

| | | | | | | | | | | |
|---|---|---|---|---|---|---|---|---|---|---|
| Empire Township, Precinct 1 | | | | | | | | | | |
| Election Day | 302 | 276 | 387 | 384 | 14 | 16 | 6 | 13 | 27 | 13 |
| Total | 302 | 276 | 387 | 384 | 14 | 16 | 6 | 13 | 27 | 13 |
| Glen Arbor Township, Precinct 1 | | | | | | | | | | |
| Election Day | 293 | 275 | 292 | 289 | 2 | 11 | 6 | 8 | 12 | 8 |
| Total | 293 | 275 | 292 | 289 | 2 | 11 | 6 | 8 | 12 | 8 |
| Kasson Township, Precinct 1 | | | | | | | | | | |
| Election Day | 396 | 354 | 339 | 319 | 25 | 20 | 12 | 28 | 22 | 10 |
| Total | 396 | 354 | 339 | 319 | 25 | 20 | 12 | 28 | 22 | 10 |
| Leelanau Township, Precinct 1 | | | | | | | | | | |
| Election Day | 302 | 268 | 397 | 373 | 22 | 16 | 12 | 19 | 22 | 12 |
| AVCB | 239 | 223 | 329 | 324 | 8 | 8 | 4 | 9 | 9 | 4 |
| Total | 541 | 491 | 726 | 697 | 30 | 24 | 16 | 28 | 31 | 16 |
| Leland Township, Precinct 1 | | | | | | | | | | |
| Election Day | 320 | 308 | 270 | 272 | 14 | 18 | 7 | 13 | 19 | 6 |
| AVCB | 284 | 263 | 243 | 241 | 13 | 15 | 3 | 8 | 11 | 5 |
| Total | 604 | 571 | 513 | 513 | 27 | 33 | 10 | 21 | 30 | 11 |
| Solon Township, Precinct 1 | | | | | | | | | | |
| Election Day | 431 | 412 | 299 | 296 | 22 | 22 | 9 | 19 | 15 | 9 |
| Total | 431 | 412 | 299 | 296 | 22 | 22 | 9 | 19 | 15 | 9 |
| Suttons Bay Township, Precinct 1 | | | | | | | | | | |
| Election Day | 405 | 394 | 464 | 422 | 23 | 18 | 12 | 20 | 27 | 23 |
| AVCB | 230 | 224 | 243 | 246 | 8 | 7 | 7 | 6 | 7 | 6 |
| Total | 635 | 618 | 707 | 668 | 31 | 25 | 19 | 26 | 34 | 29 |
| GRAND TRAVERSE City of Traverse City, P4 | | | | | | | | | | |
| Election Day | 91 | 78 | 84 | 83 | 3 | 3 | 0 | 4 | 2 | 1 |
| Total | 91 | 78 | 84 | 83 | 3 | 3 | 0 | 4 | 2 | 1 |
| Leelanau County Michigan - Total | 5,872 | 5,501 | 5,598 | 5,421 | 266 | 276 | 140 | 241 | 310 | 156 |

## MSU Trustee (Vote for 2)

| Precinct | Dave Dutch (REP) | Mike Miller (REP) | Brianna T. Scott (DEM) | Kelly Charron Tebay (DEM) | Bruce Campbell (LIB) | Tim Orzechowski (LIB) | Janet M. Sanger (UST) | John Paul Sanger (UST) | Aaron Mariasy (GRN) | Bridgette K. Abraham-Guzman (NLP) |
|---|---|---|---|---|---|---|---|---|---|---|
| Bingham Township, Precinct 1 | | | | | | | | | | |
| Election Day | 465 | 462 | 375 | 323 | 27 | 16 | 10 | 12 | 17 | 7 |
| AVCB | 265 | 262 | 241 | 225 | 5 | 4 | 9 | 6 | 6 | 3 |
| Total | 730 | 724 | 616 | 548 | 32 | 20 | 19 | 18 | 23 | 10 |
| Centerville Township, Precinct 1 | | | | | | | | | | |
| Election Day | 299 | 296 | 278 | 247 | 17 | 11 | 9 | 4 | 23 | 14 |
| Total | 299 | 296 | 278 | 247 | 17 | 11 | 9 | 4 | 23 | 14 |
| Cleveland Township, Precinct 1 | | | | | | | | | | |
| Election Day | 256 | 256 | 306 | 286 | 21 | 13 | 6 | 5 | 13 | 11 |
| Total | 256 | 256 | 306 | 286 | 21 | 13 | 6 | 5 | 13 | 11 |
| Elmwood Township, Precinct 1 | | | | | | | | | | |
| Election Day | 449 | 462 | 454 | 427 | 34 | 24 | 20 | 12 | 26 | 14 |
| AVCB | 287 | 299 | 299 | 282 | 15 | 10 | 5 | 4 | 10 | 5 |
| Total | 736 | 761 | 753 | 709 | 49 | 34 | 25 | 16 | 36 | 19 |
| Elmwood Township, Precinct 2 | | | | | | | | | | |
| Election Day | 294 | 294 | 235 | 221 | 35 | 28 | 8 | 2 | 10 | 6 |
| AVCB | 161 | 165 | 172 | 154 | 9 | 2 | 5 | 3 | 6 | 2 |
| Total | 455 | 459 | 407 | 375 | 44 | 30 | 13 | 5 | 16 | 8 |
| Empire Township, Precinct 1 | | | | | | | | | | |
| Election Day | 277 | 293 | 390 | 384 | 16 | 21 | 7 | 7 | 19 | 7 |
| Total | 277 | 293 | 390 | 384 | 16 | 21 | 7 | 7 | 19 | 7 |

| | | | | | | | | | | |
|---|---|---|---|---|---|---|---|---|---|---|
| Glen Arbor Township, Precinct 1 | | | | | | | | | | |
| Election Day | 272 | 282 | 308 | 299 | 9 | 8 | 6 | 3 | 8 | 5 |
| Total | 272 | 282 | 308 | 299 | 9 | 8 | 6 | 3 | 8 | 5 |
| Kasson Township, Precinct 1 | | | | | | | | | | |
| Election Day | 369 | 365 | 347 | 338 | 19 | 17 | 20 | 8 | 14 | 7 |
| Total | 369 | 365 | 347 | 338 | 19 | 17 | 20 | 8 | 14 | 7 |
| Leelanau Township, Precinct 1 | | | | | | | | | | |
| Election Day | 286 | 278 | 406 | 375 | 29 | 15 | 13 | 8 | 20 | 11 |
| AVCB | 231 | 231 | 345 | 325 | 12 | 10 | 5 | 3 | 3 | 3 |
| Total | 517 | 509 | 751 | 700 | 41 | 25 | 18 | 11 | 23 | 14 |
| Leland Township, Precinct 1 | | | | | | | | | | |
| Election Day | 308 | 310 | 291 | 274 | 18 | 14 | 10 | 4 | 10 | 4 |
| AVCB | 264 | 284 | 258 | 251 | 16 | 7 | 4 | 2 | 10 | 2 |
| Total | 572 | 594 | 549 | 525 | 34 | 21 | 14 | 6 | 20 | 6 |
| Solon Township, Precinct 1 | | | | | | | | | | |
| Election Day | 414 | 410 | 315 | 293 | 23 | 21 | 17 | 8 | 15 | 9 |
| Total | 414 | 410 | 315 | 293 | 23 | 21 | 17 | 8 | 15 | 9 |
| Suttons Bay Township, Precinct 1 | | | | | | | | | | |
| Election Day | 394 | 393 | 480 | 437 | 27 | 17 | 19 | 8 | 27 | 22 |
| AVCB | 213 | 224 | 258 | 249 | 8 | 7 | 8 | 5 | 8 | 4 |
| Total | 607 | 617 | 738 | 686 | 35 | 24 | 27 | 13 | 35 | 26 |
| GRAND TRAVERSE City of Traverse City, P4 | | | | | | | | | | |
| Election Day | 83 | 83 | 89 | 77 | 4 | 3 | 2 | 1 | 2 | 2 |
| Total | 83 | 83 | 89 | 77 | 4 | 3 | 2 | 1 | 2 | 2 |
| Leelanau County Michigan - Total | 5,587 | 5,649 | 5,847 | 5,467 | 344 | 248 | 183 | 105 | 247 | 138 |

## Wayne State Gov (Vote for 2)

| Precinct | Diane Dunaskiss (REP) | David Nicholson (REP) | Bryan C. Barnhill (DEM) | Anil Kumar (DEM) | Jon Elgas (LIB) | John T. Hargenrader (LIB) | Christine C. Schwartz (UST) | Marc Joseph Sosnowski (UST) |
|---|---|---|---|---|---|---|---|---|
| Bingham Township, Precinct 1 | | | | | | | | |
| Election Day | 469 | 435 | 355 | 337 | 20 | 19 | 17 | 5 |
| AVCB | 271 | 259 | 235 | 221 | 8 | 3 | 12 | 8 |
| Total | 740 | 694 | 590 | 558 | 28 | 22 | 29 | 13 |
| Centerville Township, Precinct 1 | | | | | | | | |
| Election Day | 301 | 269 | 272 | 261 | 18 | 15 | 22 | 8 |
| Total | 301 | 269 | 272 | 261 | 18 | 15 | 22 | 8 |
| Cleveland Township, Precinct 1 | | | | | | | | |
| Election Day | 267 | 250 | 295 | 274 | 18 | 16 | 19 | 8 |
| Total | 267 | 250 | 295 | 274 | 18 | 16 | 19 | 8 |
| Elmwood Township, Precinct 1 | | | | | | | | |
| Election Day | 474 | 447 | 424 | 414 | 30 | 27 | 22 | 13 |
| AVCB | 298 | 270 | 266 | 273 | 10 | 13 | 19 | 6 |
| Total | 772 | 717 | 690 | 687 | 40 | 40 | 41 | 19 |
| Elmwood Township, Precinct 2 | | | | | | | | |
| Election Day | 307 | 288 | 221 | 213 | 31 | 25 | 11 | 6 |
| AVCB | 172 | 160 | 159 | 155 | 6 | 3 | 7 | 4 |
| Total | 479 | 448 | 380 | 368 | 37 | 28 | 18 | 10 |

| | | | | | | | | |
|---|---|---|---|---|---|---|---|---|
| Empire Township, Precinct 1 | | | | | | | | |
| Election Day | 301 | 270 | 367 | 373 | 24 | 14 | 21 | 9 |
| Total | 301 | 270 | 367 | 373 | 24 | 14 | 21 | 9 |
| Glen Arbor Township, Precinct 1 | | | | | | | | |
| Election Day | 289 | 271 | 284 | 290 | 13 | 11 | 7 | 4 |
| Total | 289 | 271 | 284 | 290 | 13 | 11 | 7 | 4 |
| Kasson Township, Precinct 1 | | | | | | | | |
| Election Day | 375 | 350 | 333 | 328 | 23 | 14 | 28 | 14 |
| Total | 375 | 350 | 333 | 328 | 23 | 14 | 28 | 14 |
| Leelanau Township, Precinct 1 | | | | | | | | |
| Election Day | 292 | 268 | 373 | 374 | 24 | 19 | 26 | 8 |
| AVCB | 235 | 223 | 325 | 322 | 7 | 11 | 11 | 5 |
| Total | 527 | 491 | 698 | 696 | 31 | 30 | 37 | 13 |
| Leland Township, Precinct 1 | | | | | | | | |
| Election Day | 326 | 281 | 278 | 270 | 15 | 11 | 17 | 5 |
| AVCB | 293 | 268 | 231 | 227 | 13 | 5 | 17 | 9 |
| Total | 619 | 549 | 509 | 497 | 28 | 16 | 34 | 14 |
| Solon Township, Precinct 1 | | | | | | | | |
| Election Day | 422 | 398 | 300 | 291 | 24 | 18 | 16 | 15 |
| Total | 422 | 398 | 300 | 291 | 24 | 18 | 16 | 15 |
| Suttons Bay Township, Precinct 1 | | | | | | | | |
| Election Day | 414 | 378 | 436 | 430 | 22 | 19 | 34 | 10 |
| AVCB | 241 | 208 | 241 | 234 | 10 | 6 | 7 | 5 |
| Total | 655 | 586 | 677 | 664 | 32 | 25 | 41 | 15 |
| GRAND TRAVERSE City of Traverse City, P4 | | | | | | | | |
| Election Day | 92 | 72 | 80 | 78 | 8 | 4 | 6 | 2 |
| Total | 92 | 72 | 80 | 78 | 8 | 4 | 6 | 2 |
| Leelanau County Michigan - Total | 5,839 | 5,365 | 5,475 | 5,365 | 324 | 253 | 319 | 144 |

**Leelanau Co Road Comm 6yr (Vote for 2)**

| Precinct | James Roger Calhoun (REP) | Tom Eckerle (REP) | Garth M. Greenan (DEM) |
|---|---|---|---|
| Bingham Township, Precinct 1 | | | |
| Election Day | 498 | 594 | 396 |
| AVCB | 299 | 342 | 256 |
| Total | 797 | 936 | 652 |
| Centerville Township, Precinct 1 | | | |
| Election Day | 332 | 378 | 319 |
| Total | 332 | 378 | 319 |
| Cleveland Township, Precinct 1 | | | |
| Election Day | 334 | 329 | 345 |
| Total | 334 | 329 | 345 |
| Elmwood Township, Precinct 1 | | | |
| Election Day | 512 | 539 | 535 |
| AVCB | 340 | 372 | 331 |
| Total | 852 | 911 | 866 |
| Elmwood Township, Precinct 2 | | | |
| Election Day | 353 | 346 | 264 |
| AVCB | 195 | 215 | 186 |
| Total | 548 | 561 | 450 |
| Empire Township, Precinct 1 | | | |
| Election Day | 345 | 371 | 473 |
| Total | 345 | 371 | 473 |
| Glen Arbor Township, Precinct 1 | | | |
| Election Day | 324 | 319 | 327 |
| Total | 324 | 319 | 327 |
| Kasson Township, Precinct 1 | | | |
| Election Day | 431 | 432 | 412 |
| Total | 431 | 432 | 412 |
| Leelanau Township, Precinct 1 | | | |
| Election Day | 499 | 339 | 375 |
| AVCB | 409 | 274 | 330 |
| Total | 908 | 613 | 705 |
| Leland Township, Precinct 1 | | | |
| Election Day | 342 | 411 | 308 |
| AVCB | 321 | 366 | 259 |
| Total | 663 | 777 | 567 |
| Solon Township, Precinct 1 | | | |
| Election Day | 469 | 458 | 364 |
| Total | 469 | 458 | 364 |
| Suttons Bay Township, Precinct 1 | | | |
| Election Day | 462 | 573 | 513 |
| AVCB | 288 | 313 | 275 |
| Total | 750 | 886 | 788 |
| GRAND TRAVERSE City of Traverse City, P4 | | | |
| Election Day | 99 | 85 | 97 |
| Total | 99 | 85 | 97 |
| Leelanau County Michigan - Total | 6,852 | 7,056 | 6,365 |

**Leelanau Co Road Comm 4yr (Vote for 1)**

| Precinct | Greg Mikowski (REP) | |
|---|---|---|
| Bingham Township, Precinct 1 | | |
| Election Day | 820 | |
| AVCB | 413 | |
| Total | 1,233 | |
| Centerville Township, Precinct 1 | | |
| Election Day | 505 | |
| Total | 505 | |
| Cleveland Township, Precinct 1 | | |
| Election Day | 493 | |
| Total | 493 | |
| Elmwood Township, Precinct 1 | | |
| Election Day | 749 | |
| AVCB | 452 | |
| Total | 1,201 | |
| Elmwood Township, Precinct 2 | | |
| Election Day | 501 | |
| AVCB | 264 | |
| Total | 765 | |
| Empire Township, Precinct 1 | | |
| Election Day | 507 | |
| Total | 507 | |
| Glen Arbor Township, Precinct 1 | | |
| Election Day | 440 | |
| Total | 440 | |
| Kasson Township, Precinct 1 | | |
| Election Day | 629 | |
| Total | 629 | |
| Leelanau Township, Precinct 1 | | |
| Election Day | 581 | |
| AVCB | 413 | |
| Total | 994 | |
| Leland Township, Precinct 1 | | |
| Election Day | 546 | |
| AVCB | 448 | |
| Total | 994 | |
| Solon Township, Precinct 1 | | |
| Election Day | 649 | |
| Total | 649 | |
| Suttons Bay Township, Precinct 1 | | |
| Election Day | 751 | |
| AVCB | 405 | |
| Total | 1,156 | |
| GRAND TRAVERSE City of Traverse City, P4 | | |
| Election Day | 131 | |
| Total | 131 | |
| Leelanau County Michigan - Total | 9,697 | |

**County Comm 1 (Vote for 1)**

| Precinct | Anthony Ansorge (REP) | |
|---|---|---|
| Elmwood Township, Precinct 1 | | |
| Election Day | 738 | |
| AVCB | 447 | |
| Total | 1,185 | |
| GRAND TRAVERSE City of Traverse | | |
| Election Day | 125 | |
| AVCB | 0 | |
| Total | 125 | |
| Leelanau County Michigan - Total | 1,310 | |

## County Comm 2 (Vote for 1)

| Precinct | Debra L. Rushton (REP) | |
|---|---|---|
| Bingham Township, Precinct 1 | | |
| Election Day | 422 | |
| AVCB | 229 | |
| Total | 651 | |
| Elmwood Township, Precinct 2 | | |
| Election Day | 477 | |
| AVCB | 254 | |
| Total | 731 | |
| Leelanau County Michigan - Total | 1,382 | |

**County Comm 3 (Vote for 1)**

| Precinct | William J. Bunek (REP) | | Lois Bahle (DEM) | |
|---|---|---|---|---|
| Bingham Township, Precinct 1 | | | | |
| Election Day | 263 | | 198 | |
| AVCB | 123 | | 114 | |
| Total | 386 | | 312 | |
| Suttons Bay Township, Precinct 1 | | | | |
| Election Day | 433 | | 371 | |
| AVCB | 242 | | 259 | |
| Total | 675 | | 630 | |
| Leelanau County Michigan - Total | 1,061 | | 942 | |

**County Comm 4 (Vote for 1)**

| Precinct | Ty Wessell (DEM) | |
|---|---|---|
| Leelanau Township, Precinct 1 | | |
| Election Day | 653 | |
| AVCB | 485 | |
| Total | 1,138 | |
| Suttons Bay Township, Precinct 1 | | |
| Election Day | 209 | |
| AVCB | 46 | |
| Total | 255 | |
| Leelanau County Michigan - Total | 1,393 | |

## County Comm 5 (Vote for 1)

| Precinct | Dale T. Schaub (REP) | Patricia Soutas-Little (DEM) |
|---|---|---|
| Centerville Township, Precinct 1 | | |
| Election Day | 318 | 379 |
| AVCB | 0 | 0 |
| Total | 318 | 379 |
| Leland Township, Precinct 1 | | |
| Election Day | 326 | 403 |
| AVCB | 248 | 369 |
| Total | 574 | 772 |
| Leelanau County Michigan - Total | 892 | 1,151 |

## County Comm 6 (Vote for 1)

| Precinct | Casey Noonan (REP) | Carolyn Rentenbach (DEM) |
|---|---|---|
| Cleveland Township, Precinct 1 | | |
| Election Day | 346 | 354 |
| AVCB | 0 | 0 |
| Total | 346 | 354 |
| Empire Township, Precinct 1 | | |
| Election Day | 408 | 430 |
| AVCB | 0 | 0 |
| Total | 408 | 430 |
| Glen Arbor Township, Precinct 1 | | |
| Election Day | 305 | 346 |
| AVCB | 0 | 0 |
| Total | 305 | 346 |
| Leelanau County Michigan - Total | 1,059 | 1,130 |

## County Comm 7 (Vote for 1)

| Precinct | Melinda C. Lautner (REP) | Julie Morris (DEM) |
|---|---|---|
| Kasson Township, Precinct 1 | | |
| Election Day | 448 | 428 |
| AVCB | 0 | 0 |
| Total | 448 | 428 |
| Solon Township, Precinct 1 | | |
| Election Day | 511 | 364 |
| AVCB | 0 | 0 |
| Total | 511 | 364 |
| Leelanau County Michigan - Total | 959 | 792 |

**Cleveland Twp Treasurer (Vote for 1)**

| Precinct | Angie Diotte (REP) | |
|---|---|---|
| Cleveland Township, Precinct 1 | | |
| Election Day | 524 | |
| Total | 524 | |
| Leelanau County Michigan - Total | 524 | |

## Glen Arbor Twp Park Comm (Vote for 1)

| Precinct | Kelly Ciolek (DEM) | |
|---|---|---|
| Glen Arbor Township, Precinct 1 | | |
| Election Day | 464 | |
| AVCB | 0 | |
| Total | 464 | |
| Leelanau County Michigan - Total | 464 | |

## Justice Supreme Court (Vote for 2)

| Precinct | Samuel Bagenstos | Megan Kathleen Cavanagh | Elizabeth T. Clement | Doug Dern | Kerry Lee Morgan | Kurtis T. Wilder |
|---|---|---|---|---|---|---|
| Bingham Township, | | | | | | |
| Election Day | 198 | 411 | 470 | 36 | 68 | 339 |
| AVCB | 150 | 241 | 297 | 11 | 32 | 216 |
| Total | 348 | 652 | 767 | 47 | 100 | 555 |
| Centerville | | | | | | |
| Election Day | 143 | 316 | 353 | 29 | 53 | 228 |
| Total | 143 | 316 | 353 | 29 | 53 | 228 |
| Cleveland Township, | | | | | | |
| Election Day | 138 | 250 | 384 | 44 | 57 | 241 |
| Total | 138 | 250 | 384 | 44 | 57 | 241 |
| Elmwood Township, | | | | | | |
| Election Day | 210 | 431 | 473 | 91 | 117 | 396 |
| AVCB | 162 | 269 | 329 | 33 | 60 | 287 |
| Total | 372 | 700 | 802 | 124 | 177 | 683 |
| Elmwood Township, | | | | | | |
| Election Day | 125 | 237 | 300 | 16 | 77 | 296 |
| AVCB | 92 | 141 | 191 | 5 | 51 | 177 |
| Total | 217 | 378 | 491 | 21 | 128 | 473 |
| Empire Township, | | | | | | |
| Election Day | 258 | 414 | 335 | 24 | 39 | 290 |
| Total | 258 | 414 | 335 | 24 | 39 | 290 |
| Glen Arbor | | | | | | |
| Election Day | 205 | 297 | 312 | 11 | 36 | 206 |
| Total | 205 | 297 | 312 | 11 | 36 | 206 |
| Kasson Township, | | | | | | |
| Election Day | 175 | 392 | 445 | 28 | 58 | 288 |
| Total | 175 | 392 | 445 | 28 | 58 | 288 |
| Leelanau Township, | | | | | | |
| Election Day | 189 | 325 | 391 | 38 | 95 | 246 |
| AVCB | 196 | 280 | 320 | 35 | 43 | 222 |
| Total | 385 | 605 | 711 | 73 | 138 | 468 |
| Leland Township, | | | | | | |
| Election Day | 127 | 255 | 323 | 50 | 82 | 260 |
| AVCB | 144 | 211 | 330 | 26 | 56 | 283 |
| Total | 271 | 466 | 653 | 76 | 138 | 543 |
| Solon Township, | | | | | | |
| Election Day | 184 | 309 | 381 | 17 | 100 | 376 |
| Total | 184 | 309 | 381 | 17 | 100 | 376 |
| Suttons Bay | | | | | | |
| Election Day | 217 | 437 | 465 | 27 | 72 | 427 |
| AVCB | 140 | 245 | 262 | 6 | 26 | 232 |
| Total | 357 | 682 | 727 | 33 | 98 | 659 |
| GRAND TRAVERSE | | | | | | |
| Election Day | 55 | 80 | 98 | 4 | 9 | 67 |
| Total | 55 | 80 | 98 | 4 | 9 | 67 |
| Leelanau County | 3,108 | 5,541 | 6,459 | 531 | 1,131 | 5,077 |

**Judge Appeals 4 (Vote for 1)**

| Precinct | Stephen L. Borrello |
|---|---|
| Bingham Township, Precinct 1 | |
| Election Day | 681 |
| AVCB | 361 |
| Total | 1,042 |
| Centerville Township, Precinct 1 | |
| Election Day | 448 |
| Total | 448 |
| Cleveland Township, Precinct 1 | |
| Election Day | 449 |
| Total | 449 |
| Elmwood Township, Precinct 1 | |
| Election Day | 708 |
| AVCB | 404 |
| Total | 1,112 |
| Elmwood Township, Precinct 2 | |
| Election Day | 436 |
| AVCB | 259 |
| Total | 695 |
| Empire Township, Precinct 1 | |
| Election Day | 501 |
| Total | 501 |
| Glen Arbor Township, Precinct 1 | |
| Election Day | 417 |
| Total | 417 |
| Kasson Township, Precinct 1 | |
| Election Day | 578 |
| Total | 578 |
| Leelanau Township, Precinct 1 | |
| Election Day | 531 |
| AVCB | 387 |
| Total | 918 |
| Leland Township, Precinct 1 | |
| Election Day | 476 |
| AVCB | 391 |
| Total | 867 |
| Solon Township, Precinct 1 | |
| Election Day | 565 |
| Total | 565 |
| Suttons Bay Township, Precinct 1 | |
| Election Day | 711 |
| AVCB | 352 |
| Total | 1,063 |
| GRAND TRAVERSE City of Traverse City, P4 | |
| Election Day | 121 |
| Total | 121 |
| Leelanau County Michigan - Total | 8,776 |

**Judge Appeals 4 Partial (Vote for 1)**

| Precinct | Brock A. Swartzle |
|---|---|
| Bingham Township, Precinct 1 | |
| Election Day | 680 |
| AVCB | 361 |
| Total | 1,041 |
| Centerville Township, Precinct 1 | |
| Election Day | 442 |
| Total | 442 |
| Cleveland Township, Precinct 1 | |
| Election Day | 432 |
| Total | 432 |
| Elmwood Township, Precinct 1 | |
| Election Day | 690 |
| AVCB | 405 |
| Total | 1,095 |
| Elmwood Township, Precinct 2 | |
| Election Day | 429 |
| AVCB | 254 |
| Total | 683 |
| Empire Township, Precinct 1 | |
| Election Day | 488 |
| Total | 488 |
| Glen Arbor Township, Precinct 1 | |
| Election Day | 393 |
| Total | 393 |
| Kasson Township, Precinct 1 | |
| Election Day | 569 |
| Total | 569 |
| Leelanau Township, Precinct 1 | |
| Election Day | 520 |
| AVCB | 378 |
| Total | 898 |
| Leland Township, Precinct 1 | |
| Election Day | 469 |
| AVCB | 384 |
| Total | 853 |
| Solon Township, Precinct 1 | |
| Election Day | 563 |
| Total | 563 |
| Suttons Bay Township, Precinct 1 | |
| Election Day | 707 |
| AVCB | 338 |
| Total | 1,045 |
| GRAND TRAVERSE City of Traverse City, P4 | |
| Election Day | 116 |
| Total | 116 |
| Leelanau County Michigan - Total | 8,618 |

**Judge Circuit Crt (Vote for 1)**

| Precinct | Kevin A. Elsenheimer |
|---|---|
| Bingham Township, Precinct 1 | |
| Election Day | 703 |
| AVCB | 387 |
| Total | 1,090 |
| Centerville Township, Precinct 1 | |
| Election Day | 455 |
| Total | 455 |
| Cleveland Township, Precinct 1 | |
| Election Day | 451 |
| Total | 451 |
| Elmwood Township, Precinct 1 | |
| Election Day | 724 |
| AVCB | 463 |
| Total | 1,187 |
| Elmwood Township, Precinct 2 | |
| Election Day | 446 |
| AVCB | 275 |
| Total | 721 |
| Empire Township, Precinct 1 | |
| Election Day | 499 |
| Total | 499 |
| Glen Arbor Township, Precinct 1 | |
| Election Day | 407 |
| Total | 407 |
| Kasson Township, Precinct 1 | |
| Election Day | 588 |
| Total | 588 |
| Leelanau Township, Precinct 1 | |
| Election Day | 512 |
| AVCB | 397 |
| Total | 909 |
| Leland Township, Precinct 1 | |
| Election Day | 480 |
| AVCB | 419 |
| Total | 899 |
| Solon Township, Precinct 1 | |
| Election Day | 582 |
| Total | 582 |
| Suttons Bay Township, Precinct 1 | |
| Election Day | 712 |
| AVCB | 367 |
| Total | 1,079 |
| GRAND TRAVERSE City of Traverse City, P4 | |
| Election Day | 127 |
| Total | 127 |
| Leelanau County Michigan - Total | 8,994 |

**Judge Probate Ct (Vote for 1)**

| Precinct | Marian Kromkowski | Michael J. Long |
|---|---|---|
| Bingham Township, Precinct 1 | | |
| Election Day | 387 | 533 |
| AVCB | 276 | 256 |
| Total | 663 | 789 |
| Centerville Township, Precinct 1 | | |
| Election Day | 327 | 315 |
| Total | 327 | 315 |
| Cleveland Township, Precinct 1 | | |
| Election Day | 342 | 294 |
| Total | 342 | 294 |
| Elmwood Township, Precinct 1 | | |
| Election Day | 466 | 482 |
| AVCB | 313 | 303 |
| Total | 779 | 785 |
| Elmwood Township, Precinct 2 | | |
| Election Day | 302 | 287 |
| AVCB | 182 | 173 |
| Total | 484 | 460 |
| Empire Township, Precinct 1 | | |
| Election Day | 430 | 298 |
| Total | 430 | 298 |
| Glen Arbor Township, Precinct 1 | | |
| Election Day | 348 | 223 |
| Total | 348 | 223 |
| Kasson Township, Precinct 1 | | |
| Election Day | 374 | 396 |
| Total | 374 | 396 |
| Leelanau Township, Precinct 1 | | |
| Election Day | 490 | 271 |
| AVCB | 420 | 178 |
| Total | 910 | 449 |
| Leland Township, Precinct 1 | | |
| Election Day | 335 | 353 |
| AVCB | 279 | 303 |
| Total | 614 | 656 |
| Solon Township, Precinct 1 | | |
| Election Day | 371 | 374 |
| Total | 371 | 374 |
| Suttons Bay Township, Precinct 1 | | |
| Election Day | 419 | 576 |
| AVCB | 266 | 267 |
| Total | 685 | 843 |
| GRAND TRAVERSE City of Traverse City, P4 | | |
| Election Day | 97 | 55 |
| Total | 97 | 55 |
| Leelanau County Michigan - Total | 6,424 | 5,937 |

**Judge District Ct (Vote for 1)**

| Precinct | Bob Cooney | Paul Jarboe |
|---|---|---|
| Bingham Township, Precinct 1 | | |
| Election Day | 570 | 232 |
| AVCB | 343 | 133 |
| Total | 913 | 365 |
| Centerville Township, Precinct 1 | | |
| Election Day | 385 | 184 |
| Total | 385 | 184 |
| Cleveland Township, Precinct 1 | | |
| Election Day | 386 | 169 |
| Total | 386 | 169 |
| Elmwood Township, Precinct 1 | | |
| Election Day | 538 | 339 |
| AVCB | 421 | 170 |
| Total | 959 | 509 |
| Elmwood Township, Precinct 2 | | |
| Election Day | 362 | 172 |
| AVCB | 252 | 80 |
| Total | 614 | 252 |
| Empire Township, Precinct 1 | | |
| Election Day | 470 | 172 |
| Total | 470 | 172 |
| Glen Arbor Township, Precinct 1 | | |
| Election Day | 363 | 137 |
| Total | 363 | 137 |
| Kasson Township, Precinct 1 | | |
| Election Day | 456 | 244 |
| Total | 456 | 244 |
| Leelanau Township, Precinct 1 | | |
| Election Day | 467 | 163 |
| AVCB | 364 | 117 |
| Total | 831 | 280 |
| Leland Township, Precinct 1 | | |
| Election Day | 411 | 167 |
| AVCB | 354 | 126 |
| Total | 765 | 293 |
| Solon Township, Precinct 1 | | |
| Election Day | 512 | 215 |
| Total | 512 | 215 |
| Suttons Bay Township, Precinct 1 | | |
| Election Day | 555 | 280 |
| AVCB | 324 | 122 |
| Total | 879 | 402 |
| GRAND TRAVERSE City of Traverse City, P4 | | |
| Election Day | 101 | 47 |
| Total | 101 | 47 |
| Leelanau County Michigan - Total | 7,634 | 3,269 |

**Empire VIL President (Vote for 1)**

| Precinct | Wayne R. Aylsworth Jr. | Sam Barr |
|---|---|---|
| Empire Township, Precinct 1 | | |
| Election Day | 146 | 129 |
| AVCB | 0 | 0 |
| Total | 146 | 129 |
| Leelanau County Michigan - Total | 146 | 129 |

## Northport VIL President (Vote for 1)

| Precinct | Campbell McLeod | Michael Stoffel | Steve Wetherbee |
|---|---|---|---|
| Leelanau Township, Precinct 1 | | | |
| Election Day | 55 | 44 | 113 |
| AVCB | 38 | 37 | 80 |
| Total | 93 | 81 | 193 |
| Leelanau County Michigan - Total | 93 | 81 | 193 |

**Northport VIL Clerk (Vote for 1)**

| Precinct | Frank Goodroe | | Joni Scott | |
|---|---|---|---|---|
| Leelanau Township, Precinct 1 | | | | |
| Election Day | 58 | | 155 | |
| AVCB | 36 | | 118 | |
| Total | 94 | | 273 | |
| Leelanau County Michigan - Total | 94 | | 273 | |

**Northport VIL Treasurer (Vote for 1)**

| Precinct | Merilee C. Scripps | |
|---|---|---|
| Leelanau Township, Precinct 1 | | |
| Election Day | 174 | |
| AVCB | 124 | |
| Total | 298 | |
| Leelanau County Michigan - Total | 298 | |

## Empire VIL Trustee (Vote for 3)

| Precinct | Don Cunningham | Daniel Davis | Thomas Rademacher | Beryl Skrocki | Mae Stier |
|---|---|---|---|---|---|
| Empire Township, | | | | | |
| Election Day | 117 | 156 | 132 | 148 | 141 |
| AVCB | 0 | 0 | 0 | 0 | 0 |
| Total | 117 | 156 | 132 | 148 | 141 |
| Leelanau County | 117 | 156 | 132 | 148 | 141 |

## Northport VIL Trustee (Vote for 3)

| Precinct | Hugh Cook | Michael A. Dujanowicz | Thomas A. Gremel | Will Harper | Charles Rogers |
|---|---|---|---|---|---|
| Leelanau Township, Precinct 1 | | | | | |
| Election Day | 139 | 62 | 127 | 114 | 75 |
| AVCB | 126 | 34 | 114 | 74 | 45 |
| Total | 265 | 96 | 241 | 188 | 120 |
| Leelanau County Michigan - | 265 | 96 | 241 | 188 | 120 |

## Northport VIL Trustee Partial (Vote for 1)

| Precinct | Jane Gale | Arne Lande | Fred Steffens |
|---|---|---|---|
| Leelanau Township, Precinct 1 | | | |
| Election Day | 118 | 19 | 58 |
| AVCB | 85 | 20 | 42 |
| Total | 203 | 39 | 100 |
| Leelanau County Michigan - Total | 203 | 39 | 100 |

## Suttons Bay VIL Trustee (Vote for 3)

| Precinct | Karl Bahle | Kathleen Egan | Richard Hylwa | Kent Newcomb |
|---|---|---|---|---|
| Suttons Bay Township, Precinct 1 | | | | |
| Election Day | 121 | 141 | 84 | 123 |
| AVCB | 92 | 118 | 80 | 108 |
| Total | 213 | 259 | 164 | 231 |
| Leelanau County Michigan - Total | 213 | 259 | 164 | 231 |

## Glen Lk School Bd (Vote for 2)

| Precinct | Brooke Hazael-Massieux | Cory McNitt | Virginia H. Woessner |
|---|---|---|---|
| Centerville Township, Precinct 1 | | | |
| Election Day | 115 | 146 | 124 |
| Total | 115 | 146 | 124 |
| Cleveland Township, Precinct 1 | | | |
| Election Day | 153 | 156 | 173 |
| Total | 153 | 156 | 173 |
| Empire Township, Precinct 1 | | | |
| Election Day | 369 | 377 | 414 |
| Total | 369 | 377 | 414 |
| Glen Arbor Township, Precinct 1 | | | |
| Election Day | 378 | 310 | 274 |
| Total | 378 | 310 | 274 |
| Kasson Township, Precinct 1 | | | |
| Election Day | 371 | 425 | 395 |
| Total | 371 | 425 | 395 |
| Solon Township, Precinct 1 | | | |
| Election Day | 128 | 149 | 155 |
| Total | 128 | 149 | 155 |
| BENZIE Platte Twp Pct 1 | | | |
| Election Day | 3 | 2 | 0 |
| Total | 3 | 2 | 0 |
| Leelanau County Michigan - Total | 1,517 | 1,565 | 1,535 |

## Leland School Bd (Vote for 2)

| Precinct | Donald R. McMullen | Tanja C. Wittrock |
|---|---|---|
| Centerville Township, Precinct 1 | | |
| Election Day | 217 | 221 |
| Total | 217 | 221 |
| Cleveland Township, Precinct 1 | | |
| Election Day | 187 | 194 |
| Total | 187 | 194 |
| Leelanau Township, Precinct 1 | | |
| Election Day | 3 | 3 |
| AVCB | 2 | 1 |
| Total | 5 | 4 |
| Leland Township, Precinct 1 | | |
| Election Day | 447 | 406 |
| AVCB | 402 | 375 |
| Total | 849 | 781 |
| Suttons Bay Township, Precinct 1 | | |
| Election Day | 23 | 32 |
| AVCB | 13 | 11 |
| Total | 36 | 43 |
| Leelanau County Michigan - Total | 1,294 | 1,243 |

## Northport School Bd (Vote for 2)

| Precinct | Kirk Richards | Thomas M. Wetherbee |
|---|---|---|
| Leelanau Township, Precinct 1 | | |
| Election Day | 386 | 525 |
| AVCB | 351 | 430 |
| Total | 737 | 955 |
| Leelanau County Michigan - Total | 737 | 955 |

## Northport School Bd Partial (Vote for 1)

| Precinct | Ben Purdy |
|---|---|
| Leelanau Township, Precinct 1 | |
| Election Day | 550 |
| AVCB | 426 |
| Total | 976 |
| Leelanau County Michigan - Total | 976 |

## Suttons Bay School Bd (Vote for 3)

| Precinct | Lee Grant | Casey Petz | Chris DeJong Write-In | Stephen Brent Shook Write-In |
|---|---|---|---|---|
| Bingham Township, Precinct 1 | | | | |
| Election Day | 691 | 466 | 23 | 1 |
| AVCB | 383 | 297 | 9 | 2 |
| Total | 1,074 | 763 | 32 | 3 |
| Elmwood Township, Precinct 2 | | | | |
| Election Day | 132 | 105 | 8 | |
| AVCB | 78 | 71 | 3 | |
| Total | 210 | 176 | 11 | |
| Leland Township, Precinct 1 | | | | |
| Election Day | 4 | 2 | | |
| AVCB | 3 | 1 | | |
| Total | 7 | 3 | | |
| Suttons Bay Township, Precinct 1 | | | | |
| Election Day | 648 | 529 | 22 | 1 |
| AVCB | 365 | 301 | 9 | 2 |
| Total | 1,013 | 830 | 31 | 3 |
| Leelanau County Michigan - Total | 2,304 | 1,772 | 74 | 6 |

## Suttons Bay School Bd Partial (Vote for 2)

| Precinct | Thor Mikesell | Lizabeth Venie Write-In |
|---|---|---|
| Bingham Township, Precinct 1 | | |
| Election Day | 733 | 40 |
| AVCB | 382 | 11 |
| Total | 1,115 | 51 |
| Elmwood Township, Precinct 2 | | |
| Election Day | 149 | 2 |
| AVCB | 83 | 0 |
| Total | 232 | 2 |
| Leland Township, Precinct 1 | | |
| Election Day | 4 | |
| AVCB | 2 | |
| Total | 6 | |
| Suttons Bay Township, Precinct 1 | | |
| Election Day | 755 | 32 |
| AVCB | 392 | 13 |
| Total | 1,147 | 45 |
| Leelanau County Michigan - Total | 2,500 | 98 |

**Traverse City School Bd (Vote for 4)**

| Precinct | Matt Anderson | Rhonda K. Busch | Pamela Forton | Patricia Henkel | Melissa Hogan | M. Sue Kelly | Cathy Meyer-Looze | Erica Moon Mohr |
|---|---|---|---|---|---|---|---|---|
| Elmwood Township, Precinct 1 | | | | | | | | |
| Election Day | 504 | 306 | 475 | 298 | 239 | 422 | 277 | 315 |
| AVCB | 309 | 200 | 279 | 201 | 150 | 257 | 205 | 190 |
| Total | 813 | 506 | 754 | 499 | 389 | 679 | 482 | 505 |
| Elmwood Township, Precinct 2 | | | | | | | | |
| Election Day | 175 | 124 | 168 | 119 | 97 | 153 | 114 | 139 |
| AVCB | 115 | 90 | 102 | 84 | 69 | 105 | 69 | 68 |
| Total | 290 | 214 | 270 | 203 | 166 | 258 | 183 | 207 |
| Solon Township, Precinct 1 | | | | | | | | |
| Election Day | 188 | 136 | 210 | 139 | 131 | 203 | 137 | 130 |
| Total | 188 | 136 | 210 | 139 | 131 | 203 | 137 | 130 |
| GRAND TRAVERSE City of Traverse City, P4 | | | | | | | | |
| Election Day | 90 | 55 | 79 | 63 | 56 | 52 | 60 | 71 |
| AVCB | 0 | 0 | 0 | 0 | 0 | 0 | 0 | 0 |
| Total | 90 | 55 | 79 | 63 | 56 | 52 | 60 | 71 |
| Leelanau County Michigan - Total | 1,381 | 911 | 1,313 | 904 | 742 | 1,192 | 862 | 913 |

## Traverse City School Bd Partial (Vote for 1)

| Precinct | Deyar Jamil | Jeff Leonhardt |
|---|---|---|
| Elmwood Township, Precinct 1 | | |
| Election Day | 308 | 462 |
| AVCB | 203 | 291 |
| Total | 511 | 753 |
| Elmwood Township, Precinct 2 | | |
| Election Day | 106 | 192 |
| AVCB | 64 | 128 |
| Total | 170 | 320 |
| Solon Township, Precinct 1 | | |
| Election Day | 137 | 221 |
| AVCB | 0 | 0 |
| Total | 137 | 221 |
| GRAND TRAVERSE City of Traverse City, P4 | | |
| Election Day | 50 | 80 |
| AVCB | 0 | 0 |
| Total | 50 | 80 |
| Leelanau County Michigan - Total | 868 | 1,374 |

## State Prop 18-1 Marijuana (Vote for 1)

| Precinct | Yes | No |
|---|---|---|
| Bingham Township, Precinct 1 | | |
| Election Day | 535 | 521 |
| AVCB | 211 | 365 |
| Total | 746 | 886 |
| Centerville Township, Precinct 1 | | |
| Election Day | 355 | 358 |
| Total | 355 | 358 |
| Cleveland Township, Precinct 1 | | |
| Election Day | 384 | 326 |
| Total | 384 | 326 |
| Elmwood Township, Precinct 1 | | |
| Election Day | 671 | 526 |
| AVCB | 283 | 430 |
| Total | 954 | 956 |
| Elmwood Township, Precinct 2 | | |
| Election Day | 352 | 351 |
| AVCB | 193 | 209 |
| Total | 545 | 560 |
| Empire Township, Precinct 1 | | |
| Election Day | 423 | 432 |
| Total | 423 | 432 |
| Glen Arbor Township, Precinct 1 | | |
| Election Day | 306 | 352 |
| Total | 306 | 352 |
| Kasson Township, Precinct 1 | | |
| Election Day | 499 | 416 |
| Total | 499 | 416 |
| Leelanau Township, Precinct 1 | | |
| Election Day | 508 | 334 |
| AVCB | 343 | 314 |
| Total | 851 | 648 |
| Leland Township, Precinct 1 | | |
| Election Day | 414 | 323 |
| AVCB | 271 | 355 |
| Total | 685 | 678 |
| Solon Township, Precinct 1 | | |
| Election Day | 421 | 473 |
| Total | 421 | 473 |
| Suttons Bay Township, Precinct 1 | | |
| Election Day | 625 | 454 |
| AVCB | 272 | 298 |
| Total | 897 | 752 |
| GRAND TRAVERSE City of Traverse City, P4 | | |
| Election Day | 108 | 99 |
| Total | 108 | 99 |
| Leelanau County Michigan - Total | 7,174 | 6,936 |

## State Prop 18-2 Redistricting (Vote for 1)

| Precinct | Yes | No |
|---|---|---|
| Bingham Township, Precinct 1 | | |
| Election Day | 570 | 474 |
| AVCB | 334 | 233 |
| Total | 904 | 707 |
| Centerville Township, Precinct 1 | | |
| Election Day | 395 | 304 |
| Total | 395 | 304 |
| Cleveland Township, Precinct 1 | | |
| Election Day | 438 | 258 |
| Total | 438 | 258 |
| Elmwood Township, Precinct 1 | | |
| Election Day | 683 | 480 |
| AVCB | 423 | 266 |
| Total | 1,106 | 746 |
| Elmwood Township, Precinct 2 | | |
| Election Day | 379 | 313 |
| AVCB | 250 | 151 |
| Total | 629 | 464 |
| Empire Township, Precinct 1 | | |
| Election Day | 542 | 296 |
| Total | 542 | 296 |
| Glen Arbor Township, Precinct 1 | | |
| Election Day | 404 | 241 |
| Total | 404 | 241 |
| Kasson Township, Precinct 1 | | |
| Election Day | 507 | 379 |
| Total | 507 | 379 |
| Leelanau Township, Precinct 1 | | |
| Election Day | 534 | 292 |
| AVCB | 438 | 206 |
| Total | 972 | 498 |
| Leland Township, Precinct 1 | | |
| Election Day | 423 | 303 |
| AVCB | 354 | 258 |
| Total | 777 | 561 |
| Solon Township, Precinct 1 | | |
| Election Day | 461 | 417 |
| Total | 461 | 417 |
| Suttons Bay Township, Precinct 1 | | |
| Election Day | 665 | 404 |
| AVCB | 348 | 203 |
| Total | 1,013 | 607 |
| GRAND TRAVERSE City of Traverse City, P4 | | |
| Election Day | 131 | 68 |
| Total | 131 | 68 |
| Leelanau County Michigan - Total | 8,279 | 5,546 |

## State Prop 18-3 Voting (Vote for 1)

| Precinct | Yes | No |
|---|---|---|
| Bingham Township, Precinct 1 | | |
| Election Day | 644 | 397 |
| AVCB | 314 | 260 |
| Total | 958 | 657 |
| Centerville Township, Precinct 1 | | |
| Election Day | 441 | 268 |
| Total | 441 | 268 |
| Cleveland Township, Precinct 1 | | |
| Election Day | 471 | 238 |
| Total | 471 | 238 |
| Elmwood Township, Precinct 1 | | |
| Election Day | 772 | 409 |
| AVCB | 426 | 278 |
| Total | 1,198 | 687 |
| Elmwood Township, Precinct 2 | | |
| Election Day | 450 | 249 |
| AVCB | 237 | 165 |
| Total | 687 | 414 |
| Empire Township, Precinct 1 | | |
| Election Day | 560 | 288 |
| Total | 560 | 288 |
| Glen Arbor Township, Precinct 1 | | |
| Election Day | 423 | 228 |
| Total | 423 | 228 |
| Kasson Township, Precinct 1 | | |
| Election Day | 565 | 335 |
| Total | 565 | 335 |
| Leelanau Township, Precinct 1 | | |
| Election Day | 578 | 259 |
| AVCB | 436 | 219 |
| Total | 1,014 | 478 |
| Leland Township, Precinct 1 | | |
| Election Day | 471 | 262 |
| AVCB | 352 | 267 |
| Total | 823 | 529 |
| Solon Township, Precinct 1 | | |
| Election Day | 494 | 383 |
| Total | 494 | 383 |
| Suttons Bay Township, Precinct 1 | | |
| Election Day | 711 | 373 |
| AVCB | 367 | 199 |
| Total | 1,078 | 572 |
| GRAND TRAVERSE City of Traverse City, P4 | | |
| Election Day | 142 | 58 |
| Total | 142 | 58 |
| Leelanau County Michigan - Total | 8,854 | 5,135 |

## Suttons Bay-Bingham Fire Auth (Vote for 1)

| Precinct | Yes | No |
|---|---|---|
| Bingham Township, Precinct 1 | | |
| Election Day | 722 | 320 |
| AVCB | 387 | 190 |
| Total | 1,109 | 510 |
| Suttons Bay Township, Precinct 1 | | |
| Election Day | 782 | 292 |
| AVCB | 420 | 144 |
| Total | 1,202 | 436 |
| Leelanau County Michigan - Total | 2,311 | 946 |

## Glen Lk Comm Sch Prop (Vote for 1)

| Precinct | Yes | No |
|---|---|---|
| Centerville Township, Precinct 1 | | |
| Election Day | 192 | 116 |
| Total | 192 | 116 |
| Cleveland Township, Precinct 1 | | |
| Election Day | 238 | 109 |
| Total | 238 | 109 |
| Empire Township, Precinct 1 | | |
| Election Day | 626 | 191 |
| Total | 626 | 191 |
| Glen Arbor Township, Precinct 1 | | |
| Election Day | 493 | 138 |
| Total | 493 | 138 |
| Kasson Township, Precinct 1 | | |
| Election Day | 592 | 285 |
| Total | 592 | 285 |
| Solon Township, Precinct 1 | | |
| Election Day | 211 | 120 |
| Total | 211 | 120 |
| BENZIE Platte Twp Pct 1 | | |
| Election Day | 4 | 1 |
| Total | 4 | 1 |
| Leelanau County Michigan - Total | 2,356 | 960 |

**City Proposal 1 (Vote for 1)**

| Precinct | Yes | No |
|---|---|---|
| GRAND TRAVERSE City of Traverse City, P4 | | |
| Election Day | 69 | 132 |
| Total | 69 | 132 |
| Leelanau County Michigan - Total | 69 | 132 |

## City Proposal 2 (Vote for 1)

| Precinct | Yes | No |
|---|---|---|
| GRAND TRAVERSE City of Traverse City, P4 | | |
| Election Day | 142 | 29 |
| AVCB | 0 | 0 |
| Total | 142 | 29 |
| Leelanau County Michigan - Total | 142 | 29 |

## City Proposal 3 (Vote for 1)

| Precinct | Yes | No |
|---|---|---|
| GRAND TRAVERSE City of Traverse City, P4 | | |
| Election Day | 145 | 34 |
| AVCB | 0 | 0 |
| Total | 145 | 34 |
| Leelanau County Michigan - Total | 145 | 34 |

# Statement of Votes Cast

General Election

Lenawee County, Michigan

November 06, 2018

SOVC for: All Contests, All Districts, All Counting Groups

UNOFFICIAL

| Precinct | Registered Voters | Cards Cast | Voters Cast | % Turnout |
|---|---|---|---|---|
| **County** | | | | |
| **Lenawee County Michigan** | | | | |
| City of Adrian, Precinct 1 | 2,289 | 1,048 | 1048 | 45.78% |
| City of Adrian, Precinct 2 | 2,123 | 745 | 745 | 35.09% |
| City of Adrian, Precinct 3 | 2,125 | 729 | 729 | 34.31% |
| City of Adrian, Precinct 4 | 2,260 | 1,326 | 1326 | 58.67% |
| City of Adrian, Precinct 5 | 2,371 | 1,153 | 1153 | 48.63% |
| City of Adrian, Precinct 6 | 2,399 | 1,113 | 1113 | 46.39% |
| City of Hudson, Precinct 1 | 1,531 | 718 | 718 | 46.90% |
| City of Morenci, Precinct 1 | 1,668 | 717 | 717 | 42.99% |
| City of Tecumseh, Precinct 1 | 1,694 | 1,162 | 1162 | 68.60% |
| City of Tecumseh, Precinct 2 | 1,554 | 1,063 | 1063 | 68.40% |
| City of Tecumseh, Precinct 3 | 1,644 | 978 | 978 | 59.49% |
| City of Tecumseh, Precinct 4 | 1,728 | 1,067 | 1067 | 61.75% |
| Adrian Township, Precinct 1 | 2,570 | 1,676 | 1676 | 65.21% |
| Adrian Township, Precinct 2 | 2,479 | 1,460 | 1460 | 58.89% |
| Blissfield Township, Precinct 1 | 489 | 318 | 318 | 65.03% |
| Blissfield Township, Precinct 2 | 2,506 | 1,421 | 1421 | 56.70% |
| Cambridge Township, Precinct 1 | 1,758 | 1,129 | 1129 | 64.22% |
| Cambridge Township, Precinct 2 | 1,570 | 1,014 | 1014 | 64.59% |
| Cambridge Township, Precinct 3 | 1,240 | 828 | 828 | 66.77% |
| Clinton Township, Precinct 1 | 963 | 642 | 642 | 66.67% |

| Precinct | Registered Voters | Cards Cast | Voters Cast | % Turnout |
|---|---|---|---|---|
| Clinton Township, Precinct 2 | 1,798 | 1,152 | 1152 | 64.07% |
| Deerfield Township, Precinct 1 | 1,115 | 671 | 671 | 60.18% |
| Dover Township, Precinct 1 | 1,273 | 628 | 628 | 49.33% |
| Fairfield Township, Precinct 1 | 1,275 | 656 | 656 | 51.45% |
| Franklin Township, Precinct 1 | 2,447 | 1,537 | 1537 | 62.81% |
| Hudson Township, Precinct 1 | 1,200 | 657 | 657 | 54.75% |
| Macon Township, Precinct 1 | 1,054 | 726 | 726 | 68.88% |
| Madison Charter Township, Precinct 1 | 2,005 | 819 | 819 | 40.85% |
| Madison Charter Township, Precinct 2 | 1,517 | 2,120 | 2120 | 139.75% |
| Madison Charter Township, Precinct 3 | 1,283 | 784 | 784 | 61.11% |
| Medina Township, Precinct 1 | 871 | 383 | 383 | 43.97% |
| Ogden Township, Precinct 1 | 739 | 453 | 453 | 61.30% |
| Palmyra Township, Precinct 1 | 1,630 | 908 | 908 | 55.71% |
| Raisin Township, Precinct 1 | 2,376 | 1,397 | 1397 | 58.80% |
| Raisin Township, Precinct 2 | 1,622 | 955 | 955 | 58.88% |
| Raisin Township, Precinct 3 | 1,886 | 1,165 | 1165 | 61.77% |
| Ridgeway Township, Precinct 1 | 1,152 | 708 | 708 | 61.46% |
| Riga Township, Precinct 1 | 1,060 | 607 | 607 | 57.26% |
| Rollin Township, Precinct 1 | 2,474 | 1,445 | 1445 | 58.41% |
| Rome Township, Precinct 1 | 1,404 | 821 | 821 | 58.48% |
| Seneca Township, Precinct 1 | 839 | 395 | 395 | 47.08% |
| Tecumseh Township, Precinct 1 | 1,742 | 1,121 | 1121 | 64.35% |
| Woodstock Township, Precinct 1 | 1,987 | 1,068 | 1068 | 53.75% |
| Woodstock Township, Precinct 2 | 979 | 489 | 489 | 49.95% |
| HILLSDALE Somerset Twp P2 | 0 | 0 | 0 | N/A |
| HILLSDALE Wheatland Twp | 0 | 0 | 0 | N/A |
| JACKSON Liberty Twp | 0 | 0 | 0 | N/A |
| MONROE Dundee Twp | 0 | 0 | 0 | N/A |
| MONROE Milan Twp | 0 | 0 | 0 | N/A |
| MONROE Summerfield Twp | 0 | 0 | 0 | N/A |

| Precinct | Registered Voters | Cards Cast | Voters Cast | % Turnout |
|---|---|---|---|---|
| HILLSDALE Pittsford Twp | 0 | 0 | 0 | N/A |
| HILLSDALE Wheatland Twp | 0 | 0 | 0 | N/A |
| HILLSDALE Wright Twp | 0 | 0 | 0 | N/A |
| WASHTENAW Bridgewater Twp | 0 | 0 | 0 | N/A |
| WASHTENAW Manchester Twp | 0 | 0 | 0 | N/A |
| WASHTENAW Saline Twp | 0 | 0 | 0 | N/A |
| JACKSON Columbia Twp P2 | 0 | 0 | 0 | N/A |
| Lenawee County Michigan - Total | 72,689 | 41,972 | 41,972 | 57.74% |
| County - Total | 72,689 | 41,972 | 41,972 | 57.74% |

# Governor/Lieut Gov (Vote for 1)

| Precinct | Times Cast | Registered Voters | Bill Schuette (REP) | Gretchen Whitmer (DEM) |
|---|---|---|---|---|
| **County** | | | | |
| **Lenawee County Michigan** | | | | |
| City of Adrian, Precinct 1 | 1,048 | 2,289 | 306 | 682 |
| City of Adrian, Precinct 2 | 745 | 2,123 | 248 | 440 |
| City of Adrian, Precinct 3 | 729 | 2,125 | 236 | 446 |
| City of Adrian, Precinct 4 | 1,326 | 2,260 | 526 | 756 |
| City of Adrian, Precinct 5 | 1,153 | 2,371 | 458 | 632 |
| City of Adrian, Precinct 6 | 1,113 | 2,399 | 436 | 612 |
| City of Hudson, Precinct 1 | 718 | 1,531 | 399 | 268 |
| City of Morenci, Precinct 1 | 717 | 1,668 | 405 | 261 |
| City of Tecumseh, Precinct 1 | 1,162 | 1,694 | 538 | 572 |
| City of Tecumseh, Precinct 2 | 1,063 | 1,554 | 511 | 518 |
| City of Tecumseh, Precinct 3 | 978 | 1,644 | 403 | 524 |
| City of Tecumseh, Precinct 4 | 1,067 | 1,728 | 441 | 572 |
| Adrian Township, Precinct 1 | 1,676 | 2,570 | 940 | 675 |
| Adrian Township, Precinct 2 | 1,460 | 2,479 | 730 | 655 |
| Blissfield Township, Precinct 1 | 318 | 489 | 209 | 91 |
| Blissfield Township, Precinct 2 | 1,421 | 2,506 | 739 | 604 |
| Cambridge Township, Precinct 1 | 1,129 | 1,758 | 680 | 395 |
| Cambridge Township, Precinct 2 | 1,014 | 1,570 | 516 | 438 |
| Cambridge Township, Precinct 3 | 828 | 1,240 | 456 | 344 |
| Clinton Township, Precinct 1 | 642 | 963 | 363 | 252 |
| Clinton Township, Precinct 2 | 1,152 | 1,798 | 509 | 575 |
| Deerfield Township, Precinct 1 | 671 | 1,115 | 374 | 262 |
| Dover Township, Precinct 1 | 628 | 1,273 | 385 | 215 |
| Fairfield Township, Precinct 1 | 656 | 1,275 | 401 | 226 |

| Precinct | Bill Gelineau (LIB) | Todd Schleiger (UST) | Jennifer V. Kurland (GRN) | Keith Butkovich (NLP) | Total Votes | Unresolved Write-In |
|---|---|---|---|---|---|---|
| **County** | | | | | | |
| **Lenawee County Michigan** | | | | | | |
| City of Adrian, Precinct 1 | 15 | 8 | 14 | 1 | 1,026 | 2 |
| City of Adrian, Precinct 2 | 8 | 11 | 12 | 11 | 730 | 1 |
| City of Adrian, Precinct 3 | 12 | 9 | 8 | 1 | 712 | 2 |
| City of Adrian, Precinct 4 | 13 | 4 | 4 | 1 | 1,304 | 1 |
| City of Adrian, Precinct 5 | 18 | 13 | 12 | 4 | 1,137 | 1 |
| City of Adrian, Precinct 6 | 15 | 8 | 11 | 10 | 1,092 | 0 |
| City of Hudson, Precinct 1 | 14 | 10 | 8 | 5 | 704 | 2 |
| City of Morenci, Precinct 1 | 15 | 9 | 10 | 3 | 703 | 2 |
| City of Tecumseh, Precinct 1 | 18 | 9 | 7 | 2 | 1,146 | 0 |
| City of Tecumseh, Precinct 2 | 5 | 8 | 7 | 0 | 1,049 | 0 |
| City of Tecumseh, Precinct 3 | 21 | 13 | 4 | 3 | 968 | 0 |
| City of Tecumseh, Precinct 4 | 19 | 10 | 6 | 1 | 1,049 | 0 |
| Adrian Township, Precinct 1 | 18 | 10 | 5 | 4 | 1,652 | 1 |
| Adrian Township, Precinct 2 | 20 | 11 | 10 | 5 | 1,431 | 0 |
| Blissfield Township, Precinct 1 | 5 | 0 | 4 | 0 | 309 | 0 |
| Blissfield Township, Precinct 2 | 14 | 9 | 10 | 4 | 1,380 | 0 |
| Cambridge Township, Precinct 1 | 11 | 9 | 5 | 6 | 1,106 | 0 |
| Cambridge Township, Precinct 2 | 19 | 8 | 11 | 2 | 994 | 1 |
| Cambridge Township, Precinct 3 | 7 | 1 | 3 | 0 | 811 | 0 |
| Clinton Township, Precinct 1 | 5 | 3 | 7 | 1 | 631 | 0 |
| Clinton Township, Precinct 2 | 25 | 10 | 6 | 4 | 1,129 | 2 |
| Deerfield Township, Precinct 1 | 8 | 6 | 5 | 5 | 660 | 1 |
| Dover Township, Precinct 1 | 7 | 5 | 3 | 3 | 618 | 1 |
| Fairfield Township, Precinct 1 | 15 | 2 | 0 | 2 | 646 | 0 |

| Precinct | Times Cast | Registered Voters |
|---|---|---|
| Franklin Township, Precinct 1 | 1,537 | 2,447 |
| Hudson Township, Precinct 1 | 657 | 1,200 |
| Macon Township, Precinct 1 | 726 | 1,054 |
| Madison Charter Township, Precinct 1 | 819 | 2,005 |
| Madison Charter Township, Precinct 2 | 2,120 | 1,517 |
| Madison Charter Township, Precinct 3 | 784 | 1,283 |
| Medina Township, Precinct 1 | 383 | 871 |
| Ogden Township, Precinct 1 | 453 | 739 |
| Palmyra Township, Precinct 1 | 908 | 1,630 |
| Raisin Township, Precinct 1 | 1,397 | 2,376 |
| Raisin Township, Precinct 2 | 955 | 1,622 |
| Raisin Township, Precinct 3 | 1,165 | 1,886 |
| Ridgeway Township, Precinct 1 | 708 | 1,152 |
| Riga Township, Precinct 1 | 607 | 1,060 |
| Rollin Township, Precinct 1 | 1,445 | 2,474 |
| Rome Township, Precinct 1 | 821 | 1,404 |
| Seneca Township, Precinct 1 | 395 | 839 |
| Tecumseh Township, Precinct 1 | 1,121 | 1,742 |
| Woodstock Township, Precinct 1 | 1,068 | 1,987 |
| Woodstock Township, Precinct 2 | 489 | 979 |
| Lenawee County Michigan - Total | 41,972 | 72,689 |
| **Cumulative** | | |
| Cumulative | 0 | 0 |
| Cumulative - Total | 0 | 0 |
| County - Total | 41,972 | 72,689 |

| Precinct | Bill Schuette (REP) | Gretchen Whitmer (DEM) |
|---|---|---|
| Franklin Township, Precinct 1 | 872 | 613 |
| Hudson Township, Precinct 1 | 387 | 241 |
| Macon Township, Precinct 1 | 451 | 249 |
| Madison Charter Township, Precinct 1 | 364 | 413 |
| Madison Charter Township, Precinct 2 | 558 | 305 |
| Madison Charter Township, Precinct 3 | 420 | 333 |
| Medina Township, Precinct 1 | 251 | 125 |
| Ogden Township, Precinct 1 | 296 | 138 |
| Palmyra Township, Precinct 1 | 556 | 316 |
| Raisin Township, Precinct 1 | 783 | 558 |
| Raisin Township, Precinct 2 | 505 | 408 |
| Raisin Township, Precinct 3 | 574 | 530 |
| Ridgeway Township, Precinct 1 | 430 | 235 |
| Riga Township, Precinct 1 | 385 | 200 |
| Rollin Township, Precinct 1 | 841 | 543 |
| Rome Township, Precinct 1 | 546 | 247 |
| Seneca Township, Precinct 1 | 255 | 128 |
| Tecumseh Township, Precinct 1 | 616 | 462 |
| Woodstock Township, Precinct 1 | 633 | 399 |
| Woodstock Township, Precinct 2 | 293 | 166 |
| Lenawee County Michigan - Total | 21,225 | 17,624 |
| **Cumulative** | | |
| Cumulative | 0 | 0 |
| Cumulative - Total | 0 | 0 |
| County - Total | 21,225 | 17,624 |

| Precinct | Bill Gelineau (LIB) | Todd Schleiger (UST) | Jennifer V. Kurland (GRN) | Keith Butkovich (NLP) | Total Votes | Unresolved Write-In |
|---|---|---|---|---|---|---|
| Franklin Township, Precinct 1 | 14 | 4 | 9 | 8 | 1,520 | 1 |
| Hudson Township, Precinct 1 | 11 | 5 | 3 | 0 | 647 | 0 |
| Macon Township, Precinct 1 | 6 | 8 | 0 | 1 | 715 | 0 |
| Madison Charter Township, Precinct 1 | 15 | 3 | 5 | 4 | 804 | 0 |
| Madison Charter Township, Precinct 2 | 3 | 2 | 8 | 2 | 878 | 1 |
| Madison Charter Township, Precinct 3 | 13 | 3 | 3 | 0 | 772 | 0 |
| Medina Township, Precinct 1 | 2 | 2 | 0 | 0 | 380 | 0 |
| Ogden Township, Precinct 1 | 4 | 3 | 4 | 1 | 446 | 1 |
| Palmyra Township, Precinct 1 | 9 | 5 | 7 | 1 | 894 | 3 |
| Raisin Township, Precinct 1 | 14 | 11 | 5 | 2 | 1,373 | 2 |
| Raisin Township, Precinct 2 | 12 | 6 | 4 | 4 | 939 | 1 |
| Raisin Township, Precinct 3 | 22 | 4 | 8 | 2 | 1,140 | 1 |
| Ridgeway Township, Precinct 1 | 13 | 8 | 7 | 5 | 698 | 0 |
| Riga Township, Precinct 1 | 4 | 5 | 2 | 0 | 596 | 1 |
| Rollin Township, Precinct 1 | 12 | 9 | 8 | 2 | 1,415 | 0 |
| Rome Township, Precinct 1 | 9 | 4 | 7 | 1 | 814 | 0 |
| Seneca Township, Precinct 1 | 1 | 1 | 3 | 2 | 390 | 0 |
| Tecumseh Township, Precinct 1 | 13 | 2 | 7 | 3 | 1,103 | 1 |
| Woodstock Township, Precinct 1 | 17 | 3 | 5 | 0 | 1,057 | 0 |
| Woodstock Township, Precinct 2 | 8 | 6 | 5 | 6 | 484 | 0 |
| Lenawee County Michigan - Total | 529 | 280 | 272 | 122 | 40,052 | 29 |
| **Cumulative** | | | | | | |
| Cumulative | 0 | 0 | 0 | 0 | 0 | 0 |
| Cumulative - Total | 0 | 0 | 0 | 0 | 0 | 0 |
| County - Total | 529 | 280 | 272 | 122 | 40,052 | 29 |

# Secretary of State (Vote for 1)

| Precinct | Times Cast | Registered Voters | Mary Treder Lang (REP) | Jocelyn Benson (DEM) |
|---|---|---|---|---|
| **County** | | | | |
| **Lenawee County Michigan** | | | | |
| City of Adrian, Precinct 1 | 1,048 | 2,289 | 305 | 676 |
| City of Adrian, Precinct 2 | 745 | 2,123 | 246 | 433 |
| City of Adrian, Precinct 3 | 729 | 2,125 | 250 | 420 |
| City of Adrian, Precinct 4 | 1,326 | 2,260 | 540 | 724 |
| City of Adrian, Precinct 5 | 1,153 | 2,371 | 456 | 622 |
| City of Adrian, Precinct 6 | 1,113 | 2,399 | 441 | 585 |
| City of Hudson, Precinct 1 | 718 | 1,531 | 411 | 247 |
| City of Morenci, Precinct 1 | 717 | 1,668 | 420 | 237 |
| City of Tecumseh, Precinct 1 | 1,162 | 1,694 | 526 | 552 |
| City of Tecumseh, Precinct 2 | 1,063 | 1,554 | 509 | 502 |
| City of Tecumseh, Precinct 3 | 978 | 1,644 | 400 | 510 |
| City of Tecumseh, Precinct 4 | 1,067 | 1,728 | 451 | 548 |
| Adrian Township, Precinct 1 | 1,676 | 2,570 | 973 | 616 |
| Adrian Township, Precinct 2 | 1,460 | 2,479 | 728 | 630 |
| Blissfield Township, Precinct 1 | 318 | 489 | 212 | 83 |
| Blissfield Township, Precinct 2 | 1,421 | 2,506 | 743 | 567 |
| Cambridge Township, Precinct 1 | 1,129 | 1,758 | 674 | 371 |
| Cambridge Township, Precinct 2 | 1,014 | 1,570 | 511 | 416 |
| Cambridge Township, Precinct 3 | 828 | 1,240 | 465 | 327 |
| Clinton Township, Precinct 1 | 642 | 963 | 362 | 241 |
| Clinton Township, Precinct 2 | 1,152 | 1,798 | 517 | 552 |
| Deerfield Township, Precinct 1 | 671 | 1,115 | 390 | 231 |
| Dover Township, Precinct 1 | 628 | 1,273 | 396 | 186 |
| Fairfield Township, Precinct 1 | 656 | 1,275 | 415 | 204 |

| Precinct | Gregory Scott Stempfle (LIB) | Robert Gale (UST) | Total Votes | Unresolved Write-In |
|---|---|---|---|---|
| **County** | | | | |
| **Lenawee County Michigan** | | | | |
| City of Adrian, Precinct 1 | 24 | 17 | 1,022 | 2 |
| City of Adrian, Precinct 2 | 17 | 26 | 722 | 4 |
| City of Adrian, Precinct 3 | 16 | 18 | 704 | 4 |
| City of Adrian, Precinct 4 | 14 | 12 | 1,290 | 3 |
| City of Adrian, Precinct 5 | 28 | 28 | 1,134 | 2 |
| City of Adrian, Precinct 6 | 25 | 27 | 1,078 | 1 |
| City of Hudson, Precinct 1 | 22 | 21 | 701 | 1 |
| City of Morenci, Precinct 1 | 23 | 12 | 692 | 2 |
| City of Tecumseh, Precinct 1 | 28 | 15 | 1,121 | 0 |
| City of Tecumseh, Precinct 2 | 12 | 11 | 1,034 | 0 |
| City of Tecumseh, Precinct 3 | 35 | 14 | 959 | 1 |
| City of Tecumseh, Precinct 4 | 29 | 13 | 1,041 | 1 |
| Adrian Township, Precinct 1 | 20 | 20 | 1,629 | 3 |
| Adrian Township, Precinct 2 | 30 | 25 | 1,413 | 0 |
| Blissfield Township, Precinct 1 | 5 | 4 | 304 | 1 |
| Blissfield Township, Precinct 2 | 19 | 27 | 1,356 | 0 |
| Cambridge Township, Precinct 1 | 20 | 16 | 1,081 | 1 |
| Cambridge Township, Precinct 2 | 33 | 18 | 978 | 1 |
| Cambridge Township, Precinct 3 | 12 | 5 | 809 | 0 |
| Clinton Township, Precinct 1 | 10 | 7 | 620 | 0 |
| Clinton Township, Precinct 2 | 30 | 14 | 1,113 | 3 |
| Deerfield Township, Precinct 1 | 11 | 16 | 648 | 1 |
| Dover Township, Precinct 1 | 16 | 13 | 611 | 0 |
| Fairfield Township, Precinct 1 | 16 | 7 | 642 | 0 |

| Precinct | Times Cast | Registered Voters |
|---|---|---|
| Franklin Township, Precinct 1 | 1,537 | 2,447 |
| Hudson Township, Precinct 1 | 657 | 1,200 |
| Macon Township, Precinct 1 | 726 | 1,054 |
| Madison Charter Township, Precinct 1 | 819 | 2,005 |
| Madison Charter Township, Precinct 2 | 2,120 | 1,517 |
| Madison Charter Township, Precinct 3 | 784 | 1,283 |
| Medina Township, Precinct 1 | 383 | 871 |
| Ogden Township, Precinct 1 | 453 | 739 |
| Palmyra Township, Precinct 1 | 908 | 1,630 |
| Raisin Township, Precinct 1 | 1,397 | 2,376 |
| Raisin Township, Precinct 2 | 955 | 1,622 |
| Raisin Township, Precinct 3 | 1,165 | 1,886 |
| Ridgeway Township, Precinct 1 | 708 | 1,152 |
| Riga Township, Precinct 1 | 607 | 1,060 |
| Rollin Township, Precinct 1 | 1,445 | 2,474 |
| Rome Township, Precinct 1 | 821 | 1,404 |
| Seneca Township, Precinct 1 | 395 | 839 |
| Tecumseh Township, Precinct 1 | 1,121 | 1,742 |
| Woodstock Township, Precinct 1 | 1,068 | 1,987 |
| Woodstock Township, Precinct 2 | 489 | 979 |
| Lenawee County Michigan - Total | 41,972 | 72,689 |
| **Cumulative** | | |
| Cumulative | 0 | 0 |
| Cumulative - Total | 0 | 0 |
| County - Total | 41,972 | 72,689 |

| Precinct | Mary Treder Lang (REP) | | Jocelyn Benson (DEM) | |
|---|---|---|---|---|
| Franklin Township, Precinct 1 | 884 | | 567 | |
| Hudson Township, Precinct 1 | 387 | | 231 | |
| Macon Township, Precinct 1 | 446 | | 230 | |
| Madison Charter Township, Precinct 1 | 361 | | 396 | |
| Madison Charter Township, Precinct 2 | 555 | | 288 | |
| Madison Charter Township, Precinct 3 | 416 | | 329 | |
| Medina Township, Precinct 1 | 250 | | 114 | |
| Ogden Township, Precinct 1 | 293 | | 132 | |
| Palmyra Township, Precinct 1 | 548 | | 298 | |
| Raisin Township, Precinct 1 | 799 | | 528 | |
| Raisin Township, Precinct 2 | 519 | | 377 | |
| Raisin Township, Precinct 3 | 578 | | 501 | |
| Ridgeway Township, Precinct 1 | 413 | | 231 | |
| Riga Township, Precinct 1 | 397 | | 183 | |
| Rollin Township, Precinct 1 | 858 | | 501 | |
| Rome Township, Precinct 1 | 537 | | 234 | |
| Seneca Township, Precinct 1 | 256 | | 123 | |
| Tecumseh Township, Precinct 1 | 624 | | 438 | |
| Woodstock Township, Precinct 1 | 643 | | 360 | |
| Woodstock Township, Precinct 2 | 280 | | 167 | |
| Lenawee County Michigan - Total | 21,385 | | 16,708 | |
| **Cumulative** | | | | |
| Cumulative | 0 | | 0 | |
| Cumulative - Total | 0 | | 0 | |
| County - Total | 21,385 | | 16,708 | |

| Precinct | Gregory Scott Stempfle (LIB) | Robert Gale (UST) | Total Votes | Unresolved Write-In |
|---|---|---|---|---|
| Franklin Township, Precinct 1 | 34 | 15 | 1,500 | 1 |
| Hudson Township, Precinct 1 | 10 | 7 | 635 | 0 |
| Macon Township, Precinct 1 | 10 | 13 | 699 | 0 |
| Madison Charter Township, Precinct 1 | 19 | 14 | 790 | 1 |
| Madison Charter Township, Precinct 2 | 8 | 12 | 863 | 0 |
| Madison Charter Township, Precinct 3 | 10 | 4 | 759 | 2 |
| Medina Township, Precinct 1 | 4 | 4 | 372 | 0 |
| Ogden Township, Precinct 1 | 7 | 8 | 440 | 1 |
| Palmyra Township, Precinct 1 | 18 | 15 | 879 | 2 |
| Raisin Township, Precinct 1 | 20 | 19 | 1,366 | 4 |
| Raisin Township, Precinct 2 | 18 | 9 | 923 | 0 |
| Raisin Township, Precinct 3 | 29 | 17 | 1,125 | 2 |
| Ridgeway Township, Precinct 1 | 23 | 17 | 684 | 0 |
| Riga Township, Precinct 1 | 11 | 7 | 598 | 1 |
| Rollin Township, Precinct 1 | 18 | 18 | 1,395 | 1 |
| Rome Township, Precinct 1 | 17 | 14 | 802 | 0 |
| Seneca Township, Precinct 1 | 4 | 2 | 385 | 0 |
| Tecumseh Township, Precinct 1 | 19 | 12 | 1,093 | 1 |
| Woodstock Township, Precinct 1 | 23 | 12 | 1,038 | 0 |
| Woodstock Township, Precinct 2 | 15 | 9 | 471 | 1 |
| Lenawee County Michigan - Total | 812 | 614 | 39,519 | 48 |
| **Cumulative** | | | | |
| Cumulative | 0 | 0 | 0 | 0 |
| Cumulative - Total | 0 | 0 | 0 | 0 |
| County - Total | 812 | 614 | 39,519 | 48 |

# Attorney General (Vote for 1)

| Precinct | Times Cast | Registered Voters | Tom Leonard (REP) | Dana Nessel (DEM) |
|---|---|---|---|---|
| **County** | | | | |
| **Lenawee County Michigan** | | | | |
| City of Adrian, Precinct 1 | 1,048 | 2,289 | 294 | 656 |
| City of Adrian, Precinct 2 | 745 | 2,123 | 238 | 422 |
| City of Adrian, Precinct 3 | 729 | 2,125 | 237 | 414 |
| City of Adrian, Precinct 4 | 1,326 | 2,260 | 535 | 672 |
| City of Adrian, Precinct 5 | 1,153 | 2,371 | 454 | 581 |
| City of Adrian, Precinct 6 | 1,113 | 2,399 | 449 | 547 |
| City of Hudson, Precinct 1 | 718 | 1,531 | 406 | 233 |
| City of Morenci, Precinct 1 | 717 | 1,668 | 421 | 220 |
| City of Tecumseh, Precinct 1 | 1,162 | 1,694 | 529 | 520 |
| City of Tecumseh, Precinct 2 | 1,063 | 1,554 | 508 | 473 |
| City of Tecumseh, Precinct 3 | 978 | 1,644 | 401 | 483 |
| City of Tecumseh, Precinct 4 | 1,067 | 1,728 | 455 | 517 |
| Adrian Township, Precinct 1 | 1,676 | 2,570 | 954 | 611 |
| Adrian Township, Precinct 2 | 1,460 | 2,479 | 727 | 601 |
| Blissfield Township, Precinct 1 | 318 | 489 | 212 | 78 |
| Blissfield Township, Precinct 2 | 1,421 | 2,506 | 760 | 526 |
| Cambridge Township, Precinct 1 | 1,129 | 1,758 | 651 | 357 |
| Cambridge Township, Precinct 2 | 1,014 | 1,570 | 514 | 402 |
| Cambridge Township, Precinct 3 | 828 | 1,240 | 460 | 305 |
| Clinton Township, Precinct 1 | 642 | 963 | 365 | 231 |
| Clinton Township, Precinct 2 | 1,152 | 1,798 | 528 | 507 |
| Deerfield Township, Precinct 1 | 671 | 1,115 | 399 | 205 |
| Dover Township, Precinct 1 | 628 | 1,273 | 394 | 182 |
| Fairfield Township, Precinct 1 | 656 | 1,275 | 393 | 205 |

| Precinct | Lisa Lane Gioia (LIB) | Gerald T. Van Sickle (UST) | Chris Graveline | Total Votes | Unresolved Write-In |
|---|---|---|---|---|---|
| **County** | | | | | |
| **Lenawee County Michigan** | | | | | |
| City of Adrian, Precinct 1 | 21 | 15 | 19 | 1,005 | 2 |
| City of Adrian, Precinct 2 | 20 | 27 | 12 | 719 | 4 |
| City of Adrian, Precinct 3 | 22 | 20 | 10 | 703 | 4 |
| City of Adrian, Precinct 4 | 26 | 21 | 20 | 1,274 | 4 |
| City of Adrian, Precinct 5 | 29 | 29 | 15 | 1,108 | 4 |
| City of Adrian, Precinct 6 | 28 | 30 | 15 | 1,069 | 1 |
| City of Hudson, Precinct 1 | 18 | 22 | 13 | 692 | 1 |
| City of Morenci, Precinct 1 | 15 | 13 | 17 | 686 | 2 |
| City of Tecumseh, Precinct 1 | 29 | 14 | 22 | 1,114 | 1 |
| City of Tecumseh, Precinct 2 | 16 | 11 | 14 | 1,022 | 0 |
| City of Tecumseh, Precinct 3 | 26 | 18 | 26 | 954 | 0 |
| City of Tecumseh, Precinct 4 | 24 | 16 | 10 | 1,022 | 1 |
| Adrian Township, Precinct 1 | 22 | 19 | 12 | 1,618 | 2 |
| Adrian Township, Precinct 2 | 31 | 24 | 19 | 1,402 | 0 |
| Blissfield Township, Precinct 1 | 9 | 3 | 2 | 304 | 1 |
| Blissfield Township, Precinct 2 | 12 | 26 | 20 | 1,344 | 0 |
| Cambridge Township, Precinct 1 | 21 | 29 | 20 | 1,078 | 0 |
| Cambridge Township, Precinct 2 | 25 | 19 | 18 | 978 | 2 |
| Cambridge Township, Precinct 3 | 10 | 11 | 14 | 800 | 0 |
| Clinton Township, Precinct 1 | 9 | 6 | 2 | 613 | 1 |
| Clinton Township, Precinct 2 | 29 | 16 | 21 | 1,101 | 4 |
| Deerfield Township, Precinct 1 | 11 | 12 | 14 | 641 | 2 |
| Dover Township, Precinct 1 | 9 | 12 | 13 | 610 | 0 |
| Fairfield Township, Precinct 1 | 19 | 14 | 4 | 635 | 1 |

| Precinct | Times Cast | Registered Voters |
|---|---|---|
| Franklin Township, Precinct 1 | 1,537 | 2,447 |
| Hudson Township, Precinct 1 | 657 | 1,200 |
| Macon Township, Precinct 1 | 726 | 1,054 |
| Madison Charter Township, Precinct 1 | 819 | 2,005 |
| Madison Charter Township, Precinct 2 | 2,120 | 1,517 |
| Madison Charter Township, Precinct 3 | 784 | 1,283 |
| Medina Township, Precinct 1 | 383 | 871 |
| Ogden Township, Precinct 1 | 453 | 739 |
| Palmyra Township, Precinct 1 | 908 | 1,630 |
| Raisin Township, Precinct 1 | 1,397 | 2,376 |
| Raisin Township, Precinct 2 | 955 | 1,622 |
| Raisin Township, Precinct 3 | 1,165 | 1,886 |
| Ridgeway Township, Precinct 1 | 708 | 1,152 |
| Riga Township, Precinct 1 | 607 | 1,060 |
| Rollin Township, Precinct 1 | 1,445 | 2,474 |
| Rome Township, Precinct 1 | 821 | 1,404 |
| Seneca Township, Precinct 1 | 395 | 839 |
| Tecumseh Township, Precinct 1 | 1,121 | 1,742 |
| Woodstock Township, Precinct 1 | 1,068 | 1,987 |
| Woodstock Township, Precinct 2 | 489 | 979 |
| Lenawee County Michigan - Total | 41,972 | 72,689 |
| **Cumulative** | | |
| Cumulative | 0 | 0 |
| Cumulative - Total | 0 | 0 |
| County - Total | 41,972 | 72,689 |

| Precinct | Tom Leonard (REP) | Dana Nessel (DEM) | |
|---|---|---|---|
| Franklin Township, Precinct 1 | 881 | 524 | |
| Hudson Township, Precinct 1 | 388 | 214 | |
| Macon Township, Precinct 1 | 466 | 206 | |
| Madison Charter Township, Precinct 1 | 370 | 365 | |
| Madison Charter Township, Precinct 2 | 550 | 280 | |
| Madison Charter Township, Precinct 3 | 414 | 311 | |
| Medina Township, Precinct 1 | 249 | 109 | |
| Ogden Township, Precinct 1 | 291 | 126 | |
| Palmyra Township, Precinct 1 | 545 | 285 | |
| Raisin Township, Precinct 1 | 798 | 496 | |
| Raisin Township, Precinct 2 | 527 | 349 | |
| Raisin Township, Precinct 3 | 572 | 479 | |
| Ridgeway Township, Precinct 1 | 422 | 212 | |
| Riga Township, Precinct 1 | 390 | 177 | |
| Rollin Township, Precinct 1 | 856 | 473 | |
| Rome Township, Precinct 1 | 544 | 213 | |
| Seneca Township, Precinct 1 | 253 | 117 | |
| Tecumseh Township, Precinct 1 | 622 | 411 | |
| Woodstock Township, Precinct 1 | 647 | 332 | |
| Woodstock Township, Precinct 2 | 282 | 149 | |
| Lenawee County Michigan - Total | 21,351 | 15,776 | |
| **Cumulative** | | | |
| Cumulative | 0 | 0 | |
| Cumulative - Total | 0 | 0 | |
| County - Total | 21,351 | 15,776 | |

| Precinct | Lisa Lane Gioia (LIB) | Gerald T. Van Sickle (UST) | Chris Graveline | Total Votes | Unresolved Write-In |
|---|---|---|---|---|---|
| Franklin Township, Precinct 1 | 30 | 28 | 19 | 1,482 | 1 |
| Hudson Township, Precinct 1 | 13 | 8 | 7 | 630 | 0 |
| Macon Township, Precinct 1 | 11 | 7 | 6 | 696 | 1 |
| Madison Charter Township, Precinct 1 | 19 | 18 | 12 | 784 | 1 |
| Madison Charter Township, Precinct 2 | 7 | 9 | 11 | 857 | 1 |
| Madison Charter Township, Precinct 3 | 12 | 8 | 6 | 751 | 1 |
| Medina Township, Precinct 1 | 5 | 3 | 3 | 369 | 0 |
| Ogden Township, Precinct 1 | 8 | 8 | 4 | 437 | 1 |
| Palmyra Township, Precinct 1 | 20 | 14 | 9 | 873 | 2 |
| Raisin Township, Precinct 1 | 18 | 23 | 14 | 1,349 | 2 |
| Raisin Township, Precinct 2 | 21 | 10 | 16 | 923 | 1 |
| Raisin Township, Precinct 3 | 23 | 17 | 27 | 1,118 | 2 |
| Ridgeway Township, Precinct 1 | 19 | 12 | 13 | 678 | 0 |
| Riga Township, Precinct 1 | 10 | 4 | 8 | 589 | 1 |
| Rollin Township, Precinct 1 | 20 | 27 | 13 | 1,389 | 2 |
| Rome Township, Precinct 1 | 12 | 21 | 11 | 801 | 0 |
| Seneca Township, Precinct 1 | 4 | 4 | 4 | 382 | 1 |
| Tecumseh Township, Precinct 1 | 21 | 17 | 8 | 1,079 | 1 |
| Woodstock Township, Precinct 1 | 15 | 21 | 13 | 1,028 | 0 |
| Woodstock Township, Precinct 2 | 13 | 13 | 11 | 468 | 1 |
| Lenawee County Michigan - Total | 782 | 699 | 567 | 39,175 | 56 |
| **Cumulative** | | | | | |
| Cumulative | 0 | 0 | 0 | 0 | 0 |
| Cumulative - Total | 0 | 0 | 0 | 0 | 0 |
| County - Total | 782 | 699 | 567 | 39,175 | 56 |

# US Senator (Vote for 1)

| Precinct | Times Cast | Registered Voters | John James (REP) | Debbie Stabenow (DEM) |
|---|---|---|---|---|
| **County** | | | | |
| **Lenawee County Michigan** | | | | |
| City of Adrian, Precinct 1 | 1,048 | 2,289 | 322 | 665 |
| City of Adrian, Precinct 2 | 745 | 2,123 | 253 | 434 |
| City of Adrian, Precinct 3 | 729 | 2,125 | 251 | 433 |
| City of Adrian, Precinct 4 | 1,326 | 2,260 | 554 | 730 |
| City of Adrian, Precinct 5 | 1,153 | 2,371 | 467 | 624 |
| City of Adrian, Precinct 6 | 1,113 | 2,399 | 475 | 583 |
| City of Hudson, Precinct 1 | 718 | 1,531 | 422 | 262 |
| City of Morenci, Precinct 1 | 717 | 1,668 | 427 | 250 |
| City of Tecumseh, Precinct 1 | 1,162 | 1,694 | 561 | 557 |
| City of Tecumseh, Precinct 2 | 1,063 | 1,554 | 522 | 507 |
| City of Tecumseh, Precinct 3 | 978 | 1,644 | 434 | 497 |
| City of Tecumseh, Precinct 4 | 1,067 | 1,728 | 463 | 559 |
| Adrian Township, Precinct 1 | 1,676 | 2,570 | 979 | 642 |
| Adrian Township, Precinct 2 | 1,460 | 2,479 | 765 | 634 |
| Blissfield Township, Precinct 1 | 318 | 489 | 213 | 96 |
| Blissfield Township, Precinct 2 | 1,421 | 2,506 | 776 | 572 |
| Cambridge Township, Precinct 1 | 1,129 | 1,758 | 679 | 407 |
| Cambridge Township, Precinct 2 | 1,014 | 1,570 | 538 | 417 |
| Cambridge Township, Precinct 3 | 828 | 1,240 | 460 | 340 |
| Clinton Township, Precinct 1 | 642 | 963 | 368 | 251 |
| Clinton Township, Precinct 2 | 1,152 | 1,798 | 559 | 544 |
| Deerfield Township, Precinct 1 | 671 | 1,115 | 403 | 228 |
| Dover Township, Precinct 1 | 628 | 1,273 | 394 | 214 |
| Fairfield Township, Precinct 1 | 656 | 1,275 | 410 | 224 |

| Precinct | George E. Huffman III (UST) | Marcia Squier (GRN) | John Howard Wilhelm (NLP) | Total Votes | Unresolved Write-In |
|---|---|---|---|---|---|
| **County** | | | | | |
| **Lenawee County Michigan** | | | | | |
| City of Adrian, Precinct 1 | 14 | 17 | 4 | 1,022 | 5 |
| City of Adrian, Precinct 2 | 10 | 16 | 8 | 721 | 4 |
| City of Adrian, Precinct 3 | 8 | 15 | 2 | 709 | 2 |
| City of Adrian, Precinct 4 | 0 | 9 | 6 | 1,299 | 3 |
| City of Adrian, Precinct 5 | 15 | 19 | 5 | 1,130 | 2 |
| City of Adrian, Precinct 6 | 14 | 14 | 8 | 1,094 | 0 |
| City of Hudson, Precinct 1 | 9 | 6 | 8 | 707 | 1 |
| City of Morenci, Precinct 1 | 4 | 12 | 2 | 695 | 3 |
| City of Tecumseh, Precinct 1 | 9 | 11 | 2 | 1,140 | 1 |
| City of Tecumseh, Precinct 2 | 8 | 11 | 0 | 1,048 | 0 |
| City of Tecumseh, Precinct 3 | 9 | 13 | 9 | 962 | 0 |
| City of Tecumseh, Precinct 4 | 9 | 12 | 8 | 1,051 | 1 |
| Adrian Township, Precinct 1 | 12 | 10 | 8 | 1,651 | 1 |
| Adrian Township, Precinct 2 | 12 | 14 | 4 | 1,429 | 1 |
| Blissfield Township, Precinct 1 | 3 | 2 | 0 | 314 | 0 |
| Blissfield Township, Precinct 2 | 7 | 14 | 8 | 1,377 | 0 |
| Cambridge Township, Precinct 1 | 7 | 6 | 3 | 1,102 | 0 |
| Cambridge Township, Precinct 2 | 10 | 16 | 8 | 989 | 3 |
| Cambridge Township, Precinct 3 | 4 | 9 | 2 | 815 | 0 |
| Clinton Township, Precinct 1 | 3 | 6 | 1 | 629 | 2 |
| Clinton Township, Precinct 2 | 7 | 10 | 9 | 1,129 | 2 |
| Deerfield Township, Precinct 1 | 13 | 5 | 4 | 653 | 1 |
| Dover Township, Precinct 1 | 1 | 6 | 3 | 618 | 0 |
| Fairfield Township, Precinct 1 | 4 | 5 | 1 | 644 | 0 |

| Precinct | Times Cast | Registered Voters |
|---|---|---|
| Franklin Township, Precinct 1 | 1,537 | 2,447 |
| Hudson Township, Precinct 1 | 657 | 1,200 |
| Macon Township, Precinct 1 | 726 | 1,054 |
| Madison Charter Township, Precinct 1 | 819 | 2,005 |
| Madison Charter Township, Precinct 2 | 2,120 | 1,517 |
| Madison Charter Township, Precinct 3 | 784 | 1,283 |
| Medina Township, Precinct 1 | 383 | 871 |
| Ogden Township, Precinct 1 | 453 | 739 |
| Palmyra Township, Precinct 1 | 908 | 1,630 |
| Raisin Township, Precinct 1 | 1,397 | 2,376 |
| Raisin Township, Precinct 2 | 955 | 1,622 |
| Raisin Township, Precinct 3 | 1,165 | 1,886 |
| Ridgeway Township, Precinct 1 | 708 | 1,152 |
| Riga Township, Precinct 1 | 607 | 1,060 |
| Rollin Township, Precinct 1 | 1,445 | 2,474 |
| Rome Township, Precinct 1 | 821 | 1,404 |
| Seneca Township, Precinct 1 | 395 | 839 |
| Tecumseh Township, Precinct 1 | 1,121 | 1,742 |
| Woodstock Township, Precinct 1 | 1,068 | 1,987 |
| Woodstock Township, Precinct 2 | 489 | 979 |
| Lenawee County Michigan - Total | 41,972 | 72,689 |
| **Cumulative** | | |
| Cumulative | 0 | 0 |
| Cumulative - Total | 0 | 0 |
| County - Total | 41,972 | 72,689 |

| Precinct | John James (REP) | Debbie Stabenow (DEM) |
|---|---|---|
| Franklin Township, Precinct 1 | 910 | 577 |
| Hudson Township, Precinct 1 | 404 | 227 |
| Macon Township, Precinct 1 | 470 | 231 |
| Madison Charter Township, Precinct 1 | 384 | 398 |
| Madison Charter Township, Precinct 2 | 562 | 301 |
| Madison Charter Township, Precinct 3 | 424 | 339 |
| Medina Township, Precinct 1 | 251 | 126 |
| Ogden Township, Precinct 1 | 298 | 140 |
| Palmyra Township, Precinct 1 | 563 | 313 |
| Raisin Township, Precinct 1 | 823 | 517 |
| Raisin Township, Precinct 2 | 541 | 381 |
| Raisin Township, Precinct 3 | 590 | 522 |
| Ridgeway Township, Precinct 1 | 438 | 238 |
| Riga Township, Precinct 1 | 381 | 210 |
| Rollin Township, Precinct 1 | 862 | 529 |
| Rome Township, Precinct 1 | 554 | 237 |
| Seneca Township, Precinct 1 | 255 | 128 |
| Tecumseh Township, Precinct 1 | 620 | 465 |
| Woodstock Township, Precinct 1 | 662 | 366 |
| Woodstock Township, Precinct 2 | 294 | 169 |
| Lenawee County Michigan - Total | 21,981 | 17,084 |
| **Cumulative** | | |
| Cumulative | 0 | 0 |
| Cumulative - Total | 0 | 0 |
| County - Total | 21,981 | 17,084 |

| Precinct | George E. Huffman III (UST) | Marcia Squier (GRN) | John Howard Wilhelm (NLP) | Total Votes | Unresolved Write-In |
|---|---|---|---|---|---|
| Franklin Township, Precinct 1 | 9 | 12 | 11 | 1,519 | 1 |
| Hudson Township, Precinct 1 | 3 | 6 | 4 | 644 | 1 |
| Macon Township, Precinct 1 | 4 | 4 | 3 | 712 | 1 |
| Madison Charter Township, Precinct 1 | 6 | 7 | 1 | 796 | 1 |
| Madison Charter Township, Precinct 2 | 1 | 9 | 4 | 877 | 1 |
| Madison Charter Township, Precinct 3 | 2 | 2 | 4 | 771 | 0 |
| Medina Township, Precinct 1 | 1 | 1 | 0 | 379 | 0 |
| Ogden Township, Precinct 1 | 1 | 6 | 0 | 445 | 1 |
| Palmyra Township, Precinct 1 | 9 | 7 | 2 | 894 | 1 |
| Raisin Township, Precinct 1 | 15 | 11 | 5 | 1,371 | 3 |
| Raisin Township, Precinct 2 | 8 | 11 | 4 | 945 | 0 |
| Raisin Township, Precinct 3 | 7 | 14 | 7 | 1,140 | 1 |
| Ridgeway Township, Precinct 1 | 5 | 7 | 5 | 693 | 2 |
| Riga Township, Precinct 1 | 4 | 2 | 1 | 598 | 0 |
| Rollin Township, Precinct 1 | 6 | 12 | 4 | 1,413 | 1 |
| Rome Township, Precinct 1 | 8 | 7 | 4 | 810 | 0 |
| Seneca Township, Precinct 1 | 2 | 2 | 2 | 389 | 1 |
| Tecumseh Township, Precinct 1 | 11 | 12 | 2 | 1,110 | 0 |
| Woodstock Township, Precinct 1 | 11 | 6 | 4 | 1,049 | 1 |
| Woodstock Township, Precinct 2 | 3 | 8 | 3 | 477 | 1 |
| Lenawee County Michigan - Total | 308 | 404 | 183 | 39,960 | 49 |
| **Cumulative** | | | | | |
| Cumulative | 0 | 0 | 0 | 0 | 0 |
| Cumulative - Total | 0 | 0 | 0 | 0 | 0 |
| County - Total | 308 | 404 | 183 | 39,960 | 49 |

# Rep in Congress 7 (Vote for 1)

| Precinct | Times Cast | Registered Voters | Tim Walberg (REP) | Gretchen Driskell (DEM) | Total Votes |
|---|---|---|---|---|---|
| **County** | | | | | |
| **Lenawee County Michigan** | | | | | |
| City of Adrian, Precinct 1 | 1,048 | 2,289 | 331 | 686 | 1,017 |
| City of Adrian, Precinct 2 | 745 | 2,123 | 260 | 456 | 716 |
| City of Adrian, Precinct 3 | 729 | 2,125 | 251 | 454 | 705 |
| City of Adrian, Precinct 4 | 1,326 | 2,260 | 529 | 775 | 1,304 |
| City of Adrian, Precinct 5 | 1,153 | 2,371 | 469 | 652 | 1,121 |
| City of Adrian, Precinct 6 | 1,113 | 2,399 | 463 | 626 | 1,089 |
| City of Hudson, Precinct 1 | 718 | 1,531 | 424 | 275 | 699 |
| City of Morenci, Precinct 1 | 717 | 1,668 | 420 | 276 | 696 |
| City of Tecumseh, Precinct 1 | 1,162 | 1,694 | 544 | 592 | 1,136 |
| City of Tecumseh, Precinct 2 | 1,063 | 1,554 | 522 | 519 | 1,041 |
| City of Tecumseh, Precinct 3 | 978 | 1,644 | 440 | 521 | 961 |
| City of Tecumseh, Precinct 4 | 1,067 | 1,728 | 465 | 579 | 1,044 |
| Adrian Township, Precinct 1 | 1,676 | 2,570 | 989 | 663 | 1,652 |
| Adrian Township, Precinct 2 | 1,460 | 2,479 | 736 | 687 | 1,423 |
| Blissfield Township, Precinct 1 | 318 | 489 | 211 | 97 | 308 |
| Blissfield Township, Precinct 2 | 1,421 | 2,506 | 774 | 607 | 1,381 |
| Cambridge Township, Precinct 1 | 1,129 | 1,758 | 678 | 425 | 1,103 |
| Cambridge Township, Precinct 2 | 1,014 | 1,570 | 548 | 440 | 988 |
| Cambridge Township, Precinct 3 | 828 | 1,240 | 468 | 342 | 810 |
| Clinton Township, Precinct 1 | 642 | 963 | 366 | 265 | 631 |
| Clinton Township, Precinct 2 | 1,152 | 1,798 | 566 | 559 | 1,125 |
| Deerfield Township, Precinct 1 | 671 | 1,115 | 411 | 243 | 654 |
| Dover Township, Precinct 1 | 628 | 1,273 | 397 | 222 | 619 |
| Fairfield Township, Precinct 1 | 656 | 1,275 | 402 | 233 | 635 |

| Precinct | Unresolved Write-In |
|---|---|
| **County** | |
| **Lenawee County Michigan** | |
| City of Adrian, Precinct 1 | 8 |
| City of Adrian, Precinct 2 | 6 |
| City of Adrian, Precinct 3 | 4 |
| City of Adrian, Precinct 4 | 3 |
| City of Adrian, Precinct 5 | 5 |
| City of Adrian, Precinct 6 | 1 |
| City of Hudson, Precinct 1 | 4 |
| City of Morenci, Precinct 1 | 5 |
| City of Tecumseh, Precinct 1 | 2 |
| City of Tecumseh, Precinct 2 | 1 |
| City of Tecumseh, Precinct 3 | 0 |
| City of Tecumseh, Precinct 4 | 0 |
| Adrian Township, Precinct 1 | 1 |
| Adrian Township, Precinct 2 | 3 |
| Blissfield Township, Precinct 1 | 0 |
| Blissfield Township, Precinct 2 | 0 |
| Cambridge Township, Precinct 1 | 2 |
| Cambridge Township, Precinct 2 | 5 |
| Cambridge Township, Precinct 3 | 1 |
| Clinton Township, Precinct 1 | 1 |
| Clinton Township, Precinct 2 | 1 |
| Deerfield Township, Precinct 1 | 1 |
| Dover Township, Precinct 1 | 0 |
| Fairfield Township, Precinct 1 | 4 |

| Precinct | Times Cast | Registered Voters |
|---|---|---|
| Franklin Township, Precinct 1 | 1,537 | 2,447 |
| Hudson Township, Precinct 1 | 657 | 1,200 |
| Macon Township, Precinct 1 | 726 | 1,054 |
| Madison Charter Township, Precinct 1 | 819 | 2,005 |
| Madison Charter Township, Precinct 2 | 2,120 | 1,517 |
| Madison Charter Township, Precinct 3 | 784 | 1,283 |
| Medina Township, Precinct 1 | 383 | 871 |
| Ogden Township, Precinct 1 | 453 | 739 |
| Palmyra Township, Precinct 1 | 908 | 1,630 |
| Raisin Township, Precinct 1 | 1,397 | 2,376 |
| Raisin Township, Precinct 2 | 955 | 1,622 |
| Raisin Township, Precinct 3 | 1,165 | 1,886 |
| Ridgeway Township, Precinct 1 | 708 | 1,152 |
| Riga Township, Precinct 1 | 607 | 1,060 |
| Rollin Township, Precinct 1 | 1,445 | 2,474 |
| Rome Township, Precinct 1 | 821 | 1,404 |
| Seneca Township, Precinct 1 | 395 | 839 |
| Tecumseh Township, Precinct 1 | 1,121 | 1,742 |
| Woodstock Township, Precinct 1 | 1,068 | 1,987 |
| Woodstock Township, Precinct 2 | 489 | 979 |
| Lenawee County Michigan - Total | 41,972 | 72,689 |
| **Cumulative** | | |
| Cumulative | 0 | 0 |
| Cumulative - Total | 0 | 0 |
| County - Total | 41,972 | 72,689 |

| Precinct | Tim Walberg (REP) | Gretchen Driskell (DEM) | Total Votes |
|---|---|---|---|
| Franklin Township, Precinct 1 | 902 | 604 | 1,506 |
| Hudson Township, Precinct 1 | 403 | 244 | 647 |
| Macon Township, Precinct 1 | 463 | 242 | 705 |
| Madison Charter Township, Precinct 1 | 378 | 411 | 789 |
| Madison Charter Township, Precinct 2 | 562 | 311 | 873 |
| Madison Charter Township, Precinct 3 | 413 | 352 | 765 |
| Medina Township, Precinct 1 | 255 | 122 | 377 |
| Ogden Township, Precinct 1 | 299 | 145 | 444 |
| Palmyra Township, Precinct 1 | 563 | 324 | 887 |
| Raisin Township, Precinct 1 | 800 | 570 | 1,370 |
| Raisin Township, Precinct 2 | 520 | 414 | 934 |
| Raisin Township, Precinct 3 | 596 | 532 | 1,128 |
| Ridgeway Township, Precinct 1 | 441 | 246 | 687 |
| Riga Township, Precinct 1 | 385 | 213 | 598 |
| Rollin Township, Precinct 1 | 880 | 525 | 1,405 |
| Rome Township, Precinct 1 | 547 | 255 | 802 |
| Seneca Township, Precinct 1 | 260 | 132 | 392 |
| Tecumseh Township, Precinct 1 | 623 | 475 | 1,098 |
| Woodstock Township, Precinct 1 | 652 | 397 | 1,049 |
| Woodstock Township, Precinct 2 | 302 | 178 | 480 |
| Lenawee County Michigan - Total | 21,908 | 17,886 | 39,794 |
| **Cumulative** | | | |
| Cumulative | 0 | 0 | 0 |
| Cumulative - Total | 0 | 0 | 0 |
| County - Total | 21,908 | 17,886 | 39,794 |

| Precinct | Unresolved Write-In |
|---|---|
| Franklin Township, Precinct 1 | 3 |
| Hudson Township, Precinct 1 | 1 |
| Macon Township, Precinct 1 | 2 |
| Madison Charter Township, Precinct 1 | 2 |
| Madison Charter Township, Precinct 2 | 0 |
| Madison Charter Township, Precinct 3 | 2 |
| Medina Township, Precinct 1 | 0 |
| Ogden Township, Precinct 1 | 0 |
| Palmyra Township, Precinct 1 | 3 |
| Raisin Township, Precinct 1 | 5 |
| Raisin Township, Precinct 2 | 1 |
| Raisin Township, Precinct 3 | 2 |
| Ridgeway Township, Precinct 1 | 5 |
| Riga Township, Precinct 1 | 0 |
| Rollin Township, Precinct 1 | 7 |
| Rome Township, Precinct 1 | 3 |
| Seneca Township, Precinct 1 | 0 |
| Tecumseh Township, Precinct 1 | 3 |
| Woodstock Township, Precinct 1 | 1 |
| Woodstock Township, Precinct 2 | 1 |
| Lenawee County Michigan - Total | 99 |
| **Cumulative** | |
| Cumulative | 0 |
| Cumulative - Total | 0 |
| County - Total | 99 |

# St Senator 17 (Vote for 1)

| Precinct | Times Cast | Registered Voters |
|---|---|---|
| **County** | | |
| **Lenawee County Michigan** | | |
| City of Adrian, Precinct 1 | 1,048 | 2,289 |
| City of Adrian, Precinct 2 | 745 | 2,123 |
| City of Adrian, Precinct 3 | 729 | 2,125 |
| City of Adrian, Precinct 4 | 1,326 | 2,260 |
| City of Adrian, Precinct 5 | 1,153 | 2,371 |
| City of Adrian, Precinct 6 | 1,113 | 2,399 |
| City of Hudson, Precinct 1 | 718 | 1,531 |
| City of Morenci, Precinct 1 | 717 | 1,668 |
| City of Tecumseh, Precinct 1 | 1,162 | 1,694 |
| City of Tecumseh, Precinct 2 | 1,063 | 1,554 |
| City of Tecumseh, Precinct 3 | 978 | 1,644 |
| City of Tecumseh, Precinct 4 | 1,067 | 1,728 |
| Adrian Township, Precinct 1 | 1,676 | 2,570 |
| Adrian Township, Precinct 2 | 1,460 | 2,479 |
| Blissfield Township, Precinct 1 | 318 | 489 |
| Blissfield Township, Precinct 2 | 1,421 | 2,506 |
| Cambridge Township, Precinct 1 | 1,129 | 1,758 |
| Cambridge Township, Precinct 2 | 1,014 | 1,570 |
| Cambridge Township, Precinct 3 | 828 | 1,240 |
| Clinton Township, Precinct 1 | 642 | 963 |
| Clinton Township, Precinct 2 | 1,152 | 1,798 |
| Deerfield Township, Precinct 1 | 671 | 1,115 |
| Dover Township, Precinct 1 | 628 | 1,273 |
| Fairfield Township, Precinct 1 | 656 | 1,275 |

| Precinct | Dale W. Zorn (REP) | Bill LaVoy (DEM) |
|---|---|---|
| **County** | | |
| **Lenawee County Michigan** | | |
| City of Adrian, Precinct 1 | 336 | 633 |
| City of Adrian, Precinct 2 | 255 | 408 |
| City of Adrian, Precinct 3 | 266 | 400 |
| City of Adrian, Precinct 4 | 591 | 661 |
| City of Adrian, Precinct 5 | 519 | 563 |
| City of Adrian, Precinct 6 | 496 | 547 |
| City of Hudson, Precinct 1 | 427 | 240 |
| City of Morenci, Precinct 1 | 425 | 235 |
| City of Tecumseh, Precinct 1 | 556 | 493 |
| City of Tecumseh, Precinct 2 | 552 | 454 |
| City of Tecumseh, Precinct 3 | 443 | 455 |
| City of Tecumseh, Precinct 4 | 502 | 492 |
| Adrian Township, Precinct 1 | 1,039 | 552 |
| Adrian Township, Precinct 2 | 786 | 588 |
| Blissfield Township, Precinct 1 | 218 | 82 |
| Blissfield Township, Precinct 2 | 842 | 489 |
| Cambridge Township, Precinct 1 | 694 | 350 |
| Cambridge Township, Precinct 2 | 549 | 378 |
| Cambridge Township, Precinct 3 | 489 | 292 |
| Clinton Township, Precinct 1 | 383 | 214 |
| Clinton Township, Precinct 2 | 572 | 488 |
| Deerfield Township, Precinct 1 | 437 | 199 |
| Dover Township, Precinct 1 | 423 | 176 |
| Fairfield Township, Precinct 1 | 419 | 197 |

| Precinct | Chad McNamara (LIB) | Total Votes | Unresolved Write-In |
|---|---|---|---|
| **County** | | | |
| **Lenawee County Michigan** | | | |
| City of Adrian, Precinct 1 | 31 | 1,000 | 3 |
| City of Adrian, Precinct 2 | 41 | 704 | 4 |
| City of Adrian, Precinct 3 | 35 | 701 | 3 |
| City of Adrian, Precinct 4 | 30 | 1,282 | 3 |
| City of Adrian, Precinct 5 | 35 | 1,117 | 3 |
| City of Adrian, Precinct 6 | 29 | 1,072 | 1 |
| City of Hudson, Precinct 1 | 32 | 699 | 2 |
| City of Morenci, Precinct 1 | 28 | 688 | 4 |
| City of Tecumseh, Precinct 1 | 46 | 1,095 | 1 |
| City of Tecumseh, Precinct 2 | 24 | 1,030 | 1 |
| City of Tecumseh, Precinct 3 | 51 | 949 | 0 |
| City of Tecumseh, Precinct 4 | 37 | 1,031 | 2 |
| Adrian Township, Precinct 1 | 39 | 1,630 | 1 |
| Adrian Township, Precinct 2 | 39 | 1,413 | 1 |
| Blissfield Township, Precinct 1 | 8 | 308 | 0 |
| Blissfield Township, Precinct 2 | 36 | 1,367 | 0 |
| Cambridge Township, Precinct 1 | 34 | 1,078 | 3 |
| Cambridge Township, Precinct 2 | 45 | 972 | 2 |
| Cambridge Township, Precinct 3 | 14 | 795 | 1 |
| Clinton Township, Precinct 1 | 19 | 616 | 1 |
| Clinton Township, Precinct 2 | 41 | 1,101 | 4 |
| Deerfield Township, Precinct 1 | 12 | 648 | 1 |
| Dover Township, Precinct 1 | 18 | 617 | 0 |
| Fairfield Township, Precinct 1 | 20 | 636 | 1 |

| Precinct | Times Cast | Registered Voters |
|---|---|---|
| Franklin Township, Precinct 1 | 1,537 | 2,447 |
| Hudson Township, Precinct 1 | 657 | 1,200 |
| Macon Township, Precinct 1 | 726 | 1,054 |
| Madison Charter Township, Precinct 1 | 819 | 2,005 |
| Madison Charter Township, Precinct 2 | 2,120 | 1,517 |
| Madison Charter Township, Precinct 3 | 784 | 1,283 |
| Medina Township, Precinct 1 | 383 | 871 |
| Ogden Township, Precinct 1 | 453 | 739 |
| Palmyra Township, Precinct 1 | 908 | 1,630 |
| Raisin Township, Precinct 1 | 1,397 | 2,376 |
| Raisin Township, Precinct 2 | 955 | 1,622 |
| Raisin Township, Precinct 3 | 1,165 | 1,886 |
| Ridgeway Township, Precinct 1 | 708 | 1,152 |
| Riga Township, Precinct 1 | 607 | 1,060 |
| Rollin Township, Precinct 1 | 1,445 | 2,474 |
| Rome Township, Precinct 1 | 821 | 1,404 |
| Seneca Township, Precinct 1 | 395 | 839 |
| Tecumseh Township, Precinct 1 | 1,121 | 1,742 |
| Woodstock Township, Precinct 1 | 1,068 | 1,987 |
| Woodstock Township, Precinct 2 | 489 | 979 |
| Lenawee County Michigan - Total | 41,972 | 72,689 |
| **Cumulative** | | |
| Cumulative | 0 | 0 |
| Cumulative - Total | 0 | 0 |
| County - Total | 41,972 | 72,689 |

| Precinct | Dale W. Zorn (REP) | | Bill LaVoy (DEM) | |
|---|---|---|---|---|
| Franklin Township, Precinct 1 | 937 | | 500 | |
| Hudson Township, Precinct 1 | 406 | | 212 | |
| Macon Township, Precinct 1 | 477 | | 209 | |
| Madison Charter Township, Precinct 1 | 395 | | 366 | |
| Madison Charter Township, Precinct 2 | 580 | | 271 | |
| Madison Charter Township, Precinct 3 | 433 | | 304 | |
| Medina Township, Precinct 1 | 266 | | 104 | |
| Ogden Township, Precinct 1 | 302 | | 123 | |
| Palmyra Township, Precinct 1 | 587 | | 272 | |
| Raisin Township, Precinct 1 | 845 | | 476 | |
| Raisin Township, Precinct 2 | 549 | | 342 | |
| Raisin Township, Precinct 3 | 612 | | 475 | |
| Ridgeway Township, Precinct 1 | 454 | | 199 | |
| Riga Township, Precinct 1 | 405 | | 172 | |
| Rollin Township, Precinct 1 | 926 | | 441 | |
| Rome Township, Precinct 1 | 581 | | 202 | |
| Seneca Township, Precinct 1 | 268 | | 114 | |
| Tecumseh Township, Precinct 1 | 666 | | 394 | |
| Woodstock Township, Precinct 1 | 655 | | 338 | |
| Woodstock Township, Precinct 2 | 297 | | 139 | |
| Lenawee County Michigan - Total | 22,860 | | 15,239 | |
| **Cumulative** | | | | |
| Cumulative | 0 | | 0 | |
| Cumulative - Total | 0 | | 0 | |
| County - Total | 22,860 | | 15,239 | |

| Precinct | Chad McNamara (LIB) | Total Votes | Unresolved Write-In |
|---|---|---|---|
| Franklin Township, Precinct 1 | 54 | 1,491 | 2 |
| Hudson Township, Precinct 1 | 19 | 637 | 1 |
| Macon Township, Precinct 1 | 17 | 703 | 1 |
| Madison Charter Township, Precinct 1 | 25 | 786 | 1 |
| Madison Charter Township, Precinct 2 | 18 | 869 | 0 |
| Madison Charter Township, Precinct 3 | 19 | 756 | 0 |
| Medina Township, Precinct 1 | 3 | 373 | 0 |
| Ogden Township, Precinct 1 | 15 | 440 | 2 |
| Palmyra Township, Precinct 1 | 31 | 890 | 3 |
| Raisin Township, Precinct 1 | 37 | 1,358 | 2 |
| Raisin Township, Precinct 2 | 28 | 919 | 0 |
| Raisin Township, Precinct 3 | 28 | 1,115 | 0 |
| Ridgeway Township, Precinct 1 | 30 | 683 | 1 |
| Riga Township, Precinct 1 | 18 | 595 | 0 |
| Rollin Township, Precinct 1 | 27 | 1,394 | 3 |
| Rome Township, Precinct 1 | 17 | 800 | 0 |
| Seneca Township, Precinct 1 | 6 | 388 | 0 |
| Tecumseh Township, Precinct 1 | 24 | 1,084 | 2 |
| Woodstock Township, Precinct 1 | 26 | 1,019 | 2 |
| Woodstock Township, Precinct 2 | 26 | 462 | 1 |
| Lenawee County Michigan - Total | 1,212 | 39,311 | 63 |
| **Cumulative** | | | |
| Cumulative | 0 | 0 | 0 |
| Cumulative - Total | 0 | 0 | 0 |
| County - Total | 1,212 | 39,311 | 63 |

# Representative 57 (Vote for 1)

| Precinct | Times Cast | Registered Voters | Bronna Kahle (REP) | Amber Pedersen (DEM) | Total Votes |
|---|---|---|---|---|---|
| **County** | | | | | |
| **Lenawee County Michigan** | | | | | |
| City of Adrian, Precinct 1 | 1,048 | 2,289 | 408 | 591 | 999 |
| City of Adrian, Precinct 2 | 745 | 2,123 | 307 | 397 | 704 |
| City of Adrian, Precinct 3 | 729 | 2,125 | 315 | 380 | 695 |
| City of Adrian, Precinct 4 | 1,326 | 2,260 | 695 | 589 | 1,284 |
| City of Adrian, Precinct 5 | 1,153 | 2,371 | 579 | 535 | 1,114 |
| City of Adrian, Precinct 6 | 1,113 | 2,399 | 587 | 492 | 1,079 |
| City of Hudson, Precinct 1 | 718 | 1,531 | 476 | 226 | 702 |
| City of Morenci, Precinct 1 | 717 | 1,668 | 463 | 229 | 692 |
| City of Tecumseh, Precinct 1 | 1,162 | 1,694 | 621 | 475 | 1,096 |
| City of Tecumseh, Precinct 2 | 1,063 | 1,554 | 582 | 437 | 1,019 |
| City of Tecumseh, Precinct 3 | 978 | 1,644 | 466 | 483 | 949 |
| City of Tecumseh, Precinct 4 | 1,067 | 1,728 | 520 | 503 | 1,023 |
| Adrian Township, Precinct 1 | 1,676 | 2,570 | 1,128 | 503 | 1,631 |
| Adrian Township, Precinct 2 | 1,460 | 2,479 | 890 | 526 | 1,416 |
| Blissfield Township, Precinct 1 | 318 | 489 | 246 | 65 | 311 |
| Blissfield Township, Precinct 2 | 1,421 | 2,506 | 908 | 456 | 1,364 |
| Clinton Township, Precinct 1 | 642 | 963 | 391 | 218 | 609 |
| Clinton Township, Precinct 2 | 1,152 | 1,798 | 626 | 477 | 1,103 |
| Deerfield Township, Precinct 1 | 671 | 1,115 | 446 | 192 | 638 |
| Dover Township, Precinct 1 | 628 | 1,273 | 451 | 158 | 609 |
| Fairfield Township, Precinct 1 | 656 | 1,275 | 459 | 188 | 647 |
| Franklin Township, Precinct 1 | 1,537 | 2,447 | 1,004 | 488 | 1,492 |
| Hudson Township, Precinct 1 | 657 | 1,200 | 426 | 209 | 635 |
| Macon Township, Precinct 1 | 726 | 1,054 | 505 | 193 | 698 |
| Madison Charter Township, Precinct 1 | 819 | 2,005 | 455 | 337 | 792 |

| Precinct | Unresolved Write-In |
|---|---|
| **County** | |
| **Lenawee County Michigan** | |
| City of Adrian, Precinct 1 | 6 |
| City of Adrian, Precinct 2 | 4 |
| City of Adrian, Precinct 3 | 9 |
| City of Adrian, Precinct 4 | 5 |
| City of Adrian, Precinct 5 | 5 |
| City of Adrian, Precinct 6 | 1 |
| City of Hudson, Precinct 1 | 2 |
| City of Morenci, Precinct 1 | 0 |
| City of Tecumseh, Precinct 1 | 2 |
| City of Tecumseh, Precinct 2 | 4 |
| City of Tecumseh, Precinct 3 | 0 |
| City of Tecumseh, Precinct 4 | 1 |
| Adrian Township, Precinct 1 | 2 |
| Adrian Township, Precinct 2 | 4 |
| Blissfield Township, Precinct 1 | 0 |
| Blissfield Township, Precinct 2 | 2 |
| Clinton Township, Precinct 1 | 1 |
| Clinton Township, Precinct 2 | 4 |
| Deerfield Township, Precinct 1 | 0 |
| Dover Township, Precinct 1 | 1 |
| Fairfield Township, Precinct 1 | 1 |
| Franklin Township, Precinct 1 | 3 |
| Hudson Township, Precinct 1 | 2 |
| Macon Township, Precinct 1 | 4 |
| Madison Charter Township, Precinct 1 | 1 |

| Precinct | Times Cast | Registered Voters |
|---|---|---|
| Madison Charter Township, Precinct 2 | 2,120 | 1,517 |
| Madison Charter Township, Precinct 3 | 784 | 1,283 |
| Medina Township, Precinct 1 | 383 | 871 |
| Ogden Township, Precinct 1 | 453 | 739 |
| Palmyra Township, Precinct 1 | 908 | 1,630 |
| Raisin Township, Precinct 1 | 1,397 | 2,376 |
| Raisin Township, Precinct 2 | 955 | 1,622 |
| Raisin Township, Precinct 3 | 1,165 | 1,886 |
| Ridgeway Township, Precinct 1 | 708 | 1,152 |
| Riga Township, Precinct 1 | 607 | 1,060 |
| Rollin Township, Precinct 1 | 1,445 | 2,474 |
| Rome Township, Precinct 1 | 821 | 1,404 |
| Seneca Township, Precinct 1 | 395 | 839 |
| Tecumseh Township, Precinct 1 | 1,121 | 1,742 |
| Woodstock Township, Precinct 1 | 1,068 | 1,987 |
| Woodstock Township, Precinct 2 | 489 | 979 |
| Lenawee County Michigan - Total | 39,001 | 68,121 |
| **Cumulative** | | |
| Cumulative | 0 | 0 |
| Cumulative - Total | 0 | 0 |
| County - Total | 39,001 | 68,121 |

| Precinct | Bronna Kahle (REP) | Amber Pedersen (DEM) | Total Votes |
|---|---|---|---|
| Madison Charter Township, Precinct 2 | 637 | 233 | 870 |
| Madison Charter Township, Precinct 3 | 478 | 279 | 757 |
| Medina Township, Precinct 1 | 275 | 94 | 369 |
| Ogden Township, Precinct 1 | 315 | 124 | 439 |
| Palmyra Township, Precinct 1 | 635 | 251 | 886 |
| Raisin Township, Precinct 1 | 888 | 472 | 1,360 |
| Raisin Township, Precinct 2 | 615 | 308 | 923 |
| Raisin Township, Precinct 3 | 677 | 443 | 1,120 |
| Ridgeway Township, Precinct 1 | 480 | 201 | 681 |
| Riga Township, Precinct 1 | 421 | 166 | 587 |
| Rollin Township, Precinct 1 | 974 | 415 | 1,389 |
| Rome Township, Precinct 1 | 604 | 191 | 795 |
| Seneca Township, Precinct 1 | 281 | 107 | 388 |
| Tecumseh Township, Precinct 1 | 702 | 377 | 1,079 |
| Woodstock Township, Precinct 1 | 701 | 323 | 1,024 |
| Woodstock Township, Precinct 2 | 299 | 161 | 460 |
| Lenawee County Michigan - Total | 22,936 | 13,492 | 36,428 |
| **Cumulative** | | | |
| Cumulative | 0 | 0 | 0 |
| Cumulative - Total | 0 | 0 | 0 |
| County - Total | 22,936 | 13,492 | 36,428 |

| Precinct | Unresolved Write-In |
|---|---|
| Madison Charter Township, Precinct 2 | 0 |
| Madison Charter Township, Precinct 3 | 2 |
| Medina Township, Precinct 1 | 3 |
| Ogden Township, Precinct 1 | 1 |
| Palmyra Township, Precinct 1 | 3 |
| Raisin Township, Precinct 1 | 7 |
| Raisin Township, Precinct 2 | 0 |
| Raisin Township, Precinct 3 | 2 |
| Ridgeway Township, Precinct 1 | 3 |
| Riga Township, Precinct 1 | 2 |
| Rollin Township, Precinct 1 | 4 |
| Rome Township, Precinct 1 | 3 |
| Seneca Township, Precinct 1 | 1 |
| Tecumseh Township, Precinct 1 | 1 |
| Woodstock Township, Precinct 1 | 1 |
| Woodstock Township, Precinct 2 | 1 |
| Lenawee County Michigan - Total | 98 |
| **Cumulative** | |
| Cumulative | 0 |
| Cumulative - Total | 0 |
| County - Total | 98 |

# Representative 65 (Vote for 1)

| Precinct | Times Cast | Registered Voters |
|---|---|---|
| **County** | | |
| **Lenawee County Michigan** | | |
| Cambridge Township, Precinct 1 | 1,129 | 1,758 |
| Cambridge Township, Precinct 2 | 1,014 | 1,570 |
| Cambridge Township, Precinct 3 | 828 | 1,240 |
| Lenawee County Michigan - Total | 2,971 | 4,568 |
| **Cumulative** | | |
| Cumulative | 0 | 0 |
| Cumulative - Total | 0 | 0 |
| County - Total | 2,971 | 4,568 |

| Precinct | Sarah Lightner (REP) | Terri McKinnon (DEM) |
|---|---|---|
| **County** | | |
| **Lenawee County Michigan** | | |
| Cambridge Township, Precinct 1 | 673 | 351 |
| Cambridge Township, Precinct 2 | 525 | 384 |
| Cambridge Township, Precinct 3 | 463 | 301 |
| Lenawee County Michigan - Total | 1,661 | 1,036 |
| **Cumulative** | | |
| Cumulative | 0 | 0 |
| Cumulative - Total | 0 | 0 |
| County - Total | 1,661 | 1,036 |

| Precinct | Jason B. Rees (LIB) | | Total Votes | Unresolved Write-In |
|---|---|---|---|---|
| **County** | | | | |
| **Lenawee County Michigan** | | | | |
| Cambridge Township, Precinct 1 | 26 | | 1,050 | 1 |
| Cambridge Township, Precinct 2 | 42 | | 951 | 4 |
| Cambridge Township, Precinct 3 | 19 | | 783 | 0 |
| Lenawee County Michigan - Total | 87 | | 2,784 | 5 |
| **Cumulative** | | | | |
| Cumulative | 0 | | 0 | 0 |
| Cumulative - Total | 0 | | 0 | 0 |
| County - Total | 87 | | 2,784 | 5 |

# State Brd of Ed (Vote for 2)

| Precinct | Times Cast | Registered Voters | Tami Carlone (REP) | Richard Zeile (REP) |
|---|---|---|---|---|
| **County** | | | | |
| **Lenawee County Michigan** | | | | |
| City of Adrian, Precinct 1 | 1,048 | 2,289 | 252 | 233 |
| City of Adrian, Precinct 2 | 745 | 2,123 | 220 | 183 |
| City of Adrian, Precinct 3 | 729 | 2,125 | 223 | 188 |
| City of Adrian, Precinct 4 | 1,326 | 2,260 | 464 | 421 |
| City of Adrian, Precinct 5 | 1,153 | 2,371 | 410 | 357 |
| City of Adrian, Precinct 6 | 1,113 | 2,399 | 414 | 356 |
| City of Hudson, Precinct 1 | 718 | 1,531 | 362 | 331 |
| City of Morenci, Precinct 1 | 717 | 1,668 | 366 | 334 |
| City of Tecumseh, Precinct 1 | 1,162 | 1,694 | 484 | 441 |
| City of Tecumseh, Precinct 2 | 1,063 | 1,554 | 450 | 430 |
| City of Tecumseh, Precinct 3 | 978 | 1,644 | 352 | 329 |
| City of Tecumseh, Precinct 4 | 1,067 | 1,728 | 402 | 373 |
| Adrian Township, Precinct 1 | 1,676 | 2,570 | 877 | 812 |
| Adrian Township, Precinct 2 | 1,460 | 2,479 | 658 | 608 |
| Blissfield Township, Precinct 1 | 318 | 489 | 183 | 175 |
| Blissfield Township, Precinct 2 | 1,421 | 2,506 | 640 | 601 |
| Cambridge Township, Precinct 1 | 1,129 | 1,758 | 562 | 511 |
| Cambridge Township, Precinct 2 | 1,014 | 1,570 | 466 | 407 |
| Cambridge Township, Precinct 3 | 828 | 1,240 | 408 | 366 |
| Clinton Township, Precinct 1 | 642 | 963 | 319 | 285 |
| Clinton Township, Precinct 2 | 1,152 | 1,798 | 456 | 408 |
| Deerfield Township, Precinct 1 | 671 | 1,115 | 333 | 310 |
| Dover Township, Precinct 1 | 628 | 1,273 | 352 | 319 |
| Fairfield Township, Precinct 1 | 656 | 1,275 | 358 | 330 |

| Precinct | Judith P. Pritchett (DEM) | Tiffany Tilley (DEM) | Scotty Boman (LIB) | John J. Tatar (LIB) | Karen Adams (UST) | Douglas Levesque (UST) | Sherry A. Wells (GRN) |
|---|---|---|---|---|---|---|---|
| **County** | | | | | | | |
| **Lenawee County Michigan** | | | | | | | |
| City of Adrian, Precinct 1 | 548 | 510 | 25 | 17 | 15 | 8 | 28 |
| City of Adrian, Precinct 2 | 340 | 334 | 27 | 15 | 12 | 8 | 15 |
| City of Adrian, Precinct 3 | 350 | 356 | 17 | 14 | 16 | 7 | 15 |
| City of Adrian, Precinct 4 | 608 | 570 | 39 | 17 | 28 | 8 | 19 |
| City of Adrian, Precinct 5 | 523 | 485 | 30 | 18 | 32 | 22 | 17 |
| City of Adrian, Precinct 6 | 470 | 463 | 33 | 18 | 22 | 8 | 14 |
| City of Hudson, Precinct 1 | 202 | 191 | 31 | 22 | 17 | 8 | 7 |
| City of Morenci, Precinct 1 | 202 | 179 | 22 | 12 | 13 | 6 | 10 |
| City of Tecumseh, Precinct 1 | 475 | 438 | 36 | 27 | 20 | 10 | 11 |
| City of Tecumseh, Precinct 2 | 414 | 385 | 27 | 15 | 13 | 6 | 18 |
| City of Tecumseh, Precinct 3 | 431 | 401 | 35 | 24 | 20 | 10 | 19 |
| City of Tecumseh, Precinct 4 | 469 | 435 | 30 | 21 | 18 | 8 | 8 |
| Adrian Township, Precinct 1 | 541 | 512 | 29 | 20 | 26 | 16 | 15 |
| Adrian Township, Precinct 2 | 522 | 498 | 32 | 24 | 34 | 17 | 19 |
| 8lissfield Township, Precinct 1 | 73 | 63 | 8 | 6 | 4 | 1 | 6 |
| Blissfield Township, Precinct 2 | 470 | 426 | 30 | 28 | 21 | 10 | 18 |
| Cambridge Township, Precinct 1 | 322 | 305 | 28 | 19 | 21 | 5 | 15 |
| Cambridge Township, Precinct 2 | 346 | 330 | 40 | 20 | 28 | 15 | 16 |
| Cambridge Township, Precinct 3 | 289 | 267 | 17 | 14 | 11 | 3 | 9 |
| Clinton Township, Precinct 1 | 205 | 194 | 14 | 11 | 9 | 4 | 7 |
| Clinton Township, Precinct 2 | 462 | 428 | 58 | 33 | 27 | 11 | 14 |
| Deerfield Township, Precinct 1 | 195 | 170 | 15 | 7 | 20 | 8 | 6 |
| Dover Township, Precinct 1 | 155 | 130 | 18 | 13 | 8 | 4 | 9 |
| Fairfield Township, Precinct 1 | 182 | 163 | 21 | 15 | 10 | 3 | 5 |

| Precinct | Mary Anne Hering (WCP) | Logan R. Smith (WCP) | Total Votes | Unresolved Write-In |
|---|---|---|---|---|
| **County** | | | | |
| **Lenawee County Michigan** | | | | |
| City of Adrian, Precinct 1 | 42 | 22 | 1,700 | 12 |
| City of Adrian, Precinct 2 | 36 | 30 | 1,220 | 8 |
| City of Adrian, Precinct 3 | 32 | 24 | 1,242 | 4 |
| City of Adrian, Precinct 4 | 34 | 27 | 2,235 | 8 |
| City of Adrian, Precinct 5 | 44 | 21 | 1,959 | 3 |
| City of Adrian, Precinct 6 | 45 | 33 | 1,876 | 1 |
| City of Hudson, Precinct 1 | 30 | 23 | 1,224 | 3 |
| City of Morenci, Precinct 1 | 35 | 23 | 1,202 | 2 |
| City of Tecumseh, Precinct 1 | 36 | 19 | 1,997 | 4 |
| City of Tecumseh, Precinct 2 | 32 | 22 | 1,812 | 9 |
| City of Tecumseh, Precinct 3 | 40 | 34 | 1,695 | 1 |
| City of Tecumseh, Precinct 4 | 28 | 24 | 1,816 | 1 |
| Adrian Township, Precinct 1 | 42 | 24 | 2,914 | 3 |
| Adrian Township, Precinct 2 | 43 | 34 | 2,489 | 0 |
| Blissfield Township, Precinct 1 | 7 | 7 | 533 | 0 |
| Blissfield Township, Precinct 2 | 48 | 44 | 2,336 | 1 |
| Cambridge Township, Precinct 1 | 36 | 29 | 1,853 | 1 |
| Cambridge Township, Precinct 2 | 26 | 21 | 1,715 | 5 |
| Cambridge Township, Precinct 3 | 17 | 16 | 1,417 | 0 |
| Clinton Township, Precinct 1 | 11 | 9 | 1,068 | 0 |
| Clinton Township, Precinct 2 | 27 | 29 | 1,953 | 8 |
| Deerfield Township, Precinct 1 | 29 | 35 | 1,128 | 2 |
| Dover Township, Precinct 1 | 17 | 14 | 1,039 | 0 |
| Fairfield Township, Precinct 1 | 23 | 17 | 1,127 | 0 |

| Precinct | Times Cast | Registered Voters |
|---|---|---|
| Franklin Township, Precinct 1 | 1,537 | 2,447 |
| Hudson Township, Precinct 1 | 657 | 1,200 |
| Macon Township, Precinct 1 | 726 | 1,054 |
| Madison Charter Township, Precinct 1 | 819 | 2,005 |
| Madison Charter Township, Precinct 2 | 2,120 | 1,517 |
| Madison Charter Township, Precinct 3 | 784 | 1,283 |
| Medina Township, Precinct 1 | 383 | 871 |
| Ogden Township, Precinct 1 | 453 | 739 |
| Palmyra Township, Precinct 1 | 908 | 1,630 |
| Raisin Township, Precinct 1 | 1,397 | 2,376 |
| Raisin Township, Precinct 2 | 955 | 1,622 |
| Raisin Township, Precinct 3 | 1,165 | 1,886 |
| Ridgeway Township, Precinct 1 | 708 | 1,152 |
| Riga Township, Precinct 1 | 607 | 1,060 |
| Rollin Township, Precinct 1 | 1,445 | 2,474 |
| Rome Township, Precinct 1 | 821 | 1,404 |
| Seneca Township, Precinct 1 | 395 | 839 |
| Tecumseh Township, Precinct 1 | 1,121 | 1,742 |
| Woodstock Township, Precinct 1 | 1,068 | 1,987 |
| Woodstock Township, Precinct 2 | 489 | 979 |
| Lenawee County Michigan - Total | 41,972 | 72,689 |
| **Cumulative** | | |
| Cumulative | 0 | 0 |
| Cumulative - Total | 0 | 0 |
| County - Total | 41,972 | 72,689 |

| Precinct | Tami Carlone (REP) | Richard Zeile (REP) |
|---|---|---|
| Franklin Township, Precinct 1 | 787 | 713 |
| Hudson Township, Precinct 1 | 346 | 314 |
| Macon Township, Precinct 1 | 404 | 370 |
| Madison Charter Township, Precinct 1 | 325 | 289 |
| Madison Charter Township, Precinct 2 | 479 | 440 |
| Madison Charter Township, Precinct 3 | 363 | 354 |
| Medina Township, Precinct 1 | 209 | 200 |
| Ogden Township, Precinct 1 | 262 | 248 |
| Palmyra Township, Precinct 1 | 490 | 447 |
| Raisin Township, Precinct 1 | 724 | 649 |
| Raisin Township, Precinct 2 | 457 | 429 |
| Raisin Township, Precinct 3 | 500 | 470 |
| Ridgeway Township, Precinct 1 | 377 | 357 |
| Riga Township, Precinct 1 | 337 | 325 |
| Rollin Township, Precinct 1 | 762 | 687 |
| Rome Township, Precinct 1 | 487 | 436 |
| Seneca Township, Precinct 1 | 231 | 212 |
| Tecumseh Township, Precinct 1 | 557 | 531 |
| Woodstock Township, Precinct 1 | 569 | 495 |
| Woodstock Township, Precinct 2 | 246 | 217 |
| Lenawee County Michigan - Total | 18,923 | 17,291 |
| **Cumulative** | | |
| Cumulative | 0 | 0 |
| Cumulative - Total | 0 | 0 |
| County - Total | 18,923 | 17,291 |

| Precinct | Judith P. Pritchett (DEM) | Tiffany Tilley (DEM) | Scotty Boman (LIB) | John J. Tatar (LIB) | Karen Adams (UST) | Douglas Levesque (UST) | Sherry A. Wells (GRN) |
|---|---|---|---|---|---|---|---|
| Franklin Township, Precinct 1 | 464 | 442 | 52 | 33 | 25 | 7 | 17 |
| Hudson Township, Precinct 1 | 199 | 169 | 18 | 12 | 12 | 6 | 3 |
| Macon Township, Precinct 1 | 190 | 179 | 18 | 14 | 12 | 8 | 5 |
| Madison Charter Township, Precinct 1 | 321 | 298 | 17 | 10 | 14 | 6 | 11 |
| Madison Charter Township, Precinct 2 | 261 | 228 | 15 | 8 | 9 | 2 | 12 |
| Madison Charter Township, Precinct 3 | 275 | 259 | 17 | 11 | 9 | 6 | 5 |
| Medina Township, Precinct 1 | 94 | 89 | 6 | 4 | 9 | 1 | 4 |
| Ogden Township, Precinct 1 | 113 | 102 | 10 | 7 | 7 | 5 | 8 |
| Palmyra Township, Precinct 1 | 238 | 234 | 27 | 16 | 9 | 7 | 3 |
| Raisin Township, Precinct 1 | 434 | 405 | 35 | 27 | 18 | 14 | 16 |
| Raisin Township, Precinct 2 | 321 | 302 | 20 | 19 | 19 | 5 | 10 |
| Raisin Township, Precinct 3 | 435 | 398 | 29 | 24 | 17 | 10 | 11 |
| Ridgeway Township, Precinct 1 | 198 | 179 | 27 | 12 | 8 | 4 | 6 |
| Riga Township, Precinct 1 | 164 | 151 | 13 | 8 | 9 | 1 | 4 |
| Rollin Township, Precinct 1 | 422 | 366 | 28 | 13 | 26 | 10 | 17 |
| Rome Township, Precinct 1 | 190 | 182 | 22 | 11 | 18 | 11 | 6 |
| Seneca Township, Precinct 1 | 110 | 104 | 8 | 1 | 8 | 3 | 3 |
| Tecumseh Township, Precinct 1 | 381 | 340 | 28 | 27 | 15 | 5 | 14 |
| Woodstock Township, Precinct 1 | 287 | 280 | 26 | 21 | 23 | 14 | 16 |
| Woodstock Township, Precinct 2 | 139 | 122 | 22 | 12 | 10 | 0 | 6 |
| Lenawee County Michigan - Total | 14,030 | 13,062 | 1,100 | 720 | 722 | 331 | 497 |
| **Cumulative** | | | | | | | |
| Cumulative | 0 | 0 | 0 | 0 | 0 | 0 | 0 |
| Cumulative - Total | 0 | 0 | 0 | 0 | 0 | 0 | 0 |
| County - Total | 14,030 | 13,062 | 1,100 | 720 | 722 | 331 | 497 |

| Precinct | Mary Anne Hering (WCP) | Logan R. Smith (WCP) | Total Votes | Unresolved Write-In |
|---|---|---|---|---|
| Franklin Township, Precinct 1 | 47 | 30 | 2,617 | 5 |
| Hudson Township, Precinct 1 | 20 | 19 | 1,118 | 0 |
| Macon Township, Precinct 1 | 22 | 15 | 1,237 | 3 |
| Madison Charter Township, Precinct 1 | 30 | 25 | 1,346 | 1 |
| Madison Charter Township, Precinct 2 | 25 | 16 | 1,495 | 2 |
| Madison Charter Township, Precinct 3 | 30 | 21 | 1,350 | 1 |
| Medina Township, Precinct 1 | 10 | 14 | 640 | 0 |
| Ogden Township, Precinct 1 | 14 | 10 | 786 | 2 |
| Palmyra Township, Precinct 1 | 38 | 30 | 1,539 | 6 |
| Raisin Township, Precinct 1 | 43 | 31 | 2,396 | 5 |
| Raisin Township, Precinct 2 | 30 | 19 | 1,631 | 2 |
| Raisin Township, Precinct 3 | 31 | 24 | 1,949 | 5 |
| Ridgeway Township, Precinct 1 | 24 | 22 | 1,214 | 1 |
| Riga Township, Precinct 1 | 8 | 14 | 1,034 | 4 |
| Rollin Township, Precinct 1 | 43 | 44 | 2,418 | 3 |
| Rome Township, Precinct 1 | 21 | 19 | 1,403 | 0 |
| Seneca Township, Precinct 1 | 10 | 5 | 695 | 2 |
| Tecumseh Township, Precinct 1 | 29 | 14 | 1,941 | 9 |
| Woodstock Township, Precinct 1 | 34 | 20 | 1,785 | 4 |
| Woodstock Township, Precinct 2 | 15 | 10 | 799 | 1 |
| Lenawee County Michigan - Total | 1,284 | 983 | 68,943 | 132 |
| **Cumulative** | | | | |
| Cumulative | 0 | 0 | 0 | 0 |
| Cumulative - Total | 0 | 0 | 0 | 0 |
| County - Total | 1,284 | 983 | 68,943 | 132 |

# U of M Regent (Vote for 2)

| Precinct | Times Cast | Registered Voters | Andrea Fischer Newman (REP) | Andrew Richner (REP) |
|---|---|---|---|---|
| **County** | | | | |
| **Lenawee County Michigan** | | | | |
| City of Adrian, Precinct 1 | 1,048 | 2,289 | 250 | 234 |
| City of Adrian, Precinct 2 | 745 | 2,123 | 215 | 189 |
| City of Adrian, Precinct 3 | 729 | 2,125 | 222 | 191 |
| City of Adrian, Precinct 4 | 1,326 | 2,260 | 467 | 449 |
| City of Adrian, Precinct 5 | 1,153 | 2,371 | 407 | 366 |
| City of Adrian, Precinct 6 | 1,113 | 2,399 | 410 | 364 |
| City of Hudson, Precinct 1 | 718 | 1,531 | 356 | 344 |
| City of Morenci, Precinct 1 | 717 | 1,668 | 346 | 340 |
| City of Tecumseh, Precinct 1 | 1,162 | 1,694 | 484 | 429 |
| City of Tecumseh, Precinct 2 | 1,063 | 1,554 | 443 | 423 |
| City of Tecumseh, Precinct 3 | 978 | 1,644 | 361 | 320 |
| City of Tecumseh, Precinct 4 | 1,067 | 1,728 | 406 | 381 |
| Adrian Township, Precinct 1 | 1,676 | 2,570 | 880 | 816 |
| Adrian Township, Precinct 2 | 1,460 | 2,479 | 648 | 603 |
| Blissfield Township, Precinct 1 | 318 | 489 | 179 | 167 |
| Blissfield Township, Precinct 2 | 1,421 | 2,506 | 659 | 605 |
| Cambridge Township, Precinct 1 | 1,129 | 1,758 | 560 | 510 |
| Cambridge Township, Precinct 2 | 1,014 | 1,570 | 464 | 429 |
| Cambridge Township, Precinct 3 | 828 | 1,240 | 394 | 384 |
| Clinton Township, Precinct 1 | 642 | 963 | 306 | 277 |
| Clinton Township, Precinct 2 | 1,152 | 1,798 | 478 | 403 |
| Deerfield Township, Precinct 1 | 671 | 1,115 | 340 | 313 |
| Dover Township, Precinct 1 | 628 | 1,273 | 332 | 313 |
| Fairfield Township, Precinct 1 | 656 | 1,275 | 363 | 324 |

| Precinct | Jordan Acker (DEM) | Paul Brown (DEM) | James Lewis Hudler (LIB) | John Jascob (LIB) | Joe Sanger (UST) | Crystal Van Sickle (UST) | Kevin A. Graves (GRN) |
|---|---|---|---|---|---|---|---|
| **County** | | | | | | | |
| **Lenawee County Michigan** | | | | | | | |
| City of Adrian, Precinct 1 | 515 | 504 | 18 | 16 | 17 | 41 | 24 |
| City of Adrian, Precinct 2 | 343 | 352 | 17 | 14 | 15 | 29 | 14 |
| City of Adrian, Precinct 3 | 355 | 341 | 14 | 16 | 17 | 33 | 10 |
| City of Adrian, Precinct 4 | 563 | 549 | 20 | 31 | 13 | 32 | 16 |
| City of Adrian, Precinct 5 | 502 | 462 | 19 | 20 | 25 | 45 | 22 |
| City of Adrian, Precinct 6 | 472 | 436 | 22 | 24 | 18 | 34 | 13 |
| City of Hudson, Precinct 1 | 198 | 192 | 19 | 20 | 16 | 20 | 11 |
| City of Morenci, Precinct 1 | 202 | 187 | 13 | 15 | 11 | 23 | 11 |
| City of Tecumseh, Precinct 1 | 438 | 418 | 32 | 24 | 20 | 30 | 16 |
| City of Tecumseh, Precinct 2 | 400 | 378 | 18 | 25 | 15 | 17 | 19 |
| City of Tecumseh, Precinct 3 | 397 | 393 | 36 | 27 | 20 | 37 | 28 |
| City of Tecumseh, Precinct 4 | 424 | 414 | 27 | 28 | 12 | 26 | 20 |
| Adrian Township, Precinct 1 | 507 | 487 | 21 | 21 | 34 | 48 | 16 |
| Adrian Township, Precinct 2 | 491 | 491 | 25 | 31 | 23 | 40 | 17 |
| Blissfield Township, Precinct 1 | 61 | 67 | 8 | 9 | 3 | 8 | 6 |
| Blissfield Township, Precinct 2 | 424 | 403 | 23 | 20 | 24 | 36 | 28 |
| Cambridge Township, Precinct 1 | 302 | 284 | 17 | 23 | 17 | 40 | 16 |
| Cambridge Township, Precinct 2 | 323 | 308 | 24 | 22 | 16 | 42 | 13 |
| Cambridge Township, Precinct 3 | 261 | 242 | 16 | 14 | 10 | 24 | 8 |
| Clinton Township, Precinct 1 | 185 | 164 | 12 | 13 | 10 | 20 | 15 |
| Clinton Township, Precinct 2 | 424 | 392 | 30 | 29 | 20 | 33 | 19 |
| Deerfield Township, Precinct 1 | 172 | 181 | 9 | 10 | 18 | 21 | 8 |
| Dover Township, Precinct 1 | 152 | 141 | 10 | 9 | 4 | 19 | 5 |
| Fairfield Township, Precinct 1 | 164 | 157 | 16 | 19 | 10 | 18 | 4 |

| Precinct | Marge Katchmark Sallows (NLP) | | Total Votes | Unresolved Write-In |
|---|---|---|---|---|
| **County** | | | | |
| **Lenawee County Michigan** | | | | |
| City of Adrian, Precinct 1 | 19 | | 1,638 | 10 |
| City of Adrian, Precinct 2 | 20 | | 1,208 | 8 |
| City of Adrian, Precinct 3 | 9 | | 1,208 | 4 |
| City of Adrian, Precinct 4 | 20 | | 2,160 | 12 |
| City of Adrian, Precinct 5 | 12 | | 1,880 | 4 |
| City of Adrian, Precinct 6 | 14 | | 1,807 | 2 |
| City of Hudson, Precinct 1 | 14 | | 1,190 | 5 |
| City of Morenci, Precinct 1 | 16 | | 1,164 | 2 |
| City of Tecumseh, Precinct 1 | 11 | | 1,902 | 7 |
| City of Tecumseh, Precinct 2 | 9 | | 1,747 | 11 |
| City of Tecumseh, Precinct 3 | 13 | | 1,632 | 2 |
| City of Tecumseh, Precinct 4 | 12 | | 1,750 | 7 |
| Adrian Township, Precinct 1 | 12 | | 2,842 | 11 |
| Adrian Township, Precinct 2 | 17 | | 2,386 | 0 |
| Blissfield Township, Precinct 1 | 7 | | 515 | 2 |
| Blissfield Township, Precinct 2 | 14 | | 2,236 | 2 |
| Cambridge Township, Precinct 1 | 12 | | 1,781 | 3 |
| Cambridge Township, Precinct 2 | 16 | | 1,657 | 4 |
| Cambridge Township, Precinct 3 | 4 | | 1,357 | 1 |
| Clinton Township, Precinct 1 | 7 | | 1,009 | 2 |
| Clinton Township, Precinct 2 | 17 | | 1,845 | 11 |
| Deerfield Township, Precinct 1 | 7 | | 1,079 | 5 |
| Dover Township, Precinct 1 | 8 | | 993 | 0 |
| Fairfield Township, Precinct 1 | 9 | | 1,084 | 2 |

| Precinct | Times Cast | Registered Voters |
|---|---|---|
| Franklin Township, Precinct 1 | 1,537 | 2,447 |
| Hudson Township, Precinct 1 | 657 | 1,200 |
| Macon Township, Precinct 1 | 726 | 1,054 |
| Madison Charter Township, Precinct 1 | 819 | 2,005 |
| Madison Charter Township, Precinct 2 | 2,119 | 1,517 |
| Madison Charter Township, Precinct 3 | 784 | 1,283 |
| Medina Township, Precinct 1 | 383 | 871 |
| Ogden Township, Precinct 1 | 453 | 739 |
| Palmyra Township, Precinct 1 | 908 | 1,630 |
| Raisin Township, Precinct 1 | 1,397 | 2,376 |
| Raisin Township, Precinct 2 | 955 | 1,622 |
| Raisin Township, Precinct 3 | 1,165 | 1,886 |
| Ridgeway Township, Precinct 1 | 708 | 1,152 |
| Riga Township, Precinct 1 | 607 | 1,060 |
| Rollin Township, Precinct 1 | 1,445 | 2,474 |
| Rome Township, Precinct 1 | 821 | 1,404 |
| Seneca Township, Precinct 1 | 395 | 839 |
| Tecumseh Township, Precinct 1 | 1,121 | 1,742 |
| Woodstock Township, Precinct 1 | 1,068 | 1,987 |
| Woodstock Township, Precinct 2 | 489 | 979 |
| Lenawee County Michigan - Total | 41,971 | 72,689 |
| **Cumulative** | | |
| Cumulative | 0 | 0 |
| Cumulative - Total | 0 | 0 |
| County - Total | 41,971 | 72,689 |

| Precinct | Andrea Fischer Newman (REP) | Andrew Richner (REP) |
|---|---|---|
| Franklin Township, Precinct 1 | 754 | 718 |
| Hudson Township, Precinct 1 | 335 | 323 |
| Macon Township, Precinct 1 | 401 | 386 |
| Madison Charter Township, Precinct 1 | 322 | 298 |
| Madison Charter Township, Precinct 2 | 472 | 443 |
| Madison Charter Township, Precinct 3 | 366 | 352 |
| Medina Township, Precinct 1 | 199 | 194 |
| Ogden Township, Precinct 1 | 256 | 246 |
| Palmyra Township, Precinct 1 | 482 | 447 |
| Raisin Township, Precinct 1 | 687 | 667 |
| Raisin Township, Precinct 2 | 440 | 427 |
| Raisin Township, Precinct 3 | 493 | 456 |
| Ridgeway Township, Precinct 1 | 373 | 357 |
| Riga Township, Precinct 1 | 329 | 308 |
| Rollin Township, Precinct 1 | 738 | 687 |
| Rome Township, Precinct 1 | 480 | 432 |
| Seneca Township, Precinct 1 | 233 | 213 |
| Tecumseh Township, Precinct 1 | 571 | 526 |
| Woodstock Township, Precinct 1 | 559 | 490 |
| Woodstock Township, Precinct 2 | 237 | 213 |
| Lenawee County Michigan - Total | 18,697 | 17,357 |
| **Cumulative** | | |
| Cumulative | 0 | 0 |
| Cumulative - Total | 0 | 0 |
| County - Total | 18,697 | 17,357 |

| Precinct | Jordan Acker (DEM) | Paul Brown (DEM) | James Lewis Hudler (LIB) | John Jascob (LIB) | Joe Sanger (UST) | Crystal Van Sickle (UST) | Kevin A. Graves (GRN) |
|---|---|---|---|---|---|---|---|
| Franklin Township, Precinct 1 | 442 | 447 | 25 | 37 | 17 | 32 | 16 |
| Hudson Township, Precinct 1 | 186 | 181 | 10 | 10 | 13 | 16 | 4 |
| Macon Township, Precinct 1 | 164 | 159 | 13 | 11 | 12 | 21 | 8 |
| Madison Charter Township, Precinct 1 | 288 | 293 | 20 | 14 | 11 | 27 | 9 |
| Madison Charter Township, Precinct 2 | 232 | 220 | 11 | 13 | 11 | 17 | 9 |
| Madison Charter Township, Precinct 3 | 261 | 242 | 18 | 13 | 10 | 14 | 8 |
| Medina Township, Precinct 1 | 92 | 90 | 5 | 3 | 4 | 9 | 5 |
| Ogden Township, Precinct 1 | 103 | 91 | 8 | 9 | 6 | 9 | 10 |
| Palmyra Township, Precinct 1 | 238 | 223 | 22 | 21 | 12 | 28 | 8 |
| Raisin Township, Precinct 1 | 401 | 378 | 27 | 28 | 25 | 44 | 18 |
| Raisin Township, Precinct 2 | 294 | 292 | 18 | 19 | 12 | 29 | 12 |
| Raisin Township, Precinct 3 | 413 | 384 | 18 | 19 | 14 | 32 | 11 |
| Ridgeway Township, Precinct 1 | 180 | 172 | 16 | 15 | 15 | 15 | 16 |
| Riga Township, Precinct 1 | 159 | 145 | 10 | 8 | 8 | 9 | 7 |
| Rollin Township, Precinct 1 | 389 | 362 | 20 | 19 | 20 | 46 | 21 |
| Rome Township, Precinct 1 | 178 | 165 | 16 | 19 | 18 | 38 | 5 |
| Seneca Township, Precinct 1 | 89 | 96 | 4 | 3 | 7 | 9 | 6 |
| Tecumseh Township, Precinct 1 | 338 | 319 | 18 | 15 | 18 | 30 | 16 |
| Woodstock Township, Precinct 1 | 279 | 253 | 18 | 12 | 25 | 39 | 19 |
| Woodstock Township, Precinct 2 | 122 | 123 | 18 | 10 | 8 | 21 | 8 |
| Lenawee County Michigan - Total | 13,123 | 12,578 | 781 | 778 | 654 | 1,201 | 575 |
| **Cumulative** | | | | | | | |
| Cumulative | 0 | 0 | 0 | 0 | 0 | 0 | 0 |
| Cumulative - Total | 0 | 0 | 0 | 0 | 0 | 0 | 0 |
| County - Total | 13,123 | 12,578 | 781 | 778 | 654 | 1,201 | 575 |

| Precinct | Marge Katchmark Sallows (NLP) | | Total Votes | Unresolved Write-In |
|---|---|---|---|---|
| Franklin Township, Precinct 1 | 14 | | 2,502 | 6 |
| Hudson Township, Precinct 1 | 9 | | 1,087 | 2 |
| Macon Township, Precinct 1 | 7 | | 1,182 | 6 |
| Madison Charter Township, Precinct 1 | 7 | | 1,289 | 1 |
| Madison Charter Township, Precinct 2 | 8 | | 1,436 | 2 |
| Madison Charter Township, Precinct 3 | 12 | | 1,296 | 4 |
| Medina Township, Precinct 1 | 6 | | 607 | 0 |
| Ogden Township, Precinct 1 | 7 | | 745 | 3 |
| Palmyra Township, Precinct 1 | 8 | | 1,489 | 8 |
| Raisin Township, Precinct 1 | 19 | | 2,294 | 5 |
| Raisin Township, Precinct 2 | 9 | | 1,552 | 6 |
| Raisin Township, Precinct 3 | 14 | | 1,854 | 5 |
| Ridgeway Township, Precinct 1 | 11 | | 1,170 | 3 |
| Riga Township, Precinct 1 | 8 | | 991 | 3 |
| Rollin Township, Precinct 1 | 18 | | 2,320 | 5 |
| Rome Township, Precinct 1 | 9 | | 1,360 | 1 |
| Seneca Township, Precinct 1 | 5 | | 665 | 2 |
| Tecumseh Township, Precinct 1 | 14 | | 1,865 | 10 |
| Woodstock Township, Precinct 1 | 15 | | 1,709 | 3 |
| Woodstock Township, Precinct 2 | 14 | | 774 | 2 |
| Lenawee County Michigan - Total | 513 | | 66,257 | 194 |
| **Cumulative** | | | | |
| Cumulative | 0 | | 0 | 0 |
| Cumulative - Total | 0 | | 0 | 0 |
| County - Total | 513 | | 66,257 | 194 |

# MSU Trustee (Vote for 2)

| Precinct | Times Cast | Registered Voters | Dave Dutch (REP) | Mike Miller (REP) |
|---|---|---|---|---|
| **County** | | | | |
| **Lenawee County Michigan** | | | | |
| City of Adrian, Precinct 1 | 1,048 | 2,289 | 241 | 229 |
| City of Adrian, Precinct 2 | 745 | 2,123 | 198 | 199 |
| City of Adrian, Precinct 3 | 729 | 2,125 | 200 | 205 |
| City of Adrian, Precinct 4 | 1,326 | 2,260 | 438 | 440 |
| City of Adrian, Precinct 5 | 1,153 | 2,371 | 388 | 376 |
| City of Adrian, Precinct 6 | 1,113 | 2,399 | 374 | 373 |
| City of Hudson, Precinct 1 | 718 | 1,531 | 349 | 348 |
| City of Morenci, Precinct 1 | 717 | 1,668 | 350 | 327 |
| City of Tecumseh, Precinct 1 | 1,162 | 1,694 | 448 | 436 |
| City of Tecumseh, Precinct 2 | 1,063 | 1,554 | 424 | 424 |
| City of Tecumseh, Precinct 3 | 978 | 1,644 | 342 | 323 |
| City of Tecumseh, Precinct 4 | 1,067 | 1,728 | 377 | 393 |
| Adrian Township, Precinct 1 | 1,676 | 2,570 | 831 | 834 |
| Adrian Township, Precinct 2 | 1,460 | 2,479 | 592 | 604 |
| Blissfield Township, Precinct 1 | 318 | 489 | 173 | 175 |
| Blissfield Township, Precinct 2 | 1,421 | 2,506 | 605 | 602 |
| Cambridge Township, Precinct 1 | 1,129 | 1,758 | 529 | 533 |
| Cambridge Township, Precinct 2 | 1,014 | 1,570 | 444 | 423 |
| Cambridge Township, Precinct 3 | 828 | 1,240 | 380 | 376 |
| Clinton Township, Precinct 1 | 642 | 963 | 288 | 287 |
| Clinton Township, Precinct 2 | 1,152 | 1,798 | 424 | 424 |
| Deerfield Township, Precinct 1 | 671 | 1,115 | 313 | 324 |
| Dover Township, Precinct 1 | 628 | 1,273 | 333 | 319 |
| Fairfield Township, Precinct 1 | 656 | 1,275 | 349 | 333 |

| Precinct | Brianna T. Scott (DEM) | Kelly Charron Tebay (DEM) | Bruce Campbell (LIB) | Tim Orzechowski (LIB) | Janet M. Sanger (UST) | John Paul Sanger (UST) | Aaron Mariasy (GRN) |
|---|---|---|---|---|---|---|---|
| **County** | | | | | | | |
| **Lenawee County Michigan** | | | | | | | |
| City of Adrian, Precinct 1 | 563 | 481 | 24 | 15 | 22 | 10 | 23 |
| City of Adrian, Precinct 2 | 378 | 309 | 23 | 16 | 22 | 15 | 11 |
| City of Adrian, Precinct 3 | 364 | 340 | 21 | 21 | 22 | 8 | 10 |
| City of Adrian, Precinct 4 | 595 | 548 | 21 | 15 | 25 | 15 | 8 |
| City of Adrian, Precinct 5 | 531 | 458 | 31 | 20 | 33 | 17 | 15 |
| City of Adrian, Precinct 6 | 500 | 437 | 27 | 17 | 25 | 9 | 10 |
| City of Hudson, Precinct 1 | 210 | 176 | 27 | 17 | 13 | 13 | 10 |
| City of Morenci, Precinct 1 | 210 | 182 | 22 | 12 | 18 | 15 | 8 |
| City of Tecumseh, Precinct 1 | 460 | 428 | 30 | 30 | 22 | 17 | 15 |
| City of Tecumseh, Precinct 2 | 406 | 378 | 31 | 23 | 19 | 12 | 16 |
| City of Tecumseh, Precinct 3 | 416 | 386 | 38 | 30 | 23 | 17 | 20 |
| City of Tecumseh, Precinct 4 | 460 | 408 | 31 | 22 | 19 | 14 | 11 |
| Adrian Township, Precinct 1 | 539 | 491 | 30 | 19 | 41 | 27 | 15 |
| Adrian Township, Precinct 2 | 530 | 468 | 33 | 23 | 38 | 25 | 21 |
| Blissfield Township, Precinct 1 | 73 | 63 | 10 | 4 | 9 | 5 | 3 |
| Blissfield Township, Precinct 2 | 444 | 395 | 53 | 25 | 33 | 14 | 18 |
| Cambridge Township, Precinct 1 | 321 | 286 | 23 | 14 | 28 | 22 | 7 |
| Cambridge Township, Precinct 2 | 340 | 307 | 32 | 24 | 25 | 14 | 16 |
| Cambridge Township, Precinct 3 | 270 | 267 | 23 | 13 | 16 | 5 | 3 |
| Clinton Township, Precinct 1 | 196 | 173 | 20 | 14 | 14 | 8 | 10 |
| Clinton Township, Precinct 2 | 447 | 389 | 43 | 23 | 32 | 23 | 12 |
| Deerfield Township, Precinct 1 | 188 | 150 | 18 | 12 | 16 | 19 | 5 |
| Dover Township, Precinct 1 | 155 | 140 | 9 | 10 | 8 | 8 | 4 |
| Fairfield Township, Precinct 1 | 180 | 149 | 21 | 15 | 13 | 7 | 6 |

| Precinct | Bridgette R. Abraham-Guzman (NLP) | Total Votes | David Mott Qualified Write In | Unresolved Write-In |
|---|---|---|---|---|
| **County** | | | | |
| **Lenawee County Michigan** | | | | |
| City of Adrian, Precinct 1 | 16 | 1,624 | 0 | 11 |
| City of Adrian, Precinct 2 | 24 | 1,195 | 0 | 10 |
| City of Adrian, Precinct 3 | 9 | 1,200 | 0 | 3 |
| City of Adrian, Precinct 4 | 15 | 2,120 | 0 | 11 |
| City of Adrian, Precinct 5 | 19 | 1,888 | 0 | 5 |
| City of Adrian, Precinct 6 | 19 | 1,791 | 0 | 3 |
| City of Hudson, Precinct 1 | 12 | 1,175 | 0 | 6 |
| City of Morenci, Precinct 1 | 11 | 1,155 | 0 | 6 |
| City of Tecumseh, Precinct 1 | 13 | 1,899 | 0 | 5 |
| City of Tecumseh, Precinct 2 | 3 | 1,736 | 0 | 9 |
| City of Tecumseh, Precinct 3 | 23 | 1,618 | 0 | 0 |
| City of Tecumseh, Precinct 4 | 10 | 1,745 | 0 | 5 |
| Adrian Township, Precinct 1 | 14 | 2,841 | 0 | 8 |
| Adrian Township, Precinct 2 | 17 | 2,351 | 0 | 2 |
| Blissfield Township, Precinct 1 | 7 | 522 | 0 | 2 |
| Blissfield Township, Precinct 2 | 20 | 2,209 | 0 | 3 |
| Cambridge Township, Precinct 1 | 8 | 1,771 | 0 | 3 |
| Cambridge Township, Precinct 2 | 7 | 1,632 | 0 | 2 |
| Cambridge Township, Precinct 3 | 7 | 1,360 | 0 | 1 |
| Clinton Township, Precinct 1 | 4 | 1,014 | 0 | 3 |
| Clinton Township, Precinct 2 | 14 | 1,831 | 0 | 9 |
| Deerfield Township, Precinct 1 | 9 | 1,059 | 5 | 4 |
| Dover Township, Precinct 1 | 11 | 997 | 0 | 0 |
| Fairfield Township, Precinct 1 | 10 | 1,083 | 0 | 4 |

| Precinct | Times Cast | Registered Voters |
|---|---|---|
| Franklin Township, Precinct 1 | 1,537 | 2,447 |
| Hudson Township, Precinct 1 | 657 | 1,200 |
| Macon Township, Precinct 1 | 726 | 1,054 |
| Madison Charter Township, Precinct 1 | 819 | 2,005 |
| Madison Charter Township, Precinct 2 | 2,120 | 1,517 |
| Madison Charter Township, Precinct 3 | 784 | 1,283 |
| Medina Township, Precinct 1 | 383 | 871 |
| Ogden Township, Precinct 1 | 453 | 739 |
| Palmyra Township, Precinct 1 | 908 | 1,630 |
| Raisin Township, Precinct 1 | 1,397 | 2,376 |
| Raisin Township, Precinct 2 | 955 | 1,622 |
| Raisin Township, Precinct 3 | 1,165 | 1,886 |
| Ridgeway Township, Precinct 1 | 708 | 1,152 |
| Riga Township, Precinct 1 | 607 | 1,060 |
| Rollin Township, Precinct 1 | 1,445 | 2,474 |
| Rome Township, Precinct 1 | 821 | 1,404 |
| Seneca Township, Precinct 1 | 395 | 839 |
| Tecumseh Township, Precinct 1 | 1,121 | 1,742 |
| Woodstock Township, Precinct 1 | 1,068 | 1,987 |
| Woodstock Township, Precinct 2 | 489 | 979 |
| Lenawee County Michigan - Total | 41,972 | 72,689 |
| **Cumulative** | | |
| Cumulative | 0 | 0 |
| Cumulative - Total | 0 | 0 |
| County - Total | 41,972 | 72,689 |

| Precinct | Dave Dutch (REP) | Mike Miller (REP) |
|---|---|---|
| Franklin Township, Precinct 1 | 716 | 744 |
| Hudson Township, Precinct 1 | 332 | 321 |
| Macon Township, Precinct 1 | 386 | 374 |
| Madison Charter Township, Precinct 1 | 307 | 310 |
| Madison Charter Township, Precinct 2 | 452 | 453 |
| Madison Charter Township, Precinct 3 | 346 | 350 |
| Medina Township, Precinct 1 | 196 | 191 |
| Ogden Township, Precinct 1 | 249 | 244 |
| Palmyra Township, Precinct 1 | 460 | 454 |
| Raisin Township, Precinct 1 | 680 | 653 |
| Raisin Township, Precinct 2 | 419 | 437 |
| Raisin Township, Precinct 3 | 469 | 476 |
| Ridgeway Township, Precinct 1 | 352 | 362 |
| Riga Township, Precinct 1 | 323 | 312 |
| Rollin Township, Precinct 1 | 707 | 682 |
| Rome Township, Precinct 1 | 466 | 439 |
| Seneca Township, Precinct 1 | 214 | 213 |
| Tecumseh Township, Precinct 1 | 528 | 521 |
| Woodstock Township, Precinct 1 | 529 | 508 |
| Woodstock Township, Precinct 2 | 231 | 220 |
| Lenawee County Michigan - Total | 17,752 | 17,571 |
| **Cumulative** | | |
| Cumulative | 0 | 0 |
| Cumulative - Total | 0 | 0 |
| County - Total | 17,752 | 17,571 |

| Precinct | Brianna T. Scott (DEM) | Kelly Charron Tebay (DEM) | Bruce Campbell (LIB) | Tim Orzechowski (LIB) | Janet M. Sanger (UST) | John Paul Sanger (UST) | Aaron Mariasy (GRN) |
|---|---|---|---|---|---|---|---|
| Franklin Township, Precinct 1 | 473 | 428 | 45 | 27 | 24 | 16 | 10 |
| Hudson Township, Precinct 1 | 196 | 170 | 19 | 13 | 18 | 9 | 3 |
| Macon Township, Precinct 1 | 173 | 161 | 20 | 17 | 10 | 14 | 10 |
| Madison Charter Township, Precinct 1 | 304 | 276 | 24 | 14 | 25 | 12 | 6 |
| Madison Charter Township, Precinct 2 | 255 | 216 | 17 | 9 | 11 | 3 | 12 |
| Madison Charter Township, Precinct 3 | 276 | 251 | 17 | 18 | 14 | 10 | 2 |
| Medina Township, Precinct 1 | 102 | 80 | 5 | 5 | 12 | 5 | 2 |
| Ogden Township, Precinct 1 | 107 | 93 | 12 | 9 | 9 | 8 | 8 |
| Palmyra Township, Precinct 1 | 258 | 218 | 28 | 20 | 15 | 16 | 6 |
| Raisin Township, Precinct 1 | 434 | 389 | 36 | 27 | 30 | 21 | 8 |
| Raisin Township, Precinct 2 | 307 | 289 | 23 | 19 | 19 | 11 | 7 |
| Raisin Township, Precinct 3 | 415 | 368 | 31 | 14 | 28 | 19 | 5 |
| Ridgeway Township, Precinct 1 | 192 | 167 | 25 | 17 | 12 | 13 | 11 |
| Riga Township, Precinct 1 | 166 | 154 | 8 | 13 | 12 | 4 | 3 |
| Rollin Township, Precinct 1 | 410 | 356 | 31 | 17 | 42 | 20 | 18 |
| Rome Township, Precinct 1 | 195 | 166 | 17 | 20 | 26 | 13 | 7 |
| Seneca Township, Precinct 1 | 115 | 91 | 8 | 5 | 6 | 3 | 6 |
| Tecumseh Township, Precinct 1 | 352 | 331 | 27 | 16 | 24 | 20 | 11 |
| Woodstock Township, Precinct 1 | 298 | 265 | 25 | 14 | 30 | 13 | 18 |
| Woodstock Township, Precinct 2 | 142 | 116 | 15 | 12 | 13 | 5 | 5 |
| Lenawee County Michigan - Total | 13,946 | 12,394 | 1,074 | 740 | 916 | 574 | 435 |
| **Cumulative** | | | | | | | |
| Cumulative | 0 | 0 | 0 | 0 | 0 | 0 | 0 |
| Cumulative - Total | 0 | 0 | 0 | 0 | 0 | 0 | 0 |
| County - Total | 13,946 | 12,394 | 1,074 | 740 | 916 | 574 | 435 |

| Precinct | Bridgette R. Abraham-Guzman (NLP) | | Total Votes | David Mott Qualified Write In | | Unresolved Write-In |
|---|---|---|---|---|---|---|
| Franklin Township, Precinct 1 | 15 | | 2,498 | 0 | | 6 |
| Hudson Township, Precinct 1 | 9 | | 1,090 | 0 | | 0 |
| Macon Township, Precinct 1 | 12 | | 1,177 | 0 | | 5 |
| Madison Charter Township, Precinct 1 | 7 | | 1,285 | 0 | | 1 |
| Madison Charter Township, Precinct 2 | 12 | | 1,440 | 0 | | 4 |
| Madison Charter Township, Precinct 3 | 7 | | 1,291 | 0 | | 3 |
| Medina Township, Precinct 1 | 1 | | 599 | 0 | | 4 |
| Ogden Township, Precinct 1 | 7 | | 746 | 0 | | 0 |
| Palmyra Township, Precinct 1 | 8 | | 1,483 | 0 | | 8 |
| Raisin Township, Precinct 1 | 11 | | 2,289 | 0 | | 5 |
| Raisin Township, Precinct 2 | 8 | | 1,539 | 0 | | 5 |
| Raisin Township, Precinct 3 | 10 | | 1,835 | 0 | | 5 |
| Ridgeway Township, Precinct 1 | 9 | | 1,160 | 0 | | 3 |
| Riga Township, Precinct 1 | 2 | | 997 | 0 | | 1 |
| Rollin Township, Precinct 1 | 17 | | 2,300 | 0 | | 6 |
| Rome Township, Precinct 1 | 8 | | 1,357 | 0 | | 2 |
| Seneca Township, Precinct 1 | 3 | | 664 | 0 | | 2 |
| Tecumseh Township, Precinct 1 | 7 | | 1,837 | 0 | | 11 |
| Woodstock Township, Precinct 1 | 10 | | 1,710 | 0 | | 4 |
| Woodstock Township, Precinct 2 | 10 | | 769 | 0 | | 2 |
| Lenawee County Michigan - Total | 475 | | 65,882 | 5 | | 192 |
| **Cumulative** | | | | | | |
| Cumulative | 0 | | 0 | 0 | | 0 |
| Cumulative - Total | 0 | | 0 | 0 | | 0 |
| County - Total | 475 | | 65,882 | 5 | | 192 |

# Wayne State Gov (Vote for 2)

| Precinct | Times Cast | Registered Voters |
|---|---|---|
| **County** | | |
| **Lenawee County Michigan** | | |
| City of Adrian, Precinct 1 | 1,048 | 2,289 |
| City of Adrian, Precinct 2 | 745 | 2,123 |
| City of Adrian, Precinct 3 | 729 | 2,125 |
| City of Adrian, Precinct 4 | 1,326 | 2,260 |
| City of Adrian, Precinct 5 | 1,153 | 2,371 |
| City of Adrian, Precinct 6 | 1,113 | 2,399 |
| City of Hudson, Precinct 1 | 718 | 1,531 |
| City of Morenci, Precinct 1 | 717 | 1,668 |
| City of Tecumseh, Precinct 1 | 1,162 | 1,694 |
| City of Tecumseh, Precinct 2 | 1,063 | 1,554 |
| City of Tecumseh, Precinct 3 | 978 | 1,644 |
| City of Tecumseh, Precinct 4 | 1,067 | 1,728 |
| Adrian Township, Precinct 1 | 1,676 | 2,570 |
| Adrian Township, Precinct 2 | 1,460 | 2,479 |
| Blissfield Township, Precinct 1 | 318 | 489 |
| Blissfield Township, Precinct 2 | 1,421 | 2,506 |
| Cambridge Township, Precinct 1 | 1,129 | 1,758 |
| Cambridge Township, Precinct 2 | 1,014 | 1,570 |
| Cambridge Township, Precinct 3 | 828 | 1,240 |
| Clinton Township, Precinct 1 | 642 | 963 |
| Clinton Township, Precinct 2 | 1,152 | 1,798 |
| Deerfield Township, Precinct 1 | 671 | 1,115 |
| Dover Township, Precinct 1 | 628 | 1,273 |
| Fairfield Township, Precinct 1 | 656 | 1,275 |

| Precinct | Diane Dunaskiss (REP) | David Nicholson (REP) |
|---|---|---|
| **County** | | |
| **Lenawee County Michigan** | | |
| City of Adrian, Precinct 1 | 259 | 216 |
| City of Adrian, Precinct 2 | 220 | 195 |
| City of Adrian, Precinct 3 | 219 | 196 |
| City of Adrian, Precinct 4 | 449 | 425 |
| City of Adrian, Precinct 5 | 407 | 358 |
| City of Adrian, Precinct 6 | 393 | 364 |
| City of Hudson, Precinct 1 | 353 | 337 |
| City of Morenci, Precinct 1 | 367 | 326 |
| City of Tecumseh, Precinct 1 | 471 | 430 |
| City of Tecumseh, Precinct 2 | 445 | 429 |
| City of Tecumseh, Precinct 3 | 358 | 318 |
| City of Tecumseh, Precinct 4 | 403 | 370 |
| Adrian Township, Precinct 1 | 855 | 807 |
| Adrian Township, Precinct 2 | 647 | 588 |
| Blissfield Township, Precinct 1 | 173 | 171 |
| Blissfield Township, Precinct 2 | 619 | 589 |
| Cambridge Township, Precinct 1 | 572 | 503 |
| Cambridge Township, Precinct 2 | 441 | 422 |
| Cambridge Township, Precinct 3 | 392 | 364 |
| Clinton Township, Precinct 1 | 313 | 274 |
| Clinton Township, Precinct 2 | 438 | 404 |
| Deerfield Township, Precinct 1 | 327 | 308 |
| Dover Township, Precinct 1 | 329 | 297 |
| Fairfield Township, Precinct 1 | 360 | 318 |

| Precinct | Bryan C. Barnhill (DEM) | Anil Kumar (DEM) | Jon Elgas (LIB) | John T. Hargenrader (LIB) | Christine C. Schwartz (UST) | Marc Joseph Sosnowski (UST) | Total Votes | Unresolved Write-In |
|---|---|---|---|---|---|---|---|---|
| **County** | | | | | | | | |
| **Lenawee County Michigan** | | | | | | | | |
| City of Adrian, Precinct 1 | 536 | 509 | 18 | 17 | 49 | 15 | 1,619 | 12 |
| City of Adrian, Precinct 2 | 363 | 323 | 22 | 17 | 43 | 19 | 1,202 | 8 |
| City of Adrian, Precinct 3 | 353 | 339 | 23 | 11 | 35 | 18 | 1,194 | 4 |
| City of Adrian, Precinct 4 | 566 | 528 | 24 | 22 | 43 | 17 | 2,074 | 15 |
| City of Adrian, Precinct 5 | 497 | 462 | 28 | 22 | 60 | 21 | 1,855 | 6 |
| City of Adrian, Precinct 6 | 465 | 421 | 30 | 18 | 43 | 14 | 1,748 | 3 |
| City of Hudson, Precinct 1 | 194 | 175 | 21 | 17 | 38 | 15 | 1,150 | 6 |
| City of Morenci, Precinct 1 | 207 | 173 | 17 | 16 | 28 | 12 | 1,146 | 5 |
| City of Tecumseh, Precinct 1 | 435 | 402 | 36 | 28 | 41 | 23 | 1,866 | 4 |
| City of Tecumseh, Precinct 2 | 377 | 355 | 25 | 18 | 25 | 14 | 1,688 | 13 |
| City of Tecumseh, Precinct 3 | 403 | 380 | 31 | 34 | 34 | 15 | 1,573 | 4 |
| City of Tecumseh, Precinct 4 | 421 | 414 | 30 | 34 | 31 | 11 | 1,714 | 5 |
| Adrian Township, Precinct 1 | 500 | 465 | 24 | 20 | 52 | 27 | 2,750 | 7 |
| Adrian Township, Precinct 2 | 493 | 456 | 35 | 31 | 50 | 32 | 2,332 | 1 |
| Blissfield Township, Precinct 1 | 67 | 56 | 9 | 6 | 15 | 7 | 504 | 0 |
| Blissfield Township, Precinct 2 | 419 | 374 | 32 | 30 | 57 | 21 | 2,141 | 3 |
| Cambridge Township, Precinct 1 | 304 | 253 | 22 | 21 | 36 | 13 | 1,724 | 8 |
| Cambridge Township, Precinct 2 | 328 | 289 | 32 | 25 | 45 | 17 | 1,599 | 3 |
| Cambridge Township, Precinct 3 | 267 | 240 | 17 | 14 | 20 | 9 | 1,323 | 1 |
| Clinton Township, Precinct 1 | 181 | 161 | 12 | 7 | 28 | 10 | 986 | 2 |
| Clinton Township, Precinct 2 | 419 | 372 | 43 | 29 | 48 | 28 | 1,781 | 12 |
| Deerfield Township, Precinct 1 | 182 | 151 | 12 | 8 | 34 | 12 | 1,034 | 5 |
| Dover Township, Precinct 1 | 160 | 136 | 10 | 12 | 15 | 11 | 970 | 0 |
| Fairfield Township, Precinct 1 | 167 | 139 | 17 | 14 | 22 | 13 | 1,050 | 3 |

| Precinct | Times Cast | Registered Voters |
|---|---|---|
| Franklin Township, Precinct 1 | 1,537 | 2,447 |
| Hudson Township, Precinct 1 | 657 | 1,200 |
| Macon Township, Precinct 1 | 726 | 1,054 |
| Madison Charter Township, Precinct 1 | 819 | 2,005 |
| Madison Charter Township, Precinct 2 | 2,119 | 1,517 |
| Madison Charter Township, Precinct 3 | 784 | 1,283 |
| Medina Township, Precinct 1 | 383 | 871 |
| Ogden Township, Precinct 1 | 453 | 739 |
| Palmyra Township, Precinct 1 | 908 | 1,630 |
| Raisin Township, Precinct 1 | 1,397 | 2,376 |
| Raisin Township, Precinct 2 | 955 | 1,622 |
| Raisin Township, Precinct 3 | 1,165 | 1,886 |
| Ridgeway Township, Precinct 1 | 708 | 1,152 |
| Riga Township, Precinct 1 | 607 | 1,060 |
| Rollin Township, Precinct 1 | 1,445 | 2,474 |
| Rome Township, Precinct 1 | 821 | 1,404 |
| Seneca Township, Precinct 1 | 395 | 839 |
| Tecumseh Township, Precinct 1 | 1,121 | 1,742 |
| Woodstock Township, Precinct 1 | 1,068 | 1,987 |
| Woodstock Township, Precinct 2 | 489 | 979 |
| Lenawee County Michigan - Total | 41,971 | 72,689 |
| **Cumulative** | | |
| Cumulative | 0 | 0 |
| Cumulative - Total | 0 | 0 |
| County - Total | 41,971 | 72,689 |

| Precinct | Diane Dunaskiss (REP) | David Nicholson (REP) |
|---|---|---|
| Franklin Township, Precinct 1 | 752 | 708 |
| Hudson Township, Precinct 1 | 339 | 318 |
| Macon Township, Precinct 1 | 397 | 361 |
| Madison Charter Township, Precinct 1 | 317 | 296 |
| Madison Charter Township, Precinct 2 | 468 | 441 |
| Madison Charter Township, Precinct 3 | 370 | 339 |
| Medina Township, Precinct 1 | 196 | 197 |
| Ogden Township, Precinct 1 | 248 | 238 |
| Palmyra Township, Precinct 1 | 469 | 429 |
| Raisin Township, Precinct 1 | 695 | 631 |
| Raisin Township, Precinct 2 | 429 | 414 |
| Raisin Township, Precinct 3 | 485 | 454 |
| Ridgeway Township, Precinct 1 | 366 | 345 |
| Riga Township, Precinct 1 | 334 | 305 |
| Rollin Township, Precinct 1 | 713 | 658 |
| Rome Township, Precinct 1 | 472 | 440 |
| Seneca Township, Precinct 1 | 225 | 211 |
| Tecumseh Township, Precinct 1 | 536 | 502 |
| Woodstock Township, Precinct 1 | 546 | 493 |
| Woodstock Township, Precinct 2 | 247 | 209 |
| Lenawee County Michigan - Total | 18,414 | 16,998 |
| **Cumulative** | | |
| Cumulative | 0 | 0 |
| Cumulative - Total | 0 | 0 |
| County - Total | 18,414 | 16,998 |

| Precinct | Bryan C. Barnhill (DEM) | Anil Kumar (DEM) | Jon Elgas (LIB) | John T. Hargenrader (LIB) | Christine C. Schwartz (UST) | Marc Joseph Sosnowski (UST) | Total Votes | Unresolved Write-In |
|---|---|---|---|---|---|---|---|---|
| Franklin Township, Precinct 1 | 428 | 401 | 44 | 29 | 41 | 18 | 2,421 | 3 |
| Hudson Township, Precinct 1 | 188 | 171 | 11 | 9 | 22 | 9 | 1,067 | 2 |
| Macon Township, Precinct 1 | 169 | 153 | 21 | 11 | 22 | 11 | 1,145 | 5 |
| Madison Charter Township, Precinct 1 | 296 | 273 | 19 | 16 | 35 | 14 | 1,266 | 1 |
| Madison Charter Township, Precinct 2 | 246 | 205 | 13 | 12 | 23 | 11 | 1,419 | 5 |
| Madison Charter Township, Precinct 3 | 273 | 246 | 14 | 8 | 20 | 12 | 1,282 | 4 |
| Medina Township, Precinct 1 | 89 | 82 | 6 | 5 | 11 | 4 | 590 | 0 |
| Ogden Township, Precinct 1 | 99 | 97 | 12 | 11 | 16 | 6 | 727 | 2 |
| Palmyra Township, Precinct 1 | 236 | 216 | 30 | 24 | 31 | 14 | 1,449 | 8 |
| Raisin Township, Precinct 1 | 405 | 372 | 32 | 29 | 43 | 23 | 2,230 | 8 |
| Raisin Township, Precinct 2 | 294 | 276 | 23 | 18 | 33 | 7 | 1,494 | 6 |
| Raisin Township, Precinct 3 | 403 | 358 | 22 | 15 | 40 | 12 | 1,789 | 11 |
| Ridgeway Township, Precinct 1 | 177 | 161 | 19 | 22 | 24 | 14 | 1,128 | 3 |
| Riga Township, Precinct 1 | 155 | 140 | 10 | 8 | 13 | 4 | 969 | 1 |
| Rollin Township, Precinct 1 | 398 | 338 | 25 | 20 | 58 | 34 | 2,244 | 7 |
| Rome Township, Precinct 1 | 186 | 150 | 25 | 19 | 32 | 10 | 1,334 | 2 |
| Seneca Township, Precinct 1 | 104 | 85 | 7 | 5 | 10 | 5 | 652 | 3 |
| Tecumseh Township, Precinct 1 | 345 | 309 | 22 | 21 | 34 | 16 | 1,785 | 8 |
| Woodstock Township, Precinct 1 | 273 | 247 | 20 | 17 | 50 | 23 | 1,669 | 4 |
| Woodstock Township, Precinct 2 | 122 | 112 | 15 | 11 | 24 | 12 | 752 | 2 |
| Lenawee County Michigan - Total | 13,190 | 11,965 | 960 | 781 | 1,474 | 653 | 64,435 | 215 |
| **Cumulative** | | | | | | | | |
| Cumulative | 0 | 0 | 0 | 0 | 0 | 0 | 0 | 0 |
| Cumulative - Total | 0 | 0 | 0 | 0 | 0 | 0 | 0 | 0 |
| County - Total | 13,190 | 11,965 | 960 | 781 | 1,474 | 653 | 64,435 | 215 |

# Justice Supreme Court (Vote for 2)

| Precinct | Times Cast | Registered Voters | Samuel Bagenstos | Megan Kathleen Cavanagh |
|---|---|---|---|---|
| **County** | | | | |
| **Lenawee County Michigan** | | | | |
| City of Adrian, Precinct 1 | 1,048 | 2,289 | 220 | 471 |
| City of Adrian, Precinct 2 | 745 | 2,123 | 104 | 306 |
| City of Adrian, Precinct 3 | 729 | 2,125 | 102 | 227 |
| City of Adrian, Precinct 4 | 1,326 | 2,260 | 237 | 485 |
| City of Adrian, Precinct 5 | 1,153 | 2,371 | 195 | 463 |
| City of Adrian, Precinct 6 | 1,113 | 2,399 | 181 | 437 |
| City of Hudson, Precinct 1 | 718 | 1,531 | 98 | 270 |
| City of Morenci, Precinct 1 | 717 | 1,668 | 50 | 298 |
| City of Tecumseh, Precinct 1 | 1,162 | 1,694 | 179 | 388 |
| City of Tecumseh, Precinct 2 | 1,063 | 1,554 | 139 | 335 |
| City of Tecumseh, Precinct 3 | 978 | 1,644 | 172 | 407 |
| City of Tecumseh, Precinct 4 | 1,067 | 1,728 | 213 | 430 |
| Adrian Township, Precinct 1 | 1,676 | 2,570 | 254 | 608 |
| Adrian Township, Precinct 2 | 1,460 | 2,479 | 154 | 569 |
| Blissfield Township, Precinct 1 | 318 | 489 | 20 | 71 |
| Blissfield Township, Precinct 2 | 1,421 | 2,506 | 139 | 463 |
| Cambridge Township, Precinct 1 | 1,129 | 1,758 | 119 | 335 |
| Cambridge Township, Precinct 2 | 1,014 | 1,570 | 135 | 345 |
| Cambridge Township, Precinct 3 | 828 | 1,240 | 126 | 313 |
| Clinton Township, Precinct 1 | 642 | 963 | 56 | 219 |
| Clinton Township, Precinct 2 | 1,152 | 1,798 | 138 | 325 |
| Deerfield Township, Precinct 1 | 671 | 1,115 | 58 | 210 |
| Dover Township, Precinct 1 | 628 | 1,273 | 54 | 156 |
| Fairfield Township, Precinct 1 | 656 | 1,275 | 64 | 198 |

| Precinct | Elizabeth T. Clement | Doug Dern | Kerry Lee Morgan | Kurtis T. Wilder | Total Votes | Unresolved Write-In |
|---|---|---|---|---|---|---|
| **County** | | | | | | |
| **Lenawee County Michigan** | | | | | | |
| City of Adrian, Precinct 1 | 396 | 51 | 109 | 211 | 1,458 | 36 |
| City of Adrian, Precinct 2 | 308 | 63 | 93 | 180 | 1,054 | 23 |
| City of Adrian, Precinct 3 | 344 | 68 | 105 | 197 | 1,043 | 17 |
| City of Adrian, Precinct 4 | 530 | 82 | 140 | 465 | 1,939 | 23 |
| City of Adrian, Precinct 5 | 468 | 35 | 156 | 427 | 1,744 | 16 |
| City of Adrian, Precinct 6 | 466 | 36 | 76 | 429 | 1,625 | 5 |
| City of Hudson, Precinct 1 | 346 | 29 | 56 | 243 | 1,042 | 8 |
| City of Morenci, Precinct 1 | 333 | 55 | 68 | 238 | 1,042 | 9 |
| City of Tecumseh, Precinct 1 | 590 | 82 | 92 | 389 | 1,720 | 6 |
| City of Tecumseh, Precinct 2 | 473 | 64 | 100 | 408 | 1,519 | 20 |
| City of Tecumseh, Precinct 3 | 393 | 42 | 108 | 342 | 1,464 | 7 |
| City of Tecumseh, Precinct 4 | 434 | 41 | 70 | 418 | 1,606 | 13 |
| Adrian Township, Precinct 1 | 800 | 71 | 115 | 607 | 2,455 | 19 |
| Adrian Township, Precinct 2 | 709 | 82 | 117 | 490 | 2,121 | 18 |
| Blissfield Township, Precinct 1 | 184 | 28 | 28 | 135 | 466 | 5 |
| Blissfield Township, Precinct 2 | 592 | 145 | 153 | 539 | 2,031 | 7 |
| Cambridge Township, Precinct 1 | 476 | 49 | 154 | 501 | 1,634 | 10 |
| Cambridge Township, Precinct 2 | 441 | 54 | 65 | 465 | 1,505 | 13 |
| Cambridge Township, Precinct 3 | 401 | 33 | 50 | 295 | 1,218 | 4 |
| Clinton Township, Precinct 1 | 316 | 33 | 55 | 229 | 908 | 6 |
| Clinton Township, Precinct 2 | 587 | 97 | 111 | 369 | 1,627 | 12 |
| Deerfield Township, Precinct 1 | 266 | 84 | 77 | 241 | 936 | 12 |
| Dover Township, Precinct 1 | 242 | 26 | 99 | 312 | 889 | 3 |
| Fairfield Township, Precinct 1 | 309 | 30 | 38 | 340 | 979 | 8 |

| Precinct | Times Cast | Registered Voters |
|---|---|---|
| Franklin Township, Precinct 1 | 1,537 | 2,447 |
| Hudson Township, Precinct 1 | 657 | 1,200 |
| Macon Township, Precinct 1 | 726 | 1,054 |
| Madison Charter Township, Precinct 1 | 819 | 2,005 |
| Madison Charter Township, Precinct 2 | 2,120 | 1,517 |
| Madison Charter Township, Precinct 3 | 784 | 1,283 |
| Medina Township, Precinct 1 | 383 | 871 |
| Ogden Township, Precinct 1 | 453 | 739 |
| Palmyra Township, Precinct 1 | 908 | 1,630 |
| Raisin Township, Precinct 1 | 1,397 | 2,376 |
| Raisin Township, Precinct 2 | 955 | 1,622 |
| Raisin Township, Precinct 3 | 1,165 | 1,886 |
| Ridgeway Township, Precinct 1 | 708 | 1,152 |
| Riga Township, Precinct 1 | 607 | 1,060 |
| Rollin Township, Precinct 1 | 1,445 | 2,474 |
| Rome Township, Precinct 1 | 821 | 1,404 |
| Seneca Township, Precinct 1 | 395 | 839 |
| Tecumseh Township, Precinct 1 | 1,121 | 1,742 |
| Woodstock Township, Precinct 1 | 1,068 | 1,987 |
| Woodstock Township, Precinct 2 | 489 | 979 |
| Lenawee County Michigan - Total | 41,972 | 72,689 |
| **Cumulative** | | |
| Cumulative | 0 | 0 |
| Cumulative - Total | 0 | 0 |
| County - Total | 41,972 | 72,689 |

| Precinct | Samuel Bagenstos | Megan Kathleen Cavanagh |
|---|---|---|
| Franklin Township, Precinct 1 | 221 | 538 |
| Hudson Township, Precinct 1 | 40 | 231 |
| Macon Township, Precinct 1 | 60 | 187 |
| Madison Charter Township, Precinct 1 | 92 | 251 |
| Madison Charter Township, Precinct 2 | 73 | 266 |
| Madison Charter Township, Precinct 3 | 119 | 279 |
| Medina Township, Precinct 1 | 46 | 131 |
| Ogden Township, Precinct 1 | 32 | 154 |
| Palmyra Township, Precinct 1 | 75 | 234 |
| Raisin Township, Precinct 1 | 149 | 400 |
| Raisin Township, Precinct 2 | 123 | 287 |
| Raisin Township, Precinct 3 | 166 | 371 |
| Ridgeway Township, Precinct 1 | 96 | 255 |
| Riga Township, Precinct 1 | 42 | 226 |
| Rollin Township, Precinct 1 | 127 | 380 |
| Rome Township, Precinct 1 | 61 | 195 |
| Seneca Township, Precinct 1 | 40 | 120 |
| Tecumseh Township, Precinct 1 | 146 | 346 |
| Woodstock Township, Precinct 1 | 162 | 370 |
| Woodstock Township, Precinct 2 | 39 | 183 |
| Lenawee County Michigan - Total | 5,116 | 13,733 |
| **Cumulative** | | |
| Cumulative | 0 | 0 |
| Cumulative - Total | 0 | 0 |
| County - Total | 5,116 | 13,733 |

| Precinct | Elizabeth T. Clement | Doug Dern | Kerry Lee Morgan | Kurtis T. Wilder | Total Votes | Unresolved Write-In |
|---|---|---|---|---|---|---|
| Franklin Township, Precinct 1 | 715 | 68 | 121 | 586 | 2,249 | 12 |
| Hudson Township, Precinct 1 | 327 | 50 | 56 | 236 | 940 | 3 |
| Macon Township, Precinct 1 | 377 | 80 | 62 | 288 | 1,054 | 12 |
| Madison Charter Township, Precinct 1 | 332 | 80 | 107 | 290 | 1,152 | 14 |
| Madison Charter Township, Precinct 2 | 382 | 37 | 145 | 411 | 1,314 | 9 |
| Madison Charter Township, Precinct 3 | 369 | 30 | 47 | 346 | 1,190 | 9 |
| Medina Township, Precinct 1 | 182 | 12 | 26 | 146 | 543 | 5 |
| Ogden Township, Precinct 1 | 237 | 28 | 33 | 186 | 670 | 2 |
| Palmyra Township, Precinct 1 | 481 | 88 | 101 | 387 | 1,366 | 10 |
| Raisin Township, Precinct 1 | 592 | 134 | 173 | 548 | 1,996 | 25 |
| Raisin Township, Precinct 2 | 404 | 31 | 126 | 448 | 1,419 | 10 |
| Raisin Township, Precinct 3 | 485 | 44 | 58 | 495 | 1,619 | 27 |
| Ridgeway Township, Precinct 1 | 327 | 40 | 47 | 277 | 1,042 | 12 |
| Riga Township, Precinct 1 | 307 | 39 | 42 | 208 | 864 | 7 |
| Rollin Township, Precinct 1 | 775 | 127 | 117 | 527 | 2,053 | 10 |
| Rome Township, Precinct 1 | 346 | 114 | 92 | 359 | 1,167 | 18 |
| Seneca Township, Precinct 1 | 151 | 13 | 59 | 171 | 554 | 9 |
| Tecumseh Township, Precinct 1 | 490 | 45 | 67 | 518 | 1,612 | 19 |
| Woodstock Township, Precinct 1 | 502 | 59 | 82 | 369 | 1,544 | 9 |
| Woodstock Township, Precinct 2 | 228 | 34 | 41 | 169 | 694 | 3 |
| Lenawee County Michigan - Total | 18,413 | 2,533 | 3,837 | 15,435 | 59,067 | 525 |
| **Cumulative** | | | | | | |
| Cumulative | 0 | 0 | 0 | 0 | 0 | 0 |
| Cumulative - Total | 0 | 0 | 0 | 0 | 0 | 0 |
| County - Total | 18,413 | 2,533 | 3,837 | 15,435 | 59,067 | 525 |

# Judge Appeals 1 (Vote for 2)

| Precinct | Times Cast | Registered Voters | Kirsten Frank Kelly | Michael J. Riordan | Total Votes |
|---|---|---|---|---|---|
| **County** | | | | | |
| **Lenawee County Michigan** | | | | | |
| City of Adrian, Precinct 1 | 1,048 | 2,289 | 668 | 507 | 1,175 |
| City of Adrian, Precinct 2 | 745 | 2,123 | 489 | 369 | 858 |
| City of Adrian, Precinct 3 | 729 | 2,125 | 470 | 350 | 820 |
| City of Adrian, Precinct 4 | 1,326 | 2,260 | 808 | 656 | 1,464 |
| City of Adrian, Precinct 5 | 1,153 | 2,371 | 779 | 588 | 1,367 |
| City of Adrian, Precinct 6 | 1,113 | 2,399 | 728 | 559 | 1,287 |
| City of Hudson, Precinct 1 | 718 | 1,531 | 471 | 384 | 855 |
| City of Morenci, Precinct 1 | 717 | 1,668 | 483 | 389 | 872 |
| City of Tecumseh, Precinct 1 | 1,162 | 1,694 | 703 | 601 | 1,304 |
| City of Tecumseh, Precinct 2 | 1,063 | 1,554 | 659 | 574 | 1,233 |
| City of Tecumseh, Precinct 3 | 978 | 1,644 | 619 | 517 | 1,136 |
| City of Tecumseh, Precinct 4 | 1,067 | 1,728 | 673 | 568 | 1,241 |
| Adrian Township, Precinct 1 | 1,676 | 2,570 | 1,040 | 902 | 1,942 |
| Adrian Township, Precinct 2 | 1,460 | 2,479 | 942 | 747 | 1,689 |
| Blissfield Township, Precinct 1 | 318 | 489 | 198 | 172 | 370 |
| Blissfield Township, Precinct 2 | 1,421 | 2,506 | 940 | 756 | 1,696 |
| Cambridge Township, Precinct 1 | 1,129 | 1,758 | 741 | 613 | 1,354 |
| Cambridge Township, Precinct 2 | 1,014 | 1,570 | 621 | 534 | 1,155 |
| Cambridge Township, Precinct 3 | 828 | 1,240 | 523 | 443 | 966 |
| Clinton Township, Precinct 1 | 642 | 963 | 393 | 315 | 708 |
| Clinton Township, Precinct 2 | 1,152 | 1,798 | 732 | 606 | 1,338 |
| Deerfield Township, Precinct 1 | 671 | 1,115 | 430 | 346 | 776 |
| Dover Township, Precinct 1 | 628 | 1,273 | 401 | 335 | 736 |
| Fairfield Township, Precinct 1 | 656 | 1,275 | 448 | 350 | 798 |

| Precinct | Unresolved Write-In |
|---|---|
| **County** | |
| **Lenawee County Michigan** | |
| City of Adrian, Precinct 1 | 38 |
| City of Adrian, Precinct 2 | 30 |
| City of Adrian, Precinct 3 | 15 |
| City of Adrian, Precinct 4 | 31 |
| City of Adrian, Precinct 5 | 23 |
| City of Adrian, Precinct 6 | 13 |
| City of Hudson, Precinct 1 | 11 |
| City of Morenci, Precinct 1 | 7 |
| City of Tecumseh, Precinct 1 | 18 |
| City of Tecumseh, Precinct 2 | 12 |
| City of Tecumseh, Precinct 3 | 18 |
| City of Tecumseh, Precinct 4 | 24 |
| Adrian Township, Precinct 1 | 30 |
| Adrian Township, Precinct 2 | 27 |
| Blissfield Township, Precinct 1 | 6 |
| Blissfield Township, Precinct 2 | 17 |
| Cambridge Township, Precinct 1 | 15 |
| Cambridge Township, Precinct 2 | 24 |
| Cambridge Township, Precinct 3 | 5 |
| Clinton Township, Precinct 1 | 13 |
| Clinton Township, Precinct 2 | 15 |
| Deerfield Township, Precinct 1 | 13 |
| Dover Township, Precinct 1 | 9 |
| Fairfield Township, Precinct 1 | 8 |

| Precinct | Times Cast | Registered Voters |
|---|---|---|
| Franklin Township, Precinct 1 | 1,537 | 2,447 |
| Hudson Township, Precinct 1 | 657 | 1,200 |
| Macon Township, Precinct 1 | 726 | 1,054 |
| Madison Charter Township, Precinct 1 | 819 | 2,005 |
| Madison Charter Township, Precinct 2 | 2,119 | 1,517 |
| Madison Charter Township, Precinct 3 | 784 | 1,283 |
| Medina Township, Precinct 1 | 383 | 871 |
| Ogden Township, Precinct 1 | 453 | 739 |
| Palmyra Township, Precinct 1 | 908 | 1,630 |
| Raisin Township, Precinct 1 | 1,397 | 2,376 |
| Raisin Township, Precinct 2 | 955 | 1,622 |
| Raisin Township, Precinct 3 | 1,165 | 1,886 |
| Ridgeway Township, Precinct 1 | 708 | 1,152 |
| Riga Township, Precinct 1 | 607 | 1,060 |
| Rollin Township, Precinct 1 | 1,445 | 2,474 |
| Rome Township, Precinct 1 | 821 | 1,404 |
| Seneca Township, Precinct 1 | 395 | 839 |
| Tecumseh Township, Precinct 1 | 1,121 | 1,742 |
| Woodstock Township, Precinct 1 | 1,068 | 1,987 |
| Woodstock Township, Precinct 2 | 489 | 979 |
| Lenawee County Michigan - Total | 41,971 | 72,689 |
| **Cumulative** | | |
| Cumulative | 0 | 0 |
| Cumulative - Total | 0 | 0 |
| County - Total | 41,971 | 72,689 |

| Precinct | Kirsten Frank Kelly | Michael J. Riordan | Total Votes |
|---|---|---|---|
| Franklin Township, Precinct 1 | 905 | 790 | 1,695 |
| Hudson Township, Precinct 1 | 415 | 361 | 776 |
| Macon Township, Precinct 1 | 446 | 396 | 842 |
| Madison Charter Township, Precinct 1 | 524 | 432 | 956 |
| Madison Charter Township, Precinct 2 | 572 | 508 | 1,080 |
| Madison Charter Township, Precinct 3 | 501 | 446 | 947 |
| Medina Township, Precinct 1 | 243 | 215 | 458 |
| Ogden Township, Precinct 1 | 272 | 242 | 514 |
| Palmyra Township, Precinct 1 | 609 | 526 | 1,135 |
| Raisin Township, Precinct 1 | 816 | 732 | 1,548 |
| Raisin Township, Precinct 2 | 610 | 512 | 1,122 |
| Raisin Township, Precinct 3 | 694 | 593 | 1,287 |
| Ridgeway Township, Precinct 1 | 452 | 381 | 833 |
| Riga Township, Precinct 1 | 392 | 346 | 738 |
| Rollin Township, Precinct 1 | 928 | 746 | 1,674 |
| Rome Township, Precinct 1 | 520 | 425 | 945 |
| Seneca Township, Precinct 1 | 260 | 224 | 484 |
| Tecumseh Township, Precinct 1 | 668 | 612 | 1,280 |
| Woodstock Township, Precinct 1 | 684 | 553 | 1,237 |
| Woodstock Township, Precinct 2 | 298 | 231 | 529 |
| Lenawee County Michigan - Total | 25,768 | 21,452 | 47,220 |
| **Cumulative** | | | |
| Cumulative | 0 | 0 | 0 |
| Cumulative - Total | 0 | 0 | 0 |
| County - Total | 25,768 | 21,452 | 47,220 |

| Precinct | Unresolved Write-In |
|---|---|
| Franklin Township, Precinct 1 | 19 |
| Hudson Township, Precinct 1 | 5 |
| Macon Township, Precinct 1 | 11 |
| Madison Charter Township, Precinct 1 | 17 |
| Madison Charter Township, Precinct 2 | 8 |
| Madison Charter Township, Precinct 3 | 10 |
| Medina Township, Precinct 1 | 4 |
| Ogden Township, Precinct 1 | 8 |
| Palmyra Township, Precinct 1 | 12 |
| Raisin Township, Precinct 1 | 35 |
| Raisin Township, Precinct 2 | 14 |
| Raisin Township, Precinct 3 | 39 |
| Ridgeway Township, Precinct 1 | 17 |
| Riga Township, Precinct 1 | 13 |
| Rollin Township, Precinct 1 | 12 |
| Rome Township, Precinct 1 | 21 |
| Seneca Township, Precinct 1 | 7 |
| Tecumseh Township, Precinct 1 | 25 |
| Woodstock Township, Precinct 1 | 13 |
| Woodstock Township, Precinct 2 | 4 |
| Lenawee County Michigan - Total | 716 |
| **Cumulative** | |
| Cumulative | 0 |
| Cumulative - Total | 0 |
| County - Total | 716 |

# Judge Appeals 1 Partial (Vote for 1)

| Precinct | Times Cast | Registered Voters |
|---|---|---|
| **County** | | |
| **Lenawee County Michigan** | | |
| City of Adrian, Precinct 1 | 1,048 | 2,289 |
| City of Adrian, Precinct 2 | 745 | 2,123 |
| City of Adrian, Precinct 3 | 729 | 2,125 |
| City of Adrian, Precinct 4 | 1,326 | 2,260 |
| City of Adrian, Precinct 5 | 1,153 | 2,371 |
| City of Adrian, Precinct 6 | 1,113 | 2,399 |
| City of Hudson, Precinct 1 | 718 | 1,531 |
| City of Morenci, Precinct 1 | 717 | 1,668 |
| City of Tecumseh, Precinct 1 | 1,162 | 1,694 |
| City of Tecumseh, Precinct 2 | 1,063 | 1,554 |
| City of Tecumseh, Precinct 3 | 978 | 1,644 |
| City of Tecumseh, Precinct 4 | 1,067 | 1,728 |
| Adrian Township, Precinct 1 | 1,676 | 2,570 |
| Adrian Township, Precinct 2 | 1,460 | 2,479 |
| Blissfield Township, Precinct 1 | 318 | 489 |
| Blissfield Township, Precinct 2 | 1,421 | 2,506 |
| Cambridge Township, Precinct 1 | 1,129 | 1,758 |
| Cambridge Township, Precinct 2 | 1,014 | 1,570 |
| Cambridge Township, Precinct 3 | 828 | 1,240 |
| Clinton Township, Precinct 1 | 642 | 963 |
| Clinton Township, Precinct 2 | 1,152 | 1,798 |
| Deerfield Township, Precinct 1 | 669 | 1,115 |
| Dover Township, Precinct 1 | 628 | 1,273 |
| Fairfield Township, Precinct 1 | 656 | 1,275 |

| Precinct | Thomas C. Cameron | Total Votes | Unresolved Write-In |
|---|---|---|---|
| **County** | | | |
| **Lenawee County Michigan** | | | |
| City of Adrian, Precinct 1 | 730 | 730 | 28 |
| City of Adrian, Precinct 2 | 531 | 531 | 31 |
| City of Adrian, Precinct 3 | 517 | 517 | 16 |
| City of Adrian, Precinct 4 | 849 | 849 | 23 |
| City of Adrian, Precinct 5 | 778 | 778 | 26 |
| City of Adrian, Precinct 6 | 764 | 764 | 21 |
| City of Hudson, Precinct 1 | 505 | 505 | 8 |
| City of Morenci, Precinct 1 | 529 | 529 | 9 |
| City of Tecumseh, Precinct 1 | 723 | 723 | 15 |
| City of Tecumseh, Precinct 2 | 701 | 701 | 9 |
| City of Tecumseh, Precinct 3 | 650 | 650 | 9 |
| City of Tecumseh, Precinct 4 | 705 | 705 | 12 |
| Adrian Township, Precinct 1 | 1,102 | 1,102 | 26 |
| Adrian Township, Precinct 2 | 964 | 964 | 30 |
| Blissfield Township, Precinct 1 | 212 | 212 | 4 |
| Blissfield Township, Precinct 2 | 963 | 963 | 16 |
| Cambridge Township, Precinct 1 | 745 | 745 | 14 |
| Cambridge Township, Precinct 2 | 657 | 657 | 17 |
| Cambridge Township, Precinct 3 | 545 | 545 | 8 |
| Clinton Township, Precinct 1 | 411 | 411 | 8 |
| Clinton Township, Precinct 2 | 769 | 769 | 17 |
| Deerfield Township, Precinct 1 | 454 | 454 | 9 |
| Dover Township, Precinct 1 | 448 | 448 | 5 |
| Fairfield Township, Precinct 1 | 469 | 469 | 12 |

| Precinct | Times Cast | Registered Voters |
|---|---|---|
| Franklin Township, Precinct 1 | 1,537 | 2,447 |
| Hudson Township, Precinct 1 | 657 | 1,200 |
| Macon Township, Precinct 1 | 726 | 1,054 |
| Madison Charter Township, Precinct 1 | 819 | 2,005 |
| Madison Charter Township, Precinct 2 | 2,120 | 1,517 |
| Madison Charter Township, Precinct 3 | 783 | 1,283 |
| Medina Township, Precinct 1 | 383 | 871 |
| Ogden Township, Precinct 1 | 453 | 739 |
| Palmyra Township, Precinct 1 | 908 | 1,630 |
| Raisin Township, Precinct 1 | 1,397 | 2,376 |
| Raisin Township, Precinct 2 | 955 | 1,622 |
| Raisin Township, Precinct 3 | 1,165 | 1,886 |
| Ridgeway Township, Precinct 1 | 708 | 1,152 |
| Riga Township, Precinct 1 | 607 | 1,060 |
| Rollin Township, Precinct 1 | 1,445 | 2,474 |
| Rome Township, Precinct 1 | 821 | 1,404 |
| Seneca Township, Precinct 1 | 395 | 839 |
| Tecumseh Township, Precinct 1 | 1,121 | 1,742 |
| Woodstock Township, Precinct 1 | 1,068 | 1,987 |
| Woodstock Township, Precinct 2 | 489 | 979 |
| Lenawee County Michigan - Total | 41,969 | 72,689 |
| **Cumulative** | | |
| Cumulative | 0 | 0 |
| Cumulative - Total | 0 | 0 |
| County - Total | 41,969 | 72,689 |

| Precinct | Thomas C. Cameron | | Total Votes | Unresolved Write-In |
|---|---|---|---|---|
| Franklin Township, Precinct 1 | 963 | | 963 | 19 |
| Hudson Township, Precinct 1 | 433 | | 433 | 7 |
| Macon Township, Precinct 1 | 476 | | 476 | 7 |
| Madison Charter Township, Precinct 1 | 561 | | 561 | 15 |
| Madison Charter Township, Precinct 2 | 643 | | 643 | 6 |
| Madison Charter Township, Precinct 3 | 535 | | 535 | 11 |
| Medina Township, Precinct 1 | 265 | | 265 | 2 |
| Ogden Township, Precinct 1 | 299 | | 299 | 5 |
| Palmyra Township, Precinct 1 | 663 | | 663 | 14 |
| Raisin Township, Precinct 1 | 904 | | 904 | 25 |
| Raisin Township, Precinct 2 | 634 | | 634 | 9 |
| Raisin Township, Precinct 3 | 749 | | 749 | 27 |
| Ridgeway Township, Precinct 1 | 472 | | 472 | 15 |
| Riga Township, Precinct 1 | 419 | | 419 | 9 |
| Rollin Township, Precinct 1 | 952 | | 952 | 12 |
| Rome Township, Precinct 1 | 561 | | 561 | 18 |
| Seneca Township, Precinct 1 | 290 | | 290 | 6 |
| Tecumseh Township, Precinct 1 | 731 | | 731 | 12 |
| Woodstock Township, Precinct 1 | 705 | | 705 | 13 |
| Woodstock Township, Precinct 2 | 301 | | 301 | 5 |
| Lenawee County Michigan - Total | 27,277 | | 27,277 | 610 |
| **Cumulative** | | | | |
| Cumulative | 0 | | 0 | 0 |
| Cumulative - Total | 0 | | 0 | 0 |
| County - Total | 27,277 | | 27,277 | 610 |

# Judge Circuit Crt 39 (Vote for 1)

| Precinct | Times Cast | Registered Voters | Anna Marie Anzalone | Total Votes | Unresolved Write-In |
|---|---|---|---|---|---|
| **County** | | | | | |
| **Lenawee County Michigan** | | | | | |
| City of Adrian, Precinct 1 | 1,048 | 2,289 | 786 | 786 | 31 |
| City of Adrian, Precinct 2 | 745 | 2,123 | 558 | 558 | 27 |
| City of Adrian, Precinct 3 | 729 | 2,125 | 546 | 546 | 13 |
| City of Adrian, Precinct 4 | 1,326 | 2,260 | 983 | 983 | 14 |
| City of Adrian, Precinct 5 | 1,153 | 2,371 | 865 | 865 | 24 |
| City of Adrian, Precinct 6 | 1,113 | 2,399 | 838 | 838 | 19 |
| City of Hudson, Precinct 1 | 718 | 1,531 | 521 | 521 | 14 |
| City of Morenci, Precinct 1 | 717 | 1,668 | 544 | 544 | 9 |
| City of Tecumseh, Precinct 1 | 1,162 | 1,694 | 784 | 784 | 12 |
| City of Tecumseh, Precinct 2 | 1,063 | 1,554 | 740 | 740 | 10 |
| City of Tecumseh, Precinct 3 | 978 | 1,644 | 669 | 669 | 12 |
| City of Tecumseh, Precinct 4 | 1,067 | 1,728 | 740 | 740 | 11 |
| Adrian Township, Precinct 1 | 1,676 | 2,570 | 1,245 | 1,245 | 28 |
| Adrian Township, Precinct 2 | 1,460 | 2,479 | 1,060 | 1,060 | 22 |
| Blissfield Township, Precinct 1 | 318 | 489 | 226 | 226 | 4 |
| Blissfield Township, Precinct 2 | 1,421 | 2,506 | 1,052 | 1,052 | 20 |
| Cambridge Township, Precinct 1 | 1,129 | 1,758 | 786 | 786 | 19 |
| Cambridge Township, Precinct 2 | 1,014 | 1,570 | 661 | 661 | 20 |
| Cambridge Township, Precinct 3 | 828 | 1,240 | 564 | 564 | 9 |
| Clinton Township, Precinct 1 | 642 | 963 | 421 | 421 | 9 |
| Clinton Township, Precinct 2 | 1,152 | 1,798 | 802 | 802 | 18 |
| Deerfield Township, Precinct 1 | 669 | 1,115 | 470 | 470 | 9 |
| Dover Township, Precinct 1 | 628 | 1,273 | 463 | 463 | 13 |
| Fairfield Township, Precinct 1 | 656 | 1,275 | 482 | 482 | 13 |

| Precinct | Times Cast | Registered Voters |
|---|---|---|
| Franklin Township, Precinct 1 | 1,537 | 2,447 |
| Hudson Township, Precinct 1 | 657 | 1,200 |
| Macon Township, Precinct 1 | 726 | 1,054 |
| Madison Charter Township, Precinct 1 | 819 | 2,005 |
| Madison Charter Township, Precinct 2 | 2,119 | 1,517 |
| Madison Charter Township, Precinct 3 | 784 | 1,283 |
| Medina Township, Precinct 1 | 383 | 871 |
| Ogden Township, Precinct 1 | 453 | 739 |
| Palmyra Township, Precinct 1 | 908 | 1,630 |
| Raisin Township, Precinct 1 | 1,397 | 2,376 |
| Raisin Township, Precinct 2 | 955 | 1,622 |
| Raisin Township, Precinct 3 | 1,165 | 1,886 |
| Ridgeway Township, Precinct 1 | 708 | 1,152 |
| Riga Township, Precinct 1 | 607 | 1,060 |
| Rollin Township, Precinct 1 | 1,445 | 2,474 |
| Rome Township, Precinct 1 | 821 | 1,404 |
| Seneca Township, Precinct 1 | 395 | 839 |
| Tecumseh Township, Precinct 1 | 1,121 | 1,742 |
| Woodstock Township, Precinct 1 | 1,068 | 1,987 |
| Woodstock Township, Precinct 2 | 489 | 979 |
| Lenawee County Michigan - Total | 41,969 | 72,689 |
| **Cumulative** | | |
| Cumulative | 0 | 0 |
| Cumulative - Total | 0 | 0 |
| County - Total | 41,969 | 72,689 |

| Precinct | Anna Marie Anzalone | Total Votes | Unresolved Write-In |
|---|---|---|---|
| Franklin Township, Precinct 1 | 993 | 993 | 21 |
| Hudson Township, Precinct 1 | 465 | 465 | 7 |
| Macon Township, Precinct 1 | 489 | 489 | 8 |
| Madison Charter Township, Precinct 1 | 612 | 612 | 7 |
| Madison Charter Township, Precinct 2 | 669 | 669 | 11 |
| Madison Charter Township, Precinct 3 | 578 | 578 | 12 |
| Medina Township, Precinct 1 | 265 | 265 | 3 |
| Ogden Township, Precinct 1 | 300 | 300 | 6 |
| Palmyra Township, Precinct 1 | 685 | 685 | 19 |
| Raisin Township, Precinct 1 | 926 | 926 | 23 |
| Raisin Township, Precinct 2 | 678 | 678 | 8 |
| Raisin Township, Precinct 3 | 784 | 784 | 23 |
| Ridgeway Township, Precinct 1 | 479 | 479 | 12 |
| Riga Township, Precinct 1 | 420 | 420 | 8 |
| Rollin Township, Precinct 1 | 978 | 978 | 19 |
| Rome Township, Precinct 1 | 588 | 588 | 20 |
| Seneca Township, Precinct 1 | 300 | 300 | 4 |
| Tecumseh Township, Precinct 1 | 747 | 747 | 17 |
| Woodstock Township, Precinct 1 | 738 | 738 | 15 |
| Woodstock Township, Precinct 2 | 301 | 301 | 9 |
| Lenawee County Michigan - Total | 28,801 | 28,801 | 632 |
| **Cumulative** | | | |
| Cumulative | 0 | 0 | 0 |
| Cumulative - Total | 0 | 0 | 0 |
| County - Total | 28,801 | 28,801 | 632 |

# Judge Probate Crt (Vote for 1)

| Precinct | Times Cast | Registered Voters | Gregg P. Iddings | Catherine A. Sala | Total Votes |
|---|---|---|---|---|---|
| **County** | | | | | |
| **Lenawee County Michigan** | | | | | |
| City of Adrian, Precinct 1 | 1,048 | 2,289 | 440 | 494 | 934 |
| City of Adrian, Precinct 2 | 745 | 2,123 | 310 | 356 | 666 |
| City of Adrian, Precinct 3 | 729 | 2,125 | 288 | 346 | 634 |
| City of Adrian, Precinct 4 | 1,326 | 2,260 | 596 | 612 | 1,208 |
| City of Adrian, Precinct 5 | 1,153 | 2,371 | 534 | 523 | 1,057 |
| City of Adrian, Precinct 6 | 1,113 | 2,399 | 462 | 534 | 996 |
| City of Hudson, Precinct 1 | 718 | 1,531 | 321 | 291 | 612 |
| City of Morenci, Precinct 1 | 717 | 1,668 | 272 | 350 | 622 |
| City of Tecumseh, Precinct 1 | 1,162 | 1,694 | 523 | 408 | 931 |
| City of Tecumseh, Precinct 2 | 1,063 | 1,554 | 432 | 445 | 877 |
| City of Tecumseh, Precinct 3 | 978 | 1,644 | 444 | 367 | 811 |
| City of Tecumseh, Precinct 4 | 1,067 | 1,728 | 456 | 440 | 896 |
| Adrian Township, Precinct 1 | 1,676 | 2,570 | 771 | 719 | 1,490 |
| Adrian Township, Precinct 2 | 1,460 | 2,479 | 577 | 710 | 1,287 |
| Blissfield Township, Precinct 1 | 318 | 489 | 146 | 121 | 267 |
| Blissfield Township, Precinct 2 | 1,421 | 2,506 | 568 | 636 | 1,204 |
| Cambridge Township, Precinct 1 | 1,129 | 1,758 | 462 | 481 | 943 |
| Cambridge Township, Precinct 2 | 1,014 | 1,570 | 318 | 506 | 824 |
| Cambridge Township, Precinct 3 | 828 | 1,240 | 341 | 336 | 677 |
| Clinton Township, Precinct 1 | 642 | 963 | 240 | 255 | 495 |
| Clinton Township, Precinct 2 | 1,152 | 1,798 | 474 | 437 | 911 |
| Deerfield Township, Precinct 1 | 671 | 1,115 | 233 | 305 | 538 |
| Dover Township, Precinct 1 | 628 | 1,273 | 300 | 251 | 551 |
| Fairfield Township, Precinct 1 | 656 | 1,275 | 262 | 302 | 564 |

| Precinct | Unresolved Write-In |
|---|---|
| **County** | |
| **Lenawee County Michigan** | |
| City of Adrian, Precinct 1 | 16 |
| City of Adrian, Precinct 2 | 10 |
| City of Adrian, Precinct 3 | 9 |
| City of Adrian, Precinct 4 | 12 |
| City of Adrian, Precinct 5 | 8 |
| City of Adrian, Precinct 6 | 7 |
| City of Hudson, Precinct 1 | 9 |
| City of Morenci, Precinct 1 | 8 |
| City of Tecumseh, Precinct 1 | 8 |
| City of Tecumseh, Precinct 2 | 6 |
| City of Tecumseh, Precinct 3 | 4 |
| City of Tecumseh, Precinct 4 | 9 |
| Adrian Township, Precinct 1 | 13 |
| Adrian Township, Precinct 2 | 12 |
| Blissfield Township, Precinct 1 | 3 |
| Blissfield Township, Precinct 2 | 8 |
| Cambridge Township, Precinct 1 | 12 |
| Cambridge Township, Precinct 2 | 11 |
| Cambridge Township, Precinct 3 | 5 |
| Clinton Township, Precinct 1 | 3 |
| Clinton Township, Precinct 2 | 11 |
| Deerfield Township, Precinct 1 | 6 |
| Dover Township, Precinct 1 | 4 |
| Fairfield Township, Precinct 1 | 6 |

| Precinct | Times Cast | Registered Voters |
|---|---|---|
| Franklin Township, Precinct 1 | 1,537 | 2,447 |
| Hudson Township, Precinct 1 | 657 | 1,200 |
| Macon Township, Precinct 1 | 726 | 1,054 |
| Madison Charter Township, Precinct 1 | 819 | 2,005 |
| Madison Charter Township, Precinct 2 | 2,120 | 1,517 |
| Madison Charter Township, Precinct 3 | 784 | 1,283 |
| Medina Township, Precinct 1 | 383 | 871 |
| Ogden Township, Precinct 1 | 453 | 739 |
| Palmyra Township, Precinct 1 | 908 | 1,630 |
| Raisin Township, Precinct 1 | 1,397 | 2,376 |
| Raisin Township, Precinct 2 | 955 | 1,622 |
| Raisin Township, Precinct 3 | 1,165 | 1,886 |
| Ridgeway Township, Precinct 1 | 708 | 1,152 |
| Riga Township, Precinct 1 | 607 | 1,060 |
| Rollin Township, Precinct 1 | 1,445 | 2,474 |
| Rome Township, Precinct 1 | 821 | 1,404 |
| Seneca Township, Precinct 1 | 395 | 839 |
| Tecumseh Township, Precinct 1 | 1,121 | 1,742 |
| Woodstock Township, Precinct 1 | 1,068 | 1,987 |
| Woodstock Township, Precinct 2 | 489 | 979 |
| Lenawee County Michigan - Total | 41,972 | 72,689 |
| **Cumulative** | | |
| Cumulative | 0 | 0 |
| Cumulative - Total | 0 | 0 |
| County - Total | 41,972 | 72,689 |

| Precinct | Gregg P. Iddings | Catherine A. Sala | Total Votes |
|---|---|---|---|
| Franklin Township, Precinct 1 | 616 | 648 | 1,264 |
| Hudson Township, Precinct 1 | 251 | 298 | 549 |
| Macon Township, Precinct 1 | 337 | 245 | 582 |
| Madison Charter Township, Precinct 1 | 357 | 378 | 735 |
| Madison Charter Township, Precinct 2 | 434 | 355 | 789 |
| Madison Charter Township, Precinct 3 | 347 | 335 | 682 |
| Medina Township, Precinct 1 | 187 | 133 | 320 |
| Ogden Township, Precinct 1 | 176 | 185 | 361 |
| Palmyra Township, Precinct 1 | 427 | 361 | 788 |
| Raisin Township, Precinct 1 | 580 | 573 | 1,153 |
| Raisin Township, Precinct 2 | 453 | 366 | 819 |
| Raisin Township, Precinct 3 | 468 | 483 | 951 |
| Ridgeway Township, Precinct 1 | 354 | 238 | 592 |
| Riga Township, Precinct 1 | 227 | 226 | 453 |
| Rollin Township, Precinct 1 | 623 | 604 | 1,227 |
| Rome Township, Precinct 1 | 340 | 378 | 718 |
| Seneca Township, Precinct 1 | 189 | 140 | 329 |
| Tecumseh Township, Precinct 1 | 464 | 444 | 908 |
| Woodstock Township, Precinct 1 | 439 | 447 | 886 |
| Woodstock Township, Precinct 2 | 141 | 222 | 363 |
| Lenawee County Michigan - Total | 17,180 | 17,284 | 34,464 |
| **Cumulative** | | | |
| Cumulative | 0 | 0 | 0 |
| Cumulative - Total | 0 | 0 | 0 |
| County - Total | 17,180 | 17,284 | 34,464 |

| Precinct | Unresolved Write-In |
|---|---|
| Franklin Township, Precinct 1 | 6 |
| Hudson Township, Precinct 1 | 2 |
| Macon Township, Precinct 1 | 10 |
| Madison Charter Township, Precinct 1 | 2 |
| Madison Charter Township, Precinct 2 | 4 |
| Madison Charter Township, Precinct 3 | 6 |
| Medina Township, Precinct 1 | 1 |
| Ogden Township, Precinct 1 | 5 |
| Palmyra Township, Precinct 1 | 4 |
| Raisin Township, Precinct 1 | 9 |
| Raisin Township, Precinct 2 | 4 |
| Raisin Township, Precinct 3 | 14 |
| Ridgeway Township, Precinct 1 | 7 |
| Riga Township, Precinct 1 | 7 |
| Rollin Township, Precinct 1 | 4 |
| Rome Township, Precinct 1 | 6 |
| Seneca Township, Precinct 1 | 0 |
| Tecumseh Township, Precinct 1 | 7 |
| Woodstock Township, Precinct 1 | 4 |
| Woodstock Township, Precinct 2 | 3 |
| Lenawee County Michigan - Total | 305 |
| **Cumulative** | |
| Cumulative | 0 |
| Cumulative - Total | 0 |
| County - Total | 305 |

# State Prop 18-1 Marijuana (Vote for 1)

| Precinct | Times Cast | Registered Voters |
|---|---|---|
| **County** | | |
| **Lenawee County Michigan** | | |
| City of Adrian, Precinct 1 | 1,048 | 2,289 |
| City of Adrian, Precinct 2 | 745 | 2,123 |
| City of Adrian, Precinct 3 | 729 | 2,125 |
| City of Adrian, Precinct 4 | 1,326 | 2,260 |
| City of Adrian, Precinct 5 | 1,153 | 2,371 |
| City of Adrian, Precinct 6 | 1,113 | 2,399 |
| City of Hudson, Precinct 1 | 718 | 1,531 |
| City of Morenci, Precinct 1 | 717 | 1,668 |
| City of Tecumseh, Precinct 1 | 1,162 | 1,694 |
| City of Tecumseh, Precinct 2 | 1,063 | 1,554 |
| City of Tecumseh, Precinct 3 | 978 | 1,644 |
| City of Tecumseh, Precinct 4 | 1,067 | 1,728 |
| Adrian Township, Precinct 1 | 1,676 | 2,570 |
| Adrian Township, Precinct 2 | 1,460 | 2,479 |
| Blissfield Township, Precinct 1 | 318 | 489 |
| Blissfield Township, Precinct 2 | 1,421 | 2,506 |
| Cambridge Township, Precinct 1 | 1,129 | 1,758 |
| Cambridge Township, Precinct 2 | 1,014 | 1,570 |
| Cambridge Township, Precinct 3 | 828 | 1,240 |
| Clinton Township, Precinct 1 | 642 | 963 |
| Clinton Township, Precinct 2 | 1,152 | 1,798 |
| Deerfield Township, Precinct 1 | 671 | 1,115 |
| Dover Township, Precinct 1 | 628 | 1,273 |
| Fairfield Township, Precinct 1 | 656 | 1,275 |

| Precinct | Yes | No | Total Votes |
|---|---|---|---|
| **County** | | | |
| **Lenawee County Michigan** | | | |
| City of Adrian, Precinct 1 | 618 | 396 | 1,014 |
| City of Adrian, Precinct 2 | 515 | 216 | 731 |
| City of Adrian, Precinct 3 | 464 | 246 | 710 |
| City of Adrian, Precinct 4 | 698 | 604 | 1,302 |
| City of Adrian, Precinct 5 | 625 | 509 | 1,134 |
| City of Adrian, Precinct 6 | 593 | 496 | 1,089 |
| City of Hudson, Precinct 1 | 370 | 331 | 701 |
| City of Morenci, Precinct 1 | 362 | 337 | 699 |
| City of Tecumseh, Precinct 1 | 578 | 557 | 1,135 |
| City of Tecumseh, Precinct 2 | 546 | 502 | 1,048 |
| City of Tecumseh, Precinct 3 | 597 | 366 | 963 |
| City of Tecumseh, Precinct 4 | 592 | 445 | 1,037 |
| Adrian Township, Precinct 1 | 696 | 938 | 1,634 |
| Adrian Township, Precinct 2 | 700 | 727 | 1,427 |
| Blissfield Township, Precinct 1 | 124 | 187 | 311 |
| Blissfield Township, Precinct 2 | 660 | 727 | 1,387 |
| Cambridge Township, Precinct 1 | 548 | 554 | 1,102 |
| Cambridge Township, Precinct 2 | 574 | 419 | 993 |
| Cambridge Township, Precinct 3 | 408 | 404 | 812 |
| Clinton Township, Precinct 1 | 300 | 329 | 629 |
| Clinton Township, Precinct 2 | 684 | 448 | 1,132 |
| Deerfield Township, Precinct 1 | 333 | 314 | 647 |
| Dover Township, Precinct 1 | 264 | 350 | 614 |
| Fairfield Township, Precinct 1 | 297 | 351 | 648 |

| Precinct | Unresolved Write-In |
|---|---|
| **County** | |
| **Lenawee County Michigan** | |
| City of Adrian, Precinct 1 | 0 |
| City of Adrian, Precinct 2 | 0 |
| City of Adrian, Precinct 3 | 0 |
| City of Adrian, Precinct 4 | 0 |
| City of Adrian, Precinct 5 | 0 |
| City of Adrian, Precinct 6 | 0 |
| City of Hudson, Precinct 1 | 0 |
| City of Morenci, Precinct 1 | 0 |
| City of Tecumseh, Precinct 1 | 0 |
| City of Tecumseh, Precinct 2 | 0 |
| City of Tecumseh, Precinct 3 | 0 |
| City of Tecumseh, Precinct 4 | 0 |
| Adrian Township, Precinct 1 | 0 |
| Adrian Township, Precinct 2 | 0 |
| Blissfield Township, Precinct 1 | 0 |
| Blissfield Township, Precinct 2 | 0 |
| Cambridge Township, Precinct 1 | 0 |
| Cambridge Township, Precinct 2 | 0 |
| Cambridge Township, Precinct 3 | 0 |
| Clinton Township, Precinct 1 | 0 |
| Clinton Township, Precinct 2 | 0 |
| Deerfield Township, Precinct 1 | 0 |
| Dover Township, Precinct 1 | 0 |
| Fairfield Township, Precinct 1 | 0 |

| Precinct | Times Cast | Registered Voters |
|---|---|---|
| Franklin Township, Precinct 1 | 1,537 | 2,447 |
| Hudson Township, Precinct 1 | 657 | 1,200 |
| Macon Township, Precinct 1 | 726 | 1,054 |
| Madison Charter Township, Precinct 1 | 819 | 2,005 |
| Madison Charter Township, Precinct 2 | 2,120 | 1,517 |
| Madison Charter Township, Precinct 3 | 784 | 1,283 |
| Medina Township, Precinct 1 | 383 | 871 |
| Ogden Township, Precinct 1 | 453 | 739 |
| Palmyra Township, Precinct 1 | 908 | 1,630 |
| Raisin Township, Precinct 1 | 1,397 | 2,376 |
| Raisin Township, Precinct 2 | 955 | 1,622 |
| Raisin Township, Precinct 3 | 1,165 | 1,886 |
| Ridgeway Township, Precinct 1 | 708 | 1,152 |
| Riga Township, Precinct 1 | 607 | 1,060 |
| Rollin Township, Precinct 1 | 1,445 | 2,474 |
| Rome Township, Precinct 1 | 821 | 1,404 |
| Seneca Township, Precinct 1 | 395 | 839 |
| Tecumseh Township, Precinct 1 | 1,121 | 1,742 |
| Woodstock Township, Precinct 1 | 1,068 | 1,987 |
| Woodstock Township, Precinct 2 | 489 | 979 |
| Lenawee County Michigan - Total | 41,972 | 72,689 |
| **Cumulative** | | |
| Cumulative | 0 | 0 |
| Cumulative - Total | 0 | 0 |
| County - Total | 41,972 | 72,689 |

| Precinct | Yes | No | Total Votes |
|---|---|---|---|
| Franklin Township, Precinct 1 | 785 | 710 | 1,495 |
| Hudson Township, Precinct 1 | 309 | 340 | 649 |
| Macon Township, Precinct 1 | 352 | 359 | 711 |
| Madison Charter Township, Precinct 1 | 424 | 380 | 804 |
| Madison Charter Township, Precinct 2 | 334 | 536 | 870 |
| Madison Charter Township, Precinct 3 | 328 | 433 | 761 |
| Medina Township, Precinct 1 | 157 | 220 | 377 |
| Ogden Township, Precinct 1 | 199 | 243 | 442 |
| Palmyra Township, Precinct 1 | 432 | 458 | 890 |
| Raisin Township, Precinct 1 | 726 | 624 | 1,350 |
| Raisin Township, Precinct 2 | 411 | 517 | 928 |
| Raisin Township, Precinct 3 | 603 | 528 | 1,131 |
| Ridgeway Township, Precinct 1 | 367 | 328 | 695 |
| Riga Township, Precinct 1 | 251 | 338 | 589 |
| Rollin Township, Precinct 1 | 744 | 668 | 1,412 |
| Rome Township, Precinct 1 | 380 | 422 | 802 |
| Seneca Township, Precinct 1 | 164 | 220 | 384 |
| Tecumseh Township, Precinct 1 | 521 | 579 | 1,100 |
| Woodstock Township, Precinct 1 | 544 | 498 | 1,042 |
| Woodstock Township, Precinct 2 | 262 | 209 | 471 |
| Lenawee County Michigan - Total | 20,439 | 19,363 | 39,802 |
| **Cumulative** | | | |
| Cumulative | 0 | 0 | 0 |
| Cumulative - Total | 0 | 0 | 0 |
| County - Total | 20,439 | 19,363 | 39,802 |

| Precinct | Unresolved Write-In |
|---|---|
| Franklin Township, Precinct 1 | 0 |
| Hudson Township, Precinct 1 | 0 |
| Macon Township, Precinct 1 | 0 |
| Madison Charter Township, Precinct 1 | 0 |
| Madison Charter Township, Precinct 2 | 0 |
| Madison Charter Township, Precinct 3 | 0 |
| Medina Township, Precinct 1 | 0 |
| Ogden Township, Precinct 1 | 0 |
| Palmyra Township, Precinct 1 | 0 |
| Raisin Township, Precinct 1 | 0 |
| Raisin Township, Precinct 2 | 0 |
| Raisin Township, Precinct 3 | 0 |
| Ridgeway Township, Precinct 1 | 0 |
| Riga Township, Precinct 1 | 0 |
| Rollin Township, Precinct 1 | 0 |
| Rome Township, Precinct 1 | 0 |
| Seneca Township, Precinct 1 | 0 |
| Tecumseh Township, Precinct 1 | 0 |
| Woodstock Township, Precinct 1 | 0 |
| Woodstock Township, Precinct 2 | 0 |
| Lenawee County Michigan - Total | 0 |
| **Cumulative** | |
| Cumulative | 0 |
| Cumulative - Total | 0 |
| County - Total | 0 |

# State Prop 18-2 Redistricting (Vote for 1)

| Precinct | Times Cast | Registered Voters | Yes | No | Total Votes |
|---|---|---|---|---|---|
| **County** | | | | | |
| **Lenawee County Michigan** | | | | | |
| City of Adrian, Precinct 1 | 1,048 | 2,289 | 725 | 264 | 989 |
| City of Adrian, Precinct 2 | 745 | 2,123 | 480 | 234 | 714 |
| City of Adrian, Precinct 3 | 729 | 2,125 | 458 | 235 | 693 |
| City of Adrian, Precinct 4 | 1,326 | 2,260 | 850 | 427 | 1,277 |
| City of Adrian, Precinct 5 | 1,153 | 2,371 | 724 | 390 | 1,114 |
| City of Adrian, Precinct 6 | 1,113 | 2,399 | 653 | 420 | 1,073 |
| City of Hudson, Precinct 1 | 718 | 1,531 | 355 | 333 | 688 |
| City of Morenci, Precinct 1 | 717 | 1,668 | 319 | 340 | 659 |
| City of Tecumseh, Precinct 1 | 1,162 | 1,694 | 702 | 412 | 1,114 |
| City of Tecumseh, Precinct 2 | 1,063 | 1,554 | 584 | 435 | 1,019 |
| City of Tecumseh, Precinct 3 | 978 | 1,644 | 585 | 348 | 933 |
| City of Tecumseh, Precinct 4 | 1,067 | 1,728 | 646 | 375 | 1,021 |
| Adrian Township, Precinct 1 | 1,676 | 2,570 | 862 | 732 | 1,594 |
| Adrian Township, Precinct 2 | 1,460 | 2,479 | 773 | 601 | 1,374 |
| Blissfield Township, Precinct 1 | 318 | 489 | 134 | 173 | 307 |
| Blissfield Township, Precinct 2 | 1,421 | 2,506 | 693 | 632 | 1,325 |
| Cambridge Township, Precinct 1 | 1,129 | 1,758 | 553 | 507 | 1,060 |
| Cambridge Township, Precinct 2 | 1,014 | 1,570 | 582 | 392 | 974 |
| Cambridge Township, Precinct 3 | 828 | 1,240 | 454 | 339 | 793 |
| Clinton Township, Precinct 1 | 642 | 963 | 316 | 296 | 612 |
| Clinton Township, Precinct 2 | 1,152 | 1,798 | 684 | 428 | 1,112 |
| Deerfield Township, Precinct 1 | 671 | 1,115 | 299 | 314 | 613 |
| Dover Township, Precinct 1 | 628 | 1,273 | 272 | 326 | 598 |
| Fairfield Township, Precinct 1 | 656 | 1,275 | 305 | 324 | 629 |

| Precinct | Unresolved Write-In |
|---|---|
| **County** | |
| **Lenawee County Michigan** | |
| City of Adrian, Precinct 1 | 0 |
| City of Adrian, Precinct 2 | 0 |
| City of Adrian, Precinct 3 | 0 |
| City of Adrian, Precinct 4 | 0 |
| City of Adrian, Precinct 5 | 0 |
| City of Adrian, Precinct 6 | 0 |
| City of Hudson, Precinct 1 | 0 |
| City of Morenci, Precinct 1 | 0 |
| City of Tecumseh, Precinct 1 | 0 |
| City of Tecumseh, Precinct 2 | 0 |
| City of Tecumseh, Precinct 3 | 0 |
| City of Tecumseh, Precinct 4 | 0 |
| Adrian Township, Precinct 1 | 0 |
| Adrian Township, Precinct 2 | 0 |
| Blissfield Township, Precinct 1 | 0 |
| Blissfield Township, Precinct 2 | 0 |
| Cambridge Township, Precinct 1 | 0 |
| Cambridge Township, Precinct 2 | 0 |
| Cambridge Township, Precinct 3 | 0 |
| Clinton Township, Precinct 1 | 0 |
| Clinton Township, Precinct 2 | 0 |
| Deerfield Township, Precinct 1 | 0 |
| Dover Township, Precinct 1 | 0 |
| Fairfield Township, Precinct 1 | 0 |

| Precinct | Times Cast | Registered Voters |
|---|---|---|
| Franklin Township, Precinct 1 | 1,537 | 2,447 |
| Hudson Township, Precinct 1 | 657 | 1,200 |
| Macon Township, Precinct 1 | 726 | 1,054 |
| Madison Charter Township, Precinct 1 | 819 | 2,005 |
| Madison Charter Township, Precinct 2 | 2,120 | 1,517 |
| Madison Charter Township, Precinct 3 | 784 | 1,283 |
| Medina Township, Precinct 1 | 383 | 871 |
| Ogden Township, Precinct 1 | 453 | 739 |
| Palmyra Township, Precinct 1 | 908 | 1,630 |
| Raisin Township, Precinct 1 | 1,397 | 2,376 |
| Raisin Township, Precinct 2 | 955 | 1,622 |
| Raisin Township, Precinct 3 | 1,165 | 1,886 |
| Ridgeway Township, Precinct 1 | 708 | 1,152 |
| Riga Township, Precinct 1 | 607 | 1,060 |
| Rollin Township, Precinct 1 | 1,445 | 2,474 |
| Rome Township, Precinct 1 | 821 | 1,404 |
| Seneca Township, Precinct 1 | 395 | 839 |
| Tecumseh Township, Precinct 1 | 1,121 | 1,742 |
| Woodstock Township, Precinct 1 | 1,068 | 1,987 |
| Woodstock Township, Precinct 2 | 489 | 979 |
| Lenawee County Michigan - Total | 41,972 | 72,689 |
| **Cumulative** | | |
| Cumulative | 0 | 0 |
| Cumulative - Total | 0 | 0 |
| County - Total | 41,972 | 72,689 |

| Precinct | Yes | No | Total Votes |
|---|---|---|---|
| Franklin Township, Precinct 1 | 764 | 707 | 1,471 |
| Hudson Township, Precinct 1 | 305 | 323 | 628 |
| Macon Township, Precinct 1 | 329 | 362 | 691 |
| Madison Charter Township, Precinct 1 | 442 | 330 | 772 |
| Madison Charter Township, Precinct 2 | 375 | 479 | 854 |
| Madison Charter Township, Precinct 3 | 419 | 316 | 735 |
| Medina Township, Precinct 1 | 154 | 203 | 357 |
| Ogden Township, Precinct 1 | 187 | 243 | 430 |
| Palmyra Township, Precinct 1 | 382 | 489 | 871 |
| Raisin Township, Precinct 1 | 711 | 601 | 1,312 |
| Raisin Township, Precinct 2 | 511 | 381 | 892 |
| Raisin Township, Precinct 3 | 617 | 480 | 1,097 |
| Ridgeway Township, Precinct 1 | 322 | 351 | 673 |
| Riga Township, Precinct 1 | 244 | 321 | 565 |
| Rollin Township, Precinct 1 | 683 | 676 | 1,359 |
| Rome Township, Precinct 1 | 331 | 442 | 773 |
| Seneca Township, Precinct 1 | 176 | 196 | 372 |
| Tecumseh Township, Precinct 1 | 598 | 468 | 1,066 |
| Woodstock Township, Precinct 1 | 528 | 479 | 1,007 |
| Woodstock Township, Precinct 2 | 243 | 211 | 454 |
| Lenawee County Michigan - Total | 21,329 | 17,335 | 38,664 |
| **Cumulative** | | | |
| Cumulative | 0 | 0 | 0 |
| Cumulative - Total | 0 | 0 | 0 |
| County - Total | 21,329 | 17,335 | 38,664 |

| Precinct | Unresolved Write-In |
|---|---|
| Franklin Township, Precinct 1 | 0 |
| Hudson Township, Precinct 1 | 0 |
| Macon Township, Precinct 1 | 0 |
| Madison Charter Township, Precinct 1 | 0 |
| Madison Charter Township, Precinct 2 | 0 |
| Madison Charter Township, Precinct 3 | 0 |
| Medina Township, Precinct 1 | 0 |
| Ogden Township, Precinct 1 | 0 |
| Palmyra Township, Precinct 1 | 0 |
| Raisin Township, Precinct 1 | 0 |
| Raisin Township, Precinct 2 | 0 |
| Raisin Township, Precinct 3 | 0 |
| Ridgeway Township, Precinct 1 | 0 |
| Riga Township, Precinct 1 | 0 |
| Rollin Township, Precinct 1 | 0 |
| Rome Township, Precinct 1 | 0 |
| Seneca Township, Precinct 1 | 0 |
| Tecumseh Township, Precinct 1 | 0 |
| Woodstock Township, Precinct 1 | 0 |
| Woodstock Township, Precinct 2 | 0 |
| Lenawee County Michigan - Total | 0 |
| **Cumulative** | |
| Cumulative | 0 |
| Cumulative - Total | 0 |
| County - Total | 0 |

# State Prop 18-3 Voting (Vote for 1)

| Precinct | Times Cast | Registered Voters | Yes | No | Total Votes |
|---|---|---|---|---|---|
| **County** | | | | | |
| **Lenawee County Michigan** | | | | | |
| City of Adrian, Precinct 1 | 1,048 | 2,289 | 778 | 213 | 991 |
| City of Adrian, Precinct 2 | 745 | 2,123 | 528 | 189 | 717 |
| City of Adrian, Precinct 3 | 729 | 2,125 | 524 | 171 | 695 |
| City of Adrian, Precinct 4 | 1,326 | 2,260 | 887 | 396 | 1,283 |
| City of Adrian, Precinct 5 | 1,153 | 2,371 | 782 | 340 | 1,122 |
| City of Adrian, Precinct 6 | 1,113 | 2,399 | 737 | 340 | 1,077 |
| City of Hudson, Precinct 1 | 718 | 1,531 | 410 | 284 | 694 |
| City of Morenci, Precinct 1 | 717 | 1,668 | 397 | 283 | 680 |
| City of Tecumseh, Precinct 1 | 1,162 | 1,694 | 757 | 355 | 1,112 |
| City of Tecumseh, Precinct 2 | 1,063 | 1,554 | 680 | 349 | 1,029 |
| City of Tecumseh, Precinct 3 | 978 | 1,644 | 640 | 304 | 944 |
| City of Tecumseh, Precinct 4 | 1,067 | 1,728 | 728 | 297 | 1,025 |
| Adrian Township, Precinct 1 | 1,676 | 2,570 | 969 | 656 | 1,625 |
| Adrian Township, Precinct 2 | 1,460 | 2,479 | 849 | 552 | 1,401 |
| Blissfield Township, Precinct 1 | 318 | 489 | 144 | 164 | 308 |
| Blissfield Township, Precinct 2 | 1,421 | 2,506 | 816 | 539 | 1,355 |
| Cambridge Township, Precinct 1 | 1,129 | 1,758 | 565 | 513 | 1,078 |
| Cambridge Township, Precinct 2 | 1,014 | 1,570 | 598 | 383 | 981 |
| Cambridge Township, Precinct 3 | 828 | 1,240 | 476 | 327 | 803 |
| Clinton Township, Precinct 1 | 642 | 963 | 361 | 259 | 620 |
| Clinton Township, Precinct 2 | 1,152 | 1,798 | 744 | 372 | 1,116 |
| Deerfield Township, Precinct 1 | 671 | 1,115 | 396 | 238 | 634 |
| Dover Township, Precinct 1 | 628 | 1,273 | 314 | 290 | 604 |
| Fairfield Township, Precinct 1 | 656 | 1,275 | 333 | 304 | 637 |

| Precinct | Unresolved Write-In |
|---|---|
| **County** | |
| **Lenawee County Michigan** | |
| City of Adrian, Precinct 1 | 0 |
| City of Adrian, Precinct 2 | 0 |
| City of Adrian, Precinct 3 | 0 |
| City of Adrian, Precinct 4 | 0 |
| City of Adrian, Precinct 5 | 0 |
| City of Adrian, Precinct 6 | 0 |
| City of Hudson, Precinct 1 | 0 |
| City of Morenci, Precinct 1 | 0 |
| City of Tecumseh, Precinct 1 | 0 |
| City of Tecumseh, Precinct 2 | 0 |
| City of Tecumseh, Precinct 3 | 0 |
| City of Tecumseh, Precinct 4 | 0 |
| Adrian Township, Precinct 1 | 0 |
| Adrian Township, Precinct 2 | 0 |
| Blissfield Township, Precinct 1 | 0 |
| Blissfield Township, Precinct 2 | 0 |
| Cambridge Township, Precinct 1 | 0 |
| Cambridge Township, Precinct 2 | 0 |
| Cambridge Township, Precinct 3 | 0 |
| Clinton Township, Precinct 1 | 0 |
| Clinton Township, Precinct 2 | 0 |
| Deerfield Township, Precinct 1 | 0 |
| Dover Township, Precinct 1 | 0 |
| Fairfield Township, Precinct 1 | 0 |

| Precinct | Times Cast | Registered Voters |
|---|---|---|
| Franklin Township, Precinct 1 | 1,537 | 2,447 |
| Hudson Township, Precinct 1 | 657 | 1,200 |
| Macon Township, Precinct 1 | 726 | 1,054 |
| Madison Charter Township, Precinct 1 | 819 | 2,005 |
| Madison Charter Township, Precinct 2 | 2,120 | 1,517 |
| Madison Charter Township, Precinct 3 | 784 | 1,283 |
| Medina Township, Precinct 1 | 383 | 871 |
| Ogden Township, Precinct 1 | 453 | 739 |
| Palmyra Township, Precinct 1 | 908 | 1,630 |
| Raisin Township, Precinct 1 | 1,397 | 2,376 |
| Raisin Township, Precinct 2 | 955 | 1,622 |
| Raisin Township, Precinct 3 | 1,165 | 1,886 |
| Ridgeway Township, Precinct 1 | 708 | 1,152 |
| Riga Township, Precinct 1 | 607 | 1,060 |
| Rollin Township, Precinct 1 | 1,445 | 2,474 |
| Rome Township, Precinct 1 | 821 | 1,404 |
| Seneca Township, Precinct 1 | 395 | 839 |
| Tecumseh Township, Precinct 1 | 1,121 | 1,742 |
| Woodstock Township, Precinct 1 | 1,068 | 1,987 |
| Woodstock Township, Precinct 2 | 489 | 979 |
| Lenawee County Michigan - Total | 41,972 | 72,689 |
| **Cumulative** | | |
| Cumulative | 0 | 0 |
| Cumulative - Total | 0 | 0 |
| County - Total | 41,972 | 72,689 |

| Precinct | Yes | No | Total Votes |
|---|---|---|---|
| Franklin Township, Precinct 1 | 839 | 635 | 1,474 |
| Hudson Township, Precinct 1 | 359 | 275 | 634 |
| Macon Township, Precinct 1 | 366 | 329 | 695 |
| Madison Charter Township, Precinct 1 | 501 | 289 | 790 |
| Madison Charter Township, Precinct 2 | 441 | 419 | 860 |
| Madison Charter Township, Precinct 3 | 450 | 287 | 737 |
| Medina Township, Precinct 1 | 203 | 164 | 367 |
| Ogden Township, Precinct 1 | 225 | 209 | 434 |
| Palmyra Township, Precinct 1 | 484 | 396 | 880 |
| Raisin Township, Precinct 1 | 819 | 504 | 1,323 |
| Raisin Township, Precinct 2 | 538 | 370 | 908 |
| Raisin Township, Precinct 3 | 731 | 391 | 1,122 |
| Ridgeway Township, Precinct 1 | 407 | 283 | 690 |
| Riga Township, Precinct 1 | 307 | 266 | 573 |
| Rollin Township, Precinct 1 | 789 | 590 | 1,379 |
| Rome Township, Precinct 1 | 403 | 374 | 777 |
| Seneca Township, Precinct 1 | 197 | 184 | 381 |
| Tecumseh Township, Precinct 1 | 611 | 473 | 1,084 |
| Woodstock Township, Precinct 1 | 588 | 433 | 1,021 |
| Woodstock Township, Precinct 2 | 288 | 178 | 466 |
| Lenawee County Michigan - Total | 23,959 | 15,167 | 39,126 |
| **Cumulative** | | | |
| Cumulative | 0 | 0 | 0 |
| Cumulative - Total | 0 | 0 | 0 |
| County - Total | 23,959 | 15,167 | 39,126 |

| Precinct | Unresolved Write-In |
|---|---|
| Franklin Township, Precinct 1 | 0 |
| Hudson Township, Precinct 1 | 0 |
| Macon Township, Precinct 1 | 0 |
| Madison Charter Township, Precinct 1 | 0 |
| Madison Charter Township, Precinct 2 | 0 |
| Madison Charter Township, Precinct 3 | 0 |
| Medina Township, Precinct 1 | 0 |
| Ogden Township, Precinct 1 | 0 |
| Palmyra Township, Precinct 1 | 0 |
| Raisin Township, Precinct 1 | 0 |
| Raisin Township, Precinct 2 | 0 |
| Raisin Township, Precinct 3 | 0 |
| Ridgeway Township, Precinct 1 | 0 |
| Riga Township, Precinct 1 | 0 |
| Rollin Township, Precinct 1 | 0 |
| Rome Township, Precinct 1 | 0 |
| Seneca Township, Precinct 1 | 0 |
| Tecumseh Township, Precinct 1 | 0 |
| Woodstock Township, Precinct 1 | 0 |
| Woodstock Township, Precinct 2 | 0 |
| Lenawee County Michigan - Total | 0 |
| **Cumulative** | |
| Cumulative | 0 |
| Cumulative - Total | 0 |
| County - Total | 0 |

## Governor and Lieutenant Governor - Vote for not more than 1

| Precinct | Bill Schuette Lisa Posthumus Lyons , REP | Gretchen Whitmer Garlin D. Gilchrist II , DEM | Bill Gelineau Angelique Chaiser Thomas , LIB | Todd Schleiger Earl P. Lackie , UST | Jennifer V. Kurland Charin H. Davenport , GRN | Keith Butkovich Raymond Warner , NLP | Angelo Scott Brown (W) | Clyde Lynch (W) | Raymond A. Hall (W) | Evan Space (W) | Robin Lee Sanders (W) | Henry Joseph Lester (W) | Larry James Hutchinson, Jr. (W) |
|---|---|---|---|---|---|---|---|---|---|---|---|---|---|
| City of Brighton, Precinct 1 | 504 | 556 | 18 | 4 | 8 | 1 | 0 | 0 | 0 | 0 | 0 | 0 | 0 |
| City of Brighton, Precinct 2 | 406 | 422 | 17 | 4 | 5 | 0 | 0 | 0 | 0 | 0 | 0 | 0 | 0 |
| City of Brighton, Precinct 3 | 562 | 581 | 19 | 6 | 8 | 2 | 0 | 0 | 0 | 0 | 0 | 0 | 0 |
| City of Brighton, Precinct 4 | 514 | 420 | 4 | 1 | 4 | 1 | 0 | 0 | 0 | 0 | 0 | 0 | 0 |
| City of Howell, Precinct 1 | 715 | 648 | 26 | 4 | 7 | 3 | 0 | 0 | 0 | 0 | 0 | 0 | 0 |
| City of Howell, Precinct 2 | 481 | 537 | 25 | 9 | 6 | 6 | 0 | 0 | 0 | 0 | 0 | 0 | 0 |
| City of Howell, Precinct 3 | 821 | 644 | 36 | 11 | 11 | 3 | 0 | 0 | 0 | 0 | 0 | 0 | 0 |
| Brighton Charter Township, Precinct 1 | 801 | 465 | 19 | 7 | 4 | 0 | 0 | 0 | 0 | 0 | 0 | 0 | 0 |
| Brighton Charter Township, Precinct 2 | 558 | 363 | 12 | 3 | 11 | 1 | 0 | 0 | 0 | 0 | 0 | 0 | 0 |
| Brighton Charter Township, Precinct 3 | 708 | 484 | 17 | 0 | 3 | 1 | 0 | 0 | 0 | 0 | 0 | 0 | 0 |
| Brighton Charter Township, Precinct 4 | 564 | 392 | 16 | 1 | 7 | 0 | 0 | 0 | 0 | 0 | 0 | 0 | 0 |
| Brighton Charter Township, Precinct 5 | 338 | 279 | 10 | 4 | 1 | 4 | 0 | 0 | 0 | 0 | 0 | 0 | 0 |
| Brighton Charter Township, Precinct 6 | 912 | 608 | 11 | 8 | 7 | 0 | 0 | 0 | 0 | 0 | 0 | 0 | 0 |
| Brighton Charter Township, Precinct 7 | 797 | 483 | 13 | 3 | 10 | 1 | 0 | 0 | 0 | 0 | 0 | 0 | 0 |
| Brighton Charter Township, Precinct 8 | 536 | 317 | 14 | 1 | 1 | 1 | 0 | 0 | 0 | 0 | 0 | 0 | 0 |
| Brighton Charter Township, Precinct 9 | 1016 | 741 | 23 | 6 | 3 | 0 | 0 | 0 | 0 | 0 | 0 | 0 | 0 |
| Cohoctah Township, Precinct 1 - BYR | 202 | 112 | 5 | 6 | 3 | 0 | 0 | 0 | 0 | 0 | 0 | 0 | 0 |

## Governor and Lieutenant Governor - Vote for not more than 1

| Precinct | Chaneika Ranell Penny (W) | Lance Herman (W) | William Cobbs (W) | Patrick O'Neal Burney (W) | John Arthur Williams (W) | Francis L. Rowley (W) | Cast Votes | Undervotes | Overvotes | Absentee Voting Ballots Cast | Election Day Voting Ballots Cast | Total Ballots Cast | Registered Voters | Turnout Percentage |
|---|---|---|---|---|---|---|---|---|---|---|---|---|---|---|
| City of Brighton, Precinct 1 | 0 | 0 | 0 | 0 | 0 | 0 | 1091 | 11 | 0 | 392 | 710 | 1102 | 1785 | 61.74 % |
| City of Brighton, Precinct 2 | 0 | 0 | 0 | 0 | 0 | 0 | 854 | 14 | 0 | 316 | 552 | 868 | 1425 | 60.91 % |
| City of Brighton, Precinct 3 | 0 | 0 | 0 | 0 | 0 | 0 | 1178 | 11 | 0 | 409 | 780 | 1189 | 1603 | 74.17 % |
| City of Brighton, Precinct 4 | 0 | 0 | 0 | 0 | 0 | 0 | 944 | 7 | 1 | 491 | 461 | 952 | 1184 | 80.41 % |
| City of Howell, Precinct 1 | 0 | 0 | 0 | 0 | 0 | 0 | 1403 | 9 | 0 | 416 | 996 | 1412 | 2355 | 59.96 % |
| City of Howell, Precinct 2 | 0 | 0 | 0 | 0 | 0 | 0 | 1064 | 15 | 0 | 224 | 855 | 1079 | 2136 | 50.51 % |
| City of Howell, Precinct 3 | 0 | 0 | 0 | 0 | 0 | 0 | 1526 | 25 | 1 | 431 | 1121 | 1552 | 2491 | 62.30 % |
| Brighton Charter Township, Precinct 1 | 0 | 0 | 0 | 0 | 0 | 0 | 1296 | 20 | 1 | 527 | 790 | 1317 | 1763 | 74.70 % |
| Brighton Charter Township, Precinct 2 | 0 | 0 | 0 | 0 | 0 | 0 | 948 | 8 | 0 | 340 | 616 | 956 | 1527 | 62.61 % |
| Brighton Charter Township, Precinct 3 | 0 | 0 | 0 | 0 | 0 | 0 | 1213 | 11 | 1 | 492 | 733 | 1225 | 1598 | 76.66 % |
| Brighton Charter Township, Precinct 4 | 0 | 0 | 0 | 0 | 0 | 0 | 980 | 15 | 0 | 352 | 643 | 995 | 1465 | 67.92 % |
| Brighton Charter Township, Precinct 5 | 0 | 0 | 0 | 0 | 0 | 0 | 636 | 10 | 2 | 164 | 484 | 648 | 1010 | 64.16 % |
| Brighton Charter Township, Precinct 6 | 0 | 0 | 0 | 0 | 0 | 0 | 1546 | 16 | 0 | 487 | 1075 | 1562 | 2181 | 71.62 % |
| Brighton Charter Township, Precinct 7 | 0 | 0 | 0 | 0 | 0 | 0 | 1307 | 7 | 0 | 477 | 837 | 1314 | 1840 | 71.41 % |
| Brighton Charter Township, Precinct 8 | 0 | 0 | 0 | 0 | 0 | 0 | 870 | 7 | 1 | 338 | 540 | 878 | 1208 | 72.68 % |
| Brighton Charter Township, Precinct 9 | 0 | 0 | 0 | 0 | 0 | 0 | 1789 | 22 | 0 | 701 | 1110 | 1811 | 2526 | 71.69 % |
| Cohoctah Township, Precinct 1 - BYR | 0 | 0 | 0 | 0 | 0 | 0 | 328 | 2 | 0 | 0 | 330 | 330 | 524 | 62.98 % |

## Governor and Lieutenant Governor - Vote for not more than 1

| Precinct | Bill Schuette Lisa Posthumus Lyons , REP | Gretchen Whitmer Garlin D. Gilchrist II , DEM | Bill Gelineau Angelique Chaiser Thomas , LIB | Todd Schleiger Earl P. Lackie , UST | Jennifer V. Kurland Charin H. Davenport , GRN | Keith Butkovich Raymond Warner , NLP | Angelo Scott Brown (W) | Clyde Lynch (W) | Raymond A. Hall (W) | Evan Space (W) | Robin Lee Sanders (W) | Henry Joseph Lester (W) | Larry James Hutchinson, Jr. (W) |
|---|---|---|---|---|---|---|---|---|---|---|---|---|---|
| Cohoctah Township, Precinct 1 - FWL | 334 | 159 | 6 | 5 | 4 | 0 | 0 | 0 | 0 | 0 | 0 | 0 | 0 |
| Cohoctah Township, Precinct 1 - HOW | 507 | 258 | 8 | 8 | 4 | 1 | 0 | 0 | 0 | 0 | 0 | 0 | 0 |
| Conway Township, Precinct 1 - BYR | 32 | 13 | 0 | 1 | 0 | 0 | 0 | 0 | 0 | 0 | 0 | 0 | 0 |
| Conway Township, Precinct 1 - FWL | 932 | 517 | 20 | 15 | 9 | 1 | 0 | 0 | 0 | 0 | 0 | 0 | 0 |
| Conway Township, Precinct 1 - MOR | 26 | 8 | 1 | 1 | 0 | 0 | 0 | 0 | 0 | 0 | 0 | 0 | 0 |
| Conway Township, Precinct 1 - WEB | 18 | 14 | 1 | 2 | 0 | 0 | 0 | 0 | 0 | 0 | 0 | 0 | 0 |
| Deerfield Township, Precinct 1 - HAR | 363 | 194 | 7 | 0 | 1 | 1 | 0 | 0 | 0 | 0 | 0 | 0 | 0 |
| Deerfield Township, Precinct 1 - LIN | 256 | 198 | 4 | 5 | 1 | 0 | 0 | 0 | 0 | 0 | 0 | 0 | 0 |
| Deerfield Township, Precinct 2 - BYR | 4 | 9 | 0 | 0 | 1 | 0 | 0 | 0 | 0 | 0 | 0 | 0 | 0 |
| Deerfield Township, Precinct 2 - HAR | 356 | 137 | 5 | 7 | 2 | 1 | 0 | 0 | 0 | 0 | 0 | 0 | 0 |
| Deerfield Township, Precinct 2 - HOW | 358 | 160 | 6 | 5 | 2 | 1 | 0 | 0 | 0 | 0 | 0 | 0 | 0 |
| Deerfield Township, Precinct 2 - LIN | 49 | 27 | 2 | 0 | 0 | 0 | 0 | 0 | 0 | 0 | 0 | 0 | 0 |
| Genoa Charter Township, Precinct 1 | 664 | 507 | 18 | 2 | 9 | 3 | 0 | 0 | 0 | 0 | 0 | 0 | 0 |
| Genoa Charter Township, Precinct 2 | 287 | 206 | 6 | 1 | 5 | 2 | 0 | 0 | 0 | 0 | 0 | 0 | 0 |
| Genoa Charter Township, Precinct 3 | 627 | 467 | 20 | 9 | 9 | 7 | 0 | 0 | 0 | 0 | 0 | 0 | 0 |

## Governor and Lieutenant Governor - Vote for not more than 1

| Precinct | Chaneika Ranell Penny (W) | Lance Herman (W) | William Cobbs (W) | Patrick O'Neal Burney (W) | John Arthur Williams (W) | Francis L. Rowley (W) | Cast Votes | Undervotes | Overvotes | Absentee Voting Ballots Cast | Election Day Voting Ballots Cast | Total Ballots Cast | Registered Voters | Turnout Percentage |
|---|---|---|---|---|---|---|---|---|---|---|---|---|---|---|
| Cohoctah Township, Precinct 1 - FWL | 0 | 0 | 0 | 0 | 0 | 0 | 508 | 11 | 0 | 0 | 519 | 519 | 822 | 63.14 % |
| Cohoctah Township, Precinct 1 - HOW | 0 | 0 | 0 | 0 | 0 | 0 | 786 | 14 | 1 | 0 | 801 | 801 | 1233 | 64.96 % |
| Conway Township, Precinct 1 - BYR | 0 | 0 | 0 | 0 | 0 | 0 | 46 | 1 | 0 | 0 | 47 | 47 | 78 | 60.26 % |
| Conway Township, Precinct 1 - FWL | 0 | 0 | 0 | 0 | 0 | 0 | 1494 | 14 | 5 | 0 | 1513 | 1513 | 2368 | 63.89 % |
| Conway Township, Precinct 1 - MOR | 0 | 0 | 0 | 0 | 0 | 0 | 36 | 0 | 0 | 0 | 36 | 36 | 52 | 69.23 % |
| Conway Township, Precinct 1 - WEB | 0 | 0 | 0 | 0 | 0 | 0 | 35 | 0 | 0 | 0 | 35 | 35 | 79 | 44.30 % |
| Deerfield Township, Precinct 1 - HAR | 0 | 0 | 0 | 0 | 0 | 0 | 566 | 0 | 0 | 199 | 367 | 566 | 837 | 67.62 % |
| Deerfield Township, Precinct 1 - LIN | 0 | 0 | 0 | 0 | 0 | 0 | 464 | 3 | 0 | 156 | 311 | 467 | 756 | 61.77 % |
| Deerfield Township, Precinct 2 - BYR | 0 | 0 | 0 | 0 | 0 | 0 | 14 | 0 | 0 | 5 | 9 | 14 | 30 | 46.67 % |
| Deerfield Township, Precinct 2 - HAR | 0 | 0 | 0 | 0 | 0 | 0 | 508 | 4 | 0 | 120 | 392 | 512 | 767 | 66.75 % |
| Deerfield Township, Precinct 2 - HOW | 0 | 0 | 0 | 0 | 0 | 0 | 532 | 5 | 1 | 185 | 353 | 538 | 842 | 63.90 % |
| Deerfield Township, Precinct 2 - LIN | 0 | 0 | 0 | 0 | 0 | 0 | 78 | 0 | 0 | 18 | 60 | 78 | 128 | 60.94 % |
| Genoa Charter Township, Precinct 1 | 0 | 0 | 0 | 0 | 0 | 0 | 1203 | 18 | 1 | 366 | 856 | 1222 | 1933 | 63.22 % |
| Genoa Charter Township, Precinct 2 | 0 | 0 | 0 | 0 | 0 | 0 | 507 | 5 | 1 | 125 | 388 | 513 | 930 | 55.16 % |
| Genoa Charter Township, Precinct 3 | 0 | 0 | 0 | 0 | 0 | 0 | 1139 | 9 | 0 | 443 | 705 | 1148 | 1875 | 61.23 % |

## Governor and Lieutenant Governor - Vote for not more than 1

| Precinct | Bill Schuette Lisa Posthumus Lyons , REP | Gretchen Whitmer Garlin D. Gilchrist II , DEM | Bill Gelineau Angelique Chaiser Thomas , LIB | Todd Schleiger Earl P. Lackie , UST | Jennifer V. Kurland Charin H. Davenport , GRN | Keith Butkovich Raymond Warner , NLP | Angelo Scott Brown (W) | Clyde Lynch (W) | Raymond A. Hall (W) | Evan Space (W) | Robin Lee Sanders (W) | Henry Joseph Lester (W) | Larry James Hutchinson, Jr. (W) |
|---|---|---|---|---|---|---|---|---|---|---|---|---|---|
| Genoa Charter Township, Precinct 4 | 506 | 477 | 17 | 2 | 1 | 0 | 0 | 0 | 0 | 0 | 0 | 0 | 0 |
| Genoa Charter Township, Precinct 5 | 436 | 234 | 10 | 5 | 2 | 2 | 0 | 0 | 0 | 0 | 0 | 0 | 0 |
| Genoa Charter Township, Precinct 6 | 1114 | 584 | 13 | 5 | 1 | 0 | 0 | 0 | 0 | 0 | 0 | 0 | 0 |
| Genoa Charter Township, Precinct 7 | 387 | 260 | 2 | 3 | 5 | 1 | 0 | 0 | 0 | 0 | 0 | 0 | 0 |
| Genoa Charter Township, Precinct 8 | 651 | 375 | 0 | 2 | 1 | 0 | 0 | 0 | 0 | 0 | 0 | 0 | 0 |
| Genoa Charter Township, Precinct 9 | 588 | 369 | 15 | 5 | 6 | 2 | 0 | 0 | 0 | 0 | 0 | 0 | 0 |
| Genoa Charter Township, Precinct 10 | 648 | 379 | 9 | 4 | 11 | 2 | 0 | 0 | 0 | 0 | 0 | 0 | 0 |
| Genoa Charter Township, Precinct 11 | 249 | 179 | 9 | 0 | 3 | 3 | 0 | 0 | 0 | 0 | 0 | 0 | 0 |
| Genoa Charter Township, Precinct 12 | 76 | 39 | 4 | 0 | 1 | 0 | 0 | 0 | 0 | 0 | 0 | 0 | 0 |
| Genoa Charter Township, Precinct 13 | 246 | 196 | 2 | 2 | 5 | 3 | 0 | 0 | 0 | 0 | 0 | 0 | 0 |
| Green Oak Charter Township, Precinct 1 | 687 | 584 | 19 | 5 | 9 | 0 | 0 | 0 | 0 | 0 | 0 | 0 | 0 |
| Green Oak Charter Township, Precinct 2 | 542 | 461 | 16 | 2 | 6 | 5 | 0 | 0 | 0 | 0 | 0 | 0 | 0 |
| Green Oak Charter Township, Precinct 3 - BAS | 185 | 88 | 2 | 0 | 0 | 0 | 0 | 0 | 0 | 0 | 0 | 0 | 0 |
| Green Oak Charter Township, Precinct 3 - SLCS | 123 | 88 | 5 | 2 | 2 | 3 | 0 | 0 | 0 | 0 | 0 | 0 | 0 |
| Green Oak Charter Township, Precinct 3 - WLPS | 376 | 401 | 10 | 9 | 15 | 1 | 0 | 0 | 0 | 0 | 0 | 0 | 0 |

## Governor and Lieutenant Governor - Vote for not more than 1

| Precinct | Chaneika Ranell Penny (W) | Lance Herman (W) | William Cobbs (W) | Patrick O'Neal Burney (W) | John Arthur Williams (W) | Francis L. Rowley (W) | Cast Votes | Undervotes | Overvotes | Absentee Voting Ballots Cast | Election Day Voting Ballots Cast | Total Ballots Cast | Registered Voters | Turnout Percentage |
|---|---|---|---|---|---|---|---|---|---|---|---|---|---|---|
| Genoa Charter Township, Precinct 4 | 0 | 0 | 0 | 0 | 0 | 0 | 1003 | 10 | 1 | 371 | 643 | 1014 | 1402 | 72.33 % |
| Genoa Charter Township, Precinct 5 | 0 | 0 | 0 | 0 | 0 | 0 | 689 | 4 | 0 | 214 | 479 | 693 | 980 | 70.71 % |
| Genoa Charter Township, Precinct 6 | 0 | 0 | 0 | 0 | 0 | 0 | 1717 | 8 | 0 | 890 | 835 | 1725 | 2335 | 73.88 % |
| Genoa Charter Township, Precinct 7 | 0 | 0 | 0 | 0 | 0 | 0 | 658 | 4 | 0 | 261 | 401 | 662 | 914 | 72.43 % |
| Genoa Charter Township, Precinct 8 | 0 | 0 | 0 | 0 | 0 | 0 | 1029 | 8 | 0 | 476 | 561 | 1037 | 1360 | 76.25 % |
| Genoa Charter Township, Precinct 9 | 0 | 0 | 0 | 0 | 0 | 0 | 985 | 9 | 1 | 403 | 592 | 995 | 1530 | 65.03 % |
| Genoa Charter Township, Precinct 10 | 0 | 0 | 0 | 0 | 0 | 0 | 1053 | 12 | 1 | 420 | 646 | 1066 | 1558 | 68.42 % |
| Genoa Charter Township, Precinct 11 | 0 | 0 | 0 | 0 | 0 | 0 | 443 | 8 | 0 | 120 | 331 | 451 | 708 | 63.70 % |
| Genoa Charter Township, Precinct 12 | 0 | 0 | 0 | 0 | 0 | 0 | 120 | 1 | 0 | 29 | 92 | 121 | 157 | 77.07 % |
| Genoa Charter Township, Precinct 13 | 0 | 0 | 0 | 0 | 0 | 0 | 454 | 8 | 1 | 188 | 275 | 463 | 761 | 60.84 % |
| Green Oak Charter Township, Precinct 1 | 0 | 0 | 0 | 0 | 0 | 0 | 1304 | 11 | 1 | 450 | 866 | 1316 | 2132 | 61.73 % |
| Green Oak Charter Township, Precinct 2 | 0 | 0 | 0 | 0 | 0 | 0 | 1032 | 10 | 2 | 268 | 776 | 1044 | 1591 | 65.62 % |
| Green Oak Charter Township, Precinct 3 - BAS | 0 | 0 | 0 | 0 | 0 | 0 | 275 | 0 | 0 | 75 | 200 | 275 | 389 | 70.69 % |
| Green Oak Charter Township, Precinct 3 - SLCS | 0 | 0 | 0 | 0 | 0 | 0 | 223 | 3 | 0 | 48 | 178 | 226 | 323 | 69.97 % |
| Green Oak Charter Township, Precinct 3 - WLPS | 0 | 0 | 0 | 0 | 0 | 0 | 812 | 13 | 0 | 308 | 517 | 825 | 1352 | 61.02 % |

## Governor and Lieutenant Governor - Vote for not more than 1

| Precinct | Bill Schuette Lisa Posthumus Lyons , REP | Gretchen Whitmer Garlin D. Gilchrist II , DEM | Bill Gelineau Angelique Chaiser Thomas , LIB | Todd Schleiger Earl P. Lackie , UST | Jennifer V. Kurland Charin H. Davenport , GRN | Keith Butkovich Raymond Warner , NLP | Angelo Scott Brown (W) | Clyde Lynch (W) | Raymond A. Hall (W) | Evan Space (W) | Robin Lee Sanders (W) | Henry Joseph Lester (W) | Larry James Hutchinson, Jr. (W) |
|---|---|---|---|---|---|---|---|---|---|---|---|---|---|
| Green Oak Charter Township, Precinct 4 - BAS | 121 | 70 | 4 | 1 | 1 | 0 | 0 | 0 | 0 | 0 | 0 | 0 | 0 |
| Green Oak Charter Township, Precinct 4 - SLCS | 727 | 481 | 21 | 7 | 8 | 2 | 0 | 0 | 0 | 0 | 0 | 0 | 0 |
| Green Oak Charter Township, Precinct 5 - BAS | 722 | 462 | 12 | 0 | 6 | 0 | 0 | 0 | 0 | 0 | 0 | 0 | 0 |
| Green Oak Charter Township, Precinct 5 - SLCS | 0 | 2 | 0 | 0 | 0 | 0 | 0 | 0 | 0 | 0 | 0 | 0 | 0 |
| Green Oak Charter Township, Precinct 6 | 776 | 556 | 15 | 3 | 5 | 2 | 0 | 0 | 0 | 0 | 0 | 0 | 0 |
| Green Oak Charter Township, Precinct 7 | 362 | 302 | 10 | 2 | 6 | 1 | 0 | 0 | 0 | 0 | 0 | 0 | 0 |
| Green Oak Charter Township, Precinct 8 - BAS | 533 | 385 | 17 | 10 | 10 | 3 | 0 | 0 | 0 | 0 | 0 | 0 | 0 |
| Green Oak Charter Township, Precinct 8 - WLPS | 42 | 45 | 2 | 0 | 1 | 0 | 0 | 0 | 0 | 0 | 0 | 0 | 0 |
| Green Oak Charter Township, Precinct 9 - BAS | 180 | 129 | 5 | 2 | 1 | 0 | 0 | 0 | 0 | 0 | 0 | 0 | 0 |
| Green Oak Charter Township, Precinct 9 - SLCS | 260 | 188 | 6 | 1 | 5 | 0 | 0 | 0 | 0 | 0 | 0 | 0 | 0 |
| Hamburg Township, Precinct 1 | 1091 | 826 | 27 | 6 | 10 | 5 | 0 | 0 | 0 | 0 | 0 | 0 | 0 |
| Hamburg Township, Precinct 2 | 755 | 701 | 14 | 2 | 13 | 1 | 0 | 0 | 0 | 0 | 0 | 0 | 0 |
| Hamburg Township, Precinct 3 | 880 | 768 | 20 | 13 | 7 | 5 | 0 | 0 | 0 | 0 | 0 | 0 | 0 |
| Hamburg Township, Precinct 4 - DEX | 347 | 352 | 5 | 2 | 5 | 0 | 0 | 0 | 0 | 0 | 0 | 0 | 0 |
| Hamburg Township, Precinct 4 - PCS | 436 | 444 | 9 | 3 | 3 | 3 | 0 | 0 | 0 | 0 | 0 | 0 | 0 |
| Hamburg Township, Precinct 5 | 656 | 600 | 20 | 6 | 14 | 1 | 0 | 0 | 0 | 0 | 0 | 0 | 0 |

## Governor and Lieutenant Governor - Vote for not more than 1

| Precinct | Chaneika Ranell Penny (W) | Lance Herman (W) | William Cobbs (W) | Patrick O'Neal Burney (W) | John Arthur Williams (W) | Francis L. Rowley (W) | Cast Votes | Undervotes | Overvotes | Absentee Voting Ballots Cast | Election Day Voting Ballots Cast | Total Ballots Cast | Registered Voters | Turnout Percentage |
|---|---|---|---|---|---|---|---|---|---|---|---|---|---|---|
| Green Oak Charter Township, Precinct 4 - BAS | 0 | 0 | 0 | 0 | 0 | 0 | 197 | 1 | 0 | 80 | 118 | 198 | 293 | 67.58 % |
| Green Oak Charter Township, Precinct 4 - SLCS | 0 | 0 | 0 | 0 | 0 | 0 | 1246 | 13 | 2 | 443 | 818 | 1261 | 1776 | 71.00 % |
| Green Oak Charter Township, Precinct 5 - BAS | 0 | 0 | 0 | 0 | 0 | 0 | 1202 | 10 | 1 | 471 | 742 | 1213 | 1753 | 69.20 % |
| Green Oak Charter Township, Precinct 5 - SLCS | 0 | 0 | 0 | 0 | 0 | 0 | 2 | 0 | 0 | 2 | 0 | 2 | 2 | 100.00 % |
| Green Oak Charter Township, Precinct 6 | 0 | 0 | 0 | 0 | 0 | 0 | 1357 | 12 | 4 | 606 | 767 | 1373 | 1936 | 70.92 % |
| Green Oak Charter Township, Precinct 7 | 0 | 0 | 0 | 0 | 0 | 0 | 683 | 6 | 0 | 245 | 444 | 689 | 1088 | 63.33 % |
| Green Oak Charter Township, Precinct 8 - BAS | 0 | 0 | 0 | 0 | 0 | 0 | 958 | 11 | 0 | 289 | 680 | 969 | 1378 | 70.32 % |
| Green Oak Charter Township, Precinct 8 - WLPS | 0 | 0 | 0 | 0 | 0 | 0 | 90 | 1 | 0 | 32 | 59 | 91 | 146 | 62.33 % |
| Green Oak Charter Township, Precinct 9 - BAS | 0 | 0 | 0 | 0 | 0 | 0 | 317 | 2 | 0 | 112 | 207 | 319 | 435 | 73.33 % |
| Green Oak Charter Township, Precinct 9 - SLCS | 0 | 0 | 0 | 0 | 0 | 0 | 460 | 5 | 0 | 193 | 272 | 465 | 635 | 73.23 % |
| Hamburg Township, Precinct 1 | 0 | 0 | 0 | 0 | 0 | 0 | 1965 | 11 | 0 | 680 | 1296 | 1976 | 2803 | 70.50 % |
| Hamburg Township, Precinct 2 | 0 | 0 | 0 | 0 | 0 | 0 | 1486 | 14 | 1 | 422 | 1079 | 1501 | 2095 | 71.65 % |
| Hamburg Township, Precinct 3 | 0 | 0 | 0 | 0 | 0 | 0 | 1693 | 19 | 1 | 605 | 1108 | 1713 | 2421 | 70.76 % |
| Hamburg Township, Precinct 4 - DEX | 0 | 0 | 0 | 0 | 0 | 0 | 711 | 4 | 1 | 241 | 475 | 716 | 939 | 76.25 % |
| Hamburg Township, Precinct 4 - PCS | 0 | 0 | 0 | 0 | 0 | 0 | 898 | 9 | 1 | 356 | 552 | 908 | 1266 | 71.72 % |
| Hamburg Township, Precinct 5 | 0 | 0 | 0 | 0 | 0 | 0 | 1297 | 14 | 5 | 406 | 910 | 1316 | 1978 | 66.53 % |

## Governor and Lieutenant Governor - Vote for not more than 1

| Precinct | Bill Schuette Lisa Posthumus Lyons , REP | Gretchen Whitmer Garlin D. Gilchrist II , DEM | Bill Gelineau Angelique Chaiser Thomas , LIB | Todd Schleiger Earl P. Lackie , UST | Jennifer V. Kurland Charin H. Davenport , GRN | Keith Butkovich Raymond Warner , NLP | Angelo Scott Brown (W) | Clyde Lynch (W) | Raymond A. Hall (W) | Evan Space (W) | Robin Lee Sanders (W) | Henry Joseph Lester (W) | Larry James Hutchinson, Jr. (W) |
|---|---|---|---|---|---|---|---|---|---|---|---|---|---|
| Hamburg Township, Precinct 6 | 938 | 878 | 32 | 7 | 8 | 2 | 0 | 0 | 0 | 0 | 0 | 0 | 0 |
| Hamburg Township, Precinct 7 | 565 | 538 | 18 | 3 | 8 | 2 | 0 | 0 | 0 | 0 | 0 | 0 | 0 |
| Hamburg Township, Precinct 8 | 461 | 441 | 13 | 6 | 5 | 1 | 0 | 0 | 0 | 0 | 0 | 0 | 0 |
| Handy Township, Precinct 1 - FWL | 537 | 371 | 10 | 8 | 4 | 2 | 0 | 0 | 0 | 0 | 0 | 0 | 0 |
| Handy Township, Precinct 1 - HOW | 6 | 1 | 0 | 0 | 0 | 0 | 0 | 0 | 0 | 0 | 0 | 0 | 0 |
| Handy Township, Precinct 1 - WEB | 5 | 2 | 0 | 0 | 0 | 0 | 0 | 0 | 0 | 0 | 0 | 0 | 0 |
| Handy Township, Precinct 2 | 567 | 433 | 18 | 7 | 18 | 1 | 0 | 0 | 0 | 0 | 0 | 0 | 0 |
| Handy Township, Precinct 3 - FWL | 806 | 501 | 20 | 7 | 5 | 5 | 0 | 0 | 0 | 0 | 0 | 0 | 0 |
| Handy Township, Precinct 3 - WEB | 19 | 10 | 0 | 0 | 0 | 0 | 0 | 0 | 0 | 0 | 0 | 0 | 0 |
| Hartland Township, Precinct 1 | 987 | 568 | 25 | 9 | 6 | 1 | 0 | 0 | 0 | 0 | 0 | 0 | 0 |
| Hartland Township, Precinct 2 | 963 | 569 | 22 | 8 | 5 | 3 | 0 | 0 | 0 | 0 | 0 | 0 | 0 |
| Hartland Township, Precinct 3 | 990 | 646 | 44 | 5 | 6 | 2 | 0 | 0 | 0 | 0 | 0 | 0 | 0 |
| Hartland Township, Precinct 4 | 899 | 508 | 18 | 9 | 8 | 0 | 0 | 0 | 0 | 0 | 0 | 0 | 0 |
| Hartland Township, Precinct 5 | 707 | 411 | 12 | 6 | 7 | 6 | 0 | 0 | 0 | 0 | 0 | 0 | 0 |
| Howell Township, Precinct 1 - FWL | 83 | 63 | 1 | 0 | 2 | 0 | 0 | 0 | 0 | 0 | 0 | 0 | 0 |
| Howell Township, Precinct 1 - HOW | 611 | 420 | 8 | 2 | 11 | 2 | 0 | 0 | 0 | 0 | 0 | 0 | 0 |
| Howell Township, Precinct 2 | 772 | 508 | 21 | 8 | 8 | 3 | 0 | 0 | 0 | 0 | 0 | 0 | 0 |
| Howell Township, Precinct 3 - FWL | 3 | 1 | 0 | 0 | 0 | 0 | 0 | 0 | 0 | 0 | 0 | 0 | 0 |

## Governor and Lieutenant Governor - Vote for not more than 1

| Precinct | Chaneika Ranell Penny (W) | Lance Herman (W) | William Cobbs (W) | Patrick O'Neal Burney (W) | John Arthur Williams (W) | Francis L. Rowley (W) | Cast Votes | Undervotes | Overvotes | Absentee Voting Ballots Cast | Election Day Voting Ballots Cast | Total Ballots Cast | Registered Voters | Turnout Percentage |
|---|---|---|---|---|---|---|---|---|---|---|---|---|---|---|
| Hamburg Township, Precinct 6 | 0 | 0 | 0 | 0 | 0 | 0 | 1865 | 19 | 0 | 745 | 1139 | 1884 | 2666 | 70.67 % |
| Hamburg Township, Precinct 7 | 0 | 0 | 0 | 0 | 0 | 0 | 1134 | 11 | 0 | 383 | 762 | 1145 | 1532 | 74.74 % |
| Hamburg Township, Precinct 8 | 0 | 0 | 0 | 0 | 0 | 0 | 927 | 9 | 0 | 230 | 706 | 936 | 1348 | 69.44 % |
| Handy Township, Precinct 1 - FWL | 0 | 0 | 0 | 0 | 0 | 0 | 932 | 9 | 1 | 197 | 745 | 942 | 1575 | 59.81 % |
| Handy Township, Precinct 1 - HOW | 0 | 0 | 0 | 0 | 0 | 0 | 7 | 0 | 0 | 1 | 6 | 7 | 10 | 70.00 % |
| Handy Township, Precinct 1 - WEB | 0 | 0 | 0 | 0 | 0 | 0 | 7 | 0 | 0 | 0 | 7 | 7 | 7 | 100.00 % |
| Handy Township, Precinct 2 | 0 | 0 | 0 | 0 | 0 | 0 | 1044 | 29 | 0 | 231 | 842 | 1073 | 2065 | 51.96 % |
| Handy Township, Precinct 3 - FWL | 0 | 0 | 0 | 0 | 0 | 0 | 1344 | 18 | 3 | 267 | 1098 | 1365 | 2351 | 58.06 % |
| Handy Township, Precinct 3 - WEB | 0 | 0 | 0 | 0 | 0 | 0 | 29 | 0 | 0 | 12 | 17 | 29 | 34 | 85.29 % |
| Hartland Township, Precinct 1 | 0 | 0 | 0 | 0 | 0 | 0 | 1596 | 19 | 3 | 611 | 1007 | 1618 | 2259 | 71.62 % |
| Hartland Township, Precinct 2 | 0 | 0 | 0 | 0 | 0 | 0 | 1570 | 16 | 0 | 377 | 1209 | 1586 | 2507 | 63.26 % |
| Hartland Township, Precinct 3 | 0 | 0 | 0 | 0 | 0 | 0 | 1693 | 13 | 2 | 626 | 1082 | 1708 | 2737 | 62.40 % |
| Hartland Township, Precinct 4 | 0 | 0 | 0 | 0 | 0 | 0 | 1442 | 10 | 0 | 425 | 1027 | 1452 | 2203 | 65.91 % |
| Hartland Township, Precinct 5 | 0 | 0 | 0 | 0 | 0 | 0 | 1149 | 18 | 0 | 393 | 774 | 1167 | 1724 | 67.69 % |
| Howell Township, Precinct 1 - FWL | 0 | 0 | 0 | 0 | 0 | 0 | 149 | 4 | 0 | 44 | 109 | 153 | 261 | 58.62 % |
| Howell Township, Precinct 1 - HOW | 0 | 0 | 0 | 0 | 0 | 0 | 1054 | 14 | 2 | 356 | 714 | 1070 | 1646 | 65.01 % |
| Howell Township, Precinct 2 | 0 | 0 | 0 | 0 | 0 | 0 | 1320 | 19 | 1 | 378 | 962 | 1340 | 1992 | 67.27 % |
| Howell Township, Precinct 3 - FWL | 0 | 0 | 0 | 0 | 0 | 0 | 4 | 0 | 0 | 0 | 4 | 4 | 4 | 100.00 % |

## Governor and Lieutenant Governor - Vote for not more than 1

| Precinct | Bill Schuette Lisa Posthumus Lyons , REP | Gretchen Whitmer Garlin D. Gilchrist II , DEM | Bill Gelineau Angelique Chaiser Thomas , LIB | Todd Schleiger Earl P. Lackie , UST | Jennifer V. Kurland Charin H. Davenport , GRN | Keith Butkovich Raymond Warner , NLP | Angelo Scott Brown (W) | Clyde Lynch (W) | Raymond A. Hall (W) | Evan Space (W) | Robin Lee Sanders (W) | Henry Joseph Lester (W) | Larry James Hutchinson, Jr. (W) |
|---|---|---|---|---|---|---|---|---|---|---|---|---|---|
| Howell Township, Precinct 3 - HOW | 590 | 363 | 14 | 13 | 14 | 1 | 0 | 0 | 0 | 0 | 0 | 0 | 0 |
| Iosco Township, Precinct 1 - FWL | 458 | 207 | 6 | 6 | 2 | 1 | 0 | 0 | 0 | 0 | 0 | 0 | 0 |
| Iosco Township, Precinct 1 - SCS | 44 | 18 | 0 | 0 | 2 | 0 | 0 | 0 | 0 | 0 | 0 | 0 | 0 |
| Iosco Township, Precinct 2 - FWL | 432 | 197 | 7 | 4 | 8 | 4 | 0 | 0 | 0 | 0 | 0 | 0 | 0 |
| Iosco Township, Precinct 2 - HOW | 202 | 140 | 7 | 2 | 0 | 0 | 0 | 0 | 0 | 0 | 0 | 0 | 0 |
| Marion Township, Precinct 1 | 931 | 524 | 20 | 10 | 10 | 4 | 0 | 0 | 0 | 0 | 0 | 0 | 0 |
| Marion Township, Precinct 2 | 994 | 644 | 15 | 2 | 11 | 4 | 0 | 0 | 0 | 0 | 0 | 0 | 0 |
| Marion Township, Precinct 3 | 660 | 413 | 17 | 2 | 5 | 0 | 0 | 0 | 0 | 0 | 0 | 0 | 0 |
| Marion Township, Precinct 4 - HOW | 997 | 488 | 19 | 4 | 5 | 2 | 0 | 0 | 0 | 0 | 0 | 0 | 0 |
| Marion Township, Precinct 4 - PCS | 16 | 23 | 1 | 0 | 0 | 0 | 0 | 0 | 0 | 0 | 0 | 0 | 0 |
| Oceola Township, Precinct 1 | 893 | 555 | 18 | 12 | 4 | 3 | 0 | 0 | 0 | 0 | 0 | 0 | 0 |
| Oceola Township, Precinct 2 | 882 | 706 | 23 | 8 | 8 | 4 | 0 | 0 | 0 | 0 | 0 | 0 | 0 |
| Oceola Township, Precinct 3 | 1095 | 637 | 24 | 15 | 5 | 2 | 0 | 0 | 0 | 0 | 0 | 0 | 0 |
| Oceola Township, Precinct 4 | 808 | 418 | 15 | 6 | 5 | 2 | 0 | 0 | 0 | 0 | 0 | 0 | 0 |
| Oceola Township, Precinct 5 | 526 | 334 | 9 | 3 | 1 | 1 | 0 | 0 | 0 | 0 | 0 | 0 | 0 |
| Putnam Township, Precinct 1 | 470 | 433 | 17 | 11 | 5 | 1 | 0 | 0 | 0 | 0 | 0 | 0 | 0 |
| Putnam Township, Precinct 2 - HOW | 78 | 51 | 0 | 0 | 0 | 0 | 0 | 0 | 0 | 0 | 0 | 0 | 0 |

## Governor and Lieutenant Governor - Vote for not more than 1

| Precinct | Chaneika Ranell Penny (W) | Lance Herman (W) | William Cobbs (W) | Patrick O'Neal Burney (W) | John Arthur Williams (W) | Francis L. Rowley (W) | Cast Votes | Undervotes | Overvotes | Absentee Voting Ballots Cast | Election Day Voting Ballots Cast | Total Ballots Cast | Registered Voters | Turnout Percentage |
|---|---|---|---|---|---|---|---|---|---|---|---|---|---|---|
| Howell Township, Precinct 3 - HOW | 0 | 0 | 0 | 0 | 0 | 0 | 995 | 14 | 3 | 297 | 715 | 1012 | 1718 | 58.91 % |
| Iosco Township, Precinct 1 - FWL | 0 | 0 | 0 | 0 | 0 | 0 | 680 | 9 | 0 | 0 | 689 | 689 | 1139 | 60.49 % |
| Iosco Township, Precinct 1 - SCS | 0 | 0 | 0 | 0 | 0 | 0 | 64 | 0 | 0 | 0 | 64 | 64 | 100 | 64.00 % |
| Iosco Township, Precinct 2 - FWL | 0 | 0 | 0 | 0 | 0 | 0 | 652 | 5 | 1 | 0 | 658 | 658 | 1055 | 62.37 % |
| Iosco Township, Precinct 2 - HOW | 0 | 0 | 0 | 0 | 0 | 0 | 351 | 5 | 2 | 0 | 358 | 358 | 547 | 65.45 % |
| Marion Township, Precinct 1 | 0 | 0 | 0 | 0 | 0 | 0 | 1499 | 13 | 1 | 507 | 1006 | 1513 | 2199 | 68.80 % |
| Marion Township, Precinct 2 | 0 | 0 | 0 | 0 | 0 | 0 | 1670 | 13 | 1 | 594 | 1090 | 1684 | 2393 | 70.37 % |
| Marion Township, Precinct 3 | 0 | 0 | 0 | 0 | 0 | 0 | 1097 | 12 | 0 | 446 | 663 | 1109 | 1546 | 71.73 % |
| Marion Township, Precinct 4 - HOW | 0 | 0 | 0 | 0 | 0 | 0 | 1515 | 19 | 0 | 557 | 977 | 1534 | 2168 | 70.76 % |
| Marion Township, Precinct 4 - PCS | 0 | 0 | 0 | 0 | 0 | 0 | 40 | 0 | 0 | 23 | 17 | 40 | 63 | 63.49 % |
| Oceola Township, Precinct 1 | 0 | 0 | 0 | 0 | 0 | 0 | 1485 | 21 | 2 | 534 | 974 | 1508 | 2289 | 65.88 % |
| Oceola Township, Precinct 2 | 0 | 0 | 0 | 0 | 0 | 0 | 1631 | 22 | 3 | 532 | 1124 | 1656 | 2499 | 66.27 % |
| Oceola Township, Precinct 3 | 0 | 0 | 0 | 0 | 0 | 0 | 1778 | 25 | 0 | 550 | 1253 | 1803 | 2758 | 65.37 % |
| Oceola Township, Precinct 4 | 0 | 0 | 0 | 0 | 0 | 0 | 1254 | 8 | 1 | 384 | 879 | 1263 | 1788 | 70.64 % |
| Oceola Township, Precinct 5 | 0 | 0 | 0 | 0 | 0 | 0 | 874 | 9 | 0 | 422 | 461 | 883 | 1189 | 74.26 % |
| Putnam Township, Precinct 1 | 0 | 0 | 0 | 0 | 0 | 0 | 937 | 12 | 3 | 289 | 663 | 952 | 1376 | 69.19 % |
| Putnam Township, Precinct 2 - HOW | 0 | 0 | 0 | 0 | 0 | 0 | 129 | 3 | 0 | 53 | 79 | 132 | 209 | 63.16 % |

## Governor and Lieutenant Governor - Vote for not more than 1

| Precinct | Bill Schuette Lisa Posthumus Lyons , REP | Gretchen Whitmer Garlin D. Gilchrist II , DEM | Bill Gelineau Angelique Chaiser Thomas , LIB | Todd Schleiger Earl P. Lackie , UST | Jennifer V. Kurland Charin H. Davenport , GRN | Keith Butkovich Raymond Warner , NLP | Angelo Scott Brown (W) | Clyde Lynch (W) | Raymond A. Hall (W) | Evan Space (W) | Robin Lee Sanders (W) | Henry Joseph Lester (W) | Larry James Hutchinson, Jr. (W) |
|---|---|---|---|---|---|---|---|---|---|---|---|---|---|
| Putnam Township, Precinct 2 - PCS | 674 | 477 | 15 | 5 | 11 | 2 | 0 | 0 | 0 | 0 | 0 | 0 | 0 |
| Putnam Township, Precinct 3 | 496 | 510 | 24 | 11 | 11 | 2 | 0 | 0 | 0 | 0 | 0 | 0 | 0 |
| Putnam Township, Precinct 4 | 495 | 386 | 13 | 7 | 8 | 2 | 0 | 0 | 0 | 0 | 0 | 0 | 0 |
| Tyrone Township, Precinct 1 | 786 | 551 | 15 | 6 | 8 | 1 | 0 | 0 | 0 | 0 | 0 | 0 | 0 |
| Tyrone Township, Precinct 2 | 948 | 636 | 15 | 5 | 5 | 1 | 0 | 0 | 0 | 0 | 0 | 0 | 0 |
| Tyrone Township, Precinct 3 | 872 | 549 | 26 | 7 | 5 | 2 | 0 | 0 | 0 | 0 | 0 | 0 | 0 |
| Tyrone Township, Precinct 4 | 778 | 438 | 20 | 5 | 6 | 4 | 0 | 0 | 0 | 0 | 0 | 0 | 0 |
| Unadilla Township, Precinct 1 - FWL | 74 | 46 | 2 | 2 | 0 | 0 | 0 | 0 | 0 | 0 | 0 | 0 | 0 |
| Unadilla Township, Precinct 1 - PCS | 101 | 49 | 0 | 2 | 4 | 0 | 0 | 0 | 0 | 0 | 0 | 0 | 0 |
| Unadilla Township, Precinct 1 - SCS | 673 | 574 | 20 | 7 | 18 | 2 | 0 | 0 | 0 | 0 | 1 | 0 | 0 |
| **Totals** | **55842** | **39187** | **1333** | **483** | **571** | **161** | **0** | **0** | **0** | **0** | **1** | **0** | **0** |

## Governor and Lieutenant Governor - Vote for not more than 1

| Precinct | Chaneika Ranell Penny (W) | Lance Herman (W) | William Cobbs (W) | Patrick O'Neal Burney (W) | John Arthur Williams (W) | Francis L. Rowley (W) | Cast Votes | Undervotes | Overvotes | Absentee Voting Ballots Cast | Election Day Voting Ballots Cast | Total Ballots Cast | Registered Voters | Turnout Percentage |
|---|---|---|---|---|---|---|---|---|---|---|---|---|---|---|
| Putnam Township, Precinct 2 - PCS | 0 | 0 | 0 | 0 | 0 | 0 | 1184 | 15 | 4 | 424 | 779 | 1203 | 1777 | 67.70 % |
| Putnam Township, Precinct 3 | 0 | 0 | 0 | 0 | 0 | 0 | 1054 | 15 | 2 | 256 | 815 | 1071 | 1628 | 65.79 % |
| Putnam Township, Precinct 4 | 0 | 0 | 0 | 0 | 0 | 0 | 911 | 10 | 2 | 344 | 579 | 923 | 1261 | 73.20 % |
| Tyrone Township, Precinct 1 | 0 | 0 | 0 | 0 | 0 | 0 | 1367 | 10 | 1 | 473 | 905 | 1378 | 2350 | 58.64 % |
| Tyrone Township, Precinct 2 | 0 | 0 | 0 | 0 | 0 | 0 | 1610 | 15 | 0 | 596 | 1029 | 1625 | 2314 | 70.22 % |
| Tyrone Township, Precinct 3 | 0 | 0 | 0 | 0 | 0 | 0 | 1461 | 7 | 2 | 506 | 964 | 1470 | 2192 | 67.06 % |
| Tyrone Township, Precinct 4 | 0 | 0 | 0 | 0 | 0 | 0 | 1251 | 18 | 2 | 400 | 871 | 1271 | 2034 | 62.49 % |
| Unadilla Township, Precinct 1 - FWL | 0 | 0 | 0 | 0 | 0 | 0 | 124 | 2 | 0 | 0 | 126 | 126 | 170 | 74.12 % |
| Unadilla Township, Precinct 1 - PCS | 0 | 0 | 0 | 0 | 0 | 0 | 156 | 1 | 0 | 0 | 157 | 157 | 262 | 59.92 % |
| Unadilla Township, Precinct 1 - SCS | 0 | 0 | 0 | 0 | 0 | 0 | 1295 | 17 | 0 | 0 | 1312 | 1312 | 2107 | 62.27 % |
| **Totals** | **0** | **0** | **0** | **0** | **0** | **0** | **97578** | **1043** | **81** | **31341** | **67361** | **98702** | **147839** | **66.76 %** |

## Secretary of State - Vote for not more than 1

| Precinct | Mary Treder Lang , REP | Jocelyn Benson , DEM | Gregory Scott Stempfle , LIB | Robert Gale , UST | Cast Votes | Undervotes | Overvotes | Absentee Voting Ballots Cast | Election Day Voting Ballots Cast | Total Ballots Cast | Registered Voters | Turnout Percentage |
|---|---|---|---|---|---|---|---|---|---|---|---|---|
| City of Brighton, Precinct 1 | 493 | 548 | 27 | 10 | 1078 | 24 | 0 | 392 | 710 | 1102 | 1785 | 61.74 % |
| City of Brighton, Precinct 2 | 392 | 416 | 26 | 6 | 840 | 28 | 0 | 316 | 552 | 868 | 1425 | 60.91 % |
| City of Brighton, Precinct 3 | 541 | 580 | 22 | 7 | 1150 | 39 | 0 | 409 | 780 | 1189 | 1603 | 74.17 % |
| City of Brighton, Precinct 4 | 508 | 426 | 5 | 2 | 941 | 11 | 0 | 491 | 461 | 952 | 1184 | 80.41 % |
| City of Howell, Precinct 1 | 688 | 642 | 26 | 9 | 1365 | 47 | 0 | 416 | 996 | 1412 | 2355 | 59.96 % |
| City of Howell, Precinct 2 | 469 | 523 | 35 | 16 | 1043 | 36 | 0 | 224 | 855 | 1079 | 2136 | 50.51 % |
| City of Howell, Precinct 3 | 803 | 642 | 40 | 18 | 1503 | 49 | 0 | 431 | 1121 | 1552 | 2491 | 62.30 % |
| Brighton Charter Township, Precinct 1 | 781 | 474 | 23 | 8 | 1286 | 31 | 0 | 527 | 790 | 1317 | 1763 | 74.70 % |
| Brighton Charter Township, Precinct 2 | 550 | 349 | 18 | 13 | 930 | 26 | 0 | 340 | 616 | 956 | 1527 | 62.61 % |
| Brighton Charter Township, Precinct 3 | 691 | 475 | 21 | 5 | 1192 | 32 | 1 | 492 | 733 | 1225 | 1598 | 76.66 % |
| Brighton Charter Township, Precinct 4 | 568 | 365 | 24 | 6 | 963 | 32 | 0 | 352 | 643 | 995 | 1465 | 67.92 % |
| Brighton Charter Township, Precinct 5 | 334 | 276 | 12 | 6 | 628 | 19 | 1 | 164 | 484 | 648 | 1010 | 64.16 % |
| Brighton Charter Township, Precinct 6 | 900 | 585 | 17 | 15 | 1517 | 45 | 0 | 487 | 1075 | 1562 | 2181 | 71.62 % |
| Brighton Charter Township, Precinct 7 | 806 | 462 | 14 | 6 | 1288 | 26 | 0 | 477 | 837 | 1314 | 1840 | 71.41 % |
| Brighton Charter Township, Precinct 8 | 523 | 315 | 11 | 3 | 852 | 26 | 0 | 338 | 540 | 878 | 1208 | 72.68 % |
| Brighton Charter Township, Precinct 9 | 1004 | 731 | 28 | 8 | 1771 | 39 | 1 | 701 | 1110 | 1811 | 2526 | 71.69 % |
| Cohoctah Township, Precinct 1 - BYR | 186 | 117 | 9 | 9 | 321 | 9 | 0 | 0 | 330 | 330 | 524 | 62.98 % |

## Secretary of State - Vote for not more than 1

| Precinct | Mary Treder Lang , REP | Jocelyn Benson , DEM | Gregory Scott Stempfle , LIB | Robert Gale , UST | Cast Votes | Undervotes | Overvotes | Absentee Voting Ballots Cast | Election Day Voting Ballots Cast | Total Ballots Cast | Registered Voters | Turnout Percentage |
|---|---|---|---|---|---|---|---|---|---|---|---|---|
| Cohoctah Township, Precinct 1 - FWL | 336 | 145 | 11 | 12 | 504 | 15 | 0 | 0 | 519 | 519 | 822 | 63.14 % |
| Cohoctah Township, Precinct 1 - HOW | 489 | 255 | 14 | 12 | 770 | 31 | 0 | 0 | 801 | 801 | 1233 | 64.96 % |
| Conway Township, Precinct 1 - BYR | 36 | 11 | 0 | 0 | 47 | 0 | 0 | 0 | 47 | 47 | 78 | 60.26 % |
| Conway Township, Precinct 1 - FWL | 927 | 486 | 25 | 22 | 1460 | 51 | 2 | 0 | 1513 | 1513 | 2368 | 63.89 % |
| Conway Township, Precinct 1 - MOR | 28 | 8 | 0 | 0 | 36 | 0 | 0 | 0 | 36 | 36 | 52 | 69.23 % |
| Conway Township, Precinct 1 - WEB | 17 | 16 | 1 | 1 | 35 | 0 | 0 | 0 | 35 | 35 | 79 | 44.30 % |
| Deerfield Township, Precinct 1 - HAR | 359 | 188 | 13 | 1 | 561 | 5 | 0 | 199 | 367 | 566 | 837 | 67.62 % |
| Deerfield Township, Precinct 1 - LIN | 261 | 181 | 7 | 4 | 453 | 13 | 1 | 156 | 311 | 467 | 756 | 61.77 % |
| Deerfield Township, Precinct 2 - BYR | 7 | 5 | 0 | 0 | 12 | 2 | 0 | 5 | 9 | 14 | 30 | 46.67 % |
| Deerfield Township, Precinct 2 - HAR | 348 | 132 | 9 | 9 | 498 | 14 | 0 | 120 | 392 | 512 | 767 | 66.75 % |
| Deerfield Township, Precinct 2 - HOW | 341 | 159 | 12 | 7 | 519 | 19 | 0 | 185 | 353 | 538 | 842 | 63.90 % |
| Deerfield Township, Precinct 2 - LIN | 52 | 22 | 3 | 0 | 77 | 1 | 0 | 18 | 60 | 78 | 128 | 60.94 % |
| Genoa Charter Township, Precinct 1 | 646 | 495 | 28 | 12 | 1181 | 41 | 0 | 366 | 856 | 1222 | 1933 | 63.22 % |
| Genoa Charter Township, Precinct 2 | 267 | 214 | 11 | 4 | 496 | 17 | 0 | 125 | 388 | 513 | 930 | 55.16 % |
| Genoa Charter Township, Precinct 3 | 617 | 451 | 27 | 22 | 1117 | 31 | 0 | 443 | 705 | 1148 | 1875 | 61.23 % |

## Secretary of State - Vote for not more than 1

| Precinct | Mary Treder Lang , REP | Jocelyn Benson , DEM | Gregory Scott Stempfle , LIB | Robert Gale , UST | Cast Votes | Undervotes | Overvotes | Absentee Voting Ballots Cast | Election Day Voting Ballots Cast | Total Ballots Cast | Registered Voters | Turnout Percentage |
|---|---|---|---|---|---|---|---|---|---|---|---|---|
| Genoa Charter Township, Precinct 4 | 500 | 457 | 16 | 9 | 982 | 32 | 0 | 371 | 643 | 1014 | 1402 | 72.33 % |
| Genoa Charter Township, Precinct 5 | 436 | 215 | 18 | 8 | 677 | 16 | 0 | 214 | 479 | 693 | 980 | 70.71 % |
| Genoa Charter Township, Precinct 6 | 1090 | 572 | 23 | 5 | 1690 | 35 | 0 | 890 | 835 | 1725 | 2335 | 73.88 % |
| Genoa Charter Township, Precinct 7 | 377 | 258 | 11 | 4 | 650 | 12 | 0 | 261 | 401 | 662 | 914 | 72.43 % |
| Genoa Charter Township, Precinct 8 | 657 | 349 | 6 | 2 | 1014 | 23 | 0 | 476 | 561 | 1037 | 1360 | 76.25 % |
| Genoa Charter Township, Precinct 9 | 595 | 345 | 17 | 10 | 967 | 28 | 0 | 403 | 592 | 995 | 1530 | 65.03 % |
| Genoa Charter Township, Precinct 10 | 635 | 363 | 17 | 16 | 1031 | 35 | 0 | 420 | 646 | 1066 | 1558 | 68.42 % |
| Genoa Charter Township, Precinct 11 | 245 | 176 | 9 | 5 | 435 | 16 | 0 | 120 | 331 | 451 | 708 | 63.70 % |
| Genoa Charter Township, Precinct 12 | 78 | 39 | 2 | 0 | 119 | 2 | 0 | 29 | 92 | 121 | 157 | 77.07 % |
| Genoa Charter Township, Precinct 13 | 228 | 206 | 10 | 5 | 449 | 14 | 0 | 188 | 275 | 463 | 761 | 60.84 % |
| Green Oak Charter Township, Precinct 1 | 663 | 571 | 29 | 10 | 1273 | 43 | 0 | 450 | 866 | 1316 | 2132 | 61.73 % |
| Green Oak Charter Township, Precinct 2 | 501 | 469 | 24 | 16 | 1010 | 33 | 1 | 268 | 776 | 1044 | 1591 | 65.62 % |
| Green Oak Charter Township, Precinct 3 - BAS | 166 | 99 | 6 | 2 | 273 | 2 | 0 | 75 | 200 | 275 | 389 | 70.69 % |
| Green Oak Charter Township, Precinct 3 - SLCS | 115 | 95 | 10 | 2 | 222 | 4 | 0 | 48 | 178 | 226 | 323 | 69.97 % |
| Green Oak Charter Township, Precinct 3 - WLPS | 376 | 394 | 18 | 15 | 803 | 22 | 0 | 308 | 517 | 825 | 1352 | 61.02 % |

## Secretary of State - Vote for not more than 1

| Precinct | Mary Treder Lang , REP | Jocelyn Benson , DEM | Gregory Scott Stempfle , LIB | Robert Gale , UST | Cast Votes | Undervotes | Overvotes | Absentee Voting Ballots Cast | Election Day Voting Ballots Cast | Total Ballots Cast | Registered Voters | Turnout Percentage |
|---|---|---|---|---|---|---|---|---|---|---|---|---|
| Green Oak Charter Township, Precinct 4 - BAS | 121 | 67 | 3 | 0 | 191 | 7 | 0 | 80 | 118 | 198 | 293 | 67.58 % |
| Green Oak Charter Township, Precinct 4 - SLCS | 697 | 495 | 30 | 11 | 1233 | 27 | 1 | 443 | 818 | 1261 | 1776 | 71.00 % |
| Green Oak Charter Township, Precinct 5 - BAS | 701 | 465 | 14 | 4 | 1184 | 29 | 0 | 471 | 742 | 1213 | 1753 | 69.20 % |
| Green Oak Charter Township, Precinct 5 - SLCS | 0 | 2 | 0 | 0 | 2 | 0 | 0 | 2 | 0 | 2 | 2 | 100.00 % |
| Green Oak Charter Township, Precinct 6 | 774 | 535 | 19 | 6 | 1334 | 39 | 0 | 606 | 767 | 1373 | 1936 | 70.92 % |
| Green Oak Charter Township, Precinct 7 | 354 | 299 | 17 | 7 | 677 | 12 | 0 | 245 | 444 | 689 | 1088 | 63.33 % |
| Green Oak Charter Township, Precinct 8 - BAS | 540 | 377 | 15 | 7 | 939 | 30 | 0 | 289 | 680 | 969 | 1378 | 70.32 % |
| Green Oak Charter Township, Precinct 8 - WLPS | 38 | 43 | 8 | 1 | 90 | 1 | 0 | 32 | 59 | 91 | 146 | 62.33 % |
| Green Oak Charter Township, Precinct 9 - BAS | 180 | 118 | 8 | 4 | 310 | 9 | 0 | 112 | 207 | 319 | 435 | 73.33 % |
| Green Oak Charter Township, Precinct 9 - SLCS | 262 | 183 | 5 | 0 | 450 | 15 | 0 | 193 | 272 | 465 | 635 | 73.23 % |
| Hamburg Township, Precinct 1 | 1109 | 783 | 41 | 11 | 1944 | 32 | 0 | 680 | 1296 | 1976 | 2803 | 70.50 % |
| Hamburg Township, Precinct 2 | 746 | 687 | 18 | 7 | 1458 | 43 | 0 | 422 | 1079 | 1501 | 2095 | 71.65 % |
| Hamburg Township, Precinct 3 | 851 | 759 | 29 | 24 | 1663 | 50 | 0 | 605 | 1108 | 1713 | 2421 | 70.76 % |
| Hamburg Township, Precinct 4 - DEX | 349 | 335 | 10 | 4 | 698 | 18 | 0 | 241 | 475 | 716 | 939 | 76.25 % |
| Hamburg Township, Precinct 4 - PCS | 423 | 430 | 22 | 4 | 879 | 29 | 0 | 356 | 552 | 908 | 1266 | 71.72 % |
| Hamburg Township, Precinct 5 | 658 | 592 | 22 | 11 | 1283 | 32 | 1 | 406 | 910 | 1316 | 1978 | 66.53 % |

## Secretary of State - Vote for not more than 1

| Precinct | Mary Treder Lang , REP | Jocelyn Benson , DEM | Gregory Scott Stempfle , LIB | Robert Gale , UST | Cast Votes | Undervotes | Overvotes | Absentee Voting Ballots Cast | Election Day Voting Ballots Cast | Total Ballots Cast | Registered Voters | Turnout Percentage |
|---|---|---|---|---|---|---|---|---|---|---|---|---|
| Hamburg Township, Precinct 6 | 900 | 886 | 27 | 7 | 1820 | 64 | 0 | 745 | 1139 | 1884 | 2666 | 70.67 % |
| Hamburg Township, Precinct 7 | 561 | 526 | 24 | 6 | 1117 | 28 | 0 | 383 | 762 | 1145 | 1532 | 74.74 % |
| Hamburg Township, Precinct 8 | 452 | 439 | 15 | 8 | 914 | 22 | 0 | 230 | 706 | 936 | 1348 | 69.44 % |
| Handy Township, Precinct 1 - FWL | 541 | 346 | 9 | 12 | 908 | 34 | 0 | 197 | 745 | 942 | 1575 | 59.81 % |
| Handy Township, Precinct 1 - HOW | 5 | 1 | 0 | 0 | 6 | 1 | 0 | 1 | 6 | 7 | 10 | 70.00 % |
| Handy Township, Precinct 1 - WEB | 4 | 1 | 0 | 0 | 5 | 2 | 0 | 0 | 7 | 7 | 7 | 100.00 % |
| Handy Township, Precinct 2 | 539 | 417 | 32 | 22 | 1010 | 62 | 1 | 231 | 842 | 1073 | 2065 | 51.96 % |
| Handy Township, Precinct 3 - FWL | 773 | 505 | 23 | 13 | 1314 | 50 | 1 | 267 | 1098 | 1365 | 2351 | 58.06 % |
| Handy Township, Precinct 3 - WEB | 20 | 9 | 0 | 0 | 29 | 0 | 0 | 12 | 17 | 29 | 34 | 85.29 % |
| Hartland Township, Precinct 1 | 965 | 578 | 17 | 8 | 1568 | 49 | 1 | 611 | 1007 | 1618 | 2259 | 71.62 % |
| Hartland Township, Precinct 2 | 955 | 547 | 27 | 7 | 1536 | 50 | 0 | 377 | 1209 | 1586 | 2507 | 63.26 % |
| Hartland Township, Precinct 3 | 989 | 621 | 44 | 13 | 1667 | 41 | 0 | 626 | 1082 | 1708 | 2737 | 62.40 % |
| Hartland Township, Precinct 4 | 880 | 504 | 25 | 10 | 1419 | 33 | 0 | 425 | 1027 | 1452 | 2203 | 65.91 % |
| Hartland Township, Precinct 5 | 712 | 393 | 22 | 8 | 1135 | 32 | 0 | 393 | 774 | 1167 | 1724 | 67.69 % |
| Howell Township, Precinct 1 - FWL | 86 | 55 | 2 | 2 | 145 | 8 | 0 | 44 | 109 | 153 | 261 | 58.62 % |
| Howell Township, Precinct 1 - HOW | 606 | 402 | 19 | 10 | 1037 | 33 | 0 | 356 | 714 | 1070 | 1646 | 65.01 % |
| Howell Township, Precinct 2 | 751 | 499 | 27 | 12 | 1289 | 51 | 0 | 378 | 962 | 1340 | 1992 | 67.27 % |
| Howell Township, Precinct 3 - FWL | 3 | 1 | 0 | 0 | 4 | 0 | 0 | 0 | 4 | 4 | 4 | 100.00 % |

## Secretary of State - Vote for not more than 1

| Precinct | Mary Treder Lang , REP | Jocelyn Benson , DEM | Gregory Scott Stempfle , LIB | Robert Gale , UST | Cast Votes | Undervotes | Overvotes | Absentee Voting Ballots Cast | Election Day Voting Ballots Cast | Total Ballots Cast | Registered Voters | Turnout Percentage |
|---|---|---|---|---|---|---|---|---|---|---|---|---|
| Howell Township, Precinct 3 - HOW | 580 | 346 | 26 | 23 | 975 | 37 | 0 | 297 | 715 | 1012 | 1718 | 58.91 % |
| Iosco Township, Precinct 1 - FWL | 436 | 206 | 8 | 11 | 661 | 27 | 1 | 0 | 689 | 689 | 1139 | 60.49 % |
| Iosco Township, Precinct 1 - SCS | 45 | 18 | 0 | 1 | 64 | 0 | 0 | 0 | 64 | 64 | 100 | 64.00 % |
| Iosco Township, Precinct 2 - FWL | 428 | 198 | 12 | 6 | 644 | 14 | 0 | 0 | 658 | 658 | 1055 | 62.37 % |
| Iosco Township, Precinct 2 - HOW | 197 | 133 | 11 | 5 | 346 | 11 | 1 | 0 | 358 | 358 | 547 | 65.45 % |
| Marion Township, Precinct 1 | 900 | 521 | 25 | 18 | 1464 | 48 | 1 | 507 | 1006 | 1513 | 2199 | 68.80 % |
| Marion Township, Precinct 2 | 973 | 635 | 25 | 14 | 1647 | 37 | 0 | 594 | 1090 | 1684 | 2393 | 70.37 % |
| Marion Township, Precinct 3 | 654 | 414 | 17 | 4 | 1089 | 20 | 0 | 446 | 663 | 1109 | 1546 | 71.73 % |
| Marion Township, Precinct 4 - HOW | 982 | 468 | 25 | 9 | 1484 | 50 | 0 | 557 | 977 | 1534 | 2168 | 70.76 % |
| Marion Township, Precinct 4 - PCS | 12 | 23 | 3 | 2 | 40 | 0 | 0 | 23 | 17 | 40 | 63 | 63.49 % |
| Oceola Township, Precinct 1 | 887 | 537 | 25 | 16 | 1465 | 42 | 1 | 534 | 974 | 1508 | 2289 | 65.88 % |
| Oceola Township, Precinct 2 | 843 | 702 | 26 | 18 | 1589 | 60 | 7 | 532 | 1124 | 1656 | 2499 | 66.27 % |
| Oceola Township, Precinct 3 | 1077 | 613 | 38 | 19 | 1747 | 56 | 0 | 550 | 1253 | 1803 | 2758 | 65.37 % |
| Oceola Township, Precinct 4 | 789 | 419 | 24 | 7 | 1239 | 23 | 1 | 384 | 879 | 1263 | 1788 | 70.64 % |
| Oceola Township, Precinct 5 | 501 | 340 | 14 | 6 | 861 | 22 | 0 | 422 | 461 | 883 | 1189 | 74.26 % |
| Putnam Township, Precinct 1 | 456 | 427 | 23 | 12 | 918 | 32 | 2 | 289 | 663 | 952 | 1376 | 69.19 % |
| Putnam Township, Precinct 2 - HOW | 78 | 47 | 1 | 2 | 128 | 4 | 0 | 53 | 79 | 132 | 209 | 63.16 % |

## Secretary of State - Vote for not more than 1

| Precinct | Mary Treder Lang , REP | Jocelyn Benson , DEM | Gregory Scott Stempfle , LIB | Robert Gale , UST | Cast Votes | Undervotes | Overvotes | Absentee Voting Ballots Cast | Election Day Voting Ballots Cast | Total Ballots Cast | Registered Voters | Turnout Percentage |
|---|---|---|---|---|---|---|---|---|---|---|---|---|
| Putnam Township, Precinct 2 - PCS | 670 | 453 | 31 | 9 | 1163 | 38 | 2 | 424 | 779 | 1203 | 1777 | 67.70 % |
| Putnam Township, Precinct 3 | 490 | 518 | 34 | 13 | 1055 | 15 | 1 | 256 | 815 | 1071 | 1628 | 65.79 % |
| Putnam Township, Precinct 4 | 486 | 377 | 15 | 13 | 891 | 32 | 0 | 344 | 579 | 923 | 1261 | 73.20 % |
| Tyrone Township, Precinct 1 | 755 | 544 | 24 | 12 | 1335 | 42 | 1 | 473 | 905 | 1378 | 2350 | 58.64 % |
| Tyrone Township, Precinct 2 | 944 | 615 | 22 | 12 | 1593 | 31 | 1 | 596 | 1029 | 1625 | 2314 | 70.22 % |
| Tyrone Township, Precinct 3 | 852 | 536 | 27 | 20 | 1435 | 35 | 0 | 506 | 964 | 1470 | 2192 | 67.06 % |
| Tyrone Township, Precinct 4 | 770 | 411 | 28 | 17 | 1226 | 43 | 2 | 400 | 871 | 1271 | 2034 | 62.49 % |
| Unadilla Township, Precinct 1 - FWL | 75 | 42 | 3 | 0 | 120 | 6 | 0 | 0 | 126 | 126 | 170 | 74.12 % |
| Unadilla Township, Precinct 1 - PCS | 94 | 49 | 5 | 2 | 150 | 7 | 0 | 0 | 157 | 157 | 262 | 59.92 % |
| Unadilla Township, Precinct 1 - SCS | 661 | 545 | 32 | 14 | 1252 | 60 | 0 | 0 | 1312 | 1312 | 2107 | 62.27 % |
| **Totals** | **54810** | **38339** | **1833** | **886** | **95868** | **2801** | **33** | **31341** | **67361** | **98702** | **147839** | **66.76 %** |

## Attorney General - Vote for not more than 1

| Precinct | Tom Leonard , REP | Dana Nessel , DEM | Lisa Lane Gioia , LIB | Gerald T. Van Sickle , UST | Chris Graveline , NPA | Cast Votes | Undervotes | Overvotes | Absentee Voting Ballots Cast | Election Day Voting Ballots Cast | Total Ballots Cast | Registered Voters | Turnout Percentage |
|---|---|---|---|---|---|---|---|---|---|---|---|---|---|
| City of Brighton, Precinct 1 | 508 | 502 | 27 | 12 | 22 | 1071 | 30 | 1 | 392 | 710 | 1102 | 1785 | 61.74 % |
| City of Brighton, Precinct 2 | 401 | 385 | 25 | 9 | 8 | 828 | 40 | 0 | 316 | 552 | 868 | 1425 | 60.91 % |
| City of Brighton, Precinct 3 | 582 | 513 | 21 | 8 | 22 | 1146 | 40 | 3 | 409 | 780 | 1189 | 1603 | 74.17 % |
| City of Brighton, Precinct 4 | 535 | 367 | 12 | 2 | 10 | 926 | 26 | 0 | 491 | 461 | 952 | 1184 | 80.41 % |
| City of Howell, Precinct 1 | 731 | 575 | 26 | 8 | 25 | 1365 | 46 | 1 | 416 | 996 | 1412 | 2355 | 59.96 % |
| City of Howell, Precinct 2 | 486 | 475 | 36 | 16 | 17 | 1030 | 49 | 0 | 224 | 855 | 1079 | 2136 | 50.51 % |
| City of Howell, Precinct 3 | 839 | 560 | 43 | 26 | 26 | 1494 | 58 | 0 | 431 | 1121 | 1552 | 2491 | 62.30 % |
| Brighton Charter Township, Precinct 1 | 829 | 406 | 30 | 5 | 14 | 1284 | 32 | 1 | 527 | 790 | 1317 | 1763 | 74.70 % |
| Brighton Charter Township, Precinct 2 | 566 | 322 | 18 | 7 | 11 | 924 | 32 | 0 | 340 | 616 | 956 | 1527 | 62.61 % |
| Brighton Charter Township, Precinct 3 | 723 | 422 | 22 | 3 | 12 | 1182 | 42 | 1 | 492 | 733 | 1225 | 1598 | 76.66 % |
| Brighton Charter Township, Precinct 4 | 570 | 339 | 21 | 1 | 15 | 946 | 49 | 0 | 352 | 643 | 995 | 1465 | 67.92 % |
| Brighton Charter Township, Precinct 5 | 347 | 249 | 18 | 3 | 5 | 622 | 25 | 1 | 164 | 484 | 648 | 1010 | 64.16 % |
| Brighton Charter Township, Precinct 6 | 933 | 527 | 20 | 11 | 14 | 1505 | 57 | 0 | 487 | 1075 | 1562 | 2181 | 71.62 % |
| Brighton Charter Township, Precinct 7 | 830 | 408 | 14 | 3 | 18 | 1273 | 39 | 2 | 477 | 837 | 1314 | 1840 | 71.41 % |
| Brighton Charter Township, Precinct 8 | 539 | 276 | 19 | 1 | 13 | 848 | 29 | 1 | 338 | 540 | 878 | 1208 | 72.68 % |
| Brighton Charter Township, Precinct 9 | 1058 | 643 | 43 | 4 | 16 | 1764 | 47 | 0 | 701 | 1110 | 1811 | 2526 | 71.69 % |
| Cohoctah Township, Precinct 1 - BYR | 207 | 88 | 11 | 11 | 6 | 323 | 7 | 0 | 0 | 330 | 330 | 524 | 62.98 % |

## Attorney General - Vote for not more than 1

| Precinct | Tom Leonard , REP | Dana Nessel , DEM | Lisa Lane Gioia , LIB | Gerald T. Van Sickle , UST | Chris Graveline , NPA | Cast Votes | Undervotes | Overvotes | Absentee Voting Ballots Cast | Election Day Voting Ballots Cast | Total Ballots Cast | Registered Voters | Turnout Percentage |
|---|---|---|---|---|---|---|---|---|---|---|---|---|---|
| Cohoctah Township, Precinct 1 - FWL | 340 | 121 | 14 | 8 | 12 | 495 | 24 | 0 | 0 | 519 | 519 | 822 | 63.14 % |
| Cohoctah Township, Precinct 1 - HOW | 507 | 220 | 12 | 9 | 10 | 758 | 43 | 0 | 0 | 801 | 801 | 1233 | 64.96 % |
| Conway Township, Precinct 1 - BYR | 34 | 11 | 1 | 0 | 0 | 46 | 1 | 0 | 0 | 47 | 47 | 78 | 60.26 % |
| Conway Township, Precinct 1 - FWL | 956 | 430 | 27 | 17 | 28 | 1458 | 55 | 0 | 0 | 1513 | 1513 | 2368 | 63.89 % |
| Conway Township, Precinct 1 - MOR | 28 | 6 | 1 | 0 | 0 | 35 | 1 | 0 | 0 | 36 | 36 | 52 | 69.23 % |
| Conway Township, Precinct 1 - WEB | 18 | 15 | 1 | 0 | 0 | 34 | 1 | 0 | 0 | 35 | 35 | 79 | 44.30 % |
| Deerfield Township, Precinct 1 - HAR | 368 | 164 | 13 | 3 | 5 | 553 | 13 | 0 | 199 | 367 | 566 | 837 | 67.62 % |
| Deerfield Township, Precinct 1 - LIN | 276 | 165 | 3 | 3 | 8 | 455 | 12 | 0 | 156 | 311 | 467 | 756 | 61.77 % |
| Deerfield Township, Precinct 2 - BYR | 8 | 4 | 1 | 0 | 0 | 13 | 1 | 0 | 5 | 9 | 14 | 30 | 46.67 % |
| Deerfield Township, Precinct 2 - HAR | 352 | 120 | 7 | 6 | 8 | 493 | 19 | 0 | 120 | 392 | 512 | 767 | 66.75 % |
| Deerfield Township, Precinct 2 - HOW | 344 | 144 | 14 | 8 | 6 | 516 | 21 | 1 | 185 | 353 | 538 | 842 | 63.90 % |
| Deerfield Township, Precinct 2 - LIN | 52 | 22 | 1 | 0 | 3 | 78 | 0 | 0 | 18 | 60 | 78 | 128 | 60.94 % |
| Genoa Charter Township, Precinct 1 | 655 | 471 | 24 | 5 | 21 | 1176 | 45 | 1 | 366 | 856 | 1222 | 1933 | 63.22 % |
| Genoa Charter Township, Precinct 2 | 288 | 184 | 9 | 3 | 6 | 490 | 23 | 0 | 125 | 388 | 513 | 930 | 55.16 % |
| Genoa Charter Township, Precinct 3 | 649 | 406 | 21 | 10 | 24 | 1110 | 38 | 0 | 443 | 705 | 1148 | 1875 | 61.23 % |

## Attorney General - Vote for not more than 1

| Precinct | Tom Leonard , REP | Dana Nessel , DEM | Lisa Lane Gioia , LIB | Gerald T. Van Sickle , UST | Chris Graveline , NPA | Cast Votes | Undervotes | Overvotes | Absentee Voting Ballots Cast | Election Day Voting Ballots Cast | Total Ballots Cast | Registered Voters | Turnout Percentage |
|---|---|---|---|---|---|---|---|---|---|---|---|---|---|
| Genoa Charter Township, Precinct 4 | 522 | 425 | 18 | 4 | 13 | 982 | 31 | 1 | 371 | 643 | 1014 | 1402 | 72.33 % |
| Genoa Charter Township, Precinct 5 | 444 | 205 | 9 | 7 | 9 | 674 | 19 | 0 | 214 | 479 | 693 | 980 | 70.71 % |
| Genoa Charter Township, Precinct 6 | 1133 | 510 | 27 | 1 | 12 | 1683 | 42 | 0 | 890 | 835 | 1725 | 2335 | 73.88 % |
| Genoa Charter Township, Precinct 7 | 393 | 228 | 9 | 4 | 14 | 648 | 14 | 0 | 261 | 401 | 662 | 914 | 72.43 % |
| Genoa Charter Township, Precinct 8 | 665 | 324 | 7 | 2 | 7 | 1005 | 32 | 0 | 476 | 561 | 1037 | 1360 | 76.25 % |
| Genoa Charter Township, Precinct 9 | 611 | 321 | 21 | 3 | 12 | 968 | 27 | 0 | 403 | 592 | 995 | 1530 | 65.03 % |
| Genoa Charter Township, Precinct 10 | 666 | 328 | 8 | 9 | 16 | 1027 | 39 | 0 | 420 | 646 | 1066 | 1558 | 68.42 % |
| Genoa Charter Township, Precinct 11 | 245 | 158 | 12 | 3 | 14 | 432 | 19 | 0 | 120 | 331 | 451 | 708 | 63.70 % |
| Genoa Charter Township, Precinct 12 | 74 | 39 | 3 | 1 | 1 | 118 | 3 | 0 | 29 | 92 | 121 | 157 | 77.07 % |
| Genoa Charter Township, Precinct 13 | 252 | 172 | 8 | 4 | 11 | 447 | 16 | 0 | 188 | 275 | 463 | 761 | 60.84 % |
| Green Oak Charter Township, Precinct 1 | 701 | 517 | 32 | 5 | 17 | 1272 | 44 | 0 | 450 | 866 | 1316 | 2132 | 61.73 % |
| Green Oak Charter Township, Precinct 2 | 544 | 422 | 19 | 3 | 16 | 1004 | 39 | 1 | 268 | 776 | 1044 | 1591 | 65.62 % |
| Green Oak Charter Township, Precinct 3 - BAS | 170 | 87 | 6 | 1 | 6 | 270 | 5 | 0 | 75 | 200 | 275 | 389 | 70.69 % |
| Green Oak Charter Township, Precinct 3 - SLCS | 125 | 85 | 5 | 0 | 8 | 223 | 3 | 0 | 48 | 178 | 226 | 323 | 69.97 % |
| Green Oak Charter Township, Precinct 3 - WLPS | 396 | 353 | 21 | 12 | 14 | 796 | 28 | 1 | 308 | 517 | 825 | 1352 | 61.02 % |

## Attorney General - Vote for not more than 1

| Precinct | Tom Leonard , REP | Dana Nessel , DEM | Lisa Lane Gioia , LIB | Gerald T. Van Sickle , UST | Chris Graveline , NPA | Cast Votes | Undervotes | Overvotes | Absentee Voting Ballots Cast | Election Day Voting Ballots Cast | Total Ballots Cast | Registered Voters | Turnout Percentage |
|---|---|---|---|---|---|---|---|---|---|---|---|---|---|
| Green Oak Charter Township, Precinct 4 - BAS | 123 | 60 | 2 | 0 | 3 | 188 | 9 | 1 | 80 | 118 | 198 | 293 | 67.58 % |
| Green Oak Charter Township, Precinct 4 - SLCS | 720 | 446 | 29 | 8 | 16 | 1219 | 42 | 0 | 443 | 818 | 1261 | 1776 | 71.00 % |
| Green Oak Charter Township, Precinct 5 - BAS | 708 | 427 | 24 | 4 | 14 | 1177 | 36 | 0 | 471 | 742 | 1213 | 1753 | 69.20 % |
| Green Oak Charter Township, Precinct 5 - SLCS | 1 | 1 | 0 | 0 | 0 | 2 | 0 | 0 | 2 | 0 | 2 | 2 | 100.00 % |
| Green Oak Charter Township, Precinct 6 | 821 | 453 | 29 | 6 | 12 | 1321 | 52 | 0 | 606 | 767 | 1373 | 1936 | 70.92 % |
| Green Oak Charter Township, Precinct 7 | 359 | 264 | 20 | 8 | 12 | 663 | 26 | 0 | 245 | 444 | 689 | 1088 | 63.33 % |
| Green Oak Charter Township, Precinct 8 - BAS | 559 | 338 | 15 | 8 | 9 | 929 | 40 | 0 | 289 | 680 | 969 | 1378 | 70.32 % |
| Green Oak Charter Township, Precinct 8 - WLPS | 45 | 37 | 4 | 1 | 2 | 89 | 2 | 0 | 32 | 59 | 91 | 146 | 62.33 % |
| Green Oak Charter Township, Precinct 9 - BAS | 186 | 108 | 10 | 4 | 2 | 310 | 9 | 0 | 112 | 207 | 319 | 435 | 73.33 % |
| Green Oak Charter Township, Precinct 9 - SLCS | 266 | 164 | 2 | 1 | 7 | 440 | 25 | 0 | 193 | 272 | 465 | 635 | 73.23 % |
| Hamburg Township, Precinct 1 | 1125 | 719 | 43 | 9 | 24 | 1920 | 56 | 0 | 680 | 1296 | 1976 | 2803 | 70.50 % |
| Hamburg Township, Precinct 2 | 784 | 620 | 21 | 8 | 14 | 1447 | 54 | 0 | 422 | 1079 | 1501 | 2095 | 71.65 % |
| Hamburg Township, Precinct 3 | 871 | 693 | 33 | 17 | 29 | 1643 | 70 | 0 | 605 | 1108 | 1713 | 2421 | 70.76 % |
| Hamburg Township, Precinct 4 - DEX | 359 | 313 | 11 | 1 | 6 | 690 | 26 | 0 | 241 | 475 | 716 | 939 | 76.25 % |
| Hamburg Township, Precinct 4 - PCS | 446 | 400 | 20 | 3 | 7 | 876 | 32 | 0 | 356 | 552 | 908 | 1266 | 71.72 % |
| Hamburg Township, Precinct 5 | 685 | 531 | 26 | 7 | 23 | 1272 | 43 | 1 | 406 | 910 | 1316 | 1978 | 66.53 % |

## Attorney General - Vote for not more than 1

| Precinct | Tom Leonard , REP | Dana Nessel , DEM | Lisa Lane Gioia , LIB | Gerald T. Van Sickle , UST | Chris Graveline , NPA | Cast Votes | Undervotes | Overvotes | Absentee Voting Ballots Cast | Election Day Voting Ballots Cast | Total Ballots Cast | Registered Voters | Turnout Percentage |
|---|---|---|---|---|---|---|---|---|---|---|---|---|---|
| Hamburg Township, Precinct 6 | 961 | 796 | 27 | 9 | 21 | 1814 | 70 | 0 | 745 | 1139 | 1884 | 2666 | 70.67 % |
| Hamburg Township, Precinct 7 | 568 | 504 | 24 | 7 | 10 | 1113 | 31 | 1 | 383 | 762 | 1145 | 1532 | 74.74 % |
| Hamburg Township, Precinct 8 | 475 | 400 | 17 | 8 | 10 | 910 | 26 | 0 | 230 | 706 | 936 | 1348 | 69.44 % |
| Handy Township, Precinct 1 - FWL | 560 | 308 | 11 | 10 | 17 | 906 | 36 | 0 | 197 | 745 | 942 | 1575 | 59.81 % |
| Handy Township, Precinct 1 - HOW | 6 | 1 | 0 | 0 | 0 | 7 | 0 | 0 | 1 | 6 | 7 | 10 | 70.00 % |
| Handy Township, Precinct 1 - WEB | 5 | 2 | 0 | 0 | 0 | 7 | 0 | 0 | 0 | 7 | 7 | 7 | 100.00 % |
| Handy Township, Precinct 2 | 579 | 349 | 18 | 20 | 29 | 995 | 78 | 0 | 231 | 842 | 1073 | 2065 | 51.96 % |
| Handy Township, Precinct 3 - FWL | 809 | 439 | 19 | 20 | 19 | 1306 | 57 | 2 | 267 | 1098 | 1365 | 2351 | 58.06 % |
| Handy Township, Precinct 3 - WEB | 21 | 8 | 0 | 0 | 0 | 29 | 0 | 0 | 12 | 17 | 29 | 34 | 85.29 % |
| Hartland Township, Precinct 1 | 999 | 497 | 29 | 13 | 20 | 1558 | 60 | 0 | 611 | 1007 | 1618 | 2259 | 71.62 % |
| Hartland Township, Precinct 2 | 984 | 487 | 26 | 7 | 19 | 1523 | 63 | 0 | 377 | 1209 | 1586 | 2507 | 63.26 % |
| Hartland Township, Precinct 3 | 1014 | 539 | 54 | 14 | 36 | 1657 | 51 | 0 | 626 | 1082 | 1708 | 2737 | 62.40 % |
| Hartland Township, Precinct 4 | 914 | 445 | 31 | 7 | 11 | 1408 | 43 | 1 | 425 | 1027 | 1452 | 2203 | 65.91 % |
| Hartland Township, Precinct 5 | 728 | 349 | 20 | 6 | 21 | 1124 | 43 | 0 | 393 | 774 | 1167 | 1724 | 67.69 % |
| Howell Township, Precinct 1 - FWL | 85 | 50 | 3 | 1 | 2 | 141 | 12 | 0 | 44 | 109 | 153 | 261 | 58.62 % |
| Howell Township, Precinct 1 - HOW | 621 | 359 | 17 | 6 | 19 | 1022 | 47 | 1 | 356 | 714 | 1070 | 1646 | 65.01 % |
| Howell Township, Precinct 2 | 782 | 430 | 28 | 14 | 20 | 1274 | 65 | 1 | 378 | 962 | 1340 | 1992 | 67.27 % |
| Howell Township, Precinct 3 - FWL | 3 | 1 | 0 | 0 | 0 | 4 | 0 | 0 | 0 | 4 | 4 | 4 | 100.00 % |

## Attorney General - Vote for not more than 1

| Precinct | Tom Leonard , REP | Dana Nessel , DEM | Lisa Lane Gioia , LIB | Gerald T. Van Sickle , UST | Chris Graveline , NPA | Cast Votes | Undervotes | Overvotes | Absentee Voting Ballots Cast | Election Day Voting Ballots Cast | Total Ballots Cast | Registered Voters | Turnout Percentage |
|---|---|---|---|---|---|---|---|---|---|---|---|---|---|
| Howell Township, Precinct 3 - HOW | 600 | 313 | 24 | 13 | 19 | 969 | 42 | 1 | 297 | 715 | 1012 | 1718 | 58.91 % |
| Iosco Township, Precinct 1 - FWL | 443 | 180 | 5 | 8 | 14 | 650 | 38 | 1 | 0 | 689 | 689 | 1139 | 60.49 % |
| Iosco Township, Precinct 1 - SCS | 46 | 14 | 1 | 0 | 2 | 63 | 0 | 1 | 0 | 64 | 64 | 100 | 64.00 % |
| Iosco Township, Precinct 2 - FWL | 435 | 173 | 9 | 7 | 15 | 639 | 18 | 1 | 0 | 658 | 658 | 1055 | 62.37 % |
| Iosco Township, Precinct 2 - HOW | 208 | 117 | 10 | 1 | 7 | 343 | 15 | 0 | 0 | 358 | 358 | 547 | 65.45 % |
| Marion Township, Precinct 1 | 945 | 447 | 25 | 13 | 23 | 1453 | 59 | 1 | 507 | 1006 | 1513 | 2199 | 68.80 % |
| Marion Township, Precinct 2 | 1010 | 568 | 31 | 12 | 18 | 1639 | 45 | 0 | 594 | 1090 | 1684 | 2393 | 70.37 % |
| Marion Township, Precinct 3 | 681 | 355 | 20 | 8 | 10 | 1074 | 34 | 1 | 446 | 663 | 1109 | 1546 | 71.73 % |
| Marion Township, Precinct 4 - HOW | 1011 | 412 | 22 | 6 | 18 | 1469 | 65 | 0 | 557 | 977 | 1534 | 2168 | 70.76 % |
| Marion Township, Precinct 4 - PCS | 15 | 23 | 0 | 1 | 1 | 40 | 0 | 0 | 23 | 17 | 40 | 63 | 63.49 % |
| Oceola Township, Precinct 1 | 905 | 486 | 24 | 18 | 22 | 1455 | 53 | 0 | 534 | 974 | 1508 | 2289 | 65.88 % |
| Oceola Township, Precinct 2 | 885 | 622 | 36 | 12 | 25 | 1580 | 75 | 1 | 532 | 1124 | 1656 | 2499 | 66.27 % |
| Oceola Township, Precinct 3 | 1129 | 538 | 40 | 16 | 16 | 1739 | 63 | 1 | 550 | 1253 | 1803 | 2758 | 65.37 % |
| Oceola Township, Precinct 4 | 827 | 358 | 25 | 13 | 12 | 1235 | 28 | 0 | 384 | 879 | 1263 | 1788 | 70.64 % |
| Oceola Township, Precinct 5 | 545 | 276 | 13 | 5 | 13 | 852 | 31 | 0 | 422 | 461 | 883 | 1189 | 74.26 % |
| Putnam Township, Precinct 1 | 474 | 380 | 26 | 10 | 21 | 911 | 39 | 2 | 289 | 663 | 952 | 1376 | 69.19 % |
| Putnam Township, Precinct 2 - HOW | 79 | 43 | 3 | 0 | 3 | 128 | 4 | 0 | 53 | 79 | 132 | 209 | 63.16 % |

## Attorney General - Vote for not more than 1

| Precinct | Tom Leonard , REP | Dana Nessel , DEM | Lisa Lane Gioia , LIB | Gerald T. Van Sickle , UST | Chris Graveline , NPA | Cast Votes | Undervotes | Overvotes | Absentee Voting Ballots Cast | Election Day Voting Ballots Cast | Total Ballots Cast | Registered Voters | Turnout Percentage |
|---|---|---|---|---|---|---|---|---|---|---|---|---|---|
| Putnam Township, Precinct 2 - PCS | 686 | 411 | 26 | 13 | 27 | 1163 | 39 | 1 | 424 | 779 | 1203 | 1777 | 67.70 % |
| Putnam Township, Precinct 3 | 499 | 473 | 29 | 10 | 30 | 1041 | 29 | 1 | 256 | 815 | 1071 | 1628 | 65.79 % |
| Putnam Township, Precinct 4 | 502 | 346 | 15 | 12 | 10 | 885 | 37 | 1 | 344 | 579 | 923 | 1261 | 73.20 % |
| Tyrone Township, Precinct 1 | 797 | 467 | 20 | 16 | 17 | 1317 | 60 | 1 | 473 | 905 | 1378 | 2350 | 58.64 % |
| Tyrone Township, Precinct 2 | 981 | 547 | 20 | 15 | 23 | 1586 | 38 | 1 | 596 | 1029 | 1625 | 2314 | 70.22 % |
| Tyrone Township, Precinct 3 | 880 | 486 | 32 | 12 | 21 | 1431 | 38 | 1 | 506 | 964 | 1470 | 2192 | 67.06 % |
| Tyrone Township, Precinct 4 | 783 | 368 | 37 | 11 | 21 | 1220 | 49 | 2 | 400 | 871 | 1271 | 2034 | 62.49 % |
| Unadilla Township, Precinct 1 - FWL | 71 | 38 | 4 | 1 | 2 | 116 | 10 | 0 | 0 | 126 | 126 | 170 | 74.12 % |
| Unadilla Township, Precinct 1 - PCS | 103 | 43 | 3 | 1 | 2 | 152 | 5 | 0 | 0 | 157 | 157 | 262 | 59.92 % |
| Unadilla Township, Precinct 1 - SCS | 691 | 493 | 29 | 20 | 25 | 1258 | 54 | 0 | 0 | 1312 | 1312 | 2107 | 62.27 % |
| **Totals** | **56903** | **34229** | **1902** | **742** | **1406** | **95182** | **3478** | **42** | **31341** | **67361** | **98702** | **147839** | **66.76 %** |

## United States Senator - Vote for not more than 1

| Precinct | John James , REP | Debbie Stabenow , DEM | George E. Huffman III , UST | Marcia Squier , GRN | John Howard Wilhelm , NLP | Tim Yow (W) | Valerie L. Willis (W) | Tom Bagwell (W) | William F. White (W) | Cast Votes | Undervotes | Overvotes | Absentee Voting Ballots Cast | Election Day Voting Ballots Cast |
|---|---|---|---|---|---|---|---|---|---|---|---|---|---|---|
| City of Brighton, Precinct 1 | 533 | 527 | 6 | 16 | 2 | 0 | 0 | 0 | 0 | 1084 | 17 | 1 | 392 | 710 |
| City of Brighton, Precinct 2 | 416 | 420 | 5 | 10 | 1 | 0 | 0 | 0 | 0 | 852 | 16 | 0 | 316 | 552 |
| City of Brighton, Precinct 3 | 579 | 570 | 8 | 15 | 1 | 0 | 0 | 0 | 0 | 1173 | 16 | 0 | 409 | 780 |
| City of Brighton, Precinct 4 | 513 | 417 | 1 | 9 | 0 | 0 | 0 | 0 | 0 | 940 | 11 | 1 | 491 | 461 |
| City of Howell, Precinct 1 | 741 | 620 | 3 | 10 | 7 | 0 | 0 | 0 | 0 | 1381 | 29 | 2 | 416 | 996 |
| City of Howell, Precinct 2 | 500 | 531 | 12 | 7 | 7 | 0 | 0 | 0 | 0 | 1057 | 22 | 0 | 224 | 855 |
| City of Howell, Precinct 3 | 859 | 626 | 8 | 21 | 6 | 1 | 0 | 0 | 0 | 1521 | 31 | 0 | 431 | 1121 |
| Brighton Charter Township, Precinct 1 | 821 | 469 | 0 | 2 | 3 | 0 | 0 | 0 | 0 | 1295 | 21 | 1 | 527 | 790 |
| Brighton Charter Township, Precinct 2 | 599 | 327 | 4 | 11 | 0 | 0 | 0 | 0 | 0 | 941 | 15 | 0 | 340 | 616 |
| Brighton Charter Township, Precinct 3 | 725 | 459 | 3 | 8 | 2 | 0 | 0 | 0 | 0 | 1197 | 27 | 1 | 492 | 733 |
| Brighton Charter Township, Precinct 4 | 593 | 375 | 7 | 3 | 2 | 0 | 0 | 0 | 0 | 980 | 15 | 0 | 352 | 643 |
| Brighton Charter Township, Precinct 5 | 358 | 265 | 5 | 5 | 2 | 0 | 0 | 0 | 0 | 635 | 12 | 1 | 164 | 484 |
| Brighton Charter Township, Precinct 6 | 931 | 595 | 3 | 9 | 3 | 0 | 0 | 0 | 0 | 1541 | 20 | 1 | 487 | 1075 |
| Brighton Charter Township, Precinct 7 | 836 | 450 | 0 | 8 | 3 | 0 | 0 | 0 | 0 | 1297 | 16 | 1 | 477 | 837 |
| Brighton Charter Township, Precinct 8 | 529 | 319 | 2 | 6 | 3 | 0 | 0 | 0 | 0 | 859 | 18 | 1 | 338 | 540 |
| Brighton Charter Township, Precinct 9 | 1067 | 707 | 4 | 5 | 3 | 0 | 0 | 0 | 0 | 1786 | 24 | 1 | 701 | 1110 |
| Cohoctah Township, Precinct 1 - BYR | 207 | 105 | 6 | 1 | 1 | 0 | 0 | 0 | 0 | 320 | 8 | 2 | 0 | 330 |

## United States Senator - Vote for not more than 1

| Precinct | Total Ballots Cast | Registered Voters | Turnout Percentage |
|---|---|---|---|
| City of Brighton, Precinct 1 | 1102 | 1785 | 61.74 % |
| City of Brighton, Precinct 2 | 868 | 1425 | 60.91 % |
| City of Brighton, Precinct 3 | 1189 | 1603 | 74.17 % |
| City of Brighton, Precinct 4 | 952 | 1184 | 80.41 % |
| City of Howell, Precinct 1 | 1412 | 2355 | 59.96 % |
| City of Howell, Precinct 2 | 1079 | 2136 | 50.51 % |
| City of Howell, Precinct 3 | 1552 | 2491 | 62.30 % |
| Brighton Charter Township, Precinct 1 | 1317 | 1763 | 74.70 % |
| Brighton Charter Township, Precinct 2 | 956 | 1527 | 62.61 % |
| Brighton Charter Township, Precinct 3 | 1225 | 1598 | 76.66 % |
| Brighton Charter Township, Precinct 4 | 995 | 1465 | 67.92 % |
| Brighton Charter Township, Precinct 5 | 648 | 1010 | 64.16 % |
| Brighton Charter Township, Precinct 6 | 1562 | 2181 | 71.62 % |
| Brighton Charter Township, Precinct 7 | 1314 | 1840 | 71.41 % |
| Brighton Charter Township, Precinct 8 | 878 | 1208 | 72.68 % |
| Brighton Charter Township, Precinct 9 | 1811 | 2526 | 71.69 % |
| Cohoctah Township, Precinct 1 - BYR | 330 | 524 | 62.98 % |

## United States Senator - Vote for not more than 1

| Precinct | John James , REP | Debbie Stabenow , DEM | George E. Huffman III , UST | Marcia Squier , GRN | John Howard Wilhelm , NLP | Tim Yow (W) | Valerie L. Willis (W) | Tom Bagwell (W) | William F. White (W) | Cast Votes | Undervotes | Overvotes | Absentee Voting Ballots Cast | Election Day Voting Ballots Cast |
|---|---|---|---|---|---|---|---|---|---|---|---|---|---|---|
| Cohoctah Township, Precinct 1 - FWL | 337 | 158 | 3 | 6 | 2 | 0 | 0 | 0 | 0 | 506 | 13 | 0 | 0 | 519 |
| Cohoctah Township, Precinct 1 - HOW | 524 | 247 | 4 | 3 | 2 | 0 | 0 | 0 | 0 | 780 | 21 | 0 | 0 | 801 |
| Conway Township, Precinct 1 - BYR | 36 | 11 | 0 | 0 | 0 | 0 | 0 | 0 | 0 | 47 | 0 | 0 | 0 | 47 |
| Conway Township, Precinct 1 - FWL | 985 | 476 | 11 | 11 | 4 | 0 | 0 | 0 | 0 | 1487 | 25 | 1 | 0 | 1513 |
| Conway Township, Precinct 1 - MOR | 27 | 9 | 0 | 0 | 0 | 0 | 0 | 0 | 0 | 36 | 0 | 0 | 0 | 36 |
| Conway Township, Precinct 1 - WEB | 20 | 13 | 0 | 2 | 0 | 0 | 0 | 0 | 0 | 35 | 0 | 0 | 0 | 35 |
| Deerfield Township, Precinct 1 - HAR | 378 | 178 | 2 | 5 | 1 | 0 | 0 | 0 | 0 | 564 | 2 | 0 | 199 | 367 |
| Deerfield Township, Precinct 1 - LIN | 279 | 176 | 2 | 2 | 1 | 0 | 0 | 0 | 0 | 460 | 7 | 0 | 156 | 311 |
| Deerfield Township, Precinct 2 - BYR | 5 | 8 | 0 | 1 | 0 | 0 | 0 | 0 | 0 | 14 | 0 | 0 | 5 | 9 |
| Deerfield Township, Precinct 2 - HAR | 360 | 138 | 3 | 4 | 2 | 0 | 0 | 0 | 0 | 507 | 5 | 0 | 120 | 392 |
| Deerfield Township, Precinct 2 - HOW | 361 | 164 | 2 | 2 | 0 | 0 | 0 | 0 | 0 | 529 | 9 | 0 | 185 | 353 |
| Deerfield Township, Precinct 2 - LIN | 50 | 24 | 2 | 2 | 0 | 0 | 0 | 0 | 0 | 78 | 0 | 0 | 18 | 60 |
| Genoa Charter Township, Precinct 1 | 679 | 492 | 7 | 11 | 4 | 0 | 0 | 0 | 0 | 1193 | 29 | 0 | 366 | 856 |
| Genoa Charter Township, Precinct 2 | 293 | 201 | 2 | 7 | 2 | 0 | 0 | 0 | 0 | 505 | 8 | 0 | 125 | 388 |
| Genoa Charter Township, Precinct 3 | 661 | 450 | 6 | 9 | 5 | 0 | 0 | 0 | 0 | 1131 | 16 | 1 | 443 | 705 |

## United States Senator - Vote for not more than 1

| Precinct | Total Ballots Cast | Registered Voters | Turnout Percentage |
|---|---|---|---|
| Cohoctah Township, Precinct 1 - FWL | 519 | 822 | 63.14 % |
| Cohoctah Township, Precinct 1 - HOW | 801 | 1233 | 64.96 % |
| Conway Township, Precinct 1 - BYR | 47 | 78 | 60.26 % |
| Conway Township, Precinct 1 - FWL | 1513 | 2368 | 63.89 % |
| Conway Township, Precinct 1 - MOR | 36 | 52 | 69.23 % |
| Conway Township, Precinct 1 - WEB | 35 | 79 | 44.30 % |
| Deerfield Township, Precinct 1 - HAR | 566 | 837 | 67.62 % |
| Deerfield Township, Precinct 1 - LIN | 467 | 756 | 61.77 % |
| Deerfield Township, Precinct 2 - BYR | 14 | 30 | 46.67 % |
| Deerfield Township, Precinct 2 - HAR | 512 | 767 | 66.75 % |
| Deerfield Township, Precinct 2 - HOW | 538 | 842 | 63.90 % |
| Deerfield Township, Precinct 2 - LIN | 78 | 128 | 60.94 % |
| Genoa Charter Township, Precinct 1 | 1222 | 1933 | 63.22 % |
| Genoa Charter Township, Precinct 2 | 513 | 930 | 55.16 % |
| Genoa Charter Township, Precinct 3 | 1148 | 1875 | 61.23 % |

## United States Senator - Vote for not more than 1

| Precinct | John James , REP | Debbie Stabenow , DEM | George E. Huffman III , UST | Marcia Squier , GRN | John Howard Wilhelm , NLP | Tim Yow (W) | Valerie L. Willis (W) | Tom Bagwell (W) | William F. White (W) | Cast Votes | Undervotes | Overvotes | Absentee Voting Ballots Cast | Election Day Voting Ballots Cast |
|---|---|---|---|---|---|---|---|---|---|---|---|---|---|---|
| Genoa Charter Township, Precinct 4 | 540 | 449 | 4 | 2 | 1 | 0 | 0 | 0 | 0 | 996 | 18 | 0 | 371 | 643 |
| Genoa Charter Township, Precinct 5 | 451 | 219 | 2 | 8 | 3 | 0 | 0 | 0 | 0 | 683 | 10 | 0 | 214 | 479 |
| Genoa Charter Township, Precinct 6 | 1130 | 568 | 1 | 6 | 1 | 0 | 0 | 0 | 0 | 1706 | 19 | 0 | 890 | 835 |
| Genoa Charter Township, Precinct 7 | 410 | 237 | 0 | 2 | 1 | 0 | 0 | 0 | 0 | 650 | 12 | 0 | 261 | 401 |
| Genoa Charter Township, Precinct 8 | 658 | 351 | 2 | 6 | 2 | 0 | 0 | 0 | 0 | 1019 | 18 | 0 | 476 | 561 |
| Genoa Charter Township, Precinct 9 | 608 | 358 | 3 | 11 | 6 | 0 | 0 | 0 | 0 | 986 | 9 | 0 | 403 | 592 |
| Genoa Charter Township, Precinct 10 | 667 | 367 | 4 | 11 | 0 | 0 | 0 | 0 | 0 | 1049 | 17 | 0 | 420 | 646 |
| Genoa Charter Township, Precinct 11 | 258 | 169 | 6 | 8 | 1 | 0 | 0 | 0 | 0 | 442 | 9 | 0 | 120 | 331 |
| Genoa Charter Township, Precinct 12 | 80 | 37 | 0 | 2 | 0 | 0 | 0 | 0 | 0 | 119 | 2 | 0 | 29 | 92 |
| Genoa Charter Township, Precinct 13 | 243 | 196 | 5 | 4 | 3 | 0 | 0 | 0 | 0 | 451 | 11 | 1 | 188 | 275 |
| Green Oak Charter Township, Precinct 1 | 727 | 557 | 5 | 13 | 1 | 0 | 0 | 0 | 0 | 1303 | 13 | 0 | 450 | 866 |
| Green Oak Charter Township, Precinct 2 | 556 | 441 | 8 | 16 | 2 | 0 | 0 | 0 | 0 | 1023 | 21 | 0 | 268 | 776 |
| Green Oak Charter Township, Precinct 3 - BAS | 185 | 87 | 0 | 2 | 1 | 0 | 0 | 0 | 0 | 275 | 0 | 0 | 75 | 200 |
| Green Oak Charter Township, Precinct 3 - SLCS | 132 | 85 | 0 | 7 | 1 | 0 | 0 | 0 | 0 | 225 | 1 | 0 | 48 | 178 |
| Green Oak Charter Township, Precinct 3 - WLPS | 404 | 382 | 9 | 8 | 3 | 0 | 0 | 0 | 0 | 806 | 19 | 0 | 308 | 517 |

## United States Senator - Vote for not more than 1

| Precinct | Total Ballots Cast | Registered Voters | Turnout Percentage |
|---|---|---|---|
| Genoa Charter Township, Precinct 4 | 1014 | 1402 | 72.33 % |
| Genoa Charter Township, Precinct 5 | 693 | 980 | 70.71 % |
| Genoa Charter Township, Precinct 6 | 1725 | 2335 | 73.88 % |
| Genoa Charter Township, Precinct 7 | 662 | 914 | 72.43 % |
| Genoa Charter Township, Precinct 8 | 1037 | 1360 | 76.25 % |
| Genoa Charter Township, Precinct 9 | 995 | 1530 | 65.03 % |
| Genoa Charter Township, Precinct 10 | 1066 | 1558 | 68.42 % |
| Genoa Charter Township, Precinct 11 | 451 | 708 | 63.70 % |
| Genoa Charter Township, Precinct 12 | 121 | 157 | 77.07 % |
| Genoa Charter Township, Precinct 13 | 463 | 761 | 60.84 % |
| Green Oak Charter Township, Precinct 1 | 1316 | 2132 | 61.73 % |
| Green Oak Charter Township, Precinct 2 | 1044 | 1591 | 65.62 % |
| Green Oak Charter Township, Precinct 3 - BAS | 275 | 389 | 70.69 % |
| Green Oak Charter Township, Precinct 3 - SLCS | 226 | 323 | 69.97 % |
| Green Oak Charter Township, Precinct 3 - WLPS | 825 | 1352 | 61.02 % |

## United States Senator - Vote for not more than 1

| Precinct | John James , REP | Debbie Stabenow , DEM | George E. Huffman III , UST | Marcia Squier , GRN | John Howard Wilhelm , NLP | Tim Yow (W) | Valerie L. Willis (W) | Tom Bagwell (W) | William F. White (W) | Cast Votes | Undervotes | Overvotes | Absentee Voting Ballots Cast | Election Day Voting Ballots Cast |
|---|---|---|---|---|---|---|---|---|---|---|---|---|---|---|
| Green Oak Charter Township, Precinct 4 - BAS | 126 | 65 | 1 | 1 | 0 | 0 | 0 | 0 | 0 | 193 | 4 | 1 | 80 | 118 |
| Green Oak Charter Township, Precinct 4 - SLCS | 741 | 475 | 4 | 12 | 1 | 0 | 0 | 0 | 0 | 1233 | 26 | 2 | 443 | 818 |
| Green Oak Charter Township, Precinct 5 - BAS | 714 | 471 | 2 | 7 | 3 | 0 | 0 | 0 | 0 | 1197 | 15 | 1 | 471 | 742 |
| Green Oak Charter Township, Precinct 5 - SLCS | 0 | 2 | 0 | 0 | 0 | 0 | 0 | 0 | 0 | 2 | 0 | 0 | 2 | 0 |
| Green Oak Charter Township, Precinct 6 | 811 | 534 | 4 | 5 | 3 | 0 | 0 | 0 | 0 | 1357 | 15 | 1 | 606 | 767 |
| Green Oak Charter Township, Precinct 7 | 370 | 296 | 3 | 9 | 0 | 0 | 0 | 0 | 0 | 678 | 11 | 0 | 245 | 444 |
| Green Oak Charter Township, Precinct 8 - BAS | 581 | 354 | 2 | 7 | 3 | 0 | 0 | 0 | 0 | 947 | 22 | 0 | 289 | 680 |
| Green Oak Charter Township, Precinct 8 - WLPS | 40 | 44 | 1 | 2 | 1 | 0 | 0 | 0 | 0 | 88 | 3 | 0 | 32 | 59 |
| Green Oak Charter Township, Precinct 9 - BAS | 193 | 119 | 3 | 1 | 0 | 0 | 0 | 0 | 0 | 316 | 3 | 0 | 112 | 207 |
| Green Oak Charter Township, Precinct 9 - SLCS | 271 | 179 | 0 | 5 | 1 | 0 | 0 | 0 | 0 | 456 | 9 | 0 | 193 | 272 |
| Hamburg Township, Precinct 1 | 1155 | 773 | 7 | 12 | 5 | 0 | 0 | 0 | 0 | 1952 | 23 | 1 | 680 | 1296 |
| Hamburg Township, Precinct 2 | 789 | 668 | 3 | 12 | 4 | 0 | 0 | 0 | 0 | 1476 | 25 | 0 | 422 | 1079 |
| Hamburg Township, Precinct 3 | 925 | 745 | 4 | 16 | 4 | 0 | 0 | 0 | 0 | 1694 | 19 | 0 | 605 | 1108 |
| Hamburg Township, Precinct 4 - DEX | 356 | 342 | 0 | 7 | 0 | 0 | 0 | 0 | 0 | 705 | 11 | 0 | 241 | 475 |
| Hamburg Township, Precinct 4 - PCS | 450 | 440 | 1 | 9 | 1 | 0 | 0 | 0 | 0 | 901 | 7 | 0 | 356 | 552 |
| Hamburg Township, Precinct 5 | 677 | 587 | 5 | 18 | 6 | 0 | 0 | 0 | 0 | 1293 | 23 | 0 | 406 | 910 |

## United States Senator - Vote for not more than 1

| Precinct | Total Ballots Cast | Registered Voters | Turnout Percentage |
|---|---|---|---|
| Green Oak Charter Township, Precinct 4 - BAS | 198 | 293 | 67.58 % |
| Green Oak Charter Township, Precinct 4 - SLCS | 1261 | 1776 | 71.00 % |
| Green Oak Charter Township, Precinct 5 - BAS | 1213 | 1753 | 69.20 % |
| Green Oak Charter Township, Precinct 5 - SLCS | 2 | 2 | 100.00 % |
| Green Oak Charter Township, Precinct 6 | 1373 | 1936 | 70.92 % |
| Green Oak Charter Township, Precinct 7 | 689 | 1088 | 63.33 % |
| Green Oak Charter Township, Precinct 8 - BAS | 969 | 1378 | 70.32 % |
| Green Oak Charter Township, Precinct 8 - WLPS | 91 | 146 | 62.33 % |
| Green Oak Charter Township, Precinct 9 - BAS | 319 | 435 | 73.33 % |
| Green Oak Charter Township, Precinct 9 - SLCS | 465 | 635 | 73.23 % |
| Hamburg Township, Precinct 1 | 1976 | 2803 | 70.50 % |
| Hamburg Township, Precinct 2 | 1501 | 2095 | 71.65 % |
| Hamburg Township, Precinct 3 | 1713 | 2421 | 70.76 % |
| Hamburg Township, Precinct 4 - DEX | 716 | 939 | 76.25 % |
| Hamburg Township, Precinct 4 - PCS | 908 | 1266 | 71.72 % |
| Hamburg Township, Precinct 5 | 1316 | 1978 | 66.53 % |

## United States Senator - Vote for not more than 1

| Precinct | John James , REP | Debbie Stabenow , DEM | George E. Huffman III , UST | Marcia Squier , GRN | John Howard Wilhelm , NLP | Tim Yow (W) | Valerie L. Willis (W) | Tom Bagwell (W) | William F. White (W) | Cast Votes | Undervotes | Overvotes | Absentee Voting Ballots Cast | Election Day Voting Ballots Cast |
|---|---|---|---|---|---|---|---|---|---|---|---|---|---|---|
| Hamburg Township, Precinct 6 | 961 | 850 | 6 | 12 | 6 | 0 | 0 | 0 | 0 | 1835 | 49 | 0 | 745 | 1139 |
| Hamburg Township, Precinct 7 | 584 | 528 | 3 | 11 | 3 | 0 | 0 | 0 | 0 | 1129 | 16 | 0 | 383 | 762 |
| Hamburg Township, Precinct 8 | 487 | 415 | 3 | 11 | 3 | 0 | 0 | 0 | 0 | 919 | 17 | 0 | 230 | 706 |
| Handy Township, Precinct 1 - FWL | 575 | 336 | 2 | 10 | 5 | 0 | 0 | 0 | 0 | 928 | 13 | 1 | 197 | 745 |
| Handy Township, Precinct 1 - HOW | 5 | 2 | 0 | 0 | 0 | 0 | 0 | 0 | 0 | 7 | 0 | 0 | 1 | 6 |
| Handy Township, Precinct 1 - WEB | 5 | 2 | 0 | 0 | 0 | 0 | 0 | 0 | 0 | 7 | 0 | 0 | 0 | 7 |
| Handy Township, Precinct 2 | 624 | 391 | 6 | 20 | 4 | 0 | 0 | 0 | 0 | 1045 | 28 | 0 | 231 | 842 |
| Handy Township, Precinct 3 - FWL | 843 | 466 | 11 | 12 | 2 | 0 | 0 | 0 | 0 | 1334 | 31 | 0 | 267 | 1098 |
| Handy Township, Precinct 3 - WEB | 20 | 9 | 0 | 0 | 0 | 0 | 0 | 0 | 0 | 29 | 0 | 0 | 12 | 17 |
| Hartland Township, Precinct 1 | 1023 | 553 | 5 | 5 | 3 | 0 | 0 | 0 | 0 | 1589 | 29 | 0 | 611 | 1007 |
| Hartland Township, Precinct 2 | 995 | 538 | 6 | 15 | 3 | 0 | 0 | 0 | 0 | 1557 | 29 | 0 | 377 | 1209 |
| Hartland Township, Precinct 3 | 1061 | 575 | 7 | 20 | 0 | 0 | 0 | 0 | 0 | 1663 | 43 | 2 | 626 | 1082 |
| Hartland Township, Precinct 4 | 923 | 486 | 6 | 11 | 2 | 0 | 0 | 0 | 0 | 1428 | 23 | 1 | 425 | 1027 |
| Hartland Township, Precinct 5 | 748 | 385 | 2 | 11 | 2 | 0 | 0 | 0 | 0 | 1148 | 19 | 0 | 393 | 774 |
| Howell Township, Precinct 1 - FWL | 87 | 59 | 0 | 0 | 0 | 0 | 0 | 0 | 0 | 146 | 7 | 0 | 44 | 109 |
| Howell Township, Precinct 1 - HOW | 642 | 393 | 3 | 14 | 4 | 0 | 0 | 0 | 0 | 1056 | 14 | 0 | 356 | 714 |
| Howell Township, Precinct 2 | 804 | 474 | 11 | 16 | 2 | 0 | 0 | 1 | 0 | 1308 | 32 | 0 | 378 | 962 |
| Howell Township, Precinct 3 - FWL | 3 | 1 | 0 | 0 | 0 | 0 | 0 | 0 | 0 | 4 | 0 | 0 | 0 | 4 |

## United States Senator - Vote for not more than 1

| Precinct | Total Ballots Cast | Registered Voters | Turnout Percentage |
|---|---|---|---|
| Hamburg Township, Precinct 6 | 1884 | 2666 | 70.67 % |
| Hamburg Township, Precinct 7 | 1145 | 1532 | 74.74 % |
| Hamburg Township, Precinct 8 | 936 | 1348 | 69.44 % |
| Handy Township, Precinct 1 - FWL | 942 | 1575 | 59.81 % |
| Handy Township, Precinct 1 - HOW | 7 | 10 | 70.00 % |
| Handy Township, Precinct 1 - WEB | 7 | 7 | 100.00 % |
| Handy Township, Precinct 2 | 1073 | 2065 | 51.96 % |
| Handy Township, Precinct 3 - FWL | 1365 | 2351 | 58.06 % |
| Handy Township, Precinct 3 - WEB | 29 | 34 | 85.29 % |
| Hartland Township, Precinct 1 | 1618 | 2259 | 71.62 % |
| Hartland Township, Precinct 2 | 1586 | 2507 | 63.26 % |
| Hartland Township, Precinct 3 | 1708 | 2737 | 62.40 % |
| Hartland Township, Precinct 4 | 1452 | 2203 | 65.91 % |
| Hartland Township, Precinct 5 | 1167 | 1724 | 67.69 % |
| Howell Township, Precinct 1 - FWL | 153 | 261 | 58.62 % |
| Howell Township, Precinct 1 - HOW | 1070 | 1646 | 65.01 % |
| Howell Township, Precinct 2 | 1340 | 1992 | 67.27 % |
| Howell Township, Precinct 3 - FWL | 4 | 4 | 100.00 % |

## United States Senator - Vote for not more than 1

| Precinct | John James , REP | Debbie Stabenow , DEM | George E. Huffman III , UST | Marcia Squier , GRN | John Howard Wilhelm , NLP | Tim Yow (W) | Valerie L. Willis (W) | Tom Bagwell (W) | William F. White (W) | Cast Votes | Undervotes | Overvotes | Absentee Voting Ballots Cast | Election Day Voting Ballots Cast |
|---|---|---|---|---|---|---|---|---|---|---|---|---|---|---|
| Howell Township, Precinct 3 - HOW | 611 | 355 | 11 | 11 | 2 | 0 | 0 | 0 | 0 | 990 | 21 | 1 | 297 | 715 |
| Iosco Township, Precinct 1 - FWL | 446 | 188 | 9 | 3 | 1 | 0 | 0 | 0 | 0 | 647 | 40 | 2 | 0 | 689 |
| Iosco Township, Precinct 1 - SCS | 46 | 14 | 0 | 2 | 0 | 0 | 0 | 0 | 0 | 62 | 2 | 0 | 0 | 64 |
| Iosco Township, Precinct 2 - FWL | 450 | 180 | 0 | 10 | 4 | 0 | 0 | 0 | 0 | 644 | 14 | 0 | 0 | 658 |
| Iosco Township, Precinct 2 - HOW | 216 | 126 | 1 | 3 | 1 | 0 | 0 | 0 | 0 | 347 | 11 | 0 | 0 | 358 |
| Marion Township, Precinct 1 | 953 | 516 | 6 | 7 | 9 | 0 | 0 | 0 | 0 | 1491 | 22 | 0 | 507 | 1006 |
| Marion Township, Precinct 2 | 1032 | 617 | 2 | 11 | 4 | 0 | 0 | 0 | 0 | 1666 | 18 | 0 | 594 | 1090 |
| Marion Township, Precinct 3 | 664 | 419 | 5 | 2 | 1 | 0 | 0 | 0 | 0 | 1091 | 18 | 0 | 446 | 663 |
| Marion Township, Precinct 4 - HOW | 1024 | 472 | 4 | 5 | 2 | 0 | 0 | 0 | 0 | 1507 | 27 | 0 | 557 | 977 |
| Marion Township, Precinct 4 - PCS | 17 | 21 | 1 | 0 | 0 | 0 | 0 | 0 | 0 | 39 | 1 | 0 | 23 | 17 |
| Oceola Township, Precinct 1 | 924 | 532 | 8 | 9 | 5 | 0 | 0 | 0 | 0 | 1478 | 28 | 2 | 534 | 974 |
| Oceola Township, Precinct 2 | 915 | 679 | 10 | 10 | 3 | 0 | 0 | 0 | 0 | 1617 | 38 | 1 | 532 | 1124 |
| Oceola Township, Precinct 3 | 1160 | 593 | 7 | 10 | 5 | 0 | 0 | 0 | 0 | 1775 | 28 | 0 | 550 | 1253 |
| Oceola Township, Precinct 4 | 824 | 405 | 6 | 8 | 0 | 0 | 0 | 0 | 0 | 1243 | 20 | 0 | 384 | 879 |
| Oceola Township, Precinct 5 | 536 | 323 | 4 | 6 | 3 | 0 | 0 | 0 | 0 | 872 | 11 | 0 | 422 | 461 |
| Putnam Township, Precinct 1 | 486 | 418 | 11 | 13 | 3 | 0 | 0 | 0 | 0 | 931 | 21 | 0 | 289 | 663 |
| Putnam Township, Precinct 2 - HOW | 75 | 51 | 0 | 2 | 0 | 0 | 0 | 0 | 0 | 128 | 4 | 0 | 53 | 79 |

## United States Senator - Vote for not more than 1

| Precinct | Total Ballots Cast | Registered Voters | Turnout Percentage |
|---|---|---|---|
| Howell Township, Precinct 3 - HOW | 1012 | 1718 | 58.91 % |
| Iosco Township, Precinct 1 - FWL | 689 | 1139 | 60.49 % |
| Iosco Township, Precinct 1 - SCS | 64 | 100 | 64.00 % |
| Iosco Township, Precinct 2 - FWL | 658 | 1055 | 62.37 % |
| Iosco Township, Precinct 2 - HOW | 358 | 547 | 65.45 % |
| Marion Township, Precinct 1 | 1513 | 2199 | 68.80 % |
| Marion Township, Precinct 2 | 1684 | 2393 | 70.37 % |
| Marion Township, Precinct 3 | 1109 | 1546 | 71.73 % |
| Marion Township, Precinct 4 - HOW | 1534 | 2168 | 70.76 % |
| Marion Township, Precinct 4 - PCS | 40 | 63 | 63.49 % |
| Oceola Township, Precinct 1 | 1508 | 2289 | 65.88 % |
| Oceola Township, Precinct 2 | 1656 | 2499 | 66.27 % |
| Oceola Township, Precinct 3 | 1803 | 2758 | 65.37 % |
| Oceola Township, Precinct 4 | 1263 | 1788 | 70.64 % |
| Oceola Township, Precinct 5 | 883 | 1189 | 74.26 % |
| Putnam Township, Precinct 1 | 952 | 1376 | 69.19 % |
| Putnam Township, Precinct 2 - HOW | 132 | 209 | 63.16 % |

## United States Senator - Vote for not more than 1

| Precinct | John James , REP | Debbie Stabenow , DEM | George E. Huffman III , UST | Marcia Squier , GRN | John Howard Wilhelm , NLP | Tim Yow (W) | Valerie L. Willis (W) | Tom Bagwell (W) | William F. White (W) | Cast Votes | Undervotes | Overvotes | Absentee Voting Ballots Cast | Election Day Voting Ballots Cast |
|---|---|---|---|---|---|---|---|---|---|---|---|---|---|---|
| Putnam Township, Precinct 2 - PCS | 712 | 450 | 4 | 16 | 7 | 0 | 0 | 0 | 0 | 1189 | 14 | 0 | 424 | 779 |
| Putnam Township, Precinct 3 | 521 | 507 | 8 | 21 | 2 | 0 | 0 | 0 | 0 | 1059 | 11 | 1 | 256 | 815 |
| Putnam Township, Precinct 4 | 524 | 372 | 4 | 10 | 2 | 0 | 0 | 0 | 0 | 912 | 11 | 0 | 344 | 579 |
| Tyrone Township, Precinct 1 | 812 | 516 | 8 | 11 | 2 | 0 | 0 | 0 | 0 | 1349 | 28 | 1 | 473 | 905 |
| Tyrone Township, Precinct 2 | 1010 | 571 | 8 | 10 | 2 | 0 | 0 | 0 | 0 | 1601 | 24 | 0 | 596 | 1029 |
| Tyrone Township, Precinct 3 | 897 | 519 | 10 | 17 | 5 | 0 | 0 | 0 | 0 | 1448 | 22 | 0 | 506 | 964 |
| Tyrone Township, Precinct 4 | 825 | 392 | 11 | 12 | 4 | 0 | 0 | 0 | 0 | 1244 | 26 | 1 | 400 | 871 |
| Unadilla Township, Precinct 1 - FWL | 76 | 41 | 1 | 3 | 0 | 0 | 0 | 0 | 0 | 121 | 5 | 0 | 0 | 126 |
| Unadilla Township, Precinct 1 - PCS | 107 | 47 | 0 | 3 | 0 | 0 | 0 | 0 | 0 | 157 | 0 | 0 | 0 | 157 |
| Unadilla Township, Precinct 1 - SCS | 717 | 539 | 9 | 16 | 9 | 0 | 0 | 0 | 0 | 1290 | 22 | 0 | 0 | 1312 |
| **Totals** | **58020** | **37450** | **429** | **839** | **242** | **1** | **0** | **1** | **0** | **96982** | **1685** | **35** | **31341** | **67361** |

## United States Senator - Vote for not more than 1

| Precinct | Total Ballots Cast | Registered Voters | Turnout Percentage |
|---|---|---|---|
| Putnam Township, Precinct 2 - PCS | 1203 | 1777 | 67.70 % |
| Putnam Township, Precinct 3 | 1071 | 1628 | 65.79 % |
| Putnam Township, Precinct 4 | 923 | 1261 | 73.20 % |
| Tyrone Township, Precinct 1 | 1378 | 2350 | 58.64 % |
| Tyrone Township, Precinct 2 | 1625 | 2314 | 70.22 % |
| Tyrone Township, Precinct 3 | 1470 | 2192 | 67.06 % |
| Tyrone Township, Precinct 4 | 1271 | 2034 | 62.49 % |
| Unadilla Township, Precinct 1 - FWL | 126 | 170 | 74.12 % |
| Unadilla Township, Precinct 1 - PCS | 157 | 262 | 59.92 % |
| Unadilla Township, Precinct 1 - SCS | 1312 | 2107 | 62.27 % |
| **Totals** | **98702** | **147839** | **66.76 %** |

## Representative in Congress 8th District - Vote for not more than 1

| Precinct | Mike Bishop , REP | Elissa Slotkin , DEM | Brian Ellison , LIB | David J. Lillis , UST | Cast Votes | Undervotes | Overvotes | Absentee Voting Ballots Cast | Election Day Voting Ballots Cast | Total Ballots Cast | Registered Voters | Turnout Percentage |
|---|---|---|---|---|---|---|---|---|---|---|---|---|
| City of Brighton, Precinct 1 | 515 | 532 | 22 | 11 | 1080 | 22 | 0 | 392 | 710 | 1102 | 1785 | 61.74 % |
| City of Brighton, Precinct 2 | 409 | 414 | 18 | 13 | 854 | 14 | 0 | 316 | 552 | 868 | 1425 | 60.91 % |
| City of Brighton, Precinct 3 | 555 | 590 | 20 | 4 | 1169 | 19 | 1 | 409 | 780 | 1189 | 1603 | 74.17 % |
| City of Brighton, Precinct 4 | 513 | 414 | 10 | 5 | 942 | 10 | 0 | 491 | 461 | 952 | 1184 | 80.41 % |
| City of Howell, Precinct 1 | 703 | 640 | 32 | 11 | 1386 | 26 | 0 | 416 | 996 | 1412 | 2355 | 59.96 % |
| City of Howell, Precinct 2 | 487 | 521 | 32 | 16 | 1056 | 23 | 0 | 224 | 855 | 1079 | 2136 | 50.51 % |
| City of Howell, Precinct 3 | 821 | 632 | 42 | 23 | 1518 | 34 | 0 | 431 | 1121 | 1552 | 2491 | 62.30 % |
| Brighton Charter Township, Precinct 1 | 812 | 464 | 21 | 3 | 1300 | 17 | 0 | 527 | 790 | 1317 | 1763 | 74.70 % |
| Brighton Charter Township, Precinct 2 | 564 | 352 | 16 | 12 | 944 | 12 | 0 | 340 | 616 | 956 | 1527 | 62.61 % |
| Brighton Charter Township, Precinct 3 | 705 | 472 | 21 | 8 | 1206 | 19 | 0 | 492 | 733 | 1225 | 1598 | 76.66 % |
| Brighton Charter Township, Precinct 4 | 579 | 376 | 19 | 4 | 978 | 17 | 0 | 352 | 643 | 995 | 1465 | 67.92 % |
| Brighton Charter Township, Precinct 5 | 350 | 262 | 19 | 6 | 637 | 11 | 0 | 164 | 484 | 648 | 1010 | 64.16 % |
| Brighton Charter Township, Precinct 6 | 912 | 589 | 18 | 13 | 1532 | 30 | 0 | 487 | 1075 | 1562 | 2181 | 71.62 % |
| Brighton Charter Township, Precinct 7 | 808 | 460 | 27 | 6 | 1301 | 13 | 0 | 477 | 837 | 1314 | 1840 | 71.41 % |
| Brighton Charter Township, Precinct 8 | 535 | 312 | 15 | 4 | 866 | 12 | 0 | 338 | 540 | 878 | 1208 | 72.68 % |
| Brighton Charter Township, Precinct 9 | 1046 | 701 | 36 | 2 | 1785 | 26 | 0 | 701 | 1110 | 1811 | 2526 | 71.69 % |
| Cohoctah Township, Precinct 1 - BYR | 208 | 104 | 10 | 5 | 327 | 3 | 0 | 0 | 330 | 330 | 524 | 62.98 % |

## Representative in Congress 8th District - Vote for not more than 1

| Precinct | Mike Bishop , REP | Elissa Slotkin , DEM | Brian Ellison , LIB | David J. Lillis , UST | Cast Votes | Undervotes | Overvotes | Absentee Voting Ballots Cast | Election Day Voting Ballots Cast | Total Ballots Cast | Registered Voters | Turnout Percentage |
|---|---|---|---|---|---|---|---|---|---|---|---|---|
| Cohoctah Township, Precinct 1 - FWL | 339 | 148 | 10 | 12 | 509 | 10 | 0 | 0 | 519 | 519 | 822 | 63.14 % |
| Cohoctah Township, Precinct 1 - HOW | 505 | 248 | 18 | 12 | 783 | 18 | 0 | 0 | 801 | 801 | 1233 | 64.96 % |
| Conway Township, Precinct 1 - BYR | 35 | 12 | 0 | 0 | 47 | 0 | 0 | 0 | 47 | 47 | 78 | 60.26 % |
| Conway Township, Precinct 1 - FWL | 932 | 506 | 31 | 17 | 1486 | 26 | 1 | 0 | 1513 | 1513 | 2368 | 63.89 % |
| Conway Township, Precinct 1 - MOR | 26 | 7 | 2 | 1 | 36 | 0 | 0 | 0 | 36 | 36 | 52 | 69.23 % |
| Conway Township, Precinct 1 - WEB | 17 | 17 | 1 | 0 | 35 | 0 | 0 | 0 | 35 | 35 | 79 | 44.30 % |
| Deerfield Township, Precinct 1 - HAR | 365 | 182 | 12 | 1 | 560 | 6 | 0 | 199 | 367 | 566 | 837 | 67.62 % |
| Deerfield Township, Precinct 1 - LIN | 270 | 183 | 6 | 0 | 459 | 8 | 0 | 156 | 311 | 467 | 756 | 61.77 % |
| Deerfield Township, Precinct 2 - BYR | 5 | 8 | 0 | 0 | 13 | 1 | 0 | 5 | 9 | 14 | 30 | 46.67 % |
| Deerfield Township, Precinct 2 - HAR | 357 | 133 | 12 | 3 | 505 | 7 | 0 | 120 | 392 | 512 | 767 | 66.75 % |
| Deerfield Township, Precinct 2 - HOW | 357 | 152 | 11 | 8 | 528 | 10 | 0 | 185 | 353 | 538 | 842 | 63.90 % |
| Deerfield Township, Precinct 2 - LIN | 52 | 22 | 3 | 1 | 78 | 0 | 0 | 18 | 60 | 78 | 128 | 60.94 % |
| Genoa Charter Township, Precinct 1 | 672 | 497 | 25 | 9 | 1203 | 19 | 0 | 366 | 856 | 1222 | 1933 | 63.22 % |
| Genoa Charter Township, Precinct 2 | 291 | 197 | 13 | 2 | 503 | 10 | 0 | 125 | 388 | 513 | 930 | 55.16 % |
| Genoa Charter Township, Precinct 3 | 633 | 451 | 31 | 14 | 1129 | 18 | 1 | 443 | 705 | 1148 | 1875 | 61.23 % |

## Representative in Congress 8th District - Vote for not more than 1

| Precinct | Mike Bishop , REP | Elissa Slotkin , DEM | Brian Ellison , LIB | David J. Lillis , UST | Cast Votes | Undervotes | Overvotes | Absentee Voting Ballots Cast | Election Day Voting Ballots Cast | Total Ballots Cast | Registered Voters | Turnout Percentage |
|---|---|---|---|---|---|---|---|---|---|---|---|---|
| Genoa Charter Township, Precinct 4 | 511 | 461 | 20 | 7 | 999 | 15 | 0 | 371 | 643 | 1014 | 1402 | 72.33 % |
| Genoa Charter Township, Precinct 5 | 432 | 227 | 12 | 8 | 679 | 14 | 0 | 214 | 479 | 693 | 980 | 70.71 % |
| Genoa Charter Township, Precinct 6 | 1099 | 587 | 23 | 4 | 1713 | 12 | 0 | 890 | 835 | 1725 | 2335 | 73.88 % |
| Genoa Charter Township, Precinct 7 | 386 | 258 | 6 | 5 | 655 | 7 | 0 | 261 | 401 | 662 | 914 | 72.43 % |
| Genoa Charter Township, Precinct 8 | 659 | 359 | 3 | 3 | 1024 | 13 | 0 | 476 | 561 | 1037 | 1360 | 76.25 % |
| Genoa Charter Township, Precinct 9 | 605 | 349 | 20 | 5 | 979 | 16 | 0 | 403 | 592 | 995 | 1530 | 65.03 % |
| Genoa Charter Township, Precinct 10 | 648 | 373 | 15 | 13 | 1049 | 17 | 0 | 420 | 646 | 1066 | 1558 | 68.42 % |
| Genoa Charter Township, Precinct 11 | 251 | 168 | 17 | 4 | 440 | 11 | 0 | 120 | 331 | 451 | 708 | 63.70 % |
| Genoa Charter Township, Precinct 12 | 78 | 37 | 4 | 1 | 120 | 1 | 0 | 29 | 92 | 121 | 157 | 77.07 % |
| Genoa Charter Township, Precinct 13 | 240 | 192 | 16 | 6 | 454 | 9 | 0 | 188 | 275 | 463 | 761 | 60.84 % |
| Green Oak Charter Township, Precinct 1 | 692 | 558 | 29 | 8 | 1287 | 29 | 0 | 450 | 866 | 1316 | 2132 | 61.73 % |
| Green Oak Charter Township, Precinct 2 | 527 | 457 | 34 | 8 | 1026 | 18 | 0 | 268 | 776 | 1044 | 1591 | 65.62 % |
| Green Oak Charter Township, Precinct 3 - BAS | 171 | 95 | 6 | 1 | 273 | 2 | 0 | 75 | 200 | 275 | 389 | 70.69 % |
| Green Oak Charter Township, Precinct 3 - SLCS | 120 | 92 | 8 | 3 | 223 | 3 | 0 | 48 | 178 | 226 | 323 | 69.97 % |
| Green Oak Charter Township, Precinct 3 - WLPS | 384 | 384 | 24 | 15 | 807 | 18 | 0 | 308 | 517 | 825 | 1352 | 61.02 % |

## Representative in Congress 8th District - Vote for not more than 1

| Precinct | Mike Bishop , REP | Elissa Slotkin , DEM | Brian Ellison , LIB | David J. Lillis , UST | Cast Votes | Undervotes | Overvotes | Absentee Voting Ballots Cast | Election Day Voting Ballots Cast | Total Ballots Cast | Registered Voters | Turnout Percentage |
|---|---|---|---|---|---|---|---|---|---|---|---|---|
| Green Oak Charter Township, Precinct 4 - BAS | 125 | 67 | 2 | 0 | 194 | 4 | 0 | 80 | 118 | 198 | 293 | 67.58 % |
| Green Oak Charter Township, Precinct 4 - SLCS | 713 | 484 | 26 | 12 | 1235 | 26 | 0 | 443 | 818 | 1261 | 1776 | 71.00 % |
| Green Oak Charter Township, Precinct 5 - BAS | 699 | 466 | 20 | 5 | 1190 | 23 | 0 | 471 | 742 | 1213 | 1753 | 69.20 % |
| Green Oak Charter Township, Precinct 5 - SLCS | 0 | 2 | 0 | 0 | 2 | 0 | 0 | 2 | 0 | 2 | 2 | 100.00 % |
| Green Oak Charter Township, Precinct 6 | 785 | 520 | 25 | 10 | 1340 | 33 | 0 | 606 | 767 | 1373 | 1936 | 70.92 % |
| Green Oak Charter Township, Precinct 7 | 357 | 293 | 25 | 5 | 680 | 9 | 0 | 245 | 444 | 689 | 1088 | 63.33 % |
| Green Oak Charter Township, Precinct 8 - BAS | 555 | 364 | 25 | 8 | 952 | 17 | 0 | 289 | 680 | 969 | 1378 | 70.32 % |
| Green Oak Charter Township, Precinct 8 - WLPS | 41 | 42 | 6 | 0 | 89 | 2 | 0 | 32 | 59 | 91 | 146 | 62.33 % |
| Green Oak Charter Township, Precinct 9 - BAS | 187 | 116 | 7 | 3 | 313 | 6 | 0 | 112 | 207 | 319 | 435 | 73.33 % |
| Green Oak Charter Township, Precinct 9 - SLCS | 263 | 182 | 7 | 5 | 457 | 8 | 0 | 193 | 272 | 465 | 635 | 73.23 % |
| Hamburg Township, Precinct 1 | 1109 | 798 | 32 | 19 | 1958 | 18 | 0 | 680 | 1296 | 1976 | 2803 | 70.50 % |
| Hamburg Township, Precinct 2 | 767 | 667 | 31 | 6 | 1471 | 29 | 1 | 422 | 1079 | 1501 | 2095 | 71.65 % |
| Hamburg Township, Precinct 3 | 884 | 750 | 38 | 14 | 1686 | 27 | 0 | 605 | 1108 | 1713 | 2421 | 70.76 % |
| Hamburg Township, Precinct 4 - DEX | 351 | 339 | 13 | 3 | 706 | 10 | 0 | 241 | 475 | 716 | 939 | 76.25 % |
| Hamburg Township, Precinct 4 - PCS | 427 | 432 | 22 | 9 | 890 | 18 | 0 | 356 | 552 | 908 | 1266 | 71.72 % |
| Hamburg Township, Precinct 5 | 665 | 581 | 31 | 19 | 1296 | 20 | 0 | 406 | 910 | 1316 | 1978 | 66.53 % |

**Representative in Congress 8th District - Vote for not more than 1**

| Precinct | Mike Bishop , REP | Elissa Slotkin , DEM | Brian Ellison , LIB | David J. Lillis , UST | Cast Votes | Undervotes | Overvotes | Absentee Voting Ballots Cast | Election Day Voting Ballots Cast | Total Ballots Cast | Registered Voters | Turnout Percentage |
|---|---|---|---|---|---|---|---|---|---|---|---|---|
| Hamburg Township, Precinct 6 | 937 | 858 | 44 | 14 | 1853 | 31 | 0 | 745 | 1139 | 1884 | 2666 | 70.67 % |
| Hamburg Township, Precinct 7 | 561 | 539 | 20 | 5 | 1125 | 19 | 1 | 383 | 762 | 1145 | 1532 | 74.74 % |
| Hamburg Township, Precinct 8 | 477 | 408 | 22 | 9 | 916 | 20 | 0 | 230 | 706 | 936 | 1348 | 69.44 % |
| Handy Township, Precinct 1 - FWL | 533 | 357 | 19 | 16 | 925 | 17 | 0 | 197 | 745 | 942 | 1575 | 59.81 % |
| Handy Township, Precinct 1 - HOW | 6 | 1 | 0 | 0 | 7 | 0 | 0 | 1 | 6 | 7 | 10 | 70.00 % |
| Handy Township, Precinct 1 - WEB | 5 | 2 | 0 | 0 | 7 | 0 | 0 | 0 | 7 | 7 | 7 | 100.00 % |
| Handy Township, Precinct 2 | 578 | 416 | 31 | 14 | 1039 | 33 | 1 | 231 | 842 | 1073 | 2065 | 51.96 % |
| Handy Township, Precinct 3 - FWL | 818 | 469 | 29 | 15 | 1331 | 34 | 0 | 267 | 1098 | 1365 | 2351 | 58.06 % |
| Handy Township, Precinct 3 - WEB | 21 | 8 | 0 | 0 | 29 | 0 | 0 | 12 | 17 | 29 | 34 | 85.29 % |
| Hartland Township, Precinct 1 | 993 | 546 | 34 | 21 | 1594 | 24 | 0 | 611 | 1007 | 1618 | 2259 | 71.62 % |
| Hartland Township, Precinct 2 | 986 | 536 | 23 | 7 | 1552 | 34 | 0 | 377 | 1209 | 1586 | 2507 | 63.26 % |
| Hartland Township, Precinct 3 | 996 | 607 | 56 | 19 | 1678 | 29 | 1 | 626 | 1082 | 1708 | 2737 | 62.40 % |
| Hartland Township, Precinct 4 | 905 | 500 | 22 | 10 | 1437 | 15 | 0 | 425 | 1027 | 1452 | 2203 | 65.91 % |
| Hartland Township, Precinct 5 | 721 | 395 | 19 | 11 | 1146 | 21 | 0 | 393 | 774 | 1167 | 1724 | 67.69 % |
| Howell Township, Precinct 1 - FWL | 90 | 55 | 2 | 1 | 148 | 5 | 0 | 44 | 109 | 153 | 261 | 58.62 % |
| Howell Township, Precinct 1 - HOW | 631 | 391 | 22 | 9 | 1053 | 17 | 0 | 356 | 714 | 1070 | 1646 | 65.01 % |
| Howell Township, Precinct 2 | 764 | 497 | 29 | 18 | 1308 | 32 | 0 | 378 | 962 | 1340 | 1992 | 67.27 % |
| Howell Township, Precinct 3 - FWL | 3 | 1 | 0 | 0 | 4 | 0 | 0 | 0 | 4 | 4 | 4 | 100.00 % |

## Representative in Congress 8th District - Vote for not more than 1

| Precinct | Mike Bishop , REP | Elissa Slotkin , DEM | Brian Ellison , LIB | David J. Lillis , UST | Cast Votes | Undervotes | Overvotes | Absentee Voting Ballots Cast | Election Day Voting Ballots Cast | Total Ballots Cast | Registered Voters | Turnout Percentage |
|---|---|---|---|---|---|---|---|---|---|---|---|---|
| Howell Township, Precinct 3 - HOW | 592 | 357 | 24 | 16 | 989 | 21 | 2 | 297 | 715 | 1012 | 1718 | 58.91 % |
| Iosco Township, Precinct 1 - FWL | 440 | 210 | 12 | 7 | 669 | 20 | 0 | 0 | 689 | 689 | 1139 | 60.49 % |
| Iosco Township, Precinct 1 - SCS | 43 | 19 | 2 | 0 | 64 | 0 | 0 | 0 | 64 | 64 | 100 | 64.00 % |
| Iosco Township, Precinct 2 - FWL | 428 | 197 | 16 | 7 | 648 | 10 | 0 | 0 | 658 | 658 | 1055 | 62.37 % |
| Iosco Township, Precinct 2 - HOW | 205 | 134 | 10 | 2 | 351 | 7 | 0 | 0 | 358 | 358 | 547 | 65.45 % |
| Marion Township, Precinct 1 | 949 | 496 | 25 | 16 | 1486 | 27 | 0 | 507 | 1006 | 1513 | 2199 | 68.80 % |
| Marion Township, Precinct 2 | 974 | 631 | 43 | 12 | 1660 | 24 | 0 | 594 | 1090 | 1684 | 2393 | 70.37 % |
| Marion Township, Precinct 3 | 662 | 402 | 22 | 8 | 1094 | 15 | 0 | 446 | 663 | 1109 | 1546 | 71.73 % |
| Marion Township, Precinct 4 - HOW | 997 | 467 | 30 | 14 | 1508 | 26 | 0 | 557 | 977 | 1534 | 2168 | 70.76 % |
| Marion Township, Precinct 4 - PCS | 17 | 22 | 1 | 0 | 40 | 0 | 0 | 23 | 17 | 40 | 63 | 63.49 % |
| Oceola Township, Precinct 1 | 894 | 535 | 37 | 17 | 1483 | 25 | 0 | 534 | 974 | 1508 | 2289 | 65.88 % |
| Oceola Township, Precinct 2 | 893 | 680 | 28 | 15 | 1616 | 39 | 1 | 532 | 1124 | 1656 | 2499 | 66.27 % |
| Oceola Township, Precinct 3 | 1111 | 607 | 33 | 14 | 1765 | 38 | 0 | 550 | 1253 | 1803 | 2758 | 65.37 % |
| Oceola Township, Precinct 4 | 807 | 396 | 30 | 11 | 1244 | 19 | 0 | 384 | 879 | 1263 | 1788 | 70.64 % |
| Oceola Township, Precinct 5 | 548 | 313 | 10 | 6 | 877 | 6 | 0 | 422 | 461 | 883 | 1189 | 74.26 % |
| Putnam Township, Precinct 1 | 469 | 416 | 28 | 19 | 932 | 20 | 0 | 289 | 663 | 952 | 1376 | 69.19 % |
| Putnam Township, Precinct 2 - HOW | 80 | 46 | 2 | 2 | 130 | 2 | 0 | 53 | 79 | 132 | 209 | 63.16 % |

## Representative in Congress 8th District - Vote for not more than 1

| Precinct | Mike Bishop , REP | Elissa Slotkin , DEM | Brian Ellison , LIB | David J. Lillis , UST | Cast Votes | Undervotes | Overvotes | Absentee Voting Ballots Cast | Election Day Voting Ballots Cast | Total Ballots Cast | Registered Voters | Turnout Percentage |
|---|---|---|---|---|---|---|---|---|---|---|---|---|
| Putnam Township, Precinct 2 - PCS | 689 | 443 | 34 | 16 | 1182 | 21 | 0 | 424 | 779 | 1203 | 1777 | 67.70 % |
| Putnam Township, Precinct 3 | 503 | 498 | 35 | 14 | 1050 | 19 | 2 | 256 | 815 | 1071 | 1628 | 65.79 % |
| Putnam Township, Precinct 4 | 507 | 369 | 20 | 9 | 905 | 18 | 0 | 344 | 579 | 923 | 1261 | 73.20 % |
| Tyrone Township, Precinct 1 | 789 | 523 | 19 | 15 | 1346 | 32 | 0 | 473 | 905 | 1378 | 2350 | 58.64 % |
| Tyrone Township, Precinct 2 | 979 | 595 | 22 | 11 | 1607 | 18 | 0 | 596 | 1029 | 1625 | 2314 | 70.22 % |
| Tyrone Township, Precinct 3 | 892 | 514 | 27 | 14 | 1447 | 23 | 0 | 506 | 964 | 1470 | 2192 | 67.06 % |
| Tyrone Township, Precinct 4 | 789 | 402 | 34 | 13 | 1238 | 32 | 1 | 400 | 871 | 1271 | 2034 | 62.49 % |
| Unadilla Township, Precinct 1 - FWL | 80 | 41 | 2 | 0 | 123 | 3 | 0 | 0 | 126 | 126 | 170 | 74.12 % |
| Unadilla Township, Precinct 1 - PCS | 105 | 45 | 3 | 2 | 155 | 2 | 0 | 0 | 157 | 157 | 262 | 59.92 % |
| Unadilla Township, Precinct 1 - SCS | 690 | 531 | 35 | 22 | 1278 | 34 | 0 | 0 | 1312 | 1312 | 2107 | 62.27 % |
| **Totals** | **56266** | **37773** | **2056** | **886** | **96981** | **1708** | **13** | **31341** | **67361** | **98702** | **147839** | **66.76 %** |

## State Senator 22nd District - Vote for not more than 1

| Precinct | Lana Theis , REP | Adam Dreher , DEM | Eric Borregard , GRN | Cast Votes | Undervotes | Overvotes | Absentee Voting Ballots Cast | Election Day Voting Ballots Cast | Total Ballots Cast | Registered Voters | Turnout Percentage |
|---|---|---|---|---|---|---|---|---|---|---|---|
| City of Brighton, Precinct 1 | 536 | 481 | 25 | 1042 | 59 | 1 | 392 | 710 | 1102 | 1785 | 61.74 % |
| City of Brighton, Precinct 2 | 429 | 371 | 15 | 815 | 53 | 0 | 316 | 552 | 868 | 1425 | 60.91 % |
| City of Brighton, Precinct 3 | 609 | 502 | 24 | 1135 | 54 | 0 | 409 | 780 | 1189 | 1603 | 74.17 % |
| City of Brighton, Precinct 4 | 552 | 356 | 9 | 917 | 35 | 0 | 491 | 461 | 952 | 1184 | 80.41 % |
| City of Howell, Precinct 1 | 732 | 553 | 27 | 1312 | 100 | 0 | 416 | 996 | 1412 | 2355 | 59.96 % |
| City of Howell, Precinct 2 | 505 | 461 | 34 | 1000 | 79 | 0 | 224 | 855 | 1079 | 2136 | 50.51 % |
| City of Howell, Precinct 3 | 856 | 559 | 45 | 1460 | 91 | 1 | 431 | 1121 | 1552 | 2491 | 62.30 % |
| Brighton Charter Township, Precinct 1 | 850 | 396 | 14 | 1260 | 57 | 0 | 527 | 790 | 1317 | 1763 | 74.70 % |
| Brighton Charter Township, Precinct 2 | 586 | 316 | 10 | 912 | 44 | 0 | 340 | 616 | 956 | 1527 | 62.61 % |
| Brighton Charter Township, Precinct 3 | 723 | 427 | 14 | 1164 | 60 | 1 | 492 | 733 | 1225 | 1598 | 76.66 % |
| Brighton Charter Township, Precinct 4 | 607 | 323 | 18 | 948 | 45 | 2 | 352 | 643 | 995 | 1465 | 67.92 % |
| Brighton Charter Township, Precinct 5 | 365 | 229 | 21 | 615 | 33 | 0 | 164 | 484 | 648 | 1010 | 64.16 % |
| Brighton Charter Township, Precinct 6 | 949 | 508 | 21 | 1478 | 84 | 0 | 487 | 1075 | 1562 | 2181 | 71.62 % |
| Brighton Charter Township, Precinct 7 | 840 | 409 | 11 | 1260 | 54 | 0 | 477 | 837 | 1314 | 1840 | 71.41 % |
| Brighton Charter Township, Precinct 8 | 560 | 265 | 13 | 838 | 40 | 0 | 338 | 540 | 878 | 1208 | 72.68 % |
| Brighton Charter Township, Precinct 9 | 1099 | 616 | 23 | 1738 | 72 | 1 | 701 | 1110 | 1811 | 2526 | 71.69 % |
| Cohoctah Township, Precinct 1 - BYR | 203 | 102 | 12 | 317 | 13 | 0 | 0 | 330 | 330 | 524 | 62.98 % |

## State Senator 22nd District - Vote for not more than 1

| Precinct | Lana Theis , REP | Adam Dreher , DEM | Eric Borregard , GRN | Cast Votes | Undervotes | Overvotes | Absentee Voting Ballots Cast | Election Day Voting Ballots Cast | Total Ballots Cast | Registered Voters | Turnout Percentage |
|---|---|---|---|---|---|---|---|---|---|---|---|
| Cohoctah Township, Precinct 1 - FWL | 351 | 134 | 9 | 494 | 25 | 0 | 0 | 519 | 519 | 822 | 63.14 % |
| Cohoctah Township, Precinct 1 - HOW | 530 | 223 | 8 | 761 | 40 | 0 | 0 | 801 | 801 | 1233 | 64.96 % |
| Conway Township, Precinct 1 - BYR | 37 | 9 | 0 | 46 | 1 | 0 | 0 | 47 | 47 | 78 | 60.26 % |
| Conway Township, Precinct 1 - FWL | 982 | 425 | 31 | 1438 | 74 | 1 | 0 | 1513 | 1513 | 2368 | 63.89 % |
| Conway Township, Precinct 1 - MOR | 24 | 10 | 1 | 35 | 1 | 0 | 0 | 36 | 36 | 52 | 69.23 % |
| Conway Township, Precinct 1 - WEB | 21 | 12 | 1 | 34 | 1 | 0 | 0 | 35 | 35 | 79 | 44.30 % |
| Deerfield Township, Precinct 1 - HAR | 373 | 168 | 10 | 551 | 15 | 0 | 199 | 367 | 566 | 837 | 67.62 % |
| Deerfield Township, Precinct 1 - LIN | 269 | 169 | 7 | 445 | 22 | 0 | 156 | 311 | 467 | 756 | 61.77 % |
| Deerfield Township, Precinct 2 - BYR | 7 | 6 | 1 | 14 | 0 | 0 | 5 | 9 | 14 | 30 | 46.67 % |
| Deerfield Township, Precinct 2 - HAR | 368 | 116 | 10 | 494 | 18 | 0 | 120 | 392 | 512 | 767 | 66.75 % |
| Deerfield Township, Precinct 2 - HOW | 358 | 145 | 10 | 513 | 25 | 0 | 185 | 353 | 538 | 842 | 63.90 % |
| Deerfield Township, Precinct 2 - LIN | 53 | 22 | 1 | 76 | 2 | 0 | 18 | 60 | 78 | 128 | 60.94 % |
| Genoa Charter Township, Precinct 1 | 695 | 455 | 20 | 1170 | 52 | 0 | 366 | 856 | 1222 | 1933 | 63.22 % |
| Genoa Charter Township, Precinct 2 | 288 | 182 | 12 | 482 | 30 | 1 | 125 | 388 | 513 | 930 | 55.16 % |
| Genoa Charter Township, Precinct 3 | 667 | 405 | 23 | 1095 | 53 | 0 | 443 | 705 | 1148 | 1875 | 61.23 % |

## State Senator 22nd District - Vote for not more than 1

| Precinct | Lana Theis , REP | Adam Dreher , DEM | Eric Borregard , GRN | Cast Votes | Undervotes | Overvotes | Absentee Voting Ballots Cast | Election Day Voting Ballots Cast | Total Ballots Cast | Registered Voters | Turnout Percentage |
|---|---|---|---|---|---|---|---|---|---|---|---|
| Genoa Charter Township, Precinct 4 | 556 | 399 | 20 | 975 | 38 | 1 | 371 | 643 | 1014 | 1402 | 72.33 % |
| Genoa Charter Township, Precinct 5 | 458 | 193 | 15 | 666 | 27 | 0 | 214 | 479 | 693 | 980 | 70.71 % |
| Genoa Charter Township, Precinct 6 | 1146 | 506 | 11 | 1663 | 61 | 1 | 890 | 835 | 1725 | 2335 | 73.88 % |
| Genoa Charter Township, Precinct 7 | 410 | 221 | 9 | 640 | 21 | 1 | 261 | 401 | 662 | 914 | 72.43 % |
| Genoa Charter Township, Precinct 8 | 684 | 309 | 7 | 1000 | 37 | 0 | 476 | 561 | 1037 | 1360 | 76.25 % |
| Genoa Charter Township, Precinct 9 | 623 | 296 | 25 | 944 | 51 | 0 | 403 | 592 | 995 | 1530 | 65.03 % |
| Genoa Charter Township, Precinct 10 | 675 | 325 | 17 | 1017 | 49 | 0 | 420 | 646 | 1066 | 1558 | 68.42 % |
| Genoa Charter Township, Precinct 11 | 270 | 146 | 13 | 429 | 22 | 0 | 120 | 331 | 451 | 708 | 63.70 % |
| Genoa Charter Township, Precinct 12 | 77 | 37 | 2 | 116 | 5 | 0 | 29 | 92 | 121 | 157 | 77.07 % |
| Genoa Charter Township, Precinct 13 | 261 | 163 | 8 | 432 | 31 | 0 | 188 | 275 | 463 | 761 | 60.84 % |
| Green Oak Charter Township, Precinct 1 | 721 | 505 | 26 | 1252 | 64 | 0 | 450 | 866 | 1316 | 2132 | 61.73 % |
| Green Oak Charter Township, Precinct 2 | 574 | 393 | 32 | 999 | 45 | 0 | 268 | 776 | 1044 | 1591 | 65.62 % |
| Green Oak Charter Township, Precinct 3 - BAS | 178 | 83 | 5 | 266 | 9 | 0 | 75 | 200 | 275 | 389 | 70.69 % |
| Green Oak Charter Township, Precinct 3 - SLCS | 122 | 84 | 9 | 215 | 11 | 0 | 48 | 178 | 226 | 323 | 69.97 % |
| Green Oak Charter Township, Precinct 3 - WLPS | 423 | 346 | 28 | 797 | 28 | 0 | 308 | 517 | 825 | 1352 | 61.02 % |

## State Senator 22nd District - Vote for not more than 1

| Precinct | Lana Theis , REP | Adam Dreher , DEM | Eric Borregard , GRN | Cast Votes | Undervotes | Overvotes | Absentee Voting Ballots Cast | Election Day Voting Ballots Cast | Total Ballots Cast | Registered Voters | Turnout Percentage |
|---|---|---|---|---|---|---|---|---|---|---|---|
| Green Oak Charter Township, Precinct 4 - BAS | 122 | 65 | 0 | 187 | 11 | 0 | 80 | 118 | 198 | 293 | 67.58 % |
| Green Oak Charter Township, Precinct 4 - SLCS | 751 | 427 | 18 | 1196 | 65 | 0 | 443 | 818 | 1261 | 1776 | 71.00 % |
| Green Oak Charter Township, Precinct 5 - BAS | 733 | 407 | 16 | 1156 | 56 | 1 | 471 | 742 | 1213 | 1753 | 69.20 % |
| Green Oak Charter Township, Precinct 5 - SLCS | 0 | 2 | 0 | 2 | 0 | 0 | 2 | 0 | 2 | 2 | 100.00 % |
| Green Oak Charter Township, Precinct 6 | 803 | 472 | 15 | 1290 | 83 | 0 | 606 | 767 | 1373 | 1936 | 70.92 % |
| Green Oak Charter Township, Precinct 7 | 385 | 257 | 17 | 659 | 30 | 0 | 245 | 444 | 689 | 1088 | 63.33 % |
| Green Oak Charter Township, Precinct 8 - BAS | 569 | 334 | 17 | 920 | 49 | 0 | 289 | 680 | 969 | 1378 | 70.32 % |
| Green Oak Charter Township, Precinct 8 - WLPS | 42 | 41 | 3 | 86 | 5 | 0 | 32 | 59 | 91 | 146 | 62.33 % |
| Green Oak Charter Township, Precinct 9 - BAS | 187 | 107 | 6 | 300 | 19 | 0 | 112 | 207 | 319 | 435 | 73.33 % |
| Green Oak Charter Township, Precinct 9 - SLCS | 274 | 158 | 8 | 440 | 25 | 0 | 193 | 272 | 465 | 635 | 73.23 % |
| Hamburg Township, Precinct 1 | 1168 | 698 | 29 | 1895 | 80 | 1 | 680 | 1296 | 1976 | 2803 | 70.50 % |
| Hamburg Township, Precinct 2 | 797 | 604 | 29 | 1430 | 71 | 0 | 422 | 1079 | 1501 | 2095 | 71.65 % |
| Hamburg Township, Precinct 3 | 926 | 676 | 39 | 1641 | 72 | 0 | 605 | 1108 | 1713 | 2421 | 70.76 % |
| Hamburg Township, Precinct 4 - DEX | 352 | 311 | 18 | 681 | 35 | 0 | 241 | 475 | 716 | 939 | 76.25 % |
| Hamburg Township, Precinct 4 - PCS | 463 | 384 | 14 | 861 | 47 | 0 | 356 | 552 | 908 | 1266 | 71.72 % |
| Hamburg Township, Precinct 5 | 690 | 521 | 40 | 1251 | 65 | 0 | 406 | 910 | 1316 | 1978 | 66.53 % |

## State Senator 22nd District - Vote for not more than 1

| Precinct | Lana Theis , REP | Adam Dreher , DEM | Eric Borregard , GRN | Cast Votes | Undervotes | Overvotes | Absentee Voting Ballots Cast | Election Day Voting Ballots Cast | Total Ballots Cast | Registered Voters | Turnout Percentage |
|---|---|---|---|---|---|---|---|---|---|---|---|
| Hamburg Township, Precinct 6 | 1000 | 764 | 25 | 1789 | 94 | 1 | 745 | 1139 | 1884 | 2666 | 70.67 % |
| Hamburg Township, Precinct 7 | 599 | 480 | 22 | 1101 | 44 | 0 | 383 | 762 | 1145 | 1532 | 74.74 % |
| Hamburg Township, Precinct 8 | 490 | 374 | 26 | 890 | 45 | 1 | 230 | 706 | 936 | 1348 | 69.44 % |
| Handy Township, Precinct 1 - FWL | 583 | 300 | 14 | 897 | 45 | 0 | 197 | 745 | 942 | 1575 | 59.81 % |
| Handy Township, Precinct 1 - HOW | 6 | 1 | 0 | 7 | 0 | 0 | 1 | 6 | 7 | 10 | 70.00 % |
| Handy Township, Precinct 1 - WEB | 5 | 2 | 0 | 7 | 0 | 0 | 0 | 7 | 7 | 7 | 100.00 % |
| Handy Township, Precinct 2 | 600 | 357 | 38 | 995 | 78 | 0 | 231 | 842 | 1073 | 2065 | 51.96 % |
| Handy Township, Precinct 3 - FWL | 820 | 430 | 26 | 1276 | 89 | 0 | 267 | 1098 | 1365 | 2351 | 58.06 % |
| Handy Township, Precinct 3 - WEB | 21 | 8 | 0 | 29 | 0 | 0 | 12 | 17 | 29 | 34 | 85.29 % |
| Hartland Township, Precinct 1 | 1010 | 499 | 25 | 1534 | 84 | 0 | 611 | 1007 | 1618 | 2259 | 71.62 % |
| Hartland Township, Precinct 2 | 1002 | 477 | 17 | 1496 | 90 | 0 | 377 | 1209 | 1586 | 2507 | 63.26 % |
| Hartland Township, Precinct 3 | 1045 | 532 | 44 | 1621 | 87 | 0 | 626 | 1082 | 1708 | 2737 | 62.40 % |
| Hartland Township, Precinct 4 | 952 | 420 | 20 | 1392 | 60 | 0 | 425 | 1027 | 1452 | 2203 | 65.91 % |
| Hartland Township, Precinct 5 | 724 | 344 | 20 | 1088 | 78 | 1 | 393 | 774 | 1167 | 1724 | 67.69 % |
| Howell Township, Precinct 1 - FWL | 94 | 45 | 2 | 141 | 12 | 0 | 44 | 109 | 153 | 261 | 58.62 % |
| Howell Township, Precinct 1 - HOW | 626 | 363 | 20 | 1009 | 60 | 1 | 356 | 714 | 1070 | 1646 | 65.01 % |
| Howell Township, Precinct 2 | 782 | 433 | 22 | 1237 | 103 | 0 | 378 | 962 | 1340 | 1992 | 67.27 % |
| Howell Township, Precinct 3 - FWL | 3 | 1 | 0 | 4 | 0 | 0 | 0 | 4 | 4 | 4 | 100.00 % |

## State Senator 22nd District - Vote for not more than 1

| Precinct | Lana Theis , REP | Adam Dreher , DEM | Eric Borregard , GRN | Cast Votes | Undervotes | Overvotes | Absentee Voting Ballots Cast | Election Day Voting Ballots Cast | Total Ballots Cast | Registered Voters | Turnout Percentage |
|---|---|---|---|---|---|---|---|---|---|---|---|
| Howell Township, Precinct 3 - HOW | 621 | 302 | 32 | 955 | 56 | 1 | 297 | 715 | 1012 | 1718 | 58.91 % |
| Iosco Township, Precinct 1 - FWL | 458 | 182 | 8 | 648 | 41 | 0 | 0 | 689 | 689 | 1139 | 60.49 % |
| Iosco Township, Precinct 1 - SCS | 47 | 17 | 0 | 64 | 0 | 0 | 0 | 64 | 64 | 100 | 64.00 % |
| Iosco Township, Precinct 2 - FWL | 448 | 167 | 16 | 631 | 27 | 0 | 0 | 658 | 658 | 1055 | 62.37 % |
| Iosco Township, Precinct 2 - HOW | 220 | 107 | 17 | 344 | 14 | 0 | 0 | 358 | 358 | 547 | 65.45 % |
| Marion Township, Precinct 1 | 978 | 438 | 23 | 1439 | 74 | 0 | 507 | 1006 | 1513 | 2199 | 68.80 % |
| Marion Township, Precinct 2 | 1049 | 552 | 20 | 1621 | 63 | 0 | 594 | 1090 | 1684 | 2393 | 70.37 % |
| Marion Township, Precinct 3 | 702 | 346 | 13 | 1061 | 48 | 0 | 446 | 663 | 1109 | 1546 | 71.73 % |
| Marion Township, Precinct 4 - HOW | 1047 | 384 | 24 | 1455 | 79 | 0 | 557 | 977 | 1534 | 2168 | 70.76 % |
| Marion Township, Precinct 4 - PCS | 13 | 24 | 2 | 39 | 1 | 0 | 23 | 17 | 40 | 63 | 63.49 % |
| Oceola Township, Precinct 1 | 937 | 461 | 38 | 1436 | 72 | 0 | 534 | 974 | 1508 | 2289 | 65.88 % |
| Oceola Township, Precinct 2 | 921 | 612 | 24 | 1557 | 99 | 0 | 532 | 1124 | 1656 | 2499 | 66.27 % |
| Oceola Township, Precinct 3 | 1144 | 534 | 20 | 1698 | 105 | 0 | 550 | 1253 | 1803 | 2758 | 65.37 % |
| Oceola Township, Precinct 4 | 825 | 363 | 22 | 1210 | 53 | 0 | 384 | 879 | 1263 | 1788 | 70.64 % |
| Oceola Township, Precinct 5 | 554 | 270 | 11 | 835 | 48 | 0 | 422 | 461 | 883 | 1189 | 74.26 % |
| Putnam Township, Precinct 1 | 496 | 387 | 24 | 907 | 45 | 0 | 289 | 663 | 952 | 1376 | 69.19 % |
| Putnam Township, Precinct 2 - HOW | 75 | 45 | 2 | 122 | 10 | 0 | 53 | 79 | 132 | 209 | 63.16 % |

## State Senator 22nd District - Vote for not more than 1

| Precinct | Lana Theis , REP | Adam Dreher , DEM | Eric Borregard , GRN | Cast Votes | Undervotes | Overvotes | Absentee Voting Ballots Cast | Election Day Voting Ballots Cast | Total Ballots Cast | Registered Voters | Turnout Percentage |
|---|---|---|---|---|---|---|---|---|---|---|---|
| Putnam Township, Precinct 2 - PCS | 725 | 394 | 34 | 1153 | 50 | 0 | 424 | 779 | 1203 | 1777 | 67.70 % |
| Putnam Township, Precinct 3 | 544 | 444 | 38 | 1026 | 43 | 2 | 256 | 815 | 1071 | 1628 | 65.79 % |
| Putnam Township, Precinct 4 | 528 | 331 | 25 | 884 | 39 | 0 | 344 | 579 | 923 | 1261 | 73.20 % |
| Tyrone Township, Precinct 1 | 785 | 484 | 25 | 1294 | 82 | 2 | 473 | 905 | 1378 | 2350 | 58.64 % |
| Tyrone Township, Precinct 2 | 970 | 563 | 28 | 1561 | 63 | 1 | 596 | 1029 | 1625 | 2314 | 70.22 % |
| Tyrone Township, Precinct 3 | 893 | 475 | 29 | 1397 | 73 | 0 | 506 | 964 | 1470 | 2192 | 67.06 % |
| Tyrone Township, Precinct 4 | 813 | 359 | 29 | 1201 | 70 | 0 | 400 | 871 | 1271 | 2034 | 62.49 % |
| Unadilla Township, Precinct 1 - FWL | 81 | 34 | 0 | 115 | 11 | 0 | 0 | 126 | 126 | 170 | 74.12 % |
| Unadilla Township, Precinct 1 - PCS | 98 | 42 | 5 | 145 | 12 | 0 | 0 | 157 | 157 | 262 | 59.92 % |
| Unadilla Township, Precinct 1 - SCS | 696 | 490 | 47 | 1233 | 78 | 1 | 0 | 1312 | 1312 | 2107 | 62.27 % |
| **Totals** | **58494** | **33462** | **1853** | **93809** | **4869** | **24** | **31341** | **67361** | **98702** | **147839** | **66.76 %** |

## Representative in State Legislature 42nd District - Vote for not more than 1

| Precinct | Ann Bollin , REP | Mona M. Shand , DEM | Cast Votes | Undervotes | Overvotes | Absentee Voting Ballots Cast | Election Day Voting Ballots Cast | Total Ballots Cast | Registered Voters | Turnout Percentage |
|---|---|---|---|---|---|---|---|---|---|---|
| City of Brighton, Precinct 1 | 523 | 523 | 1046 | 56 | 0 | 392 | 710 | 1102 | 1785 | 61.74 % |
| City of Brighton, Precinct 2 | 424 | 387 | 811 | 57 | 0 | 316 | 552 | 868 | 1425 | 60.91 % |
| City of Brighton, Precinct 3 | 592 | 549 | 1141 | 47 | 1 | 409 | 780 | 1189 | 1603 | 74.17 % |
| City of Brighton, Precinct 4 | 535 | 380 | 915 | 37 | 0 | 491 | 461 | 952 | 1184 | 80.41 % |
| Brighton Charter Township, Precinct 1 | 851 | 408 | 1259 | 58 | 0 | 527 | 790 | 1317 | 1763 | 74.70 % |
| Brighton Charter Township, Precinct 2 | 581 | 325 | 906 | 50 | 0 | 340 | 616 | 956 | 1527 | 62.61 % |
| Brighton Charter Township, Precinct 3 | 726 | 441 | 1167 | 58 | 0 | 492 | 733 | 1225 | 1598 | 76.66 % |
| Brighton Charter Township, Precinct 4 | 614 | 331 | 945 | 50 | 0 | 352 | 643 | 995 | 1465 | 67.92 % |
| Brighton Charter Township, Precinct 5 | 370 | 245 | 615 | 33 | 0 | 164 | 484 | 648 | 1010 | 64.16 % |
| Brighton Charter Township, Precinct 6 | 952 | 531 | 1483 | 78 | 1 | 487 | 1075 | 1562 | 2181 | 71.62 % |
| Brighton Charter Township, Precinct 7 | 849 | 405 | 1254 | 60 | 0 | 477 | 837 | 1314 | 1840 | 71.41 % |
| Brighton Charter Township, Precinct 8 | 551 | 282 | 833 | 45 | 0 | 338 | 540 | 878 | 1208 | 72.68 % |
| Brighton Charter Township, Precinct 9 | 1078 | 652 | 1730 | 81 | 0 | 701 | 1110 | 1811 | 2526 | 71.69 % |
| Genoa Charter Township, Precinct 1 | 679 | 473 | 1152 | 70 | 0 | 366 | 856 | 1222 | 1933 | 63.22 % |
| Genoa Charter Township, Precinct 2 | 287 | 198 | 485 | 28 | 0 | 125 | 388 | 513 | 930 | 55.16 % |
| Genoa Charter Township, Precinct 3 | 649 | 426 | 1075 | 73 | 0 | 443 | 705 | 1148 | 1875 | 61.23 % |

## Representative in State Legislature 42nd District - Vote for not more than 1

| Precinct | Ann Bollin , REP | Mona M. Shand , DEM | Cast Votes | Undervotes | Overvotes | Absentee Voting Ballots Cast | Election Day Voting Ballots Cast | Total Ballots Cast | Registered Voters | Turnout Percentage |
|---|---|---|---|---|---|---|---|---|---|---|
| Genoa Charter Township, Precinct 4 | 531 | 435 | 966 | 48 | 0 | 371 | 643 | 1014 | 1402 | 72.33 % |
| Genoa Charter Township, Precinct 5 | 445 | 214 | 659 | 34 | 0 | 214 | 479 | 693 | 980 | 70.71 % |
| Genoa Charter Township, Precinct 6 | 1107 | 569 | 1676 | 49 | 0 | 890 | 835 | 1725 | 2335 | 73.88 % |
| Genoa Charter Township, Precinct 7 | 384 | 250 | 634 | 27 | 1 | 261 | 401 | 662 | 914 | 72.43 % |
| Genoa Charter Township, Precinct 8 | 662 | 339 | 1001 | 36 | 0 | 476 | 561 | 1037 | 1360 | 76.25 % |
| Genoa Charter Township, Precinct 9 | 617 | 321 | 938 | 57 | 0 | 403 | 592 | 995 | 1530 | 65.03 % |
| Genoa Charter Township, Precinct 10 | 667 | 348 | 1015 | 51 | 0 | 420 | 646 | 1066 | 1558 | 68.42 % |
| Genoa Charter Township, Precinct 11 | 266 | 162 | 428 | 23 | 0 | 120 | 331 | 451 | 708 | 63.70 % |
| Genoa Charter Township, Precinct 12 | 76 | 40 | 116 | 5 | 0 | 29 | 92 | 121 | 157 | 77.07 % |
| Genoa Charter Township, Precinct 13 | 251 | 183 | 434 | 29 | 0 | 188 | 275 | 463 | 761 | 60.84 % |
| Green Oak Charter Township, Precinct 1 | 719 | 514 | 1233 | 83 | 0 | 450 | 866 | 1316 | 2132 | 61.73 % |
| Green Oak Charter Township, Precinct 2 | 553 | 432 | 985 | 59 | 0 | 268 | 776 | 1044 | 1591 | 65.62 % |
| Green Oak Charter Township, Precinct 3 - BAS | 184 | 83 | 267 | 8 | 0 | 75 | 200 | 275 | 389 | 70.69 % |
| Green Oak Charter Township, Precinct 3 - SLCS | 127 | 87 | 214 | 12 | 0 | 48 | 178 | 226 | 323 | 69.97 % |
| Green Oak Charter Township, Precinct 3 - WLPS | 432 | 356 | 788 | 36 | 1 | 308 | 517 | 825 | 1352 | 61.02 % |

## Representative in State Legislature 42nd District - Vote for not more than 1

| Precinct | Ann Bollin , REP | Mona M. Shand , DEM | Cast Votes | Undervotes | Overvotes | Absentee Voting Ballots Cast | Election Day Voting Ballots Cast | Total Ballots Cast | Registered Voters | Turnout Percentage |
|---|---|---|---|---|---|---|---|---|---|---|
| Green Oak Charter Township, Precinct 4 - BAS | 123 | 64 | 187 | 11 | 0 | 80 | 118 | 198 | 293 | 67.58 % |
| Green Oak Charter Township, Precinct 4 - SLCS | 749 | 439 | 1188 | 73 | 0 | 443 | 818 | 1261 | 1776 | 71.00 % |
| Green Oak Charter Township, Precinct 5 - BAS | 731 | 421 | 1152 | 60 | 1 | 471 | 742 | 1213 | 1753 | 69.20 % |
| Green Oak Charter Township, Precinct 5 - SLCS | 0 | 2 | 2 | 0 | 0 | 2 | 0 | 2 | 2 | 100.00 % |
| Green Oak Charter Township, Precinct 6 | 820 | 460 | 1280 | 93 | 0 | 606 | 767 | 1373 | 1936 | 70.92 % |
| Green Oak Charter Township, Precinct 7 | 366 | 286 | 652 | 37 | 0 | 245 | 444 | 689 | 1088 | 63.33 % |
| Green Oak Charter Township, Precinct 8 - BAS | 571 | 342 | 913 | 56 | 0 | 289 | 680 | 969 | 1378 | 70.32 % |
| Green Oak Charter Township, Precinct 8 - WLPS | 47 | 40 | 87 | 4 | 0 | 32 | 59 | 91 | 146 | 62.33 % |
| Green Oak Charter Township, Precinct 9 - BAS | 190 | 108 | 298 | 21 | 0 | 112 | 207 | 319 | 435 | 73.33 % |
| Green Oak Charter Township, Precinct 9 - SLCS | 270 | 165 | 435 | 30 | 0 | 193 | 272 | 465 | 635 | 73.23 % |
| Hamburg Township, Precinct 1 | 1128 | 760 | 1888 | 88 | 0 | 680 | 1296 | 1976 | 2803 | 70.50 % |
| Hamburg Township, Precinct 2 | 800 | 619 | 1419 | 82 | 0 | 422 | 1079 | 1501 | 2095 | 71.65 % |
| Hamburg Township, Precinct 3 | 895 | 712 | 1607 | 106 | 0 | 605 | 1108 | 1713 | 2421 | 70.76 % |
| Hamburg Township, Precinct 4 - DEX | 359 | 313 | 672 | 44 | 0 | 241 | 475 | 716 | 939 | 76.25 % |
| Hamburg Township, Precinct 4 - PCS | 451 | 399 | 850 | 58 | 0 | 356 | 552 | 908 | 1266 | 71.72 % |
| Hamburg Township, Precinct 5 | 705 | 537 | 1242 | 74 | 0 | 406 | 910 | 1316 | 1978 | 66.53 % |

## Representative in State Legislature 42nd District - Vote for not more than 1

| Precinct | Ann Bollin , REP | Mona M. Shand , DEM | Cast Votes | Undervotes | Overvotes | Absentee Voting Ballots Cast | Election Day Voting Ballots Cast | Total Ballots Cast | Registered Voters | Turnout Percentage |
|---|---|---|---|---|---|---|---|---|---|---|
| Hamburg Township, Precinct 6 | 988 | 783 | 1771 | 113 | 0 | 745 | 1139 | 1884 | 2666 | 70.67 % |
| Hamburg Township, Precinct 7 | 585 | 512 | 1097 | 48 | 0 | 383 | 762 | 1145 | 1532 | 74.74 % |
| Hamburg Township, Precinct 8 | 483 | 399 | 882 | 54 | 0 | 230 | 706 | 936 | 1348 | 69.44 % |
| Putnam Township, Precinct 1 | 499 | 395 | 894 | 58 | 0 | 289 | 663 | 952 | 1376 | 69.19 % |
| Putnam Township, Precinct 2 - HOW | 80 | 44 | 124 | 8 | 0 | 53 | 79 | 132 | 209 | 63.16 % |
| Putnam Township, Precinct 2 - PCS | 709 | 432 | 1141 | 60 | 2 | 424 | 779 | 1203 | 1777 | 67.70 % |
| Putnam Township, Precinct 3 | 539 | 480 | 1019 | 52 | 0 | 256 | 815 | 1071 | 1628 | 65.79 % |
| Putnam Township, Precinct 4 | 527 | 339 | 866 | 57 | 0 | 344 | 579 | 923 | 1261 | 73.20 % |
| **Totals** | **29897** | **19940** | **49837** | **2725** | **7** | **18848** | **33721** | **52569** | **76086** | **69.09 %** |

## Representative in State Legislature 47th District - Vote for not more than 1

| Precinct | Hank Vaupel , REP | Colleen Turk , DEM | Cast Votes | Undervotes | Overvotes | Absentee Voting Ballots Cast | Election Day Voting Ballots Cast | Total Ballots Cast | Registered Voters | Turnout Percentage |
|---|---|---|---|---|---|---|---|---|---|---|
| City of Howell, Precinct 1 | 763 | 558 | 1321 | 90 | 1 | 416 | 996 | 1412 | 2355 | 59.96 % |
| City of Howell, Precinct 2 | 524 | 493 | 1017 | 62 | 0 | 224 | 855 | 1079 | 2136 | 50.51 % |
| City of Howell, Precinct 3 | 886 | 579 | 1465 | 86 | 1 | 431 | 1121 | 1552 | 2491 | 62.30 % |
| Cohoctah Township, Precinct 1 - BYR | 220 | 93 | 313 | 17 | 0 | 0 | 330 | 330 | 524 | 62.98 % |
| Cohoctah Township, Precinct 1 - FWL | 388 | 112 | 500 | 18 | 1 | 0 | 519 | 519 | 822 | 63.14 % |
| Cohoctah Township, Precinct 1 - HOW | 532 | 226 | 758 | 43 | 0 | 0 | 801 | 801 | 1233 | 64.96 % |
| Conway Township, Precinct 1 - BYR | 41 | 6 | 47 | 0 | 0 | 0 | 47 | 47 | 78 | 60.26 % |
| Conway Township, Precinct 1 - FWL | 1078 | 378 | 1456 | 57 | 0 | 0 | 1513 | 1513 | 2368 | 63.89 % |
| Conway Township, Precinct 1 - MOR | 28 | 7 | 35 | 1 | 0 | 0 | 36 | 36 | 52 | 69.23 % |
| Conway Township, Precinct 1 - WEB | 28 | 7 | 35 | 0 | 0 | 0 | 35 | 35 | 79 | 44.30 % |
| Deerfield Township, Precinct 1 - HAR | 369 | 175 | 544 | 22 | 0 | 199 | 367 | 566 | 837 | 67.62 % |
| Deerfield Township, Precinct 1 - LIN | 271 | 172 | 443 | 24 | 0 | 156 | 311 | 467 | 756 | 61.77 % |
| Deerfield Township, Precinct 2 - BYR | 6 | 7 | 13 | 1 | 0 | 5 | 9 | 14 | 30 | 46.67 % |
| Deerfield Township, Precinct 2 - HAR | 379 | 114 | 493 | 19 | 0 | 120 | 392 | 512 | 767 | 66.75 % |
| Deerfield Township, Precinct 2 - HOW | 365 | 143 | 508 | 30 | 0 | 185 | 353 | 538 | 842 | 63.90 % |
| Deerfield Township, Precinct 2 - LIN | 52 | 22 | 74 | 4 | 0 | 18 | 60 | 78 | 128 | 60.94 % |

## Representative in State Legislature 47th District - Vote for not more than 1

| Precinct | Hank Vaupel , REP | Colleen Turk , DEM | Cast Votes | Undervotes | Overvotes | Absentee Voting Ballots Cast | Election Day Voting Ballots Cast | Total Ballots Cast | Registered Voters | Turnout Percentage |
|---|---|---|---|---|---|---|---|---|---|---|
| Handy Township, Precinct 1 - FWL | 639 | 258 | 897 | 45 | 0 | 197 | 745 | 942 | 1575 | 59.81 % |
| Handy Township, Precinct 1 - HOW | 6 | 1 | 7 | 0 | 0 | 1 | 6 | 7 | 10 | 70.00 % |
| Handy Township, Precinct 1 - WEB | 5 | 2 | 7 | 0 | 0 | 0 | 7 | 7 | 7 | 100.00 % |
| Handy Township, Precinct 2 | 677 | 324 | 1001 | 72 | 0 | 231 | 842 | 1073 | 2065 | 51.96 % |
| Handy Township, Precinct 3 - FWL | 909 | 389 | 1298 | 67 | 0 | 267 | 1098 | 1365 | 2351 | 58.06 % |
| Handy Township, Precinct 3 - WEB | 23 | 6 | 29 | 0 | 0 | 12 | 17 | 29 | 34 | 85.29 % |
| Hartland Township, Precinct 1 | 1044 | 488 | 1532 | 86 | 0 | 611 | 1007 | 1618 | 2259 | 71.62 % |
| Hartland Township, Precinct 2 | 995 | 493 | 1488 | 98 | 0 | 377 | 1209 | 1586 | 2507 | 63.26 % |
| Hartland Township, Precinct 3 | 1030 | 571 | 1601 | 107 | 0 | 626 | 1082 | 1708 | 2737 | 62.40 % |
| Hartland Township, Precinct 4 | 949 | 434 | 1383 | 69 | 0 | 425 | 1027 | 1452 | 2203 | 65.91 % |
| Hartland Township, Precinct 5 | 724 | 351 | 1075 | 92 | 0 | 393 | 774 | 1167 | 1724 | 67.69 % |
| Howell Township, Precinct 1 - FWL | 106 | 40 | 146 | 7 | 0 | 44 | 109 | 153 | 261 | 58.62 % |
| Howell Township, Precinct 1 - HOW | 665 | 349 | 1014 | 56 | 0 | 356 | 714 | 1070 | 1646 | 65.01 % |
| Howell Township, Precinct 2 | 812 | 431 | 1243 | 97 | 0 | 378 | 962 | 1340 | 1992 | 67.27 % |
| Howell Township, Precinct 3 - FWL | 4 | 0 | 4 | 0 | 0 | 0 | 4 | 4 | 4 | 100.00 % |
| Howell Township, Precinct 3 - HOW | 628 | 332 | 960 | 52 | 0 | 297 | 715 | 1012 | 1718 | 58.91 % |
| Iosco Township, Precinct 1 - FWL | 491 | 169 | 660 | 29 | 0 | 0 | 689 | 689 | 1139 | 60.49 % |

## Representative in State Legislature 47th District - Vote for not more than 1

| Precinct | Hank Vaupel , REP | Colleen Turk , DEM | Cast Votes | Undervotes | Overvotes | Absentee Voting Ballots Cast | Election Day Voting Ballots Cast | Total Ballots Cast | Registered Voters | Turnout Percentage |
|---|---|---|---|---|---|---|---|---|---|---|
| Iosco Township, Precinct 1 - SCS | 49 | 14 | 63 | 1 | 0 | 0 | 64 | 64 | 100 | 64.00 % |
| Iosco Township, Precinct 2 - FWL | 471 | 163 | 634 | 23 | 1 | 0 | 658 | 658 | 1055 | 62.37 % |
| Iosco Township, Precinct 2 - HOW | 237 | 110 | 347 | 11 | 0 | 0 | 358 | 358 | 547 | 65.45 % |
| Marion Township, Precinct 1 | 993 | 432 | 1425 | 88 | 0 | 507 | 1006 | 1513 | 2199 | 68.80 % |
| Marion Township, Precinct 2 | 1046 | 568 | 1614 | 70 | 0 | 594 | 1090 | 1684 | 2393 | 70.37 % |
| Marion Township, Precinct 3 | 695 | 355 | 1050 | 59 | 0 | 446 | 663 | 1109 | 1546 | 71.73 % |
| Marion Township, Precinct 4 - HOW | 1048 | 406 | 1454 | 80 | 0 | 557 | 977 | 1534 | 2168 | 70.76 % |
| Marion Township, Precinct 4 - PCS | 14 | 24 | 38 | 2 | 0 | 23 | 17 | 40 | 63 | 63.49 % |
| Oceola Township, Precinct 1 | 939 | 472 | 1411 | 97 | 0 | 534 | 974 | 1508 | 2289 | 65.88 % |
| Oceola Township, Precinct 2 | 941 | 615 | 1556 | 99 | 1 | 532 | 1124 | 1656 | 2499 | 66.27 % |
| Oceola Township, Precinct 3 | 1144 | 551 | 1695 | 108 | 0 | 550 | 1253 | 1803 | 2758 | 65.37 % |
| Oceola Township, Precinct 4 | 846 | 355 | 1201 | 62 | 0 | 384 | 879 | 1263 | 1788 | 70.64 % |
| Oceola Township, Precinct 5 | 558 | 279 | 837 | 46 | 0 | 422 | 461 | 883 | 1189 | 74.26 % |
| Tyrone Township, Precinct 1 | 785 | 495 | 1280 | 98 | 0 | 473 | 905 | 1378 | 2350 | 58.64 % |
| Tyrone Township, Precinct 2 | 965 | 581 | 1546 | 78 | 1 | 596 | 1029 | 1625 | 2314 | 70.22 % |
| Tyrone Township, Precinct 3 | 885 | 504 | 1389 | 81 | 0 | 506 | 964 | 1470 | 2192 | 67.06 % |
| Tyrone Township, Precinct 4 | 802 | 387 | 1189 | 82 | 0 | 400 | 871 | 1271 | 2034 | 62.49 % |
| Unadilla Township, Precinct 1 - FWL | 88 | 31 | 119 | 7 | 0 | 0 | 126 | 126 | 170 | 74.12 % |

## Representative in State Legislature 47th District - Vote for not more than 1

| Precinct | Hank Vaupel , REP | Colleen Turk , DEM | Cast Votes | Undervotes | Overvotes | Absentee Voting Ballots Cast | Election Day Voting Ballots Cast | Total Ballots Cast | Registered Voters | Turnout Percentage |
|---|---|---|---|---|---|---|---|---|---|---|
| Unadilla Township, Precinct 1 - PCS | 103 | 41 | 144 | 13 | 0 | 0 | 157 | 157 | 262 | 59.92 % |
| Unadilla Township, Precinct 1 - SCS | 702 | 525 | 1227 | 85 | 0 | 0 | 1312 | 1312 | 2107 | 62.27 % |
| **Totals** | **28948** | **14638** | **43586** | **2541** | **6** | **12493** | **33640** | **46133** | **71753** | **64.29 %** |

## Member of the State Board of Education - Vote for not more than 2

| Precinct | Tami Carlone , REP | Richard Zeile , REP | Judith P. Pritchett , DEM | Tiffany Tilley , DEM | Scotty Boman , LIB | John J. Tatar , LIB | Karen Adams , UST | Douglas Levesque , UST | Sherry A. Wells , GRN | Mary Anne Hering , WCP | Logan R. Smith , WCP | Cast Votes | Undervotes | Overvotes |
|---|---|---|---|---|---|---|---|---|---|---|---|---|---|---|
| City of Brighton, Precinct 1 | 424 | 401 | 465 | 434 | 46 | 26 | 14 | 9 | 15 | 26 | 17 | 1877 | 325 | 1 |
| City of Brighton, Precinct 2 | 354 | 314 | 338 | 316 | 43 | 30 | 8 | 3 | 9 | 12 | 10 | 1437 | 299 | 0 |
| City of Brighton, Precinct 3 | 486 | 460 | 478 | 431 | 47 | 37 | 16 | 10 | 18 | 27 | 19 | 2029 | 345 | 2 |
| City of Brighton, Precinct 4 | 474 | 451 | 349 | 314 | 21 | 20 | 4 | 1 | 7 | 10 | 8 | 1659 | 245 | 0 |
| City of Howell, Precinct 1 | 640 | 590 | 510 | 466 | 48 | 30 | 23 | 7 | 15 | 43 | 32 | 2404 | 418 | 1 |
| City of Howell, Precinct 2 | 402 | 332 | 418 | 380 | 53 | 35 | 24 | 13 | 12 | 47 | 25 | 1741 | 415 | 1 |
| City of Howell, Precinct 3 | 695 | 626 | 512 | 488 | 67 | 39 | 20 | 14 | 22 | 34 | 29 | 2546 | 552 | 3 |
| Brighton Charter Township, Precinct 1 | 715 | 655 | 382 | 359 | 48 | 34 | 15 | 4 | 14 | 27 | 13 | 2266 | 366 | 1 |
| Brighton Charter Township, Precinct 2 | 494 | 450 | 283 | 269 | 32 | 26 | 14 | 7 | 8 | 23 | 17 | 1623 | 287 | 1 |
| Brighton Charter Township, Precinct 3 | 617 | 603 | 400 | 369 | 37 | 30 | 12 | 5 | 11 | 22 | 14 | 2120 | 330 | 0 |
| Brighton Charter Township, Precinct 4 | 508 | 475 | 301 | 276 | 40 | 26 | 10 | 8 | 7 | 25 | 9 | 1685 | 305 | 0 |
| Brighton Charter Township, Precinct 5 | 298 | 271 | 207 | 196 | 21 | 14 | 8 | 0 | 7 | 17 | 17 | 1056 | 240 | 0 |
| Brighton Charter Township, Precinct 6 | 803 | 729 | 499 | 461 | 56 | 33 | 20 | 10 | 17 | 15 | 12 | 2655 | 467 | 1 |
| Brighton Charter Township, Precinct 7 | 727 | 667 | 393 | 350 | 34 | 20 | 16 | 3 | 17 | 17 | 14 | 2258 | 370 | 0 |
| Brighton Charter Township, Precinct 8 | 471 | 439 | 279 | 246 | 22 | 19 | 8 | 2 | 0 | 13 | 8 | 1507 | 247 | 1 |
| Brighton Charter Township, Precinct 9 | 935 | 907 | 596 | 544 | 57 | 36 | 24 | 8 | 23 | 39 | 23 | 3192 | 426 | 2 |
| Cohoctah Township, Precinct 1 - BYR | 173 | 145 | 86 | 81 | 10 | 8 | 10 | 3 | 5 | 12 | 14 | 547 | 113 | 0 |

## Member of the State Board of Education - Vote for not more than 2

| Precinct | Absentee Voting Ballots Cast | Election Day Voting Ballots Cast | Total Ballots Cast | Registered Voters | Turnout Percentage |
|---|---|---|---|---|---|
| City of Brighton, Precinct 1 | 392 | 710 | 1102 | 1785 | 61.74 % |
| City of Brighton, Precinct 2 | 316 | 552 | 868 | 1425 | 60.91 % |
| City of Brighton, Precinct 3 | 409 | 780 | 1189 | 1603 | 74.17 % |
| City of Brighton, Precinct 4 | 491 | 461 | 952 | 1184 | 80.41 % |
| City of Howell, Precinct 1 | 416 | 996 | 1412 | 2355 | 59.96 % |
| City of Howell, Precinct 2 | 224 | 855 | 1079 | 2136 | 50.51 % |
| City of Howell, Precinct 3 | 431 | 1121 | 1552 | 2491 | 62.30 % |
| Brighton Charter Township, Precinct 1 | 527 | 790 | 1317 | 1763 | 74.70 % |
| Brighton Charter Township, Precinct 2 | 340 | 616 | 956 | 1527 | 62.61 % |
| Brighton Charter Township, Precinct 3 | 492 | 733 | 1225 | 1598 | 76.66 % |
| Brighton Charter Township, Precinct 4 | 352 | 643 | 995 | 1465 | 67.92 % |
| Brighton Charter Township, Precinct 5 | 164 | 484 | 648 | 1010 | 64.16 % |
| Brighton Charter Township, Precinct 6 | 487 | 1075 | 1562 | 2181 | 71.62 % |
| Brighton Charter Township, Precinct 7 | 477 | 837 | 1314 | 1840 | 71.41 % |
| Brighton Charter Township, Precinct 8 | 338 | 540 | 878 | 1208 | 72.68 % |
| Brighton Charter Township, Precinct 9 | 701 | 1110 | 1811 | 2526 | 71.69 % |
| Cohoctah Township, Precinct 1 - BYR | 0 | 330 | 330 | 524 | 62.98 % |

## Member of the State Board of Education - Vote for not more than 2

| Precinct | Tami Carlone , REP | Richard Zeile , REP | Judith P. Pritchett , DEM | Tiffany Tilley , DEM | Scotty Boman , LIB | John J. Tatar , LIB | Karen Adams , UST | Douglas Levesque , UST | Sherry A. Wells , GRN | Mary Anne Hering , WCP | Logan R. Smith , WCP | Cast Votes | Undervotes | Overvotes |
|---|---|---|---|---|---|---|---|---|---|---|---|---|---|---|
| Cohoctah Township, Precinct 1 - FWL | 287 | 250 | 113 | 106 | 15 | 11 | 10 | 5 | 5 | 14 | 10 | 826 | 212 | 0 |
| Cohoctah Township, Precinct 1 - HOW | 438 | 388 | 185 | 187 | 23 | 15 | 19 | 10 | 8 | 28 | 15 | 1316 | 286 | 0 |
| Conway Township, Precinct 1 - BYR | 32 | 26 | 11 | 8 | 0 | 0 | 0 | 0 | 0 | 0 | 0 | 77 | 17 | 0 |
| Conway Township, Precinct 1 - FWL | 810 | 723 | 397 | 342 | 39 | 26 | 38 | 18 | 24 | 59 | 41 | 2517 | 503 | 3 |
| Conway Township, Precinct 1 - MOR | 24 | 20 | 8 | 6 | 2 | 1 | 1 | 2 | 0 | 0 | 1 | 65 | 7 | 0 |
| Conway Township, Precinct 1 - WEB | 17 | 9 | 12 | 10 | 2 | 2 | 0 | 1 | 3 | 3 | 1 | 60 | 10 | 0 |
| Deerfield Township, Precinct 1 - HAR | 327 | 290 | 153 | 139 | 15 | 13 | 6 | 2 | 1 | 8 | 10 | 964 | 168 | 0 |
| Deerfield Township, Precinct 1 - LIN | 232 | 211 | 163 | 144 | 14 | 9 | 9 | 8 | 6 | 14 | 14 | 824 | 110 | 0 |
| Deerfield Township, Precinct 2 - BYR | 4 | 3 | 3 | 4 | 0 | 0 | 0 | 0 | 1 | 1 | 1 | 17 | 11 | 0 |
| Deerfield Township, Precinct 2 - HAR | 318 | 287 | 111 | 103 | 14 | 8 | 10 | 8 | 7 | 12 | 5 | 883 | 141 | 0 |
| Deerfield Township, Precinct 2 - HOW | 298 | 282 | 129 | 112 | 16 | 9 | 11 | 10 | 3 | 14 | 9 | 893 | 179 | 2 |
| Deerfield Township, Precinct 2 - LIN | 49 | 41 | 19 | 18 | 3 | 2 | 2 | 0 | 1 | 3 | 0 | 138 | 18 | 0 |
| Genoa Charter Township, Precinct 1 | 603 | 556 | 426 | 392 | 35 | 26 | 10 | 4 | 12 | 31 | 17 | 2112 | 332 | 0 |
| Genoa Charter Township, Precinct 2 | 253 | 239 | 165 | 155 | 21 | 12 | 6 | 2 | 6 | 11 | 7 | 877 | 145 | 2 |
| Genoa Charter Township, Precinct 3 | 563 | 513 | 361 | 334 | 55 | 24 | 23 | 7 | 11 | 45 | 30 | 1966 | 330 | 0 |

## Member of the State Board of Education - Vote for not more than 2

| Precinct | Absentee Voting Ballots Cast | Election Day Voting Ballots Cast | Total Ballots Cast | Registered Voters | Turnout Percentage |
|---|---|---|---|---|---|
| Cohoctah Township, Precinct 1 - FWL | 0 | 519 | 519 | 822 | 63.14 % |
| Cohoctah Township, Precinct 1 - HOW | 0 | 801 | 801 | 1233 | 64.96 % |
| Conway Township, Precinct 1 - BYR | 0 | 47 | 47 | 78 | 60.26 % |
| Conway Township, Precinct 1 - FWL | 0 | 1513 | 1513 | 2368 | 63.89 % |
| Conway Township, Precinct 1 - MOR | 0 | 36 | 36 | 52 | 69.23 % |
| Conway Township, Precinct 1 - WEB | 0 | 35 | 35 | 79 | 44.30 % |
| Deerfield Township, Precinct 1 - HAR | 199 | 367 | 566 | 837 | 67.62 % |
| Deerfield Township, Precinct 1 - LIN | 156 | 311 | 467 | 756 | 61.77 % |
| Deerfield Township, Precinct 2 - BYR | 5 | 9 | 14 | 30 | 46.67 % |
| Deerfield Township, Precinct 2 - HAR | 120 | 392 | 512 | 767 | 66.75 % |
| Deerfield Township, Precinct 2 - HOW | 185 | 353 | 538 | 842 | 63.90 % |
| Deerfield Township, Precinct 2 - LIN | 18 | 60 | 78 | 128 | 60.94 % |
| Genoa Charter Township, Precinct 1 | 366 | 856 | 1222 | 1933 | 63.22 % |
| Genoa Charter Township, Precinct 2 | 125 | 388 | 513 | 930 | 55.16 % |
| Genoa Charter Township, Precinct 3 | 443 | 705 | 1148 | 1875 | 61.23 % |

## Member of the State Board of Education - Vote for not more than 2

| Precinct | Tami Carlone , REP | Richard Zeile , REP | Judith P. Pritchett , DEM | Tiffany Tilley , DEM | Scotty Boman , LIB | John J. Tatar , LIB | Karen Adams , UST | Douglas Levesque , UST | Sherry A. Wells , GRN | Mary Anne Hering , WCP | Logan R. Smith , WCP | Cast Votes | Undervotes | Overvotes |
|---|---|---|---|---|---|---|---|---|---|---|---|---|---|---|
| Genoa Charter Township, Precinct 4 | 451 | 425 | 393 | 356 | 40 | 27 | 11 | 4 | 9 | 20 | 10 | 1746 | 280 | 1 |
| Genoa Charter Township, Precinct 5 | 401 | 359 | 185 | 164 | 27 | 15 | 5 | 4 | 6 | 14 | 10 | 1190 | 196 | 0 |
| Genoa Charter Township, Precinct 6 | 994 | 947 | 506 | 460 | 50 | 38 | 7 | 6 | 16 | 19 | 8 | 3051 | 399 | 0 |
| Genoa Charter Township, Precinct 7 | 349 | 326 | 211 | 198 | 39 | 23 | 3 | 0 | 11 | 5 | 6 | 1171 | 153 | 0 |
| Genoa Charter Township, Precinct 8 | 628 | 583 | 305 | 292 | 13 | 7 | 7 | 2 | 5 | 8 | 6 | 1856 | 214 | 2 |
| Genoa Charter Township, Precinct 9 | 522 | 476 | 291 | 275 | 34 | 25 | 18 | 5 | 7 | 27 | 15 | 1695 | 293 | 1 |
| Genoa Charter Township, Precinct 10 | 588 | 533 | 301 | 282 | 29 | 14 | 20 | 5 | 10 | 24 | 15 | 1821 | 311 | 0 |
| Genoa Charter Township, Precinct 11 | 223 | 196 | 135 | 125 | 24 | 7 | 8 | 5 | 12 | 11 | 6 | 752 | 150 | 0 |
| Genoa Charter Township, Precinct 12 | 65 | 66 | 29 | 27 | 6 | 7 | 2 | 2 | 0 | 2 | 1 | 207 | 35 | 0 |
| Genoa Charter Township, Precinct 13 | 213 | 187 | 162 | 140 | 19 | 4 | 9 | 7 | 5 | 16 | 9 | 771 | 153 | 1 |
| Green Oak Charter Township, Precinct 1 | 615 | 550 | 454 | 429 | 51 | 35 | 17 | 5 | 23 | 30 | 23 | 2232 | 396 | 2 |
| Green Oak Charter Township, Precinct 2 | 461 | 431 | 367 | 336 | 45 | 20 | 20 | 4 | 7 | 35 | 31 | 1757 | 331 | 0 |
| Green Oak Charter Township, Precinct 3 - BAS | 156 | 137 | 82 | 75 | 12 | 7 | 4 | 6 | 0 | 10 | 5 | 494 | 54 | 1 |
| Green Oak Charter Township, Precinct 3 - SLCS | 100 | 99 | 76 | 77 | 9 | 6 | 4 | 1 | 8 | 8 | 4 | 392 | 58 | 1 |
| Green Oak Charter Township, Precinct 3 - WLPS | 352 | 310 | 333 | 304 | 29 | 23 | 18 | 10 | 13 | 32 | 24 | 1448 | 202 | 0 |

## Member of the State Board of Education - Vote for not more than 2

| Precinct | Absentee Voting Ballots Cast | Election Day Voting Ballots Cast | Total Ballots Cast | Registered Voters | Turnout Percentage |
|---|---|---|---|---|---|
| Genoa Charter Township, Precinct 4 | 371 | 643 | 1014 | 1402 | 72.33 % |
| Genoa Charter Township, Precinct 5 | 214 | 479 | 693 | 980 | 70.71 % |
| Genoa Charter Township, Precinct 6 | 890 | 835 | 1725 | 2335 | 73.88 % |
| Genoa Charter Township, Precinct 7 | 261 | 401 | 662 | 914 | 72.43 % |
| Genoa Charter Township, Precinct 8 | 476 | 561 | 1037 | 1360 | 76.25 % |
| Genoa Charter Township, Precinct 9 | 403 | 592 | 995 | 1530 | 65.03 % |
| Genoa Charter Township, Precinct 10 | 420 | 646 | 1066 | 1558 | 68.42 % |
| Genoa Charter Township, Precinct 11 | 120 | 331 | 451 | 708 | 63.70 % |
| Genoa Charter Township, Precinct 12 | 29 | 92 | 121 | 157 | 77.07 % |
| Genoa Charter Township, Precinct 13 | 188 | 275 | 463 | 761 | 60.84 % |
| Green Oak Charter Township, Precinct 1 | 450 | 866 | 1316 | 2132 | 61.73 % |
| Green Oak Charter Township, Precinct 2 | 268 | 776 | 1044 | 1591 | 65.62 % |
| Green Oak Charter Township, Precinct 3 - BAS | 75 | 200 | 275 | 389 | 70.69 % |
| Green Oak Charter Township, Precinct 3 - SLCS | 48 | 178 | 226 | 323 | 69.97 % |
| Green Oak Charter Township, Precinct 3 - WLPS | 308 | 517 | 825 | 1352 | 61.02 % |

## Member of the State Board of Education - Vote for not more than 2

| Precinct | Tami Carlone , REP | Richard Zeile , REP | Judith P. Pritchett , DEM | Tiffany Tilley , DEM | Scotty Boman , LIB | John J. Tatar , LIB | Karen Adams , UST | Douglas Levesque , UST | Sherry A. Wells , GRN | Mary Anne Hering , WCP | Logan R. Smith , WCP | Cast Votes | Undervotes | Overvotes |
|---|---|---|---|---|---|---|---|---|---|---|---|---|---|---|
| Green Oak Charter Township, Precinct 4 - BAS | 108 | 110 | 60 | 57 | 4 | 4 | 0 | 0 | 3 | 1 | 0 | 347 | 49 | 0 |
| Green Oak Charter Township, Precinct 4 - SLCS | 624 | 559 | 424 | 381 | 59 | 42 | 17 | 12 | 16 | 23 | 22 | 2179 | 341 | 1 |
| Green Oak Charter Township, Precinct 5 - BAS | 639 | 571 | 405 | 379 | 29 | 13 | 5 | 2 | 12 | 20 | 14 | 2089 | 333 | 2 |
| Green Oak Charter Township, Precinct 5 - SLCS | 0 | 0 | 2 | 2 | 0 | 0 | 0 | 0 | 0 | 0 | 0 | 4 | 0 | 0 |
| Green Oak Charter Township, Precinct 6 | 713 | 686 | 463 | 400 | 43 | 33 | 16 | 4 | 13 | 29 | 12 | 2412 | 334 | 0 |
| Green Oak Charter Township, Precinct 7 | 318 | 289 | 236 | 226 | 26 | 15 | 17 | 4 | 12 | 27 | 20 | 1190 | 186 | 1 |
| Green Oak Charter Township, Precinct 8 - BAS | 494 | 459 | 300 | 303 | 34 | 18 | 17 | 7 | 15 | 21 | 9 | 1677 | 261 | 0 |
| Green Oak Charter Township, Precinct 8 - WLPS | 39 | 33 | 35 | 33 | 5 | 2 | 0 | 0 | 3 | 6 | 3 | 159 | 23 | 0 |
| Green Oak Charter Township, Precinct 9 - BAS | 160 | 150 | 99 | 95 | 13 | 11 | 8 | 2 | 4 | 7 | 5 | 554 | 84 | 0 |
| Green Oak Charter Township, Precinct 9 - SLCS | 226 | 216 | 155 | 147 | 9 | 7 | 2 | 1 | 8 | 6 | 6 | 783 | 147 | 0 |
| Hamburg Township, Precinct 1 | 977 | 913 | 696 | 624 | 68 | 38 | 22 | 11 | 25 | 31 | 30 | 3435 | 513 | 2 |
| Hamburg Township, Precinct 2 | 675 | 622 | 560 | 548 | 40 | 24 | 20 | 5 | 17 | 31 | 25 | 2567 | 435 | 0 |
| Hamburg Township, Precinct 3 | 721 | 684 | 634 | 590 | 48 | 38 | 18 | 15 | 24 | 51 | 30 | 2853 | 571 | 1 |
| Hamburg Township, Precinct 4 - DEX | 302 | 272 | 304 | 272 | 24 | 17 | 8 | 1 | 8 | 17 | 4 | 1229 | 203 | 0 |
| Hamburg Township, Precinct 4 - PCS | 393 | 342 | 344 | 331 | 28 | 21 | 11 | 8 | 13 | 16 | 15 | 1522 | 294 | 0 |
| Hamburg Township, Precinct 5 | 583 | 542 | 474 | 454 | 52 | 24 | 26 | 10 | 26 | 33 | 23 | 2247 | 383 | 1 |

## Member of the State Board of Education - Vote for not more than 2

| Precinct | Absentee Voting Ballots Cast | Election Day Voting Ballots Cast | Total Ballots Cast | Registered Voters | Turnout Percentage |
|---|---|---|---|---|---|
| Green Oak Charter Township, Precinct 4 - BAS | 80 | 118 | 198 | 293 | 67.58 % |
| Green Oak Charter Township, Precinct 4 - SLCS | 443 | 818 | 1261 | 1776 | 71.00 % |
| Green Oak Charter Township, Precinct 5 - BAS | 471 | 742 | 1213 | 1753 | 69.20 % |
| Green Oak Charter Township, Precinct 5 - SLCS | 2 | 0 | 2 | 2 | 100.00 % |
| Green Oak Charter Township, Precinct 6 | 606 | 767 | 1373 | 1936 | 70.92 % |
| Green Oak Charter Township, Precinct 7 | 245 | 444 | 689 | 1088 | 63.33 % |
| Green Oak Charter Township, Precinct 8 - BAS | 289 | 680 | 969 | 1378 | 70.32 % |
| Green Oak Charter Township, Precinct 8 - WLPS | 32 | 59 | 91 | 146 | 62.33 % |
| Green Oak Charter Township, Precinct 9 - BAS | 112 | 207 | 319 | 435 | 73.33 % |
| Green Oak Charter Township, Precinct 9 - SLCS | 193 | 272 | 465 | 635 | 73.23 % |
| Hamburg Township, Precinct 1 | 680 | 1296 | 1976 | 2803 | 70.50 % |
| Hamburg Township, Precinct 2 | 422 | 1079 | 1501 | 2095 | 71.65 % |
| Hamburg Township, Precinct 3 | 605 | 1108 | 1713 | 2421 | 70.76 % |
| Hamburg Township, Precinct 4 - DEX | 241 | 475 | 716 | 939 | 76.25 % |
| Hamburg Township, Precinct 4 - PCS | 356 | 552 | 908 | 1266 | 71.72 % |
| Hamburg Township, Precinct 5 | 406 | 910 | 1316 | 1978 | 66.53 % |

## Member of the State Board of Education - Vote for not more than 2

| Precinct | Tami Carlone , REP | Richard Zeile , REP | Judith P. Pritchett , DEM | Tiffany Tilley , DEM | Scotty Boman , LIB | John J. Tatar , LIB | Karen Adams , UST | Douglas Levesque , UST | Sherry A. Wells , GRN | Mary Anne Hering , WCP | Logan R. Smith , WCP | Cast Votes | Undervotes | Overvotes |
|---|---|---|---|---|---|---|---|---|---|---|---|---|---|---|
| Hamburg Township, Precinct 6 | 835 | 794 | 719 | 675 | 60 | 44 | 24 | 13 | 18 | 50 | 24 | 3256 | 512 | 0 |
| Hamburg Township, Precinct 7 | 518 | 485 | 448 | 415 | 38 | 30 | 12 | 6 | 14 | 18 | 13 | 1997 | 291 | 1 |
| Hamburg Township, Precinct 8 | 418 | 378 | 347 | 328 | 42 | 22 | 14 | 3 | 16 | 29 | 22 | 1619 | 253 | 0 |
| Handy Township, Precinct 1 - FWL | 473 | 431 | 279 | 236 | 31 | 14 | 13 | 5 | 9 | 28 | 9 | 1528 | 356 | 0 |
| Handy Township, Precinct 1 - HOW | 5 | 4 | 2 | 1 | 0 | 0 | 0 | 0 | 0 | 0 | 0 | 12 | 2 | 0 |
| Handy Township, Precinct 1 - WEB | 5 | 5 | 2 | 2 | 0 | 0 | 0 | 0 | 0 | 0 | 0 | 14 | 0 | 0 |
| Handy Township, Precinct 2 | 487 | 414 | 317 | 294 | 46 | 29 | 26 | 13 | 17 | 44 | 22 | 1709 | 435 | 1 |
| Handy Township, Precinct 3 - FWL | 685 | 609 | 370 | 369 | 39 | 26 | 25 | 14 | 11 | 42 | 29 | 2219 | 511 | 0 |
| Handy Township, Precinct 3 - WEB | 19 | 18 | 7 | 7 | 0 | 0 | 0 | 0 | 0 | 1 | 2 | 54 | 4 | 0 |
| Hartland Township, Precinct 1 | 873 | 784 | 484 | 427 | 43 | 33 | 20 | 10 | 12 | 28 | 20 | 2734 | 498 | 2 |
| Hartland Township, Precinct 2 | 880 | 790 | 454 | 420 | 52 | 40 | 11 | 8 | 11 | 26 | 13 | 2705 | 463 | 2 |
| Hartland Township, Precinct 3 | 884 | 798 | 477 | 453 | 82 | 52 | 31 | 16 | 23 | 37 | 23 | 2876 | 538 | 1 |
| Hartland Township, Precinct 4 | 812 | 736 | 422 | 392 | 52 | 27 | 16 | 9 | 12 | 26 | 17 | 2521 | 383 | 0 |
| Hartland Township, Precinct 5 | 635 | 563 | 332 | 311 | 46 | 23 | 12 | 7 | 11 | 33 | 22 | 1995 | 337 | 1 |
| Howell Township, Precinct 1 - FWL | 77 | 69 | 50 | 41 | 2 | 1 | 3 | 2 | 6 | 5 | 3 | 259 | 47 | 0 |
| Howell Township, Precinct 1 - HOW | 540 | 492 | 317 | 297 | 43 | 23 | 25 | 5 | 16 | 30 | 21 | 1809 | 331 | 0 |
| Howell Township, Precinct 2 | 674 | 617 | 390 | 362 | 57 | 22 | 24 | 10 | 16 | 39 | 28 | 2239 | 441 | 0 |
| Howell Township, Precinct 3 - FWL | 2 | 2 | 1 | 1 | 0 | 0 | 0 | 0 | 0 | 0 | 0 | 6 | 2 | 0 |

## Member of the State Board of Education - Vote for not more than 2

| Precinct | Absentee Voting Ballots Cast | Election Day Voting Ballots Cast | Total Ballots Cast | Registered Voters | Turnout Percentage |
|---|---|---|---|---|---|
| Hamburg Township, Precinct 6 | 745 | 1139 | 1884 | 2666 | 70.67 % |
| Hamburg Township, Precinct 7 | 383 | 762 | 1145 | 1532 | 74.74 % |
| Hamburg Township, Precinct 8 | 230 | 706 | 936 | 1348 | 69.44 % |
| Handy Township, Precinct 1 - FWL | 197 | 745 | 942 | 1575 | 59.81 % |
| Handy Township, Precinct 1 - HOW | 1 | 6 | 7 | 10 | 70.00 % |
| Handy Township, Precinct 1 - WEB | 0 | 7 | 7 | 7 | 100.00 % |
| Handy Township, Precinct 2 | 231 | 842 | 1073 | 2065 | 51.96 % |
| Handy Township, Precinct 3 - FWL | 267 | 1098 | 1365 | 2351 | 58.06 % |
| Handy Township, Precinct 3 - WEB | 12 | 17 | 29 | 34 | 85.29 % |
| Hartland Township, Precinct 1 | 611 | 1007 | 1618 | 2259 | 71.62 % |
| Hartland Township, Precinct 2 | 377 | 1209 | 1586 | 2507 | 63.26 % |
| Hartland Township, Precinct 3 | 626 | 1082 | 1708 | 2737 | 62.40 % |
| Hartland Township, Precinct 4 | 425 | 1027 | 1452 | 2203 | 65.91 % |
| Hartland Township, Precinct 5 | 393 | 774 | 1167 | 1724 | 67.69 % |
| Howell Township, Precinct 1 - FWL | 44 | 109 | 153 | 261 | 58.62 % |
| Howell Township, Precinct 1 - HOW | 356 | 714 | 1070 | 1646 | 65.01 % |
| Howell Township, Precinct 2 | 378 | 962 | 1340 | 1992 | 67.27 % |
| Howell Township, Precinct 3 - FWL | 0 | 4 | 4 | 4 | 100.00 % |

## Member of the State Board of Education - Vote for not more than 2

| Precinct | Tami Carlone , REP | Richard Zeile , REP | Judith P. Pritchett , DEM | Tiffany Tilley , DEM | Scotty Boman , LIB | John J. Tatar , LIB | Karen Adams , UST | Douglas Levesque , UST | Sherry A. Wells , GRN | Mary Anne Hering , WCP | Logan R. Smith , WCP | Cast Votes | Undervotes | Overvotes |
|---|---|---|---|---|---|---|---|---|---|---|---|---|---|---|
| Howell Township, Precinct 3 - HOW | 538 | 478 | 261 | 254 | 33 | 27 | 32 | 12 | 15 | 32 | 23 | 1705 | 319 | 0 |
| Iosco Township, Precinct 1 - FWL | 389 | 344 | 163 | 143 | 18 | 9 | 15 | 9 | 6 | 12 | 9 | 1117 | 259 | 1 |
| Iosco Township, Precinct 1 - SCS | 43 | 39 | 16 | 12 | 1 | 1 | 0 | 0 | 0 | 0 | 0 | 112 | 16 | 0 |
| Iosco Township, Precinct 2 - FWL | 364 | 330 | 153 | 145 | 20 | 17 | 14 | 1 | 11 | 28 | 25 | 1108 | 208 | 0 |
| Iosco Township, Precinct 2 - HOW | 171 | 160 | 106 | 97 | 15 | 14 | 5 | 0 | 1 | 15 | 9 | 593 | 121 | 1 |
| Marion Township, Precinct 1 | 822 | 733 | 392 | 360 | 45 | 24 | 20 | 11 | 12 | 45 | 34 | 2498 | 526 | 1 |
| Marion Township, Precinct 2 | 876 | 796 | 541 | 492 | 60 | 36 | 21 | 9 | 18 | 45 | 25 | 2919 | 449 | 0 |
| Marion Township, Precinct 3 | 587 | 562 | 337 | 307 | 37 | 19 | 11 | 3 | 11 | 23 | 17 | 1914 | 302 | 1 |
| Marion Township, Precinct 4 - HOW | 879 | 816 | 374 | 345 | 52 | 24 | 22 | 8 | 16 | 30 | 25 | 2591 | 475 | 1 |
| Marion Township, Precinct 4 - PCS | 13 | 12 | 21 | 18 | 2 | 0 | 0 | 0 | 0 | 3 | 2 | 71 | 9 | 0 |
| Oceola Township, Precinct 1 | 774 | 717 | 452 | 418 | 52 | 26 | 27 | 16 | 18 | 34 | 31 | 2565 | 449 | 1 |
| Oceola Township, Precinct 2 | 755 | 709 | 559 | 531 | 68 | 28 | 22 | 11 | 9 | 44 | 34 | 2770 | 534 | 4 |
| Oceola Township, Precinct 3 | 981 | 904 | 505 | 484 | 69 | 37 | 18 | 12 | 17 | 30 | 25 | 3082 | 524 | 0 |
| Oceola Township, Precinct 4 | 705 | 642 | 335 | 315 | 47 | 26 | 21 | 7 | 14 | 30 | 10 | 2152 | 370 | 2 |
| Oceola Township, Precinct 5 | 489 | 442 | 256 | 242 | 28 | 15 | 3 | 4 | 10 | 17 | 11 | 1517 | 247 | 1 |
| Putnam Township, Precinct 1 | 413 | 379 | 356 | 322 | 40 | 25 | 22 | 12 | 20 | 30 | 15 | 1634 | 270 | 0 |
| Putnam Township, Precinct 2 - HOW | 61 | 62 | 39 | 37 | 5 | 3 | 1 | 2 | 2 | 1 | 1 | 214 | 50 | 0 |

## Member of the State Board of Education - Vote for not more than 2

| Precinct | Absentee Voting Ballots Cast | Election Day Voting Ballots Cast | Total Ballots Cast | Registered Voters | Turnout Percentage |
|---|---|---|---|---|---|
| Howell Township, Precinct 3 - HOW | 297 | 715 | 1012 | 1718 | 58.91 % |
| Iosco Township, Precinct 1 - FWL | 0 | 689 | 689 | 1139 | 60.49 % |
| Iosco Township, Precinct 1 - SCS | 0 | 64 | 64 | 100 | 64.00 % |
| Iosco Township, Precinct 2 - FWL | 0 | 658 | 658 | 1055 | 62.37 % |
| Iosco Township, Precinct 2 - HOW | 0 | 358 | 358 | 547 | 65.45 % |
| Marion Township, Precinct 1 | 507 | 1006 | 1513 | 2199 | 68.80 % |
| Marion Township, Precinct 2 | 594 | 1090 | 1684 | 2393 | 70.37 % |
| Marion Township, Precinct 3 | 446 | 663 | 1109 | 1546 | 71.73 % |
| Marion Township, Precinct 4 - HOW | 557 | 977 | 1534 | 2168 | 70.76 % |
| Marion Township, Precinct 4 - PCS | 23 | 17 | 40 | 63 | 63.49 % |
| Oceola Township, Precinct 1 | 534 | 974 | 1508 | 2289 | 65.88 % |
| Oceola Township, Precinct 2 | 532 | 1124 | 1656 | 2499 | 66.27 % |
| Oceola Township, Precinct 3 | 550 | 1253 | 1803 | 2758 | 65.37 % |
| Oceola Township, Precinct 4 | 384 | 879 | 1263 | 1788 | 70.64 % |
| Oceola Township, Precinct 5 | 422 | 461 | 883 | 1189 | 74.26 % |
| Putnam Township, Precinct 1 | 289 | 663 | 952 | 1376 | 69.19 % |
| Putnam Township, Precinct 2 - HOW | 53 | 79 | 132 | 209 | 63.16 % |

## Member of the State Board of Education - Vote for not more than 2

| Precinct | Tami Carlone , REP | Richard Zeile , REP | Judith P. Pritchett , DEM | Tiffany Tilley , DEM | Scotty Boman , LIB | John J. Tatar , LIB | Karen Adams , UST | Douglas Levesque , UST | Sherry A. Wells , GRN | Mary Anne Hering , WCP | Logan R. Smith , WCP | Cast Votes | Undervotes | Overvotes |
|---|---|---|---|---|---|---|---|---|---|---|---|---|---|---|
| Putnam Township, Precinct 2 - PCS | 581 | 542 | 375 | 341 | 47 | 37 | 19 | 7 | 23 | 37 | 18 | 2027 | 375 | 2 |
| Putnam Township, Precinct 3 | 448 | 408 | 414 | 390 | 45 | 26 | 12 | 8 | 18 | 39 | 28 | 1836 | 304 | 1 |
| Putnam Township, Precinct 4 | 439 | 414 | 319 | 296 | 33 | 20 | 16 | 8 | 12 | 21 | 15 | 1593 | 251 | 1 |
| Tyrone Township, Precinct 1 | 666 | 630 | 445 | 415 | 40 | 30 | 23 | 9 | 8 | 41 | 30 | 2337 | 417 | 1 |
| Tyrone Township, Precinct 2 | 854 | 766 | 547 | 500 | 38 | 23 | 16 | 12 | 16 | 39 | 27 | 2838 | 406 | 3 |
| Tyrone Township, Precinct 3 | 767 | 710 | 441 | 419 | 57 | 25 | 28 | 8 | 13 | 36 | 22 | 2526 | 414 | 0 |
| Tyrone Township, Precinct 4 | 693 | 623 | 332 | 315 | 62 | 38 | 14 | 11 | 6 | 37 | 26 | 2157 | 383 | 1 |
| Unadilla Township, Precinct 1 - FWL | 65 | 55 | 29 | 30 | 7 | 5 | 2 | 1 | 0 | 4 | 2 | 200 | 52 | 0 |
| Unadilla Township, Precinct 1 - PCS | 90 | 78 | 39 | 40 | 4 | 0 | 3 | 2 | 4 | 2 | 0 | 262 | 52 | 0 |
| Unadilla Township, Precinct 1 - SCS | 591 | 525 | 444 | 403 | 56 | 23 | 24 | 15 | 29 | 59 | 46 | 2215 | 407 | 1 |
| **Totals** | **49437** | **45291** | **31442** | **29124** | **3459** | **2130** | **1398** | **651** | **1127** | **2402** | **1611** | **168072** | **29194** | **69** |

## Member of the State Board of Education - Vote for not more than 2

| Precinct | Absentee Voting Ballots Cast | Election Day Voting Ballots Cast | Total Ballots Cast | Registered Voters | Turnout Percentage |
|---|---|---|---|---|---|
| Putnam Township, Precinct 2 - PCS | 424 | 779 | 1203 | 1777 | 67.70 % |
| Putnam Township, Precinct 3 | 256 | 815 | 1071 | 1628 | 65.79 % |
| Putnam Township, Precinct 4 | 344 | 579 | 923 | 1261 | 73.20 % |
| Tyrone Township, Precinct 1 | 473 | 905 | 1378 | 2350 | 58.64 % |
| Tyrone Township, Precinct 2 | 596 | 1029 | 1625 | 2314 | 70.22 % |
| Tyrone Township, Precinct 3 | 506 | 964 | 1470 | 2192 | 67.06 % |
| Tyrone Township, Precinct 4 | 400 | 871 | 1271 | 2034 | 62.49 % |
| Unadilla Township, Precinct 1 - FWL | 0 | 126 | 126 | 170 | 74.12 % |
| Unadilla Township, Precinct 1 - PCS | 0 | 157 | 157 | 262 | 59.92 % |
| Unadilla Township, Precinct 1 - SCS | 0 | 1312 | 1312 | 2107 | 62.27 % |
| **Totals** | **31341** | **67361** | **98702** | **147839** | **66.76 %** |

## Regent of the University of Michigan - Vote for not more than 2

| Precinct | Andrea Fischer Newman , REP | Andrew Richner , REP | Jordan Acker , DEM | Paul Brown , DEM | James Lewis Hudler , LIB | John Jascob , LIB | Joe Sanger , UST | Crystal Van Sickle , UST | Kevin A. Graves , GRN | Marge Katchmark Sallows , NLP | Cast Votes | Undervotes | Overvotes | Absentee Voting Ballots Cast |
|---|---|---|---|---|---|---|---|---|---|---|---|---|---|---|
| City of Brighton, Precinct 1 | 425 | 404 | 447 | 424 | 28 | 33 | 10 | 14 | 18 | 6 | 1809 | 393 | 1 | 392 |
| City of Brighton, Precinct 2 | 355 | 327 | 313 | 295 | 22 | 29 | 14 | 15 | 12 | 9 | 1391 | 345 | 0 | 316 |
| City of Brighton, Precinct 3 | 505 | 462 | 435 | 420 | 31 | 30 | 25 | 31 | 19 | 8 | 1966 | 412 | 0 | 409 |
| City of Brighton, Precinct 4 | 470 | 452 | 312 | 305 | 10 | 14 | 5 | 8 | 14 | 3 | 1593 | 307 | 2 | 491 |
| City of Howell, Precinct 1 | 633 | 597 | 467 | 431 | 29 | 31 | 12 | 36 | 29 | 16 | 2281 | 537 | 3 | 416 |
| City of Howell, Precinct 2 | 393 | 341 | 409 | 367 | 43 | 42 | 17 | 29 | 15 | 11 | 1667 | 491 | 0 | 224 |
| City of Howell, Precinct 3 | 693 | 611 | 459 | 442 | 41 | 38 | 25 | 35 | 36 | 28 | 2408 | 696 | 0 | 431 |
| Brighton Charter Township, Precinct 1 | 703 | 664 | 323 | 325 | 29 | 32 | 20 | 22 | 13 | 8 | 2139 | 493 | 1 | 527 |
| Brighton Charter Township, Precinct 2 | 479 | 456 | 275 | 271 | 16 | 20 | 7 | 16 | 15 | 5 | 1560 | 352 | 0 | 340 |
| Brighton Charter Township, Precinct 3 | 614 | 584 | 368 | 344 | 24 | 23 | 13 | 21 | 15 | 17 | 2023 | 427 | 0 | 492 |
| Brighton Charter Township, Precinct 4 | 510 | 467 | 270 | 258 | 25 | 26 | 12 | 16 | 17 | 9 | 1610 | 378 | 1 | 352 |
| Brighton Charter Township, Precinct 5 | 294 | 273 | 203 | 191 | 13 | 16 | 8 | 11 | 7 | 6 | 1022 | 274 | 0 | 164 |
| Brighton Charter Township, Precinct 6 | 780 | 729 | 446 | 419 | 37 | 28 | 20 | 26 | 16 | 7 | 2508 | 612 | 2 | 487 |
| Brighton Charter Township, Precinct 7 | 699 | 652 | 349 | 318 | 19 | 21 | 13 | 21 | 23 | 15 | 2130 | 498 | 0 | 477 |
| Brighton Charter Township, Precinct 8 | 473 | 432 | 235 | 224 | 22 | 22 | 6 | 9 | 9 | 7 | 1439 | 317 | 0 | 338 |
| Brighton Charter Township, Precinct 9 | 941 | 906 | 525 | 511 | 31 | 37 | 15 | 30 | 19 | 20 | 3035 | 585 | 1 | 701 |
| Cohoctah Township, Precinct 1 - BYR | 167 | 156 | 82 | 72 | 8 | 7 | 9 | 11 | 7 | 5 | 524 | 136 | 0 | 0 |

## Regent of the University of Michigan - Vote for not more than 2

| Precinct | Election Day Voting Ballots Cast | Total Ballots Cast | Registered Voters | Turnout Percentage |
|---|---|---|---|---|
| City of Brighton, Precinct 1 | 710 | 1102 | 1785 | 61.74 % |
| City of Brighton, Precinct 2 | 552 | 868 | 1425 | 60.91 % |
| City of Brighton, Precinct 3 | 780 | 1189 | 1603 | 74.17 % |
| City of Brighton, Precinct 4 | 461 | 952 | 1184 | 80.41 % |
| City of Howell, Precinct 1 | 996 | 1412 | 2355 | 59.96 % |
| City of Howell, Precinct 2 | 855 | 1079 | 2136 | 50.51 % |
| City of Howell, Precinct 3 | 1121 | 1552 | 2491 | 62.30 % |
| Brighton Charter Township, Precinct 1 | 790 | 1317 | 1763 | 74.70 % |
| Brighton Charter Township, Precinct 2 | 616 | 956 | 1527 | 62.61 % |
| Brighton Charter Township, Precinct 3 | 733 | 1225 | 1598 | 76.66 % |
| Brighton Charter Township, Precinct 4 | 643 | 995 | 1465 | 67.92 % |
| Brighton Charter Township, Precinct 5 | 484 | 648 | 1010 | 64.16 % |
| Brighton Charter Township, Precinct 6 | 1075 | 1562 | 2181 | 71.62 % |
| Brighton Charter Township, Precinct 7 | 837 | 1314 | 1840 | 71.41 % |
| Brighton Charter Township, Precinct 8 | 540 | 878 | 1208 | 72.68 % |
| Brighton Charter Township, Precinct 9 | 1110 | 1811 | 2526 | 71.69 % |
| Cohoctah Township, Precinct 1 - BYR | 330 | 330 | 524 | 62.98 % |

## Regent of the University of Michigan - Vote for not more than 2

| Precinct | Andrea Fischer Newman , REP | Andrew Richner , REP | Jordan Acker , DEM | Paul Brown , DEM | James Lewis Hudler , LIB | John Jascob , LIB | Joe Sanger , UST | Crystal Van Sickle , UST | Kevin A. Graves , GRN | Marge Katchmark Sallows , NLP | Cast Votes | Undervotes | Overvotes | Absentee Voting Ballots Cast |
|---|---|---|---|---|---|---|---|---|---|---|---|---|---|---|
| Cohoctah Township, Precinct 1 - FWL | 267 | 259 | 104 | 101 | 10 | 10 | 13 | 16 | 5 | 11 | 796 | 242 | 0 | 0 |
| Cohoctah Township, Precinct 1 - HOW | 421 | 403 | 168 | 164 | 14 | 20 | 17 | 14 | 8 | 8 | 1237 | 365 | 0 | 0 |
| Conway Township, Precinct 1 - BYR | 33 | 26 | 10 | 8 | 0 | 0 | 0 | 0 | 0 | 0 | 77 | 17 | 0 | 0 |
| Conway Township, Precinct 1 - FWL | 786 | 735 | 369 | 330 | 29 | 27 | 30 | 38 | 22 | 15 | 2381 | 645 | 0 | 0 |
| Conway Township, Precinct 1 - MOR | 22 | 21 | 7 | 7 | 1 | 1 | 2 | 1 | 0 | 0 | 62 | 10 | 0 | 0 |
| Conway Township, Precinct 1 - WEB | 17 | 14 | 13 | 10 | 1 | 0 | 2 | 2 | 1 | 1 | 61 | 9 | 0 | 0 |
| Deerfield Township, Precinct 1 - HAR | 307 | 288 | 138 | 137 | 12 | 13 | 1 | 7 | 11 | 3 | 917 | 215 | 0 | 199 |
| Deerfield Township, Precinct 1 - LIN | 233 | 215 | 135 | 143 | 14 | 13 | 8 | 11 | 4 | 6 | 782 | 150 | 1 | 156 |
| Deerfield Township, Precinct 2 - BYR | 4 | 5 | 5 | 2 | 0 | 0 | 0 | 0 | 2 | 0 | 18 | 10 | 0 | 5 |
| Deerfield Township, Precinct 2 - HAR | 305 | 290 | 94 | 102 | 12 | 12 | 10 | 13 | 10 | 7 | 855 | 169 | 0 | 120 |
| Deerfield Township, Precinct 2 - HOW | 288 | 266 | 127 | 113 | 13 | 11 | 10 | 16 | 9 | 2 | 855 | 221 | 0 | 185 |
| Deerfield Township, Precinct 2 - LIN | 42 | 36 | 19 | 18 | 4 | 4 | 2 | 1 | 1 | 0 | 127 | 29 | 0 | 18 |
| Genoa Charter Township, Precinct 1 | 597 | 555 | 399 | 369 | 26 | 29 | 12 | 17 | 16 | 13 | 2033 | 411 | 0 | 366 |
| Genoa Charter Township, Precinct 2 | 245 | 237 | 161 | 145 | 14 | 15 | 3 | 9 | 7 | 7 | 843 | 183 | 0 | 125 |
| Genoa Charter Township, Precinct 3 | 562 | 522 | 335 | 334 | 30 | 30 | 12 | 21 | 17 | 14 | 1877 | 419 | 0 | 443 |

## Regent of the University of Michigan - Vote for not more than 2

| Precinct | Election Day Voting Ballots Cast | Total Ballots Cast | Registered Voters | Turnout Percentage |
|---|---|---|---|---|
| Cohoctah Township, Precinct 1 - FWL | 519 | 519 | 822 | 63.14 % |
| Cohoctah Township, Precinct 1 - HOW | 801 | 801 | 1233 | 64.96 % |
| Conway Township, Precinct 1 - BYR | 47 | 47 | 78 | 60.26 % |
| Conway Township, Precinct 1 - FWL | 1513 | 1513 | 2368 | 63.89 % |
| Conway Township, Precinct 1 - MOR | 36 | 36 | 52 | 69.23 % |
| Conway Township, Precinct 1 - WEB | 35 | 35 | 79 | 44.30 % |
| Deerfield Township, Precinct 1 - HAR | 367 | 566 | 837 | 67.62 % |
| Deerfield Township, Precinct 1 - LIN | 311 | 467 | 756 | 61.77 % |
| Deerfield Township, Precinct 2 - BYR | 9 | 14 | 30 | 46.67 % |
| Deerfield Township, Precinct 2 - HAR | 392 | 512 | 767 | 66.75 % |
| Deerfield Township, Precinct 2 - HOW | 353 | 538 | 842 | 63.90 % |
| Deerfield Township, Precinct 2 - LIN | 60 | 78 | 128 | 60.94 % |
| Genoa Charter Township, Precinct 1 | 856 | 1222 | 1933 | 63.22 % |
| Genoa Charter Township, Precinct 2 | 388 | 513 | 930 | 55.16 % |
| Genoa Charter Township, Precinct 3 | 705 | 1148 | 1875 | 61.23 % |

## Regent of the University of Michigan - Vote for not more than 2

| Precinct | Andrea Fischer Newman , REP | Andrew Richner , REP | Jordan Acker , DEM | Paul Brown , DEM | James Lewis Hudler , LIB | John Jascob , LIB | Joe Sanger , UST | Crystal Van Sickle , UST | Kevin A. Graves , GRN | Marge Katchmark Sallows , NLP | Cast Votes | Undervotes | Overvotes | Absentee Voting Ballots Cast |
|---|---|---|---|---|---|---|---|---|---|---|---|---|---|---|
| Genoa Charter Township, Precinct 4 | 455 | 439 | 354 | 333 | 25 | 26 | 9 | 16 | 10 | 13 | 1680 | 346 | 1 | 371 |
| Genoa Charter Township, Precinct 5 | 372 | 355 | 168 | 157 | 20 | 16 | 15 | 10 | 10 | 7 | 1130 | 256 | 0 | 214 |
| Genoa Charter Township, Precinct 6 | 1008 | 949 | 447 | 436 | 33 | 37 | 13 | 20 | 19 | 16 | 2978 | 472 | 0 | 890 |
| Genoa Charter Township, Precinct 7 | 341 | 316 | 188 | 172 | 27 | 23 | 7 | 5 | 16 | 11 | 1106 | 216 | 1 | 261 |
| Genoa Charter Township, Precinct 8 | 612 | 591 | 275 | 264 | 8 | 10 | 7 | 7 | 13 | 7 | 1794 | 280 | 0 | 476 |
| Genoa Charter Township, Precinct 9 | 518 | 509 | 266 | 261 | 19 | 22 | 12 | 16 | 14 | 9 | 1646 | 344 | 0 | 403 |
| Genoa Charter Township, Precinct 10 | 580 | 539 | 279 | 256 | 14 | 16 | 19 | 23 | 21 | 9 | 1756 | 376 | 0 | 420 |
| Genoa Charter Township, Precinct 11 | 196 | 196 | 132 | 121 | 12 | 9 | 5 | 12 | 16 | 11 | 710 | 192 | 0 | 120 |
| Genoa Charter Township, Precinct 12 | 73 | 67 | 29 | 27 | 3 | 2 | 3 | 2 | 0 | 0 | 206 | 36 | 0 | 29 |
| Genoa Charter Township, Precinct 13 | 215 | 196 | 153 | 140 | 5 | 8 | 10 | 12 | 6 | 3 | 748 | 178 | 0 | 188 |
| Green Oak Charter Township, Precinct 1 | 604 | 567 | 408 | 410 | 34 | 32 | 10 | 26 | 19 | 18 | 2128 | 504 | 0 | 450 |
| Green Oak Charter Township, Precinct 2 | 449 | 430 | 356 | 326 | 25 | 30 | 17 | 23 | 19 | 19 | 1694 | 394 | 0 | 268 |
| Green Oak Charter Township, Precinct 3 - BAS | 151 | 137 | 73 | 70 | 10 | 11 | 8 | 9 | 1 | 2 | 472 | 76 | 1 | 75 |
| Green Oak Charter Township, Precinct 3 - SLCS | 103 | 98 | 70 | 68 | 5 | 5 | 4 | 6 | 9 | 6 | 374 | 76 | 1 | 48 |
| Green Oak Charter Township, Precinct 3 - WLPS | 363 | 331 | 313 | 302 | 23 | 20 | 15 | 19 | 14 | 8 | 1408 | 242 | 0 | 308 |

## Regent of the University of Michigan - Vote for not more than 2

| Precinct | Election Day Voting Ballots Cast | Total Ballots Cast | Registered Voters | Turnout Percentage |
|---|---|---|---|---|
| Genoa Charter Township, Precinct 4 | 643 | 1014 | 1402 | 72.33 % |
| Genoa Charter Township, Precinct 5 | 479 | 693 | 980 | 70.71 % |
| Genoa Charter Township, Precinct 6 | 835 | 1725 | 2335 | 73.88 % |
| Genoa Charter Township, Precinct 7 | 401 | 662 | 914 | 72.43 % |
| Genoa Charter Township, Precinct 8 | 561 | 1037 | 1360 | 76.25 % |
| Genoa Charter Township, Precinct 9 | 592 | 995 | 1530 | 65.03 % |
| Genoa Charter Township, Precinct 10 | 646 | 1066 | 1558 | 68.42 % |
| Genoa Charter Township, Precinct 11 | 331 | 451 | 708 | 63.70 % |
| Genoa Charter Township, Precinct 12 | 92 | 121 | 157 | 77.07 % |
| Genoa Charter Township, Precinct 13 | 275 | 463 | 761 | 60.84 % |
| Green Oak Charter Township, Precinct 1 | 866 | 1316 | 2132 | 61.73 % |
| Green Oak Charter Township, Precinct 2 | 776 | 1044 | 1591 | 65.62 % |
| Green Oak Charter Township, Precinct 3 - BAS | 200 | 275 | 389 | 70.69 % |
| Green Oak Charter Township, Precinct 3 - SLCS | 178 | 226 | 323 | 69.97 % |
| Green Oak Charter Township, Precinct 3 - WLPS | 517 | 825 | 1352 | 61.02 % |

## Regent of the University of Michigan - Vote for not more than 2

| Precinct | Andrea Fischer Newman , REP | Andrew Richner , REP | Jordan Acker , DEM | Paul Brown , DEM | James Lewis Hudler , LIB | John Jascob , LIB | Joe Sanger , UST | Crystal Van Sickle , UST | Kevin A. Graves , GRN | Marge Katchmark Sallows , NLP | Cast Votes | Undervotes | Overvotes | Absentee Voting Ballots Cast |
|---|---|---|---|---|---|---|---|---|---|---|---|---|---|---|
| Green Oak Charter Township, Precinct 4 - BAS | 104 | 102 | 54 | 55 | 4 | 4 | 2 | 2 | 2 | 3 | 332 | 64 | 0 | 80 |
| Green Oak Charter Township, Precinct 4 - SLCS | 624 | 559 | 366 | 350 | 41 | 41 | 18 | 27 | 16 | 6 | 2048 | 470 | 2 | 443 |
| Green Oak Charter Township, Precinct 5 - BAS | 625 | 567 | 366 | 340 | 21 | 17 | 10 | 24 | 14 | 9 | 1993 | 433 | 0 | 471 |
| Green Oak Charter Township, Precinct 5 - SLCS | 0 | 0 | 2 | 2 | 0 | 0 | 0 | 0 | 0 | 0 | 4 | 0 | 0 | 2 |
| Green Oak Charter Township, Precinct 6 | 715 | 668 | 409 | 362 | 28 | 31 | 14 | 21 | 17 | 15 | 2280 | 462 | 2 | 606 |
| Green Oak Charter Township, Precinct 7 | 312 | 286 | 230 | 221 | 15 | 17 | 12 | 21 | 20 | 8 | 1142 | 236 | 0 | 245 |
| Green Oak Charter Township, Precinct 8 - BAS | 475 | 456 | 280 | 262 | 26 | 27 | 9 | 24 | 21 | 14 | 1594 | 344 | 0 | 289 |
| Green Oak Charter Township, Precinct 8 - WLPS | 42 | 35 | 36 | 34 | 4 | 3 | 0 | 2 | 1 | 1 | 158 | 24 | 0 | 32 |
| Green Oak Charter Township, Precinct 9 - BAS | 159 | 149 | 92 | 80 | 17 | 17 | 5 | 11 | 4 | 5 | 539 | 99 | 0 | 112 |
| Green Oak Charter Township, Precinct 9 - SLCS | 222 | 211 | 127 | 128 | 6 | 7 | 8 | 8 | 9 | 2 | 728 | 202 | 0 | 193 |
| Hamburg Township, Precinct 1 | 981 | 940 | 587 | 574 | 45 | 49 | 23 | 29 | 26 | 26 | 3280 | 670 | 1 | 680 |
| Hamburg Township, Precinct 2 | 675 | 624 | 529 | 493 | 25 | 25 | 23 | 27 | 26 | 13 | 2460 | 542 | 0 | 422 |
| Hamburg Township, Precinct 3 | 741 | 684 | 569 | 549 | 25 | 33 | 28 | 45 | 34 | 18 | 2726 | 700 | 0 | 605 |
| Hamburg Township, Precinct 4 - DEX | 311 | 279 | 281 | 264 | 14 | 10 | 5 | 7 | 8 | 6 | 1185 | 247 | 0 | 241 |
| Hamburg Township, Precinct 4 - PCS | 377 | 342 | 321 | 300 | 19 | 20 | 19 | 24 | 16 | 8 | 1446 | 370 | 0 | 356 |
| Hamburg Township, Precinct 5 | 590 | 543 | 434 | 436 | 30 | 38 | 8 | 37 | 23 | 14 | 2153 | 475 | 2 | 406 |

## Regent of the University of Michigan - Vote for not more than 2

| Precinct | Election Day Voting Ballots Cast | Total Ballots Cast | Registered Voters | Turnout Percentage |
|---|---|---|---|---|
| Green Oak Charter Township, Precinct 4 - BAS | 118 | 198 | 293 | 67.58 % |
| Green Oak Charter Township, Precinct 4 - SLCS | 818 | 1261 | 1776 | 71.00 % |
| Green Oak Charter Township, Precinct 5 - BAS | 742 | 1213 | 1753 | 69.20 % |
| Green Oak Charter Township, Precinct 5 - SLCS | 0 | 2 | 2 | 100.00 % |
| Green Oak Charter Township, Precinct 6 | 767 | 1373 | 1936 | 70.92 % |
| Green Oak Charter Township, Precinct 7 | 444 | 689 | 1088 | 63.33 % |
| Green Oak Charter Township, Precinct 8 - BAS | 680 | 969 | 1378 | 70.32 % |
| Green Oak Charter Township, Precinct 8 - WLPS | 59 | 91 | 146 | 62.33 % |
| Green Oak Charter Township, Precinct 9 - BAS | 207 | 319 | 435 | 73.33 % |
| Green Oak Charter Township, Precinct 9 - SLCS | 272 | 465 | 635 | 73.23 % |
| Hamburg Township, Precinct 1 | 1296 | 1976 | 2803 | 70.50 % |
| Hamburg Township, Precinct 2 | 1079 | 1501 | 2095 | 71.65 % |
| Hamburg Township, Precinct 3 | 1108 | 1713 | 2421 | 70.76 % |
| Hamburg Township, Precinct 4 - DEX | 475 | 716 | 939 | 76.25 % |
| Hamburg Township, Precinct 4 - PCS | 552 | 908 | 1266 | 71.72 % |
| Hamburg Township, Precinct 5 | 910 | 1316 | 1978 | 66.53 % |

## Regent of the University of Michigan - Vote for not more than 2

| Precinct | Andrea Fischer Newman , REP | Andrew Richner , REP | Jordan Acker , DEM | Paul Brown , DEM | James Lewis Hudler , LIB | John Jascob , LIB | Joe Sanger , UST | Crystal Van Sickle , UST | Kevin A. Graves , GRN | Marge Katchmark Sallows , NLP | Cast Votes | Undervotes | Overvotes | Absentee Voting Ballots Cast |
|---|---|---|---|---|---|---|---|---|---|---|---|---|---|---|
| Hamburg Township, Precinct 6 | 881 | 787 | 656 | 641 | 38 | 47 | 17 | 31 | 32 | 15 | 3145 | 623 | 0 | 745 |
| Hamburg Township, Precinct 7 | 509 | 480 | 422 | 395 | 29 | 30 | 14 | 19 | 25 | 12 | 1935 | 355 | 0 | 383 |
| Hamburg Township, Precinct 8 | 399 | 374 | 320 | 307 | 33 | 22 | 13 | 17 | 23 | 19 | 1527 | 345 | 0 | 230 |
| Handy Township, Precinct 1 - FWL | 455 | 436 | 243 | 227 | 19 | 18 | 14 | 22 | 19 | 10 | 1463 | 421 | 0 | 197 |
| Handy Township, Precinct 1 - HOW | 3 | 5 | 1 | 2 | 0 | 0 | 0 | 0 | 0 | 0 | 11 | 3 | 0 | 1 |
| Handy Township, Precinct 1 - WEB | 4 | 4 | 2 | 2 | 0 | 0 | 0 | 0 | 0 | 0 | 12 | 2 | 0 | 0 |
| Handy Township, Precinct 2 | 489 | 432 | 287 | 275 | 25 | 35 | 22 | 40 | 25 | 17 | 1647 | 495 | 2 | 231 |
| Handy Township, Precinct 3 - FWL | 670 | 598 | 364 | 327 | 26 | 26 | 20 | 41 | 24 | 21 | 2117 | 613 | 0 | 267 |
| Handy Township, Precinct 3 - WEB | 20 | 17 | 7 | 8 | 1 | 0 | 1 | 0 | 0 | 0 | 54 | 4 | 0 | 12 |
| Hartland Township, Precinct 1 | 847 | 805 | 431 | 408 | 27 | 35 | 20 | 33 | 11 | 14 | 2631 | 605 | 0 | 611 |
| Hartland Township, Precinct 2 | 838 | 793 | 435 | 405 | 36 | 27 | 15 | 18 | 15 | 13 | 2595 | 577 | 0 | 377 |
| Hartland Township, Precinct 3 | 865 | 807 | 462 | 420 | 56 | 55 | 38 | 38 | 27 | 20 | 2788 | 628 | 0 | 626 |
| Hartland Township, Precinct 4 | 808 | 730 | 370 | 343 | 38 | 38 | 16 | 31 | 19 | 12 | 2405 | 497 | 1 | 425 |
| Hartland Township, Precinct 5 | 626 | 574 | 286 | 271 | 29 | 25 | 13 | 21 | 23 | 20 | 1888 | 446 | 0 | 393 |
| Howell Township, Precinct 1 - FWL | 71 | 63 | 49 | 37 | 2 | 2 | 6 | 7 | 5 | 2 | 244 | 62 | 0 | 44 |
| Howell Township, Precinct 1 - HOW | 525 | 497 | 291 | 268 | 30 | 27 | 14 | 32 | 18 | 19 | 1721 | 417 | 1 | 356 |
| Howell Township, Precinct 2 | 654 | 617 | 370 | 319 | 30 | 28 | 21 | 34 | 14 | 10 | 2097 | 583 | 0 | 378 |
| Howell Township, Precinct 3 - FWL | 3 | 1 | 1 | 1 | 0 | 0 | 0 | 0 | 0 | 0 | 6 | 2 | 0 | 0 |

## Regent of the University of Michigan - Vote for not more than 2

| Precinct | Election Day Voting Ballots Cast | Total Ballots Cast | Registered Voters | Turnout Percentage |
|---|---|---|---|---|
| Hamburg Township, Precinct 6 | 1139 | 1884 | 2666 | 70.67 % |
| Hamburg Township, Precinct 7 | 762 | 1145 | 1532 | 74.74 % |
| Hamburg Township, Precinct 8 | 706 | 936 | 1348 | 69.44 % |
| Handy Township, Precinct 1 - FWL | 745 | 942 | 1575 | 59.81 % |
| Handy Township, Precinct 1 - HOW | 6 | 7 | 10 | 70.00 % |
| Handy Township, Precinct 1 - WEB | 7 | 7 | 7 | 100.00 % |
| Handy Township, Precinct 2 | 842 | 1073 | 2065 | 51.96 % |
| Handy Township, Precinct 3 - FWL | 1098 | 1365 | 2351 | 58.06 % |
| Handy Township, Precinct 3 - WEB | 17 | 29 | 34 | 85.29 % |
| Hartland Township, Precinct 1 | 1007 | 1618 | 2259 | 71.62 % |
| Hartland Township, Precinct 2 | 1209 | 1586 | 2507 | 63.26 % |
| Hartland Township, Precinct 3 | 1082 | 1708 | 2737 | 62.40 % |
| Hartland Township, Precinct 4 | 1027 | 1452 | 2203 | 65.91 % |
| Hartland Township, Precinct 5 | 774 | 1167 | 1724 | 67.69 % |
| Howell Township, Precinct 1 - FWL | 109 | 153 | 261 | 58.62 % |
| Howell Township, Precinct 1 - HOW | 714 | 1070 | 1646 | 65.01 % |
| Howell Township, Precinct 2 | 962 | 1340 | 1992 | 67.27 % |
| Howell Township, Precinct 3 - FWL | 4 | 4 | 4 | 100.00 % |

## Regent of the University of Michigan - Vote for not more than 2

| Precinct | Andrea Fischer Newman , REP | Andrew Richner , REP | Jordan Acker , DEM | Paul Brown , DEM | James Lewis Hudler , LIB | John Jascob , LIB | Joe Sanger , UST | Crystal Van Sickle , UST | Kevin A. Graves , GRN | Marge Katchmark Sallows , NLP | Cast Votes | Undervotes | Overvotes | Absentee Voting Ballots Cast |
|---|---|---|---|---|---|---|---|---|---|---|---|---|---|---|
| Howell Township, Precinct 3 - HOW | 509 | 496 | 267 | 231 | 19 | 32 | 21 | 39 | 19 | 15 | 1648 | 374 | 1 | 297 |
| Iosco Township, Precinct 1 - FWL | 379 | 354 | 145 | 135 | 14 | 13 | 10 | 21 | 3 | 4 | 1078 | 300 | 0 | 0 |
| Iosco Township, Precinct 1 - SCS | 39 | 40 | 15 | 12 | 0 | 2 | 2 | 2 | 1 | 1 | 114 | 14 | 0 | 0 |
| Iosco Township, Precinct 2 - FWL | 347 | 334 | 145 | 132 | 13 | 14 | 9 | 16 | 20 | 12 | 1042 | 274 | 0 | 0 |
| Iosco Township, Precinct 2 - HOW | 170 | 166 | 93 | 88 | 13 | 14 | 6 | 6 | 4 | 2 | 562 | 154 | 0 | 0 |
| Marion Township, Precinct 1 | 789 | 734 | 352 | 335 | 28 | 33 | 20 | 32 | 22 | 13 | 2358 | 668 | 0 | 507 |
| Marion Township, Precinct 2 | 854 | 788 | 486 | 460 | 40 | 40 | 24 | 36 | 20 | 20 | 2768 | 600 | 0 | 594 |
| Marion Township, Precinct 3 | 588 | 534 | 308 | 289 | 22 | 18 | 16 | 24 | 10 | 9 | 1818 | 400 | 0 | 446 |
| Marion Township, Precinct 4 - HOW | 817 | 813 | 340 | 327 | 27 | 37 | 20 | 33 | 19 | 19 | 2452 | 616 | 0 | 557 |
| Marion Township, Precinct 4 - PCS | 13 | 13 | 18 | 18 | 1 | 1 | 1 | 2 | 0 | 1 | 68 | 12 | 0 | 23 |
| Oceola Township, Precinct 1 | 789 | 725 | 403 | 385 | 35 | 34 | 31 | 42 | 14 | 14 | 2472 | 542 | 1 | 534 |
| Oceola Township, Precinct 2 | 750 | 711 | 524 | 485 | 31 | 40 | 22 | 42 | 19 | 17 | 2641 | 669 | 1 | 532 |
| Oceola Township, Precinct 3 | 945 | 904 | 463 | 442 | 42 | 41 | 31 | 37 | 19 | 10 | 2934 | 670 | 1 | 550 |
| Oceola Township, Precinct 4 | 670 | 637 | 293 | 288 | 28 | 30 | 26 | 31 | 15 | 12 | 2030 | 494 | 1 | 384 |
| Oceola Township, Precinct 5 | 480 | 446 | 237 | 224 | 19 | 17 | 6 | 16 | 7 | 7 | 1459 | 307 | 0 | 422 |
| Putnam Township, Precinct 1 | 429 | 378 | 337 | 310 | 26 | 23 | 23 | 28 | 19 | 9 | 1582 | 318 | 2 | 289 |
| Putnam Township, Precinct 2 - HOW | 63 | 61 | 37 | 35 | 3 | 2 | 2 | 2 | 0 | 0 | 205 | 59 | 0 | 53 |

## Regent of the University of Michigan - Vote for not more than 2

| Precinct | Election Day Voting Ballots Cast | Total Ballots Cast | Registered Voters | Turnout Percentage |
|---|---|---|---|---|
| Howell Township, Precinct 3 - HOW | 715 | 1012 | 1718 | 58.91 % |
| Iosco Township, Precinct 1 - FWL | 689 | 689 | 1139 | 60.49 % |
| Iosco Township, Precinct 1 - SCS | 64 | 64 | 100 | 64.00 % |
| Iosco Township, Precinct 2 - FWL | 658 | 658 | 1055 | 62.37 % |
| Iosco Township, Precinct 2 - HOW | 358 | 358 | 547 | 65.45 % |
| Marion Township, Precinct 1 | 1006 | 1513 | 2199 | 68.80 % |
| Marion Township, Precinct 2 | 1090 | 1684 | 2393 | 70.37 % |
| Marion Township, Precinct 3 | 663 | 1109 | 1546 | 71.73 % |
| Marion Township, Precinct 4 - HOW | 977 | 1534 | 2168 | 70.76 % |
| Marion Township, Precinct 4 - PCS | 17 | 40 | 63 | 63.49 % |
| Oceola Township, Precinct 1 | 974 | 1508 | 2289 | 65.88 % |
| Oceola Township, Precinct 2 | 1124 | 1656 | 2499 | 66.27 % |
| Oceola Township, Precinct 3 | 1253 | 1803 | 2758 | 65.37 % |
| Oceola Township, Precinct 4 | 879 | 1263 | 1788 | 70.64 % |
| Oceola Township, Precinct 5 | 461 | 883 | 1189 | 74.26 % |
| Putnam Township, Precinct 1 | 663 | 952 | 1376 | 69.19 % |
| Putnam Township, Precinct 2 - HOW | 79 | 132 | 209 | 63.16 % |

## Regent of the University of Michigan - Vote for not more than 2

| Precinct | Andrea Fischer Newman , REP | Andrew Richner , REP | Jordan Acker , DEM | Paul Brown , DEM | James Lewis Hudler , LIB | John Jascob , LIB | Joe Sanger , UST | Crystal Van Sickle , UST | Kevin A. Graves , GRN | Marge Katchmark Sallows , NLP | Cast Votes | Undervotes | Overvotes | Absentee Voting Ballots Cast |
|---|---|---|---|---|---|---|---|---|---|---|---|---|---|---|
| Putnam Township, Precinct 2 - PCS | 574 | 552 | 348 | 321 | 37 | 35 | 16 | 27 | 24 | 14 | 1948 | 458 | 0 | 424 |
| Putnam Township, Precinct 3 | 437 | 396 | 376 | 348 | 41 | 39 | 11 | 26 | 36 | 11 | 1721 | 419 | 1 | 256 |
| Putnam Township, Precinct 4 | 447 | 416 | 303 | 275 | 20 | 28 | 16 | 21 | 16 | 10 | 1552 | 292 | 1 | 344 |
| Tyrone Township, Precinct 1 | 662 | 620 | 401 | 383 | 22 | 30 | 26 | 32 | 24 | 11 | 2211 | 545 | 0 | 473 |
| Tyrone Township, Precinct 2 | 845 | 779 | 498 | 460 | 27 | 27 | 31 | 31 | 34 | 17 | 2749 | 501 | 0 | 596 |
| Tyrone Township, Precinct 3 | 749 | 700 | 401 | 385 | 33 | 30 | 24 | 41 | 19 | 17 | 2399 | 541 | 0 | 506 |
| Tyrone Township, Precinct 4 | 669 | 642 | 285 | 274 | 41 | 49 | 23 | 42 | 13 | 22 | 2060 | 480 | 1 | 400 |
| Unadilla Township, Precinct 1 - FWL | 68 | 59 | 25 | 24 | 4 | 2 | 2 | 3 | 2 | 1 | 190 | 62 | 0 | 0 |
| Unadilla Township, Precinct 1 - PCS | 82 | 75 | 36 | 39 | 1 | 2 | 4 | 7 | 4 | 2 | 252 | 62 | 0 | 0 |
| Unadilla Township, Precinct 1 - SCS | 590 | 558 | 400 | 397 | 36 | 31 | 27 | 39 | 32 | 23 | 2133 | 491 | 0 | 0 |
| **Totals** | **48677** | **45501** | **28729** | **27151** | **2233** | **2319** | **1385** | **2094** | **1516** | **1051** | **160656** | **36674** | **37** | **31341** |

## Regent of the University of Michigan - Vote for not more than 2

| Precinct | Election Day Voting Ballots Cast | Total Ballots Cast | Registered Voters | Turnout Percentage |
|---|---|---|---|---|
| Putnam Township, Precinct 2 - PCS | 779 | 1203 | 1777 | 67.70 % |
| Putnam Township, Precinct 3 | 815 | 1071 | 1628 | 65.79 % |
| Putnam Township, Precinct 4 | 579 | 923 | 1261 | 73.20 % |
| Tyrone Township, Precinct 1 | 905 | 1378 | 2350 | 58.64 % |
| Tyrone Township, Precinct 2 | 1029 | 1625 | 2314 | 70.22 % |
| Tyrone Township, Precinct 3 | 964 | 1470 | 2192 | 67.06 % |
| Tyrone Township, Precinct 4 | 871 | 1271 | 2034 | 62.49 % |
| Unadilla Township, Precinct 1 - FWL | 126 | 126 | 170 | 74.12 % |
| Unadilla Township, Precinct 1 - PCS | 157 | 157 | 262 | 59.92 % |
| Unadilla Township, Precinct 1 - SCS | 1312 | 1312 | 2107 | 62.27 % |
| **Totals** | **67361** | **98702** | **147839** | **66.76 %** |

## Trustee of Michigan State University - Vote for not more than 2

| Precinct | Dave Dutch , REP | Mike Miller , REP | Brianna T. Scott , DEM | Kelly Charron Tebay , DEM | Bruce Campbell , LIB | Tim Orzechowski , LIB | Janet M. Sanger , UST | John Paul Sanger , UST | Aaron Mariasy , GRN | Bridgette R. Abraham-Guzman , NLP | David Mott (W) | Cast Votes | Undervotes | Overvotes |
|---|---|---|---|---|---|---|---|---|---|---|---|---|---|---|
| City of Brighton, Precinct 1 | 394 | 412 | 451 | 423 | 41 | 21 | 14 | 11 | 11 | 11 | 0 | 1789 | 415 | 0 |
| City of Brighton, Precinct 2 | 332 | 319 | 307 | 293 | 37 | 33 | 17 | 8 | 9 | 7 | 0 | 1362 | 374 | 0 |
| City of Brighton, Precinct 3 | 437 | 480 | 460 | 427 | 40 | 27 | 27 | 19 | 17 | 12 | 0 | 1946 | 432 | 0 |
| City of Brighton, Precinct 4 | 439 | 447 | 338 | 302 | 13 | 9 | 6 | 5 | 12 | 7 | 0 | 1578 | 324 | 1 |
| City of Howell, Precinct 1 | 579 | 629 | 493 | 458 | 45 | 27 | 17 | 14 | 19 | 10 | 0 | 2291 | 533 | 0 |
| City of Howell, Precinct 2 | 359 | 376 | 405 | 378 | 45 | 34 | 16 | 23 | 10 | 14 | 0 | 1660 | 496 | 1 |
| City of Howell, Precinct 3 | 613 | 652 | 492 | 441 | 67 | 40 | 28 | 20 | 22 | 22 | 0 | 2397 | 707 | 0 |
| Brighton Charter Township, Precinct 1 | 658 | 658 | 358 | 321 | 42 | 37 | 19 | 11 | 8 | 4 | 0 | 2116 | 516 | 1 |
| Brighton Charter Township, Precinct 2 | 440 | 455 | 275 | 260 | 25 | 18 | 14 | 13 | 10 | 8 | 0 | 1518 | 394 | 0 |
| Brighton Charter Township, Precinct 3 | 585 | 607 | 368 | 351 | 29 | 25 | 17 | 11 | 14 | 13 | 0 | 2020 | 428 | 1 |
| Brighton Charter Township, Precinct 4 | 480 | 480 | 285 | 262 | 30 | 24 | 14 | 12 | 14 | 5 | 0 | 1606 | 384 | 0 |
| Brighton Charter Township, Precinct 5 | 265 | 273 | 190 | 186 | 26 | 12 | 13 | 7 | 10 | 11 | 0 | 993 | 303 | 0 |
| Brighton Charter Township, Precinct 6 | 744 | 746 | 452 | 410 | 47 | 32 | 26 | 20 | 13 | 8 | 0 | 2498 | 626 | 0 |
| Brighton Charter Township, Precinct 7 | 662 | 666 | 362 | 329 | 25 | 20 | 13 | 11 | 18 | 10 | 0 | 2116 | 512 | 0 |
| Brighton Charter Township, Precinct 8 | 435 | 436 | 246 | 224 | 28 | 23 | 12 | 5 | 4 | 4 | 0 | 1417 | 339 | 0 |
| Brighton Charter Township, Precinct 9 | 878 | 922 | 548 | 533 | 43 | 35 | 15 | 17 | 10 | 16 | 0 | 3017 | 605 | 0 |
| Cohoctah Township, Precinct 1 - BYR | 159 | 168 | 86 | 73 | 7 | 6 | 8 | 8 | 4 | 3 | 0 | 522 | 138 | 0 |

## Trustee of Michigan State University - Vote for not more than 2

| Precinct | Absentee Voting Ballots Cast | Election Day Voting Ballots Cast | Total Ballots Cast | Registered Voters | Turnout Percentage |
|---|---|---|---|---|---|
| City of Brighton, Precinct 1 | 392 | 710 | 1102 | 1785 | 61.74 % |
| City of Brighton, Precinct 2 | 316 | 552 | 868 | 1425 | 60.91 % |
| City of Brighton, Precinct 3 | 409 | 780 | 1189 | 1603 | 74.17 % |
| City of Brighton, Precinct 4 | 491 | 461 | 952 | 1184 | 80.41 % |
| City of Howell, Precinct 1 | 416 | 996 | 1412 | 2355 | 59.96 % |
| City of Howell, Precinct 2 | 224 | 855 | 1079 | 2136 | 50.51 % |
| City of Howell, Precinct 3 | 431 | 1121 | 1552 | 2491 | 62.30 % |
| Brighton Charter Township, Precinct 1 | 527 | 790 | 1317 | 1763 | 74.70 % |
| Brighton Charter Township, Precinct 2 | 340 | 616 | 956 | 1527 | 62.61 % |
| Brighton Charter Township, Precinct 3 | 492 | 733 | 1225 | 1598 | 76.66 % |
| Brighton Charter Township, Precinct 4 | 352 | 643 | 995 | 1465 | 67.92 % |
| Brighton Charter Township, Precinct 5 | 164 | 484 | 648 | 1010 | 64.16 % |
| Brighton Charter Township, Precinct 6 | 487 | 1075 | 1562 | 2181 | 71.62 % |
| Brighton Charter Township, Precinct 7 | 477 | 837 | 1314 | 1840 | 71.41 % |
| Brighton Charter Township, Precinct 8 | 338 | 540 | 878 | 1208 | 72.68 % |
| Brighton Charter Township, Precinct 9 | 701 | 1110 | 1811 | 2526 | 71.69 % |
| Cohoctah Township, Precinct 1 - BYR | 0 | 330 | 330 | 524 | 62.98 % |

## Trustee of Michigan State University - Vote for not more than 2

| Precinct | Dave Dutch , REP | Mike Miller , REP | Brianna T. Scott , DEM | Kelly Charron Tebay , DEM | Bruce Campbell , LIB | Tim Orzechowski , LIB | Janet M. Sanger , UST | John Paul Sanger , UST | Aaron Mariasy , GRN | Bridgette R. Abraham-Guzman , NLP | David Mott (W) | Cast Votes | Undervotes | Overvotes |
|---|---|---|---|---|---|---|---|---|---|---|---|---|---|---|
| Cohoctah Township, Precinct 1 - FWL | 257 | 274 | 111 | 101 | 12 | 10 | 11 | 9 | 2 | 7 | 0 | 794 | 244 | 0 |
| Cohoctah Township, Precinct 1 - HOW | 403 | 417 | 174 | 176 | 17 | 9 | 11 | 12 | 3 | 12 | 0 | 1234 | 368 | 0 |
| Conway Township, Precinct 1 - BYR | 29 | 30 | 8 | 6 | 0 | 0 | 0 | 0 | 0 | 0 | 0 | 73 | 21 | 0 |
| Conway Township, Precinct 1 - FWL | 740 | 772 | 371 | 350 | 33 | 32 | 33 | 20 | 21 | 16 | 0 | 2388 | 634 | 2 |
| Conway Township, Precinct 1 - MOR | 26 | 21 | 6 | 5 | 2 | 1 | 0 | 0 | 0 | 0 | 0 | 61 | 11 | 0 |
| Conway Township, Precinct 1 - WEB | 18 | 12 | 14 | 9 | 1 | 2 | 2 | 1 | 0 | 1 | 0 | 60 | 10 | 0 |
| Deerfield Township, Precinct 1 - HAR | 292 | 295 | 140 | 138 | 14 | 12 | 6 | 2 | 7 | 1 | 0 | 907 | 225 | 0 |
| Deerfield Township, Precinct 1 - LIN | 220 | 232 | 146 | 138 | 16 | 10 | 13 | 6 | 4 | 5 | 0 | 790 | 144 | 0 |
| Deerfield Township, Precinct 2 - BYR | 4 | 5 | 4 | 3 | 1 | 0 | 0 | 0 | 1 | 0 | 0 | 18 | 10 | 0 |
| Deerfield Township, Precinct 2 - HAR | 293 | 291 | 105 | 105 | 14 | 14 | 9 | 6 | 4 | 6 | 0 | 847 | 177 | 0 |
| Deerfield Township, Precinct 2 - HOW | 273 | 274 | 133 | 117 | 13 | 9 | 12 | 12 | 5 | 5 | 0 | 853 | 223 | 0 |
| Deerfield Township, Precinct 2 - LIN | 45 | 44 | 16 | 16 | 4 | 1 | 1 | 0 | 1 | 0 | 0 | 128 | 28 | 0 |
| Genoa Charter Township, Precinct 1 | 552 | 571 | 401 | 363 | 38 | 24 | 24 | 13 | 14 | 9 | 0 | 2009 | 433 | 1 |
| Genoa Charter Township, Precinct 2 | 232 | 243 | 159 | 148 | 13 | 13 | 9 | 2 | 9 | 6 | 0 | 834 | 190 | 1 |
| Genoa Charter Township, Precinct 3 | 511 | 552 | 330 | 321 | 41 | 24 | 22 | 13 | 16 | 12 | 0 | 1842 | 454 | 0 |

## Trustee of Michigan State University - Vote for not more than 2

| Precinct | Absentee Voting Ballots Cast | Election Day Voting Ballots Cast | Total Ballots Cast | Registered Voters | Turnout Percentage |
|---|---|---|---|---|---|
| Cohoctah Township, Precinct 1 - FWL | 0 | 519 | 519 | 822 | 63.14 % |
| Cohoctah Township, Precinct 1 - HOW | 0 | 801 | 801 | 1233 | 64.96 % |
| Conway Township, Precinct 1 - BYR | 0 | 47 | 47 | 78 | 60.26 % |
| Conway Township, Precinct 1 - FWL | 0 | 1513 | 1513 | 2368 | 63.89 % |
| Conway Township, Precinct 1 - MOR | 0 | 36 | 36 | 52 | 69.23 % |
| Conway Township, Precinct 1 - WEB | 0 | 35 | 35 | 79 | 44.30 % |
| Deerfield Township, Precinct 1 - HAR | 199 | 367 | 566 | 837 | 67.62 % |
| Deerfield Township, Precinct 1 - LIN | 156 | 311 | 467 | 756 | 61.77 % |
| Deerfield Township, Precinct 2 - BYR | 5 | 9 | 14 | 30 | 46.67 % |
| Deerfield Township, Precinct 2 - HAR | 120 | 392 | 512 | 767 | 66.75 % |
| Deerfield Township, Precinct 2 - HOW | 185 | 353 | 538 | 842 | 63.90 % |
| Deerfield Township, Precinct 2 - LIN | 18 | 60 | 78 | 128 | 60.94 % |
| Genoa Charter Township, Precinct 1 | 366 | 856 | 1222 | 1933 | 63.22 % |
| Genoa Charter Township, Precinct 2 | 125 | 388 | 513 | 930 | 55.16 % |
| Genoa Charter Township, Precinct 3 | 443 | 705 | 1148 | 1875 | 61.23 % |

## Trustee of Michigan State University - Vote for not more than 2

| Precinct | Dave Dutch , REP | Mike Miller , REP | Brianna T. Scott , DEM | Kelly Charron Tebay , DEM | Bruce Campbell , LIB | Tim Orzechowski , LIB | Janet M. Sanger , UST | John Paul Sanger , UST | Aaron Mariasy , GRN | Bridgette R. Abraham-Guzman , NLP | David Mott (W) | Cast Votes | Undervotes | Overvotes |
|---|---|---|---|---|---|---|---|---|---|---|---|---|---|---|
| Genoa Charter Township, Precinct 4 | 438 | 441 | 353 | 336 | 29 | 29 | 10 | 8 | 5 | 10 | 0 | 1659 | 369 | 0 |
| Genoa Charter Township, Precinct 5 | 343 | 352 | 163 | 160 | 21 | 17 | 10 | 12 | 8 | 11 | 0 | 1097 | 289 | 0 |
| Genoa Charter Township, Precinct 6 | 953 | 967 | 483 | 436 | 45 | 35 | 12 | 8 | 13 | 16 | 0 | 2968 | 480 | 1 |
| Genoa Charter Township, Precinct 7 | 322 | 323 | 183 | 177 | 33 | 26 | 10 | 4 | 15 | 8 | 0 | 1101 | 221 | 1 |
| Genoa Charter Township, Precinct 8 | 583 | 594 | 292 | 272 | 13 | 7 | 11 | 6 | 13 | 6 | 0 | 1797 | 277 | 0 |
| Genoa Charter Township, Precinct 9 | 491 | 521 | 274 | 266 | 24 | 23 | 15 | 9 | 11 | 7 | 0 | 1641 | 349 | 0 |
| Genoa Charter Township, Precinct 10 | 550 | 556 | 281 | 256 | 20 | 19 | 24 | 10 | 22 | 12 | 0 | 1750 | 382 | 0 |
| Genoa Charter Township, Precinct 11 | 192 | 201 | 137 | 129 | 15 | 11 | 13 | 7 | 4 | 11 | 0 | 720 | 182 | 0 |
| Genoa Charter Township, Precinct 12 | 65 | 67 | 32 | 29 | 4 | 2 | 3 | 3 | 0 | 0 | 0 | 205 | 37 | 0 |
| Genoa Charter Township, Precinct 13 | 188 | 210 | 158 | 139 | 14 | 7 | 12 | 11 | 5 | 2 | 0 | 746 | 180 | 0 |
| Green Oak Charter Township, Precinct 1 | 554 | 564 | 443 | 406 | 47 | 34 | 22 | 12 | 17 | 17 | 0 | 2116 | 516 | 0 |
| Green Oak Charter Township, Precinct 2 | 415 | 443 | 350 | 340 | 23 | 19 | 25 | 21 | 12 | 12 | 0 | 1660 | 426 | 1 |
| Green Oak Charter Township, Precinct 3 - BAS | 133 | 144 | 74 | 73 | 10 | 5 | 8 | 5 | 0 | 2 | 0 | 454 | 96 | 0 |
| Green Oak Charter Township, Precinct 3 - SLCS | 93 | 94 | 73 | 68 | 13 | 4 | 3 | 2 | 7 | 7 | 0 | 364 | 88 | 0 |
| Green Oak Charter Township, Precinct 3 - WLPS | 324 | 331 | 311 | 297 | 23 | 23 | 22 | 15 | 16 | 17 | 0 | 1379 | 271 | 0 |

## Trustee of Michigan State University - Vote for not more than 2

| Precinct | Absentee Voting Ballots Cast | Election Day Voting Ballots Cast | Total Ballots Cast | Registered Voters | Turnout Percentage |
|---|---|---|---|---|---|
| Genoa Charter Township, Precinct 4 | 371 | 643 | 1014 | 1402 | 72.33 % |
| Genoa Charter Township, Precinct 5 | 214 | 479 | 693 | 980 | 70.71 % |
| Genoa Charter Township, Precinct 6 | 890 | 835 | 1725 | 2335 | 73.88 % |
| Genoa Charter Township, Precinct 7 | 261 | 401 | 662 | 914 | 72.43 % |
| Genoa Charter Township, Precinct 8 | 476 | 561 | 1037 | 1360 | 76.25 % |
| Genoa Charter Township, Precinct 9 | 403 | 592 | 995 | 1530 | 65.03 % |
| Genoa Charter Township, Precinct 10 | 420 | 646 | 1066 | 1558 | 68.42 % |
| Genoa Charter Township, Precinct 11 | 120 | 331 | 451 | 708 | 63.70 % |
| Genoa Charter Township, Precinct 12 | 29 | 92 | 121 | 157 | 77.07 % |
| Genoa Charter Township, Precinct 13 | 188 | 275 | 463 | 761 | 60.84 % |
| Green Oak Charter Township, Precinct 1 | 450 | 866 | 1316 | 2132 | 61.73 % |
| Green Oak Charter Township, Precinct 2 | 268 | 776 | 1044 | 1591 | 65.62 % |
| Green Oak Charter Township, Precinct 3 - BAS | 75 | 200 | 275 | 389 | 70.69 % |
| Green Oak Charter Township, Precinct 3 - SLCS | 48 | 178 | 226 | 323 | 69.97 % |
| Green Oak Charter Township, Precinct 3 - WLPS | 308 | 517 | 825 | 1352 | 61.02 % |

## Trustee of Michigan State University - Vote for not more than 2

| Precinct | Dave Dutch , REP | Mike Miller , REP | Brianna T. Scott , DEM | Kelly Charron Tebay , DEM | Bruce Campbell , LIB | Tim Orzechowski , LIB | Janet M. Sanger , UST | John Paul Sanger , UST | Aaron Mariasy , GRN | Bridgette R. Abraham-Guzman , NLP | David Mott (W) | Cast Votes | Undervotes | Overvotes |
|---|---|---|---|---|---|---|---|---|---|---|---|---|---|---|
| Green Oak Charter Township, Precinct 4 - BAS | 104 | 107 | 46 | 47 | 5 | 5 | 0 | 0 | 2 | 3 | 0 | 319 | 77 | 0 |
| Green Oak Charter Township, Precinct 4 - SLCS | 551 | 574 | 370 | 358 | 44 | 35 | 27 | 19 | 13 | 16 | 0 | 2007 | 515 | 0 |
| Green Oak Charter Township, Precinct 5 - BAS | 563 | 586 | 363 | 340 | 25 | 16 | 13 | 7 | 12 | 8 | 0 | 1933 | 491 | 1 |
| Green Oak Charter Township, Precinct 5 - SLCS | 0 | 0 | 2 | 2 | 0 | 0 | 0 | 0 | 0 | 0 | 0 | 4 | 0 | 0 |
| Green Oak Charter Township, Precinct 6 | 643 | 680 | 428 | 402 | 45 | 33 | 21 | 8 | 10 | 15 | 0 | 2285 | 459 | 1 |
| Green Oak Charter Township, Precinct 7 | 276 | 306 | 228 | 215 | 26 | 12 | 21 | 11 | 11 | 10 | 0 | 1116 | 258 | 2 |
| Green Oak Charter Township, Precinct 8 - BAS | 455 | 466 | 288 | 270 | 32 | 21 | 13 | 9 | 14 | 11 | 0 | 1579 | 359 | 0 |
| Green Oak Charter Township, Precinct 8 - WLPS | 37 | 36 | 36 | 33 | 5 | 2 | 3 | 2 | 2 | 0 | 0 | 156 | 26 | 0 |
| Green Oak Charter Township, Precinct 9 - BAS | 142 | 153 | 99 | 91 | 12 | 16 | 6 | 1 | 1 | 4 | 0 | 525 | 113 | 0 |
| Green Oak Charter Township, Precinct 9 - SLCS | 200 | 212 | 139 | 132 | 7 | 4 | 5 | 6 | 8 | 2 | 0 | 715 | 215 | 0 |
| Hamburg Township, Precinct 1 | 930 | 935 | 626 | 594 | 52 | 39 | 32 | 8 | 26 | 19 | 0 | 3261 | 689 | 1 |
| Hamburg Township, Precinct 2 | 619 | 633 | 544 | 505 | 41 | 17 | 27 | 21 | 23 | 12 | 0 | 2442 | 560 | 0 |
| Hamburg Township, Precinct 3 | 674 | 703 | 597 | 546 | 40 | 28 | 28 | 21 | 26 | 18 | 0 | 2681 | 745 | 0 |
| Hamburg Township, Precinct 4 - DEX | 281 | 283 | 273 | 272 | 13 | 10 | 5 | 2 | 10 | 5 | 0 | 1154 | 278 | 0 |
| Hamburg Township, Precinct 4 - PCS | 342 | 350 | 341 | 312 | 21 | 17 | 20 | 16 | 12 | 7 | 0 | 1438 | 376 | 1 |
| Hamburg Township, Precinct 5 | 540 | 561 | 461 | 423 | 37 | 28 | 27 | 16 | 25 | 14 | 0 | 2132 | 498 | 1 |

## Trustee of Michigan State University - Vote for not more than 2

| Precinct | Absentee Voting Ballots Cast | Election Day Voting Ballots Cast | Total Ballots Cast | Registered Voters | Turnout Percentage |
|---|---|---|---|---|---|
| Green Oak Charter Township, Precinct 4 - BAS | 80 | 118 | 198 | 293 | 67.58 % |
| Green Oak Charter Township, Precinct 4 - SLCS | 443 | 818 | 1261 | 1776 | 71.00 % |
| Green Oak Charter Township, Precinct 5 - BAS | 471 | 742 | 1213 | 1753 | 69.20 % |
| Green Oak Charter Township, Precinct 5 - SLCS | 2 | 0 | 2 | 2 | 100.00 % |
| Green Oak Charter Township, Precinct 6 | 606 | 767 | 1373 | 1936 | 70.92 % |
| Green Oak Charter Township, Precinct 7 | 245 | 444 | 689 | 1088 | 63.33 % |
| Green Oak Charter Township, Precinct 8 - BAS | 289 | 680 | 969 | 1378 | 70.32 % |
| Green Oak Charter Township, Precinct 8 - WLPS | 32 | 59 | 91 | 146 | 62.33 % |
| Green Oak Charter Township, Precinct 9 - BAS | 112 | 207 | 319 | 435 | 73.33 % |
| Green Oak Charter Township, Precinct 9 - SLCS | 193 | 272 | 465 | 635 | 73.23 % |
| Hamburg Township, Precinct 1 | 680 | 1296 | 1976 | 2803 | 70.50 % |
| Hamburg Township, Precinct 2 | 422 | 1079 | 1501 | 2095 | 71.65 % |
| Hamburg Township, Precinct 3 | 605 | 1108 | 1713 | 2421 | 70.76 % |
| Hamburg Township, Precinct 4 - DEX | 241 | 475 | 716 | 939 | 76.25 % |
| Hamburg Township, Precinct 4 - PCS | 356 | 552 | 908 | 1266 | 71.72 % |
| Hamburg Township, Precinct 5 | 406 | 910 | 1316 | 1978 | 66.53 % |

## Trustee of Michigan State University - Vote for not more than 2

| Precinct | Dave Dutch , REP | Mike Miller , REP | Brianna T. Scott , DEM | Kelly Charron Tebay , DEM | Bruce Campbell , LIB | Tim Orzechowski , LIB | Janet M. Sanger , UST | John Paul Sanger , UST | Aaron Mariasy , GRN | Bridgette R. Abraham-Guzman , NLP | David Mott (W) | Cast Votes | Undervotes | Overvotes |
|---|---|---|---|---|---|---|---|---|---|---|---|---|---|---|
| Hamburg Township, Precinct 6 | 759 | 805 | 660 | 637 | 55 | 33 | 33 | 23 | 21 | 16 | 0 | 3042 | 724 | 1 |
| Hamburg Township, Precinct 7 | 479 | 496 | 428 | 406 | 31 | 27 | 10 | 9 | 17 | 6 | 0 | 1909 | 381 | 0 |
| Hamburg Township, Precinct 8 | 384 | 380 | 325 | 302 | 36 | 23 | 8 | 8 | 22 | 12 | 0 | 1500 | 372 | 0 |
| Handy Township, Precinct 1 - FWL | 429 | 455 | 247 | 243 | 24 | 16 | 20 | 9 | 17 | 6 | 0 | 1466 | 416 | 1 |
| Handy Township, Precinct 1 - HOW | 5 | 5 | 1 | 1 | 0 | 0 | 0 | 0 | 0 | 0 | 0 | 12 | 2 | 0 |
| Handy Township, Precinct 1 - WEB | 5 | 5 | 2 | 2 | 0 | 0 | 0 | 0 | 0 | 0 | 0 | 14 | 0 | 0 |
| Handy Township, Precinct 2 | 446 | 468 | 303 | 277 | 41 | 24 | 31 | 29 | 21 | 11 | 0 | 1651 | 491 | 2 |
| Handy Township, Precinct 3 - FWL | 603 | 666 | 376 | 339 | 36 | 24 | 26 | 19 | 14 | 24 | 0 | 2127 | 601 | 1 |
| Handy Township, Precinct 3 - WEB | 18 | 17 | 7 | 8 | 0 | 1 | 0 | 0 | 0 | 1 | 0 | 52 | 6 | 0 |
| Hartland Township, Precinct 1 | 818 | 797 | 429 | 418 | 40 | 28 | 26 | 18 | 6 | 7 | 0 | 2587 | 649 | 0 |
| Hartland Township, Precinct 2 | 789 | 800 | 439 | 410 | 48 | 33 | 18 | 16 | 11 | 13 | 0 | 2577 | 595 | 0 |
| Hartland Township, Precinct 3 | 799 | 818 | 460 | 433 | 73 | 57 | 34 | 30 | 21 | 15 | 0 | 2740 | 672 | 2 |
| Hartland Township, Precinct 4 | 739 | 748 | 389 | 360 | 44 | 32 | 22 | 15 | 11 | 11 | 0 | 2371 | 533 | 0 |
| Hartland Township, Precinct 5 | 586 | 604 | 299 | 271 | 35 | 27 | 16 | 10 | 12 | 20 | 0 | 1880 | 454 | 0 |
| Howell Township, Precinct 1 - FWL | 67 | 71 | 51 | 39 | 6 | 1 | 4 | 1 | 4 | 4 | 0 | 248 | 58 | 0 |
| Howell Township, Precinct 1 - HOW | 493 | 512 | 316 | 287 | 28 | 26 | 19 | 14 | 18 | 17 | 0 | 1730 | 410 | 0 |
| Howell Township, Precinct 2 | 616 | 632 | 352 | 337 | 37 | 24 | 34 | 21 | 15 | 14 | 0 | 2082 | 598 | 0 |
| Howell Township, Precinct 3 - FWL | 1 | 3 | 1 | 1 | 0 | 0 | 0 | 0 | 0 | 0 | 0 | 6 | 2 | 0 |

## Trustee of Michigan State University - Vote for not more than 2

| Precinct | Absentee Voting Ballots Cast | Election Day Voting Ballots Cast | Total Ballots Cast | Registered Voters | Turnout Percentage |
|---|---|---|---|---|---|
| Hamburg Township, Precinct 6 | 745 | 1139 | 1884 | 2666 | 70.67 % |
| Hamburg Township, Precinct 7 | 383 | 762 | 1145 | 1532 | 74.74 % |
| Hamburg Township, Precinct 8 | 230 | 706 | 936 | 1348 | 69.44 % |
| Handy Township, Precinct 1 - FWL | 197 | 745 | 942 | 1575 | 59.81 % |
| Handy Township, Precinct 1 - HOW | 1 | 6 | 7 | 10 | 70.00 % |
| Handy Township, Precinct 1 - WEB | 0 | 7 | 7 | 7 | 100.00 % |
| Handy Township, Precinct 2 | 231 | 842 | 1073 | 2065 | 51.96 % |
| Handy Township, Precinct 3 - FWL | 267 | 1098 | 1365 | 2351 | 58.06 % |
| Handy Township, Precinct 3 - WEB | 12 | 17 | 29 | 34 | 85.29 % |
| Hartland Township, Precinct 1 | 611 | 1007 | 1618 | 2259 | 71.62 % |
| Hartland Township, Precinct 2 | 377 | 1209 | 1586 | 2507 | 63.26 % |
| Hartland Township, Precinct 3 | 626 | 1082 | 1708 | 2737 | 62.40 % |
| Hartland Township, Precinct 4 | 425 | 1027 | 1452 | 2203 | 65.91 % |
| Hartland Township, Precinct 5 | 393 | 774 | 1167 | 1724 | 67.69 % |
| Howell Township, Precinct 1 - FWL | 44 | 109 | 153 | 261 | 58.62 % |
| Howell Township, Precinct 1 - HOW | 356 | 714 | 1070 | 1646 | 65.01 % |
| Howell Township, Precinct 2 | 378 | 962 | 1340 | 1992 | 67.27 % |
| Howell Township, Precinct 3 - FWL | 0 | 4 | 4 | 4 | 100.00 % |

## Trustee of Michigan State University - Vote for not more than 2

| Precinct | Dave Dutch , REP | Mike Miller , REP | Brianna T. Scott , DEM | Kelly Charron Tebay , DEM | Bruce Campbell , LIB | Tim Orzechowski , LIB | Janet M. Sanger , UST | John Paul Sanger , UST | Aaron Mariasy , GRN | Bridgette R. Abraham-Guzman , NLP | David Mott (W) | Cast Votes | Undervotes | Overvotes |
|---|---|---|---|---|---|---|---|---|---|---|---|---|---|---|
| Howell Township, Precinct 3 - HOW | 480 | 519 | 274 | 242 | 31 | 20 | 17 | 12 | 16 | 13 | 0 | 1624 | 400 | 0 |
| Iosco Township, Precinct 1 - FWL | 350 | 370 | 158 | 144 | 15 | 9 | 12 | 9 | 2 | 5 | 0 | 1074 | 304 | 0 |
| Iosco Township, Precinct 1 - SCS | 37 | 39 | 15 | 13 | 0 | 0 | 4 | 3 | 1 | 0 | 0 | 112 | 16 | 0 |
| Iosco Township, Precinct 2 - FWL | 314 | 333 | 150 | 142 | 21 | 17 | 15 | 7 | 12 | 10 | 0 | 1021 | 295 | 0 |
| Iosco Township, Precinct 2 - HOW | 152 | 168 | 97 | 91 | 14 | 12 | 4 | 4 | 5 | 2 | 0 | 549 | 167 | 0 |
| Marion Township, Precinct 1 | 738 | 759 | 368 | 344 | 34 | 27 | 35 | 13 | 12 | 12 | 0 | 2342 | 684 | 0 |
| Marion Township, Precinct 2 | 809 | 814 | 508 | 471 | 58 | 37 | 22 | 18 | 13 | 15 | 0 | 2765 | 599 | 2 |
| Marion Township, Precinct 3 | 556 | 570 | 317 | 285 | 34 | 23 | 16 | 8 | 10 | 8 | 0 | 1827 | 391 | 0 |
| Marion Township, Precinct 4 - HOW | 789 | 839 | 349 | 327 | 34 | 29 | 26 | 19 | 13 | 11 | 0 | 2436 | 632 | 0 |
| Marion Township, Precinct 4 - PCS | 11 | 14 | 20 | 18 | 2 | 1 | 1 | 0 | 0 | 1 | 0 | 68 | 12 | 0 |
| Oceola Township, Precinct 1 | 708 | 734 | 434 | 399 | 44 | 38 | 37 | 32 | 10 | 12 | 0 | 2448 | 566 | 1 |
| Oceola Township, Precinct 2 | 692 | 712 | 551 | 507 | 63 | 40 | 26 | 22 | 9 | 8 | 0 | 2630 | 678 | 2 |
| Oceola Township, Precinct 3 | 888 | 919 | 495 | 445 | 52 | 31 | 28 | 24 | 15 | 10 | 0 | 2907 | 699 | 0 |
| Oceola Township, Precinct 4 | 629 | 648 | 322 | 284 | 35 | 21 | 21 | 10 | 14 | 12 | 0 | 1996 | 524 | 3 |
| Oceola Township, Precinct 5 | 448 | 446 | 258 | 234 | 23 | 15 | 10 | 7 | 7 | 7 | 0 | 1455 | 311 | 0 |
| Putnam Township, Precinct 1 | 384 | 392 | 325 | 320 | 42 | 25 | 28 | 19 | 22 | 7 | 0 | 1564 | 340 | 0 |
| Putnam Township, Precinct 2 - HOW | 58 | 62 | 36 | 34 | 5 | 3 | 2 | 2 | 1 | 0 | 0 | 203 | 61 | 0 |

## Trustee of Michigan State University - Vote for not more than 2

| Precinct | Absentee Voting Ballots Cast | Election Day Voting Ballots Cast | Total Ballots Cast | Registered Voters | Turnout Percentage |
|---|---|---|---|---|---|
| Howell Township, Precinct 3 - HOW | 297 | 715 | 1012 | 1718 | 58.91 % |
| Iosco Township, Precinct 1 - FWL | 0 | 689 | 689 | 1139 | 60.49 % |
| Iosco Township, Precinct 1 - SCS | 0 | 64 | 64 | 100 | 64.00 % |
| Iosco Township, Precinct 2 - FWL | 0 | 658 | 658 | 1055 | 62.37 % |
| Iosco Township, Precinct 2 - HOW | 0 | 358 | 358 | 547 | 65.45 % |
| Marion Township, Precinct 1 | 507 | 1006 | 1513 | 2199 | 68.80 % |
| Marion Township, Precinct 2 | 594 | 1090 | 1684 | 2393 | 70.37 % |
| Marion Township, Precinct 3 | 446 | 663 | 1109 | 1546 | 71.73 % |
| Marion Township, Precinct 4 - HOW | 557 | 977 | 1534 | 2168 | 70.76 % |
| Marion Township, Precinct 4 - PCS | 23 | 17 | 40 | 63 | 63.49 % |
| Oceola Township, Precinct 1 | 534 | 974 | 1508 | 2289 | 65.88 % |
| Oceola Township, Precinct 2 | 532 | 1124 | 1656 | 2499 | 66.27 % |
| Oceola Township, Precinct 3 | 550 | 1253 | 1803 | 2758 | 65.37 % |
| Oceola Township, Precinct 4 | 384 | 879 | 1263 | 1788 | 70.64 % |
| Oceola Township, Precinct 5 | 422 | 461 | 883 | 1189 | 74.26 % |
| Putnam Township, Precinct 1 | 289 | 663 | 952 | 1376 | 69.19 % |
| Putnam Township, Precinct 2 - HOW | 53 | 79 | 132 | 209 | 63.16 % |

## Trustee of Michigan State University - Vote for not more than 2

| Precinct | Dave Dutch , REP | Mike Miller , REP | Brianna T. Scott , DEM | Kelly Charron Tebay , DEM | Bruce Campbell , LIB | Tim Orzechowski , LIB | Janet M. Sanger , UST | John Paul Sanger , UST | Aaron Mariasy , GRN | Bridgette R. Abraham-Guzman , NLP | David Mott (W) | Cast Votes | Undervotes | Overvotes |
|---|---|---|---|---|---|---|---|---|---|---|---|---|---|---|
| Putnam Township, Precinct 2 - PCS | 540 | 578 | 365 | 325 | 44 | 30 | 21 | 14 | 17 | 12 | 0 | 1946 | 460 | 0 |
| Putnam Township, Precinct 3 | 419 | 409 | 380 | 350 | 44 | 36 | 29 | 24 | 21 | 17 | 0 | 1729 | 411 | 1 |
| Putnam Township, Precinct 4 | 416 | 418 | 302 | 284 | 24 | 19 | 15 | 10 | 12 | 6 | 0 | 1506 | 338 | 1 |
| Tyrone Township, Precinct 1 | 603 | 653 | 416 | 400 | 29 | 17 | 32 | 15 | 14 | 12 | 0 | 2191 | 565 | 0 |
| Tyrone Township, Precinct 2 | 773 | 815 | 525 | 480 | 24 | 23 | 33 | 23 | 21 | 14 | 0 | 2731 | 519 | 0 |
| Tyrone Township, Precinct 3 | 707 | 721 | 411 | 397 | 41 | 34 | 29 | 20 | 9 | 17 | 0 | 2386 | 552 | 1 |
| Tyrone Township, Precinct 4 | 614 | 638 | 322 | 284 | 47 | 38 | 25 | 22 | 13 | 18 | 0 | 2021 | 521 | 0 |
| Unadilla Township, Precinct 1 - FWL | 65 | 56 | 31 | 27 | 4 | 4 | 3 | 0 | 1 | 1 | 0 | 192 | 60 | 0 |
| Unadilla Township, Precinct 1 - PCS | 83 | 79 | 34 | 37 | 2 | 1 | 6 | 4 | 3 | 2 | 0 | 251 | 63 | 0 |
| Unadilla Township, Precinct 1 - SCS | 543 | 560 | 413 | 388 | 44 | 27 | 38 | 25 | 32 | 25 | 0 | 2095 | 527 | 1 |
| **Totals** | **45197** | **46699** | **29643** | **27636** | **2892** | **2081** | **1713** | **1179** | **1150** | **961** | **0** | **159151** | **38179** | **37** |

## Trustee of Michigan State University - Vote for not more than 2

| Precinct | Absentee Voting Ballots Cast | Election Day Voting Ballots Cast | Total Ballots Cast | Registered Voters | Turnout Percentage |
|---|---|---|---|---|---|
| Putnam Township, Precinct 2 - PCS | 424 | 779 | 1203 | 1777 | 67.70 % |
| Putnam Township, Precinct 3 | 256 | 815 | 1071 | 1628 | 65.79 % |
| Putnam Township, Precinct 4 | 344 | 579 | 923 | 1261 | 73.20 % |
| Tyrone Township, Precinct 1 | 473 | 905 | 1378 | 2350 | 58.64 % |
| Tyrone Township, Precinct 2 | 596 | 1029 | 1625 | 2314 | 70.22 % |
| Tyrone Township, Precinct 3 | 506 | 964 | 1470 | 2192 | 67.06 % |
| Tyrone Township, Precinct 4 | 400 | 871 | 1271 | 2034 | 62.49 % |
| Unadilla Township, Precinct 1 - FWL | 0 | 126 | 126 | 170 | 74.12 % |
| Unadilla Township, Precinct 1 - PCS | 0 | 157 | 157 | 262 | 59.92 % |
| Unadilla Township, Precinct 1 - SCS | 0 | 1312 | 1312 | 2107 | 62.27 % |
| **Totals** | **31341** | **67361** | **98702** | **147839** | **66.76 %** |

## Governor of Wayne State University - Vote for not more than 2

| Precinct | Diane Dunaskiss , REP | David Nicholson , REP | Bryan C. Barnhill , DEM | Anil Kumar , DEM | Jon Elgas , LIB | John T. Hargenrader , LIB | Christine C. Schwartz , UST | Marc Joseph Sosnowski , UST | Cast Votes | Undervotes | Overvotes | Absentee Voting Ballots Cast | Election Day Voting Ballots Cast | Total Ballots Cast |
|---|---|---|---|---|---|---|---|---|---|---|---|---|---|---|
| City of Brighton, Precinct 1 | 419 | 401 | 431 | 395 | 34 | 25 | 23 | 10 | 1738 | 466 | 0 | 392 | 710 | 1102 |
| City of Brighton, Precinct 2 | 351 | 315 | 290 | 278 | 35 | 28 | 28 | 10 | 1335 | 399 | 1 | 316 | 552 | 868 |
| City of Brighton, Precinct 3 | 487 | 440 | 411 | 392 | 44 | 35 | 40 | 23 | 1872 | 506 | 0 | 409 | 780 | 1189 |
| City of Brighton, Precinct 4 | 465 | 439 | 302 | 292 | 13 | 10 | 11 | 6 | 1538 | 364 | 1 | 491 | 461 | 952 |
| City of Howell, Precinct 1 | 618 | 574 | 462 | 424 | 38 | 34 | 47 | 18 | 2215 | 609 | 0 | 416 | 996 | 1412 |
| City of Howell, Precinct 2 | 389 | 353 | 376 | 356 | 44 | 40 | 26 | 16 | 1600 | 558 | 0 | 224 | 855 | 1079 |
| City of Howell, Precinct 3 | 680 | 607 | 444 | 418 | 43 | 49 | 54 | 21 | 2316 | 784 | 2 | 431 | 1121 | 1552 |
| Brighton Charter Township, Precinct 1 | 684 | 638 | 329 | 306 | 31 | 35 | 22 | 12 | 2057 | 575 | 1 | 527 | 790 | 1317 |
| Brighton Charter Township, Precinct 2 | 470 | 435 | 259 | 244 | 22 | 19 | 29 | 16 | 1494 | 418 | 0 | 340 | 616 | 956 |
| Brighton Charter Township, Precinct 3 | 602 | 568 | 353 | 343 | 30 | 23 | 27 | 12 | 1958 | 490 | 1 | 492 | 733 | 1225 |
| Brighton Charter Township, Precinct 4 | 485 | 454 | 264 | 249 | 23 | 31 | 22 | 11 | 1539 | 451 | 0 | 352 | 643 | 995 |
| Brighton Charter Township, Precinct 5 | 284 | 257 | 192 | 185 | 21 | 15 | 21 | 8 | 983 | 313 | 0 | 164 | 484 | 648 |
| Brighton Charter Township, Precinct 6 | 761 | 705 | 411 | 385 | 42 | 48 | 31 | 23 | 2406 | 718 | 0 | 487 | 1075 | 1562 |
| Brighton Charter Township, Precinct 7 | 687 | 632 | 332 | 318 | 21 | 26 | 29 | 20 | 2065 | 563 | 0 | 477 | 837 | 1314 |
| Brighton Charter Township, Precinct 8 | 460 | 412 | 219 | 210 | 26 | 24 | 12 | 8 | 1371 | 385 | 0 | 338 | 540 | 878 |
| Brighton Charter Township, Precinct 9 | 916 | 873 | 519 | 491 | 42 | 38 | 41 | 17 | 2937 | 683 | 1 | 701 | 1110 | 1811 |
| Cohoctah Township, Precinct 1 - BYR | 157 | 153 | 81 | 68 | 10 | 6 | 15 | 9 | 499 | 161 | 0 | 0 | 330 | 330 |

## Governor of Wayne State University - Vote for not more than 2

| Precinct | Registered Voters | Turnout Percentage |
|---|---|---|
| City of Brighton, Precinct 1 | 1785 | 61.74 % |
| City of Brighton, Precinct 2 | 1425 | 60.91 % |
| City of Brighton, Precinct 3 | 1603 | 74.17 % |
| City of Brighton, Precinct 4 | 1184 | 80.41 % |
| City of Howell, Precinct 1 | 2355 | 59.96 % |
| City of Howell, Precinct 2 | 2136 | 50.51 % |
| City of Howell, Precinct 3 | 2491 | 62.30 % |
| Brighton Charter Township, Precinct 1 | 1763 | 74.70 % |
| Brighton Charter Township, Precinct 2 | 1527 | 62.61 % |
| Brighton Charter Township, Precinct 3 | 1598 | 76.66 % |
| Brighton Charter Township, Precinct 4 | 1465 | 67.92 % |
| Brighton Charter Township, Precinct 5 | 1010 | 64.16 % |
| Brighton Charter Township, Precinct 6 | 2181 | 71.62 % |
| Brighton Charter Township, Precinct 7 | 1840 | 71.41 % |
| Brighton Charter Township, Precinct 8 | 1208 | 72.68 % |
| Brighton Charter Township, Precinct 9 | 2526 | 71.69 % |
| Cohoctah Township, Precinct 1 - BYR | 524 | 62.98 % |

## Governor of Wayne State University - Vote for not more than 2

| Precinct | Diane Dunaskiss , REP | David Nicholson , REP | Bryan C. Barnhill , DEM | Anil Kumar , DEM | Jon Elgas , LIB | John T. Hargenrader , LIB | Christine C. Schwartz , UST | Marc Joseph Sosnowski , UST | Cast Votes | Undervotes | Overvotes | Absentee Voting Ballots Cast | Election Day Voting Ballots Cast | Total Ballots Cast |
|---|---|---|---|---|---|---|---|---|---|---|---|---|---|---|
| Cohoctah Township, Precinct 1 - FWL | 266 | 263 | 101 | 93 | 12 | 11 | 18 | 11 | 775 | 263 | 0 | 0 | 519 | 519 |
| Cohoctah Township, Precinct 1 - HOW | 421 | 396 | 153 | 157 | 15 | 10 | 32 | 15 | 1199 | 403 | 0 | 0 | 801 | 801 |
| Conway Township, Precinct 1 - BYR | 29 | 27 | 9 | 7 | 0 | 0 | 0 | 0 | 72 | 22 | 0 | 0 | 47 | 47 |
| Conway Township, Precinct 1 - FWL | 757 | 725 | 356 | 312 | 33 | 28 | 44 | 32 | 2287 | 739 | 0 | 0 | 1513 | 1513 |
| Conway Township, Precinct 1 - MOR | 21 | 19 | 8 | 5 | 1 | 1 | 1 | 2 | 58 | 14 | 0 | 0 | 36 | 36 |
| Conway Township, Precinct 1 - WEB | 15 | 17 | 13 | 8 | 2 | 2 | 3 | 1 | 61 | 9 | 0 | 0 | 35 | 35 |
| Deerfield Township, Precinct 1 - HAR | 299 | 284 | 142 | 131 | 17 | 13 | 8 | 3 | 897 | 235 | 0 | 199 | 367 | 566 |
| Deerfield Township, Precinct 1 - LIN | 238 | 214 | 139 | 128 | 14 | 12 | 19 | 7 | 771 | 163 | 0 | 156 | 311 | 467 |
| Deerfield Township, Precinct 2 - BYR | 3 | 4 | 4 | 4 | 0 | 0 | 0 | 0 | 15 | 13 | 0 | 5 | 9 | 14 |
| Deerfield Township, Precinct 2 - HAR | 303 | 271 | 99 | 104 | 17 | 12 | 16 | 10 | 832 | 192 | 0 | 120 | 392 | 512 |
| Deerfield Township, Precinct 2 - HOW | 272 | 260 | 122 | 113 | 15 | 12 | 19 | 12 | 825 | 251 | 0 | 185 | 353 | 538 |
| Deerfield Township, Precinct 2 - LIN | 39 | 44 | 14 | 12 | 2 | 2 | 3 | 1 | 117 | 39 | 0 | 18 | 60 | 78 |
| Genoa Charter Township, Precinct 1 | 576 | 549 | 387 | 352 | 28 | 30 | 25 | 16 | 1963 | 481 | 0 | 366 | 856 | 1222 |
| Genoa Charter Township, Precinct 2 | 241 | 235 | 151 | 141 | 15 | 15 | 13 | 4 | 815 | 209 | 1 | 125 | 388 | 513 |
| Genoa Charter Township, Precinct 3 | 525 | 520 | 336 | 302 | 42 | 26 | 30 | 16 | 1797 | 499 | 0 | 443 | 705 | 1148 |

## Governor of Wayne State University - Vote for not more than 2

| Precinct | Registered Voters | Turnout Percentage |
|---|---|---|
| Cohoctah Township, Precinct 1 - FWL | 822 | 63.14 % |
| Cohoctah Township, Precinct 1 - HOW | 1233 | 64.96 % |
| Conway Township, Precinct 1 - BYR | 78 | 60.26 % |
| Conway Township, Precinct 1 - FWL | 2368 | 63.89 % |
| Conway Township, Precinct 1 - MOR | 52 | 69.23 % |
| Conway Township, Precinct 1 - WEB | 79 | 44.30 % |
| Deerfield Township, Precinct 1 - HAR | 837 | 67.62 % |
| Deerfield Township, Precinct 1 - LIN | 756 | 61.77 % |
| Deerfield Township, Precinct 2 - BYR | 30 | 46.67 % |
| Deerfield Township, Precinct 2 - HAR | 767 | 66.75 % |
| Deerfield Township, Precinct 2 - HOW | 842 | 63.90 % |
| Deerfield Township, Precinct 2 - LIN | 128 | 60.94 % |
| Genoa Charter Township, Precinct 1 | 1933 | 63.22 % |
| Genoa Charter Township, Precinct 2 | 930 | 55.16 % |
| Genoa Charter Township, Precinct 3 | 1875 | 61.23 % |

## Governor of Wayne State University - Vote for not more than 2

| Precinct | Diane Dunaskiss , REP | David Nicholson , REP | Bryan C. Barnhill , DEM | Anil Kumar , DEM | Jon Elgas , LIB | John T. Hargenrader , LIB | Christine C. Schwartz , UST | Marc Joseph Sosnowski , UST | Cast Votes | Undervotes | Overvotes | Absentee Voting Ballots Cast | Election Day Voting Ballots Cast | Total Ballots Cast |
|---|---|---|---|---|---|---|---|---|---|---|---|---|---|---|
| Genoa Charter Township, Precinct 4 | 448 | 427 | 341 | 322 | 28 | 26 | 13 | 10 | 1615 | 413 | 0 | 371 | 643 | 1014 |
| Genoa Charter Township, Precinct 5 | 357 | 334 | 158 | 148 | 23 | 19 | 18 | 11 | 1068 | 318 | 0 | 214 | 479 | 693 |
| Genoa Charter Township, Precinct 6 | 1003 | 902 | 437 | 411 | 40 | 34 | 24 | 17 | 2868 | 582 | 0 | 890 | 835 | 1725 |
| Genoa Charter Township, Precinct 7 | 340 | 309 | 162 | 176 | 34 | 29 | 6 | 7 | 1063 | 261 | 0 | 261 | 401 | 662 |
| Genoa Charter Township, Precinct 8 | 621 | 567 | 259 | 254 | 14 | 14 | 11 | 6 | 1746 | 328 | 0 | 476 | 561 | 1037 |
| Genoa Charter Township, Precinct 9 | 509 | 491 | 260 | 239 | 24 | 20 | 29 | 15 | 1587 | 403 | 0 | 403 | 592 | 995 |
| Genoa Charter Township, Precinct 10 | 560 | 530 | 271 | 254 | 19 | 15 | 34 | 19 | 1702 | 428 | 1 | 420 | 646 | 1066 |
| Genoa Charter Township, Precinct 11 | 190 | 192 | 140 | 125 | 15 | 13 | 12 | 8 | 695 | 207 | 0 | 120 | 331 | 451 |
| Genoa Charter Township, Precinct 12 | 73 | 60 | 29 | 28 | 2 | 1 | 2 | 2 | 197 | 45 | 0 | 29 | 92 | 121 |
| Genoa Charter Township, Precinct 13 | 206 | 188 | 147 | 132 | 11 | 11 | 18 | 10 | 723 | 203 | 0 | 188 | 275 | 463 |
| Green Oak Charter Township, Precinct 1 | 575 | 543 | 408 | 385 | 41 | 35 | 37 | 14 | 2038 | 594 | 0 | 450 | 866 | 1316 |
| Green Oak Charter Township, Precinct 2 | 452 | 422 | 324 | 311 | 29 | 21 | 41 | 26 | 1626 | 462 | 0 | 268 | 776 | 1044 |
| Green Oak Charter Township, Precinct 3 - BAS | 142 | 132 | 70 | 67 | 14 | 7 | 10 | 7 | 449 | 101 | 0 | 75 | 200 | 275 |
| Green Oak Charter Township, Precinct 3 - SLCS | 98 | 95 | 64 | 69 | 8 | 9 | 8 | 4 | 355 | 97 | 0 | 48 | 178 | 226 |
| Green Oak Charter Township, Precinct 3 - WLPS | 347 | 304 | 301 | 281 | 27 | 19 | 32 | 22 | 1333 | 317 | 0 | 308 | 517 | 825 |

## Governor of Wayne State University - Vote for not more than 2

| Precinct | Registered Voters | Turnout Percentage |
|---|---|---|
| Genoa Charter Township, Precinct 4 | 1402 | 72.33 % |
| Genoa Charter Township, Precinct 5 | 980 | 70.71 % |
| Genoa Charter Township, Precinct 6 | 2335 | 73.88 % |
| Genoa Charter Township, Precinct 7 | 914 | 72.43 % |
| Genoa Charter Township, Precinct 8 | 1360 | 76.25 % |
| Genoa Charter Township, Precinct 9 | 1530 | 65.03 % |
| Genoa Charter Township, Precinct 10 | 1558 | 68.42 % |
| Genoa Charter Township, Precinct 11 | 708 | 63.70 % |
| Genoa Charter Township, Precinct 12 | 157 | 77.07 % |
| Genoa Charter Township, Precinct 13 | 761 | 60.84 % |
| Green Oak Charter Township, Precinct 1 | 2132 | 61.73 % |
| Green Oak Charter Township, Precinct 2 | 1591 | 65.62 % |
| Green Oak Charter Township, Precinct 3 - BAS | 389 | 70.69 % |
| Green Oak Charter Township, Precinct 3 - SLCS | 323 | 69.97 % |
| Green Oak Charter Township, Precinct 3 - WLPS | 1352 | 61.02 % |

## Governor of Wayne State University - Vote for not more than 2

| Precinct | Diane Dunaskiss , REP | David Nicholson , REP | Bryan C. Barnhill , DEM | Anil Kumar , DEM | Jon Elgas , LIB | John T. Hargenrader , LIB | Christine C. Schwartz , UST | Marc Joseph Sosnowski , UST | Cast Votes | Undervotes | Overvotes | Absentee Voting Ballots Cast | Election Day Voting Ballots Cast | Total Ballots Cast |
|---|---|---|---|---|---|---|---|---|---|---|---|---|---|---|
| Green Oak Charter Township, Precinct 4 - BAS | 105 | 102 | 47 | 51 | 6 | 5 | 3 | 2 | 321 | 75 | 0 | 80 | 118 | 198 |
| Green Oak Charter Township, Precinct 4 - SLCS | 590 | 538 | 346 | 331 | 41 | 49 | 31 | 25 | 1951 | 571 | 0 | 443 | 818 | 1261 |
| Green Oak Charter Township, Precinct 5 - BAS | 585 | 521 | 355 | 316 | 24 | 25 | 28 | 10 | 1864 | 562 | 0 | 471 | 742 | 1213 |
| Green Oak Charter Township, Precinct 5 - SLCS | 0 | 0 | 2 | 2 | 0 | 0 | 0 | 0 | 4 | 0 | 0 | 2 | 0 | 2 |
| Green Oak Charter Township, Precinct 6 | 701 | 661 | 371 | 340 | 37 | 23 | 33 | 25 | 2191 | 555 | 0 | 606 | 767 | 1373 |
| Green Oak Charter Township, Precinct 7 | 299 | 279 | 221 | 208 | 21 | 14 | 31 | 17 | 1090 | 286 | 1 | 245 | 444 | 689 |
| Green Oak Charter Township, Precinct 8 - BAS | 469 | 444 | 260 | 260 | 23 | 28 | 21 | 10 | 1515 | 423 | 0 | 289 | 680 | 969 |
| Green Oak Charter Township, Precinct 8 - WLPS | 40 | 36 | 33 | 33 | 6 | 3 | 3 | 0 | 154 | 28 | 0 | 32 | 59 | 91 |
| Green Oak Charter Township, Precinct 9 - BAS | 149 | 138 | 85 | 83 | 14 | 15 | 12 | 7 | 503 | 135 | 0 | 112 | 207 | 319 |
| Green Oak Charter Township, Precinct 9 - SLCS | 214 | 192 | 132 | 130 | 8 | 7 | 10 | 4 | 697 | 233 | 0 | 193 | 272 | 465 |
| Hamburg Township, Precinct 1 | 936 | 888 | 560 | 567 | 60 | 44 | 40 | 24 | 3119 | 831 | 1 | 680 | 1296 | 1976 |
| Hamburg Township, Precinct 2 | 636 | 589 | 496 | 495 | 36 | 23 | 37 | 19 | 2331 | 669 | 1 | 422 | 1079 | 1501 |
| Hamburg Township, Precinct 3 | 717 | 650 | 557 | 530 | 34 | 37 | 42 | 24 | 2591 | 835 | 0 | 605 | 1108 | 1713 |
| Hamburg Township, Precinct 4 - DEX | 300 | 274 | 260 | 261 | 12 | 11 | 11 | 2 | 1131 | 301 | 0 | 241 | 475 | 716 |
| Hamburg Township, Precinct 4 - PCS | 346 | 329 | 299 | 309 | 21 | 13 | 35 | 15 | 1367 | 449 | 0 | 356 | 552 | 908 |
| Hamburg Township, Precinct 5 | 570 | 528 | 431 | 399 | 36 | 30 | 50 | 17 | 2061 | 569 | 1 | 406 | 910 | 1316 |

## Governor of Wayne State University - Vote for not more than 2

| Precinct | Registered Voters | Turnout Percentage |
|---|---|---|
| Green Oak Charter Township, Precinct 4 - BAS | 293 | 67.58 % |
| Green Oak Charter Township, Precinct 4 - SLCS | 1776 | 71.00 % |
| Green Oak Charter Township, Precinct 5 - BAS | 1753 | 69.20 % |
| Green Oak Charter Township, Precinct 5 - SLCS | 2 | 100.00 % |
| Green Oak Charter Township, Precinct 6 | 1936 | 70.92 % |
| Green Oak Charter Township, Precinct 7 | 1088 | 63.33 % |
| Green Oak Charter Township, Precinct 8 - BAS | 1378 | 70.32 % |
| Green Oak Charter Township, Precinct 8 - WLPS | 146 | 62.33 % |
| Green Oak Charter Township, Precinct 9 - BAS | 435 | 73.33 % |
| Green Oak Charter Township, Precinct 9 - SLCS | 635 | 73.23 % |
| Hamburg Township, Precinct 1 | 2803 | 70.50 % |
| Hamburg Township, Precinct 2 | 2095 | 71.65 % |
| Hamburg Township, Precinct 3 | 2421 | 70.76 % |
| Hamburg Township, Precinct 4 - DEX | 939 | 76.25 % |
| Hamburg Township, Precinct 4 - PCS | 1266 | 71.72 % |
| Hamburg Township, Precinct 5 | 1978 | 66.53 % |

## Governor of Wayne State University - Vote for not more than 2

| Precinct | Diane Dunaskiss , REP | David Nicholson , REP | Bryan C. Barnhill , DEM | Anil Kumar , DEM | Jon Elgas , LIB | John T. Hargenrader , LIB | Christine C. Schwartz , UST | Marc Joseph Sosnowski , UST | Cast Votes | Undervotes | Overvotes | Absentee Voting Ballots Cast | Election Day Voting Ballots Cast | Total Ballots Cast |
|---|---|---|---|---|---|---|---|---|---|---|---|---|---|---|
| Hamburg Township, Precinct 6 | 818 | 762 | 642 | 611 | 48 | 37 | 52 | 26 | 2996 | 772 | 0 | 745 | 1139 | 1884 |
| Hamburg Township, Precinct 7 | 492 | 459 | 407 | 391 | 39 | 32 | 14 | 9 | 1843 | 447 | 0 | 383 | 762 | 1145 |
| Hamburg Township, Precinct 8 | 385 | 360 | 301 | 297 | 41 | 29 | 20 | 14 | 1447 | 425 | 0 | 230 | 706 | 936 |
| Handy Township, Precinct 1 - FWL | 453 | 429 | 238 | 209 | 19 | 15 | 37 | 15 | 1415 | 469 | 0 | 197 | 745 | 942 |
| Handy Township, Precinct 1 - HOW | 4 | 4 | 1 | 1 | 0 | 0 | 0 | 0 | 10 | 4 | 0 | 1 | 6 | 7 |
| Handy Township, Precinct 1 - WEB | 4 | 4 | 2 | 2 | 0 | 0 | 0 | 0 | 12 | 2 | 0 | 0 | 7 | 7 |
| Handy Township, Precinct 2 | 478 | 417 | 292 | 249 | 29 | 25 | 48 | 27 | 1565 | 579 | 1 | 231 | 842 | 1073 |
| Handy Township, Precinct 3 - FWL | 647 | 610 | 361 | 298 | 33 | 29 | 43 | 17 | 2038 | 690 | 1 | 267 | 1098 | 1365 |
| Handy Township, Precinct 3 - WEB | 18 | 14 | 7 | 6 | 0 | 0 | 0 | 0 | 45 | 13 | 0 | 12 | 17 | 29 |
| Hartland Township, Precinct 1 | 845 | 769 | 405 | 382 | 41 | 27 | 36 | 24 | 2529 | 703 | 2 | 611 | 1007 | 1618 |
| Hartland Township, Precinct 2 | 816 | 786 | 415 | 395 | 39 | 32 | 24 | 9 | 2516 | 656 | 0 | 377 | 1209 | 1586 |
| Hartland Township, Precinct 3 | 849 | 770 | 443 | 422 | 67 | 55 | 53 | 30 | 2689 | 727 | 0 | 626 | 1082 | 1708 |
| Hartland Township, Precinct 4 | 781 | 703 | 364 | 326 | 39 | 30 | 39 | 18 | 2300 | 604 | 0 | 425 | 1027 | 1452 |
| Hartland Township, Precinct 5 | 629 | 569 | 286 | 253 | 36 | 22 | 25 | 21 | 1841 | 493 | 0 | 393 | 774 | 1167 |
| Howell Township, Precinct 1 - FWL | 73 | 63 | 41 | 37 | 4 | 4 | 9 | 7 | 238 | 68 | 0 | 44 | 109 | 153 |
| Howell Township, Precinct 1 - HOW | 506 | 476 | 286 | 258 | 35 | 31 | 34 | 21 | 1647 | 493 | 0 | 356 | 714 | 1070 |
| Howell Township, Precinct 2 | 631 | 592 | 336 | 314 | 39 | 19 | 51 | 33 | 2015 | 665 | 0 | 378 | 962 | 1340 |
| Howell Township, Precinct 3 - FWL | 2 | 2 | 1 | 1 | 0 | 0 | 0 | 0 | 6 | 2 | 0 | 0 | 4 | 4 |

## Governor of Wayne State University - Vote for not more than 2

| Precinct | Registered Voters | Turnout Percentage |
|---|---|---|
| Hamburg Township, Precinct 6 | 2666 | 70.67 % |
| Hamburg Township, Precinct 7 | 1532 | 74.74 % |
| Hamburg Township, Precinct 8 | 1348 | 69.44 % |
| Handy Township, Precinct 1 - FWL | 1575 | 59.81 % |
| Handy Township, Precinct 1 - HOW | 10 | 70.00 % |
| Handy Township, Precinct 1 - WEB | 7 | 100.00 % |
| Handy Township, Precinct 2 | 2065 | 51.96 % |
| Handy Township, Precinct 3 - FWL | 2351 | 58.06 % |
| Handy Township, Precinct 3 - WEB | 34 | 85.29 % |
| Hartland Township, Precinct 1 | 2259 | 71.62 % |
| Hartland Township, Precinct 2 | 2507 | 63.26 % |
| Hartland Township, Precinct 3 | 2737 | 62.40 % |
| Hartland Township, Precinct 4 | 2203 | 65.91 % |
| Hartland Township, Precinct 5 | 1724 | 67.69 % |
| Howell Township, Precinct 1 - FWL | 261 | 58.62 % |
| Howell Township, Precinct 1 - HOW | 1646 | 65.01 % |
| Howell Township, Precinct 2 | 1992 | 67.27 % |
| Howell Township, Precinct 3 - FWL | 4 | 100.00 % |

## Governor of Wayne State University - Vote for not more than 2

| Precinct | Diane Dunaskiss , REP | David Nicholson , REP | Bryan C. Barnhill , DEM | Anil Kumar , DEM | Jon Elgas , LIB | John T. Hargenrader , LIB | Christine C. Schwartz , UST | Marc Joseph Sosnowski , UST | Cast Votes | Undervotes | Overvotes | Absentee Voting Ballots Cast | Election Day Voting Ballots Cast | Total Ballots Cast |
|---|---|---|---|---|---|---|---|---|---|---|---|---|---|---|
| Howell Township, Precinct 3 - HOW | 503 | 489 | 255 | 233 | 27 | 28 | 41 | 18 | 1594 | 430 | 0 | 297 | 715 | 1012 |
| Iosco Township, Precinct 1 - FWL | 367 | 355 | 142 | 131 | 15 | 10 | 19 | 11 | 1050 | 328 | 0 | 0 | 689 | 689 |
| Iosco Township, Precinct 1 - SCS | 34 | 39 | 16 | 13 | 1 | 1 | 2 | 2 | 108 | 20 | 0 | 0 | 64 | 64 |
| Iosco Township, Precinct 2 - FWL | 353 | 316 | 137 | 123 | 17 | 18 | 24 | 15 | 1003 | 311 | 1 | 0 | 658 | 658 |
| Iosco Township, Precinct 2 - HOW | 162 | 158 | 101 | 81 | 15 | 12 | 6 | 4 | 539 | 175 | 1 | 0 | 358 | 358 |
| Marion Township, Precinct 1 | 759 | 705 | 345 | 316 | 26 | 24 | 41 | 26 | 2242 | 784 | 0 | 507 | 1006 | 1513 |
| Marion Township, Precinct 2 | 821 | 765 | 497 | 433 | 53 | 43 | 48 | 28 | 2688 | 680 | 0 | 594 | 1090 | 1684 |
| Marion Township, Precinct 3 | 565 | 536 | 293 | 273 | 21 | 25 | 28 | 12 | 1753 | 465 | 0 | 446 | 663 | 1109 |
| Marion Township, Precinct 4 - HOW | 825 | 789 | 318 | 296 | 43 | 33 | 34 | 21 | 2359 | 709 | 0 | 557 | 977 | 1534 |
| Marion Township, Precinct 4 - PCS | 13 | 12 | 15 | 19 | 1 | 1 | 2 | 2 | 65 | 15 | 0 | 23 | 17 | 40 |
| Oceola Township, Precinct 1 | 764 | 702 | 398 | 377 | 32 | 30 | 44 | 28 | 2375 | 641 | 0 | 534 | 974 | 1508 |
| Oceola Township, Precinct 2 | 735 | 670 | 511 | 474 | 50 | 41 | 48 | 30 | 2559 | 747 | 3 | 532 | 1124 | 1656 |
| Oceola Township, Precinct 3 | 951 | 858 | 463 | 408 | 44 | 49 | 47 | 25 | 2845 | 761 | 0 | 550 | 1253 | 1803 |
| Oceola Township, Precinct 4 | 654 | 641 | 284 | 266 | 34 | 26 | 33 | 16 | 1954 | 572 | 0 | 384 | 879 | 1263 |
| Oceola Township, Precinct 5 | 462 | 425 | 231 | 221 | 26 | 15 | 11 | 9 | 1400 | 366 | 0 | 422 | 461 | 883 |
| Putnam Township, Precinct 1 | 411 | 385 | 312 | 303 | 34 | 33 | 42 | 15 | 1535 | 369 | 0 | 289 | 663 | 952 |
| Putnam Township, Precinct 2 - HOW | 59 | 60 | 37 | 31 | 3 | 2 | 1 | 1 | 194 | 70 | 0 | 53 | 79 | 132 |

## Governor of Wayne State University - Vote for not more than 2

| Precinct | Registered Voters | Turnout Percentage |
|---|---|---|
| Howell Township, Precinct 3 - HOW | 1718 | 58.91 % |
| Iosco Township, Precinct 1 - FWL | 1139 | 60.49 % |
| Iosco Township, Precinct 1 - SCS | 100 | 64.00 % |
| Iosco Township, Precinct 2 - FWL | 1055 | 62.37 % |
| Iosco Township, Precinct 2 - HOW | 547 | 65.45 % |
| Marion Township, Precinct 1 | 2199 | 68.80 % |
| Marion Township, Precinct 2 | 2393 | 70.37 % |
| Marion Township, Precinct 3 | 1546 | 71.73 % |
| Marion Township, Precinct 4 - HOW | 2168 | 70.76 % |
| Marion Township, Precinct 4 - PCS | 63 | 63.49 % |
| Oceola Township, Precinct 1 | 2289 | 65.88 % |
| Oceola Township, Precinct 2 | 2499 | 66.27 % |
| Oceola Township, Precinct 3 | 2758 | 65.37 % |
| Oceola Township, Precinct 4 | 1788 | 70.64 % |
| Oceola Township, Precinct 5 | 1189 | 74.26 % |
| Putnam Township, Precinct 1 | 1376 | 69.19 % |
| Putnam Township, Precinct 2 - HOW | 209 | 63.16 % |

## Governor of Wayne State University - Vote for not more than 2

| Precinct | Diane Dunaskiss , REP | David Nicholson , REP | Bryan C. Barnhill , DEM | Anil Kumar , DEM | Jon Elgas , LIB | John T. Hargenrader , LIB | Christine C. Schwartz , UST | Marc Joseph Sosnowski , UST | Cast Votes | Undervotes | Overvotes | Absentee Voting Ballots Cast | Election Day Voting Ballots Cast | Total Ballots Cast |
|---|---|---|---|---|---|---|---|---|---|---|---|---|---|---|
| Putnam Township, Precinct 2 - PCS | 567 | 531 | 336 | 318 | 36 | 32 | 34 | 19 | 1873 | 533 | 0 | 424 | 779 | 1203 |
| Putnam Township, Precinct 3 | 425 | 405 | 356 | 345 | 48 | 39 | 41 | 21 | 1680 | 462 | 0 | 256 | 815 | 1071 |
| Putnam Township, Precinct 4 | 437 | 401 | 278 | 258 | 33 | 27 | 33 | 16 | 1483 | 363 | 0 | 344 | 579 | 923 |
| Tyrone Township, Precinct 1 | 628 | 606 | 393 | 357 | 30 | 28 | 49 | 21 | 2112 | 642 | 1 | 473 | 905 | 1378 |
| Tyrone Township, Precinct 2 | 815 | 759 | 481 | 465 | 25 | 32 | 57 | 38 | 2672 | 576 | 1 | 596 | 1029 | 1625 |
| Tyrone Township, Precinct 3 | 738 | 684 | 386 | 372 | 36 | 26 | 55 | 26 | 2323 | 617 | 0 | 506 | 964 | 1470 |
| Tyrone Township, Precinct 4 | 679 | 598 | 288 | 259 | 47 | 39 | 45 | 26 | 1981 | 561 | 0 | 400 | 871 | 1271 |
| Unadilla Township, Precinct 1 - FWL | 65 | 57 | 27 | 21 | 3 | 6 | 5 | 2 | 186 | 66 | 0 | 0 | 126 | 126 |
| Unadilla Township, Precinct 1 - PCS | 73 | 74 | 36 | 33 | 3 | 3 | 11 | 6 | 239 | 75 | 0 | 0 | 157 | 157 |
| Unadilla Township, Precinct 1 - SCS | 567 | 550 | 406 | 373 | 41 | 35 | 56 | 28 | 2056 | 568 | 0 | 0 | 1312 | 1312 |
| **Totals** | **47361** | **44108** | **27705** | **25991** | **2693** | **2305** | **2733** | **1486** | **154382** | **42974** | **24** | **31341** | **67361** | **98702** |

## Governor of Wayne State University - Vote for not more than 2

| Precinct | Registered Voters | Turnout Percentage |
|---|---|---|
| Putnam Township, Precinct 2 - PCS | 1777 | 67.70 % |
| Putnam Township, Precinct 3 | 1628 | 65.79 % |
| Putnam Township, Precinct 4 | 1261 | 73.20 % |
| Tyrone Township, Precinct 1 | 2350 | 58.64 % |
| Tyrone Township, Precinct 2 | 2314 | 70.22 % |
| Tyrone Township, Precinct 3 | 2192 | 67.06 % |
| Tyrone Township, Precinct 4 | 2034 | 62.49 % |
| Unadilla Township, Precinct 1 - FWL | 170 | 74.12 % |
| Unadilla Township, Precinct 1 - PCS | 262 | 59.92 % |
| Unadilla Township, Precinct 1 - SCS | 2107 | 62.27 % |
| **Totals** | **147839** | **66.76 %** |

## County Commissioner 1st District - Vote for not more than 1

| Precinct | **Kate Lawrence , REP** | Cast Votes | Undervotes | Overvotes | Absentee Voting Ballots Cast | Election Day Voting Ballots Cast | Total Ballots Cast | Registered Voters | Turnout Percentage |
|---|---|---|---|---|---|---|---|---|---|
| City of Brighton, Precinct 1 | 725 | 725 | 377 | 0 | 392 | 710 | 1102 | 1785 | 61.74 % |
| City of Brighton, Precinct 2 | 571 | 571 | 297 | 0 | 316 | 552 | 868 | 1425 | 60.91 % |
| City of Brighton, Precinct 3 | 808 | 808 | 380 | 1 | 409 | 780 | 1189 | 1603 | 74.17 % |
| City of Brighton, Precinct 4 | 662 | 662 | 290 | 0 | 491 | 461 | 952 | 1184 | 80.41 % |
| Brighton Charter Township, Precinct 1 | 951 | 951 | 366 | 0 | 527 | 790 | 1317 | 1763 | 74.70 % |
| Brighton Charter Township, Precinct 2 | 678 | 678 | 278 | 0 | 340 | 616 | 956 | 1527 | 62.61 % |
| Brighton Charter Township, Precinct 4 | 723 | 723 | 272 | 0 | 352 | 643 | 995 | 1465 | 67.92 % |
| Brighton Charter Township, Precinct 6 | 1089 | 1089 | 473 | 0 | 487 | 1075 | 1562 | 2181 | 71.62 % |
| Brighton Charter Township, Precinct 7 | 926 | 926 | 388 | 0 | 477 | 837 | 1314 | 1840 | 71.41 % |
| Brighton Charter Township, Precinct 9 | 1314 | 1314 | 497 | 0 | 701 | 1110 | 1811 | 2526 | 71.69 % |
| **Totals** | **8447** | **8447** | **3618** | **1** | **4492** | **7574** | **12066** | **17299** | **69.75 %** |

## County Commissioner 2nd District - Vote for not more than 1

| Precinct | William J. Green , REP | Jennifer Garcia , DEM | Cast Votes | Undervotes | Overvotes | Absentee Voting Ballots Cast | Election Day Voting Ballots Cast | Total Ballots Cast | Registered Voters | Turnout Percentage |
|---|---|---|---|---|---|---|---|---|---|---|
| Deerfield Township, Precinct 1 - HAR | 386 | 155 | 541 | 25 | 0 | 199 | 367 | 566 | 837 | 67.62 % |
| Deerfield Township, Precinct 1 - LIN | 260 | 179 | 439 | 28 | 0 | 156 | 311 | 467 | 756 | 61.77 % |
| Deerfield Township, Precinct 2 - BYR | 5 | 6 | 11 | 3 | 0 | 5 | 9 | 14 | 30 | 46.67 % |
| Deerfield Township, Precinct 2 - HAR | 372 | 119 | 491 | 21 | 0 | 120 | 392 | 512 | 767 | 66.75 % |
| Deerfield Township, Precinct 2 - HOW | 367 | 137 | 504 | 34 | 0 | 185 | 353 | 538 | 842 | 63.90 % |
| Deerfield Township, Precinct 2 - LIN | 52 | 22 | 74 | 4 | 0 | 18 | 60 | 78 | 128 | 60.94 % |
| Hartland Township, Precinct 2 | 932 | 539 | 1471 | 114 | 1 | 377 | 1209 | 1586 | 2507 | 63.26 % |
| Oceola Township, Precinct 1 | 892 | 497 | 1389 | 119 | 0 | 534 | 974 | 1508 | 2289 | 65.88 % |
| Oceola Township, Precinct 2 | 878 | 636 | 1514 | 142 | 0 | 532 | 1124 | 1656 | 2499 | 66.27 % |
| Oceola Township, Precinct 3 | 1086 | 582 | 1668 | 135 | 0 | 550 | 1253 | 1803 | 2758 | 65.37 % |
| Oceola Township, Precinct 4 | 815 | 366 | 1181 | 80 | 2 | 384 | 879 | 1263 | 1788 | 70.64 % |
| Oceola Township, Precinct 5 | 531 | 287 | 818 | 65 | 0 | 422 | 461 | 883 | 1189 | 74.26 % |
| **Totals** | **6576** | **3525** | **10101** | **770** | **3** | **3482** | **7392** | **10874** | **16390** | **66.35 %** |

## County Commissioner 3rd District - Vote for not more than 1

| Precinct | Wes Nakagiri , REP | Steven J. Savela , DEM | Cast Votes | Undervotes | Overvotes | Absentee Voting Ballots Cast | Election Day Voting Ballots Cast | Total Ballots Cast | Registered Voters | Turnout Percentage |
|---|---|---|---|---|---|---|---|---|---|---|
| Hartland Township, Precinct 1 | 989 | 510 | 1499 | 117 | 2 | 611 | 1007 | 1618 | 2259 | 71.62 % |
| Hartland Township, Precinct 3 | 1044 | 552 | 1596 | 112 | 0 | 626 | 1082 | 1708 | 2737 | 62.40 % |
| Hartland Township, Precinct 4 | 922 | 429 | 1351 | 101 | 0 | 425 | 1027 | 1452 | 2203 | 65.91 % |
| Hartland Township, Precinct 5 | 715 | 336 | 1051 | 115 | 1 | 393 | 774 | 1167 | 1724 | 67.69 % |
| Tyrone Township, Precinct 1 | 802 | 466 | 1268 | 110 | 0 | 473 | 905 | 1378 | 2350 | 58.64 % |
| Tyrone Township, Precinct 2 | 1004 | 536 | 1540 | 85 | 0 | 596 | 1029 | 1625 | 2314 | 70.22 % |
| Tyrone Township, Precinct 3 | 933 | 465 | 1398 | 72 | 0 | 506 | 964 | 1470 | 2192 | 67.06 % |
| Tyrone Township, Precinct 4 | 798 | 387 | 1185 | 86 | 0 | 400 | 871 | 1271 | 2034 | 62.49 % |
| **Totals** | **7207** | **3681** | **10888** | **798** | **3** | **4030** | **7659** | **11689** | **17813** | **65.62 %** |

## County Commissioner 4th District - Vote for not more than 1

| Precinct | Douglas G. Helzerman , REP | Maureen S. Martin , DEM | Cast Votes | Undervotes | Overvotes | Absentee Voting Ballots Cast | Election Day Voting Ballots Cast | Total Ballots Cast | Registered Voters | Turnout Percentage |
|---|---|---|---|---|---|---|---|---|---|---|
| Conway Township, Precinct 1 - BYR | 41 | 6 | 47 | 0 | 0 | 0 | 47 | 47 | 78 | 60.26 % |
| Conway Township, Precinct 1 - FWL | 980 | 437 | 1417 | 96 | 0 | 0 | 1513 | 1513 | 2368 | 63.89 % |
| Conway Township, Precinct 1 - MOR | 27 | 7 | 34 | 2 | 0 | 0 | 36 | 36 | 52 | 69.23 % |
| Conway Township, Precinct 1 - WEB | 17 | 14 | 31 | 3 | 1 | 0 | 35 | 35 | 79 | 44.30 % |
| Handy Township, Precinct 1 - FWL | 576 | 297 | 873 | 69 | 0 | 197 | 745 | 942 | 1575 | 59.81 % |
| Handy Township, Precinct 1 - HOW | 6 | 1 | 7 | 0 | 0 | 1 | 6 | 7 | 10 | 70.00 % |
| Handy Township, Precinct 1 - WEB | 5 | 2 | 7 | 0 | 0 | 0 | 7 | 7 | 7 | 100.00 % |
| Handy Township, Precinct 2 | 611 | 363 | 974 | 99 | 0 | 231 | 842 | 1073 | 2065 | 51.96 % |
| Handy Township, Precinct 3 - FWL | 838 | 417 | 1255 | 110 | 0 | 267 | 1098 | 1365 | 2351 | 58.06 % |
| Handy Township, Precinct 3 - WEB | 21 | 8 | 29 | 0 | 0 | 12 | 17 | 29 | 34 | 85.29 % |
| Iosco Township, Precinct 1 - FWL | 461 | 177 | 638 | 51 | 0 | 0 | 689 | 689 | 1139 | 60.49 % |
| Iosco Township, Precinct 1 - SCS | 44 | 16 | 60 | 4 | 0 | 0 | 64 | 64 | 100 | 64.00 % |
| Iosco Township, Precinct 2 - FWL | 445 | 176 | 621 | 36 | 1 | 0 | 658 | 658 | 1055 | 62.37 % |
| Iosco Township, Precinct 2 - HOW | 208 | 114 | 322 | 36 | 0 | 0 | 358 | 358 | 547 | 65.45 % |
| Putnam Township, Precinct 1 | 482 | 395 | 877 | 75 | 0 | 289 | 663 | 952 | 1376 | 69.19 % |

## County Commissioner 4th District - Vote for not more than 1

| Precinct | Douglas G. Helzerman , REP | Maureen S. Martin , DEM | Cast Votes | Undervotes | Overvotes | Absentee Voting Ballots Cast | Election Day Voting Ballots Cast | Total Ballots Cast | Registered Voters | Turnout Percentage |
|---|---|---|---|---|---|---|---|---|---|---|
| Unadilla Township, Precinct 1 - FWL | 77 | 36 | 113 | 13 | 0 | 0 | 126 | 126 | 170 | 74.12 % |
| Unadilla Township, Precinct 1 - PCS | 94 | 45 | 139 | 18 | 0 | 0 | 157 | 157 | 262 | 59.92 % |
| Unadilla Township, Precinct 1 - SCS | 692 | 517 | 1209 | 100 | 3 | 0 | 1312 | 1312 | 2107 | 62.27 % |
| **Totals** | **5625** | **3028** | **8653** | **712** | **5** | **997** | **8373** | **9370** | **15375** | **60.94 %** |

## County Commissioner 5th District - Vote for not more than 1

| Precinct | Donald S. Parker , REP | Alex Hansen , DEM | Cast Votes | Undervotes | Overvotes | Absentee Voting Ballots Cast | Election Day Voting Ballots Cast | Total Ballots Cast | Registered Voters | Turnout Percentage |
|---|---|---|---|---|---|---|---|---|---|---|
| City of Howell, Precinct 1 | 729 | 568 | 1297 | 114 | 1 | 416 | 996 | 1412 | 2355 | 59.96 % |
| City of Howell, Precinct 2 | 484 | 510 | 994 | 85 | 0 | 224 | 855 | 1079 | 2136 | 50.51 % |
| City of Howell, Precinct 3 | 816 | 602 | 1418 | 134 | 0 | 431 | 1121 | 1552 | 2491 | 62.30 % |
| Cohoctah Township, Precinct 1 - BYR | 212 | 101 | 313 | 17 | 0 | 0 | 330 | 330 | 524 | 62.98 % |
| Cohoctah Township, Precinct 1 - FWL | 335 | 138 | 473 | 46 | 0 | 0 | 519 | 519 | 822 | 63.14 % |
| Cohoctah Township, Precinct 1 - HOW | 515 | 233 | 748 | 53 | 0 | 0 | 801 | 801 | 1233 | 64.96 % |
| Howell Township, Precinct 1 - FWL | 88 | 54 | 142 | 11 | 0 | 44 | 109 | 153 | 261 | 58.62 % |
| Howell Township, Precinct 1 - HOW | 612 | 360 | 972 | 96 | 2 | 356 | 714 | 1070 | 1646 | 65.01 % |
| Howell Township, Precinct 2 | 767 | 464 | 1231 | 109 | 0 | 378 | 962 | 1340 | 1992 | 67.27 % |
| Howell Township, Precinct 3 - FWL | 3 | 1 | 4 | 0 | 0 | 0 | 4 | 4 | 4 | 100.00 % |
| Howell Township, Precinct 3 - HOW | 599 | 350 | 949 | 63 | 0 | 297 | 715 | 1012 | 1718 | 58.91 % |
| **Totals** | **5160** | **3381** | **8541** | **728** | **3** | **2146** | **7126** | **9272** | **15182** | **61.07 %** |

## County Commissioner 6th District - Vote for not more than 1

| Precinct | Robert J. Bezotte , REP | Kasey Helton , DEM | Cast Votes | Undervotes | Overvotes | Absentee Voting Ballots Cast | Election Day Voting Ballots Cast | Total Ballots Cast | Registered Voters | Turnout Percentage |
|---|---|---|---|---|---|---|---|---|---|---|
| Hamburg Township, Precinct 3 | 919 | 663 | 1582 | 130 | 1 | 605 | 1108 | 1713 | 2421 | 70.76 % |
| Marion Township, Precinct 1 | 979 | 447 | 1426 | 87 | 0 | 507 | 1006 | 1513 | 2199 | 68.80 % |
| Marion Township, Precinct 2 | 1089 | 528 | 1617 | 67 | 0 | 594 | 1090 | 1684 | 2393 | 70.37 % |
| Marion Township, Precinct 3 | 720 | 318 | 1038 | 71 | 0 | 446 | 663 | 1109 | 1546 | 71.73 % |
| Marion Township, Precinct 4 - HOW | 1045 | 385 | 1430 | 104 | 0 | 557 | 977 | 1534 | 2168 | 70.76 % |
| Marion Township, Precinct 4 - PCS | 15 | 24 | 39 | 1 | 0 | 23 | 17 | 40 | 63 | 63.49 % |
| Putnam Township, Precinct 2 - HOW | 75 | 54 | 129 | 3 | 0 | 53 | 79 | 132 | 209 | 63.16 % |
| Putnam Township, Precinct 2 - PCS | 724 | 410 | 1134 | 68 | 1 | 424 | 779 | 1203 | 1777 | 67.70 % |
| Putnam Township, Precinct 3 | 560 | 459 | 1019 | 51 | 1 | 256 | 815 | 1071 | 1628 | 65.79 % |
| Putnam Township, Precinct 4 | 532 | 337 | 869 | 54 | 0 | 344 | 579 | 923 | 1261 | 73.20 % |
| **Totals** | **6658** | **3625** | **10283** | **636** | **3** | **3809** | **7113** | **10922** | **15665** | **69.72 %** |

## County Commissioner 7th District - Vote for not more than 1

| Precinct | Carol S. Griffith , REP | James Weeks , LIB | Cast Votes | Undervotes | Overvotes | Absentee Voting Ballots Cast | Election Day Voting Ballots Cast | Total Ballots Cast | Registered Voters | Turnout Percentage |
|---|---|---|---|---|---|---|---|---|---|---|
| Genoa Charter Township, Precinct 1 | 763 | 268 | 1031 | 190 | 1 | 366 | 856 | 1222 | 1933 | 63.22 % |
| Genoa Charter Township, Precinct 2 | 309 | 133 | 442 | 70 | 1 | 125 | 388 | 513 | 930 | 55.16 % |
| Genoa Charter Township, Precinct 3 | 729 | 245 | 974 | 174 | 0 | 443 | 705 | 1148 | 1875 | 61.23 % |
| Genoa Charter Township, Precinct 4 | 645 | 210 | 855 | 157 | 2 | 371 | 643 | 1014 | 1402 | 72.33 % |
| Genoa Charter Township, Precinct 5 | 461 | 123 | 584 | 109 | 0 | 214 | 479 | 693 | 980 | 70.71 % |
| Genoa Charter Township, Precinct 6 | 1261 | 262 | 1523 | 202 | 0 | 890 | 835 | 1725 | 2335 | 73.88 % |
| Genoa Charter Township, Precinct 7 | 462 | 121 | 583 | 79 | 0 | 261 | 401 | 662 | 914 | 72.43 % |
| Genoa Charter Township, Precinct 8 | 777 | 135 | 912 | 125 | 0 | 476 | 561 | 1037 | 1360 | 76.25 % |
| Genoa Charter Township, Precinct 9 | 649 | 218 | 867 | 128 | 0 | 403 | 592 | 995 | 1530 | 65.03 % |
| Genoa Charter Township, Precinct 10 | 725 | 192 | 917 | 148 | 1 | 420 | 646 | 1066 | 1558 | 68.42 % |
| Genoa Charter Township, Precinct 11 | 259 | 129 | 388 | 63 | 0 | 120 | 331 | 451 | 708 | 63.70 % |
| Genoa Charter Township, Precinct 12 | 77 | 27 | 104 | 17 | 0 | 29 | 92 | 121 | 157 | 77.07 % |
| Genoa Charter Township, Precinct 13 | 269 | 123 | 392 | 71 | 0 | 188 | 275 | 463 | 761 | 60.84 % |
| **Totals** | **7386** | **2186** | **9572** | **1533** | **5** | **4306** | **6804** | **11110** | **16443** | **67.57 %** |

## County Commissioner 8th District - Vote for not more than 1

| Precinct | Dennis L. Dolan , REP | Kristina Drake , DEM | Cast Votes | Undervotes | Overvotes | Absentee Voting Ballots Cast | Election Day Voting Ballots Cast | Total Ballots Cast | Registered Voters | Turnout Percentage |
|---|---|---|---|---|---|---|---|---|---|---|
| Green Oak Charter Township, Precinct 8 - BAS | 526 | 351 | 877 | 92 | 0 | 289 | 680 | 969 | 1378 | 70.32 % |
| Green Oak Charter Township, Precinct 8 - WLPS | 44 | 41 | 85 | 6 | 0 | 32 | 59 | 91 | 146 | 62.33 % |
| Hamburg Township, Precinct 1 | 1095 | 726 | 1821 | 155 | 0 | 680 | 1296 | 1976 | 2803 | 70.50 % |
| Hamburg Township, Precinct 2 | 764 | 615 | 1379 | 122 | 0 | 422 | 1079 | 1501 | 2095 | 71.65 % |
| Hamburg Township, Precinct 4 - DEX | 342 | 320 | 662 | 54 | 0 | 241 | 475 | 716 | 939 | 76.25 % |
| Hamburg Township, Precinct 4 - PCS | 437 | 394 | 831 | 77 | 0 | 356 | 552 | 908 | 1266 | 71.72 % |
| Hamburg Township, Precinct 5 | 678 | 527 | 1205 | 111 | 0 | 406 | 910 | 1316 | 1978 | 66.53 % |
| Hamburg Township, Precinct 6 | 936 | 785 | 1721 | 163 | 0 | 745 | 1139 | 1884 | 2666 | 70.67 % |
| Hamburg Township, Precinct 7 | 565 | 506 | 1071 | 73 | 1 | 383 | 762 | 1145 | 1532 | 74.74 % |
| Hamburg Township, Precinct 8 | 454 | 399 | 853 | 82 | 1 | 230 | 706 | 936 | 1348 | 69.44 % |
| **Totals** | **5841** | **4664** | **10505** | **935** | **2** | **3784** | **7658** | **11442** | **16151** | **70.84 %** |

## County Commissioner 9th District - Vote for not more than 1

| Precinct | Gary Childs , REP | Cast Votes | Undervotes | Overvotes | Absentee Voting Ballots Cast | Election Day Voting Ballots Cast | Total Ballots Cast | Registered Voters | Turnout Percentage |
|---|---|---|---|---|---|---|---|---|---|
| Brighton Charter Township, Precinct 3 | 827 | 827 | 398 | 0 | 492 | 733 | 1225 | 1598 | 76.66 % |
| Brighton Charter Township, Precinct 5 | 432 | 432 | 216 | 0 | 164 | 484 | 648 | 1010 | 64.16 % |
| Brighton Charter Township, Precinct 8 | 604 | 604 | 274 | 0 | 338 | 540 | 878 | 1208 | 72.68 % |
| Green Oak Charter Township, Precinct 1 | 877 | 877 | 439 | 0 | 450 | 866 | 1316 | 2132 | 61.73 % |
| Green Oak Charter Township, Precinct 2 | 697 | 697 | 347 | 0 | 268 | 776 | 1044 | 1591 | 65.62 % |
| Green Oak Charter Township, Precinct 3 - BAS | 210 | 210 | 65 | 0 | 75 | 200 | 275 | 389 | 70.69 % |
| Green Oak Charter Township, Precinct 3 - SLCS | 159 | 159 | 67 | 0 | 48 | 178 | 226 | 323 | 69.97 % |
| Green Oak Charter Township, Precinct 3 - WLPS | 526 | 526 | 299 | 0 | 308 | 517 | 825 | 1352 | 61.02 % |
| Green Oak Charter Township, Precinct 4 - BAS | 141 | 141 | 57 | 0 | 80 | 118 | 198 | 293 | 67.58 % |
| Green Oak Charter Township, Precinct 4 - SLCS | 861 | 861 | 400 | 0 | 443 | 818 | 1261 | 1776 | 71.00 % |
| Green Oak Charter Township, Precinct 5 - BAS | 823 | 823 | 390 | 0 | 471 | 742 | 1213 | 1753 | 69.20 % |
| Green Oak Charter Township, Precinct 5 - SLCS | 2 | 2 | 0 | 0 | 2 | 0 | 2 | 2 | 100.00 % |
| Green Oak Charter Township, Precinct 6 | 956 | 956 | 417 | 0 | 606 | 767 | 1373 | 1936 | 70.92 % |
| Green Oak Charter Township, Precinct 7 | 464 | 464 | 225 | 0 | 245 | 444 | 689 | 1088 | 63.33 % |
| Green Oak Charter Township, Precinct 9 - BAS | 214 | 214 | 105 | 0 | 112 | 207 | 319 | 435 | 73.33 % |

## County Commissioner 9th District - Vote for not more than 1

| Precinct | **Gary Childs , REP** | Cast Votes | Undervotes | Overvotes | Absentee Voting Ballots Cast | Election Day Voting Ballots Cast | Total Ballots Cast | Registered Voters | Turnout Percentage |
|---|---|---|---|---|---|---|---|---|---|
| Green Oak Charter Township, Precinct 9 - SLCS | 300 | 300 | 165 | 0 | 193 | 272 | 465 | 635 | 73.23 % |
| **Totals** | **8093** | **8093** | **3864** | **0** | **4295** | **7662** | **11957** | **17521** | **68.24 %** |

## Cohoctah Township Clerk Partial Term Ending 11/20/2020 - Vote for not more than 1

| Precinct | **Barb Fear , REP** | Cast Votes | Undervotes | Overvotes | Absentee Voting Ballots Cast | Election Day Voting Ballots Cast | Total Ballots Cast | Registered Voters | Turnout Percentage |
|---|---|---|---|---|---|---|---|---|---|
| Cohoctah Township, Precinct 1 - BYR | 255 | 255 | 75 | 0 | 0 | 330 | 330 | 524 | 62.98 % |
| Cohoctah Township, Precinct 1 - FWL | 418 | 418 | 101 | 0 | 0 | 519 | 519 | 822 | 63.14 % |
| Cohoctah Township, Precinct 1 - HOW | 610 | 610 | 190 | 1 | 0 | 801 | 801 | 1233 | 64.96 % |
| **Totals** | **1283** | **1283** | **366** | **1** | **0** | **1650** | **1650** | **2579** | **63.98 %** |

## Tyrone Township Treasurer Partial Term Ending 11/20/2020 - Vote for not more than 1

| Precinct | **Jennifer L. Eden , REP** | Cast Votes | Undervotes | Overvotes | Absentee Voting Ballots Cast | Election Day Voting Ballots Cast | Total Ballots Cast | Registered Voters | Turnout Percentage |
|---|---|---|---|---|---|---|---|---|---|
| Tyrone Township, Precinct 1 | 929 | 929 | 449 | 0 | 473 | 905 | 1378 | 2350 | 58.64 % |
| Tyrone Township, Precinct 2 | 1186 | 1186 | 439 | 0 | 596 | 1029 | 1625 | 2314 | 70.22 % |
| Tyrone Township, Precinct 3 | 1066 | 1066 | 404 | 0 | 506 | 964 | 1470 | 2192 | 67.06 % |
| Tyrone Township, Precinct 4 | 933 | 933 | 338 | 0 | 400 | 871 | 1271 | 2034 | 62.49 % |
| **Totals** | **4114** | **4114** | **1630** | **0** | **1975** | **3769** | **5744** | **8890** | **64.61 %** |

## Cohoctah Township Trustee Partial Term Ending 11/20/2020 - Vote for not more than 1

| Precinct | Phillip R. Charette , REP | Andrew R. Nowicki , DEM | Cast Votes | Undervotes | Overvotes | Absentee Voting Ballots Cast | Election Day Voting Ballots Cast | Total Ballots Cast | Registered Voters | Turnout Percentage |
|---|---|---|---|---|---|---|---|---|---|---|
| Cohoctah Township, Precinct 1 - BYR | 203 | 97 | 300 | 30 | 0 | 0 | 330 | 330 | 524 | 62.98 % |
| Cohoctah Township, Precinct 1 - FWL | 332 | 134 | 466 | 53 | 0 | 0 | 519 | 519 | 822 | 63.14 % |
| Cohoctah Township, Precinct 1 - HOW | 503 | 214 | 717 | 84 | 0 | 0 | 801 | 801 | 1233 | 64.96 % |
| **Totals** | **1038** | **445** | **1483** | **167** | **0** | **0** | **1650** | **1650** | **2579** | **63.98 %** |

## Howell Township Trustee Partial Term Ending 11/20/2020 - Vote for not more than 2

| Precinct | Evan Rudnicki , REP | Jeffrey A. Smith , REP | Judith Minton , DEM | Sally Newstead , DEM | Christine Martello-Schell , LIB | Jim Schell , LIB | Cast Votes | Undervotes | Overvotes | Absentee Voting Ballots Cast | Election Day Voting Ballots Cast | Total Ballots Cast | Registered Voters | Turnout Percentage |
|---|---|---|---|---|---|---|---|---|---|---|---|---|---|---|
| Howell Township, Precinct 1 - FWL | 85 | 71 | 52 | 40 | 4 | 5 | 257 | 49 | 0 | 44 | 109 | 153 | 261 | 58.62 % |
| Howell Township, Precinct 1 - HOW | 542 | 538 | 329 | 293 | 50 | 44 | 1796 | 344 | 0 | 356 | 714 | 1070 | 1646 | 65.01 % |
| Howell Township, Precinct 2 | 662 | 652 | 436 | 332 | 45 | 39 | 2166 | 514 | 0 | 378 | 962 | 1340 | 1992 | 67.27 % |
| Howell Township, Precinct 3 - FWL | 2 | 2 | 1 | 1 | 0 | 0 | 6 | 2 | 0 | 0 | 4 | 4 | 4 | 100.00 % |
| Howell Township, Precinct 3 - HOW | 519 | 519 | 316 | 252 | 41 | 39 | 1686 | 336 | 1 | 297 | 715 | 1012 | 1718 | 58.91 % |
| **Totals** | **1810** | **1782** | **1134** | **918** | **140** | **127** | **5911** | **1245** | **1** | **1075** | **2504** | **3579** | **5621** | **63.67 %** |

## Putnam Township Trustee Partial Term Ending 11/20/2020 - Vote for not more than 1

| Precinct | Bob Press , REP | James G. Robert , DEM | Cast Votes | Undervotes | Overvotes | Absentee Voting Ballots Cast | Election Day Voting Ballots Cast | Total Ballots Cast | Registered Voters | Turnout Percentage |
|---|---|---|---|---|---|---|---|---|---|---|
| Putnam Township, Precinct 1 | 485 | 389 | 874 | 78 | 0 | 289 | 663 | 952 | 1376 | 69.19 % |
| Putnam Township, Precinct 2 - HOW | 80 | 40 | 120 | 12 | 0 | 53 | 79 | 132 | 209 | 63.16 % |
| Putnam Township, Precinct 2 - PCS | 707 | 387 | 1094 | 109 | 0 | 424 | 779 | 1203 | 1777 | 67.70 % |
| Putnam Township, Precinct 3 | 547 | 445 | 992 | 78 | 1 | 256 | 815 | 1071 | 1628 | 65.79 % |
| Putnam Township, Precinct 4 | 514 | 334 | 848 | 75 | 0 | 344 | 579 | 923 | 1261 | 73.20 % |
| **Totals** | **2333** | **1595** | **3928** | **352** | **1** | **1366** | **2915** | **4281** | **6251** | **68.49 %** |

## Justice of Supreme Court - Vote for not more than 2

| Precinct | Samuel Bagenstos | Megan Kathleen Cavanagh | Elizabeth T. Clement | Doug Dern | Kerry Lee Morgan | Kurtis T. Wilder | Cast Votes | Undervotes | Overvotes | Absentee Voting Ballots Cast | Election Day Voting Ballots Cast | Total Ballots Cast | Registered Voters | Turnout Percentage |
|---|---|---|---|---|---|---|---|---|---|---|---|---|---|---|
| City of Brighton, Precinct 1 | 268 | 463 | 450 | 48 | 53 | 326 | 1608 | 596 | 0 | 392 | 710 | 1102 | 1785 | 61.74 % |
| City of Brighton, Precinct 2 | 134 | 401 | 350 | 48 | 43 | 246 | 1222 | 510 | 2 | 316 | 552 | 868 | 1425 | 60.91 % |
| City of Brighton, Precinct 3 | 216 | 404 | 562 | 66 | 61 | 417 | 1726 | 648 | 2 | 409 | 780 | 1189 | 1603 | 74.17 % |
| City of Brighton, Precinct 4 | 137 | 311 | 412 | 56 | 61 | 391 | 1368 | 526 | 5 | 491 | 461 | 952 | 1184 | 80.41 % |
| City of Howell, Precinct 1 | 226 | 476 | 540 | 37 | 160 | 582 | 2021 | 803 | 0 | 416 | 996 | 1412 | 2355 | 59.96 % |
| City of Howell, Precinct 2 | 165 | 403 | 420 | 40 | 56 | 433 | 1517 | 641 | 0 | 224 | 855 | 1079 | 2136 | 50.51 % |
| City of Howell, Precinct 3 | 280 | 636 | 668 | 67 | 74 | 498 | 2223 | 881 | 0 | 431 | 1121 | 1552 | 2491 | 62.30 % |
| Brighton Charter Township, Precinct 1 | 177 | 493 | 627 | 56 | 75 | 480 | 1908 | 720 | 3 | 527 | 790 | 1317 | 1763 | 74.70 % |
| Brighton Charter Township, Precinct 2 | 117 | 287 | 436 | 66 | 78 | 351 | 1335 | 577 | 0 | 340 | 616 | 956 | 1527 | 62.61 % |
| Brighton Charter Township, Precinct 3 | 171 | 445 | 505 | 89 | 86 | 512 | 1808 | 636 | 3 | 492 | 733 | 1225 | 1598 | 76.66 % |
| Brighton Charter Township, Precinct 4 | 122 | 299 | 422 | 37 | 101 | 434 | 1415 | 571 | 2 | 352 | 643 | 995 | 1465 | 67.92 % |
| Brighton Charter Township, Precinct 5 | 96 | 240 | 230 | 23 | 40 | 260 | 889 | 403 | 2 | 164 | 484 | 648 | 1010 | 64.16 % |
| Brighton Charter Township, Precinct 6 | 284 | 555 | 661 | 51 | 73 | 528 | 2152 | 958 | 7 | 487 | 1075 | 1562 | 2181 | 71.62 % |
| Brighton Charter Township, Precinct 7 | 147 | 570 | 612 | 50 | 41 | 466 | 1886 | 738 | 2 | 477 | 837 | 1314 | 1840 | 71.41 % |
| Brighton Charter Township, Precinct 8 | 117 | 260 | 440 | 35 | 38 | 348 | 1238 | 518 | 0 | 338 | 540 | 878 | 1208 | 72.68 % |
| Brighton Charter Township, Precinct 9 | 290 | 599 | 773 | 124 | 124 | 734 | 2644 | 972 | 3 | 701 | 1110 | 1811 | 2526 | 71.69 % |
| Cohoctah Township, Precinct 1 - BYR | 32 | 97 | 121 | 10 | 38 | 148 | 446 | 212 | 1 | 0 | 330 | 330 | 524 | 62.98 % |

## Justice of Supreme Court - Vote for not more than 2

| Precinct | Samuel Bagenstos | Megan Kathleen Cavanagh | Elizabeth T. Clement | Doug Dern | Kerry Lee Morgan | Kurtis T. Wilder | Cast Votes | Undervotes | Overvotes | Absentee Voting Ballots Cast | Election Day Voting Ballots Cast | Total Ballots Cast | Registered Voters | Turnout Percentage |
|---|---|---|---|---|---|---|---|---|---|---|---|---|---|---|
| Cohoctah Township, Precinct 1 - FWL | 48 | 137 | 197 | 16 | 86 | 221 | 705 | 333 | 0 | 0 | 519 | 519 | 822 | 63.14 % |
| Cohoctah Township, Precinct 1 - HOW | 68 | 227 | 317 | 32 | 96 | 353 | 1093 | 507 | 1 | 0 | 801 | 801 | 1233 | 64.96 % |
| Conway Township, Precinct 1 - BYR | 6 | 17 | 15 | 3 | 2 | 25 | 68 | 26 | 0 | 0 | 47 | 47 | 78 | 60.26 % |
| Conway Township, Precinct 1 - FWL | 179 | 444 | 595 | 68 | 74 | 726 | 2086 | 936 | 2 | 0 | 1513 | 1513 | 2368 | 63.89 % |
| Conway Township, Precinct 1 - MOR | 1 | 7 | 18 | 0 | 1 | 26 | 53 | 19 | 0 | 0 | 36 | 36 | 52 | 69.23 % |
| Conway Township, Precinct 1 - WEB | 3 | 15 | 17 | 1 | 4 | 14 | 54 | 16 | 0 | 0 | 35 | 35 | 79 | 44.30 % |
| Deerfield Township, Precinct 1 - HAR | 110 | 201 | 258 | 35 | 30 | 206 | 840 | 290 | 1 | 199 | 367 | 566 | 837 | 67.62 % |
| Deerfield Township, Precinct 1 - LIN | 77 | 189 | 201 | 20 | 21 | 164 | 672 | 262 | 0 | 156 | 311 | 467 | 756 | 61.77 % |
| Deerfield Township, Precinct 2 - BYR | 1 | 10 | 2 | 0 | 1 | 2 | 16 | 12 | 0 | 5 | 9 | 14 | 30 | 46.67 % |
| Deerfield Township, Precinct 2 - HAR | 37 | 189 | 252 | 25 | 34 | 192 | 729 | 295 | 0 | 120 | 392 | 512 | 767 | 66.75 % |
| Deerfield Township, Precinct 2 - HOW | 42 | 200 | 240 | 34 | 25 | 192 | 733 | 341 | 1 | 185 | 353 | 538 | 842 | 63.90 % |
| Deerfield Township, Precinct 2 - LIN | 5 | 35 | 40 | 2 | 7 | 33 | 122 | 34 | 0 | 18 | 60 | 78 | 128 | 60.94 % |
| Genoa Charter Township, Precinct 1 | 162 | 385 | 653 | 75 | 61 | 462 | 1798 | 644 | 1 | 366 | 856 | 1222 | 1933 | 63.22 % |
| Genoa Charter Township, Precinct 2 | 59 | 161 | 174 | 64 | 59 | 212 | 729 | 297 | 0 | 125 | 388 | 513 | 930 | 55.16 % |
| Genoa Charter Township, Precinct 3 | 143 | 355 | 494 | 34 | 140 | 513 | 1679 | 617 | 0 | 443 | 705 | 1148 | 1875 | 61.23 % |

## Justice of Supreme Court - Vote for not more than 2

| Precinct | Samuel Bagenstos | Megan Kathleen Cavanagh | Elizabeth T. Clement | Doug Dern | Kerry Lee Morgan | Kurtis T. Wilder | Cast Votes | Undervotes | Overvotes | Absentee Voting Ballots Cast | Election Day Voting Ballots Cast | Total Ballots Cast | Registered Voters | Turnout Percentage |
|---|---|---|---|---|---|---|---|---|---|---|---|---|---|---|
| Genoa Charter Township, Precinct 4 | 179 | 395 | 443 | 26 | 32 | 436 | 1511 | 517 | 0 | 371 | 643 | 1014 | 1402 | 72.33 % |
| Genoa Charter Township, Precinct 5 | 111 | 227 | 321 | 36 | 27 | 271 | 993 | 393 | 0 | 214 | 479 | 693 | 980 | 70.71 % |
| Genoa Charter Township, Precinct 6 | 179 | 668 | 888 | 65 | 62 | 738 | 2600 | 842 | 4 | 890 | 835 | 1725 | 2335 | 73.88 % |
| Genoa Charter Township, Precinct 7 | 76 | 184 | 363 | 21 | 34 | 288 | 966 | 356 | 1 | 261 | 401 | 662 | 914 | 72.43 % |
| Genoa Charter Township, Precinct 8 | 139 | 318 | 501 | 45 | 62 | 492 | 1557 | 511 | 3 | 476 | 561 | 1037 | 1360 | 76.25 % |
| Genoa Charter Township, Precinct 9 | 135 | 308 | 393 | 18 | 116 | 453 | 1423 | 565 | 1 | 403 | 592 | 995 | 1530 | 65.03 % |
| Genoa Charter Township, Precinct 10 | 129 | 321 | 510 | 22 | 49 | 532 | 1563 | 569 | 0 | 420 | 646 | 1066 | 1558 | 68.42 % |
| Genoa Charter Township, Precinct 11 | 85 | 164 | 164 | 33 | 24 | 157 | 627 | 275 | 0 | 120 | 331 | 451 | 708 | 63.70 % |
| Genoa Charter Township, Precinct 12 | 15 | 52 | 50 | 7 | 9 | 46 | 179 | 63 | 0 | 29 | 92 | 121 | 157 | 77.07 % |
| Genoa Charter Township, Precinct 13 | 51 | 149 | 222 | 42 | 37 | 156 | 657 | 269 | 0 | 188 | 275 | 463 | 761 | 60.84 % |
| Green Oak Charter Township, Precinct 1 | 204 | 429 | 474 | 114 | 109 | 445 | 1775 | 851 | 3 | 450 | 866 | 1316 | 2132 | 61.73 % |
| Green Oak Charter Township, Precinct 2 | 159 | 388 | 401 | 30 | 104 | 411 | 1493 | 591 | 2 | 268 | 776 | 1044 | 1591 | 65.62 % |
| Green Oak Charter Township, Precinct 3 - BAS | 38 | 100 | 122 | 11 | 17 | 129 | 417 | 133 | 0 | 75 | 200 | 275 | 389 | 70.69 % |
| Green Oak Charter Township, Precinct 3 - SLCS | 41 | 83 | 84 | 5 | 6 | 98 | 317 | 135 | 0 | 48 | 178 | 226 | 323 | 69.97 % |
| Green Oak Charter Township, Precinct 3 - WLPS | 153 | 331 | 342 | 32 | 47 | 341 | 1246 | 404 | 0 | 308 | 517 | 825 | 1352 | 61.02 % |

## Justice of Supreme Court - Vote for not more than 2

| Precinct | Samuel Bagenstos | Megan Kathleen Cavanagh | Elizabeth T. Clement | Doug Dern | Kerry Lee Morgan | Kurtis T. Wilder | Cast Votes | Undervotes | Overvotes | Absentee Voting Ballots Cast | Election Day Voting Ballots Cast | Total Ballots Cast | Registered Voters | Turnout Percentage |
|---|---|---|---|---|---|---|---|---|---|---|---|---|---|---|
| Green Oak Charter Township, Precinct 4 - BAS | 35 | 58 | 93 | 7 | 15 | 69 | 277 | 119 | 0 | 80 | 118 | 198 | 293 | 67.58 % |
| Green Oak Charter Township, Precinct 4 - SLCS | 208 | 465 | 516 | 44 | 65 | 390 | 1688 | 828 | 3 | 443 | 818 | 1261 | 1776 | 71.00 % |
| Green Oak Charter Township, Precinct 5 - BAS | 131 | 471 | 611 | 45 | 57 | 439 | 1754 | 662 | 5 | 471 | 742 | 1213 | 1753 | 69.20 % |
| Green Oak Charter Township, Precinct 5 - SLCS | 0 | 1 | 1 | 1 | 1 | 0 | 4 | 0 | 0 | 2 | 0 | 2 | 2 | 100.00 % |
| Green Oak Charter Township, Precinct 6 | 177 | 400 | 709 | 84 | 98 | 492 | 1960 | 784 | 1 | 606 | 767 | 1373 | 1936 | 70.92 % |
| Green Oak Charter Township, Precinct 7 | 114 | 248 | 259 | 63 | 69 | 243 | 996 | 376 | 3 | 245 | 444 | 689 | 1088 | 63.33 % |
| Green Oak Charter Township, Precinct 8 - BAS | 130 | 296 | 415 | 27 | 116 | 408 | 1392 | 546 | 0 | 289 | 680 | 969 | 1378 | 70.32 % |
| Green Oak Charter Township, Precinct 8 - WLPS | 17 | 34 | 24 | 5 | 10 | 30 | 120 | 62 | 0 | 32 | 59 | 91 | 146 | 62.33 % |
| Green Oak Charter Township, Precinct 9 - BAS | 42 | 97 | 161 | 9 | 16 | 147 | 472 | 164 | 1 | 112 | 207 | 319 | 435 | 73.33 % |
| Green Oak Charter Township, Precinct 9 - SLCS | 75 | 146 | 168 | 13 | 19 | 187 | 608 | 320 | 1 | 193 | 272 | 465 | 635 | 73.23 % |
| Hamburg Township, Precinct 1 | 401 | 766 | 882 | 73 | 105 | 661 | 2888 | 1060 | 2 | 680 | 1296 | 1976 | 2803 | 70.50 % |
| Hamburg Township, Precinct 2 | 249 | 684 | 623 | 81 | 85 | 449 | 2171 | 827 | 2 | 422 | 1079 | 1501 | 2095 | 71.65 % |
| Hamburg Township, Precinct 3 | 266 | 535 | 817 | 86 | 97 | 647 | 2448 | 976 | 1 | 605 | 1108 | 1713 | 2421 | 70.76 % |
| Hamburg Township, Precinct 4 - DEX | 135 | 262 | 287 | 52 | 62 | 258 | 1056 | 370 | 3 | 241 | 475 | 716 | 939 | 76.25 % |
| Hamburg Township, Precinct 4 - PCS | 154 | 306 | 333 | 69 | 85 | 297 | 1244 | 568 | 2 | 356 | 552 | 908 | 1266 | 71.72 % |
| Hamburg Township, Precinct 5 | 213 | 485 | 491 | 39 | 176 | 509 | 1913 | 717 | 1 | 406 | 910 | 1316 | 1978 | 66.53 % |

## Justice of Supreme Court - Vote for not more than 2

| Precinct | Samuel Bagenstos | Megan Kathleen Cavanagh | Elizabeth T. Clement | Doug Dern | Kerry Lee Morgan | Kurtis T. Wilder | Cast Votes | Undervotes | Overvotes | Absentee Voting Ballots Cast | Election Day Voting Ballots Cast | Total Ballots Cast | Registered Voters | Turnout Percentage |
|---|---|---|---|---|---|---|---|---|---|---|---|---|---|---|
| Hamburg Township, Precinct 6 | 339 | 704 | 780 | 58 | 63 | 787 | 2731 | 1035 | 1 | 745 | 1139 | 1884 | 2666 | 70.67 % |
| Hamburg Township, Precinct 7 | 260 | 501 | 464 | 55 | 48 | 367 | 1695 | 593 | 1 | 383 | 762 | 1145 | 1532 | 74.74 % |
| Hamburg Township, Precinct 8 | 138 | 442 | 398 | 63 | 54 | 280 | 1375 | 495 | 1 | 230 | 706 | 936 | 1348 | 69.44 % |
| Handy Township, Precinct 1 - FWL | 86 | 232 | 502 | 91 | 57 | 345 | 1313 | 571 | 0 | 197 | 745 | 942 | 1575 | 59.81 % |
| Handy Township, Precinct 1 - HOW | 0 | 0 | 4 | 0 | 1 | 4 | 9 | 5 | 0 | 1 | 6 | 7 | 10 | 70.00 % |
| Handy Township, Precinct 1 - WEB | 2 | 2 | 3 | 0 | 0 | 4 | 11 | 3 | 0 | 0 | 7 | 7 | 7 | 100.00 % |
| Handy Township, Precinct 2 | 98 | 339 | 370 | 135 | 119 | 379 | 1440 | 704 | 1 | 231 | 842 | 1073 | 2065 | 51.96 % |
| Handy Township, Precinct 3 - FWL | 162 | 431 | 511 | 35 | 200 | 567 | 1906 | 820 | 2 | 267 | 1098 | 1365 | 2351 | 58.06 % |
| Handy Township, Precinct 3 - WEB | 2 | 11 | 10 | 2 | 5 | 18 | 48 | 10 | 0 | 12 | 17 | 29 | 34 | 85.29 % |
| Hartland Township, Precinct 1 | 210 | 536 | 700 | 68 | 73 | 761 | 2348 | 880 | 4 | 611 | 1007 | 1618 | 2259 | 71.62 % |
| Hartland Township, Precinct 2 | 272 | 595 | 707 | 63 | 83 | 564 | 2284 | 886 | 1 | 377 | 1209 | 1586 | 2507 | 63.26 % |
| Hartland Township, Precinct 3 | 162 | 732 | 816 | 133 | 102 | 566 | 2511 | 903 | 1 | 626 | 1082 | 1708 | 2737 | 62.40 % |
| Hartland Township, Precinct 4 | 147 | 385 | 758 | 120 | 97 | 579 | 2086 | 816 | 1 | 425 | 1027 | 1452 | 2203 | 65.91 % |
| Hartland Township, Precinct 5 | 142 | 353 | 448 | 125 | 99 | 466 | 1633 | 695 | 3 | 393 | 774 | 1167 | 1724 | 67.69 % |
| Howell Township, Precinct 1 - FWL | 24 | 49 | 59 | 9 | 19 | 67 | 227 | 79 | 0 | 44 | 109 | 153 | 261 | 58.62 % |
| Howell Township, Precinct 1 - HOW | 146 | 320 | 429 | 39 | 102 | 460 | 1496 | 642 | 1 | 356 | 714 | 1070 | 1646 | 65.01 % |
| Howell Township, Precinct 2 | 175 | 423 | 499 | 55 | 73 | 611 | 1836 | 842 | 1 | 378 | 962 | 1340 | 1992 | 67.27 % |
| Howell Township, Precinct 3 - FWL | 1 | 1 | 0 | 0 | 0 | 1 | 3 | 5 | 0 | 0 | 4 | 4 | 4 | 100.00 % |

## Justice of Supreme Court - Vote for not more than 2

| Precinct | Samuel Bagenstos | Megan Kathleen Cavanagh | Elizabeth T. Clement | Doug Dern | Kerry Lee Morgan | Kurtis T. Wilder | Cast Votes | Undervotes | Overvotes | Absentee Voting Ballots Cast | Election Day Voting Ballots Cast | Total Ballots Cast | Registered Voters | Turnout Percentage |
|---|---|---|---|---|---|---|---|---|---|---|---|---|---|---|
| Howell Township, Precinct 3 - HOW | 143 | 379 | 418 | 61 | 53 | 364 | 1418 | 604 | 1 | 297 | 715 | 1012 | 1718 | 58.91 % |
| Iosco Township, Precinct 1 - FWL | 42 | 271 | 310 | 36 | 31 | 220 | 910 | 466 | 1 | 0 | 689 | 689 | 1139 | 60.49 % |
| Iosco Township, Precinct 1 - SCS | 1 | 24 | 26 | 9 | 2 | 23 | 85 | 43 | 0 | 0 | 64 | 64 | 100 | 64.00 % |
| Iosco Township, Precinct 2 - FWL | 56 | 164 | 342 | 57 | 54 | 252 | 925 | 387 | 2 | 0 | 658 | 658 | 1055 | 62.37 % |
| Iosco Township, Precinct 2 - HOW | 46 | 93 | 164 | 32 | 28 | 124 | 487 | 229 | 0 | 0 | 358 | 358 | 547 | 65.45 % |
| Marion Township, Precinct 1 | 149 | 404 | 588 | 160 | 164 | 620 | 2085 | 939 | 1 | 507 | 1006 | 1513 | 2199 | 68.80 % |
| Marion Township, Precinct 2 | 207 | 513 | 712 | 45 | 194 | 777 | 2448 | 920 | 0 | 594 | 1090 | 1684 | 2393 | 70.37 % |
| Marion Township, Precinct 3 | 158 | 382 | 490 | 33 | 37 | 537 | 1637 | 581 | 0 | 446 | 663 | 1109 | 1546 | 71.73 % |
| Marion Township, Precinct 4 - HOW | 244 | 506 | 658 | 86 | 78 | 554 | 2126 | 942 | 0 | 557 | 977 | 1534 | 2168 | 70.76 % |
| Marion Township, Precinct 4 - PCS | 14 | 19 | 16 | 0 | 1 | 11 | 61 | 19 | 0 | 23 | 17 | 40 | 63 | 63.49 % |
| Oceola Township, Precinct 1 | 153 | 651 | 686 | 97 | 64 | 526 | 2177 | 837 | 1 | 534 | 974 | 1508 | 2289 | 65.88 % |
| Oceola Township, Precinct 2 | 210 | 494 | 846 | 127 | 99 | 607 | 2383 | 917 | 6 | 532 | 1124 | 1656 | 2499 | 66.27 % |
| Oceola Township, Precinct 3 | 182 | 509 | 762 | 166 | 153 | 755 | 2527 | 1075 | 2 | 550 | 1253 | 1803 | 2758 | 65.37 % |
| Oceola Township, Precinct 4 | 145 | 382 | 488 | 44 | 156 | 560 | 1775 | 747 | 2 | 384 | 879 | 1263 | 1788 | 70.64 % |
| Oceola Township, Precinct 5 | 120 | 307 | 402 | 31 | 36 | 422 | 1318 | 446 | 1 | 422 | 461 | 883 | 1189 | 74.26 % |
| Putnam Township, Precinct 1 | 167 | 391 | 398 | 57 | 58 | 298 | 1369 | 529 | 3 | 289 | 663 | 952 | 1376 | 69.19 % |
| Putnam Township, Precinct 2 - HOW | 14 | 67 | 46 | 13 | 8 | 30 | 178 | 86 | 0 | 53 | 79 | 132 | 209 | 63.16 % |

## Justice of Supreme Court - Vote for not more than 2

| Precinct | Samuel Bagenstos | Megan Kathleen Cavanagh | Elizabeth T. Clement | Doug Dern | Kerry Lee Morgan | Kurtis T. Wilder | Cast Votes | Undervotes | Overvotes | Absentee Voting Ballots Cast | Election Day Voting Ballots Cast | Total Ballots Cast | Registered Voters | Turnout Percentage |
|---|---|---|---|---|---|---|---|---|---|---|---|---|---|---|
| Putnam Township, Precinct 2 - PCS | 118 | 534 | 548 | 76 | 76 | 398 | 1750 | 654 | 1 | 424 | 779 | 1203 | 1777 | 67.70 % |
| Putnam Township, Precinct 3 | 153 | 349 | 510 | 96 | 93 | 337 | 1538 | 602 | 1 | 256 | 815 | 1071 | 1628 | 65.79 % |
| Putnam Township, Precinct 4 | 129 | 294 | 382 | 86 | 108 | 384 | 1383 | 457 | 3 | 344 | 579 | 923 | 1261 | 73.20 % |
| Tyrone Township, Precinct 1 | 163 | 442 | 580 | 42 | 128 | 566 | 1921 | 831 | 2 | 473 | 905 | 1378 | 2350 | 58.64 % |
| Tyrone Township, Precinct 2 | 247 | 550 | 768 | 58 | 70 | 761 | 2454 | 792 | 2 | 596 | 1029 | 1625 | 2314 | 70.22 % |
| Tyrone Township, Precinct 3 | 236 | 515 | 683 | 66 | 84 | 525 | 2109 | 829 | 1 | 506 | 964 | 1470 | 2192 | 67.06 % |
| Tyrone Township, Precinct 4 | 104 | 515 | 641 | 98 | 84 | 417 | 1859 | 681 | 1 | 400 | 871 | 1271 | 2034 | 62.49 % |
| Unadilla Township, Precinct 1 - FWL | 9 | 31 | 61 | 6 | 10 | 41 | 158 | 94 | 0 | 0 | 126 | 126 | 170 | 74.12 % |
| Unadilla Township, Precinct 1 - PCS | 8 | 43 | 69 | 16 | 13 | 53 | 202 | 112 | 0 | 0 | 157 | 157 | 262 | 59.92 % |
| Unadilla Township, Precinct 1 - SCS | 176 | 399 | 606 | 122 | 112 | 462 | 1877 | 747 | 0 | 0 | 1312 | 1312 | 2107 | 62.27 % |
| **Totals** | **13721** | **34166** | **43028** | **5288** | **6843** | **38164** | **141210** | **55942** | **126** | **31341** | **67361** | **98702** | **147839** | **66.76 %** |

## Judge of Court of Appeals 4th District Incumbent Position - Vote for not more than 1

| Precinct | Stephen L. Borrello | Cast Votes | Undervotes | Overvotes | Absentee Voting Ballots Cast | Election Day Voting Ballots Cast | Total Ballots Cast | Registered Voters | Turnout Percentage |
|---|---|---|---|---|---|---|---|---|---|
| City of Brighton, Precinct 1 | 665 | 665 | 436 | 1 | 392 | 710 | 1102 | 1785 | 61.74 % |
| City of Brighton, Precinct 2 | 494 | 494 | 374 | 0 | 316 | 552 | 868 | 1425 | 60.91 % |
| City of Brighton, Precinct 3 | 701 | 701 | 488 | 0 | 409 | 780 | 1189 | 1603 | 74.17 % |
| City of Brighton, Precinct 4 | 538 | 538 | 414 | 0 | 491 | 461 | 952 | 1184 | 80.41 % |
| City of Howell, Precinct 1 | 839 | 839 | 573 | 0 | 416 | 996 | 1412 | 2355 | 59.96 % |
| City of Howell, Precinct 2 | 658 | 658 | 420 | 1 | 224 | 855 | 1079 | 2136 | 50.51 % |
| City of Howell, Precinct 3 | 908 | 908 | 644 | 0 | 431 | 1121 | 1552 | 2491 | 62.30 % |
| Brighton Charter Township, Precinct 1 | 747 | 747 | 570 | 0 | 527 | 790 | 1317 | 1763 | 74.70 % |
| Brighton Charter Township, Precinct 2 | 541 | 541 | 415 | 0 | 340 | 616 | 956 | 1527 | 62.61 % |
| Brighton Charter Township, Precinct 3 | 694 | 694 | 529 | 2 | 492 | 733 | 1225 | 1598 | 76.66 % |
| Brighton Charter Township, Precinct 4 | 586 | 586 | 409 | 0 | 352 | 643 | 995 | 1465 | 67.92 % |
| Brighton Charter Township, Precinct 5 | 391 | 391 | 257 | 0 | 164 | 484 | 648 | 1010 | 64.16 % |
| Brighton Charter Township, Precinct 6 | 887 | 887 | 675 | 0 | 487 | 1075 | 1562 | 2181 | 71.62 % |
| Brighton Charter Township, Precinct 7 | 771 | 771 | 543 | 0 | 477 | 837 | 1314 | 1840 | 71.41 % |
| Brighton Charter Township, Precinct 8 | 510 | 510 | 368 | 0 | 338 | 540 | 878 | 1208 | 72.68 % |
| Brighton Charter Township, Precinct 9 | 1097 | 1097 | 714 | 0 | 701 | 1110 | 1811 | 2526 | 71.69 % |
| Cohoctah Township, Precinct 1 - BYR | 189 | 189 | 141 | 0 | 0 | 330 | 330 | 524 | 62.98 % |

## Judge of Court of Appeals 4th District Incumbent Position - Vote for not more than 1

| Precinct | Stephen L. Borrello | Cast Votes | Undervotes | Overvotes | Absentee Voting Ballots Cast | Election Day Voting Ballots Cast | Total Ballots Cast | Registered Voters | Turnout Percentage |
|---|---|---|---|---|---|---|---|---|---|
| Cohoctah Township, Precinct 1 - FWL | 314 | 314 | 205 | 0 | 0 | 519 | 519 | 822 | 63.14 % |
| Cohoctah Township, Precinct 1 - HOW | 472 | 472 | 329 | 0 | 0 | 801 | 801 | 1233 | 64.96 % |
| Conway Township, Precinct 1 - BYR | 31 | 31 | 16 | 0 | 0 | 47 | 47 | 78 | 60.26 % |
| Conway Township, Precinct 1 - FWL | 905 | 905 | 608 | 0 | 0 | 1513 | 1513 | 2368 | 63.89 % |
| Conway Township, Precinct 1 - MOR | 19 | 19 | 17 | 0 | 0 | 36 | 36 | 52 | 69.23 % |
| Conway Township, Precinct 1 - WEB | 25 | 25 | 10 | 0 | 0 | 35 | 35 | 79 | 44.30 % |
| Deerfield Township, Precinct 1 - HAR | 319 | 319 | 247 | 0 | 199 | 367 | 566 | 837 | 67.62 % |
| Deerfield Township, Precinct 1 - LIN | 293 | 293 | 174 | 0 | 156 | 311 | 467 | 756 | 61.77 % |
| Deerfield Township, Precinct 2 - BYR | 4 | 4 | 10 | 0 | 5 | 9 | 14 | 30 | 46.67 % |
| Deerfield Township, Precinct 2 - HAR | 305 | 305 | 207 | 0 | 120 | 392 | 512 | 767 | 66.75 % |
| Deerfield Township, Precinct 2 - HOW | 287 | 287 | 251 | 0 | 185 | 353 | 538 | 842 | 63.90 % |
| Deerfield Township, Precinct 2 - LIN | 46 | 46 | 32 | 0 | 18 | 60 | 78 | 128 | 60.94 % |
| Genoa Charter Township, Precinct 1 | 772 | 772 | 449 | 1 | 366 | 856 | 1222 | 1933 | 63.22 % |
| Genoa Charter Township, Precinct 2 | 312 | 312 | 201 | 0 | 125 | 388 | 513 | 930 | 55.16 % |
| Genoa Charter Township, Precinct 3 | 686 | 686 | 462 | 0 | 443 | 705 | 1148 | 1875 | 61.23 % |

## Judge of Court of Appeals 4th District Incumbent Position - Vote for not more than 1

| Precinct | Stephen L. Borrello | Cast Votes | Undervotes | Overvotes | Absentee Voting Ballots Cast | Election Day Voting Ballots Cast | Total Ballots Cast | Registered Voters | Turnout Percentage |
|---|---|---|---|---|---|---|---|---|---|
| Genoa Charter Township, Precinct 4 | 567 | 567 | 447 | 0 | 371 | 643 | 1014 | 1402 | 72.33 % |
| Genoa Charter Township, Precinct 5 | 370 | 370 | 323 | 0 | 214 | 479 | 693 | 980 | 70.71 % |
| Genoa Charter Township, Precinct 6 | 1007 | 1007 | 718 | 0 | 890 | 835 | 1725 | 2335 | 73.88 % |
| Genoa Charter Township, Precinct 7 | 386 | 386 | 276 | 0 | 261 | 401 | 662 | 914 | 72.43 % |
| Genoa Charter Township, Precinct 8 | 592 | 592 | 445 | 0 | 476 | 561 | 1037 | 1360 | 76.25 % |
| Genoa Charter Township, Precinct 9 | 583 | 583 | 412 | 0 | 403 | 592 | 995 | 1530 | 65.03 % |
| Genoa Charter Township, Precinct 10 | 634 | 634 | 432 | 0 | 420 | 646 | 1066 | 1558 | 68.42 % |
| Genoa Charter Township, Precinct 11 | 259 | 259 | 192 | 0 | 120 | 331 | 451 | 708 | 63.70 % |
| Genoa Charter Township, Precinct 12 | 64 | 64 | 57 | 0 | 29 | 92 | 121 | 157 | 77.07 % |
| Genoa Charter Township, Precinct 13 | 281 | 281 | 182 | 0 | 188 | 275 | 463 | 761 | 60.84 % |
| Green Oak Charter Township, Precinct 1 | 737 | 737 | 579 | 0 | 450 | 866 | 1316 | 2132 | 61.73 % |
| Green Oak Charter Township, Precinct 2 | 626 | 626 | 418 | 0 | 268 | 776 | 1044 | 1591 | 65.62 % |
| Green Oak Charter Township, Precinct 3 - BAS | 157 | 157 | 118 | 0 | 75 | 200 | 275 | 389 | 70.69 % |
| Green Oak Charter Township, Precinct 3 - SLCS | 128 | 128 | 98 | 0 | 48 | 178 | 226 | 323 | 69.97 % |
| Green Oak Charter Township, Precinct 3 - WLPS | 508 | 508 | 317 | 0 | 308 | 517 | 825 | 1352 | 61.02 % |

## Judge of Court of Appeals 4th District Incumbent Position - Vote for not more than 1

| Precinct | **Stephen L. Borrello** | Cast Votes | Undervotes | Overvotes | Absentee Voting Ballots Cast | Election Day Voting Ballots Cast | Total Ballots Cast | Registered Voters | Turnout Percentage |
|---|---|---|---|---|---|---|---|---|---|
| Green Oak Charter Township, Precinct 4 - BAS | 119 | 119 | 79 | 0 | 80 | 118 | 198 | 293 | 67.58 % |
| Green Oak Charter Township, Precinct 4 - SLCS | 656 | 656 | 605 | 0 | 443 | 818 | 1261 | 1776 | 71.00 % |
| Green Oak Charter Township, Precinct 5 - BAS | 712 | 712 | 501 | 0 | 471 | 742 | 1213 | 1753 | 69.20 % |
| Green Oak Charter Township, Precinct 5 - SLCS | 1 | 1 | 1 | 0 | 2 | 0 | 2 | 2 | 100.00 % |
| Green Oak Charter Township, Precinct 6 | 782 | 782 | 591 | 0 | 606 | 767 | 1373 | 1936 | 70.92 % |
| Green Oak Charter Township, Precinct 7 | 425 | 425 | 264 | 0 | 245 | 444 | 689 | 1088 | 63.33 % |
| Green Oak Charter Township, Precinct 8 - BAS | 570 | 570 | 399 | 0 | 289 | 680 | 969 | 1378 | 70.32 % |
| Green Oak Charter Township, Precinct 8 - WLPS | 43 | 43 | 48 | 0 | 32 | 59 | 91 | 146 | 62.33 % |
| Green Oak Charter Township, Precinct 9 - BAS | 171 | 171 | 148 | 0 | 112 | 207 | 319 | 435 | 73.33 % |
| Green Oak Charter Township, Precinct 9 - SLCS | 222 | 222 | 243 | 0 | 193 | 272 | 465 | 635 | 73.23 % |
| Hamburg Township, Precinct 1 | 1118 | 1118 | 858 | 0 | 680 | 1296 | 1976 | 2803 | 70.50 % |
| Hamburg Township, Precinct 2 | 850 | 850 | 651 | 0 | 422 | 1079 | 1501 | 2095 | 71.65 % |
| Hamburg Township, Precinct 3 | 954 | 954 | 759 | 0 | 605 | 1108 | 1713 | 2421 | 70.76 % |
| Hamburg Township, Precinct 4 - DEX | 410 | 410 | 306 | 0 | 241 | 475 | 716 | 939 | 76.25 % |
| Hamburg Township, Precinct 4 - PCS | 498 | 498 | 410 | 0 | 356 | 552 | 908 | 1266 | 71.72 % |
| Hamburg Township, Precinct 5 | 804 | 804 | 512 | 0 | 406 | 910 | 1316 | 1978 | 66.53 % |

## Judge of Court of Appeals 4th District Incumbent Position - Vote for not more than 1

| Precinct | **Stephen L. Borrello** | Cast Votes | Undervotes | Overvotes | Absentee Voting Ballots Cast | Election Day Voting Ballots Cast | Total Ballots Cast | Registered Voters | Turnout Percentage |
|---|---|---|---|---|---|---|---|---|---|
| Hamburg Township, Precinct 6 | 1140 | 1140 | 744 | 0 | 745 | 1139 | 1884 | 2666 | 70.67 % |
| Hamburg Township, Precinct 7 | 658 | 658 | 487 | 0 | 383 | 762 | 1145 | 1532 | 74.74 % |
| Hamburg Township, Precinct 8 | 561 | 561 | 375 | 0 | 230 | 706 | 936 | 1348 | 69.44 % |
| Handy Township, Precinct 1 - FWL | 599 | 599 | 343 | 0 | 197 | 745 | 942 | 1575 | 59.81 % |
| Handy Township, Precinct 1 - HOW | 4 | 4 | 3 | 0 | 1 | 6 | 7 | 10 | 70.00 % |
| Handy Township, Precinct 1 - WEB | 4 | 4 | 3 | 0 | 0 | 7 | 7 | 7 | 100.00 % |
| Handy Township, Precinct 2 | 687 | 687 | 386 | 0 | 231 | 842 | 1073 | 2065 | 51.96 % |
| Handy Township, Precinct 3 - FWL | 830 | 830 | 535 | 0 | 267 | 1098 | 1365 | 2351 | 58.06 % |
| Handy Township, Precinct 3 - WEB | 19 | 19 | 10 | 0 | 12 | 17 | 29 | 34 | 85.29 % |
| Hartland Township, Precinct 1 | 905 | 905 | 713 | 0 | 611 | 1007 | 1618 | 2259 | 71.62 % |
| Hartland Township, Precinct 2 | 976 | 976 | 610 | 0 | 377 | 1209 | 1586 | 2507 | 63.26 % |
| Hartland Township, Precinct 3 | 1015 | 1015 | 693 | 0 | 626 | 1082 | 1708 | 2737 | 62.40 % |
| Hartland Township, Precinct 4 | 870 | 870 | 582 | 0 | 425 | 1027 | 1452 | 2203 | 65.91 % |
| Hartland Township, Precinct 5 | 672 | 672 | 494 | 1 | 393 | 774 | 1167 | 1724 | 67.69 % |
| Howell Township, Precinct 1 - FWL | 97 | 97 | 56 | 0 | 44 | 109 | 153 | 261 | 58.62 % |
| Howell Township, Precinct 1 - HOW | 623 | 623 | 446 | 1 | 356 | 714 | 1070 | 1646 | 65.01 % |
| Howell Township, Precinct 2 | 823 | 823 | 517 | 0 | 378 | 962 | 1340 | 1992 | 67.27 % |
| Howell Township, Precinct 3 - FWL | 2 | 2 | 2 | 0 | 0 | 4 | 4 | 4 | 100.00 % |

## Judge of Court of Appeals 4th District Incumbent Position - Vote for not more than 1

| Precinct | **Stephen L. Borrello** | Cast Votes | Undervotes | Overvotes | Absentee Voting Ballots Cast | Election Day Voting Ballots Cast | Total Ballots Cast | Registered Voters | Turnout Percentage |
|---|---|---|---|---|---|---|---|---|---|
| Howell Township, Precinct 3 - HOW | 673 | 673 | 339 | 0 | 297 | 715 | 1012 | 1718 | 58.91 % |
| Iosco Township, Precinct 1 - FWL | 408 | 408 | 281 | 0 | 0 | 689 | 689 | 1139 | 60.49 % |
| Iosco Township, Precinct 1 - SCS | 41 | 41 | 23 | 0 | 0 | 64 | 64 | 100 | 64.00 % |
| Iosco Township, Precinct 2 - FWL | 416 | 416 | 242 | 0 | 0 | 658 | 658 | 1055 | 62.37 % |
| Iosco Township, Precinct 2 - HOW | 204 | 204 | 154 | 0 | 0 | 358 | 358 | 547 | 65.45 % |
| Marion Township, Precinct 1 | 844 | 844 | 669 | 0 | 507 | 1006 | 1513 | 2199 | 68.80 % |
| Marion Township, Precinct 2 | 1017 | 1017 | 667 | 0 | 594 | 1090 | 1684 | 2393 | 70.37 % |
| Marion Township, Precinct 3 | 655 | 655 | 454 | 0 | 446 | 663 | 1109 | 1546 | 71.73 % |
| Marion Township, Precinct 4 - HOW | 871 | 871 | 663 | 0 | 557 | 977 | 1534 | 2168 | 70.76 % |
| Marion Township, Precinct 4 - PCS | 25 | 25 | 15 | 0 | 23 | 17 | 40 | 63 | 63.49 % |
| Oceola Township, Precinct 1 | 854 | 854 | 653 | 1 | 534 | 974 | 1508 | 2289 | 65.88 % |
| Oceola Township, Precinct 2 | 986 | 986 | 670 | 0 | 532 | 1124 | 1656 | 2499 | 66.27 % |
| Oceola Township, Precinct 3 | 1067 | 1067 | 736 | 0 | 550 | 1253 | 1803 | 2758 | 65.37 % |
| Oceola Township, Precinct 4 | 755 | 755 | 508 | 0 | 384 | 879 | 1263 | 1788 | 70.64 % |
| Oceola Township, Precinct 5 | 554 | 554 | 329 | 0 | 422 | 461 | 883 | 1189 | 74.26 % |
| Putnam Township, Precinct 1 | 582 | 582 | 369 | 1 | 289 | 663 | 952 | 1376 | 69.19 % |
| Putnam Township, Precinct 2 - HOW | 77 | 77 | 55 | 0 | 53 | 79 | 132 | 209 | 63.16 % |

## Judge of Court of Appeals 4th District Incumbent Position - Vote for not more than 1

| Precinct | **Stephen L. Borrello** | Cast Votes | Undervotes | Overvotes | Absentee Voting Ballots Cast | Election Day Voting Ballots Cast | Total Ballots Cast | Registered Voters | Turnout Percentage |
|---|---|---|---|---|---|---|---|---|---|
| Putnam Township, Precinct 2 - PCS | 745 | 745 | 458 | 0 | 424 | 779 | 1203 | 1777 | 67.70 % |
| Putnam Township, Precinct 3 | 707 | 707 | 363 | 1 | 256 | 815 | 1071 | 1628 | 65.79 % |
| Putnam Township, Precinct 4 | 568 | 568 | 355 | 0 | 344 | 579 | 923 | 1261 | 73.20 % |
| Tyrone Township, Precinct 1 | 801 | 801 | 577 | 0 | 473 | 905 | 1378 | 2350 | 58.64 % |
| Tyrone Township, Precinct 2 | 1039 | 1039 | 584 | 2 | 596 | 1029 | 1625 | 2314 | 70.22 % |
| Tyrone Township, Precinct 3 | 890 | 890 | 579 | 1 | 506 | 964 | 1470 | 2192 | 67.06 % |
| Tyrone Township, Precinct 4 | 840 | 840 | 431 | 0 | 400 | 871 | 1271 | 2034 | 62.49 % |
| Unadilla Township, Precinct 1 - FWL | 56 | 56 | 70 | 0 | 0 | 126 | 126 | 170 | 74.12 % |
| Unadilla Township, Precinct 1 - PCS | 95 | 95 | 62 | 0 | 0 | 157 | 157 | 262 | 59.92 % |
| Unadilla Township, Precinct 1 - SCS | 765 | 765 | 547 | 0 | 0 | 1312 | 1312 | 2107 | 62.27 % |
| **Totals** | **58260** | **58260** | **40429** | **13** | **31341** | **67361** | **98702** | **147839** | **66.76 %** |

## Judge of Court of Appeals 4th District Incumbent Position Partial Term Ending 01/01/2023 - Vote for not more than 1

| Precinct | **Brock A. Swartzle** | Cast Votes | Undervotes | Overvotes | Absentee Voting Ballots Cast | Election Day Voting Ballots Cast | Total Ballots Cast | Registered Voters | Turnout Percentage |
|---|---|---|---|---|---|---|---|---|---|
| City of Brighton, Precinct 1 | 632 | 632 | 470 | 0 | 392 | 710 | 1102 | 1785 | 61.74 % |
| City of Brighton, Precinct 2 | 486 | 486 | 382 | 0 | 316 | 552 | 868 | 1425 | 60.91 % |
| City of Brighton, Precinct 3 | 692 | 692 | 497 | 0 | 409 | 780 | 1189 | 1603 | 74.17 % |
| City of Brighton, Precinct 4 | 527 | 527 | 425 | 0 | 491 | 461 | 952 | 1184 | 80.41 % |
| City of Howell, Precinct 1 | 863 | 863 | 549 | 0 | 416 | 996 | 1412 | 2355 | 59.96 % |
| City of Howell, Precinct 2 | 684 | 684 | 395 | 0 | 224 | 855 | 1079 | 2136 | 50.51 % |
| City of Howell, Precinct 3 | 939 | 939 | 613 | 0 | 431 | 1121 | 1552 | 2491 | 62.30 % |
| Brighton Charter Township, Precinct 1 | 733 | 733 | 584 | 0 | 527 | 790 | 1317 | 1763 | 74.70 % |
| Brighton Charter Township, Precinct 2 | 534 | 534 | 422 | 0 | 340 | 616 | 956 | 1527 | 62.61 % |
| Brighton Charter Township, Precinct 3 | 690 | 690 | 535 | 0 | 492 | 733 | 1225 | 1598 | 76.66 % |
| Brighton Charter Township, Precinct 4 | 578 | 578 | 417 | 0 | 352 | 643 | 995 | 1465 | 67.92 % |
| Brighton Charter Township, Precinct 5 | 385 | 385 | 263 | 0 | 164 | 484 | 648 | 1010 | 64.16 % |
| Brighton Charter Township, Precinct 6 | 871 | 871 | 691 | 0 | 487 | 1075 | 1562 | 2181 | 71.62 % |
| Brighton Charter Township, Precinct 7 | 775 | 775 | 539 | 0 | 477 | 837 | 1314 | 1840 | 71.41 % |
| Brighton Charter Township, Precinct 8 | 494 | 494 | 384 | 0 | 338 | 540 | 878 | 1208 | 72.68 % |
| Brighton Charter Township, Precinct 9 | 1082 | 1082 | 729 | 0 | 701 | 1110 | 1811 | 2526 | 71.69 % |
| Cohoctah Township, Precinct 1 - BYR | 184 | 184 | 146 | 0 | 0 | 330 | 330 | 524 | 62.98 % |

## Judge of Court of Appeals 4th District Incumbent Position Partial Term Ending 01/01/2023 - Vote for not more than 1

| Precinct | **Brock A. Swartzle** | Cast Votes | Undervotes | Overvotes | Absentee Voting Ballots Cast | Election Day Voting Ballots Cast | Total Ballots Cast | Registered Voters | Turnout Percentage |
|---|---|---|---|---|---|---|---|---|---|
| Cohoctah Township, Precinct 1 - FWL | 305 | 305 | 214 | 0 | 0 | 519 | 519 | 822 | 63.14 % |
| Cohoctah Township, Precinct 1 - HOW | 449 | 449 | 352 | 0 | 0 | 801 | 801 | 1233 | 64.96 % |
| Conway Township, Precinct 1 - BYR | 38 | 38 | 9 | 0 | 0 | 47 | 47 | 78 | 60.26 % |
| Conway Township, Precinct 1 - FWL | 955 | 955 | 556 | 2 | 0 | 1513 | 1513 | 2368 | 63.89 % |
| Conway Township, Precinct 1 - MOR | 22 | 22 | 14 | 0 | 0 | 36 | 36 | 52 | 69.23 % |
| Conway Township, Precinct 1 - WEB | 27 | 27 | 8 | 0 | 0 | 35 | 35 | 79 | 44.30 % |
| Deerfield Township, Precinct 1 - HAR | 323 | 323 | 243 | 0 | 199 | 367 | 566 | 837 | 67.62 % |
| Deerfield Township, Precinct 1 - LIN | 285 | 285 | 182 | 0 | 156 | 311 | 467 | 756 | 61.77 % |
| Deerfield Township, Precinct 2 - BYR | 3 | 3 | 11 | 0 | 5 | 9 | 14 | 30 | 46.67 % |
| Deerfield Township, Precinct 2 - HAR | 315 | 315 | 197 | 0 | 120 | 392 | 512 | 767 | 66.75 % |
| Deerfield Township, Precinct 2 - HOW | 298 | 298 | 240 | 0 | 185 | 353 | 538 | 842 | 63.90 % |
| Deerfield Township, Precinct 2 - LIN | 48 | 48 | 30 | 0 | 18 | 60 | 78 | 128 | 60.94 % |
| Genoa Charter Township, Precinct 1 | 779 | 779 | 443 | 0 | 366 | 856 | 1222 | 1933 | 63.22 % |
| Genoa Charter Township, Precinct 2 | 317 | 317 | 196 | 0 | 125 | 388 | 513 | 930 | 55.16 % |
| Genoa Charter Township, Precinct 3 | 722 | 722 | 426 | 0 | 443 | 705 | 1148 | 1875 | 61.23 % |

## Judge of Court of Appeals 4th District Incumbent Position Partial Term Ending 01/01/2023 - Vote for not more than 1

| Precinct | **Brock A. Swartzle** | Cast Votes | Undervotes | Overvotes | Absentee Voting Ballots Cast | Election Day Voting Ballots Cast | Total Ballots Cast | Registered Voters | Turnout Percentage |
|---|---|---|---|---|---|---|---|---|---|
| Genoa Charter Township, Precinct 4 | 572 | 572 | 442 | 0 | 371 | 643 | 1014 | 1402 | 72.33 % |
| Genoa Charter Township, Precinct 5 | 383 | 383 | 310 | 0 | 214 | 479 | 693 | 980 | 70.71 % |
| Genoa Charter Township, Precinct 6 | 1045 | 1045 | 679 | 1 | 890 | 835 | 1725 | 2335 | 73.88 % |
| Genoa Charter Township, Precinct 7 | 386 | 386 | 275 | 1 | 261 | 401 | 662 | 914 | 72.43 % |
| Genoa Charter Township, Precinct 8 | 603 | 603 | 434 | 0 | 476 | 561 | 1037 | 1360 | 76.25 % |
| Genoa Charter Township, Precinct 9 | 611 | 611 | 384 | 0 | 403 | 592 | 995 | 1530 | 65.03 % |
| Genoa Charter Township, Precinct 10 | 648 | 648 | 418 | 0 | 420 | 646 | 1066 | 1558 | 68.42 % |
| Genoa Charter Township, Precinct 11 | 267 | 267 | 184 | 0 | 120 | 331 | 451 | 708 | 63.70 % |
| Genoa Charter Township, Precinct 12 | 65 | 65 | 56 | 0 | 29 | 92 | 121 | 157 | 77.07 % |
| Genoa Charter Township, Precinct 13 | 276 | 276 | 187 | 0 | 188 | 275 | 463 | 761 | 60.84 % |
| Green Oak Charter Township, Precinct 1 | 732 | 732 | 584 | 0 | 450 | 866 | 1316 | 2132 | 61.73 % |
| Green Oak Charter Township, Precinct 2 | 623 | 623 | 421 | 0 | 268 | 776 | 1044 | 1591 | 65.62 % |
| Green Oak Charter Township, Precinct 3 - BAS | 162 | 162 | 113 | 0 | 75 | 200 | 275 | 389 | 70.69 % |
| Green Oak Charter Township, Precinct 3 - SLCS | 124 | 124 | 102 | 0 | 48 | 178 | 226 | 323 | 69.97 % |
| Green Oak Charter Township, Precinct 3 - WLPS | 501 | 501 | 324 | 0 | 308 | 517 | 825 | 1352 | 61.02 % |

## Judge of Court of Appeals 4th District Incumbent Position Partial Term Ending 01/01/2023 - Vote for not more than 1

| Precinct | **Brock A. Swartzle** | Cast Votes | Undervotes | Overvotes | Absentee Voting Ballots Cast | Election Day Voting Ballots Cast | Total Ballots Cast | Registered Voters | Turnout Percentage |
|---|---|---|---|---|---|---|---|---|---|
| Green Oak Charter Township, Precinct 4 - BAS | 117 | 117 | 81 | 0 | 80 | 118 | 198 | 293 | 67.58 % |
| Green Oak Charter Township, Precinct 4 - SLCS | 652 | 652 | 607 | 2 | 443 | 818 | 1261 | 1776 | 71.00 % |
| Green Oak Charter Township, Precinct 5 - BAS | 696 | 696 | 517 | 0 | 471 | 742 | 1213 | 1753 | 69.20 % |
| Green Oak Charter Township, Precinct 5 - SLCS | 1 | 1 | 1 | 0 | 2 | 0 | 2 | 2 | 100.00 % |
| Green Oak Charter Township, Precinct 6 | 770 | 770 | 603 | 0 | 606 | 767 | 1373 | 1936 | 70.92 % |
| Green Oak Charter Township, Precinct 7 | 422 | 422 | 267 | 0 | 245 | 444 | 689 | 1088 | 63.33 % |
| Green Oak Charter Township, Precinct 8 - BAS | 586 | 586 | 383 | 0 | 289 | 680 | 969 | 1378 | 70.32 % |
| Green Oak Charter Township, Precinct 8 - WLPS | 49 | 49 | 42 | 0 | 32 | 59 | 91 | 146 | 62.33 % |
| Green Oak Charter Township, Precinct 9 - BAS | 170 | 170 | 149 | 0 | 112 | 207 | 319 | 435 | 73.33 % |
| Green Oak Charter Township, Precinct 9 - SLCS | 219 | 219 | 246 | 0 | 193 | 272 | 465 | 635 | 73.23 % |
| Hamburg Township, Precinct 1 | 1142 | 1142 | 833 | 1 | 680 | 1296 | 1976 | 2803 | 70.50 % |
| Hamburg Township, Precinct 2 | 888 | 888 | 613 | 0 | 422 | 1079 | 1501 | 2095 | 71.65 % |
| Hamburg Township, Precinct 3 | 960 | 960 | 753 | 0 | 605 | 1108 | 1713 | 2421 | 70.76 % |
| Hamburg Township, Precinct 4 - DEX | 416 | 416 | 300 | 0 | 241 | 475 | 716 | 939 | 76.25 % |
| Hamburg Township, Precinct 4 - PCS | 512 | 512 | 396 | 0 | 356 | 552 | 908 | 1266 | 71.72 % |
| Hamburg Township, Precinct 5 | 820 | 820 | 496 | 0 | 406 | 910 | 1316 | 1978 | 66.53 % |

## Judge of Court of Appeals 4th District Incumbent Position Partial Term Ending 01/01/2023 - Vote for not more than 1

| Precinct | **Brock A. Swartzle** | Cast Votes | Undervotes | Overvotes | Absentee Voting Ballots Cast | Election Day Voting Ballots Cast | Total Ballots Cast | Registered Voters | Turnout Percentage |
|---|---|---|---|---|---|---|---|---|---|
| Hamburg Township, Precinct 6 | 1168 | 1168 | 716 | 0 | 745 | 1139 | 1884 | 2666 | 70.67 % |
| Hamburg Township, Precinct 7 | 670 | 670 | 475 | 0 | 383 | 762 | 1145 | 1532 | 74.74 % |
| Hamburg Township, Precinct 8 | 580 | 580 | 356 | 0 | 230 | 706 | 936 | 1348 | 69.44 % |
| Handy Township, Precinct 1 - FWL | 638 | 638 | 303 | 1 | 197 | 745 | 942 | 1575 | 59.81 % |
| Handy Township, Precinct 1 - HOW | 5 | 5 | 2 | 0 | 1 | 6 | 7 | 10 | 70.00 % |
| Handy Township, Precinct 1 - WEB | 5 | 5 | 2 | 0 | 0 | 7 | 7 | 7 | 100.00 % |
| Handy Township, Precinct 2 | 695 | 695 | 378 | 0 | 231 | 842 | 1073 | 2065 | 51.96 % |
| Handy Township, Precinct 3 - FWL | 873 | 873 | 491 | 1 | 267 | 1098 | 1365 | 2351 | 58.06 % |
| Handy Township, Precinct 3 - WEB | 20 | 20 | 9 | 0 | 12 | 17 | 29 | 34 | 85.29 % |
| Hartland Township, Precinct 1 | 950 | 950 | 668 | 0 | 611 | 1007 | 1618 | 2259 | 71.62 % |
| Hartland Township, Precinct 2 | 1016 | 1016 | 569 | 1 | 377 | 1209 | 1586 | 2507 | 63.26 % |
| Hartland Township, Precinct 3 | 1039 | 1039 | 669 | 0 | 626 | 1082 | 1708 | 2737 | 62.40 % |
| Hartland Township, Precinct 4 | 928 | 928 | 524 | 0 | 425 | 1027 | 1452 | 2203 | 65.91 % |
| Hartland Township, Precinct 5 | 711 | 711 | 456 | 0 | 393 | 774 | 1167 | 1724 | 67.69 % |
| Howell Township, Precinct 1 - FWL | 99 | 99 | 54 | 0 | 44 | 109 | 153 | 261 | 58.62 % |
| Howell Township, Precinct 1 - HOW | 614 | 614 | 455 | 1 | 356 | 714 | 1070 | 1646 | 65.01 % |
| Howell Township, Precinct 2 | 810 | 810 | 530 | 0 | 378 | 962 | 1340 | 1992 | 67.27 % |
| Howell Township, Precinct 3 - FWL | 2 | 2 | 2 | 0 | 0 | 4 | 4 | 4 | 100.00 % |

## Judge of Court of Appeals 4th District Incumbent Position Partial Term Ending 01/01/2023 - Vote for not more than 1

| Precinct | **Brock A. Swartzle** | Cast Votes | Undervotes | Overvotes | Absentee Voting Ballots Cast | Election Day Voting Ballots Cast | Total Ballots Cast | Registered Voters | Turnout Percentage |
|---|---|---|---|---|---|---|---|---|---|
| Howell Township, Precinct 3 - HOW | 664 | 664 | 347 | 1 | 297 | 715 | 1012 | 1718 | 58.91 % |
| Iosco Township, Precinct 1 - FWL | 415 | 415 | 274 | 0 | 0 | 689 | 689 | 1139 | 60.49 % |
| Iosco Township, Precinct 1 - SCS | 43 | 43 | 21 | 0 | 0 | 64 | 64 | 100 | 64.00 % |
| Iosco Township, Precinct 2 - FWL | 436 | 436 | 220 | 2 | 0 | 658 | 658 | 1055 | 62.37 % |
| Iosco Township, Precinct 2 - HOW | 213 | 213 | 145 | 0 | 0 | 358 | 358 | 547 | 65.45 % |
| Marion Township, Precinct 1 | 837 | 837 | 675 | 1 | 507 | 1006 | 1513 | 2199 | 68.80 % |
| Marion Township, Precinct 2 | 1052 | 1052 | 630 | 2 | 594 | 1090 | 1684 | 2393 | 70.37 % |
| Marion Township, Precinct 3 | 677 | 677 | 432 | 0 | 446 | 663 | 1109 | 1546 | 71.73 % |
| Marion Township, Precinct 4 - HOW | 879 | 879 | 655 | 0 | 557 | 977 | 1534 | 2168 | 70.76 % |
| Marion Township, Precinct 4 - PCS | 26 | 26 | 14 | 0 | 23 | 17 | 40 | 63 | 63.49 % |
| Oceola Township, Precinct 1 | 881 | 881 | 627 | 0 | 534 | 974 | 1508 | 2289 | 65.88 % |
| Oceola Township, Precinct 2 | 1015 | 1015 | 641 | 0 | 532 | 1124 | 1656 | 2499 | 66.27 % |
| Oceola Township, Precinct 3 | 1081 | 1081 | 722 | 0 | 550 | 1253 | 1803 | 2758 | 65.37 % |
| Oceola Township, Precinct 4 | 774 | 774 | 488 | 1 | 384 | 879 | 1263 | 1788 | 70.64 % |
| Oceola Township, Precinct 5 | 568 | 568 | 313 | 2 | 422 | 461 | 883 | 1189 | 74.26 % |
| Putnam Township, Precinct 1 | 577 | 577 | 375 | 0 | 289 | 663 | 952 | 1376 | 69.19 % |
| Putnam Township, Precinct 2 - HOW | 74 | 74 | 58 | 0 | 53 | 79 | 132 | 209 | 63.16 % |

## Judge of Court of Appeals 4th District Incumbent Position Partial Term Ending 01/01/2023 - Vote for not more than 1

| Precinct | **Brock A. Swartzle** | Cast Votes | Undervotes | Overvotes | Absentee Voting Ballots Cast | Election Day Voting Ballots Cast | Total Ballots Cast | Registered Voters | Turnout Percentage |
|---|---|---|---|---|---|---|---|---|---|
| Putnam Township, Precinct 2 - PCS | 733 | 733 | 470 | 0 | 424 | 779 | 1203 | 1777 | 67.70 % |
| Putnam Township, Precinct 3 | 694 | 694 | 376 | 1 | 256 | 815 | 1071 | 1628 | 65.79 % |
| Putnam Township, Precinct 4 | 559 | 559 | 364 | 0 | 344 | 579 | 923 | 1261 | 73.20 % |
| Tyrone Township, Precinct 1 | 779 | 779 | 599 | 0 | 473 | 905 | 1378 | 2350 | 58.64 % |
| Tyrone Township, Precinct 2 | 1026 | 1026 | 599 | 0 | 596 | 1029 | 1625 | 2314 | 70.22 % |
| Tyrone Township, Precinct 3 | 880 | 880 | 590 | 0 | 506 | 964 | 1470 | 2192 | 67.06 % |
| Tyrone Township, Precinct 4 | 828 | 828 | 442 | 1 | 400 | 871 | 1271 | 2034 | 62.49 % |
| Unadilla Township, Precinct 1 - FWL | 60 | 60 | 66 | 0 | 0 | 126 | 126 | 170 | 74.12 % |
| Unadilla Township, Precinct 1 - PCS | 103 | 103 | 54 | 0 | 0 | 157 | 157 | 262 | 59.92 % |
| Unadilla Township, Precinct 1 - SCS | 760 | 760 | 551 | 1 | 0 | 1312 | 1312 | 2107 | 62.27 % |
| **Totals** | **58910** | **58910** | **39769** | **23** | **31341** | **67361** | **98702** | **147839** | **66.76 %** |

## Judge of Circuit Court 44th Circuit Incumbent Position - Vote for not more than 1

| Precinct | Michael P. Hatty | Cast Votes | Undervotes | Overvotes | Absentee Voting Ballots Cast | Election Day Voting Ballots Cast | Total Ballots Cast | Registered Voters | Turnout Percentage |
|---|---|---|---|---|---|---|---|---|---|
| City of Brighton, Precinct 1 | 689 | 689 | 413 | 0 | 392 | 710 | 1102 | 1785 | 61.74 % |
| City of Brighton, Precinct 2 | 527 | 527 | 341 | 0 | 316 | 552 | 868 | 1425 | 60.91 % |
| City of Brighton, Precinct 3 | 739 | 739 | 450 | 0 | 409 | 780 | 1189 | 1603 | 74.17 % |
| City of Brighton, Precinct 4 | 581 | 581 | 371 | 0 | 491 | 461 | 952 | 1184 | 80.41 % |
| City of Howell, Precinct 1 | 922 | 922 | 490 | 0 | 416 | 996 | 1412 | 2355 | 59.96 % |
| City of Howell, Precinct 2 | 730 | 730 | 349 | 0 | 224 | 855 | 1079 | 2136 | 50.51 % |
| City of Howell, Precinct 3 | 1001 | 1001 | 551 | 0 | 431 | 1121 | 1552 | 2491 | 62.30 % |
| Brighton Charter Township, Precinct 1 | 818 | 818 | 499 | 0 | 527 | 790 | 1317 | 1763 | 74.70 % |
| Brighton Charter Township, Precinct 2 | 579 | 579 | 377 | 0 | 340 | 616 | 956 | 1527 | 62.61 % |
| Brighton Charter Township, Precinct 3 | 752 | 752 | 473 | 0 | 492 | 733 | 1225 | 1598 | 76.66 % |
| Brighton Charter Township, Precinct 4 | 637 | 637 | 358 | 0 | 352 | 643 | 995 | 1465 | 67.92 % |
| Brighton Charter Township, Precinct 5 | 410 | 410 | 238 | 0 | 164 | 484 | 648 | 1010 | 64.16 % |
| Brighton Charter Township, Precinct 6 | 959 | 959 | 603 | 0 | 487 | 1075 | 1562 | 2181 | 71.62 % |
| Brighton Charter Township, Precinct 7 | 828 | 828 | 486 | 0 | 477 | 837 | 1314 | 1840 | 71.41 % |
| Brighton Charter Township, Precinct 8 | 539 | 539 | 338 | 1 | 338 | 540 | 878 | 1208 | 72.68 % |
| Brighton Charter Township, Precinct 9 | 1172 | 1172 | 639 | 0 | 701 | 1110 | 1811 | 2526 | 71.69 % |
| Cohoctah Township, Precinct 1 - BYR | 199 | 199 | 131 | 0 | 0 | 330 | 330 | 524 | 62.98 % |

## Judge of Circuit Court 44th Circuit Incumbent Position - Vote for not more than 1

| Precinct | **Michael P. Hatty** | Cast Votes | Undervotes | Overvotes | Absentee Voting Ballots Cast | Election Day Voting Ballots Cast | Total Ballots Cast | Registered Voters | Turnout Percentage |
|---|---|---|---|---|---|---|---|---|---|
| Cohoctah Township, Precinct 1 - FWL | 323 | 323 | 196 | 0 | 0 | 519 | 519 | 822 | 63.14 % |
| Cohoctah Township, Precinct 1 - HOW | 485 | 485 | 316 | 0 | 0 | 801 | 801 | 1233 | 64.96 % |
| Conway Township, Precinct 1 - BYR | 39 | 39 | 8 | 0 | 0 | 47 | 47 | 78 | 60.26 % |
| Conway Township, Precinct 1 - FWL | 993 | 993 | 519 | 1 | 0 | 1513 | 1513 | 2368 | 63.89 % |
| Conway Township, Precinct 1 - MOR | 23 | 23 | 13 | 0 | 0 | 36 | 36 | 52 | 69.23 % |
| Conway Township, Precinct 1 - WEB | 28 | 28 | 7 | 0 | 0 | 35 | 35 | 79 | 44.30 % |
| Deerfield Township, Precinct 1 - HAR | 342 | 342 | 224 | 0 | 199 | 367 | 566 | 837 | 67.62 % |
| Deerfield Township, Precinct 1 - LIN | 290 | 290 | 177 | 0 | 156 | 311 | 467 | 756 | 61.77 % |
| Deerfield Township, Precinct 2 - BYR | 3 | 3 | 11 | 0 | 5 | 9 | 14 | 30 | 46.67 % |
| Deerfield Township, Precinct 2 - HAR | 333 | 333 | 179 | 0 | 120 | 392 | 512 | 767 | 66.75 % |
| Deerfield Township, Precinct 2 - HOW | 326 | 326 | 212 | 0 | 185 | 353 | 538 | 842 | 63.90 % |
| Deerfield Township, Precinct 2 - LIN | 45 | 45 | 33 | 0 | 18 | 60 | 78 | 128 | 60.94 % |
| Genoa Charter Township, Precinct 1 | 806 | 806 | 416 | 0 | 366 | 856 | 1222 | 1933 | 63.22 % |
| Genoa Charter Township, Precinct 2 | 330 | 330 | 183 | 0 | 125 | 388 | 513 | 930 | 55.16 % |
| Genoa Charter Township, Precinct 3 | 759 | 759 | 389 | 0 | 443 | 705 | 1148 | 1875 | 61.23 % |

## Judge of Circuit Court 44th Circuit Incumbent Position - Vote for not more than 1

| Precinct | Michael P. Hatty | Cast Votes | Undervotes | Overvotes | Absentee Voting Ballots Cast | Election Day Voting Ballots Cast | Total Ballots Cast | Registered Voters | Turnout Percentage |
|---|---|---|---|---|---|---|---|---|---|
| Genoa Charter Township, Precinct 4 | 593 | 593 | 421 | 0 | 371 | 643 | 1014 | 1402 | 72.33 % |
| Genoa Charter Township, Precinct 5 | 410 | 410 | 283 | 0 | 214 | 479 | 693 | 980 | 70.71 % |
| Genoa Charter Township, Precinct 6 | 1106 | 1106 | 619 | 0 | 890 | 835 | 1725 | 2335 | 73.88 % |
| Genoa Charter Township, Precinct 7 | 428 | 428 | 234 | 0 | 261 | 401 | 662 | 914 | 72.43 % |
| Genoa Charter Township, Precinct 8 | 660 | 660 | 377 | 0 | 476 | 561 | 1037 | 1360 | 76.25 % |
| Genoa Charter Township, Precinct 9 | 635 | 635 | 360 | 0 | 403 | 592 | 995 | 1530 | 65.03 % |
| Genoa Charter Township, Precinct 10 | 671 | 671 | 395 | 0 | 420 | 646 | 1066 | 1558 | 68.42 % |
| Genoa Charter Township, Precinct 11 | 282 | 282 | 169 | 0 | 120 | 331 | 451 | 708 | 63.70 % |
| Genoa Charter Township, Precinct 12 | 77 | 77 | 44 | 0 | 29 | 92 | 121 | 157 | 77.07 % |
| Genoa Charter Township, Precinct 13 | 301 | 301 | 162 | 0 | 188 | 275 | 463 | 761 | 60.84 % |
| Green Oak Charter Township, Precinct 1 | 749 | 749 | 567 | 0 | 450 | 866 | 1316 | 2132 | 61.73 % |
| Green Oak Charter Township, Precinct 2 | 675 | 675 | 369 | 0 | 268 | 776 | 1044 | 1591 | 65.62 % |
| Green Oak Charter Township, Precinct 3 - BAS | 162 | 162 | 113 | 0 | 75 | 200 | 275 | 389 | 70.69 % |
| Green Oak Charter Township, Precinct 3 - SLCS | 123 | 123 | 103 | 0 | 48 | 178 | 226 | 323 | 69.97 % |
| Green Oak Charter Township, Precinct 3 - WLPS | 521 | 521 | 304 | 0 | 308 | 517 | 825 | 1352 | 61.02 % |

## Judge of Circuit Court 44th Circuit Incumbent Position - Vote for not more than 1

| Precinct | **Michael P. Hatty** | Cast Votes | Undervotes | Overvotes | Absentee Voting Ballots Cast | Election Day Voting Ballots Cast | Total Ballots Cast | Registered Voters | Turnout Percentage |
|---|---|---|---|---|---|---|---|---|---|
| Green Oak Charter Township, Precinct 4 - BAS | 125 | 125 | 73 | 0 | 80 | 118 | 198 | 293 | 67.58 % |
| Green Oak Charter Township, Precinct 4 - SLCS | 670 | 670 | 591 | 0 | 443 | 818 | 1261 | 1776 | 71.00 % |
| Green Oak Charter Township, Precinct 5 - BAS | 729 | 729 | 483 | 1 | 471 | 742 | 1213 | 1753 | 69.20 % |
| Green Oak Charter Township, Precinct 5 - SLCS | 2 | 2 | 0 | 0 | 2 | 0 | 2 | 2 | 100.00 % |
| Green Oak Charter Township, Precinct 6 | 789 | 789 | 584 | 0 | 606 | 767 | 1373 | 1936 | 70.92 % |
| Green Oak Charter Township, Precinct 7 | 451 | 451 | 238 | 0 | 245 | 444 | 689 | 1088 | 63.33 % |
| Green Oak Charter Township, Precinct 8 - BAS | 605 | 605 | 364 | 0 | 289 | 680 | 969 | 1378 | 70.32 % |
| Green Oak Charter Township, Precinct 8 - WLPS | 49 | 49 | 42 | 0 | 32 | 59 | 91 | 146 | 62.33 % |
| Green Oak Charter Township, Precinct 9 - BAS | 179 | 179 | 140 | 0 | 112 | 207 | 319 | 435 | 73.33 % |
| Green Oak Charter Township, Precinct 9 - SLCS | 224 | 224 | 241 | 0 | 193 | 272 | 465 | 635 | 73.23 % |
| Hamburg Township, Precinct 1 | 1196 | 1196 | 780 | 0 | 680 | 1296 | 1976 | 2803 | 70.50 % |
| Hamburg Township, Precinct 2 | 906 | 906 | 595 | 0 | 422 | 1079 | 1501 | 2095 | 71.65 % |
| Hamburg Township, Precinct 3 | 1002 | 1002 | 711 | 0 | 605 | 1108 | 1713 | 2421 | 70.76 % |
| Hamburg Township, Precinct 4 - DEX | 425 | 425 | 291 | 0 | 241 | 475 | 716 | 939 | 76.25 % |
| Hamburg Township, Precinct 4 - PCS | 537 | 537 | 371 | 0 | 356 | 552 | 908 | 1266 | 71.72 % |
| Hamburg Township, Precinct 5 | 839 | 839 | 477 | 0 | 406 | 910 | 1316 | 1978 | 66.53 % |

## Judge of Circuit Court 44th Circuit Incumbent Position - Vote for not more than 1

| Precinct | **Michael P. Hatty** | Cast Votes | Undervotes | Overvotes | Absentee Voting Ballots Cast | Election Day Voting Ballots Cast | Total Ballots Cast | Registered Voters | Turnout Percentage |
|---|---|---|---|---|---|---|---|---|---|
| Hamburg Township, Precinct 6 | 1194 | 1194 | 690 | 0 | 745 | 1139 | 1884 | 2666 | 70.67 % |
| Hamburg Township, Precinct 7 | 705 | 705 | 440 | 0 | 383 | 762 | 1145 | 1532 | 74.74 % |
| Hamburg Township, Precinct 8 | 583 | 583 | 353 | 0 | 230 | 706 | 936 | 1348 | 69.44 % |
| Handy Township, Precinct 1 - FWL | 643 | 643 | 299 | 0 | 197 | 745 | 942 | 1575 | 59.81 % |
| Handy Township, Precinct 1 - HOW | 6 | 6 | 1 | 0 | 1 | 6 | 7 | 10 | 70.00 % |
| Handy Township, Precinct 1 - WEB | 4 | 4 | 3 | 0 | 0 | 7 | 7 | 7 | 100.00 % |
| Handy Township, Precinct 2 | 717 | 717 | 356 | 0 | 231 | 842 | 1073 | 2065 | 51.96 % |
| Handy Township, Precinct 3 - FWL | 901 | 901 | 463 | 1 | 267 | 1098 | 1365 | 2351 | 58.06 % |
| Handy Township, Precinct 3 - WEB | 19 | 19 | 10 | 0 | 12 | 17 | 29 | 34 | 85.29 % |
| Hartland Township, Precinct 1 | 985 | 985 | 632 | 1 | 611 | 1007 | 1618 | 2259 | 71.62 % |
| Hartland Township, Precinct 2 | 1044 | 1044 | 542 | 0 | 377 | 1209 | 1586 | 2507 | 63.26 % |
| Hartland Township, Precinct 3 | 1065 | 1065 | 643 | 0 | 626 | 1082 | 1708 | 2737 | 62.40 % |
| Hartland Township, Precinct 4 | 955 | 955 | 497 | 0 | 425 | 1027 | 1452 | 2203 | 65.91 % |
| Hartland Township, Precinct 5 | 736 | 736 | 431 | 0 | 393 | 774 | 1167 | 1724 | 67.69 % |
| Howell Township, Precinct 1 - FWL | 104 | 104 | 49 | 0 | 44 | 109 | 153 | 261 | 58.62 % |
| Howell Township, Precinct 1 - HOW | 649 | 649 | 421 | 0 | 356 | 714 | 1070 | 1646 | 65.01 % |
| Howell Township, Precinct 2 | 849 | 849 | 491 | 0 | 378 | 962 | 1340 | 1992 | 67.27 % |
| Howell Township, Precinct 3 - FWL | 2 | 2 | 2 | 0 | 0 | 4 | 4 | 4 | 100.00 % |

## Judge of Circuit Court 44th Circuit Incumbent Position - Vote for not more than 1

| Precinct | **Michael P. Hatty** | Cast Votes | Undervotes | Overvotes | Absentee Voting Ballots Cast | Election Day Voting Ballots Cast | Total Ballots Cast | Registered Voters | Turnout Percentage |
|---|---|---|---|---|---|---|---|---|---|
| Howell Township, Precinct 3 - HOW | 696 | 696 | 316 | 0 | 297 | 715 | 1012 | 1718 | 58.91 % |
| Iosco Township, Precinct 1 - FWL | 422 | 422 | 267 | 0 | 0 | 689 | 689 | 1139 | 60.49 % |
| Iosco Township, Precinct 1 - SCS | 44 | 44 | 20 | 0 | 0 | 64 | 64 | 100 | 64.00 % |
| Iosco Township, Precinct 2 - FWL | 450 | 450 | 208 | 0 | 0 | 658 | 658 | 1055 | 62.37 % |
| Iosco Township, Precinct 2 - HOW | 218 | 218 | 140 | 0 | 0 | 358 | 358 | 547 | 65.45 % |
| Marion Township, Precinct 1 | 889 | 889 | 624 | 0 | 507 | 1006 | 1513 | 2199 | 68.80 % |
| Marion Township, Precinct 2 | 1105 | 1105 | 579 | 0 | 594 | 1090 | 1684 | 2393 | 70.37 % |
| Marion Township, Precinct 3 | 709 | 709 | 400 | 0 | 446 | 663 | 1109 | 1546 | 71.73 % |
| Marion Township, Precinct 4 - HOW | 915 | 915 | 619 | 0 | 557 | 977 | 1534 | 2168 | 70.76 % |
| Marion Township, Precinct 4 - PCS | 28 | 28 | 12 | 0 | 23 | 17 | 40 | 63 | 63.49 % |
| Oceola Township, Precinct 1 | 909 | 909 | 599 | 0 | 534 | 974 | 1508 | 2289 | 65.88 % |
| Oceola Township, Precinct 2 | 1067 | 1067 | 589 | 0 | 532 | 1124 | 1656 | 2499 | 66.27 % |
| Oceola Township, Precinct 3 | 1119 | 1119 | 684 | 0 | 550 | 1253 | 1803 | 2758 | 65.37 % |
| Oceola Township, Precinct 4 | 804 | 804 | 459 | 0 | 384 | 879 | 1263 | 1788 | 70.64 % |
| Oceola Township, Precinct 5 | 578 | 578 | 305 | 0 | 422 | 461 | 883 | 1189 | 74.26 % |
| Putnam Township, Precinct 1 | 584 | 584 | 368 | 0 | 289 | 663 | 952 | 1376 | 69.19 % |
| Putnam Township, Precinct 2 - HOW | 75 | 75 | 57 | 0 | 53 | 79 | 132 | 209 | 63.16 % |

## Judge of Circuit Court 44th Circuit Incumbent Position - Vote for not more than 1

| Precinct | **Michael P. Hatty** | Cast Votes | Undervotes | Overvotes | Absentee Voting Ballots Cast | Election Day Voting Ballots Cast | Total Ballots Cast | Registered Voters | Turnout Percentage |
|---|---|---|---|---|---|---|---|---|---|
| Putnam Township, Precinct 2 - PCS | 744 | 744 | 459 | 0 | 424 | 779 | 1203 | 1777 | 67.70 % |
| Putnam Township, Precinct 3 | 709 | 709 | 362 | 0 | 256 | 815 | 1071 | 1628 | 65.79 % |
| Putnam Township, Precinct 4 | 563 | 563 | 360 | 0 | 344 | 579 | 923 | 1261 | 73.20 % |
| Tyrone Township, Precinct 1 | 787 | 787 | 591 | 0 | 473 | 905 | 1378 | 2350 | 58.64 % |
| Tyrone Township, Precinct 2 | 1020 | 1020 | 605 | 0 | 596 | 1029 | 1625 | 2314 | 70.22 % |
| Tyrone Township, Precinct 3 | 876 | 876 | 594 | 0 | 506 | 964 | 1470 | 2192 | 67.06 % |
| Tyrone Township, Precinct 4 | 829 | 829 | 442 | 0 | 400 | 871 | 1271 | 2034 | 62.49 % |
| Unadilla Township, Precinct 1 - FWL | 62 | 62 | 64 | 0 | 0 | 126 | 126 | 170 | 74.12 % |
| Unadilla Township, Precinct 1 - PCS | 105 | 105 | 52 | 0 | 0 | 157 | 157 | 262 | 59.92 % |
| Unadilla Township, Precinct 1 - SCS | 786 | 786 | 526 | 0 | 0 | 1312 | 1312 | 2107 | 62.27 % |
| **Totals** | **61582** | **61582** | **37115** | **5** | **31341** | **67361** | **98702** | **147839** | **66.76 %** |

## Judge of Circuit Court 44th Circuit New Judgeship 8 Year Term - Vote for not more than 1

| Precinct | Dennis L. Brewer | L. Suzanne Geddis | Cast Votes | Undervotes | Overvotes | Absentee Voting Ballots Cast | Election Day Voting Ballots Cast | Total Ballots Cast | Registered Voters | Turnout Percentage |
|---|---|---|---|---|---|---|---|---|---|---|
| City of Brighton, Precinct 1 | 380 | 473 | 853 | 248 | 1 | 392 | 710 | 1102 | 1785 | 61.74 % |
| City of Brighton, Precinct 2 | 268 | 392 | 660 | 207 | 1 | 316 | 552 | 868 | 1425 | 60.91 % |
| City of Brighton, Precinct 3 | 415 | 502 | 917 | 270 | 2 | 409 | 780 | 1189 | 1603 | 74.17 % |
| City of Brighton, Precinct 4 | 309 | 435 | 744 | 206 | 2 | 491 | 461 | 952 | 1184 | 80.41 % |
| City of Howell, Precinct 1 | 558 | 575 | 1133 | 278 | 1 | 416 | 996 | 1412 | 2355 | 59.96 % |
| City of Howell, Precinct 2 | 413 | 471 | 884 | 194 | 1 | 224 | 855 | 1079 | 2136 | 50.51 % |
| City of Howell, Precinct 3 | 637 | 582 | 1219 | 328 | 5 | 431 | 1121 | 1552 | 2491 | 62.30 % |
| Brighton Charter Township, Precinct 1 | 484 | 528 | 1012 | 299 | 6 | 527 | 790 | 1317 | 1763 | 74.70 % |
| Brighton Charter Township, Precinct 2 | 370 | 331 | 701 | 253 | 2 | 340 | 616 | 956 | 1527 | 62.61 % |
| Brighton Charter Township, Precinct 3 | 412 | 520 | 932 | 290 | 3 | 492 | 733 | 1225 | 1598 | 76.66 % |
| Brighton Charter Township, Precinct 4 | 403 | 365 | 768 | 226 | 1 | 352 | 643 | 995 | 1465 | 67.92 % |
| Brighton Charter Township, Precinct 5 | 225 | 289 | 514 | 132 | 2 | 164 | 484 | 648 | 1010 | 64.16 % |
| Brighton Charter Township, Precinct 6 | 652 | 519 | 1171 | 384 | 7 | 487 | 1075 | 1562 | 2181 | 71.62 % |
| Brighton Charter Township, Precinct 7 | 457 | 544 | 1001 | 307 | 6 | 477 | 837 | 1314 | 1840 | 71.41 % |
| Brighton Charter Township, Precinct 8 | 323 | 352 | 675 | 201 | 2 | 338 | 540 | 878 | 1208 | 72.68 % |
| Brighton Charter Township, Precinct 9 | 704 | 720 | 1424 | 379 | 8 | 701 | 1110 | 1811 | 2526 | 71.69 % |
| Cohoctah Township, Precinct 1 - BYR | 138 | 116 | 254 | 76 | 0 | 0 | 330 | 330 | 524 | 62.98 % |

## Judge of Circuit Court 44th Circuit New Judgeship 8 Year Term - Vote for not more than 1

| Precinct | Dennis L. Brewer | L. Suzanne Geddis | Cast Votes | Undervotes | Overvotes | Absentee Voting Ballots Cast | Election Day Voting Ballots Cast | Total Ballots Cast | Registered Voters | Turnout Percentage |
|---|---|---|---|---|---|---|---|---|---|---|
| Cohoctah Township, Precinct 1 - FWL | 217 | 191 | 408 | 111 | 0 | 0 | 519 | 519 | 822 | 63.14 % |
| Cohoctah Township, Precinct 1 - HOW | 350 | 283 | 633 | 168 | 0 | 0 | 801 | 801 | 1233 | 64.96 % |
| Conway Township, Precinct 1 - BYR | 25 | 18 | 43 | 4 | 0 | 0 | 47 | 47 | 78 | 60.26 % |
| Conway Township, Precinct 1 - FWL | 679 | 568 | 1247 | 262 | 4 | 0 | 1513 | 1513 | 2368 | 63.89 % |
| Conway Township, Precinct 1 - MOR | 11 | 18 | 29 | 7 | 0 | 0 | 36 | 36 | 52 | 69.23 % |
| Conway Township, Precinct 1 - WEB | 17 | 15 | 32 | 3 | 0 | 0 | 35 | 35 | 79 | 44.30 % |
| Deerfield Township, Precinct 1 - HAR | 289 | 155 | 444 | 122 | 0 | 199 | 367 | 566 | 837 | 67.62 % |
| Deerfield Township, Precinct 1 - LIN | 132 | 211 | 343 | 123 | 1 | 156 | 311 | 467 | 756 | 61.77 % |
| Deerfield Township, Precinct 2 - BYR | 4 | 4 | 8 | 6 | 0 | 5 | 9 | 14 | 30 | 46.67 % |
| Deerfield Township, Precinct 2 - HAR | 197 | 203 | 400 | 111 | 1 | 120 | 392 | 512 | 767 | 66.75 % |
| Deerfield Township, Precinct 2 - HOW | 218 | 204 | 422 | 116 | 0 | 185 | 353 | 538 | 842 | 63.90 % |
| Deerfield Township, Precinct 2 - LIN | 27 | 37 | 64 | 14 | 0 | 18 | 60 | 78 | 128 | 60.94 % |
| Genoa Charter Township, Precinct 1 | 481 | 470 | 951 | 271 | 0 | 366 | 856 | 1222 | 1933 | 63.22 % |
| Genoa Charter Township, Precinct 2 | 209 | 205 | 414 | 99 | 0 | 125 | 388 | 513 | 930 | 55.16 % |
| Genoa Charter Township, Precinct 3 | 479 | 443 | 922 | 225 | 1 | 443 | 705 | 1148 | 1875 | 61.23 % |

## Judge of Circuit Court 44th Circuit New Judgeship 8 Year Term - Vote for not more than 1

| Precinct | Dennis L. Brewer | L. Suzanne Geddis | Cast Votes | Undervotes | Overvotes | Absentee Voting Ballots Cast | Election Day Voting Ballots Cast | Total Ballots Cast | Registered Voters | Turnout Percentage |
|---|---|---|---|---|---|---|---|---|---|---|
| Genoa Charter Township, Precinct 4 | 341 | 440 | 781 | 231 | 2 | 371 | 643 | 1014 | 1402 | 72.33 % |
| Genoa Charter Township, Precinct 5 | 304 | 220 | 524 | 167 | 2 | 214 | 479 | 693 | 980 | 70.71 % |
| Genoa Charter Township, Precinct 6 | 623 | 741 | 1364 | 357 | 4 | 890 | 835 | 1725 | 2335 | 73.88 % |
| Genoa Charter Township, Precinct 7 | 268 | 252 | 520 | 142 | 0 | 261 | 401 | 662 | 914 | 72.43 % |
| Genoa Charter Township, Precinct 8 | 365 | 431 | 796 | 240 | 1 | 476 | 561 | 1037 | 1360 | 76.25 % |
| Genoa Charter Township, Precinct 9 | 408 | 389 | 797 | 195 | 3 | 403 | 592 | 995 | 1530 | 65.03 % |
| Genoa Charter Township, Precinct 10 | 376 | 466 | 842 | 223 | 1 | 420 | 646 | 1066 | 1558 | 68.42 % |
| Genoa Charter Township, Precinct 11 | 178 | 192 | 370 | 81 | 0 | 120 | 331 | 451 | 708 | 63.70 % |
| Genoa Charter Township, Precinct 12 | 48 | 44 | 92 | 29 | 0 | 29 | 92 | 121 | 157 | 77.07 % |
| Genoa Charter Township, Precinct 13 | 184 | 175 | 359 | 103 | 1 | 188 | 275 | 463 | 761 | 60.84 % |
| Green Oak Charter Township, Precinct 1 | 338 | 531 | 869 | 444 | 3 | 450 | 866 | 1316 | 2132 | 61.73 % |
| Green Oak Charter Township, Precinct 2 | 371 | 439 | 810 | 232 | 2 | 268 | 776 | 1044 | 1591 | 65.62 % |
| Green Oak Charter Township, Precinct 3 - BAS | 93 | 107 | 200 | 73 | 2 | 75 | 200 | 275 | 389 | 70.69 % |
| Green Oak Charter Township, Precinct 3 - SLCS | 56 | 92 | 148 | 78 | 0 | 48 | 178 | 226 | 323 | 69.97 % |
| Green Oak Charter Township, Precinct 3 - WLPS | 274 | 360 | 634 | 189 | 2 | 308 | 517 | 825 | 1352 | 61.02 % |

## Judge of Circuit Court 44th Circuit New Judgeship 8 Year Term - Vote for not more than 1

| Precinct | Dennis L. Brewer | L. Suzanne Geddis | Cast Votes | Undervotes | Overvotes | Absentee Voting Ballots Cast | Election Day Voting Ballots Cast | Total Ballots Cast | Registered Voters | Turnout Percentage |
|---|---|---|---|---|---|---|---|---|---|---|
| Green Oak Charter Township, Precinct 4 - BAS | 67 | 72 | 139 | 58 | 1 | 80 | 118 | 198 | 293 | 67.58 % |
| Green Oak Charter Township, Precinct 4 - SLCS | 377 | 447 | 824 | 433 | 4 | 443 | 818 | 1261 | 1776 | 71.00 % |
| Green Oak Charter Township, Precinct 5 - BAS | 353 | 531 | 884 | 327 | 2 | 471 | 742 | 1213 | 1753 | 69.20 % |
| Green Oak Charter Township, Precinct 5 - SLCS | 1 | 1 | 2 | 0 | 0 | 2 | 0 | 2 | 2 | 100.00 % |
| Green Oak Charter Township, Precinct 6 | 405 | 539 | 944 | 427 | 2 | 606 | 767 | 1373 | 1936 | 70.92 % |
| Green Oak Charter Township, Precinct 7 | 209 | 327 | 536 | 151 | 2 | 245 | 444 | 689 | 1088 | 63.33 % |
| Green Oak Charter Township, Precinct 8 - BAS | 337 | 373 | 710 | 257 | 2 | 289 | 680 | 969 | 1378 | 70.32 % |
| Green Oak Charter Township, Precinct 8 - WLPS | 26 | 38 | 64 | 27 | 0 | 32 | 59 | 91 | 146 | 62.33 % |
| Green Oak Charter Township, Precinct 9 - BAS | 98 | 136 | 234 | 84 | 1 | 112 | 207 | 319 | 435 | 73.33 % |
| Green Oak Charter Township, Precinct 9 - SLCS | 97 | 185 | 282 | 181 | 2 | 193 | 272 | 465 | 635 | 73.23 % |
| Hamburg Township, Precinct 1 | 714 | 793 | 1507 | 464 | 5 | 680 | 1296 | 1976 | 2803 | 70.50 % |
| Hamburg Township, Precinct 2 | 524 | 612 | 1136 | 363 | 2 | 422 | 1079 | 1501 | 2095 | 71.65 % |
| Hamburg Township, Precinct 3 | 619 | 645 | 1264 | 447 | 2 | 605 | 1108 | 1713 | 2421 | 70.76 % |
| Hamburg Township, Precinct 4 - DEX | 204 | 314 | 518 | 198 | 0 | 241 | 475 | 716 | 939 | 76.25 % |
| Hamburg Township, Precinct 4 - PCS | 268 | 388 | 656 | 252 | 0 | 356 | 552 | 908 | 1266 | 71.72 % |
| Hamburg Township, Precinct 5 | 452 | 562 | 1014 | 300 | 2 | 406 | 910 | 1316 | 1978 | 66.53 % |

## Judge of Circuit Court 44th Circuit New Judgeship 8 Year Term - Vote for not more than 1

| Precinct | Dennis L. Brewer | L. Suzanne Geddis | Cast Votes | Undervotes | Overvotes | Absentee Voting Ballots Cast | Election Day Voting Ballots Cast | Total Ballots Cast | Registered Voters | Turnout Percentage |
|---|---|---|---|---|---|---|---|---|---|---|
| Hamburg Township, Precinct 6 | 631 | 807 | 1438 | 444 | 2 | 745 | 1139 | 1884 | 2666 | 70.67 % |
| Hamburg Township, Precinct 7 | 458 | 449 | 907 | 236 | 2 | 383 | 762 | 1145 | 1532 | 74.74 % |
| Hamburg Township, Precinct 8 | 332 | 388 | 720 | 213 | 3 | 230 | 706 | 936 | 1348 | 69.44 % |
| Handy Township, Precinct 1 - FWL | 458 | 325 | 783 | 159 | 0 | 197 | 745 | 942 | 1575 | 59.81 % |
| Handy Township, Precinct 1 - HOW | 2 | 4 | 6 | 1 | 0 | 1 | 6 | 7 | 10 | 70.00 % |
| Handy Township, Precinct 1 - WEB | 2 | 4 | 6 | 1 | 0 | 0 | 7 | 7 | 7 | 100.00 % |
| Handy Township, Precinct 2 | 464 | 398 | 862 | 209 | 2 | 231 | 842 | 1073 | 2065 | 51.96 % |
| Handy Township, Precinct 3 - FWL | 655 | 468 | 1123 | 240 | 2 | 267 | 1098 | 1365 | 2351 | 58.06 % |
| Handy Township, Precinct 3 - WEB | 15 | 9 | 24 | 4 | 1 | 12 | 17 | 29 | 34 | 85.29 % |
| Hartland Township, Precinct 1 | 609 | 636 | 1245 | 372 | 1 | 611 | 1007 | 1618 | 2259 | 71.62 % |
| Hartland Township, Precinct 2 | 753 | 505 | 1258 | 324 | 4 | 377 | 1209 | 1586 | 2507 | 63.26 % |
| Hartland Township, Precinct 3 | 600 | 699 | 1299 | 405 | 4 | 626 | 1082 | 1708 | 2737 | 62.40 % |
| Hartland Township, Precinct 4 | 734 | 450 | 1184 | 263 | 5 | 425 | 1027 | 1452 | 2203 | 65.91 % |
| Hartland Township, Precinct 5 | 489 | 431 | 920 | 247 | 0 | 393 | 774 | 1167 | 1724 | 67.69 % |
| Howell Township, Precinct 1 - FWL | 69 | 56 | 125 | 28 | 0 | 44 | 109 | 153 | 261 | 58.62 % |
| Howell Township, Precinct 1 - HOW | 424 | 388 | 812 | 257 | 1 | 356 | 714 | 1070 | 1646 | 65.01 % |
| Howell Township, Precinct 2 | 496 | 539 | 1035 | 303 | 2 | 378 | 962 | 1340 | 1992 | 67.27 % |
| Howell Township, Precinct 3 - FWL | 3 | 1 | 4 | 0 | 0 | 0 | 4 | 4 | 4 | 100.00 % |

## Judge of Circuit Court 44th Circuit New Judgeship 8 Year Term - Vote for not more than 1

| Precinct | Dennis L. Brewer | L. Suzanne Geddis | Cast Votes | Undervotes | Overvotes | Absentee Voting Ballots Cast | Election Day Voting Ballots Cast | Total Ballots Cast | Registered Voters | Turnout Percentage |
|---|---|---|---|---|---|---|---|---|---|---|
| Howell Township, Precinct 3 - HOW | 466 | 356 | 822 | 188 | 2 | 297 | 715 | 1012 | 1718 | 58.91 % |
| Iosco Township, Precinct 1 - FWL | 260 | 278 | 538 | 150 | 1 | 0 | 689 | 689 | 1139 | 60.49 % |
| Iosco Township, Precinct 1 - SCS | 30 | 21 | 51 | 13 | 0 | 0 | 64 | 64 | 100 | 64.00 % |
| Iosco Township, Precinct 2 - FWL | 301 | 251 | 552 | 104 | 2 | 0 | 658 | 658 | 1055 | 62.37 % |
| Iosco Township, Precinct 2 - HOW | 172 | 119 | 291 | 67 | 0 | 0 | 358 | 358 | 547 | 65.45 % |
| Marion Township, Precinct 1 | 561 | 613 | 1174 | 336 | 3 | 507 | 1006 | 1513 | 2199 | 68.80 % |
| Marion Township, Precinct 2 | 728 | 632 | 1360 | 321 | 3 | 594 | 1090 | 1684 | 2393 | 70.37 % |
| Marion Township, Precinct 3 | 427 | 460 | 887 | 220 | 2 | 446 | 663 | 1109 | 1546 | 71.73 % |
| Marion Township, Precinct 4 - HOW | 649 | 536 | 1185 | 345 | 4 | 557 | 977 | 1534 | 2168 | 70.76 % |
| Marion Township, Precinct 4 - PCS | 16 | 19 | 35 | 5 | 0 | 23 | 17 | 40 | 63 | 63.49 % |
| Oceola Township, Precinct 1 | 564 | 612 | 1176 | 330 | 2 | 534 | 974 | 1508 | 2289 | 65.88 % |
| Oceola Township, Precinct 2 | 646 | 665 | 1311 | 340 | 5 | 532 | 1124 | 1656 | 2499 | 66.27 % |
| Oceola Township, Precinct 3 | 685 | 691 | 1376 | 427 | 0 | 550 | 1253 | 1803 | 2758 | 65.37 % |
| Oceola Township, Precinct 4 | 575 | 423 | 998 | 258 | 7 | 384 | 879 | 1263 | 1788 | 70.64 % |
| Oceola Township, Precinct 5 | 277 | 414 | 691 | 189 | 3 | 422 | 461 | 883 | 1189 | 74.26 % |
| Putnam Township, Precinct 1 | 382 | 349 | 731 | 218 | 3 | 289 | 663 | 952 | 1376 | 69.19 % |
| Putnam Township, Precinct 2 - HOW | 63 | 44 | 107 | 25 | 0 | 53 | 79 | 132 | 209 | 63.16 % |

## Judge of Circuit Court 44th Circuit New Judgeship 8 Year Term - Vote for not more than 1

| Precinct | Dennis L. Brewer | L. Suzanne Geddis | Cast Votes | Undervotes | Overvotes | Absentee Voting Ballots Cast | Election Day Voting Ballots Cast | Total Ballots Cast | Registered Voters | Turnout Percentage |
|---|---|---|---|---|---|---|---|---|---|---|
| Putnam Township, Precinct 2 - PCS | 443 | 487 | 930 | 268 | 5 | 424 | 779 | 1203 | 1777 | 67.70 % |
| Putnam Township, Precinct 3 | 430 | 440 | 870 | 197 | 4 | 256 | 815 | 1071 | 1628 | 65.79 % |
| Putnam Township, Precinct 4 | 343 | 375 | 718 | 204 | 1 | 344 | 579 | 923 | 1261 | 73.20 % |
| Tyrone Township, Precinct 1 | 462 | 520 | 982 | 395 | 1 | 473 | 905 | 1378 | 2350 | 58.64 % |
| Tyrone Township, Precinct 2 | 484 | 710 | 1194 | 427 | 4 | 596 | 1029 | 1625 | 2314 | 70.22 % |
| Tyrone Township, Precinct 3 | 528 | 526 | 1054 | 413 | 3 | 506 | 964 | 1470 | 2192 | 67.06 % |
| Tyrone Township, Precinct 4 | 470 | 527 | 997 | 270 | 4 | 400 | 871 | 1271 | 2034 | 62.49 % |
| Unadilla Township, Precinct 1 - FWL | 54 | 40 | 94 | 32 | 0 | 0 | 126 | 126 | 170 | 74.12 % |
| Unadilla Township, Precinct 1 - PCS | 55 | 67 | 122 | 35 | 0 | 0 | 157 | 157 | 262 | 59.92 % |
| Unadilla Township, Precinct 1 - SCS | 497 | 489 | 986 | 323 | 3 | 0 | 1312 | 1312 | 2107 | 62.27 % |
| **Totals** | **37223** | **38802** | **76025** | **22479** | **198** | **31341** | **67361** | **98702** | **147839** | **66.76 %** |

## Judge of Probate Court Incumbent Position - Vote for not more than 1

| Precinct | Miriam A. Cavanaugh | Cast Votes | Undervotes | Overvotes | Absentee Voting Ballots Cast | Election Day Voting Ballots Cast | Total Ballots Cast | Registered Voters | Turnout Percentage |
|---|---|---|---|---|---|---|---|---|---|
| City of Brighton, Precinct 1 | 649 | 649 | 453 | 0 | 392 | 710 | 1102 | 1785 | 61.74 % |
| City of Brighton, Precinct 2 | 509 | 509 | 359 | 0 | 316 | 552 | 868 | 1425 | 60.91 % |
| City of Brighton, Precinct 3 | 696 | 696 | 493 | 0 | 409 | 780 | 1189 | 1603 | 74.17 % |
| City of Brighton, Precinct 4 | 560 | 560 | 392 | 0 | 491 | 461 | 952 | 1184 | 80.41 % |
| City of Howell, Precinct 1 | 886 | 886 | 526 | 0 | 416 | 996 | 1412 | 2355 | 59.96 % |
| City of Howell, Precinct 2 | 698 | 698 | 381 | 0 | 224 | 855 | 1079 | 2136 | 50.51 % |
| City of Howell, Precinct 3 | 958 | 958 | 594 | 0 | 431 | 1121 | 1552 | 2491 | 62.30 % |
| Brighton Charter Township, Precinct 1 | 765 | 765 | 552 | 0 | 527 | 790 | 1317 | 1763 | 74.70 % |
| Brighton Charter Township, Precinct 2 | 539 | 539 | 417 | 0 | 340 | 616 | 956 | 1527 | 62.61 % |
| Brighton Charter Township, Precinct 3 | 730 | 730 | 495 | 0 | 492 | 733 | 1225 | 1598 | 76.66 % |
| Brighton Charter Township, Precinct 4 | 597 | 597 | 398 | 0 | 352 | 643 | 995 | 1465 | 67.92 % |
| Brighton Charter Township, Precinct 5 | 404 | 404 | 244 | 0 | 164 | 484 | 648 | 1010 | 64.16 % |
| Brighton Charter Township, Precinct 6 | 899 | 899 | 661 | 2 | 487 | 1075 | 1562 | 2181 | 71.62 % |
| Brighton Charter Township, Precinct 7 | 812 | 812 | 502 | 0 | 477 | 837 | 1314 | 1840 | 71.41 % |
| Brighton Charter Township, Precinct 8 | 517 | 517 | 360 | 1 | 338 | 540 | 878 | 1208 | 72.68 % |
| Brighton Charter Township, Precinct 9 | 1135 | 1135 | 676 | 0 | 701 | 1110 | 1811 | 2526 | 71.69 % |
| Cohoctah Township, Precinct 1 - BYR | 187 | 187 | 143 | 0 | 0 | 330 | 330 | 524 | 62.98 % |

## Judge of Probate Court Incumbent Position - Vote for not more than 1

| Precinct | Miriam A. Cavanaugh | Cast Votes | Undervotes | Overvotes | Absentee Voting Ballots Cast | Election Day Voting Ballots Cast | Total Ballots Cast | Registered Voters | Turnout Percentage |
|---|---|---|---|---|---|---|---|---|---|
| Cohoctah Township, Precinct 1 - FWL | 313 | 313 | 206 | 0 | 0 | 519 | 519 | 822 | 63.14 % |
| Cohoctah Township, Precinct 1 - HOW | 480 | 480 | 321 | 0 | 0 | 801 | 801 | 1233 | 64.96 % |
| Conway Township, Precinct 1 - BYR | 37 | 37 | 10 | 0 | 0 | 47 | 47 | 78 | 60.26 % |
| Conway Township, Precinct 1 - FWL | 960 | 960 | 552 | 1 | 0 | 1513 | 1513 | 2368 | 63.89 % |
| Conway Township, Precinct 1 - MOR | 25 | 25 | 11 | 0 | 0 | 36 | 36 | 52 | 69.23 % |
| Conway Township, Precinct 1 - WEB | 27 | 27 | 8 | 0 | 0 | 35 | 35 | 79 | 44.30 % |
| Deerfield Township, Precinct 1 - HAR | 322 | 322 | 244 | 0 | 199 | 367 | 566 | 837 | 67.62 % |
| Deerfield Township, Precinct 1 - LIN | 278 | 278 | 189 | 0 | 156 | 311 | 467 | 756 | 61.77 % |
| Deerfield Township, Precinct 2 - BYR | 4 | 4 | 10 | 0 | 5 | 9 | 14 | 30 | 46.67 % |
| Deerfield Township, Precinct 2 - HAR | 313 | 313 | 198 | 1 | 120 | 392 | 512 | 767 | 66.75 % |
| Deerfield Township, Precinct 2 - HOW | 313 | 313 | 225 | 0 | 185 | 353 | 538 | 842 | 63.90 % |
| Deerfield Township, Precinct 2 - LIN | 46 | 46 | 32 | 0 | 18 | 60 | 78 | 128 | 60.94 % |
| Genoa Charter Township, Precinct 1 | 781 | 781 | 441 | 0 | 366 | 856 | 1222 | 1933 | 63.22 % |
| Genoa Charter Township, Precinct 2 | 315 | 315 | 198 | 0 | 125 | 388 | 513 | 930 | 55.16 % |
| Genoa Charter Township, Precinct 3 | 730 | 730 | 418 | 0 | 443 | 705 | 1148 | 1875 | 61.23 % |

## Judge of Probate Court Incumbent Position - Vote for not more than 1

| Precinct | **Miriam A. Cavanaugh** | Cast Votes | Undervotes | Overvotes | Absentee Voting Ballots Cast | Election Day Voting Ballots Cast | Total Ballots Cast | Registered Voters | Turnout Percentage |
|---|---|---|---|---|---|---|---|---|---|
| Genoa Charter Township, Precinct 4 | 592 | 592 | 422 | 0 | 371 | 643 | 1014 | 1402 | 72.33 % |
| Genoa Charter Township, Precinct 5 | 393 | 393 | 300 | 0 | 214 | 479 | 693 | 980 | 70.71 % |
| Genoa Charter Township, Precinct 6 | 1059 | 1059 | 666 | 0 | 890 | 835 | 1725 | 2335 | 73.88 % |
| Genoa Charter Township, Precinct 7 | 401 | 401 | 260 | 1 | 261 | 401 | 662 | 914 | 72.43 % |
| Genoa Charter Township, Precinct 8 | 643 | 643 | 394 | 0 | 476 | 561 | 1037 | 1360 | 76.25 % |
| Genoa Charter Township, Precinct 9 | 623 | 623 | 372 | 0 | 403 | 592 | 995 | 1530 | 65.03 % |
| Genoa Charter Township, Precinct 10 | 656 | 656 | 410 | 0 | 420 | 646 | 1066 | 1558 | 68.42 % |
| Genoa Charter Township, Precinct 11 | 261 | 261 | 190 | 0 | 120 | 331 | 451 | 708 | 63.70 % |
| Genoa Charter Township, Precinct 12 | 68 | 68 | 53 | 0 | 29 | 92 | 121 | 157 | 77.07 % |
| Genoa Charter Township, Precinct 13 | 291 | 291 | 172 | 0 | 188 | 275 | 463 | 761 | 60.84 % |
| Green Oak Charter Township, Precinct 1 | 746 | 746 | 570 | 0 | 450 | 866 | 1316 | 2132 | 61.73 % |
| Green Oak Charter Township, Precinct 2 | 641 | 641 | 403 | 0 | 268 | 776 | 1044 | 1591 | 65.62 % |
| Green Oak Charter Township, Precinct 3 - BAS | 159 | 159 | 116 | 0 | 75 | 200 | 275 | 389 | 70.69 % |
| Green Oak Charter Township, Precinct 3 - SLCS | 120 | 120 | 106 | 0 | 48 | 178 | 226 | 323 | 69.97 % |
| Green Oak Charter Township, Precinct 3 - WLPS | 508 | 508 | 316 | 1 | 308 | 517 | 825 | 1352 | 61.02 % |

## Judge of Probate Court Incumbent Position - Vote for not more than 1

| Precinct | Miriam A. Cavanaugh | Cast Votes | Undervotes | Overvotes | Absentee Voting Ballots Cast | Election Day Voting Ballots Cast | Total Ballots Cast | Registered Voters | Turnout Percentage |
|---|---|---|---|---|---|---|---|---|---|
| Green Oak Charter Township, Precinct 4 - BAS | 123 | 123 | 75 | 0 | 80 | 118 | 198 | 293 | 67.58 % |
| Green Oak Charter Township, Precinct 4 - SLCS | 643 | 643 | 618 | 0 | 443 | 818 | 1261 | 1776 | 71.00 % |
| Green Oak Charter Township, Precinct 5 - BAS | 700 | 700 | 513 | 0 | 471 | 742 | 1213 | 1753 | 69.20 % |
| Green Oak Charter Township, Precinct 5 - SLCS | 2 | 2 | 0 | 0 | 2 | 0 | 2 | 2 | 100.00 % |
| Green Oak Charter Township, Precinct 6 | 763 | 763 | 610 | 0 | 606 | 767 | 1373 | 1936 | 70.92 % |
| Green Oak Charter Township, Precinct 7 | 419 | 419 | 270 | 0 | 245 | 444 | 689 | 1088 | 63.33 % |
| Green Oak Charter Township, Precinct 8 - BAS | 573 | 573 | 396 | 0 | 289 | 680 | 969 | 1378 | 70.32 % |
| Green Oak Charter Township, Precinct 8 - WLPS | 47 | 47 | 44 | 0 | 32 | 59 | 91 | 146 | 62.33 % |
| Green Oak Charter Township, Precinct 9 - BAS | 173 | 173 | 146 | 0 | 112 | 207 | 319 | 435 | 73.33 % |
| Green Oak Charter Township, Precinct 9 - SLCS | 216 | 216 | 249 | 0 | 193 | 272 | 465 | 635 | 73.23 % |
| Hamburg Township, Precinct 1 | 1141 | 1141 | 835 | 0 | 680 | 1296 | 1976 | 2803 | 70.50 % |
| Hamburg Township, Precinct 2 | 882 | 882 | 619 | 0 | 422 | 1079 | 1501 | 2095 | 71.65 % |
| Hamburg Township, Precinct 3 | 986 | 986 | 727 | 0 | 605 | 1108 | 1713 | 2421 | 70.76 % |
| Hamburg Township, Precinct 4 - DEX | 425 | 425 | 291 | 0 | 241 | 475 | 716 | 939 | 76.25 % |
| Hamburg Township, Precinct 4 - PCS | 519 | 519 | 389 | 0 | 356 | 552 | 908 | 1266 | 71.72 % |
| Hamburg Township, Precinct 5 | 815 | 815 | 501 | 0 | 406 | 910 | 1316 | 1978 | 66.53 % |

## Judge of Probate Court Incumbent Position - Vote for not more than 1

| Precinct | **Miriam A. Cavanaugh** | Cast Votes | Undervotes | Overvotes | Absentee Voting Ballots Cast | Election Day Voting Ballots Cast | Total Ballots Cast | Registered Voters | Turnout Percentage |
|---|---|---|---|---|---|---|---|---|---|
| Hamburg Township, Precinct 6 | 1182 | 1182 | 702 | 0 | 745 | 1139 | 1884 | 2666 | 70.67 % |
| Hamburg Township, Precinct 7 | 675 | 675 | 470 | 0 | 383 | 762 | 1145 | 1532 | 74.74 % |
| Hamburg Township, Precinct 8 | 567 | 567 | 368 | 1 | 230 | 706 | 936 | 1348 | 69.44 % |
| Handy Township, Precinct 1 - FWL | 625 | 625 | 317 | 0 | 197 | 745 | 942 | 1575 | 59.81 % |
| Handy Township, Precinct 1 - HOW | 6 | 6 | 1 | 0 | 1 | 6 | 7 | 10 | 70.00 % |
| Handy Township, Precinct 1 - WEB | 3 | 3 | 4 | 0 | 0 | 7 | 7 | 7 | 100.00 % |
| Handy Township, Precinct 2 | 704 | 704 | 369 | 0 | 231 | 842 | 1073 | 2065 | 51.96 % |
| Handy Township, Precinct 3 - FWL | 872 | 872 | 493 | 0 | 267 | 1098 | 1365 | 2351 | 58.06 % |
| Handy Township, Precinct 3 - WEB | 17 | 17 | 12 | 0 | 12 | 17 | 29 | 34 | 85.29 % |
| Hartland Township, Precinct 1 | 947 | 947 | 671 | 0 | 611 | 1007 | 1618 | 2259 | 71.62 % |
| Hartland Township, Precinct 2 | 1000 | 1000 | 586 | 0 | 377 | 1209 | 1586 | 2507 | 63.26 % |
| Hartland Township, Precinct 3 | 1038 | 1038 | 670 | 0 | 626 | 1082 | 1708 | 2737 | 62.40 % |
| Hartland Township, Precinct 4 | 951 | 951 | 501 | 0 | 425 | 1027 | 1452 | 2203 | 65.91 % |
| Hartland Township, Precinct 5 | 706 | 706 | 461 | 0 | 393 | 774 | 1167 | 1724 | 67.69 % |
| Howell Township, Precinct 1 - FWL | 94 | 94 | 59 | 0 | 44 | 109 | 153 | 261 | 58.62 % |
| Howell Township, Precinct 1 - HOW | 640 | 640 | 430 | 0 | 356 | 714 | 1070 | 1646 | 65.01 % |
| Howell Township, Precinct 2 | 840 | 840 | 500 | 0 | 378 | 962 | 1340 | 1992 | 67.27 % |
| Howell Township, Precinct 3 - FWL | 2 | 2 | 2 | 0 | 0 | 4 | 4 | 4 | 100.00 % |

## Judge of Probate Court Incumbent Position - Vote for not more than 1

| Precinct | Miriam A. Cavanaugh | Cast Votes | Undervotes | Overvotes | Absentee Voting Ballots Cast | Election Day Voting Ballots Cast | Total Ballots Cast | Registered Voters | Turnout Percentage |
|---|---|---|---|---|---|---|---|---|---|
| Howell Township, Precinct 3 - HOW | 674 | 674 | 338 | 0 | 297 | 715 | 1012 | 1718 | 58.91 % |
| Iosco Township, Precinct 1 - FWL | 403 | 403 | 286 | 0 | 0 | 689 | 689 | 1139 | 60.49 % |
| Iosco Township, Precinct 1 - SCS | 43 | 43 | 21 | 0 | 0 | 64 | 64 | 100 | 64.00 % |
| Iosco Township, Precinct 2 - FWL | 441 | 441 | 217 | 0 | 0 | 658 | 658 | 1055 | 62.37 % |
| Iosco Township, Precinct 2 - HOW | 209 | 209 | 149 | 0 | 0 | 358 | 358 | 547 | 65.45 % |
| Marion Township, Precinct 1 | 854 | 854 | 659 | 0 | 507 | 1006 | 1513 | 2199 | 68.80 % |
| Marion Township, Precinct 2 | 1063 | 1063 | 620 | 1 | 594 | 1090 | 1684 | 2393 | 70.37 % |
| Marion Township, Precinct 3 | 686 | 686 | 423 | 0 | 446 | 663 | 1109 | 1546 | 71.73 % |
| Marion Township, Precinct 4 - HOW | 897 | 897 | 637 | 0 | 557 | 977 | 1534 | 2168 | 70.76 % |
| Marion Township, Precinct 4 - PCS | 24 | 24 | 16 | 0 | 23 | 17 | 40 | 63 | 63.49 % |
| Oceola Township, Precinct 1 | 899 | 899 | 609 | 0 | 534 | 974 | 1508 | 2289 | 65.88 % |
| Oceola Township, Precinct 2 | 1012 | 1012 | 644 | 0 | 532 | 1124 | 1656 | 2499 | 66.27 % |
| Oceola Township, Precinct 3 | 1092 | 1092 | 711 | 0 | 550 | 1253 | 1803 | 2758 | 65.37 % |
| Oceola Township, Precinct 4 | 788 | 788 | 475 | 0 | 384 | 879 | 1263 | 1788 | 70.64 % |
| Oceola Township, Precinct 5 | 573 | 573 | 310 | 0 | 422 | 461 | 883 | 1189 | 74.26 % |
| Putnam Township, Precinct 1 | 564 | 564 | 388 | 0 | 289 | 663 | 952 | 1376 | 69.19 % |
| Putnam Township, Precinct 2 - HOW | 74 | 74 | 58 | 0 | 53 | 79 | 132 | 209 | 63.16 % |

## Judge of Probate Court Incumbent Position - Vote for not more than 1

| Precinct | **Miriam A. Cavanaugh** | Cast Votes | Undervotes | Overvotes | Absentee Voting Ballots Cast | Election Day Voting Ballots Cast | Total Ballots Cast | Registered Voters | Turnout Percentage |
|---|---|---|---|---|---|---|---|---|---|
| Putnam Township, Precinct 2 - PCS | 729 | 729 | 474 | 0 | 424 | 779 | 1203 | 1777 | 67.70 % |
| Putnam Township, Precinct 3 | 701 | 701 | 370 | 0 | 256 | 815 | 1071 | 1628 | 65.79 % |
| Putnam Township, Precinct 4 | 562 | 562 | 361 | 0 | 344 | 579 | 923 | 1261 | 73.20 % |
| Tyrone Township, Precinct 1 | 779 | 779 | 599 | 0 | 473 | 905 | 1378 | 2350 | 58.64 % |
| Tyrone Township, Precinct 2 | 1018 | 1018 | 607 | 0 | 596 | 1029 | 1625 | 2314 | 70.22 % |
| Tyrone Township, Precinct 3 | 868 | 868 | 602 | 0 | 506 | 964 | 1470 | 2192 | 67.06 % |
| Tyrone Township, Precinct 4 | 817 | 817 | 454 | 0 | 400 | 871 | 1271 | 2034 | 62.49 % |
| Unadilla Township, Precinct 1 - FWL | 63 | 63 | 63 | 0 | 0 | 126 | 126 | 170 | 74.12 % |
| Unadilla Township, Precinct 1 - PCS | 99 | 99 | 58 | 0 | 0 | 157 | 157 | 262 | 59.92 % |
| Unadilla Township, Precinct 1 - SCS | 772 | 772 | 540 | 0 | 0 | 1312 | 1312 | 2107 | 62.27 % |
| **Totals** | **59646** | **59646** | **39047** | **9** | **31341** | **67361** | **98702** | **147839** | **66.76 %** |

## Board Of Trustees Member Lansing Community College - Vote for not more than 2

| Precinct | Lawrence Hidalgo, Jr. | Shaquila Myers | Samantha Wilbur | Cast Votes | Undervotes | Overvotes | Absentee Voting Ballots Cast | Election Day Voting Ballots Cast | Total Ballots Cast | Registered Voters | Turnout Percentage |
|---|---|---|---|---|---|---|---|---|---|---|---|
| Conway Township, Precinct 1 - WEB | 19 | 11 | 24 | 54 | 16 | 0 | 0 | 35 | 35 | 79 | 44.30 % |
| Handy Township, Precinct 1 - WEB | 2 | 2 | 0 | 4 | 10 | 0 | 0 | 7 | 7 | 7 | 100.00 % |
| Handy Township, Precinct 3 - WEB | 13 | 5 | 15 | 33 | 25 | 0 | 12 | 17 | 29 | 34 | 85.29 % |
| Iosco Township, Precinct 1 - SCS | 34 | 10 | 28 | 72 | 56 | 0 | 0 | 64 | 64 | 100 | 64.00 % |
| Unadilla Township, Precinct 1 - SCS | 397 | 324 | 578 | 1299 | 1325 | 0 | 0 | 1312 | 1312 | 2107 | 62.27 % |
| **Totals** | **465** | **352** | **645** | **1462** | **1432** | **0** | **12** | **1435** | **1447** | **2327** | **62.18 %** |

## Board Of Trustees Member Mott Community College - Vote for not more than 3

| Precinct | Loyce Driskell | Andy Everman | Michael A. Freeman | Matthew Norwood | Rafael Turner | Cast Votes | Undervotes | Overvotes | Absentee Voting Ballots Cast | Election Day Voting Ballots Cast | Total Ballots Cast | Registered Voters | Turnout Percentage |
|---|---|---|---|---|---|---|---|---|---|---|---|---|---|
| Deerfield Township, Precinct 1 - LIN | 114 | 132 | 208 | 150 | 78 | 682 | 719 | 0 | 156 | 311 | 467 | 756 | 61.77 % |
| Deerfield Township, Precinct 2 - LIN | 10 | 28 | 28 | 29 | 12 | 107 | 127 | 0 | 18 | 60 | 78 | 128 | 60.94 % |
| Tyrone Township, Precinct 1 | 208 | 334 | 506 | 427 | 267 | 1742 | 2392 | 0 | 473 | 905 | 1378 | 2350 | 58.64 % |
| Tyrone Township, Precinct 2 | 350 | 453 | 619 | 660 | 281 | 2363 | 2509 | 1 | 596 | 1029 | 1625 | 2314 | 70.22 % |
| Tyrone Township, Precinct 3 | 278 | 445 | 483 | 475 | 270 | 1951 | 2459 | 0 | 506 | 964 | 1470 | 2192 | 67.06 % |
| **Totals** | **960** | **1392** | **1844** | **1741** | **908** | **6845** | **8206** | **1** | **1749** | **3269** | **5018** | **7740** | **64.83 %** |

## Board Of Trustees Member Oakland Community College - Vote for not more than 2

| Precinct | Paul Curtis | Pamala M. Davis | Danarius Monroe Hemphill | Christine Marie O'Sullivan | Margaret E. Perry | Bob Storc | Cast Votes | Undervotes | Overvotes | Absentee Voting Ballots Cast | Election Day Voting Ballots Cast | Total Ballots Cast | Registered Voters | Turnout Percentage |
|---|---|---|---|---|---|---|---|---|---|---|---|---|---|---|
| Green Oak Charter Township, Precinct 1 | 292 | 314 | 65 | 272 | 163 | 134 | 1240 | 1388 | 2 | 450 | 866 | 1316 | 2132 | 61.73 % |
| Green Oak Charter Township, Precinct 3 - SLCS | 34 | 64 | 23 | 53 | 25 | 32 | 231 | 221 | 0 | 48 | 178 | 226 | 323 | 69.97 % |
| Green Oak Charter Township, Precinct 4 - SLCS | 174 | 158 | 89 | 304 | 199 | 120 | 1044 | 1476 | 1 | 443 | 818 | 1261 | 1776 | 71.00 % |
| Green Oak Charter Township, Precinct 5 - SLCS | 0 | 2 | 0 | 1 | 1 | 0 | 4 | 0 | 0 | 2 | 0 | 2 | 2 | 100.00 % |
| Green Oak Charter Township, Precinct 6 | 211 | 201 | 42 | 257 | 293 | 212 | 1216 | 1524 | 3 | 606 | 767 | 1373 | 1936 | 70.92 % |
| Green Oak Charter Township, Precinct 9 - SLCS | 74 | 67 | 15 | 96 | 53 | 46 | 351 | 577 | 1 | 193 | 272 | 465 | 635 | 73.23 % |
| **Totals** | **785** | **806** | **234** | **983** | **734** | **544** | **4086** | **5186** | **7** | **1742** | **2901** | **4643** | **6804** | **68.24 %** |

## President Village Of Fowlerville - Vote for not more than 1

| Precinct | **Carol K. Hill** | Cast Votes | Undervotes | Overvotes | Absentee Voting Ballots Cast | Election Day Voting Ballots Cast | Total Ballots Cast | Registered Voters | Turnout Percentage |
|---|---|---|---|---|---|---|---|---|---|
| Handy Township, Precinct 2 | 747 | 747 | 325 | 1 | 231 | 842 | 1073 | 2065 | 51.96 % |
| **Totals** | **747** | **747** | **325** | **1** | **231** | **842** | **1073** | **2065** | **51.96 %** |

## President Village Of Pinckney - Vote for not more than 1

| Precinct | Linda E. Lavey | Cast Votes | Undervotes | Overvotes | Absentee Voting Ballots Cast | Election Day Voting Ballots Cast | Total Ballots Cast | Registered Voters | Turnout Percentage |
|---|---|---|---|---|---|---|---|---|---|
| Putnam Township, Precinct 3 | 785 | 785 | 286 | 0 | 256 | 815 | 1071 | 1628 | 65.79 % |
| **Totals** | **785** | **785** | **286** | **0** | **256** | **815** | **1071** | **1628** | **65.79 %** |

## Trustee Village Of Fowlerville - Vote for not more than 3

| Precinct | Ken Bielous | Mary Ellen Helfmann | Jim Mayhew | Jane Mills | Jerry Peach | Enrique D. Salfate | Cast Votes | Undervotes | Overvotes | Absentee Voting Ballots Cast | Election Day Voting Ballots Cast | Total Ballots Cast | Registered Voters | Turnout Percentage |
|---|---|---|---|---|---|---|---|---|---|---|---|---|---|---|
| Handy Township, Precinct 2 | 311 | 461 | 488 | 409 | 191 | 152 | 2012 | 1201 | 2 | 231 | 842 | 1073 | 2065 | 51.96 % |
| **Totals** | **311** | **461** | **488** | **409** | **191** | **152** | **2012** | **1201** | **2** | **231** | **842** | **1073** | **2065** | **51.96 %** |

## Trustee Village Of Pinckney - Vote for not more than 3

| Precinct | Rebecca Foster | Ted Kinczkowski, Jr | Shawn P. Tibus | Cast Votes | Undervotes | Overvotes | Absentee Voting Ballots Cast | Election Day Voting Ballots Cast | Total Ballots Cast | Registered Voters | Turnout Percentage |
|---|---|---|---|---|---|---|---|---|---|---|---|
| Putnam Township, Precinct 3 | 679 | 547 | 523 | 1749 | 1464 | 0 | 256 | 815 | 1071 | 1628 | 65.79 % |
| **Totals** | **679** | **547** | **523** | **1749** | **1464** | **0** | **256** | **815** | **1071** | **1628** | **65.79 %** |

## Trustee Village Of Pinckney Partial Term Ending 11/20/2020 - Vote for not more than 2

| Precinct | **Robert Gerard Vedder** | Cast Votes | Undervotes | Overvotes | Absentee Voting Ballots Cast | Election Day Voting Ballots Cast | Total Ballots Cast | Registered Voters | Turnout Percentage |
|---|---|---|---|---|---|---|---|---|---|
| Putnam Township, Precinct 3 | 695 | 695 | 1447 | 0 | 256 | 815 | 1071 | 1628 | 65.79 % |
| **Totals** | **695** | **695** | **1447** | **0** | **256** | **815** | **1071** | **1628** | **65.79 %** |

## Local School District Board Member Brighton Area Schools - Vote for not more than 3

| Precinct | Sean Hickman | Angela Krebs | Laura Mitchell | Kenneth Stahl | Andy Storm | Kara Totaro | Cast Votes | Undervotes | Overvotes | Absentee Voting Ballots Cast | Election Day Voting Ballots Cast | Total Ballots Cast | Registered Voters | Turnout Percentage |
|---|---|---|---|---|---|---|---|---|---|---|---|---|---|---|
| City of Brighton, Precinct 1 | 268 | 360 | 367 | 333 | 205 | 290 | 1823 | 1483 | 0 | 392 | 710 | 1102 | 1785 | 61.74 % |
| City of Brighton, Precinct 2 | 160 | 316 | 317 | 278 | 172 | 190 | 1433 | 1168 | 1 | 316 | 552 | 868 | 1425 | 60.91 % |
| City of Brighton, Precinct 3 | 265 | 400 | 440 | 440 | 268 | 260 | 2073 | 1491 | 1 | 409 | 780 | 1189 | 1603 | 74.17 % |
| City of Brighton, Precinct 4 | 206 | 301 | 301 | 344 | 224 | 207 | 1583 | 1273 | 0 | 491 | 461 | 952 | 1184 | 80.41 % |
| Brighton Charter Township, Precinct 1 | 299 | 379 | 377 | 407 | 371 | 312 | 2145 | 1797 | 3 | 527 | 790 | 1317 | 1763 | 74.70 % |
| Brighton Charter Township, Precinct 3 | 273 | 385 | 364 | 417 | 287 | 315 | 2041 | 1634 | 0 | 492 | 733 | 1225 | 1598 | 76.66 % |
| Brighton Charter Township, Precinct 4 | 247 | 319 | 314 | 332 | 282 | 233 | 1727 | 1258 | 0 | 352 | 643 | 995 | 1465 | 67.92 % |
| Brighton Charter Township, Precinct 5 | 130 | 221 | 213 | 207 | 147 | 158 | 1076 | 868 | 0 | 164 | 484 | 648 | 1010 | 64.16 % |
| Brighton Charter Township, Precinct 8 | 160 | 253 | 297 | 335 | 225 | 162 | 1432 | 1199 | 1 | 338 | 540 | 878 | 1208 | 72.68 % |
| Brighton Charter Township, Precinct 9 | 360 | 548 | 566 | 706 | 551 | 584 | 3315 | 2103 | 5 | 701 | 1110 | 1811 | 2526 | 71.69 % |
| Genoa Charter Township, Precinct 4 | 218 | 316 | 324 | 357 | 278 | 274 | 1767 | 1275 | 0 | 371 | 643 | 1014 | 1402 | 72.33 % |
| Genoa Charter Township, Precinct 6 | 417 | 495 | 571 | 553 | 432 | 412 | 2880 | 2289 | 2 | 890 | 835 | 1725 | 2335 | 73.88 % |
| Genoa Charter Township, Precinct 7 | 170 | 237 | 192 | 248 | 133 | 155 | 1135 | 851 | 0 | 261 | 401 | 662 | 914 | 72.43 % |
| Genoa Charter Township, Precinct 8 | 259 | 351 | 361 | 408 | 290 | 221 | 1890 | 1221 | 0 | 476 | 561 | 1037 | 1360 | 76.25 % |
| Green Oak Charter Township, Precinct 2 | 227 | 383 | 393 | 361 | 220 | 258 | 1842 | 1287 | 1 | 268 | 776 | 1044 | 1591 | 65.62 % |
| Green Oak Charter Township, Precinct 3 - BAS | 59 | 88 | 96 | 78 | 72 | 69 | 462 | 360 | 1 | 75 | 200 | 275 | 389 | 70.69 % |

## Local School District Board Member Brighton Area Schools - Vote for not more than 3

| Precinct | Sean Hickman | Angela Krebs | Laura Mitchell | Kenneth Stahl | Andy Storm | Kara Totaro | Cast Votes | Undervotes | Overvotes | Absentee Voting Ballots Cast | Election Day Voting Ballots Cast | Total Ballots Cast | Registered Voters | Turnout Percentage |
|---|---|---|---|---|---|---|---|---|---|---|---|---|---|---|
| Green Oak Charter Township, Precinct 4 - BAS | 47 | 69 | 67 | 69 | 53 | 40 | 345 | 249 | 0 | 80 | 118 | 198 | 293 | 67.58 % |
| Green Oak Charter Township, Precinct 5 - BAS | 296 | 402 | 359 | 357 | 260 | 299 | 1973 | 1660 | 2 | 471 | 742 | 1213 | 1753 | 69.20 % |
| Green Oak Charter Township, Precinct 7 | 198 | 205 | 239 | 179 | 231 | 173 | 1225 | 839 | 1 | 245 | 444 | 689 | 1088 | 63.33 % |
| Green Oak Charter Township, Precinct 8 - BAS | 242 | 378 | 310 | 360 | 274 | 217 | 1781 | 1126 | 0 | 289 | 680 | 969 | 1378 | 70.32 % |
| Green Oak Charter Township, Precinct 9 - BAS | 57 | 83 | 107 | 65 | 91 | 70 | 473 | 484 | 0 | 112 | 207 | 319 | 435 | 73.33 % |
| Hamburg Township, Precinct 1 | 443 | 669 | 631 | 760 | 481 | 476 | 3460 | 2462 | 2 | 680 | 1296 | 1976 | 2803 | 70.50 % |
| **Totals** | **5001** | **7158** | **7206** | **7594** | **5547** | **5375** | **37881** | **28377** | **20** | **8400** | **13706** | **22106** | **31308** | **70.61 %** |

## Local School District Board Member Byron Area Schools - Vote for not more than 4

| Precinct | James M. Anibal | Amy Lawrence | Eric Sneed | Jeff Vandemark | Cast Votes | Undervotes | Overvotes | Absentee Voting Ballots Cast | Election Day Voting Ballots Cast | Total Ballots Cast | Registered Voters | Turnout Percentage |
|---|---|---|---|---|---|---|---|---|---|---|---|---|
| Cohoctah Township, Precinct 1 - BYR | 155 | 166 | 145 | 160 | 626 | 694 | 0 | 0 | 330 | 330 | 524 | 62.98 % |
| Conway Township, Precinct 1 - BYR | 23 | 27 | 19 | 20 | 89 | 99 | 0 | 0 | 47 | 47 | 78 | 60.26 % |
| Deerfield Township, Precinct 2 - BYR | 5 | 5 | 7 | 5 | 22 | 34 | 0 | 5 | 9 | 14 | 30 | 46.67 % |
| **Totals** | **183** | **198** | **171** | **185** | **737** | **827** | **0** | **5** | **386** | **391** | **632** | **61.87 %** |

## Local School District Board Member Dexter Community Schools - Vote for not more than 2

| Precinct | Mara Greatorex | Dick Lundy | Robert Mitzel | Cast Votes | Undervotes | Overvotes | Absentee Voting Ballots Cast | Election Day Voting Ballots Cast | Total Ballots Cast | Registered Voters | Turnout Percentage |
|---|---|---|---|---|---|---|---|---|---|---|---|
| Hamburg Township, Precinct 4 - DEX | 302 | 251 | 265 | 818 | 614 | 0 | 241 | 475 | 716 | 939 | 76.25 % |
| **Totals** | **302** | **251** | **265** | **818** | **614** | **0** | **241** | **475** | **716** | **939** | **76.25 %** |

## Local School District Board Member Fenton Area Public Schools - Vote for not more than 2

| Precinct | **Pamela Dickie** | **Dana Jones** | Cast Votes | Undervotes | Overvotes | Absentee Voting Ballots Cast | Election Day Voting Ballots Cast | Total Ballots Cast | Registered Voters | Turnout Percentage |
|---|---|---|---|---|---|---|---|---|---|---|
| Tyrone Township, Precinct 2 | 875 | 935 | 1810 | 1438 | 1 | 596 | 1029 | 1625 | 2314 | 70.22 % |
| Tyrone Township, Precinct 3 | 776 | 788 | 1564 | 1376 | 0 | 506 | 964 | 1470 | 2192 | 67.06 % |
| **Totals** | **1651** | **1723** | **3374** | **2814** | **1** | **1102** | **1993** | **3095** | **4506** | **68.69 %** |

## Local School District Board Member Fowlerville Community Schools - Vote for not more than 3

| Precinct | John Belcher | Ron Drinkert | Steve Frederick | Trisha Reed | Cast Votes | Undervotes | Overvotes | Absentee Voting Ballots Cast | Election Day Voting Ballots Cast | Total Ballots Cast | Registered Voters | Turnout Percentage |
|---|---|---|---|---|---|---|---|---|---|---|---|---|
| Cohoctah Township, Precinct 1 - FWL | 214 | 165 | 184 | 250 | 813 | 744 | 0 | 0 | 519 | 519 | 822 | 63.14 % |
| Conway Township, Precinct 1 - FWL | 595 | 528 | 597 | 727 | 2447 | 2089 | 1 | 0 | 1513 | 1513 | 2368 | 63.89 % |
| Handy Township, Precinct 1 - FWL | 312 | 347 | 386 | 472 | 1517 | 1309 | 0 | 197 | 745 | 942 | 1575 | 59.81 % |
| Handy Township, Precinct 2 | 420 | 355 | 376 | 546 | 1697 | 1519 | 1 | 231 | 842 | 1073 | 2065 | 51.96 % |
| Handy Township, Precinct 3 - FWL | 600 | 451 | 513 | 663 | 2227 | 1865 | 1 | 267 | 1098 | 1365 | 2351 | 58.06 % |
| Howell Township, Precinct 1 - FWL | 59 | 47 | 60 | 80 | 246 | 213 | 0 | 44 | 109 | 153 | 261 | 58.62 % |
| Howell Township, Precinct 3 - FWL | 1 | 0 | 2 | 2 | 5 | 7 | 0 | 0 | 4 | 4 | 4 | 100.00 % |
| Iosco Township, Precinct 1 - FWL | 275 | 192 | 235 | 310 | 1012 | 1049 | 2 | 0 | 689 | 689 | 1139 | 60.49 % |
| Iosco Township, Precinct 2 - FWL | 285 | 221 | 259 | 284 | 1049 | 925 | 0 | 0 | 658 | 658 | 1055 | 62.37 % |
| Unadilla Township, Precinct 1 - FWL | 37 | 33 | 37 | 47 | 154 | 224 | 0 | 0 | 126 | 126 | 170 | 74.12 % |
| **Totals** | **2798** | **2339** | **2649** | **3381** | **11167** | **9944** | **5** | **739** | **6303** | **7042** | **11810** | **59.63 %** |

## Local School District Board Member Fowlerville Community Schools Partial Term Ending 12/31/2020 - Vote for not more than 1

| Precinct | **Mary Vielbig** | Cast Votes | Undervotes | Overvotes | Absentee Voting Ballots Cast | Election Day Voting Ballots Cast | Total Ballots Cast | Registered Voters | Turnout Percentage |
|---|---|---|---|---|---|---|---|---|---|
| Cohoctah Township, Precinct 1 - FWL | 321 | 321 | 198 | 0 | 0 | 519 | 519 | 822 | 63.14 % |
| Conway Township, Precinct 1 - FWL | 938 | 938 | 574 | 1 | 0 | 1513 | 1513 | 2368 | 63.89 % |
| Handy Township, Precinct 1 - FWL | 613 | 613 | 329 | 0 | 197 | 745 | 942 | 1575 | 59.81 % |
| Handy Township, Precinct 2 | 697 | 697 | 376 | 0 | 231 | 842 | 1073 | 2065 | 51.96 % |
| Handy Township, Precinct 3 - FWL | 852 | 852 | 513 | 0 | 267 | 1098 | 1365 | 2351 | 58.06 % |
| Howell Township, Precinct 1 - FWL | 102 | 102 | 51 | 0 | 44 | 109 | 153 | 261 | 58.62 % |
| Howell Township, Precinct 3 - FWL | 2 | 2 | 2 | 0 | 0 | 4 | 4 | 4 | 100.00 % |
| Iosco Township, Precinct 1 - FWL | 418 | 418 | 270 | 1 | 0 | 689 | 689 | 1139 | 60.49 % |
| Iosco Township, Precinct 2 - FWL | 409 | 409 | 249 | 0 | 0 | 658 | 658 | 1055 | 62.37 % |
| Unadilla Township, Precinct 1 - FWL | 58 | 58 | 68 | 0 | 0 | 126 | 126 | 170 | 74.12 % |
| **Totals** | **4410** | **4410** | **2630** | **2** | **739** | **6303** | **7042** | **11810** | **59.63 %** |

## Local School District Board Member Hartland Consolidated Schools - Vote for not more than 2

| Precinct | Charlie Aberasturi | Christopher Costa | Cast Votes | Undervotes | Overvotes | Absentee Voting Ballots Cast | Election Day Voting Ballots Cast | Total Ballots Cast | Registered Voters | Turnout Percentage |
|---|---|---|---|---|---|---|---|---|---|---|
| Brighton Charter Township, Precinct 6 | 803 | 810 | 1613 | 1509 | 1 | 487 | 1075 | 1562 | 2181 | 71.62 % |
| Brighton Charter Township, Precinct 7 | 706 | 707 | 1413 | 1215 | 0 | 477 | 837 | 1314 | 1840 | 71.41 % |
| Deerfield Township, Precinct 1 - HAR | 293 | 292 | 585 | 547 | 0 | 199 | 367 | 566 | 837 | 67.62 % |
| Deerfield Township, Precinct 2 - HAR | 287 | 281 | 568 | 456 | 0 | 120 | 392 | 512 | 767 | 66.75 % |
| Genoa Charter Township, Precinct 11 | 235 | 236 | 471 | 431 | 0 | 120 | 331 | 451 | 708 | 63.70 % |
| Hartland Township, Precinct 1 | 869 | 903 | 1772 | 1464 | 0 | 611 | 1007 | 1618 | 2259 | 71.62 % |
| Hartland Township, Precinct 2 | 923 | 932 | 1855 | 1317 | 0 | 377 | 1209 | 1586 | 2507 | 63.26 % |
| Hartland Township, Precinct 3 | 940 | 949 | 1889 | 1527 | 0 | 626 | 1082 | 1708 | 2737 | 62.40 % |
| Hartland Township, Precinct 4 | 825 | 837 | 1662 | 1242 | 0 | 425 | 1027 | 1452 | 2203 | 65.91 % |
| Hartland Township, Precinct 5 | 646 | 659 | 1305 | 1029 | 0 | 393 | 774 | 1167 | 1724 | 67.69 % |
| Oceola Township, Precinct 4 | 684 | 703 | 1387 | 1139 | 0 | 384 | 879 | 1263 | 1788 | 70.64 % |
| Tyrone Township, Precinct 4 | 729 | 752 | 1481 | 1061 | 0 | 400 | 871 | 1271 | 2034 | 62.49 % |
| **Totals** | **7940** | **8061** | **16001** | **12937** | **1** | **4619** | **9851** | **14470** | **21585** | **67.04 %** |

## Local School District Board Member Hartland Consolidated Schools Partial Term Ending 12/31/2020 - Vote for not more than 1

| Precinct | **Kristin Coleman** | Cast Votes | Undervotes | Overvotes | Absentee Voting Ballots Cast | Election Day Voting Ballots Cast | Total Ballots Cast | Registered Voters | Turnout Percentage |
|---|---|---|---|---|---|---|---|---|---|
| Brighton Charter Township, Precinct 6 | 882 | 882 | 679 | 1 | 487 | 1075 | 1562 | 2181 | 71.62 % |
| Brighton Charter Township, Precinct 7 | 794 | 794 | 520 | 0 | 477 | 837 | 1314 | 1840 | 71.41 % |
| Deerfield Township, Precinct 1 - HAR | 327 | 327 | 239 | 0 | 199 | 367 | 566 | 837 | 67.62 % |
| Deerfield Township, Precinct 2 - HAR | 317 | 317 | 195 | 0 | 120 | 392 | 512 | 767 | 66.75 % |
| Genoa Charter Township, Precinct 11 | 255 | 255 | 196 | 0 | 120 | 331 | 451 | 708 | 63.70 % |
| Hartland Township, Precinct 1 | 950 | 950 | 668 | 0 | 611 | 1007 | 1618 | 2259 | 71.62 % |
| Hartland Township, Precinct 2 | 1001 | 1001 | 585 | 0 | 377 | 1209 | 1586 | 2507 | 63.26 % |
| Hartland Township, Precinct 3 | 1042 | 1042 | 666 | 0 | 626 | 1082 | 1708 | 2737 | 62.40 % |
| Hartland Township, Precinct 4 | 913 | 913 | 539 | 0 | 425 | 1027 | 1452 | 2203 | 65.91 % |
| Hartland Township, Precinct 5 | 696 | 696 | 471 | 0 | 393 | 774 | 1167 | 1724 | 67.69 % |
| Oceola Township, Precinct 4 | 777 | 777 | 486 | 0 | 384 | 879 | 1263 | 1788 | 70.64 % |
| Tyrone Township, Precinct 4 | 820 | 820 | 451 | 0 | 400 | 871 | 1271 | 2034 | 62.49 % |
| **Totals** | **8774** | **8774** | **5695** | **1** | **4619** | **9851** | **14470** | **21585** | **67.04 %** |

## Local School District Board Member Howell Public Schools - Vote for not more than 3

| Precinct | Leslie Bohnett | Christy Conn | Brent Earl | Gregg Gilligan | Grace Trudell | Cast Votes | Undervotes | Overvotes | Absentee Voting Ballots Cast | Election Day Voting Ballots Cast | Total Ballots Cast | Registered Voters | Turnout Percentage |
|---|---|---|---|---|---|---|---|---|---|---|---|---|---|
| City of Howell, Precinct 1 | 514 | 541 | 536 | 303 | 465 | 2359 | 1877 | 0 | 416 | 996 | 1412 | 2355 | 59.96 % |
| City of Howell, Precinct 2 | 373 | 419 | 352 | 250 | 357 | 1751 | 1486 | 0 | 224 | 855 | 1079 | 2136 | 50.51 % |
| City of Howell, Precinct 3 | 427 | 546 | 575 | 328 | 548 | 2424 | 2229 | 1 | 431 | 1121 | 1552 | 2491 | 62.30 % |
| Brighton Charter Township, Precinct 2 | 262 | 249 | 228 | 242 | 284 | 1265 | 1600 | 1 | 340 | 616 | 956 | 1527 | 62.61 % |
| Cohoctah Township, Precinct 1 - HOW | 209 | 260 | 337 | 190 | 279 | 1275 | 1128 | 0 | 0 | 801 | 801 | 1233 | 64.96 % |
| Deerfield Township, Precinct 2 - HOW | 162 | 148 | 216 | 139 | 166 | 831 | 783 | 0 | 185 | 353 | 538 | 842 | 63.90 % |
| Genoa Charter Township, Precinct 1 | 406 | 514 | 380 | 342 | 424 | 2066 | 1600 | 0 | 366 | 856 | 1222 | 1933 | 63.22 % |
| Genoa Charter Township, Precinct 2 | 145 | 148 | 170 | 137 | 221 | 821 | 718 | 0 | 125 | 388 | 513 | 930 | 55.16 % |
| Genoa Charter Township, Precinct 3 | 389 | 356 | 281 | 340 | 381 | 1747 | 1691 | 2 | 443 | 705 | 1148 | 1875 | 61.23 % |
| Genoa Charter Township, Precinct 5 | 201 | 187 | 216 | 169 | 230 | 1003 | 1076 | 0 | 214 | 479 | 693 | 980 | 70.71 % |
| Genoa Charter Township, Precinct 9 | 312 | 329 | 319 | 250 | 329 | 1539 | 1446 | 0 | 403 | 592 | 995 | 1530 | 65.03 % |
| Genoa Charter Township, Precinct 10 | 313 | 386 | 336 | 313 | 321 | 1669 | 1520 | 3 | 420 | 646 | 1066 | 1558 | 68.42 % |
| Genoa Charter Township, Precinct 13 | 141 | 144 | 142 | 116 | 170 | 713 | 676 | 0 | 188 | 275 | 463 | 761 | 60.84 % |
| Handy Township, Precinct 1 - HOW | 1 | 1 | 3 | 0 | 1 | 6 | 15 | 0 | 1 | 6 | 7 | 10 | 70.00 % |
| Howell Township, Precinct 1 - HOW | 305 | 373 | 366 | 270 | 372 | 1686 | 1521 | 1 | 356 | 714 | 1070 | 1646 | 65.01 % |
| Howell Township, Precinct 2 | 449 | 426 | 563 | 280 | 445 | 2163 | 1854 | 1 | 378 | 962 | 1340 | 1992 | 67.27 % |

## Local School District Board Member Howell Public Schools - Vote for not more than 3

| Precinct | Leslie Bohnett | Christy Conn | Brent Earl | Gregg Gilligan | Grace Trudell | Cast Votes | Undervotes | Overvotes | Absentee Voting Ballots Cast | Election Day Voting Ballots Cast | Total Ballots Cast | Registered Voters | Turnout Percentage |
|---|---|---|---|---|---|---|---|---|---|---|---|---|---|
| Howell Township, Precinct 3 - HOW | 308 | 389 | 363 | 262 | 332 | 1654 | 1382 | 0 | 297 | 715 | 1012 | 1718 | 58.91 % |
| Iosco Township, Precinct 2 - HOW | 101 | 114 | 124 | 94 | 114 | 547 | 527 | 0 | 0 | 358 | 358 | 547 | 65.45 % |
| Marion Township, Precinct 1 | 482 | 438 | 478 | 398 | 465 | 2261 | 2272 | 2 | 507 | 1006 | 1513 | 2199 | 68.80 % |
| Marion Township, Precinct 2 | 523 | 614 | 527 | 472 | 658 | 2794 | 2249 | 3 | 594 | 1090 | 1684 | 2393 | 70.37 % |
| Marion Township, Precinct 3 | 408 | 392 | 384 | 267 | 391 | 1842 | 1485 | 0 | 446 | 663 | 1109 | 1546 | 71.73 % |
| Marion Township, Precinct 4 - HOW | 445 | 487 | 530 | 446 | 453 | 2361 | 2235 | 2 | 557 | 977 | 1534 | 2168 | 70.76 % |
| Oceola Township, Precinct 1 | 452 | 504 | 589 | 377 | 542 | 2464 | 2057 | 1 | 534 | 974 | 1508 | 2289 | 65.88 % |
| Oceola Township, Precinct 2 | 539 | 631 | 560 | 479 | 580 | 2789 | 2176 | 1 | 532 | 1124 | 1656 | 2499 | 66.27 % |
| Oceola Township, Precinct 3 | 541 | 620 | 642 | 449 | 652 | 2904 | 2499 | 2 | 550 | 1253 | 1803 | 2758 | 65.37 % |
| Oceola Township, Precinct 5 | 310 | 349 | 287 | 206 | 284 | 1436 | 1213 | 0 | 422 | 461 | 883 | 1189 | 74.26 % |
| Putnam Township, Precinct 2 - HOW | 29 | 40 | 39 | 33 | 38 | 179 | 217 | 0 | 53 | 79 | 132 | 209 | 63.16 % |
| **Totals** | **8747** | **9605** | **9543** | **7152** | **9502** | **44549** | **39532** | **20** | **8982** | **19065** | **28047** | **43314** | **64.75 %** |

## Local School District Board Member Linden Community Schools - Vote for not more than 2

| Precinct | Scott E. Maker | Michelle M. Shayna | Cast Votes | Undervotes | Overvotes | Absentee Voting Ballots Cast | Election Day Voting Ballots Cast | Total Ballots Cast | Registered Voters | Turnout Percentage |
|---|---|---|---|---|---|---|---|---|---|---|
| Deerfield Township, Precinct 1 - LIN | 243 | 241 | 484 | 450 | 0 | 156 | 311 | 467 | 756 | 61.77 % |
| Deerfield Township, Precinct 2 - LIN | 51 | 43 | 94 | 62 | 0 | 18 | 60 | 78 | 128 | 60.94 % |
| Tyrone Township, Precinct 1 | 710 | 663 | 1373 | 1383 | 0 | 473 | 905 | 1378 | 2350 | 58.64 % |
| **Totals** | **1004** | **947** | **1951** | **1895** | **0** | **647** | **1276** | **1923** | **3234** | **59.46 %** |

## Local School District Board Member Linden Community Schools Partial Term Ending 12/31/2020 - Vote for not more than 1

| Precinct | **Shari A. Luck** | Cast Votes | Undervotes | Overvotes | Absentee Voting Ballots Cast | Election Day Voting Ballots Cast | Total Ballots Cast | Registered Voters | Turnout Percentage |
|---|---|---|---|---|---|---|---|---|---|
| Deerfield Township, Precinct 1 - LIN | 279 | 279 | 188 | 0 | 156 | 311 | 467 | 756 | 61.77 % |
| Deerfield Township, Precinct 2 - LIN | 51 | 51 | 27 | 0 | 18 | 60 | 78 | 128 | 60.94 % |
| Tyrone Township, Precinct 1 | 765 | 765 | 612 | 1 | 473 | 905 | 1378 | 2350 | 58.64 % |
| **Totals** | **1095** | **1095** | **827** | **1** | **647** | **1276** | **1923** | **3234** | **59.46 %** |

## Local School District Board Member Morrice Area Schools - Vote for not more than 5

| Precinct | Kristopher Hammond | Kelsi Iler | Roy F. Munro | Barbara Wyzga | Cast Votes | Undervotes | Overvotes | Absentee Voting Ballots Cast | Election Day Voting Ballots Cast | Total Ballots Cast | Registered Voters | Turnout Percentage |
|---|---|---|---|---|---|---|---|---|---|---|---|---|
| Conway Township, Precinct 1 - MOR | 19 | 22 | 18 | 17 | 76 | 104 | 0 | 0 | 36 | 36 | 52 | 69.23 % |
| **Totals** | **19** | **22** | **18** | **17** | **76** | **104** | **0** | **0** | **36** | **36** | **52** | **69.23 %** |

## Board Member Pinckney Community Schools - Vote for not more than 2

| Precinct | Terri Bankes | Bethany A. Mohr | Amanda Mortensen | Melissa Mueller | Cast Votes | Undervotes | Overvotes | Absentee Voting Ballots Cast | Election Day Voting Ballots Cast | Total Ballots Cast | Registered Voters | Turnout Percentage |
|---|---|---|---|---|---|---|---|---|---|---|---|---|
| Genoa Charter Township, Precinct 12 | 28 | 26 | 25 | 35 | 114 | 128 | 0 | 29 | 92 | 121 | 157 | 77.07 % |
| Hamburg Township, Precinct 2 | 345 | 455 | 471 | 450 | 1721 | 1281 | 0 | 422 | 1079 | 1501 | 2095 | 71.65 % |
| Hamburg Township, Precinct 3 | 377 | 430 | 567 | 515 | 1889 | 1535 | 1 | 605 | 1108 | 1713 | 2421 | 70.76 % |
| Hamburg Township, Precinct 4 - PCS | 157 | 200 | 280 | 277 | 914 | 902 | 0 | 356 | 552 | 908 | 1266 | 71.72 % |
| Hamburg Township, Precinct 5 | 318 | 346 | 408 | 409 | 1481 | 1151 | 0 | 406 | 910 | 1316 | 1978 | 66.53 % |
| Hamburg Township, Precinct 6 | 445 | 532 | 633 | 591 | 2201 | 1563 | 2 | 745 | 1139 | 1884 | 2666 | 70.67 % |
| Hamburg Township, Precinct 7 | 222 | 295 | 345 | 400 | 1262 | 1028 | 0 | 383 | 762 | 1145 | 1532 | 74.74 % |
| Hamburg Township, Precinct 8 | 203 | 251 | 296 | 305 | 1055 | 817 | 0 | 230 | 706 | 936 | 1348 | 69.44 % |
| Marion Township, Precinct 4 - PCS | 10 | 8 | 12 | 20 | 50 | 30 | 0 | 23 | 17 | 40 | 63 | 63.49 % |
| Putnam Township, Precinct 1 | 196 | 266 | 349 | 299 | 1110 | 794 | 0 | 289 | 663 | 952 | 1376 | 69.19 % |
| Putnam Township, Precinct 2 - PCS | 255 | 280 | 415 | 397 | 1347 | 1055 | 2 | 424 | 779 | 1203 | 1777 | 67.70 % |
| Putnam Township, Precinct 3 | 219 | 290 | 398 | 431 | 1338 | 800 | 2 | 256 | 815 | 1071 | 1628 | 65.79 % |
| Putnam Township, Precinct 4 | 229 | 247 | 259 | 337 | 1072 | 774 | 0 | 344 | 579 | 923 | 1261 | 73.20 % |
| Unadilla Township, Precinct 1 - PCS | 38 | 49 | 56 | 55 | 198 | 116 | 0 | 0 | 157 | 157 | 262 | 59.92 % |
| **Totals** | **3042** | **3675** | **4514** | **4521** | **15752** | **11974** | **7** | **4512** | **9358** | **13870** | **19830** | **69.94 %** |

## Board Member Pinckney Community Schools Partial Term Ending 12/31/2020 - Vote for not more than 2

| Precinct | **Matthew Maciag** | Cast Votes | Undervotes | Overvotes | Absentee Voting Ballots Cast | Election Day Voting Ballots Cast | Total Ballots Cast | Registered Voters | Turnout Percentage |
|---|---|---|---|---|---|---|---|---|---|
| Genoa Charter Township, Precinct 12 | 59 | 59 | 183 | 0 | 29 | 92 | 121 | 157 | 77.07 % |
| Hamburg Township, Precinct 2 | 837 | 837 | 2165 | 0 | 422 | 1079 | 1501 | 2095 | 71.65 % |
| Hamburg Township, Precinct 3 | 891 | 891 | 2535 | 0 | 605 | 1108 | 1713 | 2421 | 70.76 % |
| Hamburg Township, Precinct 4 - PCS | 460 | 460 | 1356 | 0 | 356 | 552 | 908 | 1266 | 71.72 % |
| Hamburg Township, Precinct 5 | 743 | 743 | 1889 | 0 | 406 | 910 | 1316 | 1978 | 66.53 % |
| Hamburg Township, Precinct 6 | 1086 | 1086 | 2682 | 0 | 745 | 1139 | 1884 | 2666 | 70.67 % |
| Hamburg Township, Precinct 7 | 609 | 609 | 1681 | 0 | 383 | 762 | 1145 | 1532 | 74.74 % |
| Hamburg Township, Precinct 8 | 514 | 514 | 1358 | 0 | 230 | 706 | 936 | 1348 | 69.44 % |
| Marion Township, Precinct 4 - PCS | 24 | 24 | 56 | 0 | 23 | 17 | 40 | 63 | 63.49 % |
| Putnam Township, Precinct 1 | 534 | 534 | 1370 | 0 | 289 | 663 | 952 | 1376 | 69.19 % |
| Putnam Township, Precinct 2 - PCS | 679 | 679 | 1727 | 0 | 424 | 779 | 1203 | 1777 | 67.70 % |
| Putnam Township, Precinct 3 | 679 | 679 | 1463 | 0 | 256 | 815 | 1071 | 1628 | 65.79 % |
| Putnam Township, Precinct 4 | 521 | 521 | 1325 | 0 | 344 | 579 | 923 | 1261 | 73.20 % |
| Unadilla Township, Precinct 1 - PCS | 93 | 93 | 221 | 0 | 0 | 157 | 157 | 262 | 59.92 % |
| **Totals** | **7729** | **7729** | **20011** | **0** | **4512** | **9358** | **13870** | **19830** | **69.94 %** |

## Board Member Pinckney Community Schools Partial Term Ending 12/31/2022 - Vote for not more than 1

| Precinct | **Bill Wearne** | Cast Votes | Undervotes | Overvotes | Absentee Voting Ballots Cast | Election Day Voting Ballots Cast | Total Ballots Cast | Registered Voters | Turnout Percentage |
|---|---|---|---|---|---|---|---|---|---|
| Genoa Charter Township, Precinct 12 | 60 | 60 | 61 | 0 | 29 | 92 | 121 | 157 | 77.07 % |
| Hamburg Township, Precinct 2 | 832 | 832 | 669 | 0 | 422 | 1079 | 1501 | 2095 | 71.65 % |
| Hamburg Township, Precinct 3 | 894 | 894 | 819 | 0 | 605 | 1108 | 1713 | 2421 | 70.76 % |
| Hamburg Township, Precinct 4 - PCS | 471 | 471 | 436 | 1 | 356 | 552 | 908 | 1266 | 71.72 % |
| Hamburg Township, Precinct 5 | 739 | 739 | 576 | 1 | 406 | 910 | 1316 | 1978 | 66.53 % |
| Hamburg Township, Precinct 6 | 1090 | 1090 | 794 | 0 | 745 | 1139 | 1884 | 2666 | 70.67 % |
| Hamburg Township, Precinct 7 | 607 | 607 | 538 | 0 | 383 | 762 | 1145 | 1532 | 74.74 % |
| Hamburg Township, Precinct 8 | 513 | 513 | 423 | 0 | 230 | 706 | 936 | 1348 | 69.44 % |
| Marion Township, Precinct 4 - PCS | 25 | 25 | 15 | 0 | 23 | 17 | 40 | 63 | 63.49 % |
| Putnam Township, Precinct 1 | 543 | 543 | 409 | 0 | 289 | 663 | 952 | 1376 | 69.19 % |
| Putnam Township, Precinct 2 - PCS | 684 | 684 | 518 | 1 | 424 | 779 | 1203 | 1777 | 67.70 % |
| Putnam Township, Precinct 3 | 677 | 677 | 393 | 1 | 256 | 815 | 1071 | 1628 | 65.79 % |
| Putnam Township, Precinct 4 | 525 | 525 | 397 | 1 | 344 | 579 | 923 | 1261 | 73.20 % |
| Unadilla Township, Precinct 1 - PCS | 99 | 99 | 58 | 0 | 0 | 157 | 157 | 262 | 59.92 % |
| **Totals** | **7759** | **7759** | **6106** | **5** | **4512** | **9358** | **13870** | **19830** | **69.94 %** |

## Local School District Board Member South Lyon Community Schools - Vote for not more than 2

| Precinct | Margaret Fallow | Jennifer Urtel | Cast Votes | Undervotes | Overvotes | Absentee Voting Ballots Cast | Election Day Voting Ballots Cast | Total Ballots Cast | Registered Voters | Turnout Percentage |
|---|---|---|---|---|---|---|---|---|---|---|
| Green Oak Charter Township, Precinct 1 | 663 | 653 | 1316 | 1314 | 1 | 450 | 866 | 1316 | 2132 | 61.73 % |
| Green Oak Charter Township, Precinct 3 - SLCS | 119 | 113 | 232 | 220 | 0 | 48 | 178 | 226 | 323 | 69.97 % |
| Green Oak Charter Township, Precinct 4 - SLCS | 614 | 571 | 1185 | 1337 | 0 | 443 | 818 | 1261 | 1776 | 71.00 % |
| Green Oak Charter Township, Precinct 5 - SLCS | 2 | 2 | 4 | 0 | 0 | 2 | 0 | 2 | 2 | 100.00 % |
| Green Oak Charter Township, Precinct 6 | 730 | 697 | 1427 | 1319 | 0 | 606 | 767 | 1373 | 1936 | 70.92 % |
| Green Oak Charter Township, Precinct 9 - SLCS | 204 | 208 | 412 | 518 | 0 | 193 | 272 | 465 | 635 | 73.23 % |
| **Totals** | **2332** | **2244** | **4576** | **4708** | **1** | **1742** | **2901** | **4643** | **6804** | **68.24 %** |

## Local School District Board Member South Lyon Community Schools Partial Term Ending 12/31/2020 - Vote for not more than 1

| Precinct | Tina Hamblin | Carrie Hanshaw | Cast Votes | Undervotes | Overvotes | Absentee Voting Ballots Cast | Election Day Voting Ballots Cast | Total Ballots Cast | Registered Voters | Turnout Percentage |
|---|---|---|---|---|---|---|---|---|---|---|
| Green Oak Charter Township, Precinct 1 | 355 | 424 | 779 | 529 | 8 | 450 | 866 | 1316 | 2132 | 61.73 % |
| Green Oak Charter Township, Precinct 3 - SLCS | 40 | 96 | 136 | 88 | 2 | 48 | 178 | 226 | 323 | 69.97 % |
| Green Oak Charter Township, Precinct 4 - SLCS | 253 | 484 | 737 | 518 | 6 | 443 | 818 | 1261 | 1776 | 71.00 % |
| Green Oak Charter Township, Precinct 5 - SLCS | 1 | 1 | 2 | 0 | 0 | 2 | 0 | 2 | 2 | 100.00 % |
| Green Oak Charter Township, Precinct 6 | 276 | 575 | 851 | 521 | 1 | 606 | 767 | 1373 | 1936 | 70.92 % |
| Green Oak Charter Township, Precinct 9 - SLCS | 89 | 140 | 229 | 234 | 2 | 193 | 272 | 465 | 635 | 73.23 % |
| **Totals** | **1014** | **1720** | **2734** | **1890** | **19** | **1742** | **2901** | **4643** | **6804** | **68.24 %** |

## Local School District Board Member South Lyon Community Schools Partial Term Ending 12/31/2022 - Vote for not more than 1

| Precinct | Craig Dashner | Daniel Schwegler | Cast Votes | Undervotes | Overvotes | Absentee Voting Ballots Cast | Election Day Voting Ballots Cast | Total Ballots Cast | Registered Voters | Turnout Percentage |
|---|---|---|---|---|---|---|---|---|---|---|
| Green Oak Charter Township, Precinct 1 | 444 | 301 | 745 | 570 | 1 | 450 | 866 | 1316 | 2132 | 61.73 % |
| Green Oak Charter Township, Precinct 3 - SLCS | 71 | 72 | 143 | 83 | 0 | 48 | 178 | 226 | 323 | 69.97 % |
| Green Oak Charter Township, Precinct 4 - SLCS | 389 | 287 | 676 | 581 | 4 | 443 | 818 | 1261 | 1776 | 71.00 % |
| Green Oak Charter Township, Precinct 5 - SLCS | 2 | 0 | 2 | 0 | 0 | 2 | 0 | 2 | 2 | 100.00 % |
| Green Oak Charter Township, Precinct 6 | 435 | 337 | 772 | 599 | 2 | 606 | 767 | 1373 | 1936 | 70.92 % |
| Green Oak Charter Township, Precinct 9 - SLCS | 118 | 108 | 226 | 237 | 2 | 193 | 272 | 465 | 635 | 73.23 % |
| **Totals** | **1459** | **1105** | **2564** | **2070** | **9** | **1742** | **2901** | **4643** | **6804** | **68.24 %** |

## Local School District Board Member Stockbridge Community Schools - Vote for not more than 2

| Precinct | **Judy Heeney** | **Christopher Kruger** | Cast Votes | Undervotes | Overvotes | Absentee Voting Ballots Cast | Election Day Voting Ballots Cast | Total Ballots Cast | Registered Voters | Turnout Percentage |
|---|---|---|---|---|---|---|---|---|---|---|
| Iosco Township, Precinct 1 - SCS | 35 | 34 | 69 | 59 | 0 | 0 | 64 | 64 | 100 | 64.00 % |
| Unadilla Township, Precinct 1 - SCS | 758 | 686 | 1444 | 1180 | 0 | 0 | 1312 | 1312 | 2107 | 62.27 % |
| **Totals** | **793** | **720** | **1513** | **1239** | **0** | **0** | **1376** | **1376** | **2207** | **62.35 %** |

## Local School District Board Member Webberville Community Schools - Vote for not more than 3

| Precinct | Amanda Barbour | Linda Erwin | Brent M. Schriner | Heather N. Stiffler | Cast Votes | Undervotes | Overvotes | Absentee Voting Ballots Cast | Election Day Voting Ballots Cast | Total Ballots Cast | Registered Voters | Turnout Percentage |
|---|---|---|---|---|---|---|---|---|---|---|---|---|
| Conway Township, Precinct 1 - WEB | 20 | 20 | 14 | 22 | 76 | 29 | 0 | 0 | 35 | 35 | 79 | 44.30 % |
| Handy Township, Precinct 1 - WEB | 4 | 2 | 1 | 4 | 11 | 10 | 0 | 0 | 7 | 7 | 7 | 100.00 % |
| Handy Township, Precinct 3 - WEB | 17 | 13 | 9 | 14 | 53 | 34 | 0 | 12 | 17 | 29 | 34 | 85.29 % |
| **Totals** | **41** | **35** | **24** | **40** | **140** | **73** | **0** | **12** | **59** | **71** | **120** | **59.17 %** |

## Local School District Board Member Whitmore Lake Public Schools - Vote for not more than 2

| Precinct | Kenneth J. Dignan III | Bob Henry | Cast Votes | Undervotes | Overvotes | Absentee Voting Ballots Cast | Election Day Voting Ballots Cast | Total Ballots Cast | Registered Voters | Turnout Percentage |
|---|---|---|---|---|---|---|---|---|---|---|
| Green Oak Charter Township, Precinct 3 - WLPS | 467 | 488 | 955 | 695 | 0 | 308 | 517 | 825 | 1352 | 61.02 % |
| Green Oak Charter Township, Precinct 8 - WLPS | 33 | 43 | 76 | 106 | 0 | 32 | 59 | 91 | 146 | 62.33 % |
| **Totals** | **500** | **531** | **1031** | **801** | **0** | **340** | **576** | **916** | **1498** | **61.15 %** |

## District Library Board Member Brighton District Library - Vote for not more than 3

| Precinct | James Muzzin | Jane K. Petrie | Kathryn Poppy | Cast Votes | Undervotes | Overvotes | Absentee Voting Ballots Cast | Election Day Voting Ballots Cast | Total Ballots Cast | Registered Voters | Turnout Percentage |
|---|---|---|---|---|---|---|---|---|---|---|---|
| City of Brighton, Precinct 1 | 522 | 525 | 546 | 1593 | 1713 | 0 | 392 | 710 | 1102 | 1785 | 61.74 % |
| City of Brighton, Precinct 2 | 367 | 398 | 403 | 1168 | 1436 | 0 | 316 | 552 | 868 | 1425 | 60.91 % |
| City of Brighton, Precinct 3 | 569 | 571 | 585 | 1725 | 1842 | 0 | 409 | 780 | 1189 | 1603 | 74.17 % |
| City of Brighton, Precinct 4 | 444 | 443 | 459 | 1346 | 1510 | 0 | 491 | 461 | 952 | 1184 | 80.41 % |
| Brighton Charter Township, Precinct 1 | 569 | 564 | 572 | 1705 | 2243 | 1 | 527 | 790 | 1317 | 1763 | 74.70 % |
| Brighton Charter Township, Precinct 3 | 546 | 570 | 572 | 1688 | 1987 | 0 | 492 | 733 | 1225 | 1598 | 76.66 % |
| Brighton Charter Township, Precinct 4 | 458 | 462 | 485 | 1405 | 1580 | 0 | 352 | 643 | 995 | 1465 | 67.92 % |
| Brighton Charter Township, Precinct 5 | 268 | 292 | 284 | 844 | 1100 | 0 | 164 | 484 | 648 | 1010 | 64.16 % |
| Brighton Charter Township, Precinct 8 | 376 | 396 | 393 | 1165 | 1469 | 0 | 338 | 540 | 878 | 1208 | 72.68 % |
| Brighton Charter Township, Precinct 9 | 891 | 894 | 917 | 2702 | 2731 | 0 | 701 | 1110 | 1811 | 2526 | 71.69 % |
| Genoa Charter Township, Precinct 4 | 483 | 501 | 500 | 1484 | 1558 | 0 | 371 | 643 | 1014 | 1402 | 72.33 % |
| Genoa Charter Township, Precinct 6 | 812 | 841 | 832 | 2485 | 2690 | 0 | 890 | 835 | 1725 | 2335 | 73.88 % |
| Genoa Charter Township, Precinct 7 | 321 | 313 | 317 | 951 | 1035 | 0 | 261 | 401 | 662 | 914 | 72.43 % |
| Genoa Charter Township, Precinct 8 | 490 | 520 | 523 | 1533 | 1578 | 0 | 476 | 561 | 1037 | 1360 | 76.25 % |
| Genoa Charter Township, Precinct 12 | 52 | 45 | 51 | 148 | 215 | 0 | 29 | 92 | 121 | 157 | 77.07 % |
| Green Oak Charter Township, Precinct 1 | 506 | 513 | 538 | 1557 | 2391 | 0 | 450 | 866 | 1316 | 2132 | 61.73 % |

## District Library Board Member Brighton District Library - Vote for not more than 3

| Precinct | James Muzzin | Jane K. Petrie | Kathryn Poppy | Cast Votes | Undervotes | Overvotes | Absentee Voting Ballots Cast | Election Day Voting Ballots Cast | Total Ballots Cast | Registered Voters | Turnout Percentage |
|---|---|---|---|---|---|---|---|---|---|---|---|
| Green Oak Charter Township, Precinct 2 | 478 | 475 | 507 | 1460 | 1672 | 0 | 268 | 776 | 1044 | 1591 | 65.62 % |
| Green Oak Charter Township, Precinct 3 - BAS | 117 | 122 | 127 | 366 | 459 | 0 | 75 | 200 | 275 | 389 | 70.69 % |
| Green Oak Charter Township, Precinct 3 - SLCS | 87 | 82 | 98 | 267 | 411 | 0 | 48 | 178 | 226 | 323 | 69.97 % |
| Green Oak Charter Township, Precinct 3 - WLPS | 379 | 409 | 424 | 1212 | 1263 | 0 | 308 | 517 | 825 | 1352 | 61.02 % |
| Green Oak Charter Township, Precinct 4 - BAS | 96 | 96 | 98 | 290 | 304 | 0 | 80 | 118 | 198 | 293 | 67.58 % |
| Green Oak Charter Township, Precinct 4 - SLCS | 447 | 460 | 491 | 1398 | 2385 | 0 | 443 | 818 | 1261 | 1776 | 71.00 % |
| Green Oak Charter Township, Precinct 5 - BAS | 525 | 538 | 572 | 1635 | 2001 | 1 | 471 | 742 | 1213 | 1753 | 69.20 % |
| Green Oak Charter Township, Precinct 5 - SLCS | 2 | 2 | 2 | 6 | 0 | 0 | 2 | 0 | 2 | 2 | 100.00 % |
| Green Oak Charter Township, Precinct 6 | 567 | 583 | 608 | 1758 | 2361 | 0 | 606 | 767 | 1373 | 1936 | 70.92 % |
| Green Oak Charter Township, Precinct 7 | 325 | 345 | 350 | 1020 | 1047 | 0 | 245 | 444 | 689 | 1088 | 63.33 % |
| Green Oak Charter Township, Precinct 8 - BAS | 452 | 460 | 474 | 1386 | 1521 | 0 | 289 | 680 | 969 | 1378 | 70.32 % |
| Green Oak Charter Township, Precinct 8 - WLPS | 29 | 30 | 37 | 96 | 177 | 0 | 32 | 59 | 91 | 146 | 62.33 % |
| Green Oak Charter Township, Precinct 9 - BAS | 128 | 120 | 128 | 376 | 581 | 0 | 112 | 207 | 319 | 435 | 73.33 % |
| Green Oak Charter Township, Precinct 9 - SLCS | 147 | 163 | 164 | 474 | 921 | 0 | 193 | 272 | 465 | 635 | 73.23 % |
| **Totals** | **11453** | **11733** | **12057** | **35243** | **42181** | **2** | **9831** | **15979** | **25810** | **36964** | **69.82 %** |

## District Library Board Member Cromaine District Library - Vote for not more than 4

| Precinct | Kate DeRosier | Kathleen M. Oemke | Donald J. Thompson | Nancy Lewis (W) | Cast Votes | Undervotes | Overvotes | Absentee Voting Ballots Cast | Election Day Voting Ballots Cast | Total Ballots Cast | Registered Voters | Turnout Percentage |
|---|---|---|---|---|---|---|---|---|---|---|---|---|
| Brighton Charter Township, Precinct 6 | 770 | 688 | 663 | 0 | 2121 | 4127 | 0 | 487 | 1075 | 1562 | 2181 | 71.62 % |
| Brighton Charter Township, Precinct 7 | 682 | 635 | 602 | 1 | 1920 | 3336 | 0 | 477 | 837 | 1314 | 1840 | 71.41 % |
| Deerfield Township, Precinct 1 - HAR | 281 | 273 | 277 | 0 | 831 | 1433 | 0 | 199 | 367 | 566 | 837 | 67.62 % |
| Deerfield Township, Precinct 2 - HAR | 273 | 257 | 237 | 2 | 769 | 1279 | 0 | 120 | 392 | 512 | 767 | 66.75 % |
| Genoa Charter Township, Precinct 11 | 221 | 213 | 188 | 0 | 622 | 1182 | 0 | 120 | 331 | 451 | 708 | 63.70 % |
| Hartland Township, Precinct 1 | 867 | 797 | 789 | 3 | 2456 | 4016 | 0 | 611 | 1007 | 1618 | 2259 | 71.62 % |
| Hartland Township, Precinct 2 | 892 | 828 | 778 | 3 | 2501 | 3843 | 0 | 377 | 1209 | 1586 | 2507 | 63.26 % |
| Hartland Township, Precinct 3 | 914 | 857 | 818 | 2 | 2591 | 4241 | 0 | 626 | 1082 | 1708 | 2737 | 62.40 % |
| Hartland Township, Precinct 4 | 805 | 747 | 726 | 0 | 2278 | 3526 | 1 | 425 | 1027 | 1452 | 2203 | 65.91 % |
| Hartland Township, Precinct 5 | 622 | 601 | 574 | 2 | 1799 | 2869 | 0 | 393 | 774 | 1167 | 1724 | 67.69 % |
| Oceola Township, Precinct 4 | 670 | 623 | 605 | 0 | 1898 | 3154 | 0 | 384 | 879 | 1263 | 1788 | 70.64 % |
| Tyrone Township, Precinct 4 | 717 | 671 | 628 | 1 | 2017 | 3067 | 0 | 400 | 871 | 1271 | 2034 | 62.49 % |
| **Totals** | **7714** | **7190** | **6885** | **14** | **21803** | **36073** | **1** | **4619** | **9851** | **14470** | **21585** | **67.04 %** |

## District Library Board Member Cromaine District Library Partial Term Ending 12/31/2020 - Vote for not more than 1

| Precinct | Holly Naylor | Cast Votes | Undervotes | Overvotes | Absentee Voting Ballots Cast | Election Day Voting Ballots Cast | Total Ballots Cast | Registered Voters | Turnout Percentage |
|---|---|---|---|---|---|---|---|---|---|
| Brighton Charter Township, Precinct 6 | 865 | 865 | 697 | 0 | 487 | 1075 | 1562 | 2181 | 71.62 % |
| Brighton Charter Township, Precinct 7 | 768 | 768 | 546 | 0 | 477 | 837 | 1314 | 1840 | 71.41 % |
| Deerfield Township, Precinct 1 - HAR | 321 | 321 | 245 | 0 | 199 | 367 | 566 | 837 | 67.62 % |
| Deerfield Township, Precinct 2 - HAR | 302 | 302 | 210 | 0 | 120 | 392 | 512 | 767 | 66.75 % |
| Genoa Charter Township, Precinct 11 | 253 | 253 | 198 | 0 | 120 | 331 | 451 | 708 | 63.70 % |
| Hartland Township, Precinct 1 | 931 | 931 | 687 | 0 | 611 | 1007 | 1618 | 2259 | 71.62 % |
| Hartland Township, Precinct 2 | 978 | 978 | 608 | 0 | 377 | 1209 | 1586 | 2507 | 63.26 % |
| Hartland Township, Precinct 3 | 1020 | 1020 | 687 | 1 | 626 | 1082 | 1708 | 2737 | 62.40 % |
| Hartland Township, Precinct 4 | 902 | 902 | 550 | 0 | 425 | 1027 | 1452 | 2203 | 65.91 % |
| Hartland Township, Precinct 5 | 702 | 702 | 465 | 0 | 393 | 774 | 1167 | 1724 | 67.69 % |
| Oceola Township, Precinct 4 | 745 | 745 | 518 | 0 | 384 | 879 | 1263 | 1788 | 70.64 % |
| Tyrone Township, Precinct 4 | 805 | 805 | 465 | 1 | 400 | 871 | 1271 | 2034 | 62.49 % |
| **Totals** | **8592** | **8592** | **5876** | **2** | **4619** | **9851** | **14470** | **21585** | **67.04 %** |

## District Library Board Member Fowlerville District Library - Vote for not more than 3

| Precinct | David Campbell | Terri Ridenour | Suzanne M. Spalding | Cast Votes | Undervotes | Overvotes | Absentee Voting Ballots Cast | Election Day Voting Ballots Cast | Total Ballots Cast | Registered Voters | Turnout Percentage |
|---|---|---|---|---|---|---|---|---|---|---|---|
| Cohoctah Township, Precinct 1 - FWL | 240 | 231 | 271 | 742 | 815 | 0 | 0 | 519 | 519 | 822 | 63.14 % |
| Conway Township, Precinct 1 - FWL | 744 | 716 | 863 | 2323 | 2216 | 0 | 0 | 1513 | 1513 | 2368 | 63.89 % |
| Handy Township, Precinct 1 - FWL | 465 | 452 | 551 | 1468 | 1358 | 0 | 197 | 745 | 942 | 1575 | 59.81 % |
| Handy Township, Precinct 2 | 502 | 481 | 612 | 1595 | 1624 | 0 | 231 | 842 | 1073 | 2065 | 51.96 % |
| Handy Township, Precinct 3 - FWL | 675 | 661 | 808 | 2144 | 1951 | 0 | 267 | 1098 | 1365 | 2351 | 58.06 % |
| Howell Township, Precinct 1 - FWL | 79 | 78 | 83 | 240 | 216 | 1 | 44 | 109 | 153 | 261 | 58.62 % |
| Howell Township, Precinct 3 - FWL | 1 | 1 | 0 | 2 | 10 | 0 | 0 | 4 | 4 | 4 | 100.00 % |
| Iosco Township, Precinct 1 - FWL | 301 | 298 | 354 | 953 | 1114 | 0 | 0 | 689 | 689 | 1139 | 60.49 % |
| Iosco Township, Precinct 2 - FWL | 320 | 313 | 389 | 1022 | 952 | 0 | 0 | 658 | 658 | 1055 | 62.37 % |
| Unadilla Township, Precinct 1 - FWL | 39 | 42 | 58 | 139 | 239 | 0 | 0 | 126 | 126 | 170 | 74.12 % |
| **Totals** | **3366** | **3273** | **3989** | **10628** | **10495** | **1** | **739** | **6303** | **7042** | **11810** | **59.63 %** |

## District Library Board Member Fowlerville District Library Partial Term Ending 12/31/2020 - Vote for not more than 2

| Precinct | **Diana Woods** | Cast Votes | Undervotes | Overvotes | Absentee Voting Ballots Cast | Election Day Voting Ballots Cast | Total Ballots Cast | Registered Voters | Turnout Percentage |
|---|---|---|---|---|---|---|---|---|---|
| Cohoctah Township, Precinct 1 - FWL | 315 | 315 | 723 | 0 | 0 | 519 | 519 | 822 | 63.14 % |
| Conway Township, Precinct 1 - FWL | 952 | 952 | 2074 | 0 | 0 | 1513 | 1513 | 2368 | 63.89 % |
| Handy Township, Precinct 1 - FWL | 631 | 631 | 1253 | 0 | 197 | 745 | 942 | 1575 | 59.81 % |
| Handy Township, Precinct 2 | 705 | 705 | 1441 | 0 | 231 | 842 | 1073 | 2065 | 51.96 % |
| Handy Township, Precinct 3 - FWL | 884 | 884 | 1844 | 1 | 267 | 1098 | 1365 | 2351 | 58.06 % |
| Howell Township, Precinct 1 - FWL | 97 | 97 | 209 | 0 | 44 | 109 | 153 | 261 | 58.62 % |
| Howell Township, Precinct 3 - FWL | 2 | 2 | 6 | 0 | 0 | 4 | 4 | 4 | 100.00 % |
| Iosco Township, Precinct 1 - FWL | 404 | 404 | 974 | 0 | 0 | 689 | 689 | 1139 | 60.49 % |
| Iosco Township, Precinct 2 - FWL | 430 | 430 | 886 | 0 | 0 | 658 | 658 | 1055 | 62.37 % |
| Unadilla Township, Precinct 1 - FWL | 64 | 64 | 188 | 0 | 0 | 126 | 126 | 170 | 74.12 % |
| **Totals** | **4484** | **4484** | **9598** | **1** | **739** | **6303** | **7042** | **11810** | **59.63 %** |

## Proposal 18-1

| Precinct | Yes | No | Cast Votes | Undervotes | Overvotes | Absentee Voting Ballots Cast | Election Day Voting Ballots Cast | Total Ballots Cast | Registered Voters | Turnout Percentage |
|---|---|---|---|---|---|---|---|---|---|---|
| City of Brighton, Precinct 1 | 649 | 436 | 1085 | 17 | 0 | 392 | 710 | 1102 | 1785 | 61.74 % |
| City of Brighton, Precinct 2 | 529 | 327 | 856 | 12 | 0 | 316 | 552 | 868 | 1425 | 60.91 % |
| City of Brighton, Precinct 3 | 632 | 532 | 1164 | 25 | 0 | 409 | 780 | 1189 | 1603 | 74.17 % |
| City of Brighton, Precinct 4 | 452 | 490 | 942 | 9 | 1 | 491 | 461 | 952 | 1184 | 80.41 % |
| City of Howell, Precinct 1 | 782 | 611 | 1393 | 18 | 1 | 416 | 996 | 1412 | 2355 | 59.96 % |
| City of Howell, Precinct 2 | 716 | 344 | 1060 | 19 | 0 | 224 | 855 | 1079 | 2136 | 50.51 % |
| City of Howell, Precinct 3 | 890 | 639 | 1529 | 23 | 0 | 431 | 1121 | 1552 | 2491 | 62.30 % |
| Brighton Charter Township, Precinct 1 | 641 | 652 | 1293 | 24 | 0 | 527 | 790 | 1317 | 1763 | 74.70 % |
| Brighton Charter Township, Precinct 2 | 546 | 398 | 944 | 12 | 0 | 340 | 616 | 956 | 1527 | 62.61 % |
| Brighton Charter Township, Precinct 3 | 607 | 602 | 1209 | 16 | 0 | 492 | 733 | 1225 | 1598 | 76.66 % |
| Brighton Charter Township, Precinct 4 | 544 | 433 | 977 | 18 | 0 | 352 | 643 | 995 | 1465 | 67.92 % |
| Brighton Charter Township, Precinct 5 | 396 | 246 | 642 | 6 | 0 | 164 | 484 | 648 | 1010 | 64.16 % |
| Brighton Charter Township, Precinct 6 | 752 | 787 | 1539 | 23 | 0 | 487 | 1075 | 1562 | 2181 | 71.62 % |
| Brighton Charter Township, Precinct 7 | 648 | 650 | 1298 | 16 | 0 | 477 | 837 | 1314 | 1840 | 71.41 % |
| Brighton Charter Township, Precinct 8 | 438 | 427 | 865 | 12 | 1 | 338 | 540 | 878 | 1208 | 72.68 % |
| Brighton Charter Township, Precinct 9 | 855 | 939 | 1794 | 16 | 1 | 701 | 1110 | 1811 | 2526 | 71.69 % |
| Cohoctah Township, Precinct 1 - BYR | 183 | 145 | 328 | 2 | 0 | 0 | 330 | 330 | 524 | 62.98 % |

## Proposal 18-1

| Precinct | Yes | No | Cast Votes | Undervotes | Overvotes | Absentee Voting Ballots Cast | Election Day Voting Ballots Cast | Total Ballots Cast | Registered Voters | Turnout Percentage |
|---|---|---|---|---|---|---|---|---|---|---|
| Cohoctah Township, Precinct 1 - FWL | 244 | 268 | 512 | 7 | 0 | 0 | 519 | 519 | 822 | 63.14 % |
| Cohoctah Township, Precinct 1 - HOW | 433 | 357 | 790 | 11 | 0 | 0 | 801 | 801 | 1233 | 64.96 % |
| Conway Township, Precinct 1 - BYR | 25 | 21 | 46 | 1 | 0 | 0 | 47 | 47 | 78 | 60.26 % |
| Conway Township, Precinct 1 - FWL | 828 | 665 | 1493 | 19 | 1 | 0 | 1513 | 1513 | 2368 | 63.89 % |
| Conway Township, Precinct 1 - MOR | 9 | 23 | 32 | 3 | 1 | 0 | 36 | 36 | 52 | 69.23 % |
| Conway Township, Precinct 1 - WEB | 18 | 16 | 34 | 1 | 0 | 0 | 35 | 35 | 79 | 44.30 % |
| Deerfield Township, Precinct 1 - HAR | 284 | 279 | 563 | 3 | 0 | 199 | 367 | 566 | 837 | 67.62 % |
| Deerfield Township, Precinct 1 - LIN | 273 | 186 | 459 | 8 | 0 | 156 | 311 | 467 | 756 | 61.77 % |
| Deerfield Township, Precinct 2 - BYR | 9 | 5 | 14 | 0 | 0 | 5 | 9 | 14 | 30 | 46.67 % |
| Deerfield Township, Precinct 2 - HAR | 237 | 266 | 503 | 9 | 0 | 120 | 392 | 512 | 767 | 66.75 % |
| Deerfield Township, Precinct 2 - HOW | 290 | 241 | 531 | 7 | 0 | 185 | 353 | 538 | 842 | 63.90 % |
| Deerfield Township, Precinct 2 - LIN | 44 | 34 | 78 | 0 | 0 | 18 | 60 | 78 | 128 | 60.94 % |
| Genoa Charter Township, Precinct 1 | 654 | 559 | 1213 | 9 | 0 | 366 | 856 | 1222 | 1933 | 63.22 % |
| Genoa Charter Township, Precinct 2 | 308 | 193 | 501 | 12 | 0 | 125 | 388 | 513 | 930 | 55.16 % |
| Genoa Charter Township, Precinct 3 | 622 | 509 | 1131 | 17 | 0 | 443 | 705 | 1148 | 1875 | 61.23 % |

## Proposal 18-1

| Precinct | Yes | No | Cast Votes | Undervotes | Overvotes | Absentee Voting Ballots Cast | Election Day Voting Ballots Cast | Total Ballots Cast | Registered Voters | Turnout Percentage |
|---|---|---|---|---|---|---|---|---|---|---|
| Genoa Charter Township, Precinct 4 | 553 | 446 | 999 | 14 | 1 | 371 | 643 | 1014 | 1402 | 72.33 % |
| Genoa Charter Township, Precinct 5 | 345 | 345 | 690 | 3 | 0 | 214 | 479 | 693 | 980 | 70.71 % |
| Genoa Charter Township, Precinct 6 | 790 | 913 | 1703 | 22 | 0 | 890 | 835 | 1725 | 2335 | 73.88 % |
| Genoa Charter Township, Precinct 7 | 286 | 361 | 647 | 15 | 0 | 261 | 401 | 662 | 914 | 72.43 % |
| Genoa Charter Township, Precinct 8 | 423 | 597 | 1020 | 17 | 0 | 476 | 561 | 1037 | 1360 | 76.25 % |
| Genoa Charter Township, Precinct 9 | 548 | 441 | 989 | 6 | 0 | 403 | 592 | 995 | 1530 | 65.03 % |
| Genoa Charter Township, Precinct 10 | 510 | 545 | 1055 | 11 | 0 | 420 | 646 | 1066 | 1558 | 68.42 % |
| Genoa Charter Township, Precinct 11 | 249 | 196 | 445 | 6 | 0 | 120 | 331 | 451 | 708 | 63.70 % |
| Genoa Charter Township, Precinct 12 | 64 | 56 | 120 | 1 | 0 | 29 | 92 | 121 | 157 | 77.07 % |
| Genoa Charter Township, Precinct 13 | 279 | 171 | 450 | 12 | 1 | 188 | 275 | 463 | 761 | 60.84 % |
| Green Oak Charter Township, Precinct 1 | 823 | 474 | 1297 | 18 | 1 | 450 | 866 | 1316 | 2132 | 61.73 % |
| Green Oak Charter Township, Precinct 2 | 591 | 440 | 1031 | 12 | 1 | 268 | 776 | 1044 | 1591 | 65.62 % |
| Green Oak Charter Township, Precinct 3 - BAS | 132 | 140 | 272 | 3 | 0 | 75 | 200 | 275 | 389 | 70.69 % |
| Green Oak Charter Township, Precinct 3 - SLCS | 137 | 88 | 225 | 1 | 0 | 48 | 178 | 226 | 323 | 69.97 % |
| Green Oak Charter Township, Precinct 3 - WLPS | 522 | 291 | 813 | 12 | 0 | 308 | 517 | 825 | 1352 | 61.02 % |

## Proposal 18-1

| Precinct | Yes | No | Cast Votes | Undervotes | Overvotes | Absentee Voting Ballots Cast | Election Day Voting Ballots Cast | Total Ballots Cast | Registered Voters | Turnout Percentage |
|---|---|---|---|---|---|---|---|---|---|---|
| Green Oak Charter Township, Precinct 4 - BAS | 105 | 90 | 195 | 3 | 0 | 80 | 118 | 198 | 293 | 67.58 % |
| Green Oak Charter Township, Precinct 4 - SLCS | 630 | 606 | 1236 | 25 | 0 | 443 | 818 | 1261 | 1776 | 71.00 % |
| Green Oak Charter Township, Precinct 5 - BAS | 654 | 546 | 1200 | 13 | 0 | 471 | 742 | 1213 | 1753 | 69.20 % |
| Green Oak Charter Township, Precinct 5 - SLCS | 1 | 1 | 2 | 0 | 0 | 2 | 0 | 2 | 2 | 100.00 % |
| Green Oak Charter Township, Precinct 6 | 651 | 694 | 1345 | 27 | 1 | 606 | 767 | 1373 | 1936 | 70.92 % |
| Green Oak Charter Township, Precinct 7 | 455 | 227 | 682 | 7 | 0 | 245 | 444 | 689 | 1088 | 63.33 % |
| Green Oak Charter Township, Precinct 8 - BAS | 533 | 419 | 952 | 17 | 0 | 289 | 680 | 969 | 1378 | 70.32 % |
| Green Oak Charter Township, Precinct 8 - WLPS | 60 | 31 | 91 | 0 | 0 | 32 | 59 | 91 | 146 | 62.33 % |
| Green Oak Charter Township, Precinct 9 - BAS | 160 | 158 | 318 | 1 | 0 | 112 | 207 | 319 | 435 | 73.33 % |
| Green Oak Charter Township, Precinct 9 - SLCS | 232 | 215 | 447 | 17 | 1 | 193 | 272 | 465 | 635 | 73.23 % |
| Hamburg Township, Precinct 1 | 1056 | 899 | 1955 | 21 | 0 | 680 | 1296 | 1976 | 2803 | 70.50 % |
| Hamburg Township, Precinct 2 | 882 | 596 | 1478 | 22 | 1 | 422 | 1079 | 1501 | 2095 | 71.65 % |
| Hamburg Township, Precinct 3 | 945 | 739 | 1684 | 29 | 0 | 605 | 1108 | 1713 | 2421 | 70.76 % |
| Hamburg Township, Precinct 4 - DEX | 403 | 304 | 707 | 9 | 0 | 241 | 475 | 716 | 939 | 76.25 % |
| Hamburg Township, Precinct 4 - PCS | 578 | 327 | 905 | 3 | 0 | 356 | 552 | 908 | 1266 | 71.72 % |
| Hamburg Township, Precinct 5 | 796 | 511 | 1307 | 9 | 0 | 406 | 910 | 1316 | 1978 | 66.53 % |

## Proposal 18-1

| Precinct | Yes | No | Cast Votes | Undervotes | Overvotes | Absentee Voting Ballots Cast | Election Day Voting Ballots Cast | Total Ballots Cast | Registered Voters | Turnout Percentage |
|---|---|---|---|---|---|---|---|---|---|---|
| Hamburg Township, Precinct 6 | 1113 | 757 | 1870 | 14 | 0 | 745 | 1139 | 1884 | 2666 | 70.67 % |
| Hamburg Township, Precinct 7 | 633 | 501 | 1134 | 11 | 0 | 383 | 762 | 1145 | 1532 | 74.74 % |
| Hamburg Township, Precinct 8 | 590 | 333 | 923 | 13 | 0 | 230 | 706 | 936 | 1348 | 69.44 % |
| Handy Township, Precinct 1 - FWL | 537 | 391 | 928 | 13 | 1 | 197 | 745 | 942 | 1575 | 59.81 % |
| Handy Township, Precinct 1 - HOW | 2 | 5 | 7 | 0 | 0 | 1 | 6 | 7 | 10 | 70.00 % |
| Handy Township, Precinct 1 - WEB | 3 | 4 | 7 | 0 | 0 | 0 | 7 | 7 | 7 | 100.00 % |
| Handy Township, Precinct 2 | 632 | 430 | 1062 | 11 | 0 | 231 | 842 | 1073 | 2065 | 51.96 % |
| Handy Township, Precinct 3 - FWL | 779 | 565 | 1344 | 20 | 1 | 267 | 1098 | 1365 | 2351 | 58.06 % |
| Handy Township, Precinct 3 - WEB | 19 | 10 | 29 | 0 | 0 | 12 | 17 | 29 | 34 | 85.29 % |
| Hartland Township, Precinct 1 | 777 | 806 | 1583 | 35 | 0 | 611 | 1007 | 1618 | 2259 | 71.62 % |
| Hartland Township, Precinct 2 | 793 | 762 | 1555 | 31 | 0 | 377 | 1209 | 1586 | 2507 | 63.26 % |
| Hartland Township, Precinct 3 | 873 | 809 | 1682 | 25 | 1 | 626 | 1082 | 1708 | 2737 | 62.40 % |
| Hartland Township, Precinct 4 | 672 | 765 | 1437 | 15 | 0 | 425 | 1027 | 1452 | 2203 | 65.91 % |
| Hartland Township, Precinct 5 | 636 | 518 | 1154 | 13 | 0 | 393 | 774 | 1167 | 1724 | 67.69 % |
| Howell Township, Precinct 1 - FWL | 91 | 61 | 152 | 1 | 0 | 44 | 109 | 153 | 261 | 58.62 % |
| Howell Township, Precinct 1 - HOW | 599 | 460 | 1059 | 11 | 0 | 356 | 714 | 1070 | 1646 | 65.01 % |
| Howell Township, Precinct 2 | 741 | 582 | 1323 | 17 | 0 | 378 | 962 | 1340 | 1992 | 67.27 % |
| Howell Township, Precinct 3 - FWL | 3 | 1 | 4 | 0 | 0 | 0 | 4 | 4 | 4 | 100.00 % |

## Proposal 18-1

| Precinct | Yes | No | Cast Votes | Undervotes | Overvotes | Absentee Voting Ballots Cast | Election Day Voting Ballots Cast | Total Ballots Cast | Registered Voters | Turnout Percentage |
|---|---|---|---|---|---|---|---|---|---|---|
| Howell Township, Precinct 3 - HOW | 544 | 450 | 994 | 17 | 1 | 297 | 715 | 1012 | 1718 | 58.91 % |
| Iosco Township, Precinct 1 - FWL | 349 | 320 | 669 | 20 | 0 | 0 | 689 | 689 | 1139 | 60.49 % |
| Iosco Township, Precinct 1 - SCS | 34 | 28 | 62 | 1 | 1 | 0 | 64 | 64 | 100 | 64.00 % |
| Iosco Township, Precinct 2 - FWL | 378 | 272 | 650 | 8 | 0 | 0 | 658 | 658 | 1055 | 62.37 % |
| Iosco Township, Precinct 2 - HOW | 200 | 154 | 354 | 4 | 0 | 0 | 358 | 358 | 547 | 65.45 % |
| Marion Township, Precinct 1 | 750 | 733 | 1483 | 29 | 1 | 507 | 1006 | 1513 | 2199 | 68.80 % |
| Marion Township, Precinct 2 | 856 | 814 | 1670 | 14 | 0 | 594 | 1090 | 1684 | 2393 | 70.37 % |
| Marion Township, Precinct 3 | 533 | 562 | 1095 | 14 | 0 | 446 | 663 | 1109 | 1546 | 71.73 % |
| Marion Township, Precinct 4 - HOW | 730 | 774 | 1504 | 30 | 0 | 557 | 977 | 1534 | 2168 | 70.76 % |
| Marion Township, Precinct 4 - PCS | 23 | 17 | 40 | 0 | 0 | 23 | 17 | 40 | 63 | 63.49 % |
| Oceola Township, Precinct 1 | 747 | 747 | 1494 | 14 | 0 | 534 | 974 | 1508 | 2289 | 65.88 % |
| Oceola Township, Precinct 2 | 902 | 734 | 1636 | 20 | 0 | 532 | 1124 | 1656 | 2499 | 66.27 % |
| Oceola Township, Precinct 3 | 952 | 830 | 1782 | 21 | 0 | 550 | 1253 | 1803 | 2758 | 65.37 % |
| Oceola Township, Precinct 4 | 609 | 643 | 1252 | 11 | 0 | 384 | 879 | 1263 | 1788 | 70.64 % |
| Oceola Township, Precinct 5 | 380 | 492 | 872 | 9 | 2 | 422 | 461 | 883 | 1189 | 74.26 % |
| Putnam Township, Precinct 1 | 602 | 335 | 937 | 15 | 0 | 289 | 663 | 952 | 1376 | 69.19 % |
| Putnam Township, Precinct 2 - HOW | 82 | 50 | 132 | 0 | 0 | 53 | 79 | 132 | 209 | 63.16 % |

## Proposal 18-1

| Precinct | Yes | No | Cast Votes | Undervotes | Overvotes | Absentee Voting Ballots Cast | Election Day Voting Ballots Cast | Total Ballots Cast | Registered Voters | Turnout Percentage |
|---|---|---|---|---|---|---|---|---|---|---|
| Putnam Township, Precinct 2 - PCS | 703 | 484 | 1187 | 15 | 1 | 424 | 779 | 1203 | 1777 | 67.70 % |
| Putnam Township, Precinct 3 | 674 | 387 | 1061 | 10 | 0 | 256 | 815 | 1071 | 1628 | 65.79 % |
| Putnam Township, Precinct 4 | 547 | 362 | 909 | 14 | 0 | 344 | 579 | 923 | 1261 | 73.20 % |
| Tyrone Township, Precinct 1 | 741 | 625 | 1366 | 12 | 0 | 473 | 905 | 1378 | 2350 | 58.64 % |
| Tyrone Township, Precinct 2 | 807 | 795 | 1602 | 22 | 1 | 596 | 1029 | 1625 | 2314 | 70.22 % |
| Tyrone Township, Precinct 3 | 754 | 694 | 1448 | 22 | 0 | 506 | 964 | 1470 | 2192 | 67.06 % |
| Tyrone Township, Precinct 4 | 703 | 549 | 1252 | 19 | 0 | 400 | 871 | 1271 | 2034 | 62.49 % |
| Unadilla Township, Precinct 1 - FWL | 70 | 53 | 123 | 3 | 0 | 0 | 126 | 126 | 170 | 74.12 % |
| Unadilla Township, Precinct 1 - PCS | 94 | 62 | 156 | 1 | 0 | 0 | 157 | 157 | 262 | 59.92 % |
| Unadilla Township, Precinct 1 - SCS | 807 | 485 | 1292 | 19 | 1 | 0 | 1312 | 1312 | 2107 | 62.27 % |
| **Totals** | **52995** | **44358** | **97353** | **1325** | **24** | **31341** | **67361** | **98702** | **147839** | **66.76 %** |

## Proposal 18-2

| Precinct | Yes | No | Cast Votes | Undervotes | Overvotes | Absentee Voting Ballots Cast | Election Day Voting Ballots Cast | Total Ballots Cast | Registered Voters | Turnout Percentage |
|---|---|---|---|---|---|---|---|---|---|---|
| City of Brighton, Precinct 1 | 681 | 385 | 1066 | 36 | 0 | 392 | 710 | 1102 | 1785 | 61.74 % |
| City of Brighton, Precinct 2 | 541 | 291 | 832 | 36 | 0 | 316 | 552 | 868 | 1425 | 60.91 % |
| City of Brighton, Precinct 3 | 704 | 447 | 1151 | 38 | 0 | 409 | 780 | 1189 | 1603 | 74.17 % |
| City of Brighton, Precinct 4 | 547 | 376 | 923 | 29 | 0 | 491 | 461 | 952 | 1184 | 80.41 % |
| City of Howell, Precinct 1 | 766 | 603 | 1369 | 43 | 0 | 416 | 996 | 1412 | 2355 | 59.96 % |
| City of Howell, Precinct 2 | 660 | 379 | 1039 | 40 | 0 | 224 | 855 | 1079 | 2136 | 50.51 % |
| City of Howell, Precinct 3 | 841 | 644 | 1485 | 65 | 2 | 431 | 1121 | 1552 | 2491 | 62.30 % |
| Brighton Charter Township, Precinct 1 | 628 | 657 | 1285 | 31 | 1 | 527 | 790 | 1317 | 1763 | 74.70 % |
| Brighton Charter Township, Precinct 2 | 476 | 444 | 920 | 36 | 0 | 340 | 616 | 956 | 1527 | 62.61 % |
| Brighton Charter Township, Precinct 3 | 626 | 570 | 1196 | 29 | 0 | 492 | 733 | 1225 | 1598 | 76.66 % |
| Brighton Charter Township, Precinct 4 | 501 | 452 | 953 | 42 | 0 | 352 | 643 | 995 | 1465 | 67.92 % |
| Brighton Charter Township, Precinct 5 | 360 | 267 | 627 | 20 | 1 | 164 | 484 | 648 | 1010 | 64.16 % |
| Brighton Charter Township, Precinct 6 | 789 | 718 | 1507 | 54 | 1 | 487 | 1075 | 1562 | 2181 | 71.62 % |
| Brighton Charter Township, Precinct 7 | 650 | 623 | 1273 | 41 | 0 | 477 | 837 | 1314 | 1840 | 71.41 % |
| Brighton Charter Township, Precinct 8 | 428 | 416 | 844 | 34 | 0 | 338 | 540 | 878 | 1208 | 72.68 % |
| Brighton Charter Township, Precinct 9 | 945 | 830 | 1775 | 36 | 0 | 701 | 1110 | 1811 | 2526 | 71.69 % |
| Cohoctah Township, Precinct 1 - BYR | 147 | 172 | 319 | 11 | 0 | 0 | 330 | 330 | 524 | 62.98 % |

## Proposal 18-2

| Precinct | Yes | No | Cast Votes | Undervotes | Overvotes | Absentee Voting Ballots Cast | Election Day Voting Ballots Cast | Total Ballots Cast | Registered Voters | Turnout Percentage |
|---|---|---|---|---|---|---|---|---|---|---|
| Cohoctah Township, Precinct 1 - FWL | 257 | 241 | 498 | 21 | 0 | 0 | 519 | 519 | 822 | 63.14 % |
| Cohoctah Township, Precinct 1 - HOW | 381 | 378 | 759 | 40 | 2 | 0 | 801 | 801 | 1233 | 64.96 % |
| Conway Township, Precinct 1 - BYR | 21 | 25 | 46 | 1 | 0 | 0 | 47 | 47 | 78 | 60.26 % |
| Conway Township, Precinct 1 - FWL | 751 | 710 | 1461 | 49 | 3 | 0 | 1513 | 1513 | 2368 | 63.89 % |
| Conway Township, Precinct 1 - MOR | 11 | 22 | 33 | 3 | 0 | 0 | 36 | 36 | 52 | 69.23 % |
| Conway Township, Precinct 1 - WEB | 22 | 12 | 34 | 1 | 0 | 0 | 35 | 35 | 79 | 44.30 % |
| Deerfield Township, Precinct 1 - HAR | 270 | 287 | 557 | 9 | 0 | 199 | 367 | 566 | 837 | 67.62 % |
| Deerfield Township, Precinct 1 - LIN | 245 | 197 | 442 | 23 | 2 | 156 | 311 | 467 | 756 | 61.77 % |
| Deerfield Township, Precinct 2 - BYR | 12 | 2 | 14 | 0 | 0 | 5 | 9 | 14 | 30 | 46.67 % |
| Deerfield Township, Precinct 2 - HAR | 212 | 276 | 488 | 24 | 0 | 120 | 392 | 512 | 767 | 66.75 % |
| Deerfield Township, Precinct 2 - HOW | 243 | 279 | 522 | 16 | 0 | 185 | 353 | 538 | 842 | 63.90 % |
| Deerfield Township, Precinct 2 - LIN | 29 | 48 | 77 | 1 | 0 | 18 | 60 | 78 | 128 | 60.94 % |
| Genoa Charter Township, Precinct 1 | 663 | 519 | 1182 | 39 | 1 | 366 | 856 | 1222 | 1933 | 63.22 % |
| Genoa Charter Township, Precinct 2 | 251 | 246 | 497 | 16 | 0 | 125 | 388 | 513 | 930 | 55.16 % |
| Genoa Charter Township, Precinct 3 | 620 | 483 | 1103 | 45 | 0 | 443 | 705 | 1148 | 1875 | 61.23 % |

## Proposal 18-2

| Precinct | Yes | No | Cast Votes | Undervotes | Overvotes | Absentee Voting Ballots Cast | Election Day Voting Ballots Cast | Total Ballots Cast | Registered Voters | Turnout Percentage |
|---|---|---|---|---|---|---|---|---|---|---|
| Genoa Charter Township, Precinct 4 | 575 | 419 | 994 | 20 | 0 | 371 | 643 | 1014 | 1402 | 72.33 % |
| Genoa Charter Township, Precinct 5 | 323 | 348 | 671 | 22 | 0 | 214 | 479 | 693 | 980 | 70.71 % |
| Genoa Charter Township, Precinct 6 | 837 | 833 | 1670 | 55 | 0 | 890 | 835 | 1725 | 2335 | 73.88 % |
| Genoa Charter Township, Precinct 7 | 326 | 314 | 640 | 21 | 1 | 261 | 401 | 662 | 914 | 72.43 % |
| Genoa Charter Township, Precinct 8 | 493 | 509 | 1002 | 35 | 0 | 476 | 561 | 1037 | 1360 | 76.25 % |
| Genoa Charter Township, Precinct 9 | 510 | 445 | 955 | 40 | 0 | 403 | 592 | 995 | 1530 | 65.03 % |
| Genoa Charter Township, Precinct 10 | 502 | 523 | 1025 | 41 | 0 | 420 | 646 | 1066 | 1558 | 68.42 % |
| Genoa Charter Township, Precinct 11 | 211 | 228 | 439 | 12 | 0 | 120 | 331 | 451 | 708 | 63.70 % |
| Genoa Charter Township, Precinct 12 | 61 | 58 | 119 | 2 | 0 | 29 | 92 | 121 | 157 | 77.07 % |
| Genoa Charter Township, Precinct 13 | 263 | 172 | 435 | 27 | 1 | 188 | 275 | 463 | 761 | 60.84 % |
| Green Oak Charter Township, Precinct 1 | 728 | 538 | 1266 | 50 | 0 | 450 | 866 | 1316 | 2132 | 61.73 % |
| Green Oak Charter Township, Precinct 2 | 579 | 434 | 1013 | 31 | 0 | 268 | 776 | 1044 | 1591 | 65.62 % |
| Green Oak Charter Township, Precinct 3 - BAS | 133 | 134 | 267 | 8 | 0 | 75 | 200 | 275 | 389 | 70.69 % |
| Green Oak Charter Township, Precinct 3 - SLCS | 111 | 108 | 219 | 7 | 0 | 48 | 178 | 226 | 323 | 69.97 % |
| Green Oak Charter Township, Precinct 3 - WLPS | 517 | 285 | 802 | 23 | 0 | 308 | 517 | 825 | 1352 | 61.02 % |

## Proposal 18-2

| Precinct | Yes | No | Cast Votes | Undervotes | Overvotes | Absentee Voting Ballots Cast | Election Day Voting Ballots Cast | Total Ballots Cast | Registered Voters | Turnout Percentage |
|---|---|---|---|---|---|---|---|---|---|---|
| Green Oak Charter Township, Precinct 4 - BAS | 99 | 89 | 188 | 10 | 0 | 80 | 118 | 198 | 293 | 67.58 % |
| Green Oak Charter Township, Precinct 4 - SLCS | 678 | 533 | 1211 | 49 | 1 | 443 | 818 | 1261 | 1776 | 71.00 % |
| Green Oak Charter Township, Precinct 5 - BAS | 639 | 539 | 1178 | 34 | 1 | 471 | 742 | 1213 | 1753 | 69.20 % |
| Green Oak Charter Township, Precinct 5 - SLCS | 2 | 0 | 2 | 0 | 0 | 2 | 0 | 2 | 2 | 100.00 % |
| Green Oak Charter Township, Precinct 6 | 715 | 595 | 1310 | 60 | 3 | 606 | 767 | 1373 | 1936 | 70.92 % |
| Green Oak Charter Township, Precinct 7 | 401 | 266 | 667 | 22 | 0 | 245 | 444 | 689 | 1088 | 63.33 % |
| Green Oak Charter Township, Precinct 8 - BAS | 529 | 408 | 937 | 32 | 0 | 289 | 680 | 969 | 1378 | 70.32 % |
| Green Oak Charter Township, Precinct 8 - WLPS | 59 | 30 | 89 | 2 | 0 | 32 | 59 | 91 | 146 | 62.33 % |
| Green Oak Charter Township, Precinct 9 - BAS | 158 | 158 | 316 | 3 | 0 | 112 | 207 | 319 | 435 | 73.33 % |
| Green Oak Charter Township, Precinct 9 - SLCS | 239 | 198 | 437 | 28 | 0 | 193 | 272 | 465 | 635 | 73.23 % |
| Hamburg Township, Precinct 1 | 1038 | 896 | 1934 | 42 | 0 | 680 | 1296 | 1976 | 2803 | 70.50 % |
| Hamburg Township, Precinct 2 | 845 | 615 | 1460 | 40 | 1 | 422 | 1079 | 1501 | 2095 | 71.65 % |
| Hamburg Township, Precinct 3 | 973 | 681 | 1654 | 59 | 0 | 605 | 1108 | 1713 | 2421 | 70.76 % |
| Hamburg Township, Precinct 4 - DEX | 420 | 281 | 701 | 15 | 0 | 241 | 475 | 716 | 939 | 76.25 % |
| Hamburg Township, Precinct 4 - PCS | 564 | 324 | 888 | 20 | 0 | 356 | 552 | 908 | 1266 | 71.72 % |
| Hamburg Township, Precinct 5 | 747 | 542 | 1289 | 27 | 0 | 406 | 910 | 1316 | 1978 | 66.53 % |

## Proposal 18-2

| Precinct | Yes | No | Cast Votes | Undervotes | Overvotes | Absentee Voting Ballots Cast | Election Day Voting Ballots Cast | Total Ballots Cast | Registered Voters | Turnout Percentage |
|---|---|---|---|---|---|---|---|---|---|---|
| Hamburg Township, Precinct 6 | 1148 | 678 | 1826 | 58 | 0 | 745 | 1139 | 1884 | 2666 | 70.67 % |
| Hamburg Township, Precinct 7 | 683 | 431 | 1114 | 31 | 0 | 383 | 762 | 1145 | 1532 | 74.74 % |
| Hamburg Township, Precinct 8 | 530 | 376 | 906 | 30 | 0 | 230 | 706 | 936 | 1348 | 69.44 % |
| Handy Township, Precinct 1 - FWL | 477 | 439 | 916 | 26 | 0 | 197 | 745 | 942 | 1575 | 59.81 % |
| Handy Township, Precinct 1 - HOW | 2 | 5 | 7 | 0 | 0 | 1 | 6 | 7 | 10 | 70.00 % |
| Handy Township, Precinct 1 - WEB | 2 | 5 | 7 | 0 | 0 | 0 | 7 | 7 | 7 | 100.00 % |
| Handy Township, Precinct 2 | 549 | 473 | 1022 | 51 | 0 | 231 | 842 | 1073 | 2065 | 51.96 % |
| Handy Township, Precinct 3 - FWL | 688 | 631 | 1319 | 44 | 2 | 267 | 1098 | 1365 | 2351 | 58.06 % |
| Handy Township, Precinct 3 - WEB | 14 | 14 | 28 | 1 | 0 | 12 | 17 | 29 | 34 | 85.29 % |
| Hartland Township, Precinct 1 | 765 | 796 | 1561 | 57 | 0 | 611 | 1007 | 1618 | 2259 | 71.62 % |
| Hartland Township, Precinct 2 | 792 | 725 | 1517 | 68 | 1 | 377 | 1209 | 1586 | 2507 | 63.26 % |
| Hartland Township, Precinct 3 | 849 | 802 | 1651 | 57 | 0 | 626 | 1082 | 1708 | 2737 | 62.40 % |
| Hartland Township, Precinct 4 | 664 | 749 | 1413 | 39 | 0 | 425 | 1027 | 1452 | 2203 | 65.91 % |
| Hartland Township, Precinct 5 | 578 | 544 | 1122 | 44 | 1 | 393 | 774 | 1167 | 1724 | 67.69 % |
| Howell Township, Precinct 1 - FWL | 82 | 66 | 148 | 5 | 0 | 44 | 109 | 153 | 261 | 58.62 % |
| Howell Township, Precinct 1 - HOW | 541 | 488 | 1029 | 40 | 1 | 356 | 714 | 1070 | 1646 | 65.01 % |
| Howell Township, Precinct 2 | 638 | 639 | 1277 | 63 | 0 | 378 | 962 | 1340 | 1992 | 67.27 % |
| Howell Township, Precinct 3 - FWL | 2 | 2 | 4 | 0 | 0 | 0 | 4 | 4 | 4 | 100.00 % |

## Proposal 18-2

| Precinct | Yes | No | Cast Votes | Undervotes | Overvotes | Absentee Voting Ballots Cast | Election Day Voting Ballots Cast | Total Ballots Cast | Registered Voters | Turnout Percentage |
|---|---|---|---|---|---|---|---|---|---|---|
| Howell Township, Precinct 3 - HOW | 489 | 490 | 979 | 33 | 0 | 297 | 715 | 1012 | 1718 | 58.91 % |
| Iosco Township, Precinct 1 - FWL | 319 | 338 | 657 | 31 | 1 | 0 | 689 | 689 | 1139 | 60.49 % |
| Iosco Township, Precinct 1 - SCS | 22 | 41 | 63 | 1 | 0 | 0 | 64 | 64 | 100 | 64.00 % |
| Iosco Township, Precinct 2 - FWL | 304 | 338 | 642 | 16 | 0 | 0 | 658 | 658 | 1055 | 62.37 % |
| Iosco Township, Precinct 2 - HOW | 187 | 156 | 343 | 15 | 0 | 0 | 358 | 358 | 547 | 65.45 % |
| Marion Township, Precinct 1 | 705 | 738 | 1443 | 70 | 0 | 507 | 1006 | 1513 | 2199 | 68.80 % |
| Marion Township, Precinct 2 | 894 | 728 | 1622 | 62 | 0 | 594 | 1090 | 1684 | 2393 | 70.37 % |
| Marion Township, Precinct 3 | 552 | 527 | 1079 | 30 | 0 | 446 | 663 | 1109 | 1546 | 71.73 % |
| Marion Township, Precinct 4 - HOW | 700 | 769 | 1469 | 65 | 0 | 557 | 977 | 1534 | 2168 | 70.76 % |
| Marion Township, Precinct 4 - PCS | 23 | 17 | 40 | 0 | 0 | 23 | 17 | 40 | 63 | 63.49 % |
| Oceola Township, Precinct 1 | 747 | 719 | 1466 | 42 | 0 | 534 | 974 | 1508 | 2289 | 65.88 % |
| Oceola Township, Precinct 2 | 869 | 726 | 1595 | 60 | 1 | 532 | 1124 | 1656 | 2499 | 66.27 % |
| Oceola Township, Precinct 3 | 852 | 882 | 1734 | 68 | 1 | 550 | 1253 | 1803 | 2758 | 65.37 % |
| Oceola Township, Precinct 4 | 591 | 627 | 1218 | 45 | 0 | 384 | 879 | 1263 | 1788 | 70.64 % |
| Oceola Township, Precinct 5 | 451 | 398 | 849 | 34 | 0 | 422 | 461 | 883 | 1189 | 74.26 % |
| Putnam Township, Precinct 1 | 546 | 372 | 918 | 33 | 1 | 289 | 663 | 952 | 1376 | 69.19 % |
| Putnam Township, Precinct 2 - HOW | 66 | 62 | 128 | 4 | 0 | 53 | 79 | 132 | 209 | 63.16 % |

## Proposal 18-2

| Precinct | Yes | No | Cast Votes | Undervotes | Overvotes | Absentee Voting Ballots Cast | Election Day Voting Ballots Cast | Total Ballots Cast | Registered Voters | Turnout Percentage |
|---|---|---|---|---|---|---|---|---|---|---|
| Putnam Township, Precinct 2 - PCS | 617 | 546 | 1163 | 40 | 0 | 424 | 779 | 1203 | 1777 | 67.70 % |
| Putnam Township, Precinct 3 | 647 | 398 | 1045 | 26 | 0 | 256 | 815 | 1071 | 1628 | 65.79 % |
| Putnam Township, Precinct 4 | 510 | 391 | 901 | 21 | 1 | 344 | 579 | 923 | 1261 | 73.20 % |
| Tyrone Township, Precinct 1 | 713 | 616 | 1329 | 48 | 1 | 473 | 905 | 1378 | 2350 | 58.64 % |
| Tyrone Township, Precinct 2 | 838 | 736 | 1574 | 51 | 0 | 596 | 1029 | 1625 | 2314 | 70.22 % |
| Tyrone Township, Precinct 3 | 715 | 700 | 1415 | 54 | 1 | 506 | 964 | 1470 | 2192 | 67.06 % |
| Tyrone Township, Precinct 4 | 620 | 606 | 1226 | 45 | 0 | 400 | 871 | 1271 | 2034 | 62.49 % |
| Unadilla Township, Precinct 1 - FWL | 54 | 66 | 120 | 6 | 0 | 0 | 126 | 126 | 170 | 74.12 % |
| Unadilla Township, Precinct 1 - PCS | 72 | 81 | 153 | 4 | 0 | 0 | 157 | 157 | 262 | 59.92 % |
| Unadilla Township, Precinct 1 - SCS | 749 | 529 | 1278 | 34 | 0 | 0 | 1312 | 1312 | 2107 | 62.27 % |
| **Totals** | **51409** | **43962** | **95371** | **3298** | **33** | **31341** | **67361** | **98702** | **147839** | **66.76 %** |

## Proposal 18-3

| Precinct | Yes | No | Cast Votes | Undervotes | Overvotes | Absentee Voting Ballots Cast | Election Day Voting Ballots Cast | Total Ballots Cast | Registered Voters | Turnout Percentage |
|---|---|---|---|---|---|---|---|---|---|---|
| City of Brighton, Precinct 1 | 727 | 341 | 1068 | 34 | 0 | 392 | 710 | 1102 | 1785 | 61.74 % |
| City of Brighton, Precinct 2 | 557 | 287 | 844 | 24 | 0 | 316 | 552 | 868 | 1425 | 60.91 % |
| City of Brighton, Precinct 3 | 765 | 388 | 1153 | 35 | 1 | 409 | 780 | 1189 | 1603 | 74.17 % |
| City of Brighton, Precinct 4 | 568 | 367 | 935 | 17 | 0 | 491 | 461 | 952 | 1184 | 80.41 % |
| City of Howell, Precinct 1 | 833 | 518 | 1351 | 60 | 1 | 416 | 996 | 1412 | 2355 | 59.96 % |
| City of Howell, Precinct 2 | 691 | 332 | 1023 | 56 | 0 | 224 | 855 | 1079 | 2136 | 50.51 % |
| City of Howell, Precinct 3 | 917 | 532 | 1449 | 103 | 0 | 431 | 1121 | 1552 | 2491 | 62.30 % |
| Brighton Charter Township, Precinct 1 | 699 | 594 | 1293 | 24 | 0 | 527 | 790 | 1317 | 1763 | 74.70 % |
| Brighton Charter Township, Precinct 2 | 551 | 344 | 895 | 60 | 1 | 340 | 616 | 956 | 1527 | 62.61 % |
| Brighton Charter Township, Precinct 3 | 681 | 519 | 1200 | 25 | 0 | 492 | 733 | 1225 | 1598 | 76.66 % |
| Brighton Charter Township, Precinct 4 | 552 | 415 | 967 | 28 | 0 | 352 | 643 | 995 | 1465 | 67.92 % |
| Brighton Charter Township, Precinct 5 | 389 | 241 | 630 | 17 | 1 | 164 | 484 | 648 | 1010 | 64.16 % |
| Brighton Charter Township, Precinct 6 | 870 | 649 | 1519 | 39 | 4 | 487 | 1075 | 1562 | 2181 | 71.62 % |
| Brighton Charter Township, Precinct 7 | 761 | 528 | 1289 | 25 | 0 | 477 | 837 | 1314 | 1840 | 71.41 % |
| Brighton Charter Township, Precinct 8 | 491 | 366 | 857 | 21 | 0 | 338 | 540 | 878 | 1208 | 72.68 % |
| Brighton Charter Township, Precinct 9 | 1023 | 752 | 1775 | 35 | 1 | 701 | 1110 | 1811 | 2526 | 71.69 % |
| Cohoctah Township, Precinct 1 - BYR | 184 | 138 | 322 | 7 | 1 | 0 | 330 | 330 | 524 | 62.98 % |

## Proposal 18-3

| Precinct | Yes | No | Cast Votes | Undervotes | Overvotes | Absentee Voting Ballots Cast | Election Day Voting Ballots Cast | Total Ballots Cast | Registered Voters | Turnout Percentage |
|---|---|---|---|---|---|---|---|---|---|---|
| Cohoctah Township, Precinct 1 - FWL | 287 | 211 | 498 | 21 | 0 | 0 | 519 | 519 | 822 | 63.14 % |
| Cohoctah Township, Precinct 1 - HOW | 413 | 348 | 761 | 40 | 0 | 0 | 801 | 801 | 1233 | 64.96 % |
| Conway Township, Precinct 1 - BYR | 23 | 24 | 47 | 0 | 0 | 0 | 47 | 47 | 78 | 60.26 % |
| Conway Township, Precinct 1 - FWL | 853 | 620 | 1473 | 39 | 1 | 0 | 1513 | 1513 | 2368 | 63.89 % |
| Conway Township, Precinct 1 - MOR | 16 | 17 | 33 | 3 | 0 | 0 | 36 | 36 | 52 | 69.23 % |
| Conway Township, Precinct 1 - WEB | 21 | 13 | 34 | 1 | 0 | 0 | 35 | 35 | 79 | 44.30 % |
| Deerfield Township, Precinct 1 - HAR | 282 | 272 | 554 | 12 | 0 | 199 | 367 | 566 | 837 | 67.62 % |
| Deerfield Township, Precinct 1 - LIN | 272 | 176 | 448 | 19 | 0 | 156 | 311 | 467 | 756 | 61.77 % |
| Deerfield Township, Precinct 2 - BYR | 9 | 5 | 14 | 0 | 0 | 5 | 9 | 14 | 30 | 46.67 % |
| Deerfield Township, Precinct 2 - HAR | 234 | 256 | 490 | 21 | 1 | 120 | 392 | 512 | 767 | 66.75 % |
| Deerfield Township, Precinct 2 - HOW | 268 | 245 | 513 | 25 | 0 | 185 | 353 | 538 | 842 | 63.90 % |
| Deerfield Township, Precinct 2 - LIN | 35 | 42 | 77 | 1 | 0 | 18 | 60 | 78 | 128 | 60.94 % |
| Genoa Charter Township, Precinct 1 | 758 | 409 | 1167 | 55 | 0 | 366 | 856 | 1222 | 1933 | 63.22 % |
| Genoa Charter Township, Precinct 2 | 296 | 197 | 493 | 20 | 0 | 125 | 388 | 513 | 930 | 55.16 % |
| Genoa Charter Township, Precinct 3 | 705 | 384 | 1089 | 59 | 0 | 443 | 705 | 1148 | 1875 | 61.23 % |

## Proposal 18-3

| Precinct | Yes | No | Cast Votes | Undervotes | Overvotes | Absentee Voting Ballots Cast | Election Day Voting Ballots Cast | Total Ballots Cast | Registered Voters | Turnout Percentage |
|---|---|---|---|---|---|---|---|---|---|---|
| Genoa Charter Township, Precinct 4 | 606 | 388 | 994 | 19 | 1 | 371 | 643 | 1014 | 1402 | 72.33 % |
| Genoa Charter Township, Precinct 5 | 367 | 290 | 657 | 36 | 0 | 214 | 479 | 693 | 980 | 70.71 % |
| Genoa Charter Township, Precinct 6 | 922 | 755 | 1677 | 47 | 1 | 890 | 835 | 1725 | 2335 | 73.88 % |
| Genoa Charter Township, Precinct 7 | 354 | 289 | 643 | 19 | 0 | 261 | 401 | 662 | 914 | 72.43 % |
| Genoa Charter Township, Precinct 8 | 559 | 456 | 1015 | 22 | 0 | 476 | 561 | 1037 | 1360 | 76.25 % |
| Genoa Charter Township, Precinct 9 | 583 | 361 | 944 | 51 | 0 | 403 | 592 | 995 | 1530 | 65.03 % |
| Genoa Charter Township, Precinct 10 | 581 | 432 | 1013 | 52 | 1 | 420 | 646 | 1066 | 1558 | 68.42 % |
| Genoa Charter Township, Precinct 11 | 244 | 200 | 444 | 7 | 0 | 120 | 331 | 451 | 708 | 63.70 % |
| Genoa Charter Township, Precinct 12 | 72 | 47 | 119 | 2 | 0 | 29 | 92 | 121 | 157 | 77.07 % |
| Genoa Charter Township, Precinct 13 | 289 | 139 | 428 | 35 | 0 | 188 | 275 | 463 | 761 | 60.84 % |
| Green Oak Charter Township, Precinct 1 | 816 | 481 | 1297 | 18 | 1 | 450 | 866 | 1316 | 2132 | 61.73 % |
| Green Oak Charter Township, Precinct 2 | 642 | 378 | 1020 | 24 | 0 | 268 | 776 | 1044 | 1591 | 65.62 % |
| Green Oak Charter Township, Precinct 3 - BAS | 155 | 114 | 269 | 6 | 0 | 75 | 200 | 275 | 389 | 70.69 % |
| Green Oak Charter Township, Precinct 3 - SLCS | 148 | 75 | 223 | 3 | 0 | 48 | 178 | 226 | 323 | 69.97 % |
| Green Oak Charter Township, Precinct 3 - WLPS | 547 | 260 | 807 | 18 | 0 | 308 | 517 | 825 | 1352 | 61.02 % |

## Proposal 18-3

| Precinct | Yes | No | Cast Votes | Undervotes | Overvotes | Absentee Voting Ballots Cast | Election Day Voting Ballots Cast | Total Ballots Cast | Registered Voters | Turnout Percentage |
|---|---|---|---|---|---|---|---|---|---|---|
| Green Oak Charter Township, Precinct 4 - BAS | 102 | 90 | 192 | 6 | 0 | 80 | 118 | 198 | 293 | 67.58 % |
| Green Oak Charter Township, Precinct 4 - SLCS | 706 | 518 | 1224 | 37 | 0 | 443 | 818 | 1261 | 1776 | 71.00 % |
| Green Oak Charter Township, Precinct 5 - BAS | 743 | 439 | 1182 | 30 | 1 | 471 | 742 | 1213 | 1753 | 69.20 % |
| Green Oak Charter Township, Precinct 5 - SLCS | 2 | 0 | 2 | 0 | 0 | 2 | 0 | 2 | 2 | 100.00 % |
| Green Oak Charter Township, Precinct 6 | 806 | 531 | 1337 | 33 | 3 | 606 | 767 | 1373 | 1936 | 70.92 % |
| Green Oak Charter Township, Precinct 7 | 425 | 248 | 673 | 16 | 0 | 245 | 444 | 689 | 1088 | 63.33 % |
| Green Oak Charter Township, Precinct 8 - BAS | 585 | 361 | 946 | 23 | 0 | 289 | 680 | 969 | 1378 | 70.32 % |
| Green Oak Charter Township, Precinct 8 - WLPS | 64 | 27 | 91 | 0 | 0 | 32 | 59 | 91 | 146 | 62.33 % |
| Green Oak Charter Township, Precinct 9 - BAS | 177 | 139 | 316 | 3 | 0 | 112 | 207 | 319 | 435 | 73.33 % |
| Green Oak Charter Township, Precinct 9 - SLCS | 284 | 162 | 446 | 17 | 2 | 193 | 272 | 465 | 635 | 73.23 % |
| Hamburg Township, Precinct 1 | 1147 | 795 | 1942 | 34 | 0 | 680 | 1296 | 1976 | 2803 | 70.50 % |
| Hamburg Township, Precinct 2 | 960 | 503 | 1463 | 38 | 0 | 422 | 1079 | 1501 | 2095 | 71.65 % |
| Hamburg Township, Precinct 3 | 1090 | 574 | 1664 | 49 | 0 | 605 | 1108 | 1713 | 2421 | 70.76 % |
| Hamburg Township, Precinct 4 - DEX | 445 | 261 | 706 | 9 | 1 | 241 | 475 | 716 | 939 | 76.25 % |
| Hamburg Township, Precinct 4 - PCS | 597 | 295 | 892 | 16 | 0 | 356 | 552 | 908 | 1266 | 71.72 % |
| Hamburg Township, Precinct 5 | 838 | 451 | 1289 | 27 | 0 | 406 | 910 | 1316 | 1978 | 66.53 % |

## Proposal 18-3

| Precinct | Yes | No | Cast Votes | Undervotes | Overvotes | Absentee Voting Ballots Cast | Election Day Voting Ballots Cast | Total Ballots Cast | Registered Voters | Turnout Percentage |
|---|---|---|---|---|---|---|---|---|---|---|
| Hamburg Township, Precinct 6 | 1251 | 598 | 1849 | 34 | 1 | 745 | 1139 | 1884 | 2666 | 70.67 % |
| Hamburg Township, Precinct 7 | 705 | 417 | 1122 | 22 | 1 | 383 | 762 | 1145 | 1532 | 74.74 % |
| Hamburg Township, Precinct 8 | 599 | 312 | 911 | 25 | 0 | 230 | 706 | 936 | 1348 | 69.44 % |
| Handy Township, Precinct 1 - FWL | 561 | 364 | 925 | 17 | 0 | 197 | 745 | 942 | 1575 | 59.81 % |
| Handy Township, Precinct 1 - HOW | 1 | 6 | 7 | 0 | 0 | 1 | 6 | 7 | 10 | 70.00 % |
| Handy Township, Precinct 1 - WEB | 2 | 5 | 7 | 0 | 0 | 0 | 7 | 7 | 7 | 100.00 % |
| Handy Township, Precinct 2 | 649 | 381 | 1030 | 41 | 2 | 231 | 842 | 1073 | 2065 | 51.96 % |
| Handy Township, Precinct 3 - FWL | 784 | 546 | 1330 | 34 | 1 | 267 | 1098 | 1365 | 2351 | 58.06 % |
| Handy Township, Precinct 3 - WEB | 18 | 10 | 28 | 1 | 0 | 12 | 17 | 29 | 34 | 85.29 % |
| Hartland Township, Precinct 1 | 847 | 726 | 1573 | 44 | 1 | 611 | 1007 | 1618 | 2259 | 71.62 % |
| Hartland Township, Precinct 2 | 890 | 645 | 1535 | 49 | 2 | 377 | 1209 | 1586 | 2507 | 63.26 % |
| Hartland Township, Precinct 3 | 948 | 719 | 1667 | 39 | 2 | 626 | 1082 | 1708 | 2737 | 62.40 % |
| Hartland Township, Precinct 4 | 771 | 655 | 1426 | 25 | 1 | 425 | 1027 | 1452 | 2203 | 65.91 % |
| Hartland Township, Precinct 5 | 660 | 485 | 1145 | 22 | 0 | 393 | 774 | 1167 | 1724 | 67.69 % |
| Howell Township, Precinct 1 - FWL | 99 | 52 | 151 | 2 | 0 | 44 | 109 | 153 | 261 | 58.62 % |
| Howell Township, Precinct 1 - HOW | 612 | 410 | 1022 | 48 | 0 | 356 | 714 | 1070 | 1646 | 65.01 % |
| Howell Township, Precinct 2 | 724 | 554 | 1278 | 62 | 0 | 378 | 962 | 1340 | 1992 | 67.27 % |
| Howell Township, Precinct 3 - FWL | 2 | 2 | 4 | 0 | 0 | 0 | 4 | 4 | 4 | 100.00 % |

## Proposal 18-3

| Precinct | Yes | No | Cast Votes | Undervotes | Overvotes | Absentee Voting Ballots Cast | Election Day Voting Ballots Cast | Total Ballots Cast | Registered Voters | Turnout Percentage |
|---|---|---|---|---|---|---|---|---|---|---|
| Howell Township, Precinct 3 - HOW | 568 | 403 | 971 | 41 | 0 | 297 | 715 | 1012 | 1718 | 58.91 % |
| Iosco Township, Precinct 1 - FWL | 372 | 294 | 666 | 23 | 0 | 0 | 689 | 689 | 1139 | 60.49 % |
| Iosco Township, Precinct 1 - SCS | 31 | 30 | 61 | 2 | 1 | 0 | 64 | 64 | 100 | 64.00 % |
| Iosco Township, Precinct 2 - FWL | 374 | 270 | 644 | 13 | 1 | 0 | 658 | 658 | 1055 | 62.37 % |
| Iosco Township, Precinct 2 - HOW | 199 | 141 | 340 | 17 | 1 | 0 | 358 | 358 | 547 | 65.45 % |
| Marion Township, Precinct 1 | 802 | 617 | 1419 | 94 | 0 | 507 | 1006 | 1513 | 2199 | 68.80 % |
| Marion Township, Precinct 2 | 969 | 644 | 1613 | 70 | 1 | 594 | 1090 | 1684 | 2393 | 70.37 % |
| Marion Township, Precinct 3 | 613 | 459 | 1072 | 37 | 0 | 446 | 663 | 1109 | 1546 | 71.73 % |
| Marion Township, Precinct 4 - HOW | 792 | 656 | 1448 | 86 | 0 | 557 | 977 | 1534 | 2168 | 70.76 % |
| Marion Township, Precinct 4 - PCS | 26 | 14 | 40 | 0 | 0 | 23 | 17 | 40 | 63 | 63.49 % |
| Oceola Township, Precinct 1 | 860 | 573 | 1433 | 73 | 2 | 534 | 974 | 1508 | 2289 | 65.88 % |
| Oceola Township, Precinct 2 | 992 | 591 | 1583 | 72 | 1 | 532 | 1124 | 1656 | 2499 | 66.27 % |
| Oceola Township, Precinct 3 | 1027 | 690 | 1717 | 85 | 1 | 550 | 1253 | 1803 | 2758 | 65.37 % |
| Oceola Township, Precinct 4 | 688 | 541 | 1229 | 33 | 1 | 384 | 879 | 1263 | 1788 | 70.64 % |
| Oceola Township, Precinct 5 | 493 | 346 | 839 | 43 | 1 | 422 | 461 | 883 | 1189 | 74.26 % |
| Putnam Township, Precinct 1 | 591 | 346 | 937 | 13 | 2 | 289 | 663 | 952 | 1376 | 69.19 % |
| Putnam Township, Precinct 2 - HOW | 75 | 51 | 126 | 6 | 0 | 53 | 79 | 132 | 209 | 63.16 % |

## Proposal 18-3

| Precinct | Yes | No | Cast Votes | Undervotes | Overvotes | Absentee Voting Ballots Cast | Election Day Voting Ballots Cast | Total Ballots Cast | Registered Voters | Turnout Percentage |
|---|---|---|---|---|---|---|---|---|---|---|
| Putnam Township, Precinct 2 - PCS | 708 | 468 | 1176 | 26 | 1 | 424 | 779 | 1203 | 1777 | 67.70 % |
| Putnam Township, Precinct 3 | 684 | 360 | 1044 | 27 | 0 | 256 | 815 | 1071 | 1628 | 65.79 % |
| Putnam Township, Precinct 4 | 552 | 357 | 909 | 14 | 0 | 344 | 579 | 923 | 1261 | 73.20 % |
| Tyrone Township, Precinct 1 | 816 | 539 | 1355 | 23 | 0 | 473 | 905 | 1378 | 2350 | 58.64 % |
| Tyrone Township, Precinct 2 | 902 | 687 | 1589 | 34 | 2 | 596 | 1029 | 1625 | 2314 | 70.22 % |
| Tyrone Township, Precinct 3 | 811 | 608 | 1419 | 49 | 2 | 506 | 964 | 1470 | 2192 | 67.06 % |
| Tyrone Township, Precinct 4 | 709 | 526 | 1235 | 36 | 0 | 400 | 871 | 1271 | 2034 | 62.49 % |
| Unadilla Township, Precinct 1 - FWL | 65 | 55 | 120 | 6 | 0 | 0 | 126 | 126 | 170 | 74.12 % |
| Unadilla Township, Precinct 1 - PCS | 90 | 63 | 153 | 4 | 0 | 0 | 157 | 157 | 262 | 59.92 % |
| Unadilla Township, Precinct 1 - SCS | 800 | 476 | 1276 | 36 | 0 | 0 | 1312 | 1312 | 2107 | 62.27 % |
| **Totals** | **57319** | **38281** | **95600** | **3051** | **51** | **31341** | **67361** | **98702** | **147839** | **66.76 %** |

## City of Howell Headlee Override Ballot Proposal

| Precinct | Yes | No | Cast Votes | Undervotes | Overvotes | Absentee Voting Ballots Cast | Election Day Voting Ballots Cast | Total Ballots Cast | Registered Voters | Turnout Percentage |
|---|---|---|---|---|---|---|---|---|---|---|
| City of Howell, Precinct 1 | 520 | 789 | 1309 | 103 | 0 | 416 | 996 | 1412 | 2355 | 59.96 % |
| City of Howell, Precinct 2 | 450 | 562 | 1012 | 67 | 0 | 224 | 855 | 1079 | 2136 | 50.51 % |
| City of Howell, Precinct 3 | 572 | 894 | 1466 | 86 | 0 | 431 | 1121 | 1552 | 2491 | 62.30 % |
| **Totals** | **1542** | **2245** | **3787** | **256** | **0** | **1071** | **2972** | **4043** | **6982** | **57.91 %** |

## Village of Pinckney Charter Millage Partial Restoration Question

| Precinct | Yes | No | Cast Votes | Undervotes | Overvotes | Absentee Voting Ballots Cast | Election Day Voting Ballots Cast | Total Ballots Cast | Registered Voters | Turnout Percentage |
|---|---|---|---|---|---|---|---|---|---|---|
| Putnam Township, Precinct 3 | 436 | 578 | 1014 | 57 | 0 | 256 | 815 | 1071 | 1628 | 65.79 % |
| **Totals** | **436** | **578** | **1014** | **57** | **0** | **256** | **815** | **1071** | **1628** | **65.79 %** |

## Howell Public Schools Sinking Fund Millage Proposal

| Precinct | Yes | No | Cast Votes | Undervotes | Overvotes | Absentee Voting Ballots Cast | Election Day Voting Ballots Cast | Total Ballots Cast | Registered Voters | Turnout Percentage |
|---|---|---|---|---|---|---|---|---|---|---|
| City of Howell, Precinct 1 | 674 | 652 | 1326 | 86 | 0 | 416 | 996 | 1412 | 2355 | 59.96 % |
| City of Howell, Precinct 2 | 601 | 416 | 1017 | 62 | 0 | 224 | 855 | 1079 | 2136 | 50.51 % |
| City of Howell, Precinct 3 | 749 | 716 | 1465 | 87 | 0 | 431 | 1121 | 1552 | 2491 | 62.30 % |
| Brighton Charter Township, Precinct 2 | 388 | 491 | 879 | 77 | 0 | 340 | 616 | 956 | 1527 | 62.61 % |
| Cohoctah Township, Precinct 1 - HOW | 304 | 459 | 763 | 38 | 0 | 0 | 801 | 801 | 1233 | 64.96 % |
| Deerfield Township, Precinct 2 - HOW | 202 | 309 | 511 | 26 | 1 | 185 | 353 | 538 | 842 | 63.90 % |
| Genoa Charter Township, Precinct 1 | 699 | 463 | 1162 | 59 | 1 | 366 | 856 | 1222 | 1933 | 63.22 % |
| Genoa Charter Township, Precinct 2 | 242 | 239 | 481 | 32 | 0 | 125 | 388 | 513 | 930 | 55.16 % |
| Genoa Charter Township, Precinct 3 | 540 | 522 | 1062 | 86 | 0 | 443 | 705 | 1148 | 1875 | 61.23 % |
| Genoa Charter Township, Precinct 5 | 250 | 405 | 655 | 38 | 0 | 214 | 479 | 693 | 980 | 70.71 % |
| Genoa Charter Township, Precinct 9 | 448 | 482 | 930 | 65 | 0 | 403 | 592 | 995 | 1530 | 65.03 % |
| Genoa Charter Township, Precinct 10 | 472 | 540 | 1012 | 54 | 0 | 420 | 646 | 1066 | 1558 | 68.42 % |
| Genoa Charter Township, Precinct 13 | 227 | 187 | 414 | 49 | 0 | 188 | 275 | 463 | 761 | 60.84 % |
| Handy Township, Precinct 1 - HOW | 1 | 6 | 7 | 0 | 0 | 1 | 6 | 7 | 10 | 70.00 % |
| Howell Township, Precinct 1 - HOW | 501 | 514 | 1015 | 55 | 0 | 356 | 714 | 1070 | 1646 | 65.01 % |
| Howell Township, Precinct 2 | 629 | 643 | 1272 | 66 | 2 | 378 | 962 | 1340 | 1992 | 67.27 % |

## Howell Public Schools Sinking Fund Millage Proposal

| Precinct | Yes | No | Cast Votes | Undervotes | Overvotes | Absentee Voting Ballots Cast | Election Day Voting Ballots Cast | Total Ballots Cast | Registered Voters | Turnout Percentage |
|---|---|---|---|---|---|---|---|---|---|---|
| Howell Township, Precinct 3 - HOW | 444 | 508 | 952 | 60 | 0 | 297 | 715 | 1012 | 1718 | 58.91 % |
| Iosco Township, Precinct 2 - HOW | 151 | 193 | 344 | 13 | 1 | 0 | 358 | 358 | 547 | 65.45 % |
| Marion Township, Precinct 1 | 669 | 774 | 1443 | 70 | 0 | 507 | 1006 | 1513 | 2199 | 68.80 % |
| Marion Township, Precinct 2 | 851 | 770 | 1621 | 63 | 0 | 594 | 1090 | 1684 | 2393 | 70.37 % |
| Marion Township, Precinct 3 | 560 | 505 | 1065 | 44 | 0 | 446 | 663 | 1109 | 1546 | 71.73 % |
| Marion Township, Precinct 4 - HOW | 643 | 815 | 1458 | 76 | 0 | 557 | 977 | 1534 | 2168 | 70.76 % |
| Oceola Township, Precinct 1 | 775 | 648 | 1423 | 82 | 3 | 534 | 974 | 1508 | 2289 | 65.88 % |
| Oceola Township, Precinct 2 | 862 | 721 | 1583 | 70 | 3 | 532 | 1124 | 1656 | 2499 | 66.27 % |
| Oceola Township, Precinct 3 | 894 | 826 | 1720 | 82 | 1 | 550 | 1253 | 1803 | 2758 | 65.37 % |
| Oceola Township, Precinct 5 | 450 | 393 | 843 | 40 | 0 | 422 | 461 | 883 | 1189 | 74.26 % |
| Putnam Township, Precinct 2 - HOW | 33 | 90 | 123 | 9 | 0 | 53 | 79 | 132 | 209 | 63.16 % |
| **Totals** | **13259** | **13287** | **26546** | **1489** | **12** | **8982** | **19065** | **28047** | **43314** | **64.75 %** |

| | Columbus Township precinct 1 | Pentland Township Precinct 1A | McMillan Township Precinct 1A | Lakefield Township Precinct 1A | LUCE COUNTY TOTALS |
|---|---|---|---|---|---|
| *# OF REGISTERED VOTERS* | *177* | *1141* | *2035* | *931* | 4284 |
| **Governor and Lieutenant Governor** | # of votes | # of votes | # of votes | # of votes | |
| Vote for 1 | | | | | |
| *Republican* | | | | | |
| Bill Schuette | 71 | 403 | 597 | 398 | **1469** |
| Lisa Poshtumus Lyons | | | | | |
| *Democrat* | | | | | |
| Gretchen Whitmer | 26 | 242 | 398 | 185 | **851** |
| Garlin D. Gilchrist II | | | | | |
| *Libertarian* | | | | | |
| Bill Gelineau | 2 | 8 | 16 | 5 | **31** |
| Angelique Chaiser Thomas | | | | | |
| *U.S. Taxpayers* | | | | | |
| Todd Schleiger | 2 | 9 | 13 | 3 | **27** |
| Earl P. Lackie | | | | | |
| *Green* | | | | | |
| Jennifer V. Kurland | 0 | 1 | 9 | 3 | **13** |
| Charin H. Davenport | | | | | |
| *Natural Law* | | | | | |
| Keith Butkovich | 1 | 7 | 12 | 9 | **29** |
| Raymond Warner | | | | | |
| Write-In | 0 | 0 | 0 | 0 | **0** |
| | **102** | **670** | **1045** | **603** | **2420** |
| **Secretary of State** | | | | | |
| Vote for 1 | | | | | |
| *Republican* | | | | | |
| Mary Treder Lang | 70 | 412 | 614 | 414 | **1510** |
| *Democrat* | | | | | |
| Jocelyn Benson | 24 | 212 | 341 | 155 | **732** |
| *Libertarian* | | | | | |
| Gregory Scott Stempfle | 3 | 12 | 36 | 11 | **62** |
| *U.S. Taxpayers* | | | | | |
| Robert Gale | 3 | 12 | 26 | 11 | **52** |
| Write-In | 0 | 0 | 0 | 0 | **0** |
| | **100** | **648** | **1017** | **591** | **2356** |
| **Attorney General** | | | | | |
| Vote for 1 | | | | | |
| *Republican* | | | | | |
| Tom Leonard | 70 | 418 | 625 | 427 | **1540** |
| *Democrat* | | | | | |
| Dana Nessel | 20 | 198 | 304 | 136 | **658** |
| *Libertarian* | | | | | |
| Lisa Lane Gioia | 5 | 11 | 30 | 11 | **57** |
| *U.S. Taxpayers* | | | | | |
| Gerald T. Van Sickle | 1 | 8 | 17 | 8 | **34** |
| *No Party Affiliation* | | | | | |
| Chris Graveline | 3 | 10 | 33 | 9 | **55** |
| Write-In | 0 | 0 | 0 | 0 | **0** |
| | **99** | **645** | **1009** | **591** | **2344** |

| United Sates Senator | Columbus | Pentland | McMillan | Lakefield | Totals |
|---|---|---|---|---|---|
| Vote for 1 | | | | | |
| *Republican* | | | | | |
| John James | 72 | 423 | 625 | 404 | **1524** |
| *Democrat* | | | | | |
| Debbie Stabenow | 28 | 228 | 374 | 181 | **811** |
| *U.S. Taxpayers* | | | | | |
| George E. Huffman III | 0 | 6 | 16 | 3 | **25** |
| *Green* | | | | | |
| Marcia Squier | 2 | 3 | 13 | 5 | **23** |
| *Natural Law* | | | | | |
| John Howard Wilhelm | 0 | 3 | 12 | 4 | **19** |
| Write-In | 0 | 0 | 0 | 0 | **0** |
| | **102** | **663** | **1040** | **597** | **2402** |

| Representative In Congress 1st District | | | | | |
|---|---|---|---|---|---|
| Vote for 1 | | | | | |
| *Republican* | | | | | |
| Jack Bergman | 79 | 422 | 633 | 420 | **1554** |
| *Democrat* | | | | | |
| Matthew W. Morgan | 25 | 231 | 387 | 172 | **815** |
| Write-In | 0 | 0 | 0 | 0 | **0** |
| | **104** | **653** | **1020** | **592** | **2369** |

| State Senator 37th District | | | | | |
|---|---|---|---|---|---|
| Vote for 1 | | | | | |
| *Republican* | | | | | |
| Wayne Schmidt | 81 | 447 | 677 | 428 | **1633** |
| *Democrat* | | | | | |
| Jim Page | 20 | 197 | 337 | 155 | **709** |
| Write-In | 0 | 0 | 0 | 0 | **0** |
| | **101** | **644** | **1014** | **583** | **2342** |

| Representative In State Legislature 109th District | | | | | |
|---|---|---|---|---|---|
| Vote for 1 | | | | | |
| *Republican* | | | | | |
| Melody Wagner | 69 | 414 | 620 | 416 | **1519** |
| *Democrat* | | | | | |
| Sara Cambensy | 31 | 236 | 392 | 170 | **829** |
| Write-In | 0 | 0 | 0 | 0 | **0** |
| | **100** | **650** | **1012** | **586** | **2348** |

| Member of the State Board of Education | | | | | |
|---|---|---|---|---|---|
| Vote for 2 | | | | | |
| *Republican* | | | | | |
| Tami Carlone | 57 | 351 | 508 | 332 | **1248** |
| Richard Zeile | 50 | 313 | 447 | 311 | **1121** |
| *Democrat* | | | | | |
| Judith P. Pritchett | 22 | 176 | 273 | 130 | **601** |
| Tiffany Tilley | 14 | 173 | 254 | 117 | **558** |
| *Libertarian* | | | | | |
| Scotty Boman | 6 | 17 | 30 | 16 | **69** |
| John J. Tatar | 5 | 9 | 29 | 12 | **55** |
| *U.S. Taxpayers* | | | | | |
| Karen Adams | 2 | 12 | 26 | 12 | **52** |
| Douglas Levesque | 1 | 4 | 11 | 7 | **23** |
| *Green* | | | | | |
| Sherry A. Wells | 1 | 4 | 22 | 10 | **37** |
| *Working Class* | | | | | |
| Mary Anne Hering | 4 | 25 | 38 | 16 | **83** |
| Logan R. Smith | 3 | 21 | 43 | 16 | **83** |
| Write-In | 0 | 0 | 0 | 0 | **0** |
| | **165** | **1105** | **1681** | **979** | **3930** |

| Regent of the University of Michigan | Columbus | Pentland | McMillan | Lakefield | Total |
|---|---|---|---|---|---|
| Vote for 2 | | | | | |
| *Republican* | | | | | |
| Andrea Fischer Newman | 56 | 338 | 489 | 347 | **1230** |
| Andrew Richner | 48 | 326 | 460 | 301 | **1135** |
| *Democrat* | | | | | |
| Jordan Acker | 16 | 172 | 254 | 116 | **558** |
| Paul Brown | 19 | 172 | 250 | 119 | **560** |
| *Libertarian* | | | | | |
| James Lewis Hudler | 8 | 11 | 30 | 9 | **58** |
| John Jascob | 6 | 12 | 28 | 12 | **58** |
| *U.S. Taxpayers* | | | | | |
| Joe Sanger | 4 | 17 | 30 | 15 | **66** |
| Crystal Van Sickle | 3 | 20 | 34 | 17 | **74** |
| *Green* | | | | | |
| Kevin Graves | 0 | 13 | 18 | 6 | **37** |
| *Natural Law* | | | | | |
| Marge Katchmark Sallows | 0 | 3 | 19 | 7 | **29** |
| Write-In | 0 | 0 | 0 | 0 | **0** |
| | **160** | **1084** | **1612** | **949** | **3805** |

| Trustee of Michigan State University | | | | | |
|---|---|---|---|---|---|
| Vote for 2 | | | | | |
| *Republican* | | | | | |
| Dave Dutch | 53 | 341 | 474 | 314 | **1182** |
| Mike Miller | 52 | 325 | 471 | 317 | **1165** |
| *Democrat* | | | | | |
| Brianna T. Scott | 20 | 179 | 266 | 128 | **593** |
| Kelly Charron Tebay | 15 | 159 | 233 | 117 | **524** |
| *Libertarian* | | | | | |
| Bruce Campbell | 5 | 13 | 32 | 11 | **61** |
| Tim Orzechowski | 6 | 14 | 23 | 9 | **52** |
| *U.S.Taxpayers* | | | | | |
| Janet M. Sanger | 2 | 17 | 37 | 17 | **73** |
| John Paul Sanger | 2 | 18 | 22 | 11 | **53** |
| *Green* | | | | | |
| Aaron Mariasy | 2 | 7 | 20 | 8 | **37** |
| *Natural Law* | | | | | |
| Bridgette R. Abraham-Guzman | 2 | 9 | 18 | 7 | **36** |
| Write-In | 0 | 0 | 0 | 0 | **0** |
| | **159** | **1082** | **1596** | **939** | **3776** |

| Governor of Wayne State University | | | | | |
|---|---|---|---|---|---|
| Vote for 2 | | | | | |
| *Republican* | | | | | |
| Diane Dunaskiss | 54 | 349 | 484 | 318 | **1205** |
| David Nicholson | 54 | 322 | 458 | 312 | **1146** |
| *Democrat* | | | | | |
| Bryan C. Barnhill | 21 | 173 | 265 | 121 | **580** |
| Anil Kumar | 12 | 153 | 232 | 113 | **510** |
| *Libertarian* | | | | | |
| Jon Elgas | 6 | 17 | 25 | 14 | **62** |
| John T. Hargenrader | 5 | 10 | 25 | 7 | **47** |
| *U.S. Taxpayers* | | | | | |
| Christine C. Schwartz | 4 | 20 | 50 | 31 | **105** |
| Marc Joseph Sosnowski | 2 | 14 | 30 | 14 | **60** |
| Write-In | 0 | 0 | 0 | 0 | **0** |
| | **158** | **1058** | **1569** | **930** | **3715** |

| County Commissioner 1st District | Columbus | Pentland | McMillan | Lakefield | Total |
|---|---|---|---|---|---|
| Vote for 1 | | | | | |
| *Republican* | | | | | |
| Nancy Morrison | | | 274 | | **274** |
| Write-In | | | 0 | | **0** |
| | | | **274** | | **274** |
| **County Commissioner 2nd District** | | | | | |
| Vote for 1 | | | | | |
| *Republican* | | | | | |
| Michelle Clark | | | 360 | | **360** |
| Write-In | | | 0 | | **0** |
| | | | **360** | | **360** |
| **County Commissioner 3rd District** | | | | | |
| Vote for 1 | | | | | |
| Write-In Kevin Erickson | | 17 | 28 | | **45** |
| | | **17** | **28** | | **45** |
| **County Commissioner 4th District** | | | | | |
| Vote for 1 | | | | | |
| *Republican* | | | | | |
| William Henry | | 374 | | 34 | **408** |
| Write-In | | 0 | | 0 | **0** |
| | | **374** | | **34** | **408** |
| **County Commissioner 5th District** | | | | | |
| Vote for 1 | | | | | |
| *Republican* | | | | | |
| Phyllis M. French | 90 | | | 401 | **491** |
| Write-In | 0 | | | 0 | **0** |
| | **90** | | | **401** | **491** |
| **Columbus Township Trustee Partial Term** | | | | | |
| Vote for 1 | | | | | |
| *Republican* | | | | | |
| Emerson O. Smith | 91 | | | | **91** |
| Write-In | 0 | | | | **0** |
| | **91** | | | | **91** |
| **Justice of Supreme Court** | | | | | |
| Vote for 2 | | | | | |
| Samuel Bagenstos | 22 | 73 | 94 | 35 | **224** |
| Megan Kathleen Cavanagh | 33 | 187 | 230 | 203 | **653** |
| Elizabeth T. Clement | 41 | 271 | 540 | 328 | **1180** |
| Doug Dern | 7 | 76 | 90 | 34 | **207** |
| Kerry Lee Morgan | 5 | 80 | 106 | 38 | **229** |
| Kurtis T. Wilder | 36 | 267 | 356 | 235 | **894** |
| Write-In | 0 | 0 | 0 | 0 | **0** |
| | **144** | **954** | **1416** | **873** | **3387** |

| Judge of Court of Appeals 4th District | Columbus | Pentland | McMillan | Lakefield | Total |
|---|---|---|---|---|---|
| Vote for 1 | | | | | |
| Stephen L. Borrello | 80 | 458 | 710 | 404 | **1652** |
| Write-In | 0 | 0 | 0 | 0 | **0** |
| | **80** | **458** | **710** | **404** | **1652** |

| Judge of Court of Appeals 4th District Partial Term | | | | | |
|---|---|---|---|---|---|
| Vote for 1 | | | | | |
| Brock A. Swartzle | 80 | 441 | 703 | 400 | **1624** |
| Write-In | 0 | 0 | 0 | 0 | **0** |
| | **80** | **441** | **703** | **400** | **1624** |

| Judge of Probate District Court 6th District | | | | | |
|---|---|---|---|---|---|
| Vote for 1 | | | | | |
| Clayton Graham | 84 | 482 | 768 | 406 | **1740** |
| Write-In | 0 | 0 | 0 | 0 | **0** |
| | **84** | **482** | **768** | **406** | **1740** |

| President Village of Newberry | | | | | |
|---|---|---|---|---|---|
| Vote for 1 | | | | | |
| John L. Dewitt III | | | 231 | | **231** |
| Lori A. Stokes | | | 350 | | **350** |
| Write-In | | | 0 | | **0** |
| | | | **581** | | **581** |

| Clerk Village of Newberry | | | | | |
|---|---|---|---|---|---|
| Vote for 1 | | | | | |
| Write-In Terese Schummer | | | 32 | | **32** |
| | | | **32** | | **32** |

| Treasurer Village of Newberry | | | | | |
|---|---|---|---|---|---|
| Vote for 1 | | | | | |
| Charles Medelis | | | 380 | | **380** |
| Write-In | | | 0 | | **0** |
| | | | **380** | | **380** |

| Trustee Village of Newberry | | | | | |
|---|---|---|---|---|---|
| Vote for 3 | | | | | |
| Harold Dishaw | | | 298 | | **298** |
| Catherine Freese | | | 201 | | **201** |
| Daniel Hardenbrook | | | 303 | | **303** |
| Dennis Hendrickson | | | 271 | | **271** |
| Paula Mamph | | | 135 | | **135** |
| Write-In | | | 0 | | **0** |
| | | | **1208** | | **1208** |

| Board Member Tahquamenon Area School | | | | | | Seney Portage Hulbert | Total |
|---|---|---|---|---|---|---|---|
| Vote for 3 | | | | | | | |
| Stuart McTiver | 61 | 432 | 641 | 340 | **1474** | **365** | **1839** |
| Jeffrey Puckett | 70 | 470 | 741 | 389 | **1670** | **434** | **2104** |
| Brian Rahilly | 62 | 454 | 684 | 360 | **1560** | **430** | **1990** |
| Write-In | 0 | 0 | 0 | 0 | **0** | **0** | **0** |
| | **193** | **1356** | **2066** | **1089** | **4704** | | **4704** |

| Board Member Tahquamenon Area School Partial Term | | | | | | | | |
|---|---|---|---|---|---|---|---|---|
| Vote for 1 | | Columbus | Pentland | McMillan | Lakefield | Total | | |
| Write-In Anthony Salter | | 6 | 19 | 23 | 12 | **60** | **9** | **69** |
| Write-In Jonathan Brown | | 5 | 20 | 16 | 18 | **59** | **13** | **72** |
| Write-In Charles Mesloh | | 0 | 1 | 4 | 0 | **5** | **3** | **8** |
| | | **11** | **40** | **43** | **30** | **124** | | |
| **Proposals** | | | | | | | | |
| Proposal 18-1 | Yes | 41 | 295 | 586 | 239 | **1161** | | |
| | No | 61 | 376 | 482 | 364 | **1283** | | |
| Proposal 18-2 | Yes | 36 | 310 | 523 | 281 | **1150** | | |
| | No | 65 | 341 | 501 | 311 | **1218** | | |
| Proposal 18-3 | Yes | 38 | 359 | 613 | 292 | **1302** | | |
| | No | 62 | 287 | 421 | 294 | **1064** | | |
| Proposition A | Yes | 63 | 460 | 676 | 373 | **1572** | | |
| (Sheriff Millage) | No | 38 | 201 | 362 | 218 | **819** | Seney Portage Hulbert | Total |
| Proposition B | Yes | 44 | 383 | 615 | 275 | **1317** | | |
| (Child Care) | No | 58 | 267 | 414 | 309 | **1048** | | |
| 1. Bond Proposal | Yes | 28 | 310 | 473 | 195 | **1006** | **229** | **1235** |
| (School) | No | 74 | 353 | 579 | 403 | **1409** | **445** | **1854** |
| 2. Bond Proposal | Yes | 23 | 284 | 440 | 168 | **915** | **195** | **1110** |
| (School) | No | 79 | 381 | 611 | 432 | **1503** | **479** | **1982** |
| EUP School | Yes | 52 | 426 | 670 | 313 | **1461** | | |
| | No | 49 | 234 | 367 | 270 | **920** | | |
| | | | | | | | | |
| **# of Reg. voters** | | **177** | **1141** | **2035** | **931** | **4284** | | |
| **# of votes cast** | | **106** | **679** | **1088** | **613** | **2486** | | |
| **%** | | **59.89%** | **59.51%** | **53.46%** | **65.84%** | **58.03%** | | |

**School Results for Seney, Portage, Hulbert Townships**

| | | Seney Township | Portage Township | Hulbert Township | TOTALS |
|---|---|---|---|---|---|
| | # OF REGISTERED VOTERS | 95 | 723 | 154 | 972 |
| Board Member Tahquamenon Area School | | # of votes | # of votes | # of votes | |
| Vote for 3 | | | | | |
| Stuart McTiver | | 23 | 286 | 56 | **365** |
| Jeffrey Puckett | | 37 | 341 | 56 | **434** |
| Brian Rahilly | | 31 | 335 | 64 | **430** |
| Write-In | | 0 | 0 | 0 | **0** |
| | | **91** | **962** | **176** | |
| Board Member Tahquamenon Area School Partial Term | | | | | |
| Vote for 1 | | | | | |
| Write-In Anthony Salter | | 0 | 2 | 7 | **9** |
| Write-In Jonathan Brown | | 0 | 4 | 9 | **13** |
| Write-In Charles Mesloh | | 0 | 0 | 3 | **3** |
| **Proposals** | | | | | |
| 1. Bond Proposal (School) | Yes | 21 | 170 | 38 | **229** |
| | No | 41 | 358 | 46 | **445** |
| | | **62** | **528** | **84** | |
| 2. Bond Proposal (School) | Yes | 17 | 142 | 36 | **195** |
| | No | 45 | 385 | 49 | **479** |
| | | **62** | **527** | **85** | |

# Statement of Votes Cast

General Election

Mackinac County, Michigan

November 06, 2018

SOVC for: All Contests, All Districts, All Counting Groups

| Precinct | Registered Voters | Cards Cast | Voters Cast | % Turnout |
|---|---|---|---|---|
| **County** | | | | |
| **Mackinac County Michigan** | | | | |
| City of Mackinac Island, Precinct 1 | 773 | 414 | 414 | 53.56% |
| City of St. Ignace, Precinct 1 | 2,139 | 1,058 | 1058 | 49.46% |
| Bois Blanc Township, Precinct 1 | 111 | 83 | 83 | 74.77% |
| Brevort Township, Precinct 1 | 455 | 272 | 272 | 59.78% |
| Clark Township, Precinct 1 | 1,715 | 1,113 | 1113 | 64.90% |
| Garfield Township, Precinct 1 | 459 | 265 | 265 | 57.73% |
| Garfield Township, Precinct 2 | 442 | 317 | 317 | 71.72% |
| Hendricks Township, Precinct 1 | 111 | 70 | 70 | 63.06% |
| Hudson Township, Precinct 1 | 166 | 106 | 106 | 63.86% |
| Marquette Township, Precinct 1 | 500 | 335 | 335 | 67.00% |
| Moran Township, Precinct 1 | 921 | 592 | 592 | 64.28% |
| Newton Township, Precinct 1 | 377 | 227 | 227 | 60.21% |
| Portage Township, Precinct 1 | 756 | 566 | 566 | 74.87% |
| St. Ignace Township, Precinct 1 | 650 | 392 | 392 | 60.31% |
| CHIPPEWA Raber Twp P1 | 0 | 0 | 0 | N/A |
| Mackinac County Michigan - Total | 9,575 | 5,810 | 5,810 | 60.68% |
| County - Total | 9,575 | 5,810 | 5,810 | 60.68% |

# Governor/Lieut Gov (Vote for 1)

| Precinct | Times Cast | Registered Voters | Bill Schuette (REP) | Gretchen Whitmer (DEM) |
|---|---|---|---|---|
| **County** | | | | |
| **Mackinac County Michigan** | | | | |
| City of Mackinac Island, Precinct 1 | 414 | 773 | 183 | 217 |
| City of St. Ignace, Precinct 1 | 1,058 | 2,139 | 460 | 536 |
| Bois Blanc Township, Precinct 1 | 83 | 111 | 38 | 39 |
| Brevort Township, Precinct 1 | 272 | 455 | 161 | 100 |
| Clark Township, Precinct 1 | 1,113 | 1,715 | 643 | 427 |
| Garfield Township, Precinct 1 | 265 | 459 | 201 | 51 |
| Garfield Township, Precinct 2 | 317 | 442 | 217 | 84 |
| Hendricks Township, Precinct 1 | 70 | 111 | 51 | 15 |
| Hudson Township, Precinct 1 | 106 | 166 | 63 | 39 |
| Marquette Township, Precinct 1 | 335 | 500 | 216 | 115 |
| Moran Township, Precinct 1 | 592 | 921 | 309 | 267 |
| Newton Township, Precinct 1 | 227 | 377 | 138 | 80 |
| Portage Township, Precinct 1 | 566 | 756 | 345 | 197 |
| St. Ignace Township, Precinct 1 | 392 | 650 | 204 | 178 |
| Mackinac County Michigan - Total | 5,810 | 9,575 | 3,229 | 2,345 |
| **Cumulative** | | | | |
| Cumulative | 0 | 0 | 0 | 0 |
| Cumulative - Total | 0 | 0 | 0 | 0 |
| County - Total | 5,810 | 9,575 | 3,229 | 2,345 |

| Precinct | Bill Gelineau (LIB) | Todd Schleiger (UST) | Jennifer V. Kurland (GRN) | Keith Butkovich (NLP) | Total Votes | Evan Space Qualified Write In | William Cobbs Qualified Write In |
|---|---|---|---|---|---|---|---|
| **County** | | | | | | | |
| **Mackinac County Michigan** | | | | | | | |
| City of Mackinac Island, Precinct 1 | 2 | 0 | 2 | 0 | 404 | 0 | 0 |
| City of St. Ignace, Precinct 1 | 9 | 12 | 8 | 7 | 1,032 | 0 | 0 |
| Bois Blanc Township, Precinct 1 | 1 | 0 | 0 | 1 | 79 | 0 | 0 |
| Brevort Township, Precinct 1 | 2 | 1 | 1 | 1 | 266 | 0 | 0 |
| Clark Township, Precinct 1 | 18 | 5 | 2 | 6 | 1,101 | 0 | 0 |
| Garfield Township, Precinct 1 | 0 | 1 | 2 | 5 | 260 | 0 | 0 |
| Garfield Township, Precinct 2 | 3 | 2 | 0 | 3 | 309 | 0 | 0 |
| Hendricks Township, Precinct 1 | 0 | 1 | 0 | 2 | 69 | 0 | 0 |
| Hudson Township, Precinct 1 | 0 | 0 | 1 | 1 | 104 | 0 | 0 |
| Marquette Township, Precinct 1 | 1 | 1 | 0 | 0 | 333 | 0 | 0 |
| Moran Township, Precinct 1 | 3 | 5 | 0 | 4 | 588 | 0 | 0 |
| Newton Township, Precinct 1 | 4 | 2 | 0 | 2 | 226 | 0 | 0 |
| Portage Township, Precinct 1 | 3 | 5 | 5 | 4 | 559 | 0 | 0 |
| St. Ignace Township, Precinct 1 | 1 | 3 | 0 | 0 | 386 | 0 | 0 |
| Mackinac County Michigan - Total | 47 | 38 | 21 | 36 | 5,716 | 0 | 0 |
| **Cumulative** | | | | | | | |
| Cumulative | 0 | 0 | 0 | 0 | 0 | 0 | 0 |
| Cumulative - Total | 0 | 0 | 0 | 0 | 0 | 0 | 0 |
| County - Total | 47 | 38 | 21 | 36 | 5,716 | 0 | 0 |

| Precinct | Angelo Scott Brown Qualified Write In | Patrick O'Neal Burney Qualified Write In | Raymond A. Hall Qualified Write In | Lance Herman Qualified Write In | Larry James Hutchinson, Jr. Qualified Write In | Henry Joseph Lester Qualified Write In | Clyde Lynch Qualified Write In |
|---|---|---|---|---|---|---|---|
| **County** | | | | | | | |
| **Mackinac County Michigan** | | | | | | | |
| City of Mackinac Island, Precinct 1 | 0 | 0 | 0 | 0 | 0 | 0 | 0 |
| City of St. Ignace, Precinct 1 | 0 | 0 | 0 | 0 | 0 | 0 | 0 |
| Bois Blanc Township, Precinct 1 | 0 | 0 | 0 | 0 | 0 | 0 | 0 |
| Brevort Township, Precinct 1 | 0 | 0 | 0 | 0 | 0 | 0 | 0 |
| Clark Township, Precinct 1 | 0 | 0 | 0 | 0 | 0 | 0 | 0 |
| Garfield Township, Precinct 1 | 0 | 0 | 0 | 0 | 0 | 0 | 0 |
| Garfield Township, Precinct 2 | 0 | 0 | 0 | 0 | 0 | 0 | 0 |
| Hendricks Township, Precinct 1 | 0 | 0 | 0 | 0 | 0 | 0 | 0 |
| Hudson Township, Precinct 1 | 0 | 0 | 0 | 0 | 0 | 0 | 0 |
| Marquette Township, Precinct 1 | 0 | 0 | 0 | 0 | 0 | 0 | 0 |
| Moran Township, Precinct 1 | 0 | 0 | 0 | 0 | 0 | 0 | 0 |
| Newton Township, Precinct 1 | 0 | 0 | 0 | 0 | 0 | 0 | 0 |
| Portage Township, Precinct 1 | 0 | 0 | 0 | 0 | 0 | 0 | 0 |
| St. Ignace Township, Precinct 1 | 0 | 0 | 0 | 0 | 0 | 0 | 0 |
| Mackinac County Michigan - Total | 0 | 0 | 0 | 0 | 0 | 0 | 0 |
| **Cumulative** | | | | | | | |
| Cumulative | 0 | 0 | 0 | 0 | 0 | 0 | 0 |
| Cumulative - Total | 0 | 0 | 0 | 0 | 0 | 0 | 0 |
| County - Total | 0 | 0 | 0 | 0 | 0 | 0 | 0 |

| Precinct | Chaneika Ranell Penny Qualified Write In | Francis L. Rowley Qualified Write In | Robin Lee Sanders Qualified Write In | John Arthur Williams Qualified Write In | Unresolved Write-In |
|---|---|---|---|---|---|
| **County** | | | | | |
| **Mackinac County Michigan** | | | | | |
| City of Mackinac Island, Precinct 1 | 0 | 0 | 0 | 0 | 0 |
| City of St. Ignace, Precinct 1 | 0 | 0 | 0 | 0 | 2 |
| Bois Blanc Township, Precinct 1 | 0 | 0 | 0 | 0 | 0 |
| Brevort Township, Precinct 1 | 0 | 0 | 0 | 0 | 1 |
| Clark Township, Precinct 1 | 0 | 0 | 0 | 0 | 3 |
| Garfield Township, Precinct 1 | 0 | 0 | 0 | 0 | 0 |
| Garfield Township, Precinct 2 | 0 | 0 | 0 | 0 | 0 |
| Hendricks Township, Precinct 1 | 0 | 0 | 0 | 0 | 0 |
| Hudson Township, Precinct 1 | 0 | 0 | 0 | 0 | 0 |
| Marquette Township, Precinct 1 | 0 | 0 | 0 | 0 | 0 |
| Moran Township, Precinct 1 | 0 | 0 | 0 | 0 | 0 |
| Newton Township, Precinct 1 | 0 | 0 | 0 | 0 | 0 |
| Portage Township, Precinct 1 | 0 | 0 | 0 | 0 | 1 |
| St. Ignace Township, Precinct 1 | 0 | 0 | 0 | 0 | 2 |
| Mackinac County Michigan - Total | 0 | 0 | 0 | 0 | 9 |
| **Cumulative** | | | | | |
| Cumulative | 0 | 0 | 0 | 0 | 0 |
| Cumulative - Total | 0 | 0 | 0 | 0 | 0 |
| County - Total | 0 | 0 | 0 | 0 | 9 |

# Secretary of State (Vote for 1)

| Precinct | Times Cast | Registered Voters | Mary Treder Lang (REP) | Jocelyn Benson (DEM) |
|---|---|---|---|---|
| **County** | | | | |
| **Mackinac County Michigan** | | | | |
| City of Mackinac Island, Precinct 1 | 414 | 773 | 177 | 193 |
| City of St. Ignace, Precinct 1 | 1,058 | 2,139 | 478 | 473 |
| Bois Blanc Township, Precinct 1 | 83 | 111 | 41 | 32 |
| Brevort Township, Precinct 1 | 272 | 455 | 160 | 87 |
| Clark Township, Precinct 1 | 1,113 | 1,715 | 642 | 400 |
| Garfield Township, Precinct 1 | 265 | 459 | 199 | 49 |
| Garfield Township, Precinct 2 | 317 | 442 | 222 | 77 |
| Hendricks Township, Precinct 1 | 70 | 111 | 55 | 12 |
| Hudson Township, Precinct 1 | 106 | 166 | 60 | 33 |
| Marquette Township, Precinct 1 | 335 | 500 | 224 | 99 |
| Moran Township, Precinct 1 | 592 | 921 | 302 | 261 |
| Newton Township, Precinct 1 | 227 | 377 | 144 | 70 |
| Portage Township, Precinct 1 | 566 | 756 | 353 | 183 |
| St. Ignace Township, Precinct 1 | 392 | 650 | 202 | 173 |
| Mackinac County Michigan - Total | 5,810 | 9,575 | 3,259 | 2,142 |
| **Cumulative** | | | | |
| Cumulative | 0 | 0 | 0 | 0 |
| Cumulative - Total | 0 | 0 | 0 | 0 |
| County - Total | 5,810 | 9,575 | 3,259 | 2,142 |

| Precinct | Gregory Scott Stempfle (LIB) | Robert Gale (UST) | Total Votes | Unresolved Write-In |
|---|---|---|---|---|
| **County** | | | | |
| **Mackinac County Michigan** | | | | |
| City of Mackinac Island, Precinct 1 | 3 | 18 | 391 | 0 |
| City of St. Ignace, Precinct 1 | 23 | 32 | 1,006 | 3 |
| Bois Blanc Township, Precinct 1 | 4 | 1 | 78 | 0 |
| Brevort Township, Precinct 1 | 4 | 5 | 256 | 1 |
| Clark Township, Precinct 1 | 23 | 12 | 1,077 | 1 |
| Garfield Township, Precinct 1 | 1 | 3 | 252 | 0 |
| Garfield Township, Precinct 2 | 5 | 4 | 308 | 0 |
| Hendricks Township, Precinct 1 | 1 | 0 | 68 | 1 |
| Hudson Township, Precinct 1 | 3 | 2 | 98 | 0 |
| Marquette Township, Precinct 1 | 2 | 5 | 330 | 1 |
| Moran Township, Precinct 1 | 4 | 9 | 576 | 0 |
| Newton Township, Precinct 1 | 2 | 4 | 220 | 1 |
| Portage Township, Precinct 1 | 7 | 8 | 551 | 0 |
| St. Ignace Township, Precinct 1 | 2 | 7 | 384 | 0 |
| Mackinac County Michigan - Total | 84 | 110 | 5,595 | 8 |
| **Cumulative** | | | | |
| Cumulative | 0 | 0 | 0 | 0 |
| Cumulative - Total | 0 | 0 | 0 | 0 |
| County - Total | 84 | 110 | 5,595 | 8 |

# Attorney General (Vote for 1)

| Precinct | Times Cast | Registered Voters | Tom Leonard (REP) | Dana Nessel (DEM) |
|---|---|---|---|---|
| **County** | | | | |
| **Mackinac County Michigan** | | | | |
| City of Mackinac Island, Precinct 1 | 414 | 773 | 196 | 179 |
| City of St. Ignace, Precinct 1 | 1,058 | 2,139 | 539 | 419 |
| Bois Blanc Township, Precinct 1 | 83 | 111 | 35 | 33 |
| Brevort Township, Precinct 1 | 272 | 455 | 158 | 85 |
| Clark Township, Precinct 1 | 1,113 | 1,715 | 658 | 364 |
| Garfield Township, Precinct 1 | 265 | 459 | 196 | 45 |
| Garfield Township, Precinct 2 | 317 | 442 | 231 | 64 |
| Hendricks Township, Precinct 1 | 70 | 111 | 52 | 12 |
| Hudson Township, Precinct 1 | 106 | 166 | 64 | 27 |
| Marquette Township, Precinct 1 | 335 | 500 | 226 | 94 |
| Moran Township, Precinct 1 | 592 | 921 | 315 | 230 |
| Newton Township, Precinct 1 | 227 | 377 | 141 | 62 |
| Portage Township, Precinct 1 | 566 | 756 | 355 | 160 |
| St. Ignace Township, Precinct 1 | 392 | 650 | 210 | 153 |
| Mackinac County Michigan - Total | 5,810 | 9,575 | 3,376 | 1,927 |
| **Cumulative** | | | | |
| Cumulative | 0 | 0 | 0 | 0 |
| Cumulative - Total | 0 | 0 | 0 | 0 |
| County - Total | 5,810 | 9,575 | 3,376 | 1,927 |

| Precinct | Lisa Lane Gioia (LIB) | Gerald T. Van Sickle (UST) | Chris Graveline | Total Votes | Unresolved Write-In |
|---|---|---|---|---|---|
| **County** | | | | | |
| **Mackinac County Michigan** | | | | | |
| City of Mackinac Island, Precinct 1 | 10 | 3 | 3 | 391 | 0 |
| City of St. Ignace, Precinct 1 | 15 | 18 | 19 | 1,010 | 2 |
| Bois Blanc Township, Precinct 1 | 2 | 0 | 6 | 76 | 0 |
| Brevort Township, Precinct 1 | 6 | 3 | 5 | 257 | 1 |
| Clark Township, Precinct 1 | 18 | 3 | 20 | 1,063 | 1 |
| Garfield Township, Precinct 1 | 3 | 0 | 4 | 248 | 0 |
| Garfield Township, Precinct 2 | 6 | 3 | 5 | 309 | 0 |
| Hendricks Township, Precinct 1 | 2 | 0 | 1 | 67 | 1 |
| Hudson Township, Precinct 1 | 3 | 2 | 1 | 97 | 0 |
| Marquette Township, Precinct 1 | 2 | 0 | 5 | 327 | 1 |
| Moran Township, Precinct 1 | 7 | 5 | 10 | 567 | 0 |
| Newton Township, Precinct 1 | 3 | 1 | 6 | 213 | 2 |
| Portage Township, Precinct 1 | 8 | 9 | 13 | 545 | 0 |
| St. Ignace Township, Precinct 1 | 5 | 5 | 6 | 379 | 1 |
| Mackinac County Michigan - Total | 90 | 52 | 104 | 5,549 | 9 |
| **Cumulative** | | | | | |
| Cumulative | 0 | 0 | 0 | 0 | 0 |
| Cumulative - Total | 0 | 0 | 0 | 0 | 0 |
| County - Total | 90 | 52 | 104 | 5,549 | 9 |

# US Senator (Vote for 1)

| Precinct | Times Cast | Registered Voters | John James (REP) | Debbie Stabenow (DEM) |
|---|---|---|---|---|
| **County** | | | | |
| **Mackinac County Michigan** | | | | |
| City of Mackinac Island, Precinct 1 | 414 | 773 | 182 | 213 |
| City of St. Ignace, Precinct 1 | 1,058 | 2,139 | 508 | 505 |
| Bois Blanc Township, Precinct 1 | 83 | 111 | 40 | 41 |
| Brevort Township, Precinct 1 | 272 | 455 | 162 | 101 |
| Clark Township, Precinct 1 | 1,113 | 1,715 | 643 | 447 |
| Garfield Township, Precinct 1 | 265 | 459 | 197 | 58 |
| Garfield Township, Precinct 2 | 317 | 442 | 220 | 89 |
| Hendricks Township, Precinct 1 | 70 | 111 | 56 | 12 |
| Hudson Township, Precinct 1 | 106 | 166 | 62 | 36 |
| Marquette Township, Precinct 1 | 335 | 500 | 215 | 112 |
| Moran Township, Precinct 1 | 592 | 921 | 314 | 263 |
| Newton Township, Precinct 1 | 227 | 377 | 140 | 79 |
| Portage Township, Precinct 1 | 566 | 756 | 351 | 198 |
| St. Ignace Township, Precinct 1 | 392 | 650 | 208 | 171 |
| Mackinac County Michigan - Total | 5,810 | 9,575 | 3,298 | 2,325 |
| **Cumulative** | | | | |
| Cumulative | 0 | 0 | 0 | 0 |
| Cumulative - Total | 0 | 0 | 0 | 0 |
| County - Total | 5,810 | 9,575 | 3,298 | 2,325 |

| Precinct | George E. Huffman III (UST) | Marcia Squier (GRN) | John Howard Wilhelm (NLP) | Total Votes | William F. White Qualified Write In | Tim Yow Qualified Write In | Tom Bagwell Qualified Write In |
|---|---|---|---|---|---|---|---|
| **County** | | | | | | | |
| **Mackinac County Michigan** | | | | | | | |
| City of Mackinac Island, Precinct 1 | 3 | 3 | 2 | 403 | 0 | 0 | 0 |
| City of St. Ignace, Precinct 1 | 10 | 11 | 3 | 1,037 | 0 | 0 | 0 |
| Bois Blanc Township, Precinct 1 | 0 | 0 | 0 | 81 | 0 | 0 | 0 |
| Brevort Township, Precinct 1 | 0 | 1 | 1 | 265 | 0 | 0 | 0 |
| Clark Township, Precinct 1 | 3 | 4 | 5 | 1,102 | 0 | 0 | 0 |
| Garfield Township, Precinct 1 | 1 | 1 | 3 | 260 | 0 | 0 | 0 |
| Garfield Township, Precinct 2 | 1 | 0 | 3 | 313 | 0 | 0 | 0 |
| Hendricks Township, Precinct 1 | 0 | 0 | 0 | 68 | 0 | 0 | 0 |
| Hudson Township, Precinct 1 | 2 | 0 | 0 | 100 | 0 | 0 | 0 |
| Marquette Township, Precinct 1 | 1 | 1 | 1 | 330 | 0 | 0 | 0 |
| Moran Township, Precinct 1 | 3 | 3 | 4 | 587 | 0 | 0 | 0 |
| Newton Township, Precinct 1 | 0 | 0 | 4 | 223 | 0 | 0 | 0 |
| Portage Township, Precinct 1 | 4 | 4 | 2 | 559 | 0 | 0 | 0 |
| St. Ignace Township, Precinct 1 | 2 | 3 | 1 | 385 | 0 | 0 | 0 |
| Mackinac County Michigan - Total | 30 | 31 | 29 | 5,713 | 0 | 0 | 0 |
| **Cumulative** | | | | | | | |
| Cumulative | 0 | 0 | 0 | 0 | 0 | 0 | 0 |
| Cumulative - Total | 0 | 0 | 0 | 0 | 0 | 0 | 0 |
| County - Total | 30 | 31 | 29 | 5,713 | 0 | 0 | 0 |

| Precinct | Valerie L. Willis Qualified Write In | Unresolved Write-In |
|---|---|---|
| **County** | | |
| **Mackinac County Michigan** | | |
| City of Mackinac Island, Precinct 1 | 0 | 0 |
| City of St. Ignace, Precinct 1 | 0 | 3 |
| Bois Blanc Township, Precinct 1 | 0 | 0 |
| Brevort Township, Precinct 1 | 0 | 1 |
| Clark Township, Precinct 1 | 0 | 0 |
| Garfield Township, Precinct 1 | 0 | 0 |
| Garfield Township, Precinct 2 | 0 | 0 |
| Hendricks Township, Precinct 1 | 0 | 1 |
| Hudson Township, Precinct 1 | 0 | 0 |
| Marquette Township, Precinct 1 | 0 | 1 |
| Moran Township, Precinct 1 | 0 | 0 |
| Newton Township, Precinct 1 | 0 | 0 |
| Portage Township, Precinct 1 | 0 | 0 |
| St. Ignace Township, Precinct 1 | 0 | 0 |
| Mackinac County Michigan - Total | 0 | 6 |
| **Cumulative** | | |
| Cumulative | 0 | 0 |
| Cumulative - Total | 0 | 0 |
| County - Total | 0 | 6 |

# Rep in Congress 1 (Vote for 1)

| Precinct | Times Cast | Registered Voters | Jack Bergman (REP) | Matthew W. Morgan (DEM) | Total Votes |
|---|---|---|---|---|---|
| **County** | | | | | |
| **Mackinac County Michigan** | | | | | |
| City of Mackinac Island, Precinct 1 | 414 | 773 | 211 | 180 | 391 |
| City of St. Ignace, Precinct 1 | 1,058 | 2,139 | 539 | 491 | 1,030 |
| Bois Blanc Township, Precinct 1 | 83 | 111 | 39 | 39 | 78 |
| Brevort Township, Precinct 1 | 272 | 455 | 168 | 94 | 262 |
| Clark Township, Precinct 1 | 1,113 | 1,715 | 679 | 417 | 1,096 |
| Garfield Township, Precinct 1 | 265 | 459 | 205 | 53 | 258 |
| Garfield Township, Precinct 2 | 317 | 442 | 228 | 85 | 313 |
| Hendricks Township, Precinct 1 | 70 | 111 | 54 | 15 | 69 |
| Hudson Township, Precinct 1 | 106 | 166 | 65 | 35 | 100 |
| Marquette Township, Precinct 1 | 335 | 500 | 225 | 99 | 324 |
| Moran Township, Precinct 1 | 592 | 921 | 333 | 248 | 581 |
| Newton Township, Precinct 1 | 227 | 377 | 148 | 75 | 223 |
| Portage Township, Precinct 1 | 566 | 756 | 364 | 191 | 555 |
| St. Ignace Township, Precinct 1 | 392 | 650 | 218 | 163 | 381 |
| Mackinac County Michigan - Total | 5,810 | 9,575 | 3,476 | 2,185 | 5,661 |
| **Cumulative** | | | | | |
| Cumulative | 0 | 0 | 0 | 0 | 0 |
| Cumulative - Total | 0 | 0 | 0 | 0 | 0 |
| County - Total | 5,810 | 9,575 | 3,476 | 2,185 | 5,661 |

| Precinct | Unresolved Write-In |
|---|---|
| **County** | |
| **Mackinac County Michigan** | |
| City of Mackinac Island, Precinct 1 | 0 |
| City of St. Ignace, Precinct 1 | 4 |
| Bois Blanc Township, Precinct 1 | 0 |
| Brevort Township, Precinct 1 | 2 |
| Clark Township, Precinct 1 | 3 |
| Garfield Township, Precinct 1 | 0 |
| Garfield Township, Precinct 2 | 0 |
| Hendricks Township, Precinct 1 | 1 |
| Hudson Township, Precinct 1 | 0 |
| Marquette Township, Precinct 1 | 1 |
| Moran Township, Precinct 1 | 0 |
| Newton Township, Precinct 1 | 0 |
| Portage Township, Precinct 1 | 0 |
| St. Ignace Township, Precinct 1 | 2 |
| Mackinac County Michigan - Total | 13 |
| **Cumulative** | |
| Cumulative | 0 |
| Cumulative - Total | 0 |
| County - Total | 13 |

# St Senator 37 (Vote for 1)

| Precinct | Times Cast | Registered Voters |
|---|---|---|
| **County** | | |
| **Mackinac County Michigan** | | |
| City of Mackinac Island, Precinct 1 | 414 | 773 |
| City of St. Ignace, Precinct 1 | 1,058 | 2,139 |
| Bois Blanc Township, Precinct 1 | 83 | 111 |
| Brevort Township, Precinct 1 | 272 | 455 |
| Clark Township, Precinct 1 | 1,113 | 1,715 |
| Garfield Township, Precinct 1 | 265 | 459 |
| Garfield Township, Precinct 2 | 317 | 442 |
| Hendricks Township, Precinct 1 | 70 | 111 |
| Hudson Township, Precinct 1 | 106 | 166 |
| Marquette Township, Precinct 1 | 335 | 500 |
| Moran Township, Precinct 1 | 592 | 921 |
| Newton Township, Precinct 1 | 227 | 377 |
| Portage Township, Precinct 1 | 566 | 756 |
| St. Ignace Township, Precinct 1 | 392 | 650 |
| Mackinac County Michigan - Total | 5,810 | 9,575 |
| **Cumulative** | | |
| Cumulative | 0 | 0 |
| Cumulative - Total | 0 | 0 |
| County - Total | 5,810 | 9,575 |

| Precinct | Wayne Schmidt (REP) | Jim Page (DEM) | Total Votes |
|---|---|---|---|
| **County** | | | |
| **Mackinac County Michigan** | | | |
| City of Mackinac Island, Precinct 1 | 207 | 176 | 383 |
| City of St. Ignace, Precinct 1 | 547 | 469 | 1,016 |
| Bois Blanc Township, Precinct 1 | 42 | 37 | 79 |
| Brevort Township, Precinct 1 | 164 | 90 | 254 |
| Clark Township, Precinct 1 | 677 | 392 | 1,069 |
| Garfield Township, Precinct 1 | 208 | 46 | 254 |
| Garfield Township, Precinct 2 | 229 | 75 | 304 |
| Hendricks Township, Precinct 1 | 55 | 11 | 66 |
| Hudson Township, Precinct 1 | 67 | 31 | 98 |
| Marquette Township, Precinct 1 | 229 | 96 | 325 |
| Moran Township, Precinct 1 | 327 | 241 | 568 |
| Newton Township, Precinct 1 | 150 | 70 | 220 |
| Portage Township, Precinct 1 | 362 | 183 | 545 |
| St. Ignace Township, Precinct 1 | 215 | 157 | 372 |
| Mackinac County Michigan - Total | 3,479 | 2,074 | 5,553 |
| **Cumulative** | | | |
| Cumulative | 0 | 0 | 0 |
| Cumulative - Total | 0 | 0 | 0 |
| County - Total | 3,479 | 2,074 | 5,553 |

| Precinct | Unresolved Write-In |
|---|---|
| **County** | |
| **Mackinac County Michigan** | |
| City of Mackinac Island, Precinct 1 | 0 |
| City of St. Ignace, Precinct 1 | 4 |
| Bois Blanc Township, Precinct 1 | 0 |
| Brevort Township, Precinct 1 | 1 |
| Clark Township, Precinct 1 | 1 |
| Garfield Township, Precinct 1 | 0 |
| Garfield Township, Precinct 2 | 0 |
| Hendricks Township, Precinct 1 | 1 |
| Hudson Township, Precinct 1 | 0 |
| Marquette Township, Precinct 1 | 0 |
| Moran Township, Precinct 1 | 2 |
| Newton Township, Precinct 1 | 2 |
| Portage Township, Precinct 1 | 2 |
| St. Ignace Township, Precinct 1 | 3 |
| Mackinac County Michigan - Total | 16 |
| **Cumulative** | |
| Cumulative | 0 |
| Cumulative - Total | 0 |
| County - Total | 16 |

# Representative 107 (Vote for 1)

| Precinct | Times Cast | Registered Voters | Lee Chatfield (REP) | Joanne Schmidt Galloway (DEM) | Total Votes |
|---|---|---|---|---|---|
| **County** | | | | | |
| **Mackinac County Michigan** | | | | | |
| City of Mackinac Island, Precinct 1 | 414 | 773 | 189 | 193 | 382 |
| City of St. Ignace, Precinct 1 | 1,058 | 2,139 | 531 | 499 | 1,030 |
| Bois Blanc Township, Precinct 1 | 83 | 111 | 42 | 35 | 77 |
| Brevort Township, Precinct 1 | 272 | 455 | 163 | 96 | 259 |
| Clark Township, Precinct 1 | 1,113 | 1,715 | 655 | 436 | 1,091 |
| Garfield Township, Precinct 1 | 265 | 459 | 211 | 45 | 256 |
| Garfield Township, Precinct 2 | 317 | 442 | 234 | 67 | 301 |
| Hendricks Township, Precinct 1 | 70 | 111 | 58 | 11 | 69 |
| Hudson Township, Precinct 1 | 106 | 166 | 70 | 29 | 99 |
| Marquette Township, Precinct 1 | 335 | 500 | 233 | 97 | 330 |
| Moran Township, Precinct 1 | 592 | 921 | 327 | 253 | 580 |
| Newton Township, Precinct 1 | 227 | 377 | 147 | 69 | 216 |
| Portage Township, Precinct 1 | 566 | 756 | 368 | 172 | 540 |
| St. Ignace Township, Precinct 1 | 392 | 650 | 210 | 167 | 377 |
| Mackinac County Michigan - Total | 5,810 | 9,575 | 3,438 | 2,169 | 5,607 |
| **Cumulative** | | | | | |
| Cumulative | 0 | 0 | 0 | 0 | 0 |
| Cumulative - Total | 0 | 0 | 0 | 0 | 0 |
| County - Total | 5,810 | 9,575 | 3,438 | 2,169 | 5,607 |

| Precinct | Unresolved Write-In |
|---|---|
| **County** | |
| **Mackinac County Michigan** | |
| City of Mackinac Island, Precinct 1 | 4 |
| City of St. Ignace, Precinct 1 | 4 |
| Bois Blanc Township, Precinct 1 | 0 |
| Brevort Township, Precinct 1 | 1 |
| Clark Township, Precinct 1 | 3 |
| Garfield Township, Precinct 1 | 0 |
| Garfield Township, Precinct 2 | 2 |
| Hendricks Township, Precinct 1 | 0 |
| Hudson Township, Precinct 1 | 0 |
| Marquette Township, Precinct 1 | 0 |
| Moran Township, Precinct 1 | 1 |
| Newton Township, Precinct 1 | 2 |
| Portage Township, Precinct 1 | 3 |
| St. Ignace Township, Precinct 1 | 1 |
| Mackinac County Michigan - Total | 21 |
| **Cumulative** | |
| Cumulative | 0 |
| Cumulative - Total | 0 |
| County - Total | 21 |

# State Brd of Ed (Vote for 2)

| Precinct | Times Cast | Registered Voters | Tami Carlone (REP) | Richard Zeile (REP) |
|---|---|---|---|---|
| **County** | | | | |
| **Mackinac County Michigan** | | | | |
| City of Mackinac Island, Precinct 1 | 414 | 773 | 152 | 139 |
| City of St. Ignace, Precinct 1 | 1,058 | 2,139 | 398 | 358 |
| Bois Blanc Township, Precinct 1 | 83 | 111 | 30 | 22 |
| Brevort Township, Precinct 1 | 272 | 455 | 126 | 111 |
| Clark Township, Precinct 1 | 1,113 | 1,715 | 529 | 487 |
| Garfield Township, Precinct 1 | 265 | 459 | 163 | 137 |
| Garfield Township, Precinct 2 | 317 | 442 | 184 | 180 |
| Hendricks Township, Precinct 1 | 70 | 111 | 39 | 40 |
| Hudson Township, Precinct 1 | 106 | 166 | 51 | 43 |
| Marquette Township, Precinct 1 | 335 | 500 | 194 | 178 |
| Moran Township, Precinct 1 | 592 | 921 | 262 | 242 |
| Newton Township, Precinct 1 | 227 | 377 | 111 | 93 |
| Portage Township, Precinct 1 | 566 | 756 | 298 | 253 |
| St. Ignace Township, Precinct 1 | 392 | 650 | 176 | 156 |
| Mackinac County Michigan - Total | 5,810 | 9,575 | 2,713 | 2,439 |
| **Cumulative** | | | | |
| Cumulative | 0 | 0 | 0 | 0 |
| Cumulative - Total | 0 | 0 | 0 | 0 |
| County - Total | 5,810 | 9,575 | 2,713 | 2,439 |

| Precinct | Judith P. Pritchett (DEM) | Tiffany Tilley (DEM) | Scotty Boman (LIB) | John J. Tatar (LIB) | Karen Adams (UST) | Douglas Levesque (UST) | Sherry A. Wells (GRN) |
|---|---|---|---|---|---|---|---|
| **County** | | | | | | | |
| **Mackinac County Michigan** | | | | | | | |
| City of Mackinac Island, Precinct 1 | 161 | 143 | 10 | 3 | 8 | 3 | 6 |
| City of St. Ignace, Precinct 1 | 388 | 369 | 39 | 17 | 36 | 14 | 23 |
| Bois Blanc Township, Precinct 1 | 28 | 31 | 8 | 4 | 1 | 2 | 1 |
| Brevort Township, Precinct 1 | 77 | 73 | 6 | 6 | 5 | 4 | 2 |
| Clark Township, Precinct 1 | 341 | 314 | 34 | 21 | 7 | 5 | 8 |
| Garfield Township, Precinct 1 | 40 | 36 | 6 | 3 | 3 | 1 | 4 |
| Garfield Township, Precinct 2 | 63 | 57 | 3 | 4 | 9 | 3 | 4 |
| Hendricks Township, Precinct 1 | 15 | 10 | 1 | 0 | 0 | 1 | 0 |
| Hudson Township, Precinct 1 | 27 | 25 | 1 | 2 | 2 | 1 | 0 |
| Marquette Township, Precinct 1 | 82 | 78 | 9 | 3 | 7 | 0 | 2 |
| Moran Township, Precinct 1 | 208 | 186 | 9 | 3 | 14 | 5 | 10 |
| Newton Township, Precinct 1 | 59 | 55 | 10 | 2 | 6 | 3 | 4 |
| Portage Township, Precinct 1 | 137 | 135 | 10 | 6 | 10 | 3 | 3 |
| St. Ignace Township, Precinct 1 | 146 | 125 | 8 | 2 | 16 | 7 | 6 |
| Mackinac County Michigan - Total | 1,772 | 1,637 | 154 | 76 | 124 | 52 | 73 |
| **Cumulative** | | | | | | | |
| Cumulative | 0 | 0 | 0 | 0 | 0 | 0 | 0 |
| Cumulative - Total | 0 | 0 | 0 | 0 | 0 | 0 | 0 |
| County - Total | 1,772 | 1,637 | 154 | 76 | 124 | 52 | 73 |

| Precinct | Mary Anne Hering (WCP) | Logan R. Smith (WCP) | Total Votes | Unresolved Write-In |
|---|---|---|---|---|
| **County** | | | | |
| **Mackinac County Michigan** | | | | |
| City of Mackinac Island, Precinct 1 | 16 | 9 | 650 | 1 |
| City of St. Ignace, Precinct 1 | 46 | 33 | 1,721 | 8 |
| Bois Blanc Township, Precinct 1 | 3 | 5 | 135 | 0 |
| Brevort Township, Precinct 1 | 11 | 4 | 425 | 1 |
| Clark Township, Precinct 1 | 40 | 28 | 1,814 | 2 |
| Garfield Township, Precinct 1 | 9 | 6 | 408 | 0 |
| Garfield Township, Precinct 2 | 6 | 4 | 517 | 0 |
| Hendricks Township, Precinct 1 | 1 | 1 | 108 | 0 |
| Hudson Township, Precinct 1 | 4 | 4 | 160 | 0 |
| Marquette Township, Precinct 1 | 9 | 8 | 570 | 1 |
| Moran Township, Precinct 1 | 16 | 14 | 969 | 1 |
| Newton Township, Precinct 1 | 3 | 5 | 351 | 2 |
| Portage Township, Precinct 1 | 25 | 18 | 898 | 4 |
| St. Ignace Township, Precinct 1 | 11 | 13 | 666 | 2 |
| Mackinac County Michigan - Total | 200 | 152 | 9,392 | 22 |
| **Cumulative** | | | | |
| Cumulative | 0 | 0 | 0 | 0 |
| Cumulative - Total | 0 | 0 | 0 | 0 |
| County - Total | 200 | 152 | 9,392 | 22 |

# U of M Regent (Vote for 2)

| Precinct | Times Cast | Registered Voters | Andrea Fischer Newman (REP) | Andrew Richner (REP) |
|---|---|---|---|---|
| **County** | | | | |
| **Mackinac County Michigan** | | | | |
| City of Mackinac Island, Precinct 1 | 414 | 773 | 146 | 133 |
| City of St. Ignace, Precinct 1 | 1,058 | 2,139 | 380 | 335 |
| Bois Blanc Township, Precinct 1 | 83 | 111 | 34 | 22 |
| Brevort Township, Precinct 1 | 272 | 455 | 119 | 114 |
| Clark Township, Precinct 1 | 1,113 | 1,715 | 527 | 474 |
| Garfield Township, Precinct 1 | 265 | 459 | 154 | 140 |
| Garfield Township, Precinct 2 | 317 | 442 | 188 | 182 |
| Hendricks Township, Precinct 1 | 70 | 111 | 42 | 34 |
| Hudson Township, Precinct 1 | 106 | 166 | 52 | 46 |
| Marquette Township, Precinct 1 | 335 | 500 | 197 | 166 |
| Moran Township, Precinct 1 | 592 | 921 | 261 | 234 |
| Newton Township, Precinct 1 | 227 | 377 | 106 | 99 |
| Portage Township, Precinct 1 | 566 | 756 | 294 | 260 |
| St. Ignace Township, Precinct 1 | 392 | 650 | 169 | 151 |
| Mackinac County Michigan - Total | 5,810 | 9,575 | 2,669 | 2,390 |
| **Cumulative** | | | | |
| Cumulative | 0 | 0 | 0 | 0 |
| Cumulative - Total | 0 | 0 | 0 | 0 |
| County - Total | 5,810 | 9,575 | 2,669 | 2,390 |

| Precinct | Jordan Acker (DEM) | Paul Brown (DEM) | James Lewis Hudler (LIB) | John Jascob (LIB) | Joe Sanger (UST) | Crystal Van Sickle (UST) | Kevin A. Graves (GRN) |
|---|---|---|---|---|---|---|---|
| **County** | | | | | | | |
| **Mackinac County Michigan** | | | | | | | |
| City of Mackinac Island, Precinct 1 | 127 | 199 | 2 | 9 | 4 | 7 | 9 |
| City of St. Ignace, Precinct 1 | 337 | 466 | 20 | 23 | 27 | 32 | 28 |
| Bois Blanc Township, Precinct 1 | 27 | 29 | 4 | 6 | 3 | 3 | 3 |
| Brevort Township, Precinct 1 | 72 | 78 | 6 | 8 | 4 | 9 | 1 |
| Clark Township, Precinct 1 | 294 | 351 | 25 | 26 | 16 | 26 | 16 |
| Garfield Township, Precinct 1 | 36 | 34 | 5 | 4 | 5 | 7 | 3 |
| Garfield Township, Precinct 2 | 55 | 62 | 6 | 4 | 2 | 6 | 1 |
| Hendricks Township, Precinct 1 | 12 | 16 | 0 | 0 | 2 | 1 | 1 |
| Hudson Township, Precinct 1 | 24 | 24 | 0 | 2 | 3 | 1 | 1 |
| Marquette Township, Precinct 1 | 68 | 77 | 5 | 6 | 7 | 12 | 3 |
| Moran Township, Precinct 1 | 175 | 222 | 3 | 1 | 9 | 19 | 9 |
| Newton Township, Precinct 1 | 58 | 50 | 5 | 4 | 3 | 10 | 6 |
| Portage Township, Precinct 1 | 138 | 129 | 7 | 6 | 11 | 12 | 9 |
| St. Ignace Township, Precinct 1 | 130 | 156 | 4 | 2 | 7 | 12 | 10 |
| Mackinac County Michigan - Total | 1,553 | 1,893 | 92 | 101 | 103 | 157 | 100 |
| **Cumulative** | | | | | | | |
| Cumulative | 0 | 0 | 0 | 0 | 0 | 0 | 0 |
| Cumulative - Total | 0 | 0 | 0 | 0 | 0 | 0 | 0 |
| County - Total | 1,553 | 1,893 | 92 | 101 | 103 | 157 | 100 |

| Precinct | Marge Katchmark Sallows (NLP) | Total Votes | Unresolved Write-In |
|---|---|---|---|
| **County** | | | |
| **Mackinac County Michigan** | | | |
| City of Mackinac Island, Precinct 1 | 5 | 641 | 3 |
| City of St. Ignace, Precinct 1 | 17 | 1,665 | 12 |
| Bois Blanc Township, Precinct 1 | 6 | 137 | 0 |
| Brevort Township, Precinct 1 | 2 | 413 | 0 |
| Clark Township, Precinct 1 | 15 | 1,770 | 6 |
| Garfield Township, Precinct 1 | 2 | 390 | 0 |
| Garfield Township, Precinct 2 | 3 | 509 | 0 |
| Hendricks Township, Precinct 1 | 0 | 108 | 0 |
| Hudson Township, Precinct 1 | 1 | 154 | 0 |
| Marquette Township, Precinct 1 | 1 | 542 | 2 |
| Moran Township, Precinct 1 | 11 | 944 | 4 |
| Newton Township, Precinct 1 | 2 | 343 | 2 |
| Portage Township, Precinct 1 | 11 | 877 | 3 |
| St. Ignace Township, Precinct 1 | 6 | 647 | 2 |
| Mackinac County Michigan - Total | 82 | 9,140 | 34 |
| **Cumulative** | | | |
| Cumulative | 0 | 0 | 0 |
| Cumulative - Total | 0 | 0 | 0 |
| County - Total | 82 | 9,140 | 34 |

# MSU Trustee (Vote for 2)

| Precinct | Times Cast | Registered Voters | Dave Dutch (REP) | Mike Miller (REP) |
|---|---|---|---|---|
| **County** | | | | |
| **Mackinac County Michigan** | | | | |
| City of Mackinac Island, Precinct 1 | 414 | 773 | 149 | 144 |
| City of St. Ignace, Precinct 1 | 1,058 | 2,139 | 368 | 369 |
| Bois Blanc Township, Precinct 1 | 83 | 111 | 26 | 27 |
| Brevort Township, Precinct 1 | 272 | 455 | 118 | 108 |
| Clark Township, Precinct 1 | 1,113 | 1,715 | 496 | 503 |
| Garfield Township, Precinct 1 | 265 | 459 | 146 | 147 |
| Garfield Township, Precinct 2 | 317 | 442 | 183 | 191 |
| Hendricks Township, Precinct 1 | 70 | 111 | 38 | 39 |
| Hudson Township, Precinct 1 | 106 | 166 | 46 | 45 |
| Marquette Township, Precinct 1 | 335 | 500 | 181 | 177 |
| Moran Township, Precinct 1 | 592 | 921 | 250 | 248 |
| Newton Township, Precinct 1 | 227 | 377 | 104 | 96 |
| Portage Township, Precinct 1 | 566 | 756 | 273 | 273 |
| St. Ignace Township, Precinct 1 | 392 | 650 | 165 | 166 |
| Mackinac County Michigan - Total | 5,810 | 9,575 | 2,543 | 2,533 |
| **Cumulative** | | | | |
| Cumulative | 0 | 0 | 0 | 0 |
| Cumulative - Total | 0 | 0 | 0 | 0 |
| County - Total | 5,810 | 9,575 | 2,543 | 2,533 |

| Precinct | Brianna T. Scott (DEM) | Kelly Charron Tebay (DEM) | Bruce Campbell (LIB) | Tim Orzechowski (LIB) | Janet M. Sanger (UST) | John Paul Sanger (UST) | Aaron Mariasy (GRN) |
|---|---|---|---|---|---|---|---|
| **County** | | | | | | | |
| **Mackinac County Michigan** | | | | | | | |
| City of Mackinac Island, Precinct 1 | 148 | 141 | 5 | 4 | 6 | 3 | 8 |
| City of St. Ignace, Precinct 1 | 403 | 358 | 32 | 19 | 35 | 26 | 21 |
| Bois Blanc Township, Precinct 1 | 32 | 32 | 8 | 3 | 2 | 1 | 0 |
| Brevort Township, Precinct 1 | 78 | 74 | 8 | 5 | 4 | 7 | 1 |
| Clark Township, Precinct 1 | 338 | 302 | 33 | 22 | 19 | 14 | 12 |
| Garfield Township, Precinct 1 | 33 | 35 | 3 | 3 | 7 | 2 | 4 |
| Garfield Township, Precinct 2 | 60 | 55 | 7 | 3 | 4 | 6 | 1 |
| Hendricks Township, Precinct 1 | 11 | 11 | 1 | 0 | 2 | 1 | 0 |
| Hudson Township, Precinct 1 | 23 | 26 | 2 | 1 | 3 | 2 | 1 |
| Marquette Township, Precinct 1 | 81 | 69 | 6 | 6 | 8 | 5 | 3 |
| Moran Township, Precinct 1 | 211 | 178 | 9 | 4 | 17 | 7 | 4 |
| Newton Township, Precinct 1 | 58 | 52 | 7 | 3 | 9 | 4 | 5 |
| Portage Township, Precinct 1 | 146 | 127 | 9 | 7 | 10 | 6 | 8 |
| St. Ignace Township, Precinct 1 | 140 | 124 | 7 | 5 | 8 | 9 | 8 |
| Mackinac County Michigan - Total | 1,762 | 1,584 | 137 | 85 | 134 | 93 | 76 |
| **Cumulative** | | | | | | | |
| Cumulative | 0 | 0 | 0 | 0 | 0 | 0 | 0 |
| Cumulative - Total | 0 | 0 | 0 | 0 | 0 | 0 | 0 |
| County - Total | 1,762 | 1,584 | 137 | 85 | 134 | 93 | 76 |

| Precinct | Bridgette R. Abraham-Guzman (NLP) | Total Votes | Unresolved Write-In |
|---|---|---|---|
| **County** | | | |
| **Mackinac County Michigan** | | | |
| City of Mackinac Island, Precinct 1 | 13 | 621 | 3 |
| City of St. Ignace, Precinct 1 | 14 | 1,645 | 11 |
| Bois Blanc Township, Precinct 1 | 4 | 135 | 0 |
| Brevort Township, Precinct 1 | 5 | 408 | 0 |
| Clark Township, Precinct 1 | 13 | 1,752 | 8 |
| Garfield Township, Precinct 1 | 2 | 382 | 0 |
| Garfield Township, Precinct 2 | 2 | 512 | 0 |
| Hendricks Township, Precinct 1 | 0 | 103 | 0 |
| Hudson Township, Precinct 1 | 1 | 150 | 0 |
| Marquette Township, Precinct 1 | 5 | 541 | 2 |
| Moran Township, Precinct 1 | 11 | 939 | 4 |
| Newton Township, Precinct 1 | 5 | 343 | 2 |
| Portage Township, Precinct 1 | 9 | 868 | 3 |
| St. Ignace Township, Precinct 1 | 10 | 642 | 2 |
| Mackinac County Michigan - Total | 94 | 9,041 | 35 |
| **Cumulative** | | | |
| Cumulative | 0 | 0 | 0 |
| Cumulative - Total | 0 | 0 | 0 |
| County - Total | 94 | 9,041 | 35 |

# Wayne State Gov (Vote for 2)

| Precinct | Times Cast | Registered Voters | Diane Dunaskiss (REP) | David Nicholson (REP) |
|---|---|---|---|---|
| **County** | | | | |
| **Mackinac County Michigan** | | | | |
| City of Mackinac Island, Precinct 1 | 414 | 773 | 154 | 142 |
| City of St. Ignace, Precinct 1 | 1,058 | 2,139 | 394 | 352 |
| Bois Blanc Township, Precinct 1 | 83 | 111 | 32 | 26 |
| Brevort Township, Precinct 1 | 272 | 455 | 116 | 108 |
| Clark Township, Precinct 1 | 1,113 | 1,715 | 527 | 474 |
| Garfield Township, Precinct 1 | 265 | 459 | 150 | 135 |
| Garfield Township, Precinct 2 | 317 | 442 | 186 | 177 |
| Hendricks Township, Precinct 1 | 70 | 111 | 40 | 39 |
| Hudson Township, Precinct 1 | 106 | 166 | 49 | 48 |
| Marquette Township, Precinct 1 | 335 | 500 | 195 | 172 |
| Moran Township, Precinct 1 | 592 | 921 | 258 | 249 |
| Newton Township, Precinct 1 | 227 | 377 | 107 | 99 |
| Portage Township, Precinct 1 | 566 | 756 | 295 | 263 |
| St. Ignace Township, Precinct 1 | 392 | 650 | 168 | 155 |
| Mackinac County Michigan - Total | 5,810 | 9,575 | 2,671 | 2,439 |
| **Cumulative** | | | | |
| Cumulative | 0 | 0 | 0 | 0 |
| Cumulative - Total | 0 | 0 | 0 | 0 |
| County - Total | 5,810 | 9,575 | 2,671 | 2,439 |

| Precinct | Bryan C. Barnhill (DEM) | Anil Kumar (DEM) | Jon Elgas (LIB) | John T. Hargenrader (LIB) | Christine C. Schwartz (UST) | Marc Joseph Sosnowski (UST) | Total Votes | Unresolved Write-In |
|---|---|---|---|---|---|---|---|---|
| **County** | | | | | | | | |
| **Mackinac County Michigan** | | | | | | | | |
| City of Mackinac Island, Precinct 1 | 134 | 132 | 6 | 4 | 20 | 4 | 596 | 5 |
| City of St. Ignace, Precinct 1 | 395 | 327 | 25 | 13 | 61 | 22 | 1,589 | 13 |
| Bois Blanc Township, Precinct 1 | 30 | 26 | 6 | 3 | 6 | 3 | 132 | 0 |
| Brevort Township, Precinct 1 | 80 | 70 | 8 | 9 | 7 | 4 | 402 | 0 |
| Clark Township, Precinct 1 | 316 | 278 | 31 | 24 | 35 | 20 | 1,705 | 8 |
| Garfield Township, Precinct 1 | 38 | 31 | 3 | 4 | 10 | 4 | 375 | 0 |
| Garfield Township, Precinct 2 | 56 | 50 | 7 | 3 | 10 | 3 | 492 | 0 |
| Hendricks Township, Precinct 1 | 11 | 11 | 0 | 0 | 1 | 1 | 103 | 0 |
| Hudson Township, Precinct 1 | 27 | 18 | 1 | 2 | 2 | 1 | 148 | 0 |
| Marquette Township, Precinct 1 | 76 | 68 | 5 | 5 | 12 | 4 | 537 | 1 |
| Moran Township, Precinct 1 | 200 | 165 | 8 | 1 | 15 | 11 | 907 | 4 |
| Newton Township, Precinct 1 | 54 | 50 | 6 | 4 | 8 | 5 | 333 | 2 |
| Portage Township, Precinct 1 | 140 | 117 | 9 | 6 | 22 | 15 | 867 | 4 |
| St. Ignace Township, Precinct 1 | 136 | 109 | 9 | 6 | 18 | 8 | 609 | 4 |
| Mackinac County Michigan - Total | 1,693 | 1,452 | 124 | 84 | 227 | 105 | 8,795 | 41 |
| **Cumulative** | | | | | | | | |
| Cumulative | 0 | 0 | 0 | 0 | 0 | 0 | 0 | 0 |
| Cumulative - Total | 0 | 0 | 0 | 0 | 0 | 0 | 0 | 0 |
| County - Total | 1,693 | 1,452 | 124 | 84 | 227 | 105 | 8,795 | 41 |

# Mackinac Co Road Comm (Vote for 1)

| Precinct | Times Cast | Registered Voters |
|---|---|---|
| **County** | | |
| **Mackinac County Michigan** | | |
| City of Mackinac Island, Precinct 1 | 414 | 773 |
| City of St. Ignace, Precinct 1 | 1,058 | 2,139 |
| Bois Blanc Township, Precinct 1 | 83 | 111 |
| Brevort Township, Precinct 1 | 272 | 455 |
| Clark Township, Precinct 1 | 1,113 | 1,715 |
| Garfield Township, Precinct 1 | 265 | 459 |
| Garfield Township, Precinct 2 | 317 | 442 |
| Hendricks Township, Precinct 1 | 70 | 111 |
| Hudson Township, Precinct 1 | 106 | 166 |
| Marquette Township, Precinct 1 | 335 | 500 |
| Moran Township, Precinct 1 | 592 | 921 |
| Newton Township, Precinct 1 | 227 | 377 |
| Portage Township, Precinct 1 | 566 | 756 |
| St. Ignace Township, Precinct 1 | 392 | 650 |
| Mackinac County Michigan - Total | 5,810 | 9,575 |
| **Cumulative** | | |
| Cumulative | 0 | 0 |
| Cumulative - Total | 0 | 0 |
| County - Total | 5,810 | 9,575 |

| Precinct | Bill Wagner (REP) | Total Votes | Unresolved Write-in |
|---|---|---|---|
| **County** | | | |
| **Mackinac County Michigan** | | | |
| City of Mackinac Island, Precinct 1 | 242 | 242 | 7 |
| City of St. Ignace, Precinct 1 | 744 | 744 | 31 |
| Bois Blanc Township, Precinct 1 | 52 | 52 | 7 |
| Brevort Township, Precinct 1 | 215 | 215 | 1 |
| Clark Township, Precinct 1 | 839 | 839 | 20 |
| Garfield Township, Precinct 1 | 231 | 231 | 1 |
| Garfield Township, Precinct 2 | 266 | 266 | 1 |
| Hendricks Township, Precinct 1 | 59 | 59 | 1 |
| Hudson Township, Precinct 1 | 78 | 78 | 0 |
| Marquette Township, Precinct 1 | 269 | 269 | 7 |
| Moran Township, Precinct 1 | 448 | 448 | 4 |
| Newton Township, Precinct 1 | 182 | 182 | 4 |
| Portage Township, Precinct 1 | 443 | 443 | 7 |
| St. Ignace Township, Precinct 1 | 295 | 295 | 8 |
| Mackinac County Michigan - Total | 4,363 | 4,363 | 99 |
| **Cumulative** | | | |
| Cumulative | 0 | 0 | 0 |
| Cumulative - Total | 0 | 0 | 0 |
| County - Total | 4,363 | 4,363 | 99 |

# County Comm 1 (Vote for 1)

| Precinct | Times Cast | Registered Voters |
|---|---|---|
| **County** | | |
| **Mackinac County Michigan** | | |
| Garfield Township, Precinct 1 | 265 | 459 |
| Garfield Township, Precinct 2 | 144 | 214 |
| Newton Township, Precinct 1 | 227 | 377 |
| Portage Township, Precinct 1 | 566 | 756 |
| Mackinac County Michigan - Total | 1,202 | 1,806 |
| **Cumulative** | | |
| Cumulative | 0 | 0 |
| Cumulative - Total | 0 | 0 |
| County - Total | 1,202 | 1,806 |

| Precinct | Jim Hill | Total Votes | Unresolved Write-In |
|---|---|---|---|
| **County** | | | |
| **Mackinac County Michigan** | | | |
| Garfield Township, Precinct 1 | 193 | 193 | 0 |
| Garfield Township, Precinct 2 | 101 | 101 | 0 |
| Newton Township, Precinct 1 | 166 | 166 | 1 |
| Portage Township, Precinct 1 | 438 | 438 | 4 |
| Mackinac County Michigan - Total | 898 | 898 | 5 |
| **Cumulative** | | | |
| Cumulative | 0 | 0 | 0 |
| Cumulative - Total | 0 | 0 | 0 |
| County - Total | 898 | 898 | 5 |

# County Comm 2 (Vote for 1)

| Precinct | Times Cast | Registered Voters |
|---|---|---|
| **County** | | |
| **Mackinac County Michigan** | | |
| Brevort Township, Precinct 1 | 272 | 455 |
| Garfield Township, Precinct 2 | 173 | 228 |
| Hendricks Township, Precinct 1 | 70 | 111 |
| Hudson Township, Precinct 1 | 106 | 166 |
| Moran Township, Precinct 1 | 592 | 921 |
| Mackinac County Michigan - Total | 1,213 | 1,881 |
| **Cumulative** | | |
| Cumulative | 0 | 0 |
| Cumulative - Total | 0 | 0 |
| County - Total | 1,213 | 1,881 |

| Precinct | Daniel J. Litzner (REP) | Total Votes | Unresolved Write-In |
|---|---|---|---|
| **County** | | | |
| **Mackinac County Michigan** | | | |
| Brevort Township, Precinct 1 | 228 | 228 | 1 |
| Garfield Township, Precinct 2 | 139 | 139 | 0 |
| Hendricks Township, Precinct 1 | 57 | 57 | 2 |
| Hudson Township, Precinct 1 | 74 | 74 | 0 |
| Moran Township, Precinct 1 | 470 | 470 | 3 |
| Mackinac County Michigan - Total | 968 | 968 | 6 |
| **Cumulative** | | | |
| Cumulative | 0 | 0 | 0 |
| Cumulative - Total | 0 | 0 | 0 |
| County - Total | 968 | 968 | 6 |

# County Comm 3 (Vote for 1)

| Precinct | Times Cast | Registered Voters |
|---|---|---|
| **County** | | |
| **Mackinac County Michigan** | | |
| City of St. Ignace, Precinct 1 | 308 | 721 |
| Marquette Township, Precinct 1 | 304 | 455 |
| St. Ignace Township, Precinct 1 | 392 | 650 |
| Mackinac County Michigan - Total | 1,004 | 1,826 |
| **Cumulative** | | |
| Cumulative | 0 | 0 |
| Cumulative - Total | 0 | 0 |
| County - Total | 1,004 | 1,826 |

| Precinct | Paul W. Krause (REP) | Total Votes | Unresolved Write-In |
|---|---|---|---|
| **County** | | | |
| **Mackinac County Michigan** | | | |
| City of St. Ignace, Precinct 1 | 224 | 224 | 8 |
| Marquette Township, Precinct 1 | 238 | 238 | 5 |
| St. Ignace Township, Precinct 1 | 299 | 299 | 7 |
| Mackinac County Michigan - Total | 761 | 761 | 20 |
| **Cumulative** | | | |
| Cumulative | 0 | 0 | 0 |
| Cumulative - Total | 0 | 0 | 0 |
| County - Total | 761 | 761 | 20 |

# County Comm 4 (Vote for 1)

| Precinct | Times Cast | Registered Voters |
|---|---|---|
| **County** | | |
| **Mackinac County Michigan** | | |
| Clark Township, Precinct 1 | 1,113 | 1,715 |
| Marquette Township, Precinct 1 | 31 | 45 |
| Mackinac County Michigan - Total | 1,144 | 1,760 |
| **Cumulative** | | |
| Cumulative | 0 | 0 |
| Cumulative - Total | 0 | 0 |
| County - Total | 1,144 | 1,760 |

| Precinct | Mike J. Patrick (REP) | Total Votes | Unresolved Write-In |
|---|---|---|---|
| **County** | | | |
| **Mackinac County Michigan** | | | |
| Clark Township, Precinct 1 | 840 | 840 | 21 |
| Marquette Township, Precinct 1 | 27 | 27 | 0 |
| Mackinac County Michigan - Total | 867 | 867 | 21 |
| **Cumulative** | | | |
| Cumulative | 0 | 0 | 0 |
| Cumulative - Total | 0 | 0 | 0 |
| County - Total | 867 | 867 | 21 |

# County Comm 5 (Vote for 1)

| Precinct | Times Cast | Registered Voters |
|---|---|---|
| **County** | | |
| **Mackinac County Michigan** | | |
| City of Mackinac Island, Precinct 1 | 414 | 773 |
| City of St. Ignace, Precinct 1 | 750 | 1,418 |
| Bois Blanc Township, Precinct 1 | 83 | 111 |
| Mackinac County Michigan - Total | 1,247 | 2,302 |
| **Cumulative** | | |
| Cumulative | 0 | 0 |
| Cumulative - Total | 0 | 0 |
| County - Total | 1,247 | 2,302 |

| Precinct | Calvin McPhee (REP) | Total Votes | Unresolved Write-In |
|---|---|---|---|
| **County** | | | |
| **Mackinac County Michigan** | | | |
| City of Mackinac Island, Precinct 1 | 244 | 244 | 8 |
| City of St. Ignace, Precinct 1 | 562 | 562 | 26 |
| Bois Blanc Township, Precinct 1 | 51 | 51 | 6 |
| Mackinac County Michigan - Total | 857 | 857 | 40 |
| **Cumulative** | | | |
| Cumulative | 0 | 0 | 0 |
| Cumulative - Total | 0 | 0 | 0 |
| County - Total | 857 | 857 | 40 |

# Clark Twp Supervisor (Vote for 1)

| Precinct | Times Cast | Registered Voters |
|---|---|---|
| **County** | | |
| **Mackinac County Michigan** | | |
| Clark Township, Precinct 1 | 1,113 | 1,715 |
| Mackinac County Michigan - Total | 1,113 | 1,715 |
| **Cumulative** | | |
| Cumulative | 0 | 0 |
| Cumulative - Total | 0 | 0 |
| County - Total | 1,113 | 1,715 |

| Precinct | Mark Clymer (REP) | Total Votes | Unresolved Write-In |
|---|---|---|---|
| **County** | | | |
| **Mackinac County Michigan** | | | |
| Clark Township, Precinct 1 | 850 | 850 | 26 |
| Mackinac County Michigan - Total | 850 | 850 | 26 |
| **Cumulative** | | | |
| Cumulative | 0 | 0 | 0 |
| Cumulative - Total | 0 | 0 | 0 |
| County - Total | 850 | 850 | 26 |

# Garfield Twp Treasurer (Vote for 1)

| Precinct | Times Cast | Registered Voters |
|---|---|---|
| **County** | | |
| **Mackinac County Michigan** | | |
| Garfield Township, Precinct 1 | 265 | 459 |
| Garfield Township, Precinct 2 | 317 | 442 |
| Mackinac County Michigan - Total | 582 | 901 |
| **Cumulative** | | |
| Cumulative | 0 | 0 |
| Cumulative - Total | 0 | 0 |
| County - Total | 582 | 901 |

| Precinct | April Masters (REP) | Susan Butkovich (DEM) | Total Votes |
|---|---|---|---|
| **County** | | | |
| **Mackinac County Michigan** | | | |
| Garfield Township, Precinct 1 | 40 | 96 | 257 |
| Garfield Township, Precinct 2 | 61 | 131 | 279 |
| Mackinac County Michigan - Total | 101 | 227 | 536 |
| **Cumulative** | | | |
| Cumulative | 0 | 0 | 0 |
| Cumulative - Total | 0 | 0 | 0 |
| County - Total | 101 | 227 | 536 |

| Precinct | Wendy L. Norris Qualified Write In | Unresolved Write-In |
|---|---|---|
| **County** | | |
| **Mackinac County Michigan** | | |
| Garfield Township, Precinct 1 | 121 | 0 |
| Garfield Township, Precinct 2 | 87 | 0 |
| Mackinac County Michigan - Total | 208 | 0 |
| **Cumulative** | | |
| Cumulative | 0 | 0 |
| Cumulative - Total | 0 | 0 |
| County - Total | 208 | 0 |

# Portage Twp Treasurer (Vote for 1)

| Precinct | Times Cast | Registered Voters |
|---|---|---|
| **County** | | |
| **Mackinac County Michigan** | | |
| Portage Township, Precinct 1 | 566 | 756 |
| Mackinac County Michigan - Total | 566 | 756 |
| **Cumulative** | | |
| Cumulative | 0 | 0 |
| Cumulative - Total | 0 | 0 |
| County - Total | 566 | 756 |

| Precinct | Andrea McKeage (REP) | Total Votes | Unresolved Write-In |
|---|---|---|---|
| **County** | | | |
| **Mackinac County Michigan** | | | |
| Portage Township, Precinct 1 | 474 | 474 | 7 |
| Mackinac County Michigan - Total | 474 | 474 | 7 |
| **Cumulative** | | | |
| Cumulative | 0 | 0 | 0 |
| Cumulative - Total | 0 | 0 | 0 |
| County - Total | 474 | 474 | 7 |

# St Ignace Twp Treasurer (Vote for 1)

| Precinct | Times Cast | Registered Voters |
|---|---|---|
| **County** | | |
| **Mackinac County Michigan** | | |
| St. Ignace Township, Precinct 1 | 392 | 650 |
| Mackinac County Michigan - Total | 392 | 650 |
| **Cumulative** | | |
| Cumulative | 0 | 0 |
| Cumulative - Total | 0 | 0 |
| County - Total | 392 | 650 |

| Precinct | Tina Jones Massey (DEM) | Total Votes | Unresolved Write-In |
|---|---|---|---|
| **County** | | | |
| **Mackinac County Michigan** | | | |
| St. Ignace Township, Precinct 1 | 301 | 301 | 12 |
| Mackinac County Michigan - Total | 301 | 301 | 12 |
| **Cumulative** | | | |
| Cumulative | 0 | 0 | 0 |
| Cumulative - Total | 0 | 0 | 0 |
| County - Total | 301 | 301 | 12 |

# Justice Supreme Court (Vote for 2)

| Precinct | Times Cast | Registered Voters | Samuel Bagenstos | Megan Kathleen Cavanagh |
|---|---|---|---|---|
| **County** | | | | |
| **Mackinac County Michigan** | | | | |
| City of Mackinac Island, Precinct 1 | 414 | 773 | 62 | 141 |
| City of St. Ignace, Precinct 1 | 1,058 | 2,139 | 102 | 397 |
| Bois Blanc Township, Precinct 1 | 83 | 111 | 8 | 30 |
| Brevort Township, Precinct 1 | 272 | 455 | 14 | 61 |
| Clark Township, Precinct 1 | 1,113 | 1,715 | 120 | 293 |
| Garfield Township, Precinct 1 | 265 | 459 | 23 | 72 |
| Garfield Township, Precinct 2 | 317 | 442 | 44 | 87 |
| Hendricks Township, Precinct 1 | 70 | 111 | 0 | 16 |
| Hudson Township, Precinct 1 | 106 | 166 | 10 | 19 |
| Marquette Township, Precinct 1 | 335 | 500 | 21 | 75 |
| Moran Township, Precinct 1 | 592 | 921 | 65 | 173 |
| Newton Township, Precinct 1 | 227 | 377 | 28 | 65 |
| Portage Township, Precinct 1 | 566 | 756 | 90 | 196 |
| St. Ignace Township, Precinct 1 | 392 | 650 | 30 | 153 |
| Mackinac County Michigan - Total | 5,810 | 9,575 | 617 | 1,778 |
| **Cumulative** | | | | |
| Cumulative | 0 | 0 | 0 | 0 |
| Cumulative - Total | 0 | 0 | 0 | 0 |
| County - Total | 5,810 | 9,575 | 617 | 1,778 |

| Precinct | Elizabeth T. Clement | Doug Dern | Kerry Lee Morgan | Kurtis T. Wilder | Total Votes | Unresolved Write-In |
|---|---|---|---|---|---|---|
| **County** | | | | | | |
| **Mackinac County Michigan** | | | | | | |
| City of Mackinac Island, Precinct 1 | 204 | 9 | 27 | 124 | 567 | 3 |
| City of St. Ignace, Precinct 1 | 565 | 53 | 98 | 304 | 1,519 | 12 |
| Bois Blanc Township, Precinct 1 | 53 | 4 | 8 | 26 | 129 | 0 |
| Brevort Township, Precinct 1 | 126 | 24 | 40 | 93 | 358 | 1 |
| Clark Township, Precinct 1 | 500 | 30 | 171 | 459 | 1,573 | 11 |
| Garfield Township, Precinct 1 | 93 | 8 | 12 | 124 | 332 | 4 |
| Garfield Township, Precinct 2 | 150 | 11 | 15 | 127 | 434 | 0 |
| Hendricks Township, Precinct 1 | 37 | 3 | 10 | 35 | 101 | 0 |
| Hudson Township, Precinct 1 | 45 | 10 | 10 | 30 | 124 | 0 |
| Marquette Township, Precinct 1 | 176 | 32 | 47 | 151 | 502 | 3 |
| Moran Township, Precinct 1 | 253 | 16 | 108 | 224 | 839 | 5 |
| Newton Township, Precinct 1 | 80 | 13 | 15 | 98 | 299 | 2 |
| Portage Township, Precinct 1 | 255 | 32 | 44 | 213 | 830 | 5 |
| St. Ignace Township, Precinct 1 | 206 | 25 | 40 | 126 | 580 | 9 |
| Mackinac County Michigan - Total | 2,743 | 270 | 645 | 2,134 | 8,187 | 55 |
| **Cumulative** | | | | | | |
| Cumulative | 0 | 0 | 0 | 0 | 0 | 0 |
| Cumulative - Total | 0 | 0 | 0 | 0 | 0 | 0 |
| County - Total | 2,743 | 270 | 645 | 2,134 | 8,187 | 55 |

# Judge Appeals 4 (Vote for 1)

| Precinct | Times Cast | Registered Voters |
|---|---|---|
| **County** | | |
| **Mackinac County Michigan** | | |
| City of Mackinac Island, Precinct 1 | 414 | 773 |
| City of St. Ignace, Precinct 1 | 1,058 | 2,139 |
| Bois Blanc Township, Precinct 1 | 83 | 111 |
| Brevort Township, Precinct 1 | 272 | 455 |
| Clark Township, Precinct 1 | 1,113 | 1,715 |
| Garfield Township, Precinct 1 | 265 | 459 |
| Garfield Township, Precinct 2 | 317 | 442 |
| Hendricks Township, Precinct 1 | 70 | 111 |
| Hudson Township, Precinct 1 | 106 | 166 |
| Marquette Township, Precinct 1 | 335 | 500 |
| Moran Township, Precinct 1 | 592 | 921 |
| Newton Township, Precinct 1 | 227 | 377 |
| Portage Township, Precinct 1 | 566 | 756 |
| St. Ignace Township, Precinct 1 | 392 | 650 |
| Mackinac County Michigan - Total | 5,810 | 9,575 |
| **Cumulative** | | |
| Cumulative | 0 | 0 |
| Cumulative - Total | 0 | 0 |
| County - Total | 5,810 | 9,575 |

| Precinct | Stephen L. Borrello | Total Votes | Unresolved Write-In |
|---|---|---|---|
| **County** | | | |
| **Mackinac County Michigan** | | | |
| City of Mackinac Island, Precinct 1 | 236 | 236 | 2 |
| City of St. Ignace, Precinct 1 | 706 | 706 | 20 |
| Bois Blanc Township, Precinct 1 | 51 | 51 | 2 |
| Brevort Township, Precinct 1 | 176 | 176 | 3 |
| Clark Township, Precinct 1 | 708 | 708 | 11 |
| Garfield Township, Precinct 1 | 171 | 171 | 1 |
| Garfield Township, Precinct 2 | 203 | 203 | 1 |
| Hendricks Township, Precinct 1 | 39 | 39 | 1 |
| Hudson Township, Precinct 1 | 69 | 69 | 0 |
| Marquette Township, Precinct 1 | 232 | 232 | 5 |
| Moran Township, Precinct 1 | 389 | 389 | 3 |
| Newton Township, Precinct 1 | 143 | 143 | 1 |
| Portage Township, Precinct 1 | 396 | 396 | 7 |
| St. Ignace Township, Precinct 1 | 262 | 262 | 8 |
| Mackinac County Michigan - Total | 3,781 | 3,781 | 65 |
| **Cumulative** | | | |
| Cumulative | 0 | 0 | 0 |
| Cumulative - Total | 0 | 0 | 0 |
| County - Total | 3,781 | 3,781 | 65 |

# Judge Appeals 4 Partial (Vote for 1)

| Precinct | Times Cast | Registered Voters |
|---|---|---|
| **County** | | |
| **Mackinac County Michigan** | | |
| City of Mackinac Island, Precinct 1 | 414 | 773 |
| City of St. Ignace, Precinct 1 | 1,058 | 2,139 |
| Bois Blanc Township, Precinct 1 | 83 | 111 |
| Brevort Township, Precinct 1 | 272 | 455 |
| Clark Township, Precinct 1 | 1,113 | 1,715 |
| Garfield Township, Precinct 1 | 265 | 459 |
| Garfield Township, Precinct 2 | 317 | 442 |
| Hendricks Township, Precinct 1 | 70 | 111 |
| Hudson Township, Precinct 1 | 106 | 166 |
| Marquette Township, Precinct 1 | 335 | 500 |
| Moran Township, Precinct 1 | 592 | 921 |
| Newton Township, Precinct 1 | 227 | 377 |
| Portage Township, Precinct 1 | 566 | 756 |
| St. Ignace Township, Precinct 1 | 392 | 650 |
| Mackinac County Michigan - Total | 5,810 | 9,575 |
| **Cumulative** | | |
| Cumulative | 0 | 0 |
| Cumulative - Total | 0 | 0 |
| County - Total | 5,810 | 9,575 |

| Precinct | Brock A. Swartzle | Total Votes | Unresolved Write-In |
|---|---|---|---|
| **County** | | | |
| **Mackinac County Michigan** | | | |
| City of Mackinac Island, Precinct 1 | 229 | 229 | 3 |
| City of St. Ignace, Precinct 1 | 685 | 685 | 26 |
| Bois Blanc Township, Precinct 1 | 50 | 50 | 1 |
| Brevort Township, Precinct 1 | 170 | 170 | 2 |
| Clark Township, Precinct 1 | 712 | 712 | 9 |
| Garfield Township, Precinct 1 | 169 | 169 | 1 |
| Garfield Township, Precinct 2 | 200 | 200 | 1 |
| Hendricks Township, Precinct 1 | 39 | 39 | 1 |
| Hudson Township, Precinct 1 | 68 | 68 | 0 |
| Marquette Township, Precinct 1 | 229 | 229 | 3 |
| Moran Township, Precinct 1 | 379 | 379 | 3 |
| Newton Township, Precinct 1 | 141 | 141 | 1 |
| Portage Township, Precinct 1 | 392 | 392 | 6 |
| St. Ignace Township, Precinct 1 | 260 | 260 | 7 |
| Mackinac County Michigan - Total | 3,723 | 3,723 | 64 |
| **Cumulative** | | | |
| Cumulative | 0 | 0 | 0 |
| Cumulative - Total | 0 | 0 | 0 |
| County - Total | 3,723 | 3,723 | 64 |

# Judge Probate Dist Ct (Vote for 1)

| Precinct | Times Cast | Registered Voters | Clayton Graham | Total Votes | Unresolved Write-In |
|---|---|---|---|---|---|
| **County** | | | | | |
| **Mackinac County Michigan** | | | | | |
| City of Mackinac Island, Precinct 1 | 414 | 773 | 243 | 243 | 1 |
| City of St. Ignace, Precinct 1 | 1,058 | 2,139 | 803 | 803 | 26 |
| Bois Blanc Township, Precinct 1 | 83 | 111 | 52 | 52 | 2 |
| Brevort Township, Precinct 1 | 272 | 455 | 197 | 197 | 5 |
| Clark Township, Precinct 1 | 1,113 | 1,715 | 769 | 769 | 12 |
| Garfield Township, Precinct 1 | 265 | 459 | 179 | 179 | 1 |
| Garfield Township, Precinct 2 | 317 | 442 | 214 | 214 | 1 |
| Hendricks Township, Precinct 1 | 70 | 111 | 53 | 53 | 1 |
| Hudson Township, Precinct 1 | 106 | 166 | 75 | 75 | 1 |
| Marquette Township, Precinct 1 | 335 | 500 | 241 | 241 | 6 |
| Moran Township, Precinct 1 | 592 | 921 | 444 | 444 | 3 |
| Newton Township, Precinct 1 | 227 | 377 | 156 | 156 | 1 |
| Portage Township, Precinct 1 | 566 | 756 | 402 | 402 | 6 |
| St. Ignace Township, Precinct 1 | 392 | 650 | 294 | 294 | 5 |
| Mackinac County Michigan - Total | 5,810 | 9,575 | 4,122 | 4,122 | 71 |
| **Cumulative** | | | | | |
| Cumulative | 0 | 0 | 0 | 0 | 0 |
| Cumulative - Total | 0 | 0 | 0 | 0 | 0 |
| County - Total | 5,810 | 9,575 | 4,122 | 4,122 | 71 |

# St Ignace School Bd (Vote for 3)

| Precinct | Times Cast | Registered Voters |
|---|---|---|
| **County** | | |
| **Mackinac County Michigan** | | |
| City of St. Ignace, Precinct 1 | 1,058 | 2,139 |
| Brevort Township, Precinct 1 | 269 | 447 |
| St. Ignace Township, Precinct 1 | 377 | 620 |
| Mackinac County Michigan - Total | 1,704 | 3,206 |
| **Cumulative** | | |
| Cumulative | 0 | 0 |
| Cumulative - Total | 0 | 0 |
| County - Total | 1,704 | 3,206 |

| Precinct | David Davis | Stephannie Vallier |
|---|---|---|
| **County** | | |
| **Mackinac County Michigan** | | |
| City of St. Ignace, Precinct 1 | 635 | 703 |
| Brevort Township, Precinct 1 | 150 | 163 |
| St. Ignace Township, Precinct 1 | 226 | 250 |
| Mackinac County Michigan - Total | 1,011 | 1,116 |
| **Cumulative** | | |
| Cumulative | 0 | 0 |
| Cumulative - Total | 0 | 0 |
| County - Total | 1,011 | 1,116 |

| Precinct | Jane Ann Weiss | Total Votes | Unresolved Write-In |
|---|---|---|---|
| **County** | | | |
| **Mackinac County Michigan** | | | |
| City of St. Ignace, Precinct 1 | 678 | 2,016 | 12 |
| Brevort Township, Precinct 1 | 158 | 471 | 2 |
| St. Ignace Township, Precinct 1 | 240 | 716 | 8 |
| Mackinac County Michigan - Total | 1,076 | 3,203 | 22 |
| **Cumulative** | | | |
| Cumulative | 0 | 0 | 0 |
| Cumulative - Total | 0 | 0 | 0 |
| County - Total | 1,076 | 3,203 | 22 |

# Bois Blanc Twp School Bd (Vote for 2)

| Precinct | Times Cast | Registered Voters |
|---|---|---|
| **County** | | |
| **Mackinac County Michigan** | | |
| Bois Blanc Township, Precinct 1 | 83 | 111 |
| Mackinac County Michigan - Total | 83 | 111 |
| **Cumulative** | | |
| Cumulative | 0 | 0 |
| Cumulative - Total | 0 | 0 |
| County - Total | 83 | 111 |

| Precinct | Suzette Cooley-Sanborn | Susan Parent | Total Votes |
|---|---|---|---|
| **County** | | | |
| **Mackinac County Michigan** | | | |
| Bois Blanc Township, Precinct 1 | 71 | 64 | 135 |
| Mackinac County Michigan - Total | 71 | 64 | 135 |
| **Cumulative** | | | |
| Cumulative | 0 | 0 | 0 |
| Cumulative - Total | 0 | 0 | 0 |
| County - Total | 71 | 64 | 135 |

| Precinct | Unresolved Write-In |
|---|---|
| **County** | |
| **Mackinac County Michigan** | |
| Bois Blanc Township, Precinct 1 | 0 |
| Mackinac County Michigan - Total | 0 |
| **Cumulative** | |
| Cumulative | 0 |
| Cumulative - Total | 0 |
| County - Total | 0 |

# Engadine School Bd (Vote for 3)

| Precinct | Times Cast | Registered Voters |
|---|---|---|
| **County** | | |
| **Mackinac County Michigan** | | |
| Garfield Township, Precinct 1 | 265 | 459 |
| Garfield Township, Precinct 2 | 317 | 442 |
| Hendricks Township, Precinct 1 | 70 | 111 |
| Hudson Township, Precinct 1 | 106 | 166 |
| Newton Township, Precinct 1 | 227 | 377 |
| Portage Township, Precinct 1 | 19 | 33 |
| Mackinac County Michigan - Total | 1,004 | 1,588 |
| **Cumulative** | | |
| Cumulative | 0 | 0 |
| Cumulative - Total | 0 | 0 |
| County - Total | 1,004 | 1,588 |

| Precinct | Ashley Butkovich | Dave Hopper | Total Votes |
|---|---|---|---|
| **County** | | | |
| **Mackinac County Michigan** | | | |
| Garfield Township, Precinct 1 | 193 | 163 | 360 |
| Garfield Township, Precinct 2 | 219 | 186 | 413 |
| Hendricks Township, Precinct 1 | 47 | 38 | 85 |
| Hudson Township, Precinct 1 | 66 | 57 | 125 |
| Newton Township, Precinct 1 | 152 | 118 | 270 |
| Portage Township, Precinct 1 | 12 | 14 | 27 |
| Mackinac County Michigan - Total | 689 | 576 | 1,280 |
| **Cumulative** | | | |
| Cumulative | 0 | 0 | 0 |
| Cumulative - Total | 0 | 0 | 0 |
| County - Total | 689 | 576 | 1,280 |

| Precinct | Beverly Petros Qualified Write In | Unresolved Write-In |
|---|---|---|
| **County** | | |
| **Mackinac County Michigan** | | |
| Garfield Township, Precinct 1 | 4 | 5 |
| Garfield Township, Precinct 2 | 8 | 9 |
| Hendricks Township, Precinct 1 | 0 | 3 |
| Hudson Township, Precinct 1 | 2 | 0 |
| Newton Township, Precinct 1 | 0 | 4 |
| Portage Township, Precinct 1 | 1 | 0 |
| Mackinac County Michigan - Total | 15 | 21 |
| **Cumulative** | | |
| Cumulative | 0 | 0 |
| Cumulative - Total | 0 | 0 |
| County - Total | 15 | 21 |

# Engadine School Bd Partial (Vote for 1)

| Precinct | Times Cast | Registered Voters |
|---|---|---|
| **County** | | |
| **Mackinac County Michigan** | | |
| Garfield Township, Precinct 1 | 265 | 459 |
| Garfield Township, Precinct 2 | 317 | 442 |
| Hendricks Township, Precinct 1 | 70 | 111 |
| Hudson Township, Precinct 1 | 106 | 166 |
| Newton Township, Precinct 1 | 227 | 377 |
| Portage Township, Precinct 1 | 19 | 33 |
| Mackinac County Michigan - Total | 1,004 | 1,588 |
| **Cumulative** | | |
| Cumulative | 0 | 0 |
| Cumulative - Total | 0 | 0 |
| County - Total | 1,004 | 1,588 |

| Precinct | Leslie Chapman | Total Votes | Unresolved Write-In |
|---|---|---|---|
| **County** | | | |
| **Mackinac County Michigan** | | | |
| Garfield Township, Precinct 1 | 199 | 199 | 1 |
| Garfield Township, Precinct 2 | 236 | 236 | 2 |
| Hendricks Township, Precinct 1 | 51 | 51 | 0 |
| Hudson Township, Precinct 1 | 73 | 73 | 0 |
| Newton Township, Precinct 1 | 159 | 159 | 2 |
| Portage Township, Precinct 1 | 14 | 14 | 0 |
| Mackinac County Michigan - Total | 732 | 732 | 5 |
| **Cumulative** | | | |
| Cumulative | 0 | 0 | 0 |
| Cumulative - Total | 0 | 0 | 0 |
| County - Total | 732 | 732 | 5 |

# Les Cheneaux School Bd (Vote for 2)

| Precinct | Times Cast | Registered Voters |
|---|---|---|
| **County** | | |
| **Mackinac County Michigan** | | |
| Clark Township, Precinct 1 | 1,113 | 1,715 |
| Marquette Township, Precinct 1 | 123 | 203 |
| CHIPPEWA Raber Twp P1 | 0 | 0 |
| Mackinac County Michigan - Total | 1,236 | 1,918 |
| **Cumulative** | | |
| Cumulative | 0 | 0 |
| Cumulative - Total | 0 | 0 |
| County - Total | 1,236 | 1,918 |

| Precinct | Marcia A. Perkins | Chad Williams | Total Votes |
|---|---|---|---|
| **County** | | | |
| **Mackinac County Michigan** | | | |
| Clark Township, Precinct 1 | 787 | 750 | 1,537 |
| Marquette Township, Precinct 1 | 84 | 79 | 163 |
| CHIPPEWA Raber Twp P1 | 0 | 0 | 0 |
| Mackinac County Michigan - Total | 871 | 829 | 1,700 |
| **Cumulative** | | | |
| Cumulative | 0 | 0 | 0 |
| Cumulative - Total | 0 | 0 | 0 |
| County - Total | 871 | 829 | 1,700 |

| Precinct | Unresolved Write-In |
|---|---|
| **County** | |
| **Mackinac County Michigan** | |
| Clark Township, Precinct 1 | 10 |
| Marquette Township, Precinct 1 | 0 |
| CHIPPEWA Raber Twp P1 | 0 |
| Mackinac County Michigan - Total | 10 |
| **Cumulative** | |
| Cumulative | 0 |
| Cumulative - Total | 0 |
| County - Total | 10 |

# Mackinac Island School Bd (Vote for 2)

| Precinct | Times Cast | Registered Voters |
|---|---|---|
| **County** | | |
| **Mackinac County Michigan** | | |
| City of Mackinac Island, Precinct 1 | 414 | 773 |
| Mackinac County Michigan - Total | 414 | 773 |
| **Cumulative** | | |
| Cumulative | 0 | 0 |
| Cumulative - Total | 0 | 0 |
| County - Total | 414 | 773 |

| Precinct | Jeri-Lynn Bailey | Benjamin Mosley |
|---|---|---|
| **County** | | |
| **Mackinac County Michigan** | | |
| City of Mackinac Island, Precinct 1 | 251 | 168 |
| Mackinac County Michigan - Total | 251 | 168 |
| **Cumulative** | | |
| Cumulative | 0 | 0 |
| Cumulative - Total | 0 | 0 |
| County - Total | 251 | 168 |

| Precinct | Larry D. Rickley | Total Votes | Unresolved Write-In |
|---|---|---|---|
| **County** | | | |
| **Mackinac County Michigan** | | | |
| City of Mackinac Island, Precinct 1 | 308 | 727 | 0 |
| Mackinac County Michigan - Total | 308 | 727 | 0 |
| **Cumulative** | | | |
| Cumulative | 0 | 0 | 0 |
| Cumulative - Total | 0 | 0 | 0 |
| County - Total | 308 | 727 | 0 |

# Tahquamenon School Bd (Vote for 3)

| Precinct | Times Cast | Registered Voters | Stuart McTiver | Jeffrey Puckett |
|---|---|---|---|---|
| **County** | | | | |
| **Mackinac County Michigan** | | | | |
| Portage Township, Precinct 1 | 547 | 723 | 286 | 341 |
| Mackinac County Michigan - Total | 547 | 723 | 286 | 341 |
| **Cumulative** | | | | |
| Cumulative | 0 | 0 | 0 | 0 |
| Cumulative - Total | 0 | 0 | 0 | 0 |
| County - Total | 547 | 723 | 286 | 341 |

| Precinct | Brian Rahilly | Total Votes | Unresolved Write-In |
|---|---|---|---|
| **County** | | | |
| **Mackinac County Michigan** | | | |
| Portage Township, Precinct 1 | 335 | 962 | 19 |
| Mackinac County Michigan - Total | 335 | 962 | 19 |
| **Cumulative** | | | |
| Cumulative | 0 | 0 | 0 |
| Cumulative - Total | 0 | 0 | 0 |
| County - Total | 335 | 962 | 19 |

# Tahquamenon School Bd Partial (Vote for 1)

| Precinct | Times Cast | Registered Voters |
|---|---|---|
| **County** | | |
| **Mackinac County Michigan** | | |
| Portage Township, Precinct 1 | 547 | 723 |
| Mackinac County Michigan - Total | 547 | 723 |
| **Cumulative** | | |
| Cumulative | 0 | 0 |
| Cumulative - Total | 0 | 0 |
| County - Total | 547 | 723 |

| Precinct | Total Votes | Charles Mesloh Qualified Write In | Anthony Wayne Salter Qualified Write In |
|---|---|---|---|
| **County** | | | |
| **Mackinac County Michigan** | | | |
| Portage Township, Precinct 1 | 6 | 0 | 2 |
| Mackinac County Michigan - Total | 6 | 0 | 2 |
| **Cumulative** | | | |
| Cumulative | 0 | 0 | 0 |
| Cumulative - Total | 0 | 0 | 0 |
| County - Total | 6 | 0 | 2 |

| Precinct | Jonathan Brown Qualified Write In | Unresolved Write-In |
|---|---|---|
| **County** | | |
| **Mackinac County Michigan** | | |
| Portage Township, Precinct 1 | 4 | 39 |
| Mackinac County Michigan - Total | 4 | 39 |
| **Cumulative** | | |
| Cumulative | 0 | 0 |
| Cumulative - Total | 0 | 0 |
| County - Total | 4 | 39 |

# Pickford School Bd (Vote for 3)

| Precinct | Times Cast | Registered Voters | Lorri Brown | David E. Firack |
|---|---|---|---|---|
| **County** | | | | |
| **Mackinac County Michigan** | | | | |
| Marquette Township, Precinct 1 | 203 | 283 | 147 | 144 |
| Mackinac County Michigan - Total | 203 | 283 | 147 | 144 |
| **Cumulative** | | | | |
| Cumulative | 0 | 0 | 0 | 0 |
| Cumulative - Total | 0 | 0 | 0 | 0 |
| County - Total | 203 | 283 | 147 | 144 |

| Precinct | Eric Galer | Total Votes | Unresolved Write-In |
|---|---|---|---|
| **County** | | | |
| **Mackinac County Michigan** | | | |
| Marquette Township, Precinct 1 | 144 | 435 | 0 |
| Mackinac County Michigan - Total | 144 | 435 | 0 |
| **Cumulative** | | | |
| Cumulative | 0 | 0 | 0 |
| Cumulative - Total | 0 | 0 | 0 |
| County - Total | 144 | 435 | 0 |

# Rudyard School Bd (Vote for 2)

| Precinct | Times Cast | Registered Voters |
|---|---|---|
| **County** | | |
| **Mackinac County Michigan** | | |
| Brevort Township, Precinct 1 | 3 | 8 |
| Marquette Township, Precinct 1 | 9 | 14 |
| St. Ignace Township, Precinct 1 | 15 | 30 |
| Mackinac County Michigan - Total | 27 | 52 |
| **Cumulative** | | |
| Cumulative | 0 | 0 |
| Cumulative - Total | 0 | 0 |
| County - Total | 27 | 52 |

| Precinct | Hebert Maloney | Mitchell Perry | Total Votes |
|---|---|---|---|
| **County** | | | |
| **Mackinac County Michigan** | | | |
| Brevort Township, Precinct 1 | 2 | 2 | 4 |
| Marquette Township, Precinct 1 | 5 | 3 | 8 |
| St. Ignace Township, Precinct 1 | 7 | 7 | 14 |
| Mackinac County Michigan - Total | 14 | 12 | 26 |
| **Cumulative** | | | |
| Cumulative | 0 | 0 | 0 |
| Cumulative - Total | 0 | 0 | 0 |
| County - Total | 14 | 12 | 26 |

| Precinct | Unresolved Write-In |
|---|---|
| **County** | |
| **Mackinac County Michigan** | |
| Brevort Township, Precinct 1 | 0 |
| Marquette Township, Precinct 1 | 0 |
| St. Ignace Township, Precinct 1 | 0 |
| Mackinac County Michigan - Total | 0 |
| **Cumulative** | |
| Cumulative | 0 |
| Cumulative - Total | 0 |
| County - Total | 0 |

# Rudyard School Bd Partial (Vote for 1)

| Precinct | Times Cast | Registered Voters |
|---|---|---|
| **County** | | |
| **Mackinac County Michigan** | | |
| Brevort Township, Precinct 1 | 3 | 8 |
| Marquette Township, Precinct 1 | 9 | 14 |
| St. Ignace Township, Precinct 1 | 15 | 30 |
| Mackinac County Michigan - Total | 27 | 52 |
| **Cumulative** | | |
| Cumulative | 0 | 0 |
| Cumulative - Total | 0 | 0 |
| County - Total | 27 | 52 |

| Precinct | Total Votes | Douglas Besteman Qualified Write In | Unresolved Write-In |
|---|---|---|---|
| **County** | | | |
| **Mackinac County Michigan** | | | |
| Brevort Township, Precinct 1 | 0 | 0 | 1 |
| Marquette Township, Precinct 1 | 0 | 0 | 1 |
| St. Ignace Township, Precinct 1 | 0 | 0 | 2 |
| Mackinac County Michigan - Total | 0 | 0 | 4 |
| **Cumulative** | | | |
| Cumulative | 0 | 0 | 0 |
| Cumulative - Total | 0 | 0 | 0 |
| County - Total | 0 | 0 | 4 |

# State Prop 18-1 Marijuana (Vote for 1)

| Precinct | Times Cast | Registered Voters | Yes | No | Total Votes |
|---|---|---|---|---|---|
| **County** | | | | | |
| **Mackinac County Michigan** | | | | | |
| City of Mackinac Island, Precinct 1 | 414 | 773 | 220 | 172 | 392 |
| City of St. Ignace, Precinct 1 | 1,058 | 2,139 | 544 | 499 | 1,043 |
| Bois Blanc Township, Precinct 1 | 83 | 111 | 49 | 31 | 80 |
| Brevort Township, Precinct 1 | 272 | 455 | 110 | 152 | 262 |
| Clark Township, Precinct 1 | 1,113 | 1,715 | 542 | 550 | 1,092 |
| Garfield Township, Precinct 1 | 265 | 459 | 97 | 155 | 252 |
| Garfield Township, Precinct 2 | 317 | 442 | 113 | 192 | 305 |
| Hendricks Township, Precinct 1 | 70 | 111 | 19 | 50 | 69 |
| Hudson Township, Precinct 1 | 106 | 166 | 44 | 50 | 94 |
| Marquette Township, Precinct 1 | 335 | 500 | 144 | 181 | 325 |
| Moran Township, Precinct 1 | 592 | 921 | 281 | 304 | 585 |
| Newton Township, Precinct 1 | 227 | 377 | 111 | 105 | 216 |
| Portage Township, Precinct 1 | 566 | 756 | 264 | 295 | 559 |
| St. Ignace Township, Precinct 1 | 392 | 650 | 210 | 172 | 382 |
| Mackinac County Michigan - Total | 5,810 | 9,575 | 2,748 | 2,908 | 5,656 |
| **Cumulative** | | | | | |
| Cumulative | 0 | 0 | 0 | 0 | 0 |
| Cumulative - Total | 0 | 0 | 0 | 0 | 0 |
| County - Total | 5,810 | 9,575 | 2,748 | 2,908 | 5,656 |

| Precinct | Unresolved Write-In |
|---|---|
| **County** | |
| **Mackinac County Michigan** | |
| City of Mackinac Island, Precinct 1 | 0 |
| City of St. Ignace, Precinct 1 | 0 |
| Bois Blanc Township, Precinct 1 | 0 |
| Brevort Township, Precinct 1 | 0 |
| Clark Township, Precinct 1 | 0 |
| Garfield Township, Precinct 1 | 0 |
| Garfield Township, Precinct 2 | 0 |
| Hendricks Township, Precinct 1 | 0 |
| Hudson Township, Precinct 1 | 0 |
| Marquette Township, Precinct 1 | 0 |
| Moran Township, Precinct 1 | 0 |
| Newton Township, Precinct 1 | 0 |
| Portage Township, Precinct 1 | 0 |
| St. Ignace Township, Precinct 1 | 0 |
| Mackinac County Michigan - Total | 0 |
| **Cumulative** | |
| Cumulative | 0 |
| Cumulative - Total | 0 |
| County - Total | 0 |

# State Prop 18-2 Redistricting (Vote for 1)

| Precinct | Times Cast | Registered Voters |
|---|---|---|
| **County** | | |
| **Mackinac County Michigan** | | |
| City of Mackinac Island, Precinct 1 | 414 | 773 |
| City of St. Ignace, Precinct 1 | 1,058 | 2,139 |
| Bois Blanc Township, Precinct 1 | 83 | 111 |
| Brevort Township, Precinct 1 | 272 | 455 |
| Clark Township, Precinct 1 | 1,113 | 1,715 |
| Garfield Township, Precinct 1 | 265 | 459 |
| Garfield Township, Precinct 2 | 317 | 442 |
| Hendricks Township, Precinct 1 | 70 | 111 |
| Hudson Township, Precinct 1 | 106 | 166 |
| Marquette Township, Precinct 1 | 335 | 500 |
| Moran Township, Precinct 1 | 592 | 921 |
| Newton Township, Precinct 1 | 227 | 377 |
| Portage Township, Precinct 1 | 566 | 756 |
| St. Ignace Township, Precinct 1 | 392 | 650 |
| Mackinac County Michigan - Total | 5,810 | 9,575 |
| **Cumulative** | | |
| Cumulative | 0 | 0 |
| Cumulative - Total | 0 | 0 |
| County - Total | 5,810 | 9,575 |

| Precinct | Yes | No | Total Votes |
|---|---|---|---|
| **County** | | | |
| **Mackinac County Michigan** | | | |
| City of Mackinac Island, Precinct 1 | 241 | 135 | 376 |
| City of St. Ignace, Precinct 1 | 518 | 493 | 1,011 |
| Bois Blanc Township, Precinct 1 | 42 | 36 | 78 |
| Brevort Township, Precinct 1 | 105 | 147 | 252 |
| Clark Township, Precinct 1 | 547 | 513 | 1,060 |
| Garfield Township, Precinct 1 | 93 | 148 | 241 |
| Garfield Township, Precinct 2 | 122 | 176 | 298 |
| Hendricks Township, Precinct 1 | 25 | 45 | 70 |
| Hudson Township, Precinct 1 | 45 | 48 | 93 |
| Marquette Township, Precinct 1 | 136 | 189 | 325 |
| Moran Township, Precinct 1 | 308 | 262 | 570 |
| Newton Township, Precinct 1 | 113 | 97 | 210 |
| Portage Township, Precinct 1 | 273 | 273 | 546 |
| St. Ignace Township, Precinct 1 | 177 | 191 | 368 |
| Mackinac County Michigan - Total | 2,745 | 2,753 | 5,498 |
| **Cumulative** | | | |
| Cumulative | 0 | 0 | 0 |
| Cumulative - Total | 0 | 0 | 0 |
| County - Total | 2,745 | 2,753 | 5,498 |

| Precinct | Unresolved Write-In |
|---|---|
| **County** | |
| **Mackinac County Michigan** | |
| City of Mackinac Island, Precinct 1 | 0 |
| City of St. Ignace, Precinct 1 | 0 |
| Bois Blanc Township, Precinct 1 | 0 |
| Brevort Township, Precinct 1 | 0 |
| Clark Township, Precinct 1 | 0 |
| Garfield Township, Precinct 1 | 0 |
| Garfield Township, Precinct 2 | 0 |
| Hendricks Township, Precinct 1 | 0 |
| Hudson Township, Precinct 1 | 0 |
| Marquette Township, Precinct 1 | 0 |
| Moran Township, Precinct 1 | 0 |
| Newton Township, Precinct 1 | 0 |
| Portage Township, Precinct 1 | 0 |
| St. Ignace Township, Precinct 1 | 0 |
| Mackinac County Michigan - Total | 0 |
| **Cumulative** | |
| Cumulative | 0 |
| Cumulative - Total | 0 |
| County - Total | 0 |

# State Prop 18-3 Voting (Vote for 1)

| Precinct | Times Cast | Registered Voters |
|---|---|---|
| **County** | | |
| **Mackinac County Michigan** | | |
| City of Mackinac Island, Precinct 1 | 414 | 773 |
| City of St. Ignace, Precinct 1 | 1,058 | 2,139 |
| Bois Blanc Township, Precinct 1 | 83 | 111 |
| Brevort Township, Precinct 1 | 272 | 455 |
| Clark Township, Precinct 1 | 1,113 | 1,715 |
| Garfield Township, Precinct 1 | 265 | 459 |
| Garfield Township, Precinct 2 | 317 | 442 |
| Hendricks Township, Precinct 1 | 70 | 111 |
| Hudson Township, Precinct 1 | 106 | 166 |
| Marquette Township, Precinct 1 | 335 | 500 |
| Moran Township, Precinct 1 | 592 | 921 |
| Newton Township, Precinct 1 | 227 | 377 |
| Portage Township, Precinct 1 | 566 | 756 |
| St. Ignace Township, Precinct 1 | 392 | 650 |
| Mackinac County Michigan - Total | 5,810 | 9,575 |
| **Cumulative** | | |
| Cumulative | 0 | 0 |
| Cumulative - Total | 0 | 0 |
| County - Total | 5,810 | 9,575 |

| Precinct | Yes | No | Total Votes |
|---|---|---|---|
| **County** | | | |
| **Mackinac County Michigan** | | | |
| City of Mackinac Island, Precinct 1 | 238 | 140 | 378 |
| City of St. Ignace, Precinct 1 | 570 | 456 | 1,026 |
| Bois Blanc Township, Precinct 1 | 49 | 30 | 79 |
| Brevort Township, Precinct 1 | 127 | 127 | 254 |
| Clark Township, Precinct 1 | 634 | 445 | 1,079 |
| Garfield Township, Precinct 1 | 124 | 123 | 247 |
| Garfield Township, Precinct 2 | 146 | 154 | 300 |
| Hendricks Township, Precinct 1 | 29 | 40 | 69 |
| Hudson Township, Precinct 1 | 43 | 43 | 86 |
| Marquette Township, Precinct 1 | 149 | 174 | 323 |
| Moran Township, Precinct 1 | 306 | 266 | 572 |
| Newton Township, Precinct 1 | 127 | 80 | 207 |
| Portage Township, Precinct 1 | 306 | 241 | 547 |
| St. Ignace Township, Precinct 1 | 205 | 167 | 372 |
| Mackinac County Michigan - Total | 3,053 | 2,486 | 5,539 |
| **Cumulative** | | | |
| Cumulative | 0 | 0 | 0 |
| Cumulative - Total | 0 | 0 | 0 |
| County - Total | 3,053 | 2,486 | 5,539 |

| Precinct | Unresolved Write-In |
|---|---|
| **County** | |
| **Mackinac County Michigan** | |
| City of Mackinac Island, Precinct 1 | 0 |
| City of St. Ignace, Precinct 1 | 0 |
| Bois Blanc Township, Precinct 1 | 0 |
| Brevort Township, Precinct 1 | 0 |
| Clark Township, Precinct 1 | 0 |
| Garfield Township, Precinct 1 | 0 |
| Garfield Township, Precinct 2 | 0 |
| Hendricks Township, Precinct 1 | 0 |
| Hudson Township, Precinct 1 | 0 |
| Marquette Township, Precinct 1 | 0 |
| Moran Township, Precinct 1 | 0 |
| Newton Township, Precinct 1 | 0 |
| Portage Township, Precinct 1 | 0 |
| St. Ignace Township, Precinct 1 | 0 |
| Mackinac County Michigan - Total | 0 |
| **Cumulative** | |
| Cumulative | 0 |
| Cumulative - Total | 0 |
| County - Total | 0 |

# County Veterans Affairs (Vote for 1)

| Precinct | Times Cast | Registered Voters |
|---|---|---|
| **County** | | |
| **Mackinac County Michigan** | | |
| City of Mackinac Island, Precinct 1 | 414 | 773 |
| City of St. Ignace, Precinct 1 | 1,058 | 2,139 |
| Bois Blanc Township, Precinct 1 | 83 | 111 |
| Brevort Township, Precinct 1 | 272 | 455 |
| Clark Township, Precinct 1 | 1,113 | 1,715 |
| Garfield Township, Precinct 1 | 265 | 459 |
| Garfield Township, Precinct 2 | 317 | 442 |
| Hendricks Township, Precinct 1 | 70 | 111 |
| Hudson Township, Precinct 1 | 106 | 166 |
| Marquette Township, Precinct 1 | 335 | 500 |
| Moran Township, Precinct 1 | 592 | 921 |
| Newton Township, Precinct 1 | 227 | 377 |
| Portage Township, Precinct 1 | 566 | 756 |
| St. Ignace Township, Precinct 1 | 392 | 650 |
| Mackinac County Michigan - Total | 5,810 | 9,575 |
| **Cumulative** | | |
| Cumulative | 0 | 0 |
| Cumulative - Total | 0 | 0 |
| County - Total | 5,810 | 9,575 |

| Precinct | Yes | No | Total Votes |
|---|---|---|---|
| **County** | | | |
| **Mackinac County Michigan** | | | |
| City of Mackinac Island, Precinct 1 | 306 | 71 | 377 |
| City of St. Ignace, Precinct 1 | 809 | 201 | 1,010 |
| Bois Blanc Township, Precinct 1 | 66 | 12 | 78 |
| Brevort Township, Precinct 1 | 187 | 66 | 253 |
| Clark Township, Precinct 1 | 834 | 232 | 1,066 |
| Garfield Township, Precinct 1 | 171 | 73 | 244 |
| Garfield Township, Precinct 2 | 224 | 77 | 301 |
| Hendricks Township, Precinct 1 | 56 | 14 | 70 |
| Hudson Township, Precinct 1 | 67 | 23 | 90 |
| Marquette Township, Precinct 1 | 221 | 101 | 322 |
| Moran Township, Precinct 1 | 430 | 142 | 572 |
| Newton Township, Precinct 1 | 165 | 42 | 207 |
| Portage Township, Precinct 1 | 389 | 157 | 546 |
| St. Ignace Township, Precinct 1 | 283 | 86 | 369 |
| Mackinac County Michigan - Total | 4,208 | 1,297 | 5,505 |
| **Cumulative** | | | |
| Cumulative | 0 | 0 | 0 |
| Cumulative - Total | 0 | 0 | 0 |
| County - Total | 4,208 | 1,297 | 5,505 |

| Precinct | Unresolved Write-In |
|---|---|
| **County** | |
| **Mackinac County Michigan** | |
| City of Mackinac Island, Precinct 1 | 0 |
| City of St. Ignace, Precinct 1 | 0 |
| Bois Blanc Township, Precinct 1 | 0 |
| Brevort Township, Precinct 1 | 0 |
| Clark Township, Precinct 1 | 0 |
| Garfield Township, Precinct 1 | 0 |
| Garfield Township, Precinct 2 | 0 |
| Hendricks Township, Precinct 1 | 0 |
| Hudson Township, Precinct 1 | 0 |
| Marquette Township, Precinct 1 | 0 |
| Moran Township, Precinct 1 | 0 |
| Newton Township, Precinct 1 | 0 |
| Portage Township, Precinct 1 | 0 |
| St. Ignace Township, Precinct 1 | 0 |
| Mackinac County Michigan - Total | 0 |
| **Cumulative** | |
| Cumulative | 0 |
| Cumulative - Total | 0 |
| County - Total | 0 |

# Clark Twp Ambulance EMS (Vote for 1)

| Precinct | Times Cast | Registered Voters |
|---|---|---|
| **County** | | |
| **Mackinac County Michigan** | | |
| Clark Township, Precinct 1 | 1,113 | 1,715 |
| Mackinac County Michigan - Total | 1,113 | 1,715 |
| **Cumulative** | | |
| Cumulative | 0 | 0 |
| Cumulative - Total | 0 | 0 |
| County - Total | 1,113 | 1,715 |

| Precinct | Yes | No | Total Votes |
|---|---|---|---|
| **County** | | | |
| **Mackinac County Michigan** | | | |
| Clark Township, Precinct 1 | 849 | 226 | 1,075 |
| Mackinac County Michigan - Total | 849 | 226 | 1,075 |
| **Cumulative** | | | |
| Cumulative | 0 | 0 | 0 |
| Cumulative - Total | 0 | 0 | 0 |
| County - Total | 849 | 226 | 1,075 |

| Precinct | Unresolved Write-In |
|---|---|
| **County** | |
| **Mackinac County Michigan** | |
| Clark Township, Precinct 1 | 0 |
| Mackinac County Michigan - Total | 0 |
| **Cumulative** | |
| Cumulative | 0 |
| Cumulative - Total | 0 |
| County - Total | 0 |

# Portage Twp Road Improvement (Vote for 1)

| Precinct | Times Cast | Registered Voters |
|---|---|---|
| **County** | | |
| **Mackinac County Michigan** | | |
| Portage Township, Precinct 1 | 566 | 756 |
| Mackinac County Michigan - Total | 566 | 756 |
| **Cumulative** | | |
| Cumulative | 0 | 0 |
| Cumulative - Total | 0 | 0 |
| County - Total | 566 | 756 |

| Precinct | Yes | No | Total Votes |
|---|---|---|---|
| **County** | | | |
| **Mackinac County Michigan** | | | |
| Portage Township, Precinct 1 | 259 | 289 | 548 |
| Mackinac County Michigan - Total | 259 | 289 | 548 |
| **Cumulative** | | | |
| Cumulative | 0 | 0 | 0 |
| Cumulative - Total | 0 | 0 | 0 |
| County - Total | 259 | 289 | 548 |

| Precinct | Unresolved Write-In |
|---|---|
| **County** | |
| **Mackinac County Michigan** | |
| Portage Township, Precinct 1 | 0 |
| Mackinac County Michigan - Total | 0 |
| **Cumulative** | |
| Cumulative | 0 |
| Cumulative - Total | 0 |
| County - Total | 0 |

# Bois Blanc Pines Sch Prop (Vote for 1)

| Precinct | Times Cast | Registered Voters |
|---|---|---|
| **County** | | |
| **Mackinac County Michigan** | | |
| Bois Blanc Township, Precinct 1 | 83 | 111 |
| Mackinac County Michigan - Total | 83 | 111 |
| **Cumulative** | | |
| Cumulative | 0 | 0 |
| Cumulative - Total | 0 | 0 |
| County - Total | 83 | 111 |

| Precinct | Yes | No | Total Votes |
|---|---|---|---|
| **County** | | | |
| **Mackinac County Michigan** | | | |
| Bois Blanc Township, Precinct 1 | 59 | 20 | 79 |
| Mackinac County Michigan - Total | 59 | 20 | 79 |
| **Cumulative** | | | |
| Cumulative | 0 | 0 | 0 |
| Cumulative - Total | 0 | 0 | 0 |
| County - Total | 59 | 20 | 79 |

| Precinct | Unresolved Write-In |
|---|---|
| **County** | |
| **Mackinac County Michigan** | |
| Bois Blanc Township, Precinct 1 | 0 |
| Mackinac County Michigan - Total | 0 |
| **Cumulative** | |
| Cumulative | 0 |
| Cumulative - Total | 0 |
| County - Total | 0 |

# Engadine School Prop (Vote for 1)

| Precinct | Times Cast | Registered Voters |
|---|---|---|
| **County** | | |
| **Mackinac County Michigan** | | |
| Garfield Township, Precinct 1 | 265 | 459 |
| Garfield Township, Precinct 2 | 317 | 442 |
| Hendricks Township, Precinct 1 | 70 | 111 |
| Hudson Township, Precinct 1 | 106 | 166 |
| Newton Township, Precinct 1 | 227 | 377 |
| Portage Township, Precinct 1 | 19 | 33 |
| Mackinac County Michigan - Total | 1,004 | 1,588 |
| **Cumulative** | | |
| Cumulative | 0 | 0 |
| Cumulative - Total | 0 | 0 |
| County - Total | 1,004 | 1,588 |

| Precinct | Yes | No | Total Votes |
|---|---|---|---|
| **County** | | | |
| **Mackinac County Michigan** | | | |
| Garfield Township, Precinct 1 | 159 | 88 | 247 |
| Garfield Township, Precinct 2 | 228 | 75 | 303 |
| Hendricks Township, Precinct 1 | 47 | 22 | 69 |
| Hudson Township, Precinct 1 | 67 | 25 | 92 |
| Newton Township, Precinct 1 | 141 | 66 | 207 |
| Portage Township, Precinct 1 | 14 | 5 | 19 |
| Mackinac County Michigan - Total | 656 | 281 | 937 |
| **Cumulative** | | | |
| Cumulative | 0 | 0 | 0 |
| Cumulative - Total | 0 | 0 | 0 |
| County - Total | 656 | 281 | 937 |

| Precinct | Unresolved Write-in |
|---|---|
| **County** | |
| **Mackinac County Michigan** | |
| Garfield Township, Precinct 1 | 0 |
| Garfield Township, Precinct 2 | 0 |
| Hendricks Township, Precinct 1 | 0 |
| Hudson Township, Precinct 1 | 0 |
| Newton Township, Precinct 1 | 0 |
| Portage Township, Precinct 1 | 0 |
| Mackinac County Michigan - Total | 0 |
| **Cumulative** | |
| Cumulative | 0 |
| Cumulative - Total | 0 |
| County - Total | 0 |

# Mackinac Island School Prop (Vote for 1)

| Precinct | Times Cast | Registered Voters |
|---|---|---|
| **County** | | |
| **Mackinac County Michigan** | | |
| City of Mackinac Island, Precinct 1 | 414 | 773 |
| Mackinac County Michigan - Total | 414 | 773 |
| **Cumulative** | | |
| Cumulative | 0 | 0 |
| Cumulative - Total | 0 | 0 |
| County - Total | 414 | 773 |

| Precinct | Yes | No | Total Votes |
|---|---|---|---|
| **County** | | | |
| **Mackinac County Michigan** | | | |
| City of Mackinac Island, Precinct 1 | 299 | 89 | 388 |
| Mackinac County Michigan - Total | 299 | 89 | 388 |
| **Cumulative** | | | |
| Cumulative | 0 | 0 | 0 |
| Cumulative - Total | 0 | 0 | 0 |
| County - Total | 299 | 89 | 388 |

| Precinct | Unresolved Write-in |
|---|---|
| **County** | |
| **Mackinac County Michigan** | |
| City of Mackinac Island, Precinct 1 | 0 |
| Mackinac County Michigan - Total | 0 |
| **Cumulative** | |
| Cumulative | 0 |
| Cumulative - Total | 0 |
| County - Total | 0 |

# Tahquamenon Sch Prop 1 (Vote for 1)

| Precinct | Times Cast | Registered Voters |
|---|---|---|
| **County** | | |
| **Mackinac County Michigan** | | |
| Portage Township, Precinct 1 | 547 | 723 |
| Mackinac County Michigan - Total | 547 | 723 |
| **Cumulative** | | |
| Cumulative | 0 | 0 |
| Cumulative - Total | 0 | 0 |
| County - Total | 547 | 723 |

| Precinct | Yes | No | Total Votes |
|---|---|---|---|
| **County** | | | |
| **Mackinac County Michigan** | | | |
| Portage Township, Precinct 1 | 170 | 358 | 528 |
| Mackinac County Michigan - Total | 170 | 358 | 528 |
| **Cumulative** | | | |
| Cumulative | 0 | 0 | 0 |
| Cumulative - Total | 0 | 0 | 0 |
| County - Total | 170 | 358 | 528 |

| Precinct | Unresolved Write-In |
|---|---|
| **County** | |
| **Mackinac County Michigan** | |
| Portage Township, Precinct 1 | 0 |
| Mackinac County Michigan - Total | 0 |
| **Cumulative** | |
| Cumulative | 0 |
| Cumulative - Total | 0 |
| County - Total | 0 |

# Tahquamenon Sch Prop 2 (Vote for 1)

| Precinct | Times Cast | Registered Voters |
|---|---|---|
| **County** | | |
| **Mackinac County Michigan** | | |
| Portage Township, Precinct 1 | 547 | 723 |
| Mackinac County Michigan - Total | 547 | 723 |
| **Cumulative** | | |
| Cumulative | 0 | 0 |
| Cumulative - Total | 0 | 0 |
| County - Total | 547 | 723 |

| Precinct | Yes | No | Total Votes |
|---|---|---|---|
| **County** | | | |
| **Mackinac County Michigan** | | | |
| Portage Township, Precinct 1 | 142 | 385 | 527 |
| Mackinac County Michigan - Total | 142 | 385 | 527 |
| **Cumulative** | | | |
| Cumulative | 0 | 0 | 0 |
| Cumulative - Total | 0 | 0 | 0 |
| County - Total | 142 | 385 | 527 |

| Precinct | Unresolved Write-In |
|---|---|
| **County** | |
| **Mackinac County Michigan** | |
| Portage Township, Precinct 1 | 0 |
| Mackinac County Michigan - Total | 0 |
| **Cumulative** | |
| Cumulative | 0 |
| Cumulative - Total | 0 |
| County - Total | 0 |

# Eastern UP ISD Prop (Vote for 1)

| Precinct | Times Cast | Registered Voters |
|---|---|---|
| **County** | | |
| **Mackinac County Michigan** | | |
| City of Mackinac Island, Precinct 1 | 414 | 773 |
| City of St. Ignace, Precinct 1 | 1,058 | 2,139 |
| Bois Blanc Township, Precinct 1 | 83 | 111 |
| Brevort Township, Precinct 1 | 272 | 455 |
| Clark Township, Precinct 1 | 1,113 | 1,715 |
| Garfield Township, Precinct 1 | 265 | 459 |
| Garfield Township, Precinct 2 | 317 | 442 |
| Hendricks Township, Precinct 1 | 70 | 111 |
| Hudson Township, Precinct 1 | 106 | 166 |
| Marquette Township, Precinct 1 | 335 | 500 |
| Moran Township, Precinct 1 | 592 | 921 |
| Newton Township, Precinct 1 | 227 | 377 |
| Portage Township, Precinct 1 | 566 | 756 |
| St. Ignace Township, Precinct 1 | 392 | 650 |
| Mackinac County Michigan - Total | 5,810 | 9,575 |
| **Cumulative** | | |
| Cumulative | 0 | 0 |
| Cumulative - Total | 0 | 0 |
| County - Total | 5,810 | 9,575 |

| Precinct | Yes | No | Total Votes |
|---|---|---|---|
| **County** | | | |
| **Mackinac County Michigan** | | | |
| City of Mackinac Island, Precinct 1 | 283 | 101 | 384 |
| City of St. Ignace, Precinct 1 | 745 | 273 | 1,018 |
| Bois Blanc Township, Precinct 1 | 59 | 18 | 77 |
| Brevort Township, Precinct 1 | 165 | 83 | 248 |
| Clark Township, Precinct 1 | 762 | 310 | 1,072 |
| Garfield Township, Precinct 1 | 143 | 102 | 245 |
| Garfield Township, Precinct 2 | 218 | 82 | 300 |
| Hendricks Township, Precinct 1 | 51 | 19 | 70 |
| Hudson Township, Precinct 1 | 71 | 24 | 95 |
| Marquette Township, Precinct 1 | 212 | 113 | 325 |
| Moran Township, Precinct 1 | 418 | 158 | 576 |
| Newton Township, Precinct 1 | 148 | 63 | 211 |
| Portage Township, Precinct 1 | 333 | 213 | 546 |
| St. Ignace Township, Precinct 1 | 249 | 117 | 366 |
| Mackinac County Michigan - Total | 3,857 | 1,676 | 5,533 |
| **Cumulative** | | | |
| Cumulative | 0 | 0 | 0 |
| Cumulative - Total | 0 | 0 | 0 |
| County - Total | 3,857 | 1,676 | 5,533 |

| Precinct | Unresolved Write-In |
|---|---|
| **County** | |
| **Mackinac County Michigan** | |
| City of Mackinac Island, Precinct 1 | 0 |
| City of St. Ignace, Precinct 1 | 0 |
| Bois Blanc Township, Precinct 1 | 0 |
| Brevort Township, Precinct 1 | 0 |
| Clark Township, Precinct 1 | 0 |
| Garfield Township, Precinct 1 | 0 |
| Garfield Township, Precinct 2 | 0 |
| Hendricks Township, Precinct 1 | 0 |
| Hudson Township, Precinct 1 | 0 |
| Marquette Township, Precinct 1 | 0 |
| Moran Township, Precinct 1 | 0 |
| Newton Township, Precinct 1 | 0 |
| Portage Township, Precinct 1 | 0 |
| St. Ignace Township, Precinct 1 | 0 |
| Mackinac County Michigan - Total | 0 |
| **Cumulative** | |
| Cumulative | 0 |
| Cumulative - Total | 0 |
| County - Total | 0 |




# Governor/Lieutenant Governor

## One 4-year term

Official results, updated **November 20, 2:33 PM**

Race List | Race Summary | Race Details | **Race Details (Printer Friendly)**

| | POLL BOOK TOTALS | Bill **Gelineau** / Angelique Chaiser **Thomas** (LIB) | | | Bill **Schuette** / Lisa Posthumus **Lyons** (REP) | | | Gretchen **Whitmer** / Garlin D. **Gilchrist II** (DEM) | | | Jennifer V. **Kurland** / Charin H. **Davenport** (GRN) | | | Keith **Butkovich** / Raymond **Warner** (NLP) | | | Todd **Schleiger** / Earl P. **Lackie** (UST) | | |
|---|---|---|---|---|---|---|---|---|---|---|---|---|---|---|---|---|---|---|---|
| | | AV | Elec Day | TOTAL | AV | Elec Day | TOTAL | AV | Elec Day | TOTAL | AV | Elec Day | TOTAL | AV | Elec Day | TOTAL | AV | Elec Day | TOTAL |
| **ARMADA TOWNSHIP** | | | | | | | | | | | | | | | | | | | |
| 01 | 1,617 | 5 | 18 | **23** | 331 | 621 | **952** | 173 | 413 | **586** | 1 | 9 | **10** | 0 | 4 | **4** | 7 | 13 | **20** |
| 02 | 1,081 | 4 | 6 | **10** | 154 | 509 | **663** | 136 | 244 | **380** | 0 | 2 | **2** | 1 | 1 | **2** | 1 | 3 | **4** |
| | **2,698** | **9** | **24** | **33** | **485** | **1,130** | **1,615** | **309** | **657** | **966** | **1** | **11** | **12** | **1** | **5** | **6** | **8** | **16** | **24** |

| | POLL BOOK TOTALS | Bill **Gelineau** / Angelique Chaiser **Thomas** (LIB) | | | Bill **Schuette** / Lisa Posthumus **Lyons** (REP) | | | Gretchen **Whitmer** / Garlin D. **Gilchrist II** (DEM) | | | Jennifer V. **Kurland** / Charin H. **Davenport** (GRN) | | | Keith **Butkovich** / Raymond **Warner** (NLP) | | | Todd **Schleiger** / Earl P. **Lackie** (UST) | | |
|---|---|---|---|---|---|---|---|---|---|---|---|---|---|---|---|---|---|---|---|
| | | AV | Elec Day | TOTAL | AV | Elec Day | TOTAL | AV | Elec Day | TOTAL | AV | Elec Day | TOTAL | AV | Elec Day | TOTAL | AV | Elec Day | TOTAL |
| **BRUCE TOWNSHIP** | | | | | | | | | | | | | | | | | | | |
| 01 | 891 | 6 | 16 | **22** | 126 | 319 | **445** | 113 | 279 | **392** | 2 | 4 | **6** | 0 | 2 | **2** | 0 | 4 | **4** |
| 02 | 1,627 | 3 | 17 | **20** | 316 | 736 | **1,052** | 174 | 357 | **531** | 1 | 4 | **5** | 0 | 2 | **2** | 2 | 3 | **5** |
| 03 | 986 | 0 | 9 | **9** | 189 | 412 | **601** | 108 | 229 | **337** | 1 | 6 | **7** | 1 | 2 | **3** | 4 | 7 | **11** |
| 04 | 1,140 | 1 | 6 | **7** | 219 | 543 | **762** | 114 | 246 | **360** | 0 | 2 | **2** | 1 | 0 | **1** | 0 | 3 | **3** |
| | **4,644** | **10** | **48** | **58** | **850** | **2,010** | **2,860** | **509** | **1,111** | **1,620** | **4** | **16** | **20** | **2** | **6** | **8** | **6** | **17** | **23** |

| | POLL BOOK TOTALS | Bill **Gelineau** / Angelique Chaiser **Thomas** (LIB) | | | Bill **Schuette** / Lisa Posthumus **Lyons** (REP) | | | Gretchen **Whitmer** / Garlin D. **Gilchrist II** (DEM) | | | Jennifer V. **Kurland** / Charin H. **Davenport** (GRN) | | | Keith **Butkovich** / Raymond **Warner** (NLP) | | | Todd **Schleiger** / Earl P. **Lackie** (UST) | | |
|---|---|---|---|---|---|---|---|---|---|---|---|---|---|---|---|---|---|---|---|
| | | AV | Elec Day | TOTAL | AV | Elec Day | TOTAL | AV | Elec Day | TOTAL | AV | Elec Day | TOTAL | AV | Elec Day | TOTAL | AV | Elec Day | TOTAL |
| **CENTER LINE** | | | | | | | | | | | | | | | | | | | |
| 01 | 762 | 1 | 8 | **9** | 71 | 253 | **324** | 84 | 314 | **398** | 2 | 5 | **7** | 1 | 5 | **6** | 2 | 7 | **9** |
| 02 | 585 | 2 | 10 | **12** | 50 | 133 | **183** | 123 | 235 | **358** | 4 | 3 | **7** | 3 | 3 | **6** | 3 | 4 | **7** |
| 03 | 918 | 3 | 19 | **22** | 57 | 218 | **275** | 101 | 477 | **578** | 2 | 11 | **13** | 0 | 5 | **5** | 0 | 5 | **5** |
| 04 | 461 | 2 | 6 | **8** | 32 | 125 | **157** | 43 | 241 | **284** | 1 | 1 | **2** | 0 | 0 | **0** | 1 | 2 | **3** |
| 05 | 490 | 1 | 8 | **9** | 26 | 159 | **185** | 40 | 236 | **276** | 0 | 6 | **6** | 0 | 0 | **0** | 1 | 2 | **3** |
| | **3,216** | **9** | **51** | **60** | **236** | **888** | **1,124** | **391** | **1,503** | **1,894** | **9** | **26** | **35** | **4** | **13** | **17** | **7** | **20** | **27** |

| | POLL BOOK TOTALS | Bill **Gelineau** / Angelique Chaiser **Thomas** (LIB) | | | Bill **Schuette** / Lisa Posthumus **Lyons** (REP) | | | Gretchen **Whitmer** / Garlin D. **Gilchrist II** (DEM) | | | Jennifer V. **Kurland** / Charin H. **Davenport** (GRN) | | | Keith **Butkovich** / Raymond **Warner** (NLP) | | | Todd **Schleiger** / Earl P. **Lackie** (UST) | | |
|---|---|---|---|---|---|---|---|---|---|---|---|---|---|---|---|---|---|---|---|
| | | AV | Elec Day | TOTAL | AV | Elec Day | TOTAL | AV | Elec Day | TOTAL | AV | Elec Day | TOTAL | AV | Elec Day | TOTAL | AV | Elec Day | TOTAL |
| **CHESTERFIELD TOWNSHIP** | | | | | | | | | | | | | | | | | | | |
| 01 | 1,185 | 5 | 12 | **17** | 196 | 381 | **577** | 202 | 356 | **558** | 2 | 3 | **5** | 0 | 1 | **1** | 3 | 2 | **5** |
| 02 | 1,229 | 3 | 9 | **12** | 194 | 449 | **643** | 154 | 381 | **535** | 1 | 8 | **9** | 1 | 3 | **4** | 1 | 6 | **7** |
| 03 | 1,578 | 0 | 17 | **17** | 183 | 649 | **832** | 178 | 521 | **699** | 1 | 3 | **4** | 1 | 3 | **4** | 1 | 3 | **4** |

| | | | | | | | | | | | | | | | | | | | |
|---|---|---|---|---|---|---|---|---|---|---|---|---|---|---|---|---|---|---|---|
| 04 | 1,479 | 0 | 11 | **11** | 237 | 544 | **781** | 176 | 476 | **652** | 1 | 10 | **11** | 1 | 1 | **2** | 1 | 5 | **6** |
| 05 | 1,105 | 3 | 9 | **12** | 191 | 364 | **555** | 180 | 324 | **504** | 2 | 7 | **9** | 2 | 1 | **3** | 2 | 5 | **7** |
| 06 | 1,454 | 2 | 14 | **16** | 155 | 515 | **670** | 131 | 596 | **727** | 0 | 10 | **10** | 1 | 2 | **3** | 2 | 5 | **7** |
| 07 | 1,333 | 3 | 13 | **16** | 210 | 512 | **722** | 161 | 397 | **558** | 0 | 6 | **6** | 0 | 4 | **4** | 4 | 7 | **11** |
| 08 | 1,444 | 2 | 11 | **13** | 209 | 582 | **791** | 187 | 414 | **601** | 0 | 7 | **7** | 2 | 4 | **6** | 3 | 4 | **7** |
| 09 | 1,233 | 2 | 6 | **8** | 189 | 434 | **623** | 169 | 383 | **552** | 7 | 8 | **15** | 0 | 4 | **4** | 5 | 6 | **11** |
| 10 | 1,486 | 4 | 12 | **16** | 445 | 524 | **969** | 227 | 233 | **460** | 1 | 6 | **7** | 2 | 1 | **3** | 4 | 8 | **12** |
| 11 | 1,581 | 3 | 18 | **21** | 267 | 543 | **810** | 227 | 475 | **702** | 1 | 7 | **8** | 1 | 3 | **4** | 8 | 9 | **17** |
| 12 | 1,038 | 4 | 15 | **19** | 71 | 358 | **429** | 104 | 444 | **548** | 3 | 12 | **15** | 0 | 4 | **4** | 1 | 4 | **5** |
| 13 | 1,618 | 4 | 10 | **14** | 280 | 534 | **814** | 235 | 511 | **746** | 1 | 7 | **8** | 1 | 2 | **3** | 4 | 4 | **8** |
| 14 | 1,711 | 2 | 14 | **16** | 241 | 673 | **914** | 175 | 556 | **731** | 0 | 7 | **7** | 1 | 0 | **1** | 6 | 9 | **15** |
| | **19,474** | **37** | **171** | **208** | **3,068** | **7,062** | **10,130** | **2,506** | **6,067** | **8,573** | **20** | **101** | **121** | **13** | **33** | **46** | **45** | **77** | **122** |

| POLL BOOK TOTALS | Bill **Gelineau** / Angelique Chaiser **Thomas** (LIB) | | | Bill **Schuette** / Lisa Posthumus **Lyons** (REP) | | | Gretchen **Whitmer** / Garlin D. **Gilchrist II** (DEM) | | | Jennifer V. **Kurland** / Charin H. **Davenport** (GRN) | | | Keith **Butkovich** / Raymond **Warner** (NLP) | | | Todd **Schleiger** / Earl P. **Lackie** (UST) | | |
|---|---|---|---|---|---|---|---|---|---|---|---|---|---|---|---|---|---|---|
| | AV | Elec Day | TOTAL | AV | Elec Day | TOTAL | AV | Elec Day | TOTAL | AV | Elec Day | TOTAL | AV | Elec Day | TOTAL | AV | Elec Day | TOTAL |
| **CLINTON TOWNSHIP** | | | | | | | | | | | | | | | | | | |
| 01 | 912 | 1 | 11 | **12** | 178 | 224 | **402** | 203 | 266 | **469** | 0 | 0 | **0** | 2 | 1 | **3** | 3 | 5 | **8** |
| 02 | 417 | 1 | 7 | **8** | 69 | 122 | **191** | 54 | 156 | **210** | 0 | 4 | **4** | 0 | 1 | **1** | 1 | 1 | **2** |
| 03 | 1,018 | 4 | 10 | **14** | 85 | 267 | **352** | 127 | 472 | **599** | 1 | 14 | **15** | 0 | 5 | **5** | 1 | 12 | **13** |
| 04 | 277 | 2 | 2 | **4** | 53 | 67 | **120** | 54 | 91 | **145** | 1 | 3 | **4** | 0 | 0 | **0** | 0 | 1 | **1** |
| 05 | 780 | 1 | 6 | **7** | 8 | 42 | **50** | 119 | 584 | **703** | 0 | 3 | **3** | 0 | 5 | **5** | 0 | 4 | **4** |
| 06 | 1,012 | 1 | 8 | **9** | 131 | 206 | **337** | 191 | 451 | **642** | 1 | 5 | **6** | 1 | 2 | **3** | 1 | 6 | **7** |
| 07 | 482 | 0 | 8 | **8** | 74 | 150 | **224** | 63 | 173 | **236** | 0 | 2 | **2** | 0 | 2 | **2** | 1 | 3 | **4** |
| 08 | 822 | 1 | 5 | **6** | 112 | 246 | **358** | 104 | 327 | **431** | 3 | 9 | **12** | 3 | 0 | **3** | 1 | 4 | **5** |
| 09 | 564 | 2 | 13 | **15** | 64 | 185 | **249** | 75 | 197 | **272** | 4 | 5 | **9** | 0 | 1 | **1** | 0 | 4 | **4** |
| 10 | 836 | 5 | 6 | **11** | 191 | 291 | **482** | 124 | 201 | **325** | 0 | 4 | **4** | 0 | 0 | **0** | 0 | 4 | **4** |
| 11 | 897 | 3 | 14 | **17** | 81 | 208 | **289** | 99 | 455 | **554** | 2 | 8 | **10** | 0 | 1 | **1** | 3 | 7 | **10** |
| 12 | 468 | 0 | 9 | **9** | 50 | 147 | **197** | 64 | 183 | **247** | 1 | 3 | **4** | 0 | 1 | **1** | 1 | 1 | **2** |
| 13 | 1,046 | 0 | 11 | **11** | 101 | 315 | **416** | 101 | 475 | **576** | 1 | 8 | **9** | 2 | 3 | **5** | 1 | 9 | **10** |
| 14 | 386 | 1 | 6 | **7** | 47 | 157 | **204** | 43 | 117 | **160** | 0 | 6 | **6** | 1 | 1 | **2** | 1 | 0 | **1** |
| 15 | 744 | 1 | 13 | **14** | 85 | 261 | **346** | 87 | 264 | **351** | 2 | 9 | **11** | 1 | 1 | **2** | 1 | 5 | **6** |
| 16 | 1,021 | 3 | 6 | **9** | 203 | 242 | **445** | 203 | 338 | **541** | 2 | 4 | **6** | 0 | 1 | **1** | 4 | 2 | **6** |
| 17 | 786 | 1 | 11 | **12** | 105 | 244 | **349** | 115 | 278 | **393** | 2 | 12 | **14** | 1 | 1 | **2** | 3 | 1 | **4** |
| 18 | 853 | 4 | 4 | **8** | 152 | 282 | **434** | 138 | 254 | **392** | 0 | 1 | **1** | 0 | 1 | **1** | 2 | 3 | **5** |
| 19 | 903 | 3 | 6 | **9** | 250 | 251 | **501** | 181 | 182 | **363** | 0 | 1 | **1** | 0 | 1 | **1** | 10 | 2 | **12** |
| 20 | 229 | 0 | 3 | **3** | 0 | 28 | **28** | 7 | 180 | **187** | 0 | 5 | **5** | 0 | 1 | **1** | 0 | 3 | **3** |
| 21 | 535 | 2 | 4 | **6** | 61 | 119 | **180** | 129 | 200 | **329** | 2 | 4 | **6** | 1 | 1 | **2** | 1 | 3 | **4** |
| 22 | 1,073 | 0 | 6 | **6** | 109 | 187 | **296** | 180 | 556 | **736** | 0 | 7 | **7** | 3 | 1 | **4** | 3 | 5 | **8** |
| 23 | 1,288 | 1 | 13 | **14** | 245 | 366 | **611** | 202 | 428 | **630** | 2 | 7 | **9** | 1 | 0 | **1** | 1 | 3 | **4** |
| 24 | 747 | 2 | 5 | **7** | 141 | 232 | **373** | 121 | 228 | **349** | 0 | 3 | **3** | 0 | 4 | **4** | 1 | 3 | **4** |
| 25 | 885 | 4 | 9 | **13** | 116 | 237 | **353** | 142 | 348 | **490** | 0 | 4 | **4** | 0 | 5 | **5** | 1 | 8 | **9** |
| 26 | 1,061 | 2 | 9 | **11** | 218 | 289 | **507** | 154 | 370 | **524** | 1 | 3 | **4** | 0 | 3 | **3** | 2 | 1 | **3** |
| 27 | 915 | 5 | 7 | **12** | 231 | 291 | **522** | 171 | 192 | **363** | 0 | 1 | **1** | 0 | 1 | **1** | 1 | 3 | **4** |
| 28 | 914 | 0 | 9 | **9** | 54 | 139 | **193** | 132 | 530 | **662** | 5 | 16 | **21** | 0 | 6 | **6** | 3 | 5 | **8** |
| 29 | 1,249 | 2 | 7 | **9** | 245 | 396 | **641** | 227 | 336 | **563** | 1 | 2 | **3** | 0 | 3 | **3** | 7 | 3 | **10** |
| 30 | 941 | 3 | 5 | **8** | 118 | 241 | **359** | 155 | 388 | **543** | 0 | 5 | **5** | 1 | 2 | **3** | 2 | 7 | **9** |
| 31 | 1,136 | 1 | 17 | **18** | 115 | 332 | **447** | 151 | 482 | **633** | 2 | 8 | **10** | 1 | 5 | **6** | 1 | 8 | **9** |
| 32 | 678 | 1 | 0 | **1** | 155 | 204 | **359** | 111 | 197 | **308** | 2 | 4 | **6** | 0 | 0 | **0** | 2 | 0 | **2** |
| 33 | 1,439 | 2 | 21 | **23** | 204 | 363 | **567** | 264 | 549 | **813** | 0 | 12 | **12** | 0 | 4 | **4** | 2 | 4 | **6** |
| 34 | 1,195 | 0 | 19 | **19** | 60 | 267 | **327** | 132 | 685 | **817** | 1 | 4 | **5** | 0 | 2 | **2** | 1 | 4 | **5** |
| 35 | 1,529 | 4 | 13 | **17** | 383 | 375 | **758** | 359 | 360 | **719** | 4 | 3 | **7** | 3 | 0 | **3** | 4 | 6 | **10** |

| | | | | | | | | | | | | | | | | | | | |
|---|---|---|---|---|---|---|---|---|---|---|---|---|---|---|---|---|---|---|---|
| 36 | 1,108 | 1 | 9 | **10** | 182 | 258 | **440** | 164 | 459 | **623** | 3 | 4 | **7** | 1 | 2 | **3** | 6 | 3 | **9** |
| 37 | 1,380 | 4 | 14 | **18** | 286 | 326 | **612** | 306 | 412 | **718** | 1 | 2 | **3** | 0 | 1 | **1** | 2 | 4 | **6** |
| 38 | 873 | 0 | 9 | **9** | 157 | 302 | **459** | 140 | 238 | **378** | 0 | 4 | **4** | 1 | 0 | **1** | 0 | 3 | **3** |
| 39 | 823 | 5 | 6 | **11** | 179 | 216 | **395** | 180 | 215 | **395** | 1 | 4 | **5** | 0 | 0 | **0** | 2 | 2 | **4** |
| 40 | 1,252 | 8 | 11 | **19** | 230 | 368 | **598** | 195 | 395 | **590** | 1 | 5 | **6** | 2 | 3 | **5** | 4 | 4 | **8** |
| 41 | 980 | 2 | 9 | **11** | 162 | 306 | **468** | 177 | 298 | **475** | 1 | 4 | **5** | 0 | 1 | **1** | 3 | 2 | **5** |
| 42 | 1,203 | 3 | 9 | **12** | 155 | 261 | **416** | 203 | 532 | **735** | 1 | 9 | **10** | 1 | 1 | **2** | 4 | 5 | **9** |
| 43 | 527 | 3 | 0 | **3** | 109 | 195 | **304** | 85 | 128 | **213** | 1 | 2 | **3** | 0 | 0 | **0** | 1 | 0 | **1** |
| 44 | 1,576 | 3 | 8 | **11** | 381 | 430 | **811** | 300 | 412 | **712** | 4 | 9 | **13** | 2 | 0 | **2** | 0 | 0 | **0** |
| 45 | 1,039 | 2 | 9 | **11** | 193 | 354 | **547** | 176 | 271 | **447** | 0 | 3 | **3** | 0 | 0 | **0** | 1 | 4 | **5** |
| 46 | 1,681 | 3 | 6 | **9** | 424 | 331 | **755** | 384 | 489 | **873** | 1 | 3 | **4** | 1 | 1 | **2** | 2 | 7 | **9** |
| | **42,480** | **97** | **393** | **490** | **6,952** | **11,320** | **18,272** | **7,092** | **15,342** | **22,434** | **54** | **238** | **292** | **29** | **75** | **104** | **91** | **174** | **265** |

| POLL BOOK TOTALS | Bill **Gelineau** / Angelique Chaiser **Thomas** (LIB) | | | Bill **Schuette** / Lisa Posthumus **Lyons** (REP) | | | Gretchen **Whitmer** / Garlin D. **Gilchrist II** (DEM) | | | Jennifer V. **Kurland** / Charin H. **Davenport** (GRN) | | | Keith **Butkovich** / Raymond **Warner** (NLP) | | | Todd **Schleiger** / Earl P. **Lackie** (UST) | | |
|---|---|---|---|---|---|---|---|---|---|---|---|---|---|---|---|---|---|---|
| | AV | Elec Day | TOTAL | AV | Elec Day | TOTAL | AV | Elec Day | TOTAL | AV | Elec Day | TOTAL | AV | Elec Day | TOTAL | AV | Elec Day | TOTAL |

**EASTPOINTE**

| | | | | | | | | | | | | | | | | | | | |
|---|---|---|---|---|---|---|---|---|---|---|---|---|---|---|---|---|---|---|---|
| 01 | 712 | 0 | 2 | **2** | 38 | 90 | **128** | 96 | 462 | **558** | 1 | 9 | **10** | 0 | 1 | **1** | 1 | 2 | **3** |
| 02 | 1,140 | **4** | 17 | **21** | 85 | 186 | **271** | 183 | 630 | **813** | 1 | 8 | **9** | 0 | 1 | **1** | 0 | 9 | **9** |
| 03 | 1,054 | 2 | 8 | **10** | 107 | 194 | **301** | 106 | 594 | **700** | 4 | 12 | **16** | 0 | 5 | **5** | 0 | 5 | **5** |
| 04 | 987 | 2 | 14 | **16** | 95 | 184 | **279** | 157 | 497 | **654** | 3 | 11 | **14** | 0 | 2 | **2** | 5 | 3 | **8** |
| 05 | 1,020 | 4 | 15 | **19** | 67 | 220 | **287** | 116 | 561 | **677** | 0 | 7 | **7** | 0 | 6 | **6** | 5 | 7 | **12** |
| 06 | 1,049 | 5 | 8 | **13** | 68 | 159 | **227** | 143 | 630 | **773** | 3 | 9 | **12** | 1 | 3 | **4** | 1 | 6 | **7** |
| 07 | 923 | 0 | 5 | **5** | 45 | 61 | **106** | 139 | 655 | **794** | 1 | 3 | **4** | 1 | 1 | **2** | 0 | 3 | **3** |
| 08 | 1,173 | 2 | 6 | **8** | 59 | 65 | **124** | 245 | 775 | **1,020** | 1 | 4 | **5** | 0 | 0 | **0** | 1 | 1 | **2** |
| 09 | 814 | 2 | 8 | **10** | 45 | 60 | **105** | 153 | 530 | **683** | 0 | 3 | **3** | 0 | 1 | **1** | 2 | 1 | **3** |
| 10 | 782 | 2 | 11 | **13** | 42 | 130 | **172** | 89 | 485 | **574** | 1 | 6 | **7** | 0 | 0 | **0** | 2 | 4 | **6** |
| 11 | 935 | 1 | 8 | **9** | 67 | 167 | **234** | 113 | 558 | **671** | 1 | 5 | **6** | 0 | 4 | **4** | 1 | 3 | **4** |
| 12 | 1,384 | 1 | 11 | **12** | 149 | 244 | **393** | 213 | 731 | **944** | 4 | 11 | **15** | 0 | 1 | **1** | 1 | 1 | **2** |
| 13 | 471 | 0 | 1 | **1** | 58 | 41 | **99** | 103 | 254 | **357** | 1 | 1 | **2** | 0 | 0 | **0** | 0 | 3 | **3** |
| 14 | 979 | 1 | 4 | **5** | 89 | 92 | **181** | 224 | 542 | **766** | 1 | 7 | **8** | 2 | 2 | **4** | 1 | 3 | **4** |
| | **13,423** | **26** | **118** | **144** | **1,014** | **1,893** | **2,907** | **2,080** | **7,904** | **9,984** | **22** | **96** | **118** | **4** | **27** | **31** | **20** | **51** | **71** |

| POLL BOOK TOTALS | Bill **Gelineau** / Angelique Chaiser **Thomas** (LIB) | | | Bill **Schuette** / Lisa Posthumus **Lyons** (REP) | | | Gretchen **Whitmer** / Garlin D. **Gilchrist II** (DEM) | | | Jennifer V. **Kurland** / Charin H. **Davenport** (GRN) | | | Keith **Butkovich** / Raymond **Warner** (NLP) | | | Todd **Schleiger** / Earl P. **Lackie** (UST) | | |
|---|---|---|---|---|---|---|---|---|---|---|---|---|---|---|---|---|---|---|
| | AV | Elec Day | TOTAL | AV | Elec Day | TOTAL | AV | Elec Day | TOTAL | AV | Elec Day | TOTAL | AV | Elec Day | TOTAL | AV | Elec Day | TOTAL |

**FRASER**

| | | | | | | | | | | | | | | | | | | | |
|---|---|---|---|---|---|---|---|---|---|---|---|---|---|---|---|---|---|---|---|
| 01 | 719 | 2 | 7 | **9** | 74 | 257 | **331** | 84 | 264 | **348** | 1 | 4 | **5** | 0 | 3 | **3** | 2 | 2 | **4** |
| 02 | 1,148 | 5 | 7 | **12** | 169 | 392 | **561** | 137 | 403 | **540** | 0 | 7 | **7** | 0 | 2 | **2** | 3 | 5 | **8** |
| 03 | 1,340 | 3 | 17 | **20** | 165 | 389 | **554** | 201 | 524 | **725** | 0 | 5 | **5** | 3 | 2 | **5** | 3 | 2 | **5** |
| 04 | 1,059 | 1 | 10 | **11** | 110 | 328 | **438** | 138 | 437 | **575** | 3 | 8 | **11** | 0 | 1 | **1** | 1 | 9 | **10** |
| 05 | 417 | 2 | 6 | **8** | 48 | 130 | **178** | 56 | 155 | **211** | 0 | 2 | **2** | 0 | 0 | **0** | 2 | 6 | **8** |
| 06 | 1,282 | **4** | 8 | **12** | 174 | 464 | **638** | 169 | 419 | **588** | 2 | **4** | **6** | 0 | 3 | **3** | 1 | 7 | **8** |
| 07 | 724 | 1 | 6 | **7** | 81 | 186 | **267** | 124 | 304 | **428** | 0 | 5 | **5** | 1 | 1 | **2** | 2 | 3 | **5** |
| | **5,689** | **18** | **61** | **79** | **821** | **2,146** | **2,967** | **909** | **2,506** | **3,415** | **6** | **35** | **41** | **4** | **12** | **16** | **14** | **34** | **48** |

| POLL BOOK TOTALS | Bill **Gelineau** / Angelique Chaiser **Thomas** (LIB) | | | Bill **Schuette** / Lisa Posthumus **Lyons** (REP) | | | Gretchen **Whitmer** / Garlin D. **Gilchrist II** (DEM) | | | Jennifer V. **Kurland** / Charin H. **Davenport** (GRN) | | | Keith **Butkovich** / Raymond **Warner** (NLP) | | | Todd **Schleiger** / Earl P. **Lackie** (UST) | | |
|---|---|---|---|---|---|---|---|---|---|---|---|---|---|---|---|---|---|---|
| | AV | Elec Day | TOTAL | AV | Elec Day | TOTAL | AV | Elec Day | TOTAL | AV | Elec Day | TOTAL | AV | Elec Day | TOTAL | AV | Elec Day | TOTAL |

**GROSSE POINTE SHORES**

| | | | | | | | | | | | | | | | | | | | | |
|---|---|---|---|---|---|---|---|---|---|---|---|---|---|---|---|---|---|---|---|---|
| 03 | 56 N/A | 0 | 0 | N/A | 39 | 39 | N/A | 16 | 16 N/A | 0 | 0 N/A | 0 | 0 N/A | 0 | 0 |
| | 56 N/A | 0 | 0 | N/A | 39 | 39 | N/A | 16 | 16 N/A | 0 | 0 N/A | 0 | 0 N/A | 0 | 0 |

| POLL BOOK TOTALS | Bill Gelineau / Angelique Chaiser Thomas (LIB) | | | Bill Schuette / Lisa Posthumus Lyons (REP) | | | Gretchen Whitmer / Garlin D. Gilchrist II (DEM) | | | Jennifer V. Kurland / Charin H. Davenport (GRN) | | | Keith Butkovich / Raymond Warner (NLP) | | | Todd Schleiger / Earl P. Lackie (UST) | | |
|---|---|---|---|---|---|---|---|---|---|---|---|---|---|---|---|---|---|---|
| | AV | Elec Day | TOTAL | AV | Elec Day | TOTAL | AV | Elec Day | TOTAL | AV | Elec Day | TOTAL | AV | Elec Day | TOTAL | AV | Elec Day | TOTAL |
| **HARRISON TOWNSHIP** | | | | | | | | | | | | | | | | | | |
| 01 | 1,181 | 4 | 17 | **21** | 201 | 300 | **501** | 182 | 433 | **615** | 3 | 7 | **10** | 1 | 1 | **2** | 6 | 6 | **12** |
| 02 | 1,342 | 6 | 7 | **13** | 215 | 325 | **540** | 267 | 471 | **738** | 5 | 11 | **16** | 3 | 4 | **7** | 0 | 4 | **4** |
| 03 | 1,191 | 6 | 19 | **25** | 237 | 425 | **662** | 198 | 272 | **470** | 2 | 2 | **4** | 0 | 1 | **1** | 6 | 7 | **13** |
| 04 | 1,376 | 4 | 10 | **14** | 283 | 398 | **681** | 217 | 417 | **634** | 1 | 9 | **10** | 1 | 3 | **4** | 4 | 4 | **8** |
| 05 | 1,310 | 6 | 10 | **16** | 390 | 476 | **866** | 208 | 202 | **410** | 0 | 6 | **6** | 1 | 0 | **1** | 1 | 1 | **2** |
| 06 | 1,343 | 0 | 2 | **2** | 268 | 380 | **648** | 204 | 461 | **655** | 1 | 7 | **8** | 0 | 0 | **0** | 0 | 6 | **6** |
| 07 | 1,292 | 4 | 15 | **19** | 314 | 392 | **706** | 235 | 294 | **529** | 1 | 9 | **10** | 0 | 2 | **2** | 4 | 5 | **9** |
| 08 | 935 | 2 | 14 | **16** | 111 | 223 | **334** | 177 | 384 | **561** | 1 | 5 | **6** | 0 | 1 | **1** | 1 | 3 | **4** |
| 09 | 1,199 | 3 | 8 | **11** | 351 | 369 | **720** | 158 | 280 | **438** | 0 | 1 | **1** | 3 | 3 | **6** | 6 | 4 | **10** |
| 10 | 1,067 | 4 | 7 | **11** | 208 | 366 | **574** | 158 | 294 | **452** | 3 | 2 | **5** | 0 | 6 | **6** | 2 | 4 | **6** |
| | **12,236** | **39** | **109** | **148** | **2,578** | **3,654** | **6,232** | **2,004** | **3,508** | **5,512** | **17** | **59** | **76** | **9** | **21** | **30** | **30** | **44** | **74** |

| POLL BOOK TOTALS | Bill Gelineau / Angelique Chaiser Thomas (LIB) | | | Bill Schuette / Lisa Posthumus Lyons (REP) | | | Gretchen Whitmer / Garlin D. Gilchrist II (DEM) | | | Jennifer V. Kurland / Charin H. Davenport (GRN) | | | Keith Butkovich / Raymond Warner (NLP) | | | Todd Schleiger / Earl P. Lackie (UST) | | |
|---|---|---|---|---|---|---|---|---|---|---|---|---|---|---|---|---|---|---|
| | AV | Elec Day | TOTAL | AV | Elec Day | TOTAL | AV | Elec Day | TOTAL | AV | Elec Day | TOTAL | AV | Elec Day | TOTAL | AV | Elec Day | TOTAL |
| **LENOX TOWNSHIP** | | | | | | | | | | | | | | | | | | |
| 01 | 817 | 3 | 5 | **8** | 182 | 361 | **543** | 88 | 153 | **241** | 1 | 6 | **7** | 0 | 3 | **3** | 2 | 7 | **9** |
| 02 | 1,172 | 1 | 17 | **18** | 178 | 495 | **673** | 148 | 291 | **439** | 2 | 11 | **13** | 0 | 2 | **2** | 3 | 5 | **8** |
| 03 | 1,136 | 1 | 18 | **19** | 74 | 377 | **451** | 153 | 471 | **624** | 2 | 10 | **12** | 3 | 4 | **7** | 1 | 5 | **6** |
| 04 | 536 | 0 | 11 | **11** | 25 | 200 | **225** | 27 | 250 | **277** | 0 | 5 | **5** | 0 | 2 | **2** | 0 | 5 | **5** |
| | **3,661** | **5** | **51** | **56** | **459** | **1,433** | **1,892** | **416** | **1,165** | **1,581** | **5** | **32** | **37** | **3** | **11** | **14** | **6** | **22** | **28** |

| POLL BOOK TOTALS | Bill Gelineau / Angelique Chaiser Thomas (LIB) | | | Bill Schuette / Lisa Posthumus Lyons (REP) | | | Gretchen Whitmer / Garlin D. Gilchrist II (DEM) | | | Jennifer V. Kurland / Charin H. Davenport (GRN) | | | Keith Butkovich / Raymond Warner (NLP) | | | Todd Schleiger / Earl P. Lackie (UST) | | |
|---|---|---|---|---|---|---|---|---|---|---|---|---|---|---|---|---|---|---|
| | AV | Elec Day | TOTAL | AV | Elec Day | TOTAL | AV | Elec Day | TOTAL | AV | Elec Day | TOTAL | AV | Elec Day | TOTAL | AV | Elec Day | TOTAL |
| **MACOMB TOWNSHIP** | | | | | | | | | | | | | | | | | | |
| 01 | 968 | 0 | 10 | **10** | 175 | 388 | **563** | 146 | 226 | **372** | 1 | 4 | **5** | 0 | 2 | **2** | 0 | 0 | **0** |
| 02 | 1,079 | 1 | 8 | **9** | 181 | 372 | **553** | 179 | 310 | **489** | 1 | 2 | **3** | 0 | 2 | **2** | 3 | 3 | **6** |
| 03 | 1,137 | 4 | 14 | **18** | 132 | 464 | **596** | 112 | 380 | **492** | 0 | 5 | **5** | 0 | 0 | **0** | 1 | 3 | **4** |
| 04 | 1,071 | 3 | 11 | **14** | 141 | 408 | **549** | 144 | 341 | **485** | 0 | 2 | **2** | 0 | 1 | **1** | 2 | 3 | **5** |
| 05 | 1,397 | 4 | 11 | **15** | 207 | 510 | **717** | 172 | 453 | **625** | 1 | 9 | **10** | 1 | 2 | **3** | 1 | 7 | **8** |
| 06 | 978 | 1 | 2 | **3** | 228 | 288 | **516** | 184 | 249 | **433** | 4 | 2 | **6** | 3 | 1 | **4** | 0 | 1 | **1** |
| 07 | 994 | 3 | 7 | **10** | 177 | 344 | **521** | 143 | 293 | **436** | 0 | 5 | **5** | 0 | 1 | **1** | 3 | 3 | **6** |
| 08 | 1,008 | 4 | 4 | **8** | 197 | 305 | **502** | 188 | 280 | **468** | 2 | 1 | **3** | 2 | 3 | **5** | 1 | 7 | **8** |
| 09 | 772 | 3 | 3 | **6** | 153 | 302 | **455** | 88 | 204 | **292** | 2 | 1 | **3** | 0 | 2 | **2** | 3 | 2 | **5** |
| 10 | 906 | 2 | 12 | **14** | 93 | 250 | **343** | 109 | 394 | **503** | 0 | 8 | **8** | 1 | 3 | **4** | 2 | 8 | **10** |
| 11 | 1,319 | 1 | 14 | **15** | 175 | 498 | **573** | 147 | 462 | **609** | 0 | 6 | **6** | 0 | 0 | **0** | 2 | 4 | **6** |
| 12 | 1,240 | 0 | 6 | **6** | 219 | 425 | **644** | 220 | 349 | **569** | 1 | 1 | **2** | 1 | 2 | **3** | 1 | 0 | **1** |
| 13 | 1,162 | 0 | 16 | **16** | 167 | 453 | **620** | 101 | 389 | **490** | 0 | 9 | **9** | 1 | 0 | **1** | 1 | 7 | **8** |
| 14 | 1,267 | 3 | 5 | **8** | 233 | 456 | **689** | 159 | 387 | **546** | 2 | 6 | **8** | 0 | 1 | **1** | 2 | 1 | **3** |
| 15 | 1,282 | 5 | 11 | **16** | 337 | 416 | **753** | 207 | 273 | **480** | 2 | 5 | **7** | 0 | 2 | **2** | 3 | 4 | **7** |
| 16 | 1,565 | 0 | 10 | **10** | 211 | 667 | **878** | 192 | 455 | **647** | 1 | 3 | **4** | 0 | 1 | **1** | 1 | 4 | **5** |
| 17 | 1,487 | 2 | 7 | **9** | 224 | 586 | **810** | 150 | 484 | **634** | 0 | 6 | **6** | 1 | 0 | **1** | 1 | 6 | **7** |

| | | | | | | | | | | | | | | | | | | | | |
|---|---|---|---|---|---|---|---|---|---|---|---|---|---|---|---|---|---|---|---|---|
| 18 | 867 | 3 | 14 | **17** | 118 | 201 | **319** | 150 | 352 | **502** | 1 | 5 | **6** | 2 | 1 | **3** | 0 | 5 | **5** |
| 19 | 621 | 1 | 10 | **11** | 47 | 152 | **199** | 78 | 314 | **392** | 1 | 5 | **6** | 0 | 1 | **1** | 1 | 2 | **3** |
| 20 | 1,146 | 1 | 10 | **11** | 165 | 484 | **649** | 139 | 327 | **466** | 0 | 4 | **4** | 0 | 0 | **0** | 4 | 2 | **6** |
| 21 | 1,466 | 7 | 8 | **15** | 334 | 467 | **801** | 250 | 364 | **614** | 1 | 6 | **7** | 0 | 0 | **0** | 6 | 3 | **9** |
| 22 | 1,234 | 1 | 4 | **5** | 303 | 387 | **690** | 245 | 270 | **515** | 3 | 1 | **4** | 0 | 0 | **0** | 1 | 0 | **1** |
| 23 | 1,086 | 3 | 11 | **14** | 362 | 277 | **639** | 224 | 184 | **408** | 1 | 3 | **4** | 2 | 0 | **2** | 0 | 1 | **1** |
| 24 | 1,063 | 7 | 1 | **8** | 377 | 203 | **580** | 250 | 200 | **450** | 2 | 2 | **4** | 3 | 0 | **3** | 5 | 1 | **6** |
| 25 | 938 | 0 | 10 | **10** | 95 | 401 | **496** | 79 | 333 | **412** | 0 | 4 | **4** | 0 | 1 | **1** | 2 | 0 | **2** |
| 26 | 832 | 0 | 5 | **5** | 124 | 321 | **445** | 87 | 269 | **356** | 1 | 2 | **3** | 0 | 2 | **2** | 0 | 1 | **1** |
| 27 | 1,436 | 1 | 9 | **10** | 205 | 626 | **831** | 177 | 396 | **573** | 0 | 3 | **3** | 0 | 1 | **1** | 0 | 2 | **2** |
| 28 | 905 | 2 | 5 | **7** | 107 | 359 | **466** | 83 | 324 | **407** | 1 | 1 | **2** | 0 | 1 | **1** | 0 | 2 | **2** |
| 29 | 1,044 | 1 | 4 | **5** | 109 | 405 | **514** | 85 | 408 | **493** | 0 | 7 | **7** | 0 | 0 | **0** | 2 | 3 | **5** |
| 30 | 1,135 | 3 | 9 | **12** | 170 | 473 | **643** | 125 | 333 | **458** | 0 | 1 | **1** | 0 | 2 | **2** | 0 | 0 | **0** |
| 31 | 804 | 2 | 2 | **4** | 140 | 299 | **439** | 104 | 233 | **337** | 0 | 1 | **1** | 4 | 1 | **5** | 4 | 3 | **7** |
| 32 | 1,091 | 1 | 8 | **9** | 174 | 449 | **623** | 102 | 330 | **432** | 0 | 7 | **7** | 1 | 2 | **3** | 0 | 1 | **1** |
| 33 | 815 | 2 | 6 | **8** | 146 | 256 | **402** | 131 | 244 | **375** | 2 | 1 | **3** | 2 | 2 | **4** | 2 | 2 | **4** |
| 34 | 1,039 | 0 | 6 | **6** | 98 | 455 | **553** | 111 | 348 | **459** | 0 | 3 | **3** | 0 | 0 | **0** | 2 | 4 | **6** |
| 35 | 1,143 | 1 | 4 | **5** | 114 | 439 | **553** | 101 | 460 | **561** | 0 | 3 | **3** | 2 | 0 | **2** | 1 | 1 | **2** |
| 36 | 938 | 2 | 8 | **10** | 108 | 378 | **486** | 101 | 325 | **426** | 0 | 3 | **3** | 0 | 2 | **2** | 1 | 2 | **3** |
| 37 | 800 | 1 | 4 | **5** | 171 | 315 | **486** | 132 | 160 | **292** | 2 | 0 | **2** | 0 | 1 | **1** | 5 | 2 | **7** |
| | **40,035** | **75** | **289** | **364** | **6,717** | **14,479** | **21,196** | **5,395** | **12,103** | **17,498** | **32** | **137** | **169** | **26** | **40** | **66** | **63** | **100** | **163** |

| POLL BOOK TOTALS | Bill **Gelineau** / Angelique Chaiser **Thomas** (LIB) | | | Bill **Schuette** / Lisa Posthumus **Lyons** (REP) | | | Gretchen **Whitmer** / Garlin D. **Gilchrist II** (DEM) | | | Jennifer V. **Kurland** / Charin H. **Davenport** (GRN) | | | Keith **Butkovich** / Raymond **Warner** (NLP) | | | Todd **Schleiger** / Earl P. **Lackie** (UST) | | |
|---|---|---|---|---|---|---|---|---|---|---|---|---|---|---|---|---|---|---|
| | AV | Elec Day | TOTAL | AV | Elec Day | TOTAL | AV | Elec Day | TOTAL | AV | Elec Day | TOTAL | AV | Elec Day | TOTAL | AV | Elec Day | TOTAL |
| **MEMPHIS** | | | | | | | | | | | | | | | | | | |
| 01 | 308 N/A | 5 | **5** N/A | 186 | **186** N/A | 104 | **104** N/A | 4 | **4** N/A | 1 | **1** N/A | 2 | **2** |
| | **308** N/A | **5** | **5** N/A | **186** | **186** N/A | **104** | **104** N/A | **4** | **4** N/A | **1** | **1** N/A | **2** | **2** |

| POLL BOOK TOTALS | Bill **Gelineau** / Angelique Chaiser **Thomas** (LIB) | | | Bill **Schuette** / Lisa Posthumus **Lyons** (REP) | | | Gretchen **Whitmer** / Garlin D. **Gilchrist II** (DEM) | | | Jennifer V. **Kurland** / Charin H. **Davenport** (GRN) | | | Keith **Butkovich** / Raymond **Warner** (NLP) | | | Todd **Schleiger** / Earl P. **Lackie** (UST) | | |
|---|---|---|---|---|---|---|---|---|---|---|---|---|---|---|---|---|---|---|
| | AV | Elec Day | TOTAL | AV | Elec Day | TOTAL | AV | Elec Day | TOTAL | AV | Elec Day | TOTAL | AV | Elec Day | TOTAL | AV | Elec Day | TOTAL |
| **MOUNT CLEMENS** | | | | | | | | | | | | | | | | | | |
| 01 | 639 | 0 | 8 | **8** | 12 | 88 | **100** | 123 | 396 | **519** | 0 | 2 | **2** | 0 | 1 | **1** | 0 | 0 | **0** |
| 02 | 911 | 3 | 16 | **19** | 72 | 280 | **352** | 116 | 402 | **518** | 0 | 8 | **8** | 0 | 0 | **0** | 1 | 2 | **3** |
| 03 | 1,356 | 3 | 17 | **20** | 95 | 400 | **495** | 156 | 640 | **796** | 3 | 10 | **13** | 0 | 5 | **5** | 3 | 5 | **8** |
| 04 | 611 | 2 | 9 | **11** | 49 | 158 | **207** | 87 | 283 | **370** | 0 | 1 | **1** | 1 | 3 | **4** | 1 | 5 | **6** |
| 05 | 612 | 1 | 2 | **3** | 33 | 65 | **98** | 156 | 325 | **481** | 2 | 6 | **8** | 3 | 2 | **5** | 1 | 3 | **4** |
| 06 | 721 | 0 | 16 | **16** | 47 | 167 | **214** | 87 | 382 | **469** | 1 | 8 | **9** | 1 | 0 | **1** | 1 | 6 | **7** |
| 09 | 1,081 | 3 | 14 | **17** | 139 | 365 | **504** | 156 | 370 | **526** | 0 | 7 | **7** | 0 | 4 | **4** | 1 | 5 | **6** |
| | **5,931** | **12** | **82** | **94** | **447** | **1,523** | **1,970** | **881** | **2,798** | **3,679** | **6** | **42** | **48** | **5** | **15** | **20** | **8** | **26** | **34** |

| POLL BOOK TOTALS | Bill **Gelineau** / Angelique Chaiser **Thomas** (LIB) | | | Bill **Schuette** / Lisa Posthumus **Lyons** (REP) | | | Gretchen **Whitmer** / Garlin D. **Gilchrist II** (DEM) | | | Jennifer V. **Kurland** / Charin H. **Davenport** (GRN) | | | Keith **Butkovich** / Raymond **Warner** (NLP) | | | Todd **Schleiger** / Earl P. **Lackie** (UST) | | |
|---|---|---|---|---|---|---|---|---|---|---|---|---|---|---|---|---|---|---|
| | AV | Elec Day | TOTAL | AV | Elec Day | TOTAL | AV | Elec Day | TOTAL | AV | Elec Day | TOTAL | AV | Elec Day | TOTAL | AV | Elec Day | TOTAL |
| **NEW BALTIMORE** | | | | | | | | | | | | | | | | | | |
| 01 | 850 | 2 | 10 | **12** | 97 | 347 | **444** | 102 | 268 | **370** | 0 | 6 | **6** | 1 | 1 | **2** | 1 | 3 | **4** |
| 02 | 682 | 0 | 5 | **5** | 100 | 309 | **409** | 68 | 182 | **250** | 0 | 2 | **2** | 2 | 0 | **2** | 1 | 3 | **4** |
| 03 | 1,567 | 4 | 6 | **10** | 181 | 713 | **894** | 151 | 467 | **618** | 1 | 3 | **4** | 1 | 1 | **2** | 6 | 3 | **9** |
| 04 | 1,265 | 1 | 11 | **12** | 190 | 469 | **659** | 153 | 392 | **545** | 2 | 5 | **7** | 2 | 0 | **2** | 3 | 4 | **7** |

| | | | | | | | | | | | | | | | | | | | | |
|---|---|---|---|---|---|---|---|---|---|---|---|---|---|---|---|---|---|---|---|---|
| 05 | 1,217 | 5 | 7 | **12** | 144 | 521 | **665** | 136 | 374 | **510** | 0 | 6 | **6** | 0 | 2 | **2** | 1 | 5 | **6** |
| | **5,581** | **12** | **39** | **51** | **712** | **2,359** | **3,071** | **610** | **1,683** | **2,293** | **3** | **22** | **25** | **6** | **4** | **10** | **12** | **18** | **30** |

| POLL BOOK TOTALS | Bill **Gelineau** / Angelique Chaiser **Thomas** (LIB) | | | Bill **Schuette** / Lisa Posthumus **Lyons** (REP) | | | Gretchen **Whitmer** / Garlin D. **Gilchrist II** (DEM) | | | Jennifer V. **Kurland** / Charin H. **Davenport** (GRN) | | | Keith **Butkovich** / Raymond **Warner** (NLP) | | | Todd **Schleiger** / Earl P. **Lackie** (UST) | | |
|---|---|---|---|---|---|---|---|---|---|---|---|---|---|---|---|---|---|---|
| | AV | Elec Day | TOTAL | AV | Elec Day | TOTAL | AV | Elec Day | TOTAL | AV | Elec Day | TOTAL | AV | Elec Day | TOTAL | AV | Elec Day | TOTAL |
| **RAY TOWNSHIP** | | | | | | | | | | | | | | | | | | |
| 01 | 830 | 2 | 10 | **12** | 174 | 381 | **555** | 75 | 170 | **245** | 0 | 6 | **6** | 0 | 2 | **2** | 2 | 0 | **2** |
| 02 | 1,115 | 3 | 10 | **13** | 215 | 501 | **716** | 110 | 244 | **354** | 1 | 4 | **5** | 1 | 5 | **6** | 5 | 3 | **8** |
| | **1,945** | **5** | **20** | **25** | **389** | **882** | **1,271** | **185** | **414** | **599** | **1** | **10** | **11** | **1** | **7** | **8** | **7** | **3** | **10** |

| POLL BOOK TOTALS | Bill **Gelineau** / Angelique Chaiser **Thomas** (LIB) | | | Bill **Schuette** / Lisa Posthumus **Lyons** (REP) | | | Gretchen **Whitmer** / Garlin D. **Gilchrist II** (DEM) | | | Jennifer V. **Kurland** / Charin H. **Davenport** (GRN) | | | Keith **Butkovich** / Raymond **Warner** (NLP) | | | Todd **Schleiger** / Earl P. **Lackie** (UST) | | |
|---|---|---|---|---|---|---|---|---|---|---|---|---|---|---|---|---|---|---|
| | AV | Elec Day | TOTAL | AV | Elec Day | TOTAL | AV | Elec Day | TOTAL | AV | Elec Day | TOTAL | AV | Elec Day | TOTAL | AV | Elec Day | TOTAL |
| **RICHMOND CITY** | | | | | | | | | | | | | | | | | | |
| 01 | 1,407 | 5 | 19 | **24** | 251 | 539 | **790** | 170 | 380 | **550** | 2 | 9 | **11** | 0 | 5 | **5** | 1 | 4 | **5** |
| 02 | 1,204 | 5 | 16 | **21** | 168 | 501 | **669** | 128 | 355 | **483** | 1 | 3 | **4** | 0 | 2 | **2** | 0 | 6 | **6** |
| | **2,611** | **10** | **35** | **45** | **419** | **1,040** | **1,459** | **298** | **735** | **1,033** | **3** | **12** | **15** | **0** | **7** | **7** | **1** | **10** | **11** |

| POLL BOOK TOTALS | Bill **Gelineau** / Angelique Chaiser **Thomas** (LIB) | | | Bill **Schuette** / Lisa Posthumus **Lyons** (REP) | | | Gretchen **Whitmer** / Garlin D. **Gilchrist II** (DEM) | | | Jennifer V. **Kurland** / Charin H. **Davenport** (GRN) | | | Keith **Butkovich** / Raymond **Warner** (NLP) | | | Todd **Schleiger** / Earl P. **Lackie** (UST) | | |
|---|---|---|---|---|---|---|---|---|---|---|---|---|---|---|---|---|---|---|
| | AV | Elec Day | TOTAL | AV | Elec Day | TOTAL | AV | Elec Day | TOTAL | AV | Elec Day | TOTAL | AV | Elec Day | TOTAL | AV | Elec Day | TOTAL |
| **RICHMOND TOWNSHIP** | | | | | | | | | | | | | | | | | | |
| 01 | 804 | N/A | 9 | **9** | N/A | 540 | **540** | N/A | 236 | **236** | N/A | 3 | **3** | N/A | 4 | **4** | N/A | 4 | **4** |
| 02 | 947 | N/A | 17 | **17** | N/A | 644 | **644** | N/A | 260 | **260** | N/A | 4 | **4** | N/A | 3 | **3** | N/A | 4 | **4** |
| | **1,751** | **N/A** | **26** | **26** | **N/A** | **1,184** | **1,184** | **N/A** | **496** | **496** | **N/A** | **7** | **7** | **N/A** | **7** | **7** | **N/A** | **8** | **8** |

| POLL BOOK TOTALS | Bill **Gelineau** / Angelique Chaiser **Thomas** (LIB) | | | Bill **Schuette** / Lisa Posthumus **Lyons** (REP) | | | Gretchen **Whitmer** / Garlin D. **Gilchrist II** (DEM) | | | Jennifer V. **Kurland** / Charin H. **Davenport** (GRN) | | | Keith **Butkovich** / Raymond **Warner** (NLP) | | | Todd **Schleiger** / Earl P. **Lackie** (UST) | | |
|---|---|---|---|---|---|---|---|---|---|---|---|---|---|---|---|---|---|---|
| | AV | Elec Day | TOTAL | AV | Elec Day | TOTAL | AV | Elec Day | TOTAL | AV | Elec Day | TOTAL | AV | Elec Day | TOTAL | AV | Elec Day | TOTAL |
| **ROSEVILLE** | | | | | | | | | | | | | | | | | | |
| 01 | 1,170 | 2 | 19 | **21** | 113 | 315 | **428** | 119 | 554 | **673** | 0 | 13 | **13** | 1 | 5 | **6** | 3 | 6 | **9** |
| 02 | 1,605 | 5 | 24 | **29** | 142 | 430 | **572** | 207 | 731 | **938** | 5 | 11 | **16** | 4 | 3 | **7** | 5 | 5 | **10** |
| 03 | 1,072 | 3 | 13 | **16** | 71 | 198 | **269** | 163 | 576 | **739** | 1 | 16 | **17** | 2 | 3 | **5** | 2 | 8 | **10** |
| 04 | 673 | 1 | 7 | **8** | 65 | 173 | **238** | 93 | 310 | **403** | 0 | 8 | **8** | 0 | 2 | **2** | 1 | 5 | **6** |
| 05 | 1,141 | 3 | 15 | **18** | 93 | 292 | **385** | 152 | 545 | **697** | 3 | 8 | **11** | 1 | 2 | **3** | 4 | 6 | **10** |
| 06 | 1,511 | 5 | 15 | **20** | 136 | 437 | **573** | 180 | 665 | **845** | 2 | 11 | **13** | 1 | 7 | **8** | 7 | 15 | **22** |
| 07 | 1,546 | 4 | 20 | **24** | 125 | 426 | **551** | 214 | 689 | **903** | 0 | 10 | **10** | 0 | 6 | **6** | 4 | 19 | **23** |
| 08 | 1,404 | 5 | 25 | **30** | 147 | 368 | **515** | 238 | 568 | **806** | 5 | 5 | **10** | 1 | 2 | **3** | 1 | 10 | **11** |
| 09 | 1,456 | 5 | 15 | **20** | 196 | 409 | **605** | 209 | 555 | **764** | 2 | 12 | **14** | 5 | 5 | **10** | 8 | 11 | **19** |
| 10 | 864 | 2 | 11 | **13** | 70 | 289 | **359** | 108 | 350 | **458** | 0 | 9 | **9** | 0 | 1 | **1** | 3 | 3 | **6** |
| 11 | 1,151 | 4 | 14 | **18** | 121 | 352 | **473** | 144 | 466 | **610** | 4 | 11 | **15** | 0 | 2 | **2** | 3 | 2 | **5** |
| 12 | 951 | 2 | 8 | **10** | 147 | 195 | **342** | 162 | 397 | **559** | 3 | 8 | **11** | 1 | 3 | **4** | 2 | 3 | **5** |
| 13 | 575 | 2 | 8 | **10** | 51 | 166 | **217** | 90 | 230 | **320** | 3 | 8 | **11** | 0 | 2 | **2** | 0 | 3 | **3** |
| 14 | 875 | 4 | 8 | **12** | 99 | 234 | **333** | 121 | 374 | **495** | 2 | 8 | **10** | 1 | 2 | **3** | 6 | 8 | **14** |
| 15 | 1,338 | 4 | 19 | **23** | 145 | 240 | **385** | 230 | 661 | **891** | 3 | 7 | **10** | 0 | 4 | **4** | 1 | 7 | **8** |
| | **17,332** | **51** | **221** | **272** | **1,721** | **4,524** | **6,245** | **2,430** | **7,671** | **10,101** | **33** | **145** | **178** | **17** | **49** | **66** | **50** | **111** | **161** |

| | Bill **Gelineau** / Angelique | | | | | | | | | Jennifer V. **Kurland** / Charin | | | Keith **Butkovich** / | | | | | | |
|---|---|---|---|---|---|---|---|---|---|---|---|---|---|---|---|---|---|---|---|

## SHELBY TOWNSHIP

| POLL BOOK TOTALS | Chaiser Thomas (LIB) AV | Chaiser Thomas (LIB) Elec Day | Chaiser Thomas (LIB) TOTAL | Bill Schuette / Lisa Posthumus Lyons (REP) AV | Bill Schuette / Lisa Posthumus Lyons (REP) Elec Day | Bill Schuette / Lisa Posthumus Lyons (REP) TOTAL | Gretchen Whitmer / Garlin D. Gilchrist II (DEM) AV | Gretchen Whitmer / Garlin D. Gilchrist II (DEM) Elec Day | Gretchen Whitmer / Garlin D. Gilchrist II (DEM) TOTAL | H. Davenport (GRN) AV | H. Davenport (GRN) Elec Day | H. Davenport (GRN) TOTAL | Raymond Warner (NLP) AV | Raymond Warner (NLP) Elec Day | Raymond Warner (NLP) TOTAL | Todd Schleiger / Earl P. Lackie (UST) AV | Todd Schleiger / Earl P. Lackie (UST) Elec Day | Todd Schleiger / Earl P. Lackie (UST) TOTAL |
|---|---|---|---|---|---|---|---|---|---|---|---|---|---|---|---|---|---|---|
| 01 | 1,740 | 6 | 19 | **25** | 388 | 689 | **1,077** | 232 | 366 | **598** | 2 | 2 | **4** | 0 | 1 | **1** | 4 | 5 | **9** |
| 02 | 1,457 | 5 | 8 | **13** | 292 | 538 | **830** | 141 | 415 | **556** | 3 | 9 | **12** | 1 | 2 | **3** | 2 | 10 | **12** |
| 03 | 720 | 1 | 8 | **9** | 74 | 317 | **391** | 61 | 229 | **290** | 0 | 4 | **4** | 2 | 4 | **6** | 1 | 2 | **3** |
| 04 | 1,187 | 2 | 9 | **11** | 264 | 458 | **722** | 150 | 285 | **435** | 0 | 2 | **2** | 0 | 1 | **1** | 3 | 5 | **8** |
| 05 | 842 | 0 | 4 | **4** | 147 | 233 | **380** | 144 | 292 | **436** | 0 | 4 | **4** | 0 | 2 | **2** | 1 | 3 | **4** |
| 06 | 968 | 0 | 12 | **12** | 80 | 365 | **445** | 83 | 401 | **484** | 0 | 3 | **3** | 0 | 2 | **2** | 3 | 6 | **9** |
| 07 | 1,197 | 6 | 17 | **23** | 259 | 417 | **676** | 182 | 288 | **470** | 0 | 6 | **6** | 0 | 3 | **3** | 0 | 1 | **1** |
| 08 | 636 | 1 | 5 | **6** | 121 | 244 | **365** | 76 | 174 | **250** | 0 | 1 | **1** | 1 | 1 | **2** | 0 | 2 | **2** |
| 09 | 803 | 0 | 10 | **10** | 62 | 273 | **335** | 64 | 372 | **436** | 1 | 4 | **5** | 0 | 2 | **2** | 1 | 8 | **9** |
| 10 | 965 | 2 | 10 | **12** | 158 | 366 | **524** | 154 | 247 | **401** | 1 | 5 | **6** | 0 | 2 | **2** | 1 | 3 | **4** |
| 11 | 1,267 | 2 | 15 | **17** | 185 | 463 | **648** | 163 | 395 | **558** | 2 | 8 | **10** | 3 | 5 | **8** | 2 | 4 | **6** |
| 12 | 879 | 1 | 7 | **8** | 194 | 354 | **548** | 89 | 214 | **303** | 1 | 0 | **1** | 0 | 1 | **1** | 1 | 4 | **5** |
| 13 | 680 | 0 | 2 | **2** | 157 | 266 | **423** | 87 | 145 | **232** | 1 | 5 | **6** | 0 | 1 | **1** | 1 | 1 | **2** |
| 14 | 1,391 | 3 | 13 | **16** | 238 | 605 | **843** | 157 | 354 | **511** | 1 | 4 | **5** | 1 | 2 | **3** | 0 | 4 | **4** |
| 15 | 1,393 | 4 | 15 | **19** | 250 | 528 | **778** | 188 | 372 | **560** | 1 | 6 | **7** | 0 | 3 | **3** | 3 | 8 | **11** |
| 16 | 1,798 | 6 | 9 | **15** | 434 | 668 | **1,102** | 269 | 377 | **646** | 3 | 3 | **6** | 0 | 1 | **1** | 1 | 6 | **7** |
| 17 | 1,487 | 2 | 12 | **14** | 243 | 646 | **889** | 145 | 410 | **555** | 0 | 3 | **3** | 0 | 3 | **3** | 1 | 9 | **10** |
| 18 | 1,084 | 3 | 16 | **19** | 206 | 347 | **553** | 199 | 284 | **483** | 0 | 5 | **5** | 1 | 2 | **3** | 3 | 1 | **4** |
| 19 | 984 | 3 | 6 | **9** | 230 | 352 | **582** | 102 | 268 | **370** | 1 | 4 | **5** | 0 | 3 | **3** | 1 | 1 | **2** |
| 20 | 772 | 3 | 5 | **8** | 137 | 272 | **409** | 111 | 221 | **332** | 2 | 6 | **8** | 1 | 1 | **2** | 2 | 2 | **4** |
| 21 | 739 | 0 | 13 | **13** | 34 | 203 | **237** | 46 | 419 | **465** | 1 | 5 | **6** | 0 | 2 | **2** | 0 | 4 | **4** |
| 22 | 1,810 | 3 | 10 | **13** | 466 | 662 | **1,128** | 293 | 352 | **645** | 0 | 3 | **3** | 1 | 1 | **2** | 0 | 1 | **1** |
| 23 | 1,595 | 3 | 11 | **14** | 411 | 615 | **1,026** | 155 | 371 | **526** | 0 | 7 | **7** | 0 | 5 | **5** | 0 | 1 | **1** |
| 24 | 1,861 | 4 | 12 | **16** | 487 | 701 | **1,188** | 255 | 364 | **619** | 1 | 7 | **8** | 1 | 2 | **3** | 1 | 2 | **3** |
| 25 | 1,344 | 1 | 8 | **9** | 340 | 452 | **792** | 181 | 339 | **520** | 1 | 5 | **6** | 2 | 0 | **2** | 0 | 3 | **3** |
| 26 | 1,172 | 7 | 14 | **21** | 287 | 309 | **596** | 223 | 296 | **519** | 3 | 4 | **7** | 0 | 3 | **3** | 2 | 5 | **7** |
| 27 | 1,326 | 1 | 7 | **8** | 216 | 443 | **659** | 202 | 434 | **636** | 2 | 0 | **2** | 0 | 1 | **1** | 3 | 3 | **6** |
| 28 | 1,403 | 4 | 4 | **8** | 389 | 352 | **741** | 332 | 285 | **617** | 0 | 1 | **1** | 0 | 1 | **1** | 2 | 3 | **5** |
| 29 | 859 | 3 | 4 | **7** | 135 | 372 | **507** | 96 | 234 | **330** | 0 | 3 | **3** | 0 | 0 | **0** | 0 | 4 | **4** |
| 30 | 1,063 | 1 | 9 | **10** | 204 | 370 | **574** | 159 | 290 | **449** | 1 | 3 | **4** | 1 | 3 | **4** | 3 | 3 | **6** |
| | **35,422** | **77** | **294** | **371** | **7,088** | **12,880** | **19,968** | **4,739** | **9,493** | **14,232** | **28** | **122** | **150** | **15** | **60** | **75** | **42** | **114** | **156** |

## ST. CLAIR SHORES

| POLL BOOK TOTALS | Bill Gelineau / Angelique Chaiser Thomas (LIB) AV | Bill Gelineau / Angelique Chaiser Thomas (LIB) Elec Day | Bill Gelineau / Angelique Chaiser Thomas (LIB) TOTAL | Bill Schuette / Lisa Posthumus Lyons (REP) AV | Bill Schuette / Lisa Posthumus Lyons (REP) Elec Day | Bill Schuette / Lisa Posthumus Lyons (REP) TOTAL | Gretchen Whitmer / Garlin D. Gilchrist II (DEM) AV | Gretchen Whitmer / Garlin D. Gilchrist II (DEM) Elec Day | Gretchen Whitmer / Garlin D. Gilchrist II (DEM) TOTAL | Jennifer V. Kurland / Charin H. Davenport (GRN) AV | Jennifer V. Kurland / Charin H. Davenport (GRN) Elec Day | Jennifer V. Kurland / Charin H. Davenport (GRN) TOTAL | Keith Butkovich / Raymond Warner (NLP) AV | Keith Butkovich / Raymond Warner (NLP) Elec Day | Keith Butkovich / Raymond Warner (NLP) TOTAL | Todd Schleiger / Earl P. Lackie (UST) AV | Todd Schleiger / Earl P. Lackie (UST) Elec Day | Todd Schleiger / Earl P. Lackie (UST) TOTAL |
|---|---|---|---|---|---|---|---|---|---|---|---|---|---|---|---|---|---|---|
| 01 | 1,882 | 4 | 13 | **17** | 398 | 507 | **905** | 368 | 545 | **913** | 2 | 8 | **10** | 1 | 4 | **5** | 2 | 2 | **4** |
| 02 | 1,666 | 1 | 10 | **11** | 315 | 413 | **728** | 337 | 527 | **864** | 4 | 10 | **14** | 1 | 4 | **5** | 8 | 6 | **14** |
| 03 | 1,600 | 3 | 28 | **31** | 185 | 444 | **629** | 233 | 657 | **890** | 4 | 10 | **14** | 2 | 5 | **7** | 2 | 10 | **12** |
| 04 | 1,569 | 3 | 16 | **19** | 258 | 408 | **666** | 254 | 595 | **849** | 1 | 7 | **8** | 1 | 3 | **4** | 4 | 5 | **9** |
| 05 | 1,452 | 4 | 20 | **24** | 127 | 432 | **559** | 210 | 625 | **835** | 1 | 17 | **18** | 0 | 1 | **1** | 2 | 3 | **5** |
| 06 | 1,434 | 4 | 15 | **19** | 176 | 240 | **416** | 234 | 722 | **956** | 3 | 10 | **13** | 1 | 0 | **1** | 2 | 5 | **7** |
| 07 | 912 | 1 | 7 | **8** | 101 | 247 | **348** | 129 | 391 | **520** | 1 | 14 | **15** | 2 | 1 | **3** | 1 | 3 | **4** |
| 08 | 1,303 | 1 | 10 | **11** | 208 | 412 | **620** | 201 | 439 | **640** | 1 | 3 | **4** | 0 | 2 | **2** | 0 | 9 | **9** |
| 09 | 842 | 5 | 10 | **15** | 125 | 256 | **381** | 153 | 264 | **417** | 1 | 7 | **8** | 1 | 4 | **5** | 2 | 2 | **4** |
| 10 | 1,587 | 4 | 18 | **22** | 221 | 483 | **704** | 210 | 619 | **829** | 1 | 4 | **5** | 1 | 5 | **6** | 2 | 4 | **6** |
| 11 | 664 | 2 | 8 | **10** | 104 | 215 | **319** | 91 | 224 | **315** | 2 | 2 | **4** | 1 | 2 | **3** | 0 | 2 | **2** |
| 12 | 1,585 | 2 | 18 | **20** | 291 | 457 | **748** | 287 | 481 | **768** | 1 | 10 | **11** | 0 | 3 | **3** | 3 | 4 | **7** |

| | | | | | | | | | | | | | | | | | | | |
|---|---|---|---|---|---|---|---|---|---|---|---|---|---|---|---|---|---|---|---|
| 13 | 1,896 | 5 | 15 | **20** | 416 | 615 | **1,031** | 335 | 468 | **803** | 3 | 5 | **8** | 1 | 4 | **5** | 3 | 7 | **10** |
| 14 | 637 | 3 | 5 | **8** | 85 | 213 | **298** | 99 | 210 | **309** | 2 | 7 | **9** | 0 | 0 | **0** | 3 | 3 | **6** |
| 15 | 1,565 | 4 | 19 | **23** | 194 | 486 | **680** | 265 | 552 | **817** | 4 | 12 | **16** | 0 | 2 | **2** | 3 | 2 | **5** |
| 16 | 1,466 | 4 | 21 | **25** | 225 | 457 | **682** | 227 | 490 | **717** | 3 | 9 | **12** | 0 | 6 | **6** | 4 | 3 | **7** |
| 17 | 1,641 | 8 | 19 | **27** | 307 | 494 | **801** | 265 | 513 | **778** | 2 | 9 | **11** | 1 | 1 | **2** | 2 | 2 | **4** |
| 18 | 1,291 | 5 | 16 | **21** | 208 | 395 | **603** | 218 | 411 | **629** | 1 | 7 | **8** | 0 | 4 | **4** | 3 | 5 | **8** |
| 19 | 1,063 | 4 | 10 | **14** | 194 | 349 | **543** | 170 | 310 | **480** | 0 | 2 | **2** | 0 | 2 | **2** | 4 | 5 | **9** |
| 20 | 760 | 2 | 7 | **9** | 132 | 206 | **338** | 127 | 259 | **386** | 4 | 7 | **11** | 0 | 2 | **2** | 3 | 2 | **5** |
| 21 | 1,195 | 2 | 13 | **15** | 174 | 363 | **537** | 174 | **417** | **591** | 6 | 10 | **16** | 1 | 2 | **3** | 5 | 4 | **9** |
| 22 | 959 | 4 | 9 | **13** | 156 | 342 | **498** | 138 | 285 | **423** | 2 | 8 | **10** | 0 | 0 | **0** | 2 | 4 | **6** |
| 23 | 1,279 | 5 | 13 | **18** | 202 | 409 | **611** | 188 | 429 | **617** | 0 | 2 | **2** | 1 | 3 | **4** | 1 | 6 | **7** |
| | **30,248** | **80** | **320** | **400** | **4,802** | **8,843** | **13,645** | **4,913** | **10,433** | **15,346** | **49** | **180** | **229** | **15** | **60** | **75** | **61** | **98** | **159** |

| POLL BOOK TOTALS | Bill **Gelineau** / Angelique Chaiser **Thomas** (LIB) | | | Bill **Schuette** / Lisa Posthumus **Lyons** (REP) | | | Gretchen **Whitmer** / Garlin D. **Gilchrist II** (DEM) | | | Jennifer V. **Kurland** / Charin H. **Davenport** (GRN) | | | Keith **Butkovich** / Raymond **Warner** (NLP) | | | Todd **Schleiger** / Earl P. **Lackie** (UST) | | |
|---|---|---|---|---|---|---|---|---|---|---|---|---|---|---|---|---|---|---|
| | AV | Elec Day | TOTAL | AV | Elec Day | TOTAL | AV | Elec Day | TOTAL | AV | Elec Day | TOTAL | AV | Elec Day | TOTAL | AV | Elec Day | TOTAL |
| **STERLING HEIGHTS** | | | | | | | | | | | | | | | | | | |
| 01 | 833 | 0 | 8 | **8** | 72 | 253 | **325** | 102 | 368 | **470** | 0 | 8 | **8** | 1 | 5 | **6** | 0 | **0** |
| 02 | 1,330 | 1 | 8 | **9** | 149 | 391 | **540** | 180 | 565 | **745** | 0 | 12 | **12** | 2 | 0 | **2** | 0 | 3 |
| 03 | 1,454 | 3 | 8 | **11** | 194 | 356 | **550** | 220 | 639 | **859** | 2 | 5 | **7** | 0 | 1 | **1** | 1 | 5 |
| 04 | 1,714 | 2 | 11 | **13** | 226 | 473 | **699** | 259 | 702 | **961** | 1 | 7 | **8** | 1 | 2 | **3** | 0 | 9 |
| 05 | 1,577 | 3 | 15 | **18** | 207 | 419 | **626** | 213 | 671 | **884** | 2 | 10 | **12** | 2 | 8 | **10** | 0 | 4 |
| 06 | 853 | 0 | 6 | **6** | 148 | 288 | **436** | 105 | 281 | **386** | 2 | 7 | **9** | 0 | 3 | **3** | 2 | 1 |
| 07 | 1,317 | 1 | 17 | **18** | 183 | 436 | **619** | 174 | 459 | **633** | 1 | 9 | **10** | 1 | 4 | **5** | 1 | 6 |
| 08 | 1,002 | 3 | 12 | **15** | 130 | 328 | **458** | 116 | 391 | **507** | 0 | 2 | **2** | 1 | 2 | **3** | 1 | 4 |
| 09 | 559 | 1 | 5 | **6** | 73 | 189 | **262** | 73 | 201 | **274** | 0 | 4 | **4** | 0 | 0 | **0** | 0 | 2 |
| 10 | 1,302 | 3 | 11 | **14** | 215 | 408 | **623** | 185 | 447 | **632** | 0 | 2 | **2** | 1 | 1 | **2** | 4 | 3 |
| 11 | 779 | 2 | 13 | **15** | 125 | 229 | **354** | 101 | 287 | **388** | 1 | 1 | **2** | 0 | 1 | **1** | 2 | 3 |
| 12 | 1,430 | 3 | 16 | **19** | 236 | 416 | **652** | 224 | 505 | **729** | 1 | 3 | **4** | 1 | 2 | **3** | 4 | 3 |
| 13 | 850 | 0 | 5 | **5** | 113 | 247 | **360** | 117 | 350 | **467** | 0 | 4 | **4** | 0 | 1 | **1** | 0 | 2 |
| 14 | 753 | 1 | 6 | **7** | 77 | 197 | **274** | 127 | 322 | **449** | 1 | 3 | **4** | 0 | 1 | **1** | 0 | 3 |
| 15 | 797 | 7 | 5 | **12** | 123 | 289 | **412** | 87 | 254 | **341** | 0 | 5 | **5** | 0 | 1 | **1** | 1 | 4 |
| 16 | 812 | 1 | 4 | **5** | 107 | 259 | **366** | 116 | 303 | **419** | 0 | 4 | **4** | 0 | 2 | **2** | 0 | 5 |
| 17 | 826 | 3 | 8 | **11** | 115 | 282 | **397** | 125 | 268 | **393** | 0 | 4 | **4** | 0 | 2 | **2** | 1 | 2 |
| 18 | 1,296 | 2 | 18 | **20** | 185 | 382 | **567** | 181 | 489 | **670** | 3 | 5 | **8** | 1 | 1 | **2** | 3 | 5 |
| 19 | 1,476 | 4 | 13 | **17** | 187 | 414 | **601** | 221 | 589 | **810** | 1 | 12 | **13** | 0 | 2 | **2** | 3 | 5 |
| 20 | 1,260 | 3 | 12 | **15** | 159 | 404 | **563** | 172 | 465 | **637** | 3 | 6 | **9** | 0 | 1 | **1** | 4 | 5 |
| 21 | 780 | 0 | 10 | **10** | 84 | 273 | **357** | 87 | 302 | **389** | 0 | 5 | **5** | 0 | 0 | **0** | 0 | 4 |
| 22 | 926 | 1 | 5 | **6** | 135 | 347 | **482** | 114 | 300 | **414** | 0 | 5 | **5** | 0 | 0 | **0** | 4 | 3 |
| 23 | 926 | 2 | 4 | **6** | 131 | 348 | **479** | 111 | 309 | **420** | 0 | 0 | **0** | 0 | 0 | **0** | 2 | 5 |
| 24 | 946 | 2 | 7 | **9** | 95 | 369 | **464** | 100 | 349 | **449** | 0 | 3 | **3** | 0 | 3 | **3** | 2 | 3 |
| 25 | 1,598 | 2 | 19 | **21** | 232 | 523 | **755** | 236 | 542 | **778** | 1 | 11 | **12** | 0 | 4 | **4** | 2 | 4 |
| 26 | 1,478 | 0 | 11 | **11** | 250 | 592 | **842** | 184 | 397 | **581** | 1 | 7 | **8** | 0 | 5 | **5** | 3 | 1 |
| 27 | 1,355 | 5 | 14 | **19** | 176 | 484 | **660** | 172 | 466 | **638** | 0 | 8 | **8** | 0 | 1 | **1** | 1 | 6 |
| 28 | 1,121 | 4 | 9 | **13** | 192 | 367 | **559** | 168 | 361 | **529** | 1 | 4 | **5** | 0 | 0 | **0** | 2 | 2 |
| 29 | 1,083 | 3 | 5 | **8** | 158 | 378 | **536** | 139 | 366 | **505** | 2 | 8 | **10** | 1 | 1 | **2** | 2 | 3 |
| 30 | 682 | 2 | 13 | **15** | 82 | 202 | **284** | 98 | 263 | **361** | 0 | 7 | **7** | 0 | 1 | **1** | 1 | 1 |
| 31 | 696 | 0 | 4 | **4** | 49 | 260 | **309** | 73 | 295 | **368** | 0 | 3 | **3** | 0 | 3 | **3** | 2 | 1 |
| 32 | 495 | 0 | 5 | **5** | 21 | 171 | **192** | 33 | 236 | **269** | 1 | 8 | **9** | 1 | 3 | **4** | 0 | 6 |
| 33 | 951 | 3 | 4 | **7** | 175 | 294 | **469** | 192 | 259 | **451** | 2 | 5 | **7** | 0 | 1 | **1** | 0 | 1 |
| 34 | 1,276 | 6 | 13 | **19** | 173 | 484 | **657** | 159 | 412 | **571** | 3 | 4 | **7** | 1 | 0 | **1** | 0 | 4 |
| 35 | 850 | 2 | 13 | **15** | 45 | 332 | **377** | 75 | 338 | **413** | 0 | 13 | **13** | 0 | 3 | **3** | 2 | 9 |

| | | | | | | | | | | | | | | | | | | | |
|---|---|---|---|---|---|---|---|---|---|---|---|---|---|---|---|---|---|---|---|
| 36 | 1,380 | 8 | 19 | **27** | 211 | 477 | **688** | 232 | 389 | **621** | 1 | 6 | 7 | 1 | 2 | **3** | 2 | 6 | **8** |
| 37 | 1,320 | 3 | 10 | **13** | 169 | 389 | **558** | 208 | 505 | **713** | 0 | 8 | **8** | 0 | 0 | **0** | 1 | 0 | **1** |
| 38 | 1,475 | 4 | 18 | **22** | 256 | 346 | **602** | 273 | 543 | **816** | 2 | 7 | **9** | 0 | 3 | **3** | 1 | 1 | **2** |
| 39 | 1,117 | 0 | 7 | 7 | 107 | 433 | **540** | 127 | 401 | **528** | 4 | 9 | **13** | 0 | 3 | **3** | 1 | 4 | **5** |
| 40 | 595 | 1 | 8 | **9** | 53 | 245 | **298** | 56 | 215 | **271** | 0 | 4 | **4** | 0 | 1 | **1** | 1 | 3 | **4** |
| 41 | 851 | 4 | 6 | **10** | 77 | 303 | **380** | 92 | 329 | **421** | 0 | 7 | 7 | 1 | 3 | **4** | 0 | 5 | **5** |
| 42 | 1,056 | 1 | 10 | **11** | 187 | 375 | **562** | 156 | 288 | **444** | 0 | 10 | **10** | 1 | 3 | **4** | 3 | 7 | **10** |
| 43 | 1,790 | 7 | 8 | **15** | 415 | 544 | **959** | 318 | 465 | **783** | 3 | 6 | **9** | 0 | 0 | **0** | 4 | 2 | **6** |
| 44 | 1,074 | 7 | 3 | **10** | 230 | 320 | **550** | 197 | 284 | **481** | 2 | 5 | **7** | 2 | 0 | **2** | 2 | 1 | **3** |
| 45 | 1,351 | 0 | 7 | 7 | 223 | 440 | **663** | 171 | 484 | **655** | 0 | 5 | **5** | 0 | 2 | **2** | 5 | 2 | **7** |
| | **49,392** | **110** | **433** | **543** | **6,950** | **15,956** | **22,906** | **6,869** | **17,654** | **24,523** | **41** | **271** | **312** | **19** | **82** | **101** | **70** | **158** | **228** |

| POLL BOOK TOTALS | Bill **Gelineau** / Angelique Chaiser **Thomas** (LIB) | | | Bill **Schuette** / Lisa Posthumus **Lyons** (REP) | | | Gretchen **Whitmer** / Garlin D. **Gilchrist II** (DEM) | | | Jennifer V. **Kurland** / Charin H. **Davenport** (GRN) | | | Keith **Butkovich** / Raymond **Warner** (NLP) | | | Todd **Schleiger** / Earl P. **Lackie** (UST) | | |
|---|---|---|---|---|---|---|---|---|---|---|---|---|---|---|---|---|---|---|
| | AV | Elec Day | TOTAL | AV | Elec Day | TOTAL | AV | Elec Day | TOTAL | AV | Elec Day | TOTAL | AV | Elec Day | TOTAL | AV | Elec Day | TOTAL |
| **UTICA** | | | | | | | | | | | | | | | | | | |
| 01 | 427 | 0 | 10 | **10** | 33 | 145 | **178** | 36 | 182 | **218** | 0 | 4 | **4** | 0 | 2 | **2** | 0 | 2 | **2** |
| 02 | 807 | 0 | 9 | **9** | 107 | 328 | **435** | 80 | 255 | **335** | 0 | 4 | **4** | 0 | 2 | **2** | 3 | 2 | **5** |
| 03 | 903 | 1 | 10 | **11** | 109 | 267 | **376** | 111 | 372 | **483** | 3 | 7 | **10** | 0 | 1 | **1** | 2 | 4 | **6** |
| | **2,137** | **1** | **29** | **30** | **249** | **740** | **989** | **227** | **809** | **1,036** | **3** | **15** | **18** | **0** | **5** | **5** | **5** | **8** | **13** |

| POLL BOOK TOTALS | Bill **Gelineau** / Angelique Chaiser **Thomas** (LIB) | | | Bill **Schuette** / Lisa Posthumus **Lyons** (REP) | | | Gretchen **Whitmer** / Garlin D. **Gilchrist II** (DEM) | | | Jennifer V. **Kurland** / Charin H. **Davenport** (GRN) | | | Keith **Butkovich** / Raymond **Warner** (NLP) | | | Todd **Schleiger** / Earl P. **Lackie** (UST) | | |
|---|---|---|---|---|---|---|---|---|---|---|---|---|---|---|---|---|---|---|
| | AV | Elec Day | TOTAL | AV | Elec Day | TOTAL | AV | Elec Day | TOTAL | AV | Elec Day | TOTAL | AV | Elec Day | TOTAL | AV | Elec Day | TOTAL |
| **WARREN** | | | | | | | | | | | | | | | | | | |
| 01 | 1,332 | 3 | 18 | **21** | 69 | 226 | **295** | 136 | 828 | **964** | 1 | 16 | **17** | 0 | 5 | **5** | 0 | 10 | **10** |
| 03 | 1,156 | **1** | 9 | **10** | 49 | 220 | **269** | 118 | 718 | **836** | 2 | 7 | **9** | 0 | 8 | **8** | 1 | 4 | **5** |
| 04 | 888 | 3 | 6 | **9** | 55 | 243 | **298** | 71 | 482 | **553** | 0 | 4 | **4** | 0 | 3 | **3** | 0 | 6 | **6** |
| 05 | 780 | 2 | 7 | **9** | 55 | 167 | **222** | 105 | 417 | **522** | 0 | 10 | **10** | 0 | 4 | **4** | 1 | 2 | **3** |
| 06 | 1,050 | 3 | 11 | **14** | 86 | 265 | **351** | 123 | 531 | **654** | 2 | 6 | **8** | 0 | 1 | **1** | 3 | 5 | **8** |
| 07 | 690 | **1** | 2 | **3** | 33 | 126 | **159** | 50 | 440 | **490** | 0 | 14 | **14** | 2 | 3 | **5** | 0 | 9 | **9** |
| 08 | 774 | 0 | 12 | **12** | 31 | 124 | **155** | 65 | 506 | **571** | 0 | 9 | **9** | 4 | 4 | **8** | 2 | 9 | **11** |
| 09 | 862 | 3 | 12 | **15** | 41 | 189 | **230** | 62 | 526 | **588** | 3 | 9 | **12** | 0 | 3 | **3** | 0 | 6 | **6** |
| 10 | 688 | 3 | 9 | **12** | 20 | 105 | **125** | 48 | 472 | **520** | 1 | 10 | **11** | 1 | 2 | **3** | 1 | 8 | **9** |
| 11 | 15 | 0 | 1 | **1** | 1 | 4 | **5** | 1 | 8 | **9** | 0 | 0 | **0** | 0 | 0 | **0** | 0 | 0 | **0** |
| 12 | 499 | 0 | 3 | **3** | 24 | 99 | **123** | 49 | 304 | **353** | 1 | 5 | **6** | 0 | 1 | **1** | 3 | 2 | **5** |
| 13 | 306 | 0 | 3 | **3** | 31 | 90 | **121** | 30 | 145 | **175** | 0 | 3 | **3** | 0 | 0 | **0** | 0 | 3 | **3** |
| 14 | 1,240 | 1 | 7 | **8** | 109 | 279 | **388** | 140 | 669 | **809** | 0 | 10 | **10** | 0 | 2 | **2** | 2 | 4 | **6** |
| 15 | 1,359 | 7 | 14 | **21** | 60 | 296 | **356** | 140 | 794 | **934** | 2 | 17 | **19** | 0 | 2 | **2** | 2 | 11 | **13** |
| 17 | 943 | 2 | 11 | **13** | 87 | 249 | **336** | 121 | 437 | **558** | 3 | 9 | **12** | 1 | 2 | **3** | 1 | 8 | **9** |
| 18 | 329 | **1** | 6 | **7** | 13 | 63 | **76** | 28 | 207 | **235** | 0 | 6 | **6** | 0 | 0 | **0** | 0 | 1 | **1** |
| 19 | 899 | 3 | 13 | **16** | 59 | 249 | **308** | 101 | 452 | **553** | 3 | 4 | 7 | 0 | 0 | **0** | 1 | 1 | **2** |
| 20 | 1,228 | 5 | 15 | **20** | 127 | 307 | **434** | 185 | 549 | **734** | 2 | 8 | **10** | 1 | 1 | **2** | 2 | 6 | **8** |
| 22 | 1,243 | 2 | 13 | **15** | 120 | 387 | **507** | 146 | 537 | **683** | 3 | 7 | **10** | 1 | 0 | **1** | 3 | 8 | **11** |
| 23 | 1,004 | 8 | 9 | **17** | 104 | 257 | **361** | 169 | 418 | **587** | 2 | 4 | **6** | 3 | 0 | **3** | 4 | 11 | **15** |
| 24 | 446 | 2 | 7 | **9** | 34 | 147 | **181** | 52 | 191 | **243** | 0 | 4 | **4** | 0 | 0 | **0** | 0 | 2 | **2** |
| 25 | 715 | 1 | 4 | **5** | 66 | 247 | **313** | 67 | 299 | **366** | 1 | 6 | 7 | 0 | 2 | **2** | 2 | 1 | **3** |
| 26 | 539 | 1 | 4 | **5** | 28 | 96 | **124** | 57 | 340 | **397** | 0 | 3 | **3** | 0 | 1 | **1** | 0 | 4 | **4** |
| 27 | 1,899 | 9 | 20 | **29** | 265 | 583 | **848** | 268 | 702 | **970** | 2 | 8 | **10** | 3 | 3 | **6** | 7 | 6 | **13** |
| 28 | 1,585 | 3 | 13 | **16** | 189 | 363 | **552** | 296 | 678 | **974** | 4 | 7 | **11** | 0 | 1 | **1** | 0 | 6 | **6** |
| 31 | 1,416 | 0 | 15 | **15** | 185 | 334 | **519** | 286 | 559 | **845** | 3 | 5 | **8** | 0 | 0 | **0** | 7 | 3 | **10** |

| | | | | | | | | | | | | | | | | | | | | |
|---|---|---|---|---|---|---|---|---|---|---|---|---|---|---|---|---|---|---|---|---|
| 32 | 1,231 | 5 | 14 | **19** | 166 | 381 | **547** | 181 | 455 | **636** | 0 | 8 | **8** | 2 | 1 | **3** | 5 | 2 | **7** |
| 33 | 1,350 | 4 | 13 | **17** | 186 | 413 | **599** | 194 | 493 | **687** | 4 | 12 | **16** | 3 | 1 | **4** | 0 | 8 | **8** |
| 34 | 696 | 1 | 14 | **15** | 64 | 173 | **237** | 68 | 351 | **419** | 0 | 5 | **5** | 0 | 1 | **1** | 2 | 4 | **6** |
| 35 | 1,271 | 6 | 10 | **16** | 158 | 291 | **449** | 194 | 572 | **766** | 1 | 7 | **8** | 2 | 1 | **3** | 4 | 7 | **11** |
| 36 | 1,935 | 7 | 19 | **26** | 257 | 536 | **793** | 312 | 756 | **1,068** | 1 | 7 | **8** | 1 | 7 | **8** | 3 | 5 | **8** |
| 38 | 1,625 | 5 | 14 | **19** | 140 | 382 | **522** | 249 | 798 | **1,047** | 2 | 4 | **6** | 0 | 3 | **3** | 5 | 5 | **10** |
| 41 | 1,451 | 1 | 12 | **13** | 169 | 401 | **570** | 210 | 622 | **832** | 0 | 7 | **7** | 0 | 3 | **3** | 1 | 7 | **8** |
| 43 | 1,119 | 0 | 14 | **14** | 140 | 292 | **432** | 160 | 481 | **641** | 2 | 10 | **12** | 2 | 0 | **2** | 2 | 4 | **6** |
| 44 | 999 | 1 | 4 | **5** | 94 | 165 | **259** | 200 | 505 | **705** | 3 | 3 | **6** | 1 | 0 | **1** | 3 | 3 | **6** |
| 45 | 991 | 3 | 15 | **18** | 147 | 210 | **357** | 151 | 442 | **593** | 2 | 5 | **7** | 1 | 2 | **3** | 1 | 2 | **3** |
| 46 | 874 | 1 | 11 | **12** | 96 | 202 | **298** | 124 | 420 | **544** | 1 | 5 | **6** | 2 | 0 | **2** | 2 | 1 | **3** |
| 47 | 1,408 | 1 | 9 | **10** | 224 | 349 | **573** | 237 | 559 | **796** | 1 | 5 | **6** | 0 | 1 | **1** | 2 | 7 | **9** |
| 48 | 637 | 0 | 2 | **2** | 84 | 140 | **224** | 116 | 279 | **395** | 0 | 6 | **6** | 0 | 1 | **1** | 4 | 0 | **4** |
| 49 | 1,515 | 5 | 17 | **22** | 219 | 440 | **659** | 217 | 576 | **793** | 0 | 11 | **11** | 0 | 1 | **1** | 2 | 5 | **7** |
| 50 | 1,250 | 1 | 12 | **13** | 173 | 331 | **504** | 182 | 511 | **693** | 2 | 8 | **10** | 1 | 3 | **4** | 0 | 6 | **6** |
| 51 | 1,428 | 1 | 9 | **10** | 280 | 355 | **635** | 289 | 453 | **742** | 2 | 4 | **6** | 2 | 1 | **3** | 5 | 7 | **12** |
| 52 | 892 | 1 | 9 | **10** | 142 | 309 | **451** | 141 | 262 | **403** | 2 | 5 | **7** | 1 | 2 | **3** | 2 | 4 | **6** |
| 53 | 842 | 2 | 12 | **14** | 114 | 269 | **383** | 103 | 309 | **412** | 1 | 7 | **8** | 1 | 3 | **4** | 2 | 1 | **3** |
| 54 | 1,044 | 3 | 5 | **8** | 202 | 295 | **497** | 179 | 332 | **511** | 3 | 5 | **8** | 0 | 1 | **1** | 4 | 1 | **5** |
| 55 | 1,143 | 2 | 17 | **19** | 123 | 373 | **496** | 132 | 462 | **594** | 0 | 12 | **12** | 0 | 4 | **4** | 3 | 4 | **7** |
| 56 | 578 | 0 | 5 | **5** | 76 | 166 | **242** | 92 | 225 | **317** | 0 | 4 | **4** | 0 | 0 | **0** | 0 | 1 | **1** |
| 57 | 1,039 | 2 | 20 | **22** | 116 | 330 | **446** | 122 | 425 | **547** | 0 | 5 | **5** | 0 | 4 | **4** | 1 | 5 | **6** |
| 58 | 1,544 | 5 | 17 | **22** | 225 | 470 | **695** | 236 | 539 | **775** | 3 | 4 | **7** | 4 | 3 | **7** | 4 | 10 | **14** |
| | **50,747** | **121** | **518** | **639** | **5,536** | **12,988** | **18,524** | **7,003** | **23,036** | **30,039** | **65** | **340** | **405** | **39** | **91** | **130** | **99** | **235** | **334** |

| | POLL BOOK TOTALS | Bill Gelineau / Angelique Chaiser Thomas (LIB) | | | Bill Schuette / Lisa Posthumus Lyons (REP) | | | Gretchen Whitmer / Garlin D. Gilchrist II (DEM) | | | Jennifer V. Kurland / Charin H. Davenport (GRN) | | | Keith Butkovich / Raymond Warner (NLP) | | | Todd Schleiger / Earl P. Lackie (UST) | | |
|---|---|---|---|---|---|---|---|---|---|---|---|---|---|---|---|---|---|---|---|
| | | AV | Elec Day | TOTAL | AV | Elec Day | TOTAL | AV | Elec Day | TOTAL | AV | Elec Day | TOTAL | AV | Elec Day | TOTAL | AV | Elec Day | TOTAL |
| **WASHINGTON TOWNSHIP** | | | | | | | | | | | | | | | | | | | |
| 01 | 829 | 2 | 7 | **9** | 118 | 297 | **415** | 98 | 279 | **377** | 0 | 4 | **4** | 0 | 5 | **5** | 0 | 4 | **4** |
| 02 | 1,643 | 9 | 20 | **29** | 380 | 610 | **990** | 258 | 324 | **582** | 4 | 4 | **8** | 2 | 0 | **2** | 2 | 4 | **6** |
| 03 | 1,480 | 5 | 10 | **15** | 321 | 613 | **934** | 179 | 332 | **511** | 1 | 5 | **6** | 2 | 1 | **3** | 2 | 0 | **2** |
| 04 | 1,151 | 3 | 17 | **20** | 152 | 477 | **629** | 122 | 338 | **460** | 0 | 10 | **10** | 0 | 2 | **2** | 1 | 4 | **5** |
| 05 | 1,463 | 4 | 12 | **16** | 347 | 636 | **983** | 143 | 293 | **436** | 1 | 1 | **2** | 0 | 3 | **3** | 0 | 3 | **3** |
| 06 | 2,195 | 2 | 11 | **13** | 701 | 766 | **1,467** | 336 | 342 | **678** | 2 | 3 | **5** | 2 | 2 | **4** | 3 | 4 | **7** |
| 07 | 1,557 | 0 | 10 | **10** | 381 | 668 | **1,049** | 177 | 294 | **471** | 1 | 6 | **7** | 0 | 2 | **2** | 1 | 1 | **2** |
| 08 | 1,314 | 3 | 6 | **9** | 293 | 507 | **800** | 177 | 299 | **476** | 2 | 5 | **7** | 0 | 2 | **2** | 0 | 4 | **4** |
| 09 | 759 | 1 | 2 | **3** | 129 | 370 | **499** | 85 | 157 | **242** | 0 | 3 | **3** | 0 | 2 | **2** | 0 | 0 | **0** |
| 10 | 1,081 | 2 | 9 | **11** | 186 | 469 | **655** | 119 | 277 | **396** | 0 | 2 | **2** | 0 | 1 | **1** | 1 | 3 | **4** |
| | **13,472** | **31** | **104** | **135** | **3,008** | **5,413** | **8,421** | **1,694** | **2,935** | **4,629** | **11** | **43** | **54** | **6** | **20** | **26** | **10** | **27** | **37** |
| **TOTALS** | | | | | | | | | | | | | | | | | | | |
| | **365,489** | **835** | **3,441** | **4,276** | **54,501** | **114,572** | **169,073** | **51,460** | **130,143** | **181,603** | **413** | **1,964** | **2,377** | **218** | **651** | **869** | **655** | **1,373** | **2,028** |

☐ Yellow in the TOTALS column means precinct hasn't reported
N/A indicates AV (Absentee) results are included in Elec Day results

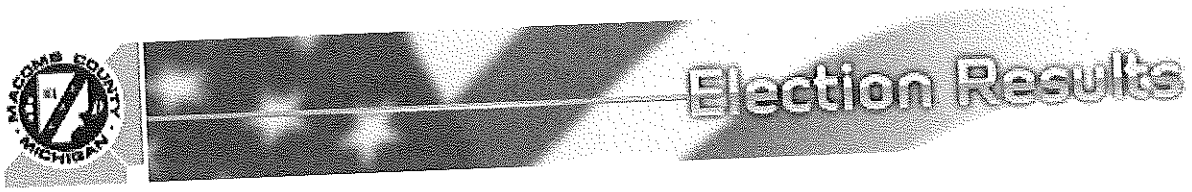


# Secretary of State
## One 4-year term

Official results, updated **November 20, 2:34 PM**



| | POLL BOOK TOTALS | Gregory Scott **Stempfle** (LIB) | | | Jocelyn **Benson** (DEM) | | | Mary Treder **Lang** (REP) | | | Robert **Gale** (UST) | | |
|---|---|---|---|---|---|---|---|---|---|---|---|---|---|
| | | AV | Elec Day | TOTAL | AV | Elec Day | TOTAL | AV | Elec Day | TOTAL | AV | Elec Day | TOTAL |
| **ARMADA TOWNSHIP** | | | | | | | | | | | | | |
| 01 | 1,617 | 6 | 35 | **41** | 198 | 387 | **585** | 289 | 624 | **913** | 6 | 12 | **18** |
| 02 | 1,081 | 4 | 9 | **13** | 135 | 235 | **370** | 147 | 496 | **643** | 5 | 7 | **12** |
| | **2,698** | **10** | **44** | **54** | **333** | **622** | **955** | **436** | **1,120** | **1,556** | **11** | **19** | **30** |

| | POLL BOOK TOTALS | Gregory Scott **Stempfle** (LIB) | | | Jocelyn **Benson** (DEM) | | | Mary Treder **Lang** (REP) | | | Robert **Gale** (UST) | | |
|---|---|---|---|---|---|---|---|---|---|---|---|---|---|
| | | AV | Elec Day | TOTAL | AV | Elec Day | TOTAL | AV | Elec Day | TOTAL | AV | Elec Day | TOTAL |
| **BRUCE TOWNSHIP** | | | | | | | | | | | | | |
| 01 | 891 | 2 | 23 | **25** | 126 | 274 | **400** | 113 | 315 | **428** | 0 | 4 | **4** |
| 02 | 1,627 | 3 | 25 | **28** | 180 | 333 | **513** | 303 | 732 | **1,035** | 3 | 7 | **10** |
| 03 | 986 | 3 | 7 | **10** | 111 | 235 | **346** | 187 | 395 | **582** | 5 | 12 | **17** |
| 04 | 1,140 | 2 | 7 | **9** | 116 | 254 | **370** | 202 | 513 | **715** | 2 | 6 | **8** |
| | **4,644** | **10** | **62** | **72** | **533** | **1,096** | **1,629** | **805** | **1,955** | **2,760** | **10** | **29** | **39** |

| | POLL BOOK TOTALS | Gregory Scott **Stempfle** (LIB) | | | Jocelyn **Benson** (DEM) | | | Mary Treder **Lang** (REP) | | | Robert **Gale** (UST) | | |
|---|---|---|---|---|---|---|---|---|---|---|---|---|---|
| | | AV | Elec Day | TOTAL | AV | Elec Day | TOTAL | AV | Elec Day | TOTAL | AV | Elec Day | TOTAL |
| **CENTER LINE** | | | | | | | | | | | | | |
| 01 | 762 | 1 | 10 | **11** | 89 | 327 | **416** | 69 | 244 | **313** | 1 | 6 | **7** |
| 02 | 585 | 2 | 8 | **10** | 133 | 235 | **368** | 47 | 124 | **171** | 3 | 10 | **13** |
| 03 | 918 | 1 | 24 | **25** | 100 | 488 | **588** | 60 | 203 | **263** | 1 | 10 | **11** |
| 04 | 461 | 1 | 9 | **10** | 47 | 240 | **287** | 30 | 115 | **145** | 1 | 6 | **7** |
| 05 | 490 | 1 | 9 | **10** | 41 | 243 | **284** | 22 | 147 | **169** | 2 | 6 | 8 |
| | **3,216** | **6** | **60** | **66** | **410** | **1,533** | **1,943** | **228** | **833** | **1,061** | **8** | **38** | **46** |

| | POLL BOOK TOTALS | Gregory Scott **Stempfle** (LIB) | | | Jocelyn **Benson** (DEM) | | | Mary Treder **Lang** (REP) | | | Robert **Gale** (UST) | | |
|---|---|---|---|---|---|---|---|---|---|---|---|---|---|
| | | AV | Elec Day | TOTAL | AV | Elec Day | TOTAL | AV | Elec Day | TOTAL | AV | Elec Day | TOTAL |
| **CHESTERFIELD TOWNSHIP** | | | | | | | | | | | | | |
| 01 | 1,185 | 5 | 15 | **20** | 196 | 351 | **547** | 189 | 367 | **556** | 4 | 9 | **13** |
| 02 | 1,229 | 4 | 16 | **20** | 157 | 359 | **516** | 190 | 449 | **639** | 2 | 11 | **13** |
| 03 | 1,578 | 0 | 27 | **27** | 182 | 493 | **675** | 172 | 635 | **807** | 4 | 17 | **21** |
| 04 | 1,479 | 5 | 18 | **23** | 176 | 431 | **607** | 232 | 555 | **787** | 2 | 12 | **14** |
| 05 | 1,105 | 3 | 13 | **16** | 189 | 297 | **486** | 175 | 374 | **549** | 4 | 8 | **12** |
| 06 | 1,454 | 0 | 25 | **25** | 137 | 559 | **696** | 143 | 509 | **652** | 1 | 11 | **12** |
| 07 | 1,333 | 1 | 15 | **16** | 167 | 382 | **549** | 204 | 507 | **711** | 2 | 15 | **17** |
| 08 | 1,444 | 8 | 19 | **27** | 182 | 388 | **570** | 205 | 587 | **792** | 3 | 12 | **15** |
| 09 | 1,233 | 5 | 13 | **18** | 180 | 365 | **545** | 172 | 437 | **609** | 5 | 10 | **15** |
| 10 | 1,486 | 1 | 20 | **21** | 225 | 242 | **467** | 434 | 508 | **942** | 7 | 8 | **15** |
| 11 | 1,581 | 2 | 24 | **26** | 225 | 439 | **664** | 263 | 546 | **809** | 8 | 16 | **24** |

| | | | | | | | | | | | | | |
|---|---|---|---|---|---|---|---|---|---|---|---|---|---|
| 12 | 1,038 | 4 | 21 | **25** | 109 | 425 | **534** | 64 | 351 | **415** | 2 | 18 | **20** |
| 13 | 1,618 | **4** | 18 | **22** | 236 | 489 | **725** | 271 | 530 | **801** | 6 | 8 | **14** |
| 14 | 1,711 | 2 | 24 | **26** | 186 | 521 | **707** | 230 | 684 | **914** | 5 | 12 | **17** |
| | **19,474** | **44** | **268** | **312** | **2,547** | **5,741** | **8,288** | **2,944** | **7,039** | **9,983** | **55** | **167** | **222** |

| | POLL BOOK TOTALS | Gregory Scott Stempfle (LIB) | | | Jocelyn Benson (DEM) | | | Mary Treder Lang (REP) | | | Robert Gale (UST) | | |
|---|---|---|---|---|---|---|---|---|---|---|---|---|---|
| | | AV | Elec Day | TOTAL | AV | Elec Day | TOTAL | AV | Elec Day | TOTAL | AV | Elec Day | TOTAL |
| **CLINTON TOWNSHIP** | | | | | | | | | | | | | |
| 01 | 912 | 1 | 16 | **17** | 211 | 252 | **463** | 166 | 223 | **389** | 7 | 8 | **15** |
| 02 | 417 | 0 | 6 | **6** | 56 | 147 | **203** | 67 | 126 | **193** | 2 | 5 | **7** |
| 03 | 1,018 | 2 | 17 | **19** | 137 | 479 | **616** | 77 | 261 | **338** | 2 | 12 | **14** |
| 04 | 277 | 1 | 4 | **5** | 57 | 93 | **150** | 49 | 64 | **113** | 2 | 2 | **4** |
| 05 | 780 | 1 | 10 | **11** | 122 | 585 | **707** | 8 | 40 | **48** | 0 | 7 | **7** |
| 06 | 1,012 | 1 | 11 | **12** | 195 | 446 | **641** | 123 | 203 | **326** | 1 | 9 | **10** |
| 07 | 482 | 0 | 13 | **13** | 65 | 178 | **243** | 67 | 130 | **197** | 2 | 10 | **12** |
| 08 | 822 | 0 | 7 | **7** | 111 | 315 | **426** | 109 | 257 | **366** | 3 | 6 | **9** |
| 09 | 564 | 0 | 15 | **15** | 78 | 196 | **274** | 64 | 183 | **247** | 4 | 8 | **12** |
| 10 | 836 | 0 | 17 | **17** | 138 | 210 | **348** | 178 | 267 | **445** | 1 | 4 | **5** |
| 11 | 897 | 1 | 23 | **24** | 105 | 445 | **550** | 79 | 207 | **286** | 4 | 13 | **17** |
| 12 | 468 | 0 | 9 | **9** | 70 | 192 | **262** | 44 | 136 | **180** | 0 | 2 | **2** |
| 13 | 1,046 | 2 | 24 | **26** | 108 | 459 | **567** | 92 | 316 | **408** | 3 | 18 | **21** |
| 14 | 386 | 0 | 8 | **8** | 45 | 121 | **166** | 45 | 146 | **191** | 1 | 7 | **8** |
| 15 | 744 | 0 | 16 | **16** | 89 | 273 | **362** | 84 | 249 | **333** | 1 | 11 | **12** |
| 16 | 1,021 | 0 | 16 | **16** | 209 | 330 | **539** | 199 | 234 | **433** | 5 | 6 | **11** |
| 17 | 786 | 2 | 12 | **14** | 126 | 279 | **405** | 98 | 230 | **328** | 1 | 12 | **13** |
| 18 | 853 | 1 | 7 | **8** | 154 | 245 | **399** | 135 | 270 | **405** | 3 | 4 | **7** |
| 19 | 903 | 1 | 6 | **7** | 187 | 167 | **354** | 250 | 262 | **512** | 3 | 3 | **6** |
| 20 | 229 | 0 | 3 | **3** | 7 | 180 | **187** | 0 | 30 | **30** | 0 | 3 | **3** |
| 21 | 535 | 1 | 11 | **12** | 136 | 199 | **335** | 56 | 111 | **167** | 1 | 3 | **4** |
| 22 | 1,073 | 2 | 11 | **13** | 190 | 554 | **744** | 98 | 183 | **281** | 3 | 6 | **9** |
| 23 | 1,288 | 2 | 19 | **21** | 214 | 419 | **633** | 224 | 355 | **579** | 3 | 3 | **6** |
| 24 | 747 | 1 | 6 | **7** | 125 | 233 | **358** | 131 | 232 | **363** | 1 | 6 | **7** |
| 25 | 885 | 2 | 14 | **16** | 149 | 335 | **484** | 114 | 241 | **355** | 0 | 11 | **11** |
| 26 | 1,061 | 1 | 10 | **11** | 156 | 363 | **519** | 216 | 282 | **498** | 3 | 9 | **12** |
| 27 | 915 | 0 | 7 | **7** | 192 | 199 | **391** | 213 | 272 | **485** | 1 | 3 | **4** |
| 28 | 914 | 2 | 14 | **16** | 140 | 531 | **671** | 52 | 139 | **191** | 2 | 15 | **17** |
| 29 | 1,249 | 3 | 8 | **11** | 251 | 333 | **584** | 220 | 383 | **603** | 4 | 4 | **8** |
| 30 | 941 | 4 | 14 | **18** | 158 | 383 | **541** | 108 | 237 | **345** | 2 | 9 | **11** |
| 31 | 1,136 | 4 | 21 | **25** | 156 | 469 | **625** | 110 | 337 | **447** | 1 | 10 | **11** |
| 32 | 678 | **4** | 5 | **9** | 125 | 188 | **313** | 139 | 203 | **342** | 3 | 0 | **3** |
| 33 | 1,439 | 0 | 24 | **24** | 267 | 532 | **799** | 200 | 371 | **571** | 2 | 13 | **15** |
| 34 | 1,195 | **1** | 22 | **23** | 137 | 676 | **813** | 58 | 268 | **326** | 0 | 4 | **4** |
| 35 | 1,529 | 4 | 15 | **19** | 395 | 335 | **730** | 351 | 375 | **726** | 0 | 12 | **12** |
| 36 | 1,108 | 1 | 14 | **15** | 175 | 452 | **627** | 174 | 255 | **429** | 0 | 8 | **8** |
| 37 | 1,380 | **4** | 19 | **23** | 319 | 402 | **721** | 269 | 322 | **591** | 4 | 4 | **8** |
| 38 | 873 | **1** | 7 | **8** | 150 | 236 | **386** | 144 | 301 | **445** | 1 | 4 | **5** |
| 39 | 823 | 2 | 7 | **9** | 180 | 217 | **397** | 179 | 203 | **382** | 1 | 4 | **5** |
| 40 | 1,252 | 5 | 10 | **15** | 205 | 398 | **603** | 223 | 363 | **586** | 6 | 4 | **10** |
| 41 | 980 | 5 | 12 | **17** | 184 | 296 | **480** | 148 | 290 | **438** | 4 | 4 | **8** |
| 42 | 1,203 | **1** | 22 | **23** | 218 | 506 | **724** | 144 | 273 | **417** | 4 | 2 | **6** |
| 43 | 527 | 3 | 1 | **4** | 87 | 124 | **211** | 106 | 196 | **302** | 2 | 0 | **2** |
| 44 | | | | | | | | | | | | | |

| | | | | | | | | | | | | | |
|---|---|---|---|---|---|---|---|---|---|---|---|---|---|
| | 1,576 | 2 | 13 | **15** | 322 | 407 | **729** | 353 | 408 | **761** | 4 | 3 | **7** |
| 45 | 1,039 | 3 | 11 | **14** | 186 | 257 | **443** | 174 | 352 | **526** | 4 | 4 | **8** |
| 46 | 1,681 | 3 | 11 | **14** | 408 | 491 | **899** | 400 | 314 | **714** | 4 | 7 | **11** |
| | **42,480** | **74** | **568** | **642** | **7,495** | **15,127** | **22,622** | **6,538** | **11,100** | **17,638** | **105** | **302** | **407** |

| | POLL BOOK TOTALS | Gregory Scott **Stempfle** (LIB) | | | Jocelyn **Benson** (DEM) | | | Mary Treder **Lang** (REP) | | | Robert **Gale** (UST) | | |
|---|---|---|---|---|---|---|---|---|---|---|---|---|---|
| | | AV | Elec Day | TOTAL | AV | Elec Day | TOTAL | AV | Elec Day | TOTAL | AV | Elec Day | TOTAL |
| **EASTPOINTE** | | | | | | | | | | | | | |
| 01 | 712 | 1 | 8 | **9** | 100 | 452 | **552** | 33 | 91 | **124** | 1 | 6 | **7** |
| 02 | 1,140 | **4** | 23 | **27** | 188 | 632 | **820** | 78 | 175 | **253** | 6 | 9 | **15** |
| 03 | 1,054 | 2 | 19 | **21** | 115 | 588 | **703** | 99 | 190 | **289** | 2 | 18 | **20** |
| 04 | 987 | 2 | 19 | **21** | 163 | 486 | **649** | 88 | 187 | **275** | 6 | 11 | **17** |
| 05 | 1,020 | 2 | 23 | **25** | 125 | 565 | **690** | 58 | 205 | **263** | 4 | 14 | **18** |
| 06 | 1,049 | 2 | 17 | **19** | 163 | 636 | **799** | 56 | 142 | **198** | 1 | 13 | **14** |
| 07 | 923 | 0 | **7** | **7** | 148 | 653 | **801** | 35 | 58 | **93** | 1 | 6 | **7** |
| 08 | 1,173 | 4 | 7 | **11** | 254 | 776 | **1,030** | 50 | 58 | **108** | 2 | 6 | **8** |
| 09 | 814 | 0 | 5 | **5** | 160 | 527 | **687** | 39 | 64 | **103** | 3 | 4 | **7** |
| 10 | 782 | 3 | 15 | **18** | 86 | 479 | **565** | 43 | 134 | **177** | 1 | 7 | **8** |
| 11 | 935 | 2 | 10 | **12** | 112 | 556 | **668** | 64 | 164 | **228** | 3 | 7 | **10** |
| 12 | 1,384 | **4** | 23 | **27** | 230 | 722 | **952** | 129 | 233 | **362** | 3 | 12 | **15** |
| 13 | 471 | 1 | 1 | **2** | 102 | 254 | **356** | 57 | 45 | **102** | 1 | 3 | **4** |
| 14 | 979 | 1 | 11 | **12** | 239 | 534 | **773** | 71 | 91 | **162** | 7 | 13 | **20** |
| | **13,423** | **28** | **188** | **216** | **2,185** | **7,860** | **10,045** | **900** | **1,837** | **2,737** | **41** | **129** | **170** |

| | POLL BOOK TOTALS | Gregory Scott **Stempfle** (LIB) | | | Jocelyn **Benson** (DEM) | | | Mary Treder **Lang** (REP) | | | Robert **Gale** (UST) | | |
|---|---|---|---|---|---|---|---|---|---|---|---|---|---|
| | | AV | Elec Day | TOTAL | AV | Elec Day | TOTAL | AV | Elec Day | TOTAL | AV | Elec Day | TOTAL |
| **FRASER** | | | | | | | | | | | | | |
| 01 | 719 | 1 | 18 | **19** | 87 | 253 | **340** | 71 | 256 | **327** | 1 | 9 | **10** |
| 02 | 1,148 | 7 | 25 | **32** | 146 | 362 | **508** | 151 | 398 | **549** | 3 | 13 | **16** |
| 03 | 1,340 | 2 | 26 | **28** | 212 | 498 | **710** | 148 | 374 | **522** | 3 | 13 | **16** |
| 04 | 1,059 | 3 | 13 | **16** | 141 | 428 | **569** | 104 | 319 | **423** | 1 | 12 | **13** |
| 05 | 417 | 1 | 10 | **11** | 57 | 156 | **213** | 45 | 117 | **162** | 1 | 7 | **8** |
| 06 | 1,282 | 2 | 19 | **21** | 167 | 404 | **571** | 168 | 450 | **618** | 1 | 7 | **8** |
| 07 | 724 | 1 | 7 | **8** | 121 | 302 | **423** | 83 | 178 | **261** | 0 | 6 | **6** |
| | **6,689** | **17** | **118** | **135** | **931** | **2,403** | **3,334** | **770** | **2,092** | **2,862** | **10** | **67** | **77** |

| | POLL BOOK TOTALS | Gregory Scott **Stempfle** (LIB) | | | Jocelyn **Benson** (DEM) | | | Mary Treder **Lang** (REP) | | | Robert **Gale** (UST) | | |
|---|---|---|---|---|---|---|---|---|---|---|---|---|---|
| | | AV | Elec Day | TOTAL | AV | Elec Day | TOTAL | AV | Elec Day | TOTAL | AV | Elec Day | TOTAL |
| **GROSSE POINTE SHORES** | | | | | | | | | | | | | |
| 03 | 56 | N/A | 0 | **0** | N/A | 19 | **19** | N/A | 34 | **34** | N/A | 1 | **1** |
| | **56** | N/A | **0** | **0** | N/A | **19** | **19** | N/A | **34** | **34** | N/A | **1** | **1** |

| | POLL BOOK TOTALS | Gregory Scott **Stempfle** (LIB) | | | Jocelyn **Benson** (DEM) | | | Mary Treder **Lang** (REP) | | | Robert **Gale** (UST) | | |
|---|---|---|---|---|---|---|---|---|---|---|---|---|---|
| | | AV | Elec Day | TOTAL | AV | Elec Day | TOTAL | AV | Elec Day | TOTAL | AV | Elec Day | TOTAL |
| **HARRISON TOWNSHIP** | | | | | | | | | | | | | |
| 01 | 1,181 | 3 | 20 | **23** | 182 | 430 | **612** | 204 | 291 | **495** | 5 | 11 | **16** |
| 02 | 1,342 | 8 | 15 | **23** | 272 | 451 | **723** | 203 | 338 | **541** | 5 | 7 | **12** |
| 03 | 1,191 | 6 | 15 | **21** | 196 | 266 | **462** | 238 | 419 | **657** | 5 | 10 | **15** |
| 04 | 1,376 | 7 | 15 | **22** | 213 | 397 | **610** | 288 | 405 | **693** | 1 | 6 | **7** |
| 05 | 1,310 | 7 | 7 | **14** | 208 | 201 | **409** | 374 | 473 | **847** | 3 | 4 | **7** |
| 06 | 1,343 | 5 | 14 | **19** | 199 | 455 | **654** | 257 | 368 | **625** | 3 | 6 | **9** |
| 07 | 1,292 | 3 | 18 | **21** | 234 | 286 | **520** | 307 | 388 | **695** | 10 | 9 | **19** |
| 08 | 935 | 1 | 12 | **13** | 178 | 380 | **558** | 111 | 229 | **340** | 1 | 7 | **8** |

| | | | | | | | | | | | | | |
|---|---|---|---|---|---|---|---|---|---|---|---|---|---|
| 09 | 1,199 | 4 | 7 | 11 | 177 | 258 | 435 | 326 | 382 | 708 | 8 | 7 | 15 |
| 10 | 1,067 | 5 | 16 | 21 | 169 | 293 | 462 | 184 | 352 | 536 | 3 | 6 | 9 |
| | **12,236** | **49** | **139** | **188** | **2,028** | **3,417** | **5,445** | **2,492** | **3,645** | **6,137** | **44** | **73** | **117** |

| | POLL BOOK TOTALS | Gregory Scott Stempfle (LIB) | | | Jocelyn Benson (DEM) | | | Mary Treder Lang (REP) | | | Robert Gale (UST) | | |
|---|---|---|---|---|---|---|---|---|---|---|---|---|---|
| | | AV | Elec Day | TOTAL | AV | Elec Day | TOTAL | AV | Elec Day | TOTAL | AV | Elec Day | TOTAL |
| **LENOX TOWNSHIP** | | | | | | | | | | | | | |
| 01 | 817 | 1 | 12 | 13 | 98 | 151 | 249 | 165 | 360 | 525 | 5 | 6 | 11 |
| 02 | 1,172 | 3 | 18 | 21 | 156 | 293 | 449 | 162 | 480 | 642 | 3 | 16 | 19 |
| 03 | 1,136 | 1 | 25 | 26 | 154 | 474 | 628 | 78 | 363 | 441 | 0 | 10 | 10 |
| 04 | 536 | 1 | 16 | 17 | 29 | 237 | 266 | 23 | 206 | 229 | 0 | 7 | 7 |
| | **3,661** | **6** | **71** | **77** | **437** | **1,155** | **1,592** | **428** | **1,409** | **1,837** | **8** | **39** | **47** |

| | POLL BOOK TOTALS | Gregory Scott Stempfle (LIB) | | | Jocelyn Benson (DEM) | | | Mary Treder Lang (REP) | | | Robert Gale (UST) | | |
|---|---|---|---|---|---|---|---|---|---|---|---|---|---|
| | | AV | Elec Day | TOTAL | AV | Elec Day | TOTAL | AV | Elec Day | TOTAL | AV | Elec Day | TOTAL |
| **MACOMB TOWNSHIP** | | | | | | | | | | | | | |
| 01 | 968 | 0 | 15 | 15 | 150 | 224 | 374 | 160 | 380 | 540 | 3 | 2 | 5 |
| 02 | 1,079 | 2 | 9 | 11 | 179 | 291 | 470 | 170 | 383 | 553 | 4 | 4 | 8 |
| 03 | 1,137 | 2 | 15 | 17 | 116 | 377 | 493 | 132 | 458 | 590 | 1 | 8 | 9 |
| 04 | 1,071 | 0 | 25 | 25 | 156 | 326 | 482 | 135 | 395 | 530 | 0 | 7 | 7 |
| 05 | 1,397 | 2 | 15 | 17 | 171 | 430 | 601 | 209 | 514 | 723 | 3 | 12 | 15 |
| 06 | 978 | 4 | 12 | 16 | 191 | 241 | 432 | 218 | 274 | 492 | 4 | 3 | 7 |
| 07 | 994 | 1 | 13 | 14 | 150 | 281 | 431 | 165 | 339 | 504 | 3 | 4 | 7 |
| 08 | 1,008 | 3 | 6 | 9 | 183 | 267 | 450 | 200 | 304 | 504 | 4 | 6 | 10 |
| 09 | 772 | 1 | 14 | 15 | 101 | 195 | 296 | 142 | 286 | 428 | 4 | 3 | 7 |
| 10 | 906 | 0 | 23 | 23 | 121 | 376 | 497 | 83 | 249 | 332 | 5 | 19 | 24 |
| 11 | 1,319 | 1 | 14 | 15 | 147 | 441 | 588 | 172 | 503 | 675 | 3 | 7 | 10 |
| 12 | 1,240 | 3 | 11 | 14 | 206 | 328 | 534 | 221 | 430 | 651 | 1 | 3 | 4 |
| 13 | 1,162 | 3 | 15 | 18 | 109 | 371 | 480 | 155 | 443 | 598 | 3 | 11 | 14 |
| 14 | 1,267 | 1 | 11 | 12 | 168 | 356 | 524 | 222 | 459 | 681 | 5 | 5 | 10 |
| 15 | 1,282 | 1 | 5 | 6 | 239 | 262 | 501 | 305 | 420 | 725 | 5 | 5 | 10 |
| 16 | 1,565 | 2 | 16 | 18 | 200 | 430 | 630 | 196 | 665 | 861 | 3 | 4 | 7 |
| 17 | 1,487 | 3 | 12 | 15 | 157 | 466 | 623 | 213 | 571 | 784 | 4 | 8 | 12 |
| 18 | 867 | 0 | 14 | 14 | 157 | 334 | 491 | 115 | 211 | 326 | 3 | 10 | 13 |
| 19 | 621 | 2 | 12 | 14 | 79 | 311 | 390 | 47 | 150 | 197 | 1 | 5 | 6 |
| 20 | 1,146 | 1 | 9 | 10 | 141 | 325 | 466 | 163 | 471 | 634 | 1 | 6 | 7 |
| 21 | 1,466 | 4 | 16 | 20 | 264 | 351 | 615 | 312 | 453 | 765 | 7 | 5 | 12 |
| 22 | 1,234 | 1 | 9 | 10 | 255 | 268 | 523 | 284 | 372 | 656 | 7 | 3 | 10 |
| 23 | 1,086 | 4 | 9 | 13 | 237 | 181 | 418 | 345 | 280 | 625 | 3 | 1 | 4 |
| 24 | 1,063 | 5 | 4 | 9 | 281 | 194 | 475 | 353 | 200 | 553 | 5 | 3 | 8 |
| 25 | 938 | 1 | 10 | 11 | 81 | 306 | 387 | 88 | 405 | 493 | 0 | 2 | 2 |
| 26 | 832 | 2 | 14 | 16 | 87 | 256 | 343 | 119 | 309 | 428 | 1 | 7 | 8 |
| 27 | 1,436 | 0 | 14 | 14 | 176 | 382 | 558 | 203 | 617 | 820 | 0 | 9 | 9 |
| 28 | 905 | 1 | 10 | 11 | 87 | 305 | 392 | 101 | 351 | 452 | 3 | 4 | 7 |
| 29 | 1,044 | 0 | 9 | 9 | 84 | 389 | 473 | 110 | 405 | 515 | 0 | 6 | 6 |
| 30 | 1,135 | 3 | 12 | 15 | 124 | 317 | 441 | 166 | 464 | 630 | 2 | 9 | 11 |
| 31 | 804 | 3 | 4 | 7 | 118 | 224 | 342 | 129 | 299 | 428 | 3 | 4 | 7 |
| 32 | 1,091 | 4 | 18 | 22 | 115 | 298 | 413 | 151 | 452 | 603 | 2 | 5 | 7 |
| 33 | 815 | 1 | 3 | 4 | 140 | 234 | 374 | 137 | 264 | 401 | 0 | 1 | 1 |
| 34 | 1,039 | 0 | 8 | 8 | 117 | 345 | 462 | 93 | 440 | 533 | 0 | 6 | 6 |
| 35 | 1,143 | 2 | 11 | 13 | 101 | 438 | 539 | 110 | 429 | 539 | 3 | 5 | 8 |
| 36 | 938 | 1 | 9 | 10 | 94 | 306 | 400 | 106 | 386 | 492 | 0 | 3 | 3 |

| | | Gregory Scott Stempfle (LIB) | | | Jocelyn Benson (DEM) | | | Mary Treder Lang (REP) | | | Robert Gale (UST) | | |
|---|---|---|---|---|---|---|---|---|---|---|---|---|---|
| | POLL BOOK TOTALS | AV | Elec Day | TOTAL | AV | Elec Day | TOTAL | AV | Elec Day | TOTAL | AV | Elec Day | TOTAL |
| 37 | 800 | 1 | 7 | 8 | 138 | 157 | 295 | 166 | 313 | 479 | 4 | 1 | 5 |
| | **40,035** | **65** | **433** | **498** | **5,620** | **11,583** | **17,203** | **6,396** | **14,344** | **20,740** | **100** | **206** | **306** |
| **MEMPHIS** | | | | | | | | | | | | | |
| 01 | 308 | N/A | 9 | 9 | N/A | 99 | 99 | N/A | 184 | 184 | N/A | 3 | 3 |
| | **308** | N/A | **9** | **9** | N/A | **99** | **99** | N/A | **184** | **184** | N/A | **3** | **3** |
| **MOUNT CLEMENS** | | | | | | | | | | | | | |
| 01 | 639 | 0 | 8 | 8 | 123 | 402 | 525 | 13 | 84 | 97 | 1 | 1 | 2 |
| 02 | 911 | 2 | 24 | 26 | 112 | 398 | 510 | 72 | 258 | 330 | 1 | 10 | 11 |
| 03 | 1,356 | 2 | 33 | 35 | 159 | 643 | 802 | 96 | 373 | 469 | 3 | 15 | 18 |
| 04 | 611 | 4 | 15 | 19 | 88 | 276 | 364 | 46 | 155 | 201 | 0 | 9 | 9 |
| 05 | 612 | 5 | 5 | 10 | 154 | 338 | 492 | 28 | 56 | 84 | 3 | 8 | 11 |
| 06 | 721 | 1 | 17 | 18 | 89 | 376 | 465 | 46 | 170 | 216 | 2 | 6 | 8 |
| 09 | 1,081 | 3 | 25 | 28 | 161 | 365 | 526 | 133 | 348 | 481 | 1 | 7 | 8 |
| | **5,931** | **17** | **127** | **144** | **886** | **2,798** | **3,684** | **434** | **1,444** | **1,878** | **11** | **56** | **67** |
| **NEW BALTIMORE** | | | | | | | | | | | | | |
| 01 | 850 | 2 | 11 | 13 | 102 | 271 | 373 | 93 | 334 | 427 | 1 | 3 | 4 |
| 02 | 682 | 1 | 10 | 11 | 76 | 175 | 251 | 89 | 300 | 389 | 6 | 6 | 12 |
| 03 | 1,567 | 4 | 24 | 28 | 152 | 444 | 596 | 181 | 685 | 866 | 6 | 7 | 13 |
| 04 | 1,265 | 1 | 12 | 13 | 166 | 378 | 544 | 174 | 465 | 639 | 4 | 9 | 13 |
| 05 | 1,217 | 2 | 14 | 16 | 141 | 360 | 501 | 139 | 510 | 649 | 1 | 12 | 13 |
| | **5,581** | **10** | **71** | **81** | **637** | **1,628** | **2,265** | **676** | **2,294** | **2,970** | **18** | **37** | **55** |
| **RAY TOWNSHIP** | | | | | | | | | | | | | |
| 01 | 830 | 2 | 9 | 11 | 76 | 164 | 240 | 162 | 378 | 540 | 7 | 5 | 12 |
| 02 | 1,115 | 5 | 8 | 13 | 124 | 250 | 374 | 199 | 481 | 680 | 5 | 7 | 12 |
| | **1,945** | **7** | **17** | **24** | **200** | **414** | **614** | **361** | **859** | **1,220** | **12** | **12** | **24** |
| **RICHMOND CITY** | | | | | | | | | | | | | |
| 01 | 1,407 | 3 | 22 | 25 | 182 | 364 | 546 | 235 | 518 | 753 | 5 | 24 | 29 |
| 02 | 1,204 | 5 | 21 | 26 | 126 | 331 | 457 | 165 | 494 | 659 | 2 | 14 | 16 |
| | **2,611** | **8** | **43** | **51** | **308** | **695** | **1,003** | **400** | **1,012** | **1,412** | **7** | **38** | **45** |
| **RICHMOND TOWNSHIP** | | | | | | | | | | | | | |
| 01 | 804 | N/A | 10 | 10 | N/A | 237 | 237 | N/A | 516 | 516 | N/A | 15 | 15 |
| 02 | 947 | N/A | 21 | 21 | N/A | 274 | 274 | N/A | 604 | 604 | N/A | 15 | 15 |
| | **1,751** | N/A | **31** | **31** | N/A | **511** | **511** | N/A | **1,120** | **1,120** | N/A | **30** | **30** |

| ROSEVILLE | POLL BOOK TOTALS | Gregory Scott Stempfle (LIB) | | | Jocelyn Benson (DEM) | | | Mary Treder Lang (REP) | | | Robert Gale (UST) | | |
|---|---|---|---|---|---|---|---|---|---|---|---|---|---|
| | | AV | Elec Day | TOTAL | AV | Elec Day | TOTAL | AV | Elec Day | TOTAL | AV | Elec Day | TOTAL |
| 01 | 1,170 | 3 | 24 | **27** | 132 | 546 | **678** | 102 | 305 | **407** | 1 | 22 | **23** |
| 02 | 1,605 | 3 | 27 | **30** | 236 | 714 | **950** | 131 | 423 | **554** | 3 | 19 | **22** |
| 03 | 1,072 | 4 | 21 | **25** | 157 | 555 | **712** | 77 | 213 | **290** | 1 | 16 | **17** |
| 04 | 673 | 2 | 17 | **19** | 97 | 295 | **392** | 56 | 171 | **227** | 2 | 13 | **15** |
| 05 | 1,141 | 4 | 22 | **26** | 162 | 529 | **691** | 84 | 293 | **377** | 3 | 12 | **15** |
| 06 | 1,511 | 3 | 31 | **34** | 186 | 647 | **833** | 130 | 427 | **557** | 8 | 30 | **38** |
| 07 | 1,546 | 4 | 31 | **35** | 221 | 684 | **905** | 114 | 403 | **517** | 6 | 25 | **31** |
| 08 | 1,404 | 4 | 36 | **40** | 244 | 563 | **807** | 144 | 347 | **491** | 3 | 23 | **26** |
| 09 | 1,456 | 5 | 22 | **27** | 232 | 559 | **791** | 172 | 400 | **572** | 7 | 15 | **22** |
| 10 | 864 | 1 | 16 | **17** | 115 | 355 | **470** | 66 | 271 | **337** | 3 | 11 | **14** |
| 11 | 1,151 | 3 | 32 | **35** | 144 | 454 | **598** | 119 | 328 | **447** | 5 | 9 | **14** |
| 12 | 951 | 4 | 12 | **16** | 164 | 393 | **557** | 138 | 187 | **325** | 2 | 10 | **12** |
| 13 | 575 | 3 | 11 | **14** | 90 | 237 | **327** | 47 | 150 | **197** | 4 | 11 | **15** |
| 14 | 875 | 7 | 18 | **25** | 127 | 378 | **505** | 92 | 211 | **303** | 4 | 15 | **19** |
| 15 | 1,338 | 4 | 16 | **20** | 234 | 665 | **899** | 135 | 236 | **371** | 3 | 9 | **12** |
| | **17,332** | **54** | **336** | **390** | **2,541** | **7,574** | **10,115** | **1,607** | **4,365** | **5,972** | **55** | **240** | **295** |

| SHELBY TOWNSHIP | POLL BOOK TOTALS | Gregory Scott Stempfle (LIB) | | | Jocelyn Benson (DEM) | | | Mary Treder Lang (REP) | | | Robert Gale (UST) | | |
|---|---|---|---|---|---|---|---|---|---|---|---|---|---|
| | | AV | Elec Day | TOTAL | AV | Elec Day | TOTAL | AV | Elec Day | TOTAL | AV | Elec Day | TOTAL |
| 01 | 1,740 | 2 | 19 | **21** | 238 | 354 | **592** | 377 | 682 | **1,059** | 10 | 9 | **19** |
| 02 | 1,457 | 2 | 28 | **30** | 165 | 399 | **564** | 276 | 520 | **796** | 1 | 19 | **20** |
| 03 | 720 | 1 | 21 | **22** | 65 | 225 | **290** | 72 | 310 | **382** | 0 | 3 | **3** |
| 04 | 1,187 | 5 | 13 | **18** | 155 | 277 | **432** | 255 | 441 | **696** | 4 | 7 | **11** |
| 05 | 842 | 4 | 5 | **9** | 150 | 282 | **432** | 133 | 242 | **375** | 0 | 5 | **5** |
| 06 | 968 | 3 | 22 | **25** | 83 | 390 | **473** | 75 | 349 | **424** | 4 | 16 | **20** |
| 07 | 1,197 | 2 | 22 | **24** | 181 | 295 | **476** | 256 | 401 | **657** | 2 | 7 | **9** |
| 08 | 636 | 3 | 8 | **11** | 75 | 161 | **236** | 118 | 247 | **365** | 3 | 3 | **6** |
| 09 | 803 | 0 | 10 | **10** | 65 | 367 | **432** | 63 | 270 | **333** | 0 | 17 | **17** |
| 10 | 965 | 4 | 11 | **15** | 154 | 230 | **384** | 151 | 378 | **529** | 1 | 3 | **4** |
| 11 | 1,267 | 2 | 27 | **29** | 177 | 381 | **558** | 173 | 452 | **625** | 3 | 12 | **15** |
| 12 | 879 | 1 | 13 | **14** | 81 | 210 | **291** | 196 | 341 | **537** | 3 | 6 | **9** |
| 13 | 680 | 0 | 12 | **12** | 105 | 153 | **258** | 135 | 245 | **380** | 2 | 3 | **5** |
| 14 | 1,391 | 2 | 22 | **24** | 165 | 356 | **521** | 225 | 581 | **806** | 3 | 3 | **6** |
| 15 | 1,393 | 4 | 27 | **31** | 189 | 378 | **567** | 246 | 495 | **741** | 4 | 9 | **13** |
| 16 | 1,798 | 3 | 6 | **9** | 272 | 374 | **646** | 429 | 663 | **1,092** | 1 | 9 | **10** |
| 17 | 1,487 | 4 | 12 | **16** | 141 | 409 | **550** | 238 | 632 | **870** | 0 | 9 | **9** |
| 18 | 1,084 | 3 | 20 | **23** | 209 | 285 | **494** | 200 | 338 | **538** | 3 | 3 | **6** |
| 19 | 984 | 4 | 11 | **15** | 104 | 269 | **373** | 226 | 347 | **573** | 1 | 3 | **4** |
| 20 | 772 | 1 | 8 | **9** | 124 | 216 | **340** | 127 | 271 | **398** | 1 | 5 | **6** |
| 21 | 739 | 0 | 19 | **19** | 47 | 412 | **459** | 29 | 192 | **221** | 4 | 16 | **20** |
| 22 | 1,810 | 11 | 15 | **26** | 297 | 347 | **644** | 445 | 648 | **1,093** | 5 | 7 | **12** |
| 23 | 1,595 | 3 | 18 | **21** | 149 | 333 | **482** | 402 | 618 | **1,020** | 2 | 9 | **11** |
| 24 | 1,861 | 4 | 15 | **19** | 274 | 355 | **629** | 455 | 696 | **1,151** | 3 | 7 | **10** |
| 25 | 1,344 | 2 | 10 | **12** | 205 | 329 | **534** | 306 | 451 | **757** | 2 | 8 | **10** |
| 26 | 1,172 | 4 | 16 | **20** | 251 | 288 | **539** | 262 | 313 | **575** | 4 | 8 | **12** |
| 27 | 1,326 | 2 | 7 | **9** | 210 | 434 | **644** | 200 | 431 | **631** | 4 | 6 | **10** |
| 28 | 1,403 | 3 | 7 | **10** | 341 | 286 | **627** | 370 | 344 | **714** | 5 | 3 | **8** |
| 29 | 859 | 0 | 5 | **5** | 106 | 224 | **330** | 126 | 369 | **495** | 1 | 6 | **7** |
| 30 | 1,063 | 3 | 17 | **20** | 164 | 276 | **440** | 202 | 362 | **564** | 0 | 5 | **5** |

| | | | | | | | | | | | | | |
|---|---|---|---|---|---|---|---|---|---|---|---|---|---|
| | **35,422** | **82** | **446** | **528** | **4,942** | **9,295** | **14,237** | **6,768** | **12,629** | **19,397** | **76** | **226** | **302** |
| | POLL BOOK TOTALS | Gregory Scott **Stempfle** (LIB) | | | Jocelyn **Benson** (DEM) | | | Mary Treder **Lang** (REP) | | | Robert **Gale** (UST) | | |
| | | AV | Elec Day | TOTAL | AV | Elec Day | TOTAL | AV | Elec Day | TOTAL | AV | Elec Day | TOTAL |
| **ST. CLAIR SHORES** | | | | | | | | | | | | | |
| 01 | 1,882 | 9 | 15 | **24** | 367 | 533 | **900** | 388 | 510 | **898** | 4 | 5 | **9** |
| 02 | 1,666 | 4 | 25 | **29** | 359 | 501 | **860** | 283 | 409 | **692** | 12 | 11 | **23** |
| 03 | 1,600 | 3 | 38 | **41** | 232 | 653 | **885** | 180 | 439 | **619** | 7 | 10 | **17** |
| 04 | 1,569 | 2 | 25 | **27** | 278 | 578 | **856** | 237 | 405 | **642** | 5 | 7 | **12** |
| 05 | 1,452 | 4 | 33 | **37** | 210 | 599 | **809** | 120 | 432 | **552** | 6 | 11 | **17** |
| 06 | 1,434 | 2 | 23 | **25** | 240 | 708 | **948** | 172 | 243 | **415** | 3 | 10 | **13** |
| 07 | 912 | 3 | 20 | **23** | 133 | 391 | **524** | 91 | 233 | **324** | 2 | 9 | **11** |
| 08 | 1,303 | 3 | 14 | **17** | 218 | 431 | **649** | 184 | 392 | **576** | 2 | 16 | **18** |
| 09 | 842 | 2 | 12 | **14** | 159 | 268 | **427** | 125 | 249 | **374** | 6 | 8 | **14** |
| 10 | 1,587 | 4 | 26 | **30** | 221 | 619 | **840** | 197 | 453 | **650** | 6 | 15 | **21** |
| 11 | 664 | 4 | 10 | **14** | 99 | 225 | **324** | 92 | 200 | **292** | 1 | 10 | **11** |
| 12 | 1,585 | 1 | 23 | **24** | 303 | 462 | **765** | 272 | 451 | **723** | 5 | 17 | **22** |
| 13 | 1,896 | 2 | 21 | **23** | 354 | 453 | **807** | 385 | 625 | **1,010** | 5 | 8 | **13** |
| 14 | 637 | 4 | 12 | **16** | 106 | 207 | **313** | 83 | 210 | **293** | 1 | 4 | **5** |
| 15 | 1,565 | 4 | 23 | **27** | 274 | 555 | **829** | 181 | 463 | **644** | 2 | 11 | **13** |
| 16 | 1,466 | 3 | 32 | **35** | 247 | 467 | **714** | 199 | 445 | **644** | 5 | 16 | **21** |
| 17 | 1,641 | 4 | 21 | **25** | 297 | 493 | **790** | 274 | 497 | **771** | 7 | 5 | **12** |
| 18 | 1,291 | 5 | 22 | **27** | 228 | 387 | **615** | 190 | 397 | **587** | 4 | 10 | **14** |
| 19 | 1,063 | 7 | 14 | **21** | 187 | 309 | **496** | 169 | 328 | **497** | 3 | 8 | **11** |
| 20 | 760 | 1 | 8 | **9** | 133 | 247 | **380** | 128 | 208 | **336** | 1 | 9 | **10** |
| 21 | 1,195 | 1 | 19 | **20** | 191 | 422 | **613** | 167 | 332 | **499** | 2 | 16 | **18** |
| 22 | 959 | 2 | 19 | **21** | 149 | 271 | **420** | 138 | 331 | **469** | 6 | 11 | **17** |
| 23 | 1,279 | 2 | 19 | **21** | 209 | 413 | **622** | 178 | 391 | **569** | 4 | 11 | **15** |
| | **30,248** | **76** | **474** | **550** | **5,194** | **10,192** | **15,386** | **4,433** | **8,643** | **13,076** | **99** | **238** | **337** |
| | POLL BOOK TOTALS | Gregory Scott **Stempfle** (LIB) | | | Jocelyn **Benson** (DEM) | | | Mary Treder **Lang** (REP) | | | Robert **Gale** (UST) | | |
| | | AV | Elec Day | TOTAL | AV | Elec Day | TOTAL | AV | Elec Day | TOTAL | AV | Elec Day | TOTAL |
| **STERLING HEIGHTS** | | | | | | | | | | | | | |
| 01 | 833 | 1 | 8 | **9** | 106 | 376 | **482** | 65 | 235 | **300** | 2 | 8 | **10** |
| 02 | 1,330 | 0 | 14 | **14** | 182 | 574 | **756** | 138 | 381 | **519** | 2 | 8 | **10** |
| 03 | 1,454 | 4 | 17 | **21** | 231 | 647 | **878** | 178 | 328 | **506** | 4 | 8 | **12** |
| 04 | 1,714 | 6 | 15 | **21** | 252 | 699 | **951** | 216 | 470 | **686** | 1 | 10 | **11** |
| 05 | 1,577 | 1 | 24 | **25** | 226 | 670 | **896** | 187 | 400 | **587** | 4 | 12 | **16** |
| 06 | 853 | 0 | 9 | **9** | 116 | 290 | **406** | 135 | 274 | **409** | 3 | 4 | **7** |
| 07 | 1,317 | 2 | 25 | **27** | 182 | 456 | **638** | 169 | 427 | **596** | 3 | 11 | **14** |
| 08 | 1,002 | 5 | 12 | **17** | 123 | 392 | **515** | 114 | 325 | **439** | 3 | 8 | **11** |
| 09 | 559 | 3 | 8 | **11** | 74 | 202 | **276** | 68 | 176 | **244** | 2 | 4 | **6** |
| 10 | 1,302 | 3 | 14 | **17** | 191 | 449 | **640** | 203 | 387 | **590** | 4 | 6 | **10** |
| 11 | 779 | 1 | 9 | **10** | 110 | 278 | **388** | 113 | 238 | **351** | 4 | 4 | **8** |
| 12 | 1,430 | 5 | 16 | **21** | 235 | 510 | **745** | 220 | 391 | **611** | 3 | 13 | **16** |
| 13 | 850 | 0 | 6 | **6** | 118 | 345 | **463** | 108 | 246 | **354** | 0 | 6 | **6** |
| 14 | 753 | 1 | 9 | **10** | 127 | 311 | **438** | 79 | 196 | **275** | 1 | 7 | **8** |
| 15 | 797 | 5 | 7 | **12** | 89 | 253 | **342** | 122 | 285 | **407** | 3 | 7 | **10** |
| 16 | 812 | 1 | 8 | **9** | 126 | 305 | **431** | 95 | 250 | **345** | 0 | 8 | **8** |
| 17 | 826 | 3 | 10 | **13** | 127 | 267 | **394** | 112 | 282 | **394** | 1 | 4 | **5** |
| 18 | 1,296 | 4 | 18 | **22** | 194 | 482 | **676** | 170 | 374 | **544** | 4 | 11 | **15** |
| 19 | 1,476 | 0 | 23 | **23** | 240 | 586 | **826** | 166 | 403 | **569** | 2 | 8 | **10** |

| | | | | | | | | | | | | | |
|---|---|---|---|---|---|---|---|---|---|---|---|---|---|
| 20 | 1,260 | 4 | 24 | **28** | 183 | 435 | **618** | 148 | 402 | **550** | 4 | 11 | **15** |
| 21 | 780 | 1 | 16 | **17** | 87 | 298 | **385** | 84 | 262 | **346** | 0 | 8 | **8** |
| 22 | 926 | 3 | 11 | **14** | 119 | 306 | **425** | 125 | 316 | **441** | 4 | 13 | **17** |
| 23 | 926 | 2 | 12 | **14** | 127 | 302 | **429** | 115 | 338 | **453** | 2 | **4** | **6** |
| 24 | 946 | 1 | 11 | **12** | 95 | 360 | **455** | 95 | 342 | **437** | 5 | 5 | **10** |
| 25 | 1,598 | 3 | 29 | **32** | 236 | 521 | **757** | 221 | 520 | **741** | 3 | 21 | **24** |
| 26 | 1,478 | 0 | **14** | **14** | 198 | 390 | **588** | 232 | 577 | **809** | 4 | 14 | **18** |
| 27 | 1,355 | 1 | 18 | **19** | 180 | 460 | **640** | 167 | 480 | **647** | **4** | 8 | **12** |
| 28 | 1,121 | 3 | 13 | **16** | 186 | 361 | **547** | 172 | 357 | **529** | 1 | 2 | **3** |
| 29 | 1,083 | 3 | 9 | **12** | 142 | 342 | **484** | 147 | 391 | **538** | 7 | 8 | **15** |
| 30 | 682 | 7 | 14 | **21** | 104 | 268 | **372** | 70 | 194 | **264** | 0 | 3 | **3** |
| 31 | 696 | 1 | 12 | **13** | 74 | 290 | **364** | 44 | 254 | **298** | 1 | 6 | **7** |
| 32 | 495 | 2 | 5 | **7** | 39 | 228 | **267** | 14 | 178 | **192** | 1 | 11 | **12** |
| 33 | 951 | 2 | 10 | **12** | 192 | 260 | **452** | 173 | 277 | **450** | 3 | 7 | **10** |
| 34 | 1,276 | 7 | 13 | **20** | 160 | 410 | **570** | 168 | 478 | **646** | 1 | 9 | **10** |
| 35 | 850 | 1 | 20 | **21** | 74 | 329 | **403** | 50 | 332 | **382** | 2 | 12 | **14** |
| 36 | 1,380 | **4** | 21 | **25** | 251 | 380 | **631** | 202 | 464 | **666** | 1 | 9 | **10** |
| 37 | 1,320 | 2 | 16 | **18** | 217 | 472 | **689** | 161 | 394 | **555** | 3 | 5 | **8** |
| 38 | 1,475 | 3 | 21 | **24** | 279 | 526 | **805** | 242 | 353 | **595** | 5 | 9 | **14** |
| 39 | 1,117 | 0 | 15 | **15** | 140 | 413 | **553** | 96 | 410 | **506** | 0 | 7 | **7** |
| 40 | 595 | 3 | 12 | **15** | 51 | 197 | **248** | 53 | 242 | **295** | 2 | 7 | **9** |
| 41 | 851 | 1 | 16 | **17** | 94 | 307 | **401** | 73 | 300 | **373** | 0 | 10 | **10** |
| 42 | 1,056 | 0 | 14 | **14** | 169 | 285 | **454** | 181 | 368 | **549** | 0 | 7 | **7** |
| 43 | 1,790 | 5 | 19 | **24** | 347 | 461 | **808** | 391 | 520 | **911** | 2 | **4** | **6** |
| 44 | 1,074 | 3 | 6 | **9** | 210 | 276 | **486** | 224 | 315 | **539** | 2 | 5 | **7** |
| 45 | 1,351 | 1 | 18 | **19** | 192 | 487 | **679** | 199 | 423 | **622** | 4 | 5 | **9** |
| | **49,392** | **108** | **641** | **749** | **7,195** | **17,456** | **24,651** | **6,505** | **15,555** | **22,060** | **107** | **357** | **464** |

| | POLL BOOK TOTALS | Gregory Scott **Stempfle** (LIB) | | | Jocelyn **Benson** (DEM) | | | Mary Treder **Lang** (REP) | | | Robert **Gale** (UST) | | |
|---|---|---|---|---|---|---|---|---|---|---|---|---|---|
| | | AV | Elec Day | TOTAL | AV | Elec Day | TOTAL | AV | Elec Day | TOTAL | AV | Elec Day | TOTAL |
| **UTICA** | | | | | | | | | | | | | |
| 01 | 427 | 0 | 10 | **10** | 43 | 177 | **220** | 26 | 142 | **168** | 0 | 10 | **10** |
| 02 | 807 | **1** | 13 | **14** | 90 | 234 | **324** | 101 | 328 | **429** | 2 | 7 | **9** |
| 03 | 903 | 1 | 22 | **23** | 120 | 347 | **467** | 104 | 263 | **367** | 3 | 12 | **15** |
| | **2,137** | **2** | **45** | **47** | **253** | **758** | **1,011** | **231** | **733** | **964** | **5** | **29** | **34** |

| | POLL BOOK TOTALS | Gregory Scott **Stempfle** (LIB) | | | Jocelyn **Benson** (DEM) | | | Mary Treder **Lang** (REP) | | | Robert **Gale** (UST) | | |
|---|---|---|---|---|---|---|---|---|---|---|---|---|---|
| | | AV | Elec Day | TOTAL | AV | Elec Day | TOTAL | AV | Elec Day | TOTAL | AV | Elec Day | TOTAL |
| **WARREN** | | | | | | | | | | | | | |
| 01 | 1,332 | 3 | 26 | **29** | 136 | 827 | **963** | 72 | 222 | **294** | 1 | 19 | **20** |
| 03 | 1,156 | 3 | 11 | **14** | 120 | 716 | **836** | 46 | 209 | **255** | 2 | 18 | **20** |
| 04 | 888 | 3 | 12 | **15** | 79 | 466 | **545** | 48 | 241 | **289** | 0 | 10 | **10** |
| 05 | 780 | 1 | 12 | **13** | 111 | 422 | **533** | 48 | 158 | **206** | 2 | 9 | **11** |
| 06 | 1,050 | 5 | 18 | **23** | 129 | 542 | **671** | 76 | 236 | **312** | 3 | 13 | **16** |
| 07 | 690 | 2 | 9 | **11** | 56 | 444 | **500** | 27 | 123 | **150** | 2 | 16 | **18** |
| 08 | 774 | 2 | 21 | **23** | 67 | 490 | **557** | 31 | 122 | **153** | 2 | 23 | **25** |
| 09 | 862 | 1 | 22 | **23** | 70 | 516 | **586** | 33 | 181 | **214** | 2 | 14 | **16** |
| 10 | 688 | 0 | 15 | **15** | 56 | 485 | **541** | 17 | 95 | **112** | 0 | 9 | **9** |
| 11 | 15 | 1 | 0 | **1** | 1 | 8 | **9** | 0 | 5 | **5** | 0 | 0 | **0** |
| 12 | 499 | 3 | 8 | **11** | 54 | 296 | **350** | 18 | 100 | **118** | 2 | 8 | **10** |
| 13 | 306 | 1 | 4 | **5** | 31 | 131 | **162** | 28 | 99 | **127** | 1 | **4** | **5** |
| 14 | 1,240 | 1 | 14 | **15** | 151 | 681 | **832** | 94 | 253 | **347** | 4 | 17 | **21** |

| | | | | | | | | | | | | | | |
|---|---|---|---|---|---|---|---|---|---|---|---|---|---|---|
| 15 | 1,359 | 5 | 23 | 28 | 154 | 802 | 956 | 49 | 279 | 328 | 4 | 18 | 22 |
| 17 | 943 | 2 | 18 | 20 | 127 | 429 | 556 | 80 | 240 | 320 | 3 | 14 | 17 |
| 18 | 329 | 0 | 6 | 6 | 31 | 207 | 238 | 13 | 60 | 73 | 0 | 6 | 6 |
| 19 | 899 | 4 | 16 | 20 | 113 | 447 | 560 | 46 | 234 | 280 | 1 | 11 | 12 |
| 20 | 1,228 | 6 | 20 | 26 | 197 | 538 | 735 | 113 | 299 | 412 | 4 | 15 | 19 |
| 22 | 1,243 | 2 | 14 | 16 | 160 | 543 | 703 | 107 | 368 | 475 | 5 | 14 | 19 |
| 23 | 1,004 | 10 | 14 | 24 | 186 | 407 | 593 | 88 | 255 | 343 | 6 | 10 | 16 |
| 24 | 446 | 0 | 5 | 5 | 55 | 202 | 257 | 32 | 134 | 166 | 0 | 5 | 5 |
| 25 | 715 | 0 | 11 | 11 | 73 | 297 | 370 | 63 | 234 | 297 | 3 | 11 | 14 |
| 26 | 539 | 0 | 6 | 6 | 57 | 336 | 393 | 28 | 87 | 115 | 0 | 11 | 11 |
| 27 | 1,899 | 3 | 23 | 26 | 307 | 708 | 1,015 | 233 | 554 | 787 | 6 | 17 | 23 |
| 28 | 1,585 | 6 | 30 | 36 | 300 | 672 | 972 | 173 | 349 | 522 | 5 | 12 | 17 |
| 31 | 1,416 | 3 | 22 | 25 | 301 | 561 | 862 | 171 | 316 | 487 | 4 | 6 | 10 |
| 32 | 1,231 | 3 | 16 | 19 | 191 | 447 | 638 | 157 | 369 | 526 | 4 | 14 | 18 |
| 33 | 1,350 | 4 | 23 | 27 | 203 | 496 | 699 | 175 | 397 | 572 | 4 | 10 | 14 |
| 34 | 696 | 4 | 17 | 21 | 67 | 349 | 416 | 61 | 164 | 225 | 4 | 7 | 11 |
| 35 | 1,271 | 3 | 25 | 28 | 212 | 563 | 775 | 142 | 283 | 425 | 3 | 10 | 13 |
| 36 | 1,935 | 4 | 32 | 36 | 334 | 768 | 1,102 | 242 | 503 | 745 | 0 | 11 | 11 |
| 38 | 1,625 | 7 | 23 | 30 | 257 | 793 | 1,050 | 126 | 367 | 493 | 4 | 8 | 12 |
| 41 | 1,451 | 4 | 14 | 18 | 219 | 624 | 843 | 154 | 379 | 533 | 1 | 14 | 15 |
| 43 | 1,119 | 1 | 18 | 19 | 162 | 471 | 633 | 136 | 285 | 421 | 2 | 12 | 14 |
| 44 | 999 | 2 | 9 | 11 | 203 | 495 | 698 | 95 | 167 | 262 | 3 | 9 | 12 |
| 45 | 991 | 6 | 16 | 22 | 157 | 433 | 590 | 138 | 210 | 348 | 3 | 11 | 14 |
| 46 | 874 | 1 | 13 | 14 | 141 | 414 | 555 | 77 | 194 | 271 | 5 | 4 | 9 |
| 47 | 1,408 | 3 | 18 | 21 | 247 | 539 | 786 | 209 | 344 | 553 | 5 | 10 | 15 |
| 48 | 637 | 0 | 2 | 2 | 126 | 272 | 398 | 77 | 148 | 225 | 0 | 5 | 5 |
| 49 | 1,515 | 6 | 19 | 25 | 239 | 577 | 816 | 194 | 418 | 612 | 4 | 12 | 16 |
| 50 | 1,250 | 1 | 17 | 18 | 203 | 496 | 699 | 155 | 339 | 494 | 2 | 13 | 15 |
| 51 | 1,428 | 3 | 12 | 15 | 305 | 458 | 763 | 266 | 337 | 603 | 4 | 11 | 15 |
| 52 | 892 | 1 | 17 | 18 | 156 | 250 | 406 | 125 | 297 | 422 | 5 | 12 | 17 |
| 53 | 842 | 1 | 14 | 15 | 119 | 305 | 424 | 102 | 263 | 365 | 2 | 9 | 11 |
| 54 | 1,044 | 3 | 4 | 7 | 199 | 344 | 543 | 181 | 281 | 462 | 4 | 4 | 8 |
| 55 | 1,143 | 2 | 25 | 27 | 131 | 457 | 588 | 121 | 369 | 490 | 0 | 12 | 12 |
| 56 | 578 | 1 | 9 | 10 | 91 | 220 | 311 | 74 | 167 | 241 | 1 | 2 | 3 |
| 57 | 1,039 | 2 | 18 | 20 | 131 | 413 | 544 | 101 | 322 | 423 | 3 | 16 | 19 |
| 58 | 1,544 | 7 | 27 | 34 | 245 | 527 | 772 | 213 | 450 | 663 | 6 | 16 | 22 |
| | **50,747** | **136** | **768** | **904** | **7,460** | **22,884** | **30,344** | **5,055** | **12,506** | **17,561** | **131** | **542** | **673** |

| | POLL BOOK TOTALS | Gregory Scott **Stempfle** (LIB) | | | Jocelyn **Benson** (DEM) | | | Mary Treder **Lang** (REP) | | | Robert **Gale** (UST) | | |
|---|---|---|---|---|---|---|---|---|---|---|---|---|---|
| | | AV | Elec Day | TOTAL | AV | Elec Day | TOTAL | AV | Elec Day | TOTAL | AV | Elec Day | TOTAL |
| **WASHINGTON TOWNSHIP** | | | | | | | | | | | | | |
| 01 | 829 | 2 | 16 | **18** | 101 | 253 | **354** | 109 | 303 | **412** | 1 | 5 | **6** |
| 02 | 1,643 | 8 | 15 | **23** | 273 | 326 | **599** | 376 | 593 | **969** | 4 | 11 | **15** |
| 03 | 1,480 | 2 | 14 | **16** | 184 | 320 | **504** | 316 | 611 | **927** | 1 | 3 | **4** |
| 04 | 1,151 | 2 | 25 | **27** | 127 | 338 | **465** | 145 | 467 | **612** | 1 | 10 | **11** |
| 05 | 1,463 | 4 | 16 | **20** | 146 | 278 | **424** | 342 | 628 | **970** | 1 | 9 | **10** |
| 06 | 2,195 | 4 | 11 | **15** | 334 | 307 | **641** | 693 | 774 | **1,467** | 4 | 7 | **11** |
| 07 | 1,557 | 8 | 13 | **21** | 186 | 289 | **475** | 369 | 668 | **1,037** | 0 | 3 | **3** |
| 08 | 1,314 | 3 | 17 | **20** | 190 | 283 | **473** | 273 | 508 | **781** | 2 | 3 | **5** |
| 09 | 759 | 4 | 7 | **11** | 84 | 139 | **223** | 124 | 370 | **494** | 0 | 4 | **4** |
| 10 | 1,081 | 1 | 10 | **11** | 115 | 258 | **373** | 183 | 474 | **657** | 2 | 3 | **5** |

| | | | | | | | | | | | | | |
|---|---|---|---|---|---|---|---|---|---|---|---|---|---|
| | 13,472 | 38 | 144 | 182 | 1,740 | 2,791 | 4,531 | 2,930 | 5,396 | 8,326 | 16 | 58 | 74 |
| TOTALS | 365,489 | 847 | 5,103 | 5,950 | 53,875 | 127,651 | 181,526 | 51,337 | 112,148 | 163,485 | 929 | 2,936 | 3,865 |

☐ Yellow in the TOTALS column means precinct hasn't reported
**N/A** indicates AV (Absentee) results are included in **Elec Day** results

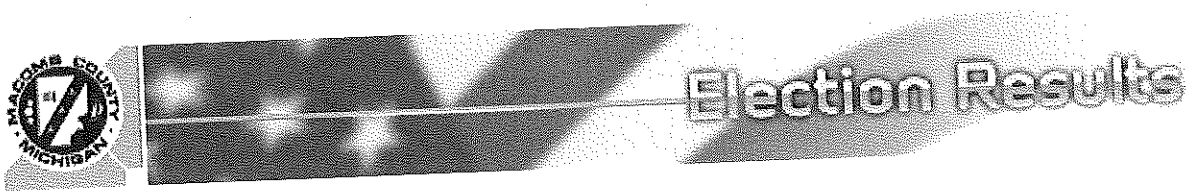


# Attorney General

## One 4-year term

Official results, updated **November 20, 2:34 PM**

Race List | Race Summary | Race Details | **Race Details (Printer Friendly)**

| POLL BOOK TOTALS | Chris Graveline (NPA) | | | Dana Nessel (DEM) | | | Gerald T. Van Sickle (UST) | | | Lisa Lane Gioia (LIB) | | | Tom Leonard (REP) | | |
|---|---|---|---|---|---|---|---|---|---|---|---|---|---|---|---|
| | AV | Elec Day | TOTAL | AV | Elec Day | TOTAL | AV | Elec Day | TOTAL | AV | Elec Day | TOTAL | AV | Elec Day | TOTAL |
| **ARMADA TOWNSHIP** | | | | | | | | | | | | | | | |
| 01 1,617 | 3 | 16 | **19** | 159 | 343 | **502** | 2 | 13 | **15** | 4 | 26 | **30** | 322 | 643 | **965** |
| 02 1,081 | 4 | 8 | **12** | 113 | 192 | **305** | 3 | 5 | **8** | 4 | 12 | **16** | 161 | 518 | **679** |
| **2,698** | **7** | **24** | **31** | **272** | **535** | **807** | **5** | **18** | **23** | **8** | **38** | **46** | **483** | **1,161** | **1,644** |

| POLL BOOK TOTALS | Chris Graveline (NPA) | | | Dana Nessel (DEM) | | | Gerald T. Van Sickle (UST) | | | Lisa Lane Gioia (LIB) | | | Tom Leonard (REP) | | |
|---|---|---|---|---|---|---|---|---|---|---|---|---|---|---|---|
| | AV | Elec Day | TOTAL | AV | Elec Day | TOTAL | AV | Elec Day | TOTAL | AV | Elec Day | TOTAL | AV | Elec Day | TOTAL |
| **BRUCE TOWNSHIP** | | | | | | | | | | | | | | | |
| 01 891 | 3 | 8 | **11** | 102 | 251 | **353** | 2 | 5 | **7** | 2 | 20 | **22** | 128 | 325 | **453** |
| 02 1,627 | 5 | 9 | **14** | 151 | 301 | **452** | 2 | 3 | **5** | 3 | 29 | **32** | 329 | 743 | **1,072** |
| 03 986 | 6 | 15 | **21** | 94 | 202 | **296** | 3 | 7 | **10** | 5 | 15 | **20** | 196 | 407 | **603** |
| 04 1,140 | 1 | 12 | **13** | 101 | 214 | **315** | 1 | 2 | **3** | 3 | 9 | **12** | 214 | 536 | **750** |
| **4,644** | **15** | **44** | **59** | **448** | **968** | **1,416** | **8** | **17** | **25** | **13** | **73** | **86** | **867** | **2,011** | **2,878** |

| POLL BOOK TOTALS | Chris Graveline (NPA) | | | Dana Nessel (DEM) | | | Gerald T. Van Sickle (UST) | | | Lisa Lane Gioia (LIB) | | | Tom Leonard (REP) | | |
|---|---|---|---|---|---|---|---|---|---|---|---|---|---|---|---|
| | AV | Elec Day | TOTAL | AV | Elec Day | TOTAL | AV | Elec Day | TOTAL | AV | Elec Day | TOTAL | AV | Elec Day | TOTAL |
| **CENTER LINE** | | | | | | | | | | | | | | | |
| 01 762 | 2 | 11 | **13** | 78 | 286 | **364** | 2 | 6 | **8** | 1 | 21 | **22** | 70 | 252 | **322** |
| 02 585 | 3 | 14 | **17** | 125 | 211 | **336** | 2 | 5 | **7** | 7 | 16 | **23** | 48 | 129 | **177** |
| 03 918 | 3 | 12 | **15** | 94 | 453 | **547** | 1 | 4 | **5** | 4 | 21 | **25** | 57 | 226 | **283** |
| 04 461 | 0 | 8 | **8** | 40 | 210 | **250** | 2 | 7 | **9** | 1 | 11 | **12** | 34 | 130 | **164** |
| 05 490 | 2 | 11 | **13** | 40 | 217 | **257** | 0 | 5 | **5** | 0 | 11 | **11** | 25 | 158 | **183** |
| **3,216** | **10** | **56** | **66** | **377** | **1,377** | **1,754** | **7** | **27** | **34** | **13** | **80** | **93** | **234** | **895** | **1,129** |

| POLL BOOK TOTALS | Chris Graveline (NPA) | | | Dana Nessel (DEM) | | | Gerald T. Van Sickle (UST) | | | Lisa Lane Gioia (LIB) | | | Tom Leonard (REP) | | |
|---|---|---|---|---|---|---|---|---|---|---|---|---|---|---|---|
| | AV | Elec Day | TOTAL | AV | Elec Day | TOTAL | AV | Elec Day | TOTAL | AV | Elec Day | TOTAL | AV | Elec Day | TOTAL |
| **CHESTERFIELD TOWNSHIP** | | | | | | | | | | | | | | | |
| 01 1,185 | 5 | 10 | **15** | 171 | 310 | **481** | 7 | 6 | **13** | 4 | 16 | **20** | 207 | 387 | **594** |
| 02 1,229 | 6 | 10 | **16** | 125 | 317 | **442** | 3 | 8 | **11** | 3 | 21 | **24** | 204 | 464 | **668** |
| 03 1,578 | 4 | 14 | **18** | 165 | 443 | **608** | 2 | 9 | **11** | 7 | 30 | **37** | 175 | 668 | **843** |
| 04 1,479 | 2 | 18 | **20** | 158 | 401 | **559** | 4 | 11 | **15** | 5 | 19 | **24** | 243 | 563 | **806** |
| 05 1,105 | 7 | 12 | **19** | 158 | 254 | **412** | 4 | 6 | **10** | 7 | 13 | **20** | 192 | 394 | **586** |
| 06 1,454 | 2 | 15 | **17** | 120 | 515 | **635** | 2 | 9 | **11** | 2 | 29 | **31** | 150 | 526 | **676** |

| | | | | | | | | | | | | | | | | | |
|---|---|---|---|---|---|---|---|---|---|---|---|---|---|---|---|---|---|
| 07 | 1,333 | 4 | 20 | **24** | 138 | 344 | **482** | 1 | 7 | **8** | 4 | 14 | **18** | 221 | 512 | **733** |
| 08 | 1,444 | 3 | 11 | **14** | 156 | 354 | **510** | 1 | 7 | **8** | 7 | 22 | **29** | 224 | 599 | **823** |
| 09 | 1,233 | 4 | 11 | **15** | 146 | 336 | **482** | 6 | 8 | **14** | 5 | 12 | **17** | 195 | 443 | **638** |
| 10 | 1,486 | 8 | 12 | **20** | 190 | 204 | **394** | 5 | 4 | **9** | 4 | 26 | **30** | 453 | 517 | **970** |
| 11 | 1,581 | 3 | 18 | **21** | 204 | 403 | **607** | 6 | 9 | **15** | 6 | 22 | **28** | 280 | 551 | **831** |
| 12 | 1,038 | 2 | 19 | **21** | 93 | 387 | **480** | 0 | 12 | **12** | 8 | 25 | **33** | 74 | 363 | **437** |
| 13 | 1,618 | 3 | 19 | **22** | 206 | 417 | **623** | 6 | 6 | **12** | 3 | 20 | **23** | 291 | 564 | **855** |
| 14 | 1,711 | 8 | 17 | **25** | 147 | 470 | **617** | 3 | 7 | **10** | 5 | 27 | **32** | 249 | 698 | **947** |
| | **19,474** | **61** | **206** | **267** | **2,177** | **5,155** | **7,332** | **50** | **109** | **159** | **70** | **296** | **366** | **3,158** | **7,249** | **10,407** |

| POLL BOOK TOTALS | | Chris Graveline (NPA) | | | Dana Nessel (DEM) | | | Gerald T. Van Sickle (UST) | | | Lisa Lane Gioia (LIB) | | | Tom Leonard (REP) | | |
|---|---|---|---|---|---|---|---|---|---|---|---|---|---|---|---|---|
| | | AV | Elec Day | TOTAL | AV | Elec Day | TOTAL | AV | Elec Day | TOTAL | AV | Elec Day | TOTAL | AV | Elec Day | TOTAL |
| **CLINTON TOWNSHIP** | | | | | | | | | | | | | | | | |
| 01 | 912 | 8 | 3 | **11** | 179 | 231 | **410** | 2 | 7 | **9** | 1 | 14 | **15** | 187 | 237 | **424** |
| 02 | 417 | 2 | 4 | **6** | 50 | 134 | **184** | 1 | 3 | **4** | 2 | 5 | **7** | 66 | 134 | **200** |
| 03 | 1,018 | 5 | 15 | **20** | 127 | 438 | **565** | 0 | 11 | **11** | 6 | 18 | **24** | 80 | 277 | **357** |
| 04 | 277 | 0 | 3 | **3** | 45 | 85 | **130** | 3 | 2 | **5** | 2 | 5 | **7** | 57 | 67 | **124** |
| 05 | 780 | 1 | 10 | **11** | 120 | 569 | **689** | 0 | 5 | **5** | 2 | 7 | **9** | 7 | 40 | **47** |
| 06 | 1,012 | 5 | 8 | **13** | 186 | 420 | **606** | 0 | 8 | **8** | 3 | 24 | **27** | 127 | 199 | **326** |
| 07 | 482 | 1 | 11 | **12** | 60 | 166 | **226** | 1 | 5 | **6** | 0 | 10 | **10** | 69 | 137 | **206** |
| 08 | 822 | 6 | 10 | **16** | 98 | 294 | **392** | 1 | 4 | **5** | 2 | 8 | **10** | 112 | 265 | **377** |
| 09 | 564 | 2 | 9 | **11** | 71 | 173 | **244** | 1 | 9 | **10** | 2 | 15 | **17** | 67 | 192 | **259** |
| 10 | 836 | 0 | 10 | **10** | 115 | 198 | **313** | 1 | 2 | **3** | 3 | 13 | **16** | 195 | 271 | **466** |
| 11 | 897 | 1 | 13 | **14** | 97 | 422 | **519** | 3 | 13 | **16** | 2 | 27 | **29** | 84 | 202 | **286** |
| 12 | 468 | 0 | 4 | **4** | 63 | 171 | **234** | 0 | 4 | **4** | 0 | 12 | **12** | 51 | 144 | **195** |
| 13 | 1,046 | 4 | 15 | **19** | 91 | 431 | **522** | 1 | 12 | **13** | 4 | 31 | **35** | 100 | 312 | **412** |
| 14 | 386 | 1 | 4 | **5** | 37 | 102 | **139** | 2 | 1 | **3** | 2 | 16 | **18** | 45 | 158 | **203** |
| 15 | 744 | 4 | 19 | **23** | 78 | 243 | **321** | 1 | 7 | **8** | 1 | 18 | **19** | 92 | 253 | **345** |
| 16 | 1,021 | 4 | 7 | **11** | 183 | 300 | **483** | 6 | 10 | **16** | 1 | 16 | **17** | 213 | 239 | **452** |
| 17 | 786 | 4 | 10 | **14** | 110 | 239 | **349** | 1 | 9 | **10** | 4 | 20 | **24** | 105 | 245 | **350** |
| 18 | 853 | 2 | 4 | **6** | 128 | 220 | **348** | 1 | 4 | **5** | 5 | 6 | **11** | 151 | 277 | **428** |
| 19 | 903 | 7 | 4 | **11** | 161 | 149 | **310** | 7 | 1 | **8** | 3 | 8 | **11** | 260 | 273 | **533** |
| 20 | 229 | 0 | 2 | **2** | 7 | 176 | **183** | 0 | 5 | **5** | 0 | 4 | **4** | 0 | 29 | **29** |
| 21 | 535 | 1 | 5 | **6** | 124 | 196 | **320** | 3 | 0 | **3** | 1 | 7 | **8** | 62 | 116 | **178** |
| 22 | 1,073 | 6 | 13 | **19** | 165 | 525 | **690** | 1 | 4 | **5** | 3 | 17 | **20** | 114 | 187 | **301** |
| 23 | 1,288 | 4 | 14 | **18** | 183 | 374 | **557** | 2 | 2 | **4** | 4 | 18 | **22** | 248 | 375 | **623** |
| 24 | 747 | 3 | 4 | **7** | 105 | 211 | **316** | 1 | 5 | **6** | 4 | 10 | **14** | 146 | 237 | **383** |
| 25 | 885 | 6 | 17 | **23** | 131 | 298 | **429** | 1 | 6 | **7** | 4 | 20 | **24** | 118 | 255 | **373** |
| 26 | 1,061 | 5 | 18 | **23** | 130 | 319 | **449** | 4 | 2 | **6** | 5 | 6 | **11** | 228 | 311 | **539** |
| 27 | 915 | 3 | 5 | **8** | 157 | 163 | **320** | 1 | 5 | **6** | 3 | 8 | **11** | 231 | 291 | **522** |
| 28 | 914 | 2 | 16 | **18** | 121 | 503 | **624** | 6 | 9 | **15** | 2 | 11 | **13** | 60 | 142 | **202** |
| 29 | 1,249 | 3 | 12 | **15** | 208 | 298 | **506** | 2 | 4 | **6** | 6 | 10 | **16** | 250 | 392 | **642** |
| 30 | 941 | 3 | 18 | **21** | 139 | 353 | **492** | 1 | 6 | **7** | 4 | 18 | **22** | 117 | 240 | **357** |
| 31 | 1,136 | 3 | 17 | **20** | 140 | 416 | **556** | 2 | 3 | **5** | 5 | 28 | **33** | 119 | 356 | **475** |
| 32 | 678 | 1 | 9 | **10** | 99 | 173 | **272** | 4 | 3 | **7** | 3 | 10 | **13** | 163 | 196 | **359** |
| 33 | 1,439 | 3 | 17 | **20** | 228 | 503 | **731** | 4 | 5 | **9** | 1 | 23 | **24** | 220 | 381 | **601** |
| 34 | 1,195 | 1 | 8 | **9** | 125 | 629 | **754** | 1 | 8 | **9** | 1 | 27 | **28** | 66 | 273 | **339** |
| 35 | 1,529 | 10 | 18 | **28** | 323 | 301 | **624** | 1 | 7 | **8** | 6 | 13 | **19** | 392 | 389 | **781** |
| 36 | 1,108 | 5 | 10 | **15** | 150 | 415 | **565** | 0 | 7 | **7** | 5 | 13 | **18** | 185 | 270 | **455** |
| 37 | 1,380 | 4 | 3 | **7** | 276 | 364 | **640** | 3 | 4 | **7** | 2 | 16 | **18** | 294 | 346 | **640** |

| | | | | | | | | | | | | | | | | | |
|---|---|---|---|---|---|---|---|---|---|---|---|---|---|---|---|---|---|
| 38 | 873 | 2 | 3 | **5** | 131 | 224 | **355** | 0 | 3 | **3** | 1 | 10 | **11** | 164 | 302 | **466** |
| 39 | 823 | 3 | 9 | **12** | 150 | 203 | **353** | 3 | 1 | **4** | 6 | 9 | **15** | 196 | 204 | **400** |
| 40 | 1,252 | 4 | 11 | **15** | 171 | 357 | **528** | 5 | 6 | **11** | 4 | 11 | **15** | 249 | 375 | **624** |
| 41 | 980 | 4 | 11 | **15** | 155 | 262 | **417** | 3 | 4 | **7** | 2 | 11 | **13** | 168 | 311 | **479** |
| 42 | 1,203 | 7 | 14 | **21** | 188 | 476 | **664** | 3 | 5 | **8** | 1 | 20 | **21** | 160 | 271 | **431** |
| 43 | 527 | 5 | 4 | **9** | 80 | 115 | **195** | 1 | 1 | **2** | 2 | 1 | **3** | 109 | 194 | **303** |
| 44 | 1,576 | 7 | 11 | **18** | 274 | 369 | **643** | 3 | 3 | **6** | 4 | 17 | **21** | 385 | 428 | **813** |
| 45 | 1,039 | 4 | 9 | **13** | 152 | 229 | **381** | 1 | 4 | **5** | 4 | 8 | **12** | 198 | 360 | **558** |
| 46 | 1,681 | 7 | 12 | **19** | 350 | 456 | **806** | 6 | 3 | **9** | 8 | 14 | **22** | 437 | 331 | **768** |
| | **42,480** | **163** | **453** | **616** | **6,461** | **13,893** | **20,354** | **94** | **232** | **326** | **136** | **633** | **769** | **7,147** | **11,484** | **18,631** |

| POLL BOOK TOTALS | Chris Graveline (NPA) | | | Dana Nessel (DEM) | | | Gerald T. Van Sickle (UST) | | | Lisa Lane Gioia (LIB) | | | Tom Leonard (REP) | | |
|---|---|---|---|---|---|---|---|---|---|---|---|---|---|---|---|
| | AV | Elec Day | TOTAL | AV | Elec Day | TOTAL | AV | Elec Day | TOTAL | AV | Elec Day | TOTAL | AV | Elec Day | TOTAL |
| **EASTPOINTE** | | | | | | | | | | | | | | | |
| 01 712 | 4 | 6 | **10** | 93 | 427 | **520** | 1 | 7 | **8** | 1 | 13 | **14** | 34 | 93 | **127** |
| 02 1,140 | 7 | 13 | **20** | 166 | 590 | **756** | 2 | 8 | **10** | 9 | 27 | **36** | 86 | 195 | **281** |
| 03 1,054 | 5 | 12 | **17** | 102 | 554 | **656** | 2 | 11 | **13** | 5 | 22 | **27** | 103 | 200 | **303** |
| 04 987 | 5 | 9 | **14** | 144 | 458 | **602** | 3 | 9 | **12** | 4 | 24 | **28** | 101 | 181 | **282** |
| 05 1,020 | 2 | 14 | **16** | 103 | 537 | **640** | 2 | 8 | **10** | 5 | 31 | **36** | 74 | 206 | **280** |
| 06 1,049 | 6 | 15 | **21** | 139 | 596 | **735** | 2 | 11 | **13** | 5 | 29 | **34** | 66 | 149 | **215** |
| 07 923 | 2 | 7 | **9** | 136 | 639 | **775** | 0 | 5 | **5** | 0 | 9 | **9** | 45 | 54 | **99** |
| 08 1,173 | 5 | 16 | **21** | 241 | 738 | **979** | 2 | 6 | **8** | 2 | 14 | **16** | 59 | 68 | **127** |
| 09 814 | 1 | 5 | **6** | 144 | 505 | **649** | 2 | 6 | **8** | 0 | 14 | **14** | 54 | 63 | **117** |
| 10 782 | 2 | 14 | **16** | 77 | 455 | **532** | 1 | 7 | **8** | 3 | 16 | **19** | 47 | 138 | **185** |
| 11 935 | 1 | 11 | **12** | 105 | 536 | **641** | 0 | 8 | **8** | 2 | 16 | **18** | 72 | 164 | **236** |
| 12 1,384 | 4 | 20 | **24** | 206 | 684 | **890** | 0 | 6 | **6** | 7 | 18 | **25** | 142 | 245 | **387** |
| 13 471 | 0 | 4 | **4** | 97 | 241 | **338** | 1 | 3 | **4** | 2 | 8 | **10** | 59 | 40 | **99** |
| 14 979 | 6 | 11 | **17** | 215 | 522 | **737** | 2 | 6 | **8** | 1 | 11 | **12** | 88 | 91 | **179** |
| **13,423** | **50** | **157** | **207** | **1,968** | **7,482** | **9,450** | **20** | **101** | **121** | **46** | **252** | **298** | **1,030** | **1,887** | **2,917** |

| POLL BOOK TOTALS | Chris Graveline (NPA) | | | Dana Nessel (DEM) | | | Gerald T. Van Sickle (UST) | | | Lisa Lane Gioia (LIB) | | | Tom Leonard (REP) | | |
|---|---|---|---|---|---|---|---|---|---|---|---|---|---|---|---|
| | AV | Elec Day | TOTAL | AV | Elec Day | TOTAL | AV | Elec Day | TOTAL | AV | Elec Day | TOTAL | AV | Elec Day | TOTAL |
| **FRASER** | | | | | | | | | | | | | | | |
| 01 719 | 3 | 10 | **13** | 80 | 241 | **321** | 4 | 5 | **9** | 0 | 16 | **16** | 70 | 252 | **322** |
| 02 1,148 | 4 | 9 | **13** | 126 | 316 | **442** | 3 | 14 | **17** | 4 | 14 | **18** | 169 | 430 | **599** |
| 03 1,340 | 5 | 14 | **19** | 188 | 453 | **641** | 3 | 9 | **12** | 7 | 33 | **40** | 155 | 389 | **544** |
| 04 1,059 | 1 | 17 | **18** | 122 | 398 | **520** | 3 | 10 | **13** | 3 | 16 | **19** | 113 | 326 | **439** |
| 05 417 | 1 | 9 | **10** | 51 | 141 | **192** | 0 | 2 | **2** | 1 | 6 | **7** | 52 | 125 | **177** |
| 06 1,282 | 4 | 21 | **25** | 147 | 343 | **490** | 1 | 6 | **7** | 2 | 18 | **20** | 170 | 476 | **646** |
| 07 724 | 4 | 9 | **13** | 114 | 278 | **392** | 1 | 4 | **5** | 2 | 12 | **14** | 76 | 187 | **263** |
| **6,689** | **22** | **89** | **111** | **828** | **2,170** | **2,998** | **15** | **50** | **65** | **19** | **115** | **134** | **805** | **2,185** | **2,990** |

| POLL BOOK TOTALS | Chris Graveline (NPA) | | | Dana Nessel (DEM) | | | Gerald T. Van Sickle (UST) | | | Lisa Lane Gioia (LIB) | | | Tom Leonard (REP) | | |
|---|---|---|---|---|---|---|---|---|---|---|---|---|---|---|---|
| | AV | Elec Day | TOTAL | AV | Elec Day | TOTAL | AV | Elec Day | TOTAL | AV | Elec Day | TOTAL | AV | Elec Day | TOTAL |
| **GROSSE POINTE SHORES** | | | | | | | | | | | | | | | |
| 03 56 | N/A | 0 | **0** | N/A | 12 | **12** | N/A | 0 | **0** | N/A | 0 | **0** | N/A | 41 | **41** |
| **56** | **N/A** | **0** | **0** | **N/A** | **12** | **12** | **N/A** | **0** | **0** | **N/A** | **0** | **0** | **N/A** | **41** | **41** |

Chris Graveline (NPA) | Dana Nessel (DEM) | Lisa Lane Gioia (LIB) | Tom Leonard (REP)

| | POLL BOOK TOTALS | Chris Graveline (NPA) | | | Dana Nessel (DEM) | | | Gerald T. Van Sickle (UST) | | | Lisa Lane Gioia (LIB) | | | Tom Leonard (REP) | | |
|---|---|---|---|---|---|---|---|---|---|---|---|---|---|---|---|---|
| | | AV | Elec Day | TOTAL | AV | Elec Day | TOTAL | AV | Elec Day | TOTAL | AV | Elec Day | TOTAL | AV | Elec Day | TOTAL |
| **HARRISON TOWNSHIP** | | | | | | | | | | | | | | | | |
| 01 | 1,181 | 5 | 12 | **17** | 167 | 395 | **562** | 2 | 10 | **12** | 3 | 24 | **27** | 211 | 303 | **514** |
| 02 | 1,342 | 7 | 16 | **23** | 248 | 414 | **662** | 2 | 2 | **4** | 8 | 14 | **22** | 215 | 347 | **562** |
| 03 | 1,191 | 5 | 13 | **18** | 180 | 235 | **415** | 7 | 6 | **13** | 7 | 26 | **33** | 241 | 422 | **663** |
| 04 | 1,376 | 3 | 13 | **16** | 196 | 368 | **564** | 1 | 8 | **9** | 3 | 24 | **27** | 298 | 408 | **706** |
| 05 | 1,310 | 7 | 7 | **14** | 178 | 177 | **355** | 0 | 7 | **7** | 9 | 13 | **22** | 391 | 470 | **861** |
| 06 | 1,343 | 6 | 11 | **17** | 173 | 424 | **597** | 1 | 2 | **3** | 3 | 13 | **16** | 274 | 380 | **654** |
| 07 | 1,292 | 8 | 21 | **29** | 203 | 241 | **444** | 6 | 9 | **15** | 4 | 25 | **29** | 318 | 399 | **717** |
| 08 | 935 | 5 | 4 | **9** | 161 | 356 | **517** | 1 | 5 | **6** | 2 | 19 | **21** | 118 | 230 | **348** |
| 09 | 1,199 | 3 | 5 | **8** | 138 | 233 | **371** | 6 | 5 | **11** | 1 | 11 | **12** | 357 | 384 | **741** |
| 10 | 1,067 | 4 | 6 | **10** | 140 | 265 | **405** | 2 | 2 | **4** | 12 | 11 | **23** | 198 | 369 | **567** |
| | **12,236** | **53** | **108** | **161** | **1,784** | **3,108** | **4,892** | **28** | **56** | **84** | **52** | **180** | **232** | **2,621** | **3,712** | **6,333** |

| | POLL BOOK TOTALS | Chris Graveline (NPA) | | | Dana Nessel (DEM) | | | Gerald T. Van Sickle (UST) | | | Lisa Lane Gioia (LIB) | | | Tom Leonard (REP) | | |
|---|---|---|---|---|---|---|---|---|---|---|---|---|---|---|---|---|
| | | AV | Elec Day | TOTAL | AV | Elec Day | TOTAL | AV | Elec Day | TOTAL | AV | Elec Day | TOTAL | AV | Elec Day | TOTAL |
| **LENOX TOWNSHIP** | | | | | | | | | | | | | | | | |
| 01 | 817 | 5 | 7 | **12** | 80 | 116 | **196** | 0 | 6 | **6** | 1 | 13 | **14** | 183 | 380 | **563** |
| 02 | 1,172 | 8 | 13 | **21** | 130 | 258 | **388** | 3 | 12 | **15** | 2 | 21 | **23** | 174 | 490 | **664** |
| 03 | 1,136 | 0 | 23 | **23** | 147 | 438 | **585** | 2 | 10 | **12** | 3 | 19 | **22** | 73 | 367 | **440** |
| 04 | 536 | 1 | 9 | **10** | 27 | 219 | **246** | 1 | 5 | **6** | 1 | 19 | **20** | 23 | 208 | **231** |
| | **3,661** | **14** | **52** | **66** | **384** | **1,031** | **1,415** | **6** | **33** | **39** | 7 | **72** | **79** | **453** | **1,445** | **1,898** |

| | POLL BOOK TOTALS | Chris Graveline (NPA) | | | Dana Nessel (DEM) | | | Gerald T. Van Sickle (UST) | | | Lisa Lane Gioia (LIB) | | | Tom Leonard (REP) | | |
|---|---|---|---|---|---|---|---|---|---|---|---|---|---|---|---|---|
| | | AV | Elec Day | TOTAL | AV | Elec Day | TOTAL | AV | Elec Day | TOTAL | AV | Elec Day | TOTAL | AV | Elec Day | TOTAL |
| **MACOMB TOWNSHIP** | | | | | | | | | | | | | | | | |
| 01 | 968 | 2 | 10 | **12** | 135 | 198 | **333** | 2 | 2 | **4** | 3 | 15 | **18** | 171 | 388 | **559** |
| 02 | 1,079 | 5 | 10 | **15** | 154 | 254 | **408** | 6 | 6 | **12** | 2 | 17 | **19** | 184 | 395 | **579** |
| 03 | 1,137 | 4 | 21 | **25** | 102 | 326 | **428** | 0 | 3 | **3** | 0 | 13 | **13** | 137 | 491 | **628** |
| 04 | 1,071 | 4 | 14 | **18** | 131 | 289 | **420** | 0 | 3 | **3** | 2 | 21 | **23** | 147 | 418 | **565** |
| 05 | 1,397 | 6 | 25 | **31** | 150 | 381 | **531** | 1 | 7 | **8** | 1 | 16 | **17** | 222 | 529 | **751** |
| 06 | 978 | 6 | 1 | **7** | 152 | 218 | **370** | 3 | 1 | **4** | 5 | 14 | **19** | 243 | 287 | **530** |
| 07 | 994 | 3 | 5 | **8** | 124 | 254 | **378** | 2 | 1 | **3** | 3 | 13 | **16** | 183 | 350 | **533** |
| 08 | 1,008 | 7 | 11 | **18** | 159 | 241 | **400** | 4 | 7 | **11** | 5 | 9 | **14** | 203 | 315 | **518** |
| 09 | 772 | 4 | 8 | **12** | 82 | 175 | **257** | 2 | 2 | **4** | 0 | 8 | **8** | 159 | 302 | **461** |
| 10 | 906 | 3 | 14 | **17** | 104 | 356 | **460** | 2 | 11 | **13** | 0 | 17 | **17** | 99 | 267 | **366** |
| 11 | 1,319 | 3 | 20 | **23** | 132 | 380 | **512** | 1 | 4 | **5** | 1 | 19 | **20** | 177 | 526 | **703** |
| 12 | 1,240 | 4 | 5 | **9** | 191 | 313 | **504** | 1 | 3 | **4** | 1 | 15 | **16** | 227 | 422 | **649** |
| 13 | 1,162 | 7 | 16 | **23** | 90 | 324 | **414** | 1 | 8 | **9** | 1 | 18 | **19** | 169 | 477 | **646** |
| 14 | 1,267 | 2 | 11 | **13** | 140 | 313 | **453** | 7 | 2 | **9** | 3 | 13 | **16** | 242 | 475 | **717** |
| 15 | 1,282 | 5 | 7 | **12** | 194 | 222 | **416** | 3 | 4 | **7** | 5 | 14 | **19** | 337 | 438 | **775** |
| 16 | 1,565 | 1 | 10 | **11** | 174 | 371 | **545** | 3 | 3 | **6** | 3 | 13 | **16** | 217 | 700 | **917** |
| 17 | 1,487 | 5 | 15 | **20** | 134 | 427 | **561** | 3 | 3 | **6** | 3 | 26 | **29** | 223 | 579 | **802** |
| 18 | 867 | 3 | 19 | **22** | 142 | 300 | **442** | 3 | 10 | **13** | 1 | 16 | **17** | 122 | 212 | **334** |
| 19 | 621 | 1 | 9 | **10** | 75 | 278 | **353** | 0 | 4 | **4** | 3 | 19 | **22** | 46 | 163 | **209** |
| 20 | 1,146 | 5 | 14 | **19** | 124 | 290 | **414** | 4 | 1 | **5** | 1 | 15 | **16** | 166 | 471 | **637** |
| 21 | 1,466 | 4 | 8 | **12** | 226 | 304 | **530** | 4 | 2 | **6** | 5 | 12 | **17** | 341 | 481 | **822** |

| | | | | | | | | | | | | | | | | | |
|---|---|---|---|---|---|---|---|---|---|---|---|---|---|---|---|---|---|
| 22 | 1,234 | 5 | 5 | 10 | 210 | 238 | 448 | 4 | 3 | 7 | 3 | 10 | 13 | 314 | 386 | 700 |
| 23 | 1,086 | 4 | 5 | 9 | 196 | 158 | 354 | 2 | 4 | 6 | 5 | 7 | 12 | 369 | 286 | 655 |
| 24 | 1,063 | 4 | 3 | 7 | 227 | 181 | 408 | 3 | 1 | 4 | 2 | 6 | 8 | 389 | 208 | 597 |
| 25 | 938 | 0 | 5 | 5 | 72 | 270 | 342 | 0 | 4 | 4 | 1 | 10 | 11 | 97 | 416 | 513 |
| 26 | 832 | 2 | 16 | 18 | 80 | 225 | 305 | 0 | 3 | 3 | 3 | 8 | 11 | 126 | 326 | 452 |
| 27 | 1,436 | 1 | 11 | 12 | 156 | 342 | 498 | 2 | 5 | 7 | 2 | 10 | 12 | 208 | 649 | 857 |
| 28 | 905 | 1 | 8 | 9 | 74 | 255 | 329 | 0 | 4 | 4 | 2 | 7 | 9 | 110 | 385 | 495 |
| 29 | 1,044 | 1 | 7 | 8 | 77 | 355 | 432 | 2 | 3 | 5 | 2 | 17 | 19 | 108 | 414 | 522 |
| 30 | 1,135 | 8 | 11 | 19 | 113 | 266 | 379 | 1 | 3 | 4 | 1 | 9 | 10 | 171 | 495 | 666 |
| 31 | 804 | 1 | 10 | 11 | 89 | 191 | 280 | 2 | 6 | 8 | 1 | 7 | 8 | 155 | 310 | 465 |
| 32 | 1,091 | 2 | 11 | 13 | 85 | 275 | 360 | 3 | 3 | 6 | 2 | 16 | 18 | 178 | 460 | 638 |
| 33 | 815 | 6 | 5 | 11 | 117 | 217 | 334 | 1 | 2 | 3 | 1 | 11 | 12 | 151 | 261 | 412 |
| 34 | 1,039 | 1 | 15 | 16 | 95 | 294 | 389 | 1 | 7 | 8 | 0 | 6 | 6 | 108 | 468 | 576 |
| 35 | 1,143 | 3 | 7 | 10 | 88 | 399 | 487 | 0 | 7 | 7 | 2 | 12 | 14 | 122 | 450 | 572 |
| 36 | 938 | 4 | 11 | 15 | 78 | 272 | 350 | 0 | 3 | 3 | 4 | 13 | 17 | 114 | 395 | 509 |
| 37 | 800 | 5 | 7 | 12 | 122 | 128 | 250 | 7 | 2 | 9 | 3 | 8 | 11 | 167 | 323 | 490 |
| | **40,035** | **132** | **390** | **522** | **4,794** | **10,280** | **15,074** | **80** | **147** | **227** | **82** | **480** | **562** | **6,902** | **14,918** | **21,820** |

| POLL BOOK TOTALS | Chris Graveline (NPA) | | | Dana Nessel (DEM) | | | Gerald T. Van Sickle (UST) | | | Lisa Lane Gioia (LIB) | | | Tom Leonard (REP) | | |
|---|---|---|---|---|---|---|---|---|---|---|---|---|---|---|---|
| | AV | Elec Day | TOTAL | AV | Elec Day | TOTAL | AV | Elec Day | TOTAL | AV | Elec Day | TOTAL | AV | Elec Day | TOTAL |
| **MEMPHIS** | | | | | | | | | | | | | | | |
| 01 | 308 | N/A | 12 | 12 | N/A | 81 | 81 | N/A | 4 | 4 | N/A | 5 | 5 | N/A | 187 | 187 |
| | **308** | N/A | **12** | **12** | N/A | **81** | **81** | N/A | **4** | **4** | N/A | **5** | **5** | N/A | **187** | **187** |

| POLL BOOK TOTALS | Chris Graveline (NPA) | | | Dana Nessel (DEM) | | | Gerald T. Van Sickle (UST) | | | Lisa Lane Gioia (LIB) | | | Tom Leonard (REP) | | |
|---|---|---|---|---|---|---|---|---|---|---|---|---|---|---|---|
| | AV | Elec Day | TOTAL | AV | Elec Day | TOTAL | AV | Elec Day | TOTAL | AV | Elec Day | TOTAL | AV | Elec Day | TOTAL |
| **MOUNT CLEMENS** | | | | | | | | | | | | | | | |
| 01 | 639 | 0 | 7 | 7 | 120 | 385 | 505 | 0 | 4 | 4 | 2 | 11 | 13 | 13 | 84 | 97 |
| 02 | 911 | 6 | 20 | 26 | 105 | 364 | 469 | 0 | 5 | 5 | 3 | 17 | 20 | 73 | 280 | 353 |
| 03 | 1,356 | 1 | 24 | 25 | 146 | 581 | 727 | 3 | 17 | 20 | 3 | 41 | 44 | 100 | 396 | 496 |
| 04 | 611 | 0 | 13 | 13 | 81 | 248 | 329 | 2 | 7 | 9 | 3 | 19 | 22 | 48 | 163 | 211 |
| 05 | 612 | 4 | 8 | 12 | 148 | 326 | 474 | 4 | 3 | 7 | 3 | 4 | 7 | 31 | 57 | 88 |
| 06 | 721 | 2 | 11 | 13 | 83 | 347 | 430 | 0 | 5 | 5 | 1 | 23 | 24 | 52 | 176 | 228 |
| 09 | 1,081 | 3 | 15 | 18 | 139 | 321 | 460 | 1 | 4 | 5 | 3 | 25 | 28 | 148 | 363 | 511 |
| | **5,931** | **16** | **98** | **114** | **822** | **2,572** | **3,394** | **10** | **45** | **55** | **18** | **140** | **158** | **465** | **1,519** | **1,984** |

| POLL BOOK TOTALS | Chris Graveline (NPA) | | | Dana Nessel (DEM) | | | Gerald T. Van Sickle (UST) | | | Lisa Lane Gioia (LIB) | | | Tom Leonard (REP) | | |
|---|---|---|---|---|---|---|---|---|---|---|---|---|---|---|---|
| | AV | Elec Day | TOTAL | AV | Elec Day | TOTAL | AV | Elec Day | TOTAL | AV | Elec Day | TOTAL | AV | Elec Day | TOTAL |
| **NEW BALTIMORE** | | | | | | | | | | | | | | | |
| 01 | 850 | 1 | 7 | 8 | 99 | 242 | 341 | 0 | 3 | 3 | 3 | 12 | 15 | 93 | 345 | 438 |
| 02 | 682 | 3 | 3 | 6 | 67 | 152 | 219 | 2 | 1 | 3 | 0 | 14 | 14 | 95 | 318 | 413 |
| 03 | 1,567 | 4 | 19 | 23 | 131 | 381 | 512 | 1 | 10 | 11 | 4 | 19 | 23 | 195 | 708 | 903 |
| 04 | 1,265 | 4 | 13 | 17 | 151 | 339 | 490 | 2 | 1 | 3 | 4 | 19 | 23 | 185 | 474 | 659 |
| 05 | 1,217 | 2 | 14 | 16 | 133 | 317 | 450 | 0 | 6 | 6 | 2 | 18 | 20 | 145 | 520 | 665 |
| | **5,581** | **14** | **56** | **70** | **581** | **1,431** | **2,012** | **5** | **21** | **26** | **13** | **82** | **95** | **713** | **2,365** | **3,078** |

| POLL BOOK TOTALS | Chris Graveline (NPA) | | | Dana Nessel (DEM) | | | Gerald T. Van Sickle (UST) | | | Lisa Lane Gioia (LIB) | | | Tom Leonard (REP) | | |
|---|---|---|---|---|---|---|---|---|---|---|---|---|---|---|---|
| | AV | | TOTAL | AV | Elec Day | TOTAL | AV | | TOTAL | AV | | TOTAL | AV | Elec Day | TOTAL |

## RAY TOWNSHIP

| | POLL BOOK TOTALS | Chris Graveline (NPA) AV | Chris Graveline (NPA) Elec Day | Chris Graveline (NPA) TOTAL | Dana Nessel (DEM) AV | Dana Nessel (DEM) Elec Day | Dana Nessel (DEM) TOTAL | Gerald T. Van Sickle (UST) AV | Gerald T. Van Sickle (UST) Elec Day | Gerald T. Van Sickle (UST) TOTAL | Lisa Lane Gioia (LIB) AV | Lisa Lane Gioia (LIB) Elec Day | Lisa Lane Gioia (LIB) TOTAL | Tom Leonard (REP) AV | Tom Leonard (REP) Elec Day | Tom Leonard (REP) TOTAL |
|---|---|---|---|---|---|---|---|---|---|---|---|---|---|---|---|---|
| 01 | 830 | 1 | 5 | 6 | 69 | 142 | 211 | 3 | 6 | 9 | 2 | 9 | 11 | 170 | 385 | 555 |
| 02 | 1,115 | 3 | 16 | 19 | 103 | 201 | 304 | 4 | 8 | 12 | 3 | 9 | 12 | 214 | 509 | 723 |
| | 1,945 | 4 | 21 | 25 | 172 | 343 | 515 | 7 | 14 | 21 | 5 | 18 | 23 | 384 | 894 | 1,278 |

## RICHMOND CITY

| | POLL BOOK TOTALS | Chris Graveline (NPA) AV | Chris Graveline (NPA) Elec Day | Chris Graveline (NPA) TOTAL | Dana Nessel (DEM) AV | Dana Nessel (DEM) Elec Day | Dana Nessel (DEM) TOTAL | Gerald T. Van Sickle (UST) AV | Gerald T. Van Sickle (UST) Elec Day | Gerald T. Van Sickle (UST) TOTAL | Lisa Lane Gioia (LIB) AV | Lisa Lane Gioia (LIB) Elec Day | Lisa Lane Gioia (LIB) TOTAL | Tom Leonard (REP) AV | Tom Leonard (REP) Elec Day | Tom Leonard (REP) TOTAL |
|---|---|---|---|---|---|---|---|---|---|---|---|---|---|---|---|---|
| 01 | 1,407 | 2 | 14 | 16 | 149 | 313 | 462 | 5 | 8 | 13 | 2 | 26 | 28 | 261 | 556 | 817 |
| 02 | 1,204 | 4 | 8 | 12 | 110 | 298 | 408 | 7 | 9 | 16 | 5 | 24 | 29 | 172 | 503 | 675 |
| | 2,611 | 6 | 22 | 28 | 259 | 611 | 870 | 12 | 17 | 29 | 7 | 50 | 57 | 433 | 1,059 | 1,492 |

## RICHMOND TOWNSHIP

| | POLL BOOK TOTALS | Chris Graveline (NPA) AV | Chris Graveline (NPA) Elec Day | Chris Graveline (NPA) TOTAL | Dana Nessel (DEM) AV | Dana Nessel (DEM) Elec Day | Dana Nessel (DEM) TOTAL | Gerald T. Van Sickle (UST) AV | Gerald T. Van Sickle (UST) Elec Day | Gerald T. Van Sickle (UST) TOTAL | Lisa Lane Gioia (LIB) AV | Lisa Lane Gioia (LIB) Elec Day | Lisa Lane Gioia (LIB) TOTAL | Tom Leonard (REP) AV | Tom Leonard (REP) Elec Day | Tom Leonard (REP) TOTAL |
|---|---|---|---|---|---|---|---|---|---|---|---|---|---|---|---|---|
| 01 | 804 | N/A | 11 | 11 | N/A | 184 | 184 | N/A | 9 | 9 | N/A | 15 | 15 | N/A | 548 | 548 |
| 02 | 947 | N/A | 12 | 12 | N/A | 225 | 225 | N/A | 8 | 8 | N/A | 21 | 21 | N/A | 629 | 629 |
| | 1,751 | N/A | 23 | 23 | N/A | 409 | 409 | N/A | 17 | 17 | N/A | 36 | 36 | N/A | 1,177 | 1,177 |

## ROSEVILLE

| | POLL BOOK TOTALS | Chris Graveline (NPA) AV | Chris Graveline (NPA) Elec Day | Chris Graveline (NPA) TOTAL | Dana Nessel (DEM) AV | Dana Nessel (DEM) Elec Day | Dana Nessel (DEM) TOTAL | Gerald T. Van Sickle (UST) AV | Gerald T. Van Sickle (UST) Elec Day | Gerald T. Van Sickle (UST) TOTAL | Lisa Lane Gioia (LIB) AV | Lisa Lane Gioia (LIB) Elec Day | Lisa Lane Gioia (LIB) TOTAL | Tom Leonard (REP) AV | Tom Leonard (REP) Elec Day | Tom Leonard (REP) TOTAL |
|---|---|---|---|---|---|---|---|---|---|---|---|---|---|---|---|---|
| 01 | 1,170 | 6 | 28 | 34 | 112 | 497 | 609 | 0 | 15 | 15 | 5 | 27 | 32 | 112 | 317 | 429 |
| 02 | 1,605 | 6 | 24 | 30 | 205 | 663 | 868 | 7 | 11 | 18 | 6 | 28 | 34 | 141 | 449 | 590 |
| 03 | 1,072 | 4 | 12 | 16 | 146 | 527 | 673 | 2 | 14 | 16 | 6 | 27 | 33 | 80 | 211 | 291 |
| 04 | 673 | 2 | 9 | 11 | 87 | 288 | 375 | 1 | 9 | 10 | 0 | 11 | 11 | 64 | 179 | 243 |
| 05 | 1,141 | 7 | 17 | 24 | 145 | 500 | 645 | 5 | 8 | 13 | 3 | 20 | 23 | 94 | 299 | 393 |
| 06 | 1,511 | 9 | 40 | 49 | 162 | 585 | 747 | 5 | 15 | 20 | 4 | 42 | 46 | 141 | 433 | 574 |
| 07 | 1,546 | 6 | 20 | 26 | 201 | 647 | 848 | 2 | 23 | 25 | 3 | 36 | 39 | 127 | 401 | 528 |
| 08 | 1,404 | 4 | 23 | 27 | 228 | 514 | 742 | 7 | 10 | 17 | 6 | 31 | 37 | 144 | 370 | 514 |
| 09 | 1,456 | 7 | 20 | 27 | 191 | 502 | 693 | 5 | 10 | 15 | 10 | 30 | 40 | 195 | 414 | 609 |
| 10 | 864 | 3 | 14 | 17 | 95 | 327 | 422 | 5 | 5 | 10 | 3 | 19 | 22 | 72 | 276 | 348 |
| 11 | 1,151 | 4 | 19 | 23 | 134 | 421 | 555 | 1 | 7 | 8 | 7 | 26 | 33 | 121 | 340 | 461 |
| 12 | 951 | 5 | 9 | 14 | 148 | 366 | 514 | 3 | 6 | 9 | 4 | 23 | 27 | 143 | 191 | 334 |
| 13 | 575 | 4 | 9 | 13 | 82 | 210 | 292 | 0 | 3 | 3 | 5 | 17 | 22 | 50 | 162 | 212 |
| 14 | 875 | 8 | 14 | 22 | 108 | 346 | 454 | 1 | 10 | 11 | 5 | 14 | 19 | 104 | 227 | 331 |
| 15 | 1,338 | 5 | 16 | 21 | 207 | 624 | 831 | 2 | 7 | 9 | 4 | 26 | 30 | 152 | 244 | 396 |
| | 17,332 | 80 | 274 | 354 | 2,251 | 7,017 | 9,268 | 46 | 153 | 199 | 71 | 377 | 448 | 1,740 | 4,513 | 6,253 |

## SHELBY TOWNSHIP

| | POLL BOOK TOTALS | Chris Graveline (NPA) AV | Chris Graveline (NPA) Elec Day | Chris Graveline (NPA) TOTAL | Dana Nessel (DEM) AV | Dana Nessel (DEM) Elec Day | Dana Nessel (DEM) TOTAL | Gerald T. Van Sickle (UST) AV | Gerald T. Van Sickle (UST) Elec Day | Gerald T. Van Sickle (UST) TOTAL | Lisa Lane Gioia (LIB) AV | Lisa Lane Gioia (LIB) Elec Day | Lisa Lane Gioia (LIB) TOTAL | Tom Leonard (REP) AV | Tom Leonard (REP) Elec Day | Tom Leonard (REP) TOTAL |
|---|---|---|---|---|---|---|---|---|---|---|---|---|---|---|---|---|
| 01 | 1,740 | 9 | 14 | 23 | 194 | 307 | 501 | 6 | 3 | 9 | 4 | 20 | 24 | 405 | 704 | 1,109 |
| 02 | 1,457 | 7 | 22 | 29 | 124 | 353 | 477 | 3 | 5 | 8 | 3 | 31 | 34 | 299 | 546 | 845 |
| 03 | 720 | 4 | 12 | 16 | 56 | 195 | 251 | 1 | 3 | 4 | 1 | 25 | 26 | 74 | 314 | 388 |
| 04 | 1,187 | 4 | 13 | 17 | 125 | 239 | 364 | 1 | 5 | 6 | 5 | 14 | 19 | 281 | 453 | 734 |

| | | | | | | | | | | | | | | | | | |
|---|---|---|---|---|---|---|---|---|---|---|---|---|---|---|---|---|---|
| 05 | 842 | 8 | 3 | **11** | 126 | 273 | **399** | 1 | 1 | **2** | 1 | 7 | **8** | 145 | 243 | **388** |
| 06 | 968 | 4 | 14 | **18** | 74 | 350 | **424** | 3 | 4 | **7** | 2 | 22 | **24** | 78 | 372 | **450** |
| 07 | 1,197 | 9 | 17 | **26** | 159 | 250 | **409** | 4 | 3 | **7** | 2 | 20 | **22** | 271 | 431 | **702** |
| 08 | 636 | 2 | 7 | **9** | 68 | 141 | **209** | 5 | 0 | **5** | 1 | 11 | **12** | 118 | 257 | **375** |
| 09 | 803 | 1 | 11 | **12** | 60 | 337 | **397** | 1 | 9 | **10** | 3 | 17 | **20** | 61 | 281 | **342** |
| 10 | 965 | 1 | 11 | **12** | 133 | 200 | **333** | 1 | 4 | **5** | 6 | 9 | **15** | 161 | 390 | **551** |
| 11 | 1,267 | 3 | 17 | **20** | 146 | 355 | **501** | 5 | 5 | **10** | 4 | 22 | **26** | 191 | 465 | **656** |
| 12 | 879 | 3 | 7 | **10** | 68 | 186 | **254** | 0 | 5 | **5** | 1 | 8 | **9** | 202 | 349 | **551** |
| 13 | 680 | 3 | 8 | **11** | 82 | 137 | **219** | 1 | 2 | **3** | 1 | 8 | **9** | 155 | 251 | **406** |
| 14 | 1,391 | 4 | 11 | **15** | 142 | 323 | **465** | 2 | 6 | **8** | 2 | 25 | **27** | 239 | 591 | **830** |
| 15 | 1,393 | 3 | 16 | **19** | 169 | 330 | **499** | 1 | 3 | **4** | 6 | 21 | **27** | 255 | 523 | **778** |
| 16 | 1,798 | 6 | 11 | **17** | 226 | 319 | **545** | 1 | 1 | **2** | 5 | 9 | **14** | 459 | 699 | **1,158** |
| 17 | 1,487 | 1 | 18 | **19** | 126 | 358 | **484** | 0 | 6 | **6** | 5 | 15 | **20** | 243 | 661 | **904** |
| 18 | 1,084 | 1 | 10 | **11** | 178 | 245 | **423** | 5 | 4 | **9** | 3 | 25 | **28** | 216 | 354 | **570** |
| 19 | 984 | 6 | 12 | **18** | 79 | 239 | **318** | 2 | 2 | **4** | 4 | 16 | **20** | 240 | 356 | **596** |
| 20 | 772 | 4 | 3 | **7** | 103 | 196 | **299** | 4 | 7 | **11** | 1 | 7 | **8** | 139 | 281 | **420** |
| 21 | 739 | 0 | 20 | **20** | 41 | 370 | **411** | 1 | 10 | **11** | 4 | 21 | **25** | 34 | 202 | **236** |
| 22 | 1,810 | 8 | 7 | **15** | 251 | 308 | **559** | 2 | 2 | **4** | 6 | 14 | **20** | 488 | 678 | **1,166** |
| 23 | 1,595 | 5 | 11 | **16** | 122 | 305 | **427** | 3 | 2 | **5** | 2 | 27 | **29** | 420 | 628 | **1,048** |
| 24 | 1,861 | 6 | 13 | **19** | 215 | 311 | **526** | 3 | 3 | **6** | 3 | 14 | **17** | 505 | 720 | **1,225** |
| 25 | 1,344 | 4 | 11 | **15** | 174 | 307 | **481** | 1 | 4 | **5** | 1 | 10 | **11** | 335 | 457 | **792** |
| 26 | 1,172 | 8 | 17 | **25** | 221 | 253 | **474** | 5 | 3 | **8** | 3 | 16 | **19** | 278 | 325 | **603** |
| 27 | 1,326 | 6 | 9 | **15** | 184 | 386 | **570** | 1 | 5 | **6** | 3 | 15 | **18** | 216 | 452 | **668** |
| 28 | 1,403 | 4 | 8 | **12** | 292 | 259 | **551** | 6 | 3 | **9** | 9 | 10 | **19** | 403 | 354 | **757** |
| 29 | 859 | 0 | 7 | **7** | 87 | 203 | **290** | 1 | 2 | **3** | 0 | 9 | **9** | 143 | 375 | **518** |
| 30 | 1,063 | 6 | 8 | **14** | 138 | 256 | **394** | 1 | 1 | **2** | 6 | 21 | **27** | 216 | 369 | **585** |
| | **35,422** | **130** | **348** | **478** | **4,163** | **8,291** | **12,454** | **71** | **113** | **184** | **97** | **489** | **586** | **7,270** | **13,081** | **20,351** |

| | POLL BOOK TOTALS | Chris **Graveline** (NPA) | | | Dana **Nessel** (DEM) | | | Gerald T. **Van Sickle** (UST) | | | Lisa Lane **Gioia** (LIB) | | | Tom **Leonard** (REP) | | |
|---|---|---|---|---|---|---|---|---|---|---|---|---|---|---|---|---|
| | | AV | Elec Day | TOTAL | AV | Elec Day | TOTAL | AV | Elec Day | TOTAL | AV | Elec Day | TOTAL | AV | Elec Day | TOTAL |
| **ST. CLAIR SHORES** | | | | | | | | | | | | | | | | |
| 01 | 1,882 | 5 | 15 | **20** | 327 | 482 | **809** | 3 | 2 | **5** | 10 | 19 | **29** | 411 | 524 | **935** |
| 02 | 1,666 | 6 | 20 | **26** | 328 | 469 | **797** | 8 | 5 | **13** | 4 | 17 | **21** | 308 | 428 | **736** |
| 03 | 1,600 | 9 | 32 | **41** | 217 | 577 | **794** | 1 | 6 | **7** | 4 | 43 | **47** | 189 | 461 | **650** |
| 04 | 1,569 | 3 | 13 | **16** | 233 | 534 | **767** | 7 | 7 | **14** | 4 | 34 | **38** | 264 | 415 | **679** |
| 05 | 1,452 | 4 | 21 | **25** | 186 | 554 | **740** | 6 | 5 | **11** | 6 | 37 | **43** | 129 | 449 | **578** |
| 06 | 1,434 | 8 | 23 | **31** | 216 | 664 | **880** | 2 | 5 | **7** | 3 | 23 | **26** | 183 | 265 | **448** |
| 07 | 912 | 7 | 17 | **24** | 120 | 359 | **479** | 0 | 5 | **5** | 1 | 19 | **20** | 100 | 248 | **348** |
| 08 | 1,303 | 5 | 11 | **16** | 179 | 381 | **560** | 7 | 9 | **16** | 4 | 20 | **24** | 209 | 419 | **628** |
| 09 | 842 | 4 | 14 | **18** | 134 | 240 | **374** | 6 | 5 | **11** | 7 | 15 | **22** | 135 | 255 | **390** |
| 10 | 1,587 | 6 | 18 | **24** | 198 | 556 | **754** | 2 | 8 | **10** | 6 | 32 | **38** | 215 | 486 | **701** |
| 11 | 664 | 7 | 7 | **14** | 80 | 198 | **278** | 0 | 4 | **4** | 2 | 12 | **14** | 102 | 217 | **319** |
| 12 | 1,585 | 11 | 27 | **38** | 258 | 416 | **674** | 3 | 6 | **9** | 9 | 25 | **34** | 289 | 470 | **759** |
| 13 | 1,896 | 10 | 16 | **26** | 299 | 410 | **709** | 3 | 5 | **8** | 1 | 18 | **19** | 421 | 635 | **1,056** |
| 14 | 637 | 2 | 14 | **16** | 95 | 182 | **277** | 2 | 5 | **7** | 3 | 12 | **15** | 88 | 208 | **296** |
| 15 | 1,565 | 6 | 9 | **15** | 237 | 498 | **735** | 1 | 4 | **5** | 2 | 29 | **31** | 206 | 493 | **699** |
| 16 | 1,466 | 8 | 14 | **22** | 207 | 410 | **617** | 4 | 7 | **11** | 4 | 27 | **31** | 227 | 485 | **712** |
| 17 | 1,641 | 6 | 15 | **21** | 244 | 444 | **688** | 4 | 5 | **9** | 4 | 24 | **28** | 305 | 517 | **822** |
| 18 | 1,291 | 10 | 21 | **31** | 196 | 338 | **534** | 2 | 8 | **10** | 2 | 15 | **17** | 208 | 408 | **616** |
| 19 | 1,063 | 6 | 13 | **19** | 153 | 275 | **428** | 3 | 7 | **10** | 6 | 15 | **21** | 190 | 342 | **532** |

| | | | | | | | | | | | | | | | | | |
|---|---|---|---|---|---|---|---|---|---|---|---|---|---|---|---|---|---|
| 20 | 760 | 4 | 6 | **10** | 117 | 224 | **341** | 2 | 6 | **8** | 2 | 13 | **15** | 136 | 217 | **353** |
| 21 | 1,195 | 5 | 26 | **31** | 146 | 384 | **530** | 5 | 6 | **11** | 6 | 11 | **17** | 191 | 343 | **534** |
| 22 | 959 | 6 | 15 | **21** | 126 | 239 | **365** | 2 | **4** | **6** | 4 | 16 | **20** | 151 | 353 | **504** |
| 23 | 1,279 | 5 | 14 | **19** | 166 | 376 | **542** | 3 | 10 | **13** | **4** | 23 | **27** | 204 | 399 | **603** |
| | **30,248** | **143** | **381** | **524** | **4,462** | **9,210** | **13,672** | **76** | **134** | **210** | **98** | **499** | **597** | **4,861** | **9,037** | **13,898** |

| | POLL BOOK TOTALS | Chris **Graveline** (NPA) | | | Dana **Nessel** (DEM) | | | Gerald T. **Van Sickle** (UST) | | | Lisa Lane **Gioia** (LIB) | | | Tom **Leonard** (REP) | | |
|---|---|---|---|---|---|---|---|---|---|---|---|---|---|---|---|---|
| | | AV | Elec Day | TOTAL | AV | Elec Day | TOTAL | AV | Elec Day | TOTAL | AV | Elec Day | TOTAL | AV | Elec Day | TOTAL |
| **STERLING HEIGHTS** | | | | | | | | | | | | | | | | |
| 01 | 833 | 1 | 12 | **13** | 93 | 359 | **452** | 0 | 7 | **7** | 2 | 11 | **13** | 77 | 243 | **320** |
| 02 | 1,330 | 1 | 9 | **10** | 154 | 525 | **679** | 3 | 7 | **10** | 0 | 13 | **13** | 160 | 410 | **570** |
| 03 | 1,454 | 6 | 15 | **21** | 203 | 592 | **795** | 2 | 6 | **8** | 4 | 21 | **25** | 196 | 353 | **549** |
| 04 | 1,714 | 6 | 16 | **22** | 224 | 629 | **853** | 2 | 14 | **16** | 5 | 29 | **34** | 232 | 490 | **722** |
| 05 | 1,577 | 4 | 24 | **28** | 200 | 602 | **802** | 2 | 9 | **11** | 2 | 24 | **26** | 202 | 434 | **636** |
| 06 | 853 | 2 | 10 | **12** | 98 | 253 | **351** | 1 | 2 | **3** | 1 | 10 | **11** | 147 | 298 | **445** |
| 07 | 1,317 | 6 | 10 | **16** | 155 | 413 | **568** | 1 | 11 | **12** | 6 | 32 | **38** | 190 | **444** | **634** |
| 08 | 1,002 | 6 | 7 | **13** | 102 | 351 | **453** | 0 | 2 | **2** | 5 | 24 | **29** | 132 | 344 | **476** |
| 09 | 559 | 2 | 6 | **8** | 56 | 173 | **229** | 4 | 5 | **9** | 3 | 9 | **12** | 78 | 196 | **274** |
| 10 | 1,302 | 3 | 12 | **15** | 170 | 411 | **581** | 3 | 3 | **6** | 7 | 13 | **20** | 218 | 407 | **625** |
| 11 | 779 | 4 | 8 | **12** | 103 | 257 | **360** | 3 | **4** | **7** | 1 | 11 | **12** | 118 | 244 | **362** |
| 12 | 1,430 | 3 | 10 | **13** | 203 | 441 | **644** | 5 | 12 | **17** | 3 | 27 | **30** | 247 | 417 | **664** |
| 13 | 850 | 1 | 8 | **9** | 102 | 329 | **431** | 0 | 3 | **3** | 2 | 9 | **11** | 119 | 246 | **365** |
| 14 | 753 | 2 | 3 | **5** | 119 | 297 | **416** | 1 | 2 | **3** | 2 | 9 | **11** | 82 | 208 | **290** |
| 15 | 797 | 1 | 6 | 7 | 84 | 226 | **310** | 0 | 7 | **7** | 8 | 7 | **15** | 124 | 303 | **427** |
| 16 | 812 | 4 | 7 | **11** | 103 | 282 | **385** | 0 | 6 | **6** | 3 | 6 | **9** | 110 | 264 | **374** |
| 17 | 826 | 2 | 9 | **11** | 111 | 243 | **354** | 3 | 2 | **5** | 3 | 11 | **14** | 121 | 280 | **401** |
| 18 | 1,296 | 5 | 13 | **18** | 162 | 422 | **584** | **4** | 3 | **7** | 1 | 23 | **24** | 193 | 407 | **600** |
| 19 | 1,476 | 6 | 19 | **25** | 198 | 519 | **717** | 3 | 8 | **11** | 1 | 27 | **28** | 191 | 432 | **623** |
| 20 | 1,260 | 5 | 20 | **25** | 156 | 403 | **559** | 6 | 7 | **13** | 4 | 22 | **26** | 161 | 407 | **568** |
| 21 | 780 | 1 | 11 | **12** | 75 | 276 | **351** | 1 | 5 | **6** | 2 | 18 | **20** | 92 | 267 | **359** |
| 22 | 926 | 3 | 9 | **12** | 112 | 285 | **397** | 5 | 6 | **11** | 1 | 12 | **13** | 129 | 329 | **458** |
| 23 | 926 | 2 | 11 | **13** | 104 | 276 | **380** | 3 | 3 | **6** | 2 | 11 | **13** | 131 | 342 | **473** |
| 24 | 946 | 2 | 5 | **7** | 92 | 310 | **402** | 4 | 7 | **11** | 1 | 21 | **22** | 95 | 365 | **460** |
| 25 | 1,598 | 6 | 27 | **33** | 201 | 475 | **676** | 1 | 12 | **13** | 3 | 24 | **27** | 247 | 537 | **784** |
| 26 | 1,478 | **4** | 12 | **16** | 161 | 347 | **508** | 1 | **4** | **5** | 3 | 19 | **22** | 261 | 596 | **857** |
| 27 | 1,355 | 2 | 21 | **23** | 157 | 406 | **563** | 0 | 9 | **9** | 3 | 23 | **26** | 182 | 493 | **675** |
| 28 | 1,121 | 2 | 15 | **17** | 147 | 310 | **457** | 3 | 6 | **9** | **4** | 17 | **21** | 200 | 379 | **579** |
| 29 | 1,083 | 7 | 10 | **17** | 126 | 296 | **422** | 5 | 6 | **11** | 5 | 16 | **21** | 155 | 407 | **562** |
| 30 | 682 | 2 | 4 | **6** | 96 | 234 | **330** | 0 | 6 | **6** | 2 | 12 | **14** | 82 | 213 | **295** |
| 31 | 696 | 1 | 10 | **11** | 65 | 272 | **337** | 1 | 1 | **2** | 1 | 10 | **11** | 51 | 262 | **313** |
| 32 | 495 | 1 | 10 | **11** | 37 | 208 | **245** | 2 | 11 | **13** | 1 | 13 | **14** | 15 | 175 | **190** |
| 33 | 951 | 7 | 12 | **19** | 169 | 232 | **401** | 0 | 1 | **1** | 6 | 10 | **16** | 184 | 288 | **472** |
| 34 | 1,276 | 2 | 21 | **23** | 144 | 386 | **530** | 2 | 4 | **6** | 8 | 14 | **22** | 179 | 469 | **648** |
| 35 | 850 | 1 | 17 | **18** | 71 | 292 | **363** | 3 | 15 | **18** | 0 | 27 | **27** | 51 | 337 | **388** |
| 36 | 1,380 | 2 | 17 | **19** | 225 | 335 | **560** | 2 | 3 | **5** | 7 | 24 | **31** | 218 | 479 | **697** |
| 37 | 1,320 | 4 | 17 | **21** | 186 | 452 | **638** | 2 | 4 | **6** | 3 | 19 | **22** | 182 | 385 | **567** |
| 38 | 1,475 | 6 | 11 | **17** | 244 | 495 | **739** | **4** | 7 | **11** | 8 | 21 | **29** | 266 | 360 | **626** |
| 39 | 1,117 | 1 | 15 | **16** | 123 | 369 | **492** | 0 | 7 | **7** | 4 | 20 | **24** | 106 | 429 | **535** |
| 40 | 595 | 2 | 6 | 8 | 46 | 180 | **226** | 1 | 2 | **3** | 2 | 15 | **17** | 57 | 242 | **299** |
| 41 | 851 | 3 | 13 | **16** | 82 | 286 | **368** | 0 | 3 | **3** | 0 | 14 | **14** | 82 | 306 | **388** |

| | | | | | | | | | | | | | | | | | |
|---|---|---|---|---|---|---|---|---|---|---|---|---|---|---|---|---|---|
| 42 | 1,056 | 6 | 12 | **18** | 142 | 258 | **400** | 5 | 0 | **5** | 0 | 12 | **12** | 194 | 391 | **585** |
| 43 | 1,790 | 6 | 6 | **12** | 299 | 406 | **705** | 4 | 4 | **8** | 9 | 19 | **28** | 412 | 554 | **966** |
| 44 | 1,074 | 3 | 8 | **11** | 178 | 245 | **423** | 2 | 4 | **6** | 7 | 9 | **16** | 244 | 334 | **578** |
| 45 | 1,351 | 1 | 15 | **16** | 173 | 443 | **616** | 6 | 3 | **9** | 1 | 15 | **16** | 214 | 453 | **667** |
| | **49,392** | **147** | **539** | **686** | **6,251** | **15,801** | **22,052** | **100** | **253** | **353** | **146** | **753** | **899** | **7,127** | **16,219** | **23,346** |

| POLL BOOK TOTALS | Chris **Graveline** (NPA) | | | Dana **Nessel** (DEM) | | | Gerald T. **Van Sickle** (UST) | | | Lisa Lane **Gioia** (LIB) | | | Tom **Leonard** (REP) | | |
|---|---|---|---|---|---|---|---|---|---|---|---|---|---|---|---|
| | AV | Elec Day | TOTAL | AV | Elec Day | TOTAL | AV | Elec Day | TOTAL | AV | Elec Day | TOTAL | AV | Elec Day | TOTAL |
| **UTICA** | | | | | | | | | | | | | | | |
| 01 427 | 1 | 8 | **9** | 38 | 154 | **192** | 0 | 7 | **7** | 0 | 16 | **16** | 30 | 152 | **182** |
| 02 807 | 2 | 15 | **17** | 68 | 207 | **275** | 3 | 6 | **9** | 0 | 13 | **13** | 115 | 328 | **443** |
| 03 903 | 0 | 8 | **8** | 100 | 320 | **420** | 4 | 10 | **14** | 4 | 15 | **19** | 117 | 287 | **404** |
| **2,137** | **3** | **31** | **34** | **206** | **681** | **887** | **7** | **23** | **30** | **4** | **44** | **48** | **262** | **767** | **1,029** |

| POLL BOOK TOTALS | Chris **Graveline** (NPA) | | | Dana **Nessel** (DEM) | | | Gerald T. **Van Sickle** (UST) | | | Lisa Lane **Gioia** (LIB) | | | Tom **Leonard** (REP) | | |
|---|---|---|---|---|---|---|---|---|---|---|---|---|---|---|---|
| | AV | Elec Day | TOTAL | AV | Elec Day | TOTAL | AV | Elec Day | TOTAL | AV | Elec Day | TOTAL | AV | Elec Day | TOTAL |
| **WARREN** | | | | | | | | | | | | | | | |
| 01 1,332 | 10 | 16 | **26** | 116 | 777 | **893** | 3 | 23 | **26** | 1 | 40 | **41** | 78 | 238 | **316** |
| 03 1,156 | 3 | 16 | **19** | 110 | 676 | **786** | 2 | 9 | **11** | 5 | 21 | **26** | 53 | 218 | **271** |
| 04 888 | 1 | 12 | **13** | 68 | 460 | **528** | 2 | 7 | **9** | 3 | 11 | **14** | 53 | 234 | **287** |
| 05 780 | 4 | 10 | **14** | 95 | 391 | **486** | 1 | 6 | **7** | 8 | 16 | **24** | 54 | 168 | **222** |
| 06 1,050 | 1 | 15 | **16** | 112 | 492 | **604** | 1 | 7 | **8** | 9 | 22 | **31** | 86 | 261 | **347** |
| 07 690 | 1 | 14 | **15** | 50 | 405 | **455** | 0 | 12 | **12** | 1 | 24 | **25** | 34 | 126 | **160** |
| 08 774 | 3 | 15 | **18** | 58 | 478 | **536** | 2 | 16 | **18** | 3 | 15 | **18** | 33 | 126 | **159** |
| 09 862 | 5 | 16 | **21** | 55 | 485 | **540** | 1 | 6 | **7** | 1 | 30 | **31** | 42 | 191 | **233** |
| 10 688 | 2 | 15 | **17** | 50 | 446 | **496** | 1 | 7 | **8** | 2 | 19 | **21** | 20 | 107 | **127** |
| 11 15 | 0 | 1 | **1** | 1 | 7 | **8** | 0 | 0 | **0** | 0 | 0 | **0** | 1 | 5 | **6** |
| 12 499 | 2 | 8 | **10** | 50 | 270 | **320** | 1 | 8 | **9** | 3 | 14 | **17** | 20 | 111 | **131** |
| 13 306 | 0 | 8 | **8** | 31 | 122 | **153** | 1 | 5 | **6** | 0 | 10 | **10** | 27 | 91 | **118** |
| 14 1,240 | 5 | 11 | **16** | 130 | 642 | **772** | 2 | 8 | **10** | 3 | 14 | **17** | 106 | 278 | **384** |
| 15 1,359 | 3 | 18 | **21** | 136 | 752 | **888** | 5 | 15 | **20** | 5 | 25 | **30** | 62 | 290 | **352** |
| 17 943 | 3 | 19 | **22** | 116 | 389 | **505** | 2 | 5 | **7** | 7 | 27 | **34** | 83 | 243 | **326** |
| 18 329 | 0 | 1 | **1** | 26 | 195 | **221** | 1 | 3 | **4** | 1 | 10 | **11** | 15 | 68 | **83** |
| 19 899 | 6 | 10 | **16** | 94 | 413 | **507** | 1 | 6 | **7** | 2 | 6 | **8** | 58 | 261 | **319** |
| 20 1,228 | 5 | 29 | **34** | 170 | 497 | **667** | 6 | 12 | **18** | 6 | 21 | **27** | 125 | 308 | **433** |
| 22 1,243 | 2 | 11 | **13** | 138 | 487 | **625** | 3 | 9 | **12** | 3 | 29 | **32** | 121 | 381 | **502** |
| 23 1,004 | 6 | 8 | **14** | 162 | 383 | **545** | 1 | 10 | **11** | 11 | 17 | **28** | 108 | 263 | **371** |
| 24 446 | 2 | 6 | **8** | 48 | 171 | **219** | 0 | 4 | **4** | 0 | 9 | **9** | 37 | 149 | **186** |
| 25 715 | 5 | 10 | **15** | 65 | 270 | **335** | 0 | 3 | **3** | 2 | 12 | **14** | 66 | 246 | **312** |
| 26 539 | 0 | 9 | **9** | 56 | 320 | **376** | 0 | 6 | **6** | 1 | 6 | **7** | 27 | 94 | **121** |
| 27 1,899 | 7 | 27 | **34** | 257 | 625 | **882** | 8 | 8 | **16** | 7 | 39 | **46** | 260 | 584 | **844** |
| 28 1,585 | 5 | 20 | **25** | 265 | 624 | **889** | 6 | 5 | **11** | 9 | 26 | **35** | 184 | 374 | **558** |
| 31 1,416 | 6 | 10 | **16** | 262 | 514 | **776** | 5 | 12 | **17** | 6 | 21 | **27** | 189 | 339 | **528** |
| 32 1,231 | 6 | 11 | **17** | 163 | 413 | **576** | 5 | 13 | **18** | 3 | 21 | **24** | 170 | 375 | **545** |
| 33 1,350 | 5 | 9 | **14** | 168 | 436 | **604** | 4 | 10 | **14** | 2 | 20 | **22** | 194 | 425 | **619** |
| 34 696 | 0 | 6 | **6** | 63 | 331 | **394** | 2 | 7 | **9** | 3 | 15 | **18** | 67 | 171 | **238** |
| 35 1,271 | 11 | 14 | **25** | 191 | 514 | **705** | 3 | 13 | **16** | 4 | 35 | **39** | 145 | 286 | **431** |
| 36 1,935 | 6 | 23 | **29** | 300 | 702 | **1,002** | 1 | 11 | **12** | 5 | 28 | **33** | 263 | 532 | **795** |
| 38 1,625 | 4 | 13 | **17** | 232 | 742 | **974** | 4 | 4 | **8** | 8 | 32 | **40** | 146 | 388 | **534** |

| | | | | | | | | | | | | | | | | |
|---|---|---|---|---|---|---|---|---|---|---|---|---|---|---|---|---|
| 41 | 1,451 | 5 | 16 | **21** | 177 | 551 | **728** | 2 | 15 | **17** | 3 | 18 | **21** | 179 | 412 | **591** |
| 43 | 1,119 | 5 | 15 | **20** | 144 | 432 | **576** | 2 | 10 | **12** | 2 | 16 | **18** | 143 | 304 | **447** |
| 44 | 999 | 5 | 13 | **18** | 184 | 466 | **650** | 2 | 2 | **4** | 3 | 14 | **17** | 105 | 170 | **275** |
| 45 | 991 | 2 | 12 | **14** | 128 | 409 | **537** | 4 | 4 | **8** | 3 | 25 | **28** | 159 | 207 | **366** |
| 46 | 874 | 3 | 5 | **8** | 113 | 390 | **503** | 3 | 2 | **5** | 1 | 18 | **19** | 102 | 205 | **307** |
| 47 | 1,408 | 6 | 17 | **23** | 206 | 483 | **689** | 2 | 5 | **7** | 2 | 23 | **25** | 235 | 375 | **610** |
| 48 | 637 | 1 | 7 | **8** | 109 | 264 | **373** | 2 | 2 | **4** | 1 | 4 | **5** | 89 | 143 | **232** |
| 49 | 1,515 | 3 | 12 | **15** | 200 | 508 | **708** | 5 | 11 | **16** | 3 | 34 | **37** | 231 | 444 | **675** |
| 50 | 1,250 | 6 | 10 | **16** | 172 | 451 | **623** | 3 | 12 | **15** | 3 | 20 | **23** | 168 | 356 | **524** |
| 51 | 1,428 | 7 | 16 | **23** | 262 | 400 | **662** | 3 | 6 | **9** | 6 | 20 | **26** | 290 | 366 | **656** |
| 52 | 892 | 5 | 12 | **17** | 136 | 237 | **373** | 2 | 3 | **5** | 2 | 13 | **15** | 139 | 308 | **447** |
| 53 | 842 | 6 | 13 | **19** | 94 | 275 | **369** | 0 | 8 | **8** | 0 | 13 | **13** | 116 | 270 | **386** |
| 54 | 1,044 | 6 | 7 | **13** | 159 | 314 | **473** | 5 | 3 | **8** | 2 | 7 | **9** | 211 | 289 | **500** |
| 55 | 1,143 | 3 | 21 | **24** | 116 | 411 | **527** | 2 | 8 | **10** | 4 | 20 | **24** | 123 | 393 | **516** |
| 56 | 578 | 3 | 3 | **6** | 84 | 201 | **285** | 0 | 4 | **4** | 2 | 9 | **11** | 76 | 175 | **251** |
| 57 | 1,039 | 0 | 11 | **11** | 111 | 378 | **489** | 2 | 9 | **11** | 1 | 22 | **23** | 117 | 347 | **464** |
| 58 | 1,544 | 6 | 17 | **23** | 221 | 473 | **694** | 3 | 13 | **16** | 5 | 27 | **32** | 233 | 473 | **706** |
| | **50,747** | **191** | **618** | **809** | **6,454** | **21,072** | **27,526** | **116** | **387** | **503** | **167** | **938** | **1,105** | **5,643** | **13,168** | **18,811** |

| | POLL BOOK TOTALS | Chris **Graveline** (NPA) | | | Dana **Nessel** (DEM) | | | Gerald T. **Van Sickle** (UST) | | | Lisa Lane **Gioia** (LIB) | | | Tom **Leonard** (REP) | | |
|---|---|---|---|---|---|---|---|---|---|---|---|---|---|---|---|---|
| | | AV | Elec Day | TOTAL | AV | Elec Day | TOTAL | AV | Elec Day | TOTAL | AV | Elec Day | TOTAL | AV | Elec Day | TOTAL |
| **WASHINGTON TOWNSHIP** | | | | | | | | | | | | | | | | |
| 01 | 829 | 3 | 14 | **17** | 86 | 223 | **309** | 1 | 7 | **8** | 2 | 13 | **15** | 112 | 312 | **424** |
| 02 | 1,643 | 9 | 11 | **20** | 211 | 276 | **487** | 10 | 2 | **12** | 13 | 21 | **34** | 407 | 625 | **1,032** |
| 03 | 1,480 | 7 | 8 | **15** | 153 | 281 | **434** | 2 | 6 | **8** | 6 | 17 | **23** | 326 | 620 | **946** |
| 04 | 1,151 | 2 | 19 | **21** | 115 | 280 | **395** | 2 | 8 | **10** | 1 | 23 | **24** | 151 | 485 | **636** |
| 05 | 1,463 | 2 | 11 | **13** | 130 | 241 | **371** | 0 | 6 | **6** | 4 | 22 | **26** | 344 | 636 | **980** |
| 06 | 2,195 | 9 | 9 | **18** | 291 | 264 | **555** | 5 | 4 | **9** | 5 | 18 | **23** | 719 | 789 | **1,508** |
| 07 | 1,557 | 1 | 6 | **7** | 154 | 255 | **409** | 5 | 3 | **8** | 6 | 22 | **28** | 383 | 676 | **1,059** |
| 08 | 1,314 | 5 | 11 | **16** | 159 | 230 | **389** | 1 | 8 | **9** | 4 | 19 | **23** | 293 | 516 | **809** |
| 09 | 759 | 4 | 9 | **13** | 69 | 114 | **183** | 0 | 4 | **4** | 5 | 12 | **17** | 131 | 367 | **498** |
| 10 | 1,081 | 4 | 9 | **13** | 103 | 236 | **339** | 1 | 2 | **3** | 2 | 7 | **9** | 189 | 482 | **671** |
| | **13,472** | **46** | **107** | **153** | **1,471** | **2,400** | **3,871** | **27** | **50** | **77** | **48** | **174** | **222** | **3,055** | **5,508** | **8,563** |
| **TOTALS** | | | | | | | | | | | | | | | | |
| | **365,489** | **1,307** | **4,109** | **5,416** | **46,585** | **115,930** | **162,515** | **790** | **2,021** | **2,811** | **1,120** | **5,824** | **6,944** | **55,653** | **116,482** | **172,135** |

☐ Yellow in the TOTALS column means precinct hasn't reported
N/A indicates **AV** (Absentee) results are included in **Elec Day** results




# United States Senator

## One 6-year term

Official results, updated **November 20, 2:34 PM**

Race List | Race Summary | Race Details | **Race Details (Printer Friendly)**

| | POLL BOOK TOTALS | Debbie **Stabenow** (DEM) | | | George E. **Huffman III** (UST) | | | John Howard **Wilhelm** (NLP) | | | John **James** (REP) | | | Marcia **Squier** (GRN) | | |
|---|---|---|---|---|---|---|---|---|---|---|---|---|---|---|---|---|
| | | AV | Elec Day | TOTAL | AV | Elec Day | TOTAL | AV | Elec Day | TOTAL | AV | Elec Day | TOTAL | AV | Elec Day | TOTAL |
| **ARMADA TOWNSHIP** | | | | | | | | | | | | | | | | |
| 01 | 1,617 | 206 | 378 | **584** | 4 | 10 | **14** | 4 | 3 | **7** | 295 | 667 | **962** | 2 | 11 | **13** |
| 02 | 1,081 | 146 | 212 | **358** | 2 | 2 | **4** | 0 | 0 | **0** | 145 | 545 | **690** | 0 | 2 | **2** |
| | **2,698** | **352** | **590** | **942** | **6** | **12** | **18** | **4** | **3** | **7** | **440** | **1,212** | **1,652** | **2** | **13** | **15** |

| | POLL BOOK TOTALS | Debbie **Stabenow** (DEM) | | | George E. **Huffman III** (UST) | | | John Howard **Wilhelm** (NLP) | | | John **James** (REP) | | | Marcia **Squier** (GRN) | | |
|---|---|---|---|---|---|---|---|---|---|---|---|---|---|---|---|---|
| | | AV | Elec Day | TOTAL | AV | Elec Day | TOTAL | AV | Elec Day | TOTAL | AV | Elec Day | TOTAL | AV | Elec Day | TOTAL |
| **BRUCE TOWNSHIP** | | | | | | | | | | | | | | | | |
| 01 | 891 | 128 | 267 | **395** | 0 | 0 | **0** | 0 | 2 | **2** | 118 | 350 | **468** | 2 | 7 | **9** |
| 02 | 1,627 | 187 | 332 | **519** | 3 | 3 | **6** | 2 | 2 | **4** | 303 | 775 | **1,078** | 0 | 3 | **3** |
| 03 | 986 | 123 | 205 | **328** | 3 | 6 | **9** | 2 | 5 | **7** | 180 | 441 | **621** | 0 | 7 | **7** |
| 04 | 1,140 | 112 | 228 | **340** | 0 | 2 | **2** | 0 | 2 | **2** | 218 | 562 | **780** | 2 | 4 | **6** |
| | **4,644** | **550** | **1,032** | **1,582** | **6** | **11** | **17** | **4** | **11** | **15** | **819** | **2,128** | **2,947** | **4** | **21** | **25** |

| | POLL BOOK TOTALS | Debbie **Stabenow** (DEM) | | | George E. **Huffman III** (UST) | | | John Howard **Wilhelm** (NLP) | | | John **James** (REP) | | | Marcia **Squier** (GRN) | | |
|---|---|---|---|---|---|---|---|---|---|---|---|---|---|---|---|---|
| | | AV | Elec Day | TOTAL | AV | Elec Day | TOTAL | AV | Elec Day | TOTAL | AV | Elec Day | TOTAL | AV | Elec Day | TOTAL |
| **CENTER LINE** | | | | | | | | | | | | | | | | |
| 01 | 762 | 95 | 309 | **404** | 0 | 3 | **3** | 0 | 6 | **6** | 66 | 265 | **331** | 1 | 6 | 7 |
| 02 | 585 | 141 | 221 | **362** | 3 | 6 | **9** | 2 | 2 | **4** | 43 | 148 | **191** | 1 | 5 | **6** |
| 03 | 918 | 100 | 462 | **562** | 1 | 5 | **6** | 0 | 7 | **7** | 61 | 233 | **294** | 1 | 17 | **18** |
| 04 | 461 | 41 | 220 | **261** | 1 | 3 | 4 | 0 | 2 | **2** | 35 | 142 | **177** | 2 | 5 | **7** |
| 05 | 490 | 40 | 230 | **270** | 1 | 1 | **2** | 0 | 4 | 4 | 26 | 170 | **196** | 0 | 8 | **8** |
| | **3,216** | **417** | **1,442** | **1,859** | **6** | **18** | **24** | **2** | **21** | **23** | **231** | **958** | **1,189** | **5** | **41** | **46** |

| | POLL BOOK TOTALS | Debbie **Stabenow** (DEM) | | | George E. **Huffman III** (UST) | | | John Howard **Wilhelm** (NLP) | | | John **James** (REP) | | | Marcia **Squier** (GRN) | | |
|---|---|---|---|---|---|---|---|---|---|---|---|---|---|---|---|---|
| | | AV | Elec Day | TOTAL | AV | Elec Day | TOTAL | AV | Elec Day | TOTAL | AV | Elec Day | TOTAL | AV | Elec Day | TOTAL |
| **CHESTERFIELD TOWNSHIP** | | | | | | | | | | | | | | | | |
| 01 | 1,185 | 213 | 352 | **565** | 1 | 3 | **4** | 1 | 2 | **3** | 187 | 391 | **578** | 1 | 3 | **4** |
| 02 | 1,229 | 163 | 346 | **509** | 0 | 5 | **5** | 0 | 7 | **7** | 191 | 481 | **672** | 1 | 10 | **11** |
| 03 | 1,578 | 193 | 483 | **676** | 0 | 6 | **6** | 0 | 3 | **3** | 170 | 692 | **862** | 0 | 11 | **11** |
| 04 | 1,479 | 192 | 436 | **628** | 1 | 4 | **5** | 0 | 3 | **3** | 223 | 587 | **810** | 1 | 10 | **11** |
| 05 | 1,105 | 207 | 297 | **504** | 2 | 2 | 4 | 0 | 3 | **3** | 165 | 389 | **554** | 5 | 11 | **16** |
| 06 | 1,454 | 154 | 553 | **707** | 4 | 12 | **16** | 0 | 5 | **5** | 132 | 550 | **682** | 1 | 12 | **13** |

| | | | | | | | | | | | | | | | | | |
|---|---|---|---|---|---|---|---|---|---|---|---|---|---|---|---|---|---|
| 07 | 1,333 | 167 | 366 | **533** | 2 | 5 | **7** | 0 | 3 | **3** | 205 | 552 | **757** | 1 | 5 | **6** |
| 08 | 1,444 | 192 | 404 | **596** | 1 | 7 | **8** | 0 | 5 | **5** | 205 | 599 | **804** | 3 | 5 | **8** |
| 09 | 1,233 | 186 | 359 | **545** | 0 | 8 | **8** | 0 | 2 | **2** | 180 | 456 | **636** | 7 | 10 | **17** |
| 10 | 1,486 | 258 | 227 | **485** | 4 | 5 | **9** | 2 | 3 | **5** | 419 | 545 | **964** | 1 | 5 | **6** |
| 11 | 1,581 | 246 | 433 | **679** | 1 | 7 | **8** | 1 | 2 | **3** | 257 | 595 | **852** | 1 | 8 | **9** |
| 12 | 1,038 | 116 | 429 | **545** | 0 | 2 | **2** | 1 | 5 | **6** | 63 | 382 | **445** | 1 | 13 | **14** |
| 13 | 1,618 | 257 | 464 | **721** | 2 | 9 | **11** | 0 | 1 | **1** | 266 | 587 | **853** | 1 | 8 | **9** |
| 14 | 1,711 | 188 | 495 | **683** | 6 | 6 | **12** | 1 | 2 | **3** | 228 | 752 | **980** | 2 | 2 | **4** |
| | **19,474** | **2,732** | **5,644** | **8,376** | **24** | **81** | **105** | **6** | **46** | **52** | **2,891** | **7,558** | **10,449** | **26** | **113** | **139** |

| POLL BOOK TOTALS | Debbie **Stabenow** (DEM) | | | George E. **Huffman III** (UST) | | | John Howard **Wilhelm** (NLP) | | | John **James** (REP) | | | Marcia **Squier** (GRN) | | |
|---|---|---|---|---|---|---|---|---|---|---|---|---|---|---|---|
| | AV | Elec Day | TOTAL | AV | Elec Day | TOTAL | AV | Elec Day | TOTAL | AV | Elec Day | TOTAL | AV | Elec Day | TOTAL |
| **CLINTON TOWNSHIP** | | | | | | | | | | | | | | | |
| 01 | 912 | 220 | 243 | **463** | 1 | 5 | **6** | 1 | 4 | **5** | 166 | 249 | **415** | 1 | 1 | **2** |
| 02 | 417 | 57 | 142 | **199** | 1 | 1 | **2** | 0 | 1 | **1** | 66 | 140 | **206** | 0 | 4 | **4** |
| 03 | 1,018 | 143 | 448 | **591** | 0 | 8 | **8** | 0 | 3 | **3** | 75 | 303 | **378** | 2 | 14 | **16** |
| 04 | 277 | 59 | 89 | **148** | 0 | 1 | **1** | 0 | 2 | **2** | 51 | 72 | **123** | 0 | 1 | **1** |
| 05 | 780 | 124 | 571 | **695** | 0 | 5 | **5** | 0 | 1 | **1** | 7 | 58 | **65** | 1 | 4 | **5** |
| 06 | 1,012 | 205 | 435 | **640** | 2 | 3 | **5** | 1 | 1 | **2** | 119 | 223 | **342** | 0 | 5 | **5** |
| 07 | 482 | 72 | 172 | **244** | 0 | 3 | **3** | 0 | 3 | **3** | 65 | 156 | **221** | 0 | 2 | **2** |
| 08 | 822 | 120 | 321 | **441** | 1 | 2 | **3** | 2 | 4 | **6** | 99 | 256 | **355** | 3 | 6 | **9** |
| 09 | 564 | 80 | 191 | **271** | 0 | 5 | **5** | 1 | 1 | **2** | 63 | 201 | **264** | 0 | 5 | **5** |
| 10 | 836 | 141 | 208 | **349** | 1 | 2 | **3** | 0 | 1 | **1** | 182 | 292 | **474** | 0 | 5 | **5** |
| 11 | 897 | 115 | 439 | **554** | 0 | 10 | **10** | 1 | 5 | **6** | 76 | 221 | **297** | 0 | 16 | **16** |
| 12 | 468 | 76 | 186 | **262** | 0 | 4 | **4** | 0 | 1 | **1** | 43 | 147 | **190** | 0 | 4 | **4** |
| 13 | 1,046 | 116 | 449 | **565** | 2 | 9 | **11** | 0 | 8 | **8** | 88 | 332 | **420** | 0 | 20 | **20** |
| 14 | 386 | 47 | 109 | **156** | 0 | 2 | **2** | 0 | 1 | **1** | 46 | 166 | **212** | 1 | 8 | **9** |
| 15 | 744 | 99 | 250 | **349** | 0 | 3 | **3** | 0 | 3 | **3** | 77 | 286 | **363** | 1 | 12 | **13** |
| 16 | 1,021 | 224 | 312 | **536** | 3 | 5 | **8** | 2 | 2 | **4** | 189 | 261 | **450** | 2 | 5 | **7** |
| 17 | 786 | 132 | 258 | **390** | 1 | 7 | **8** | 0 | 2 | **2** | 94 | 263 | **357** | 1 | 17 | **18** |
| 18 | 853 | 164 | 232 | **396** | 3 | 5 | **8** | 1 | 1 | **2** | 129 | 293 | **422** | 1 | 7 | **8** |
| 19 | 903 | 204 | 168 | **372** | 0 | 3 | **3** | 3 | 1 | **4** | 237 | 269 | **506** | 0 | 3 | **3** |
| 20 | 229 | 7 | 179 | **186** | 0 | 3 | **3** | 0 | 3 | **3** | 0 | 35 | **35** | 0 | 0 | **0** |
| 21 | 535 | 146 | 200 | **346** | 0 | 4 | **4** | 0 | 1 | **1** | 53 | 120 | **173** | 0 | 5 | **5** |
| 22 | 1,073 | 198 | 550 | **748** | 0 | 2 | **2** | 0 | 4 | **4** | 97 | 201 | **298** | 1 | 8 | **9** |
| 23 | 1,288 | 227 | 414 | **641** | 0 | 0 | **0** | 0 | 0 | **0** | 227 | 384 | **611** | 0 | 10 | **10** |
| 24 | 747 | 136 | 217 | **353** | 0 | 2 | **2** | 0 | 2 | **2** | 125 | 255 | **380** | 0 | 4 | **4** |
| 25 | 885 | 162 | 331 | **493** | 0 | 9 | **9** | 0 | 5 | **5** | 100 | 251 | **351** | 0 | 11 | **11** |
| 26 | 1,061 | 156 | 341 | **497** | 1 | 6 | **7** | 1 | 2 | **3** | 218 | 315 | **533** | 2 | 7 | **9** |
| 27 | 915 | 197 | 181 | **378** | 0 | 2 | **2** | 0 | 2 | **2** | 211 | 301 | **512** | 1 | 6 | **7** |
| 28 | 914 | 143 | 504 | **647** | 3 | 6 | **9** | 0 | 7 | **7** | 50 | 166 | **216** | 3 | 15 | **18** |
| 29 | 1,249 | 267 | 313 | **580** | 1 | 4 | **5** | 0 | 2 | **2** | 218 | 420 | **638** | 2 | 3 | **5** |
| 30 | 941 | 166 | 391 | **557** | 1 | 4 | **5** | 0 | 2 | **2** | 111 | 251 | **362** | 0 | 7 | **7** |
| 31 | 1,136 | 165 | 441 | **606** | 0 | 4 | **4** | 1 | 6 | **7** | 107 | 390 | **497** | 0 | 12 | **12** |
| 32 | 678 | 123 | 189 | **312** | 0 | 1 | **1** | 2 | 3 | **5** | 146 | 201 | **347** | 1 | 1 | **2** |
| 33 | 1,439 | 279 | 525 | **804** | 0 | 12 | **12** | 1 | 3 | **4** | 190 | 401 | **591** | 1 | 7 | **8** |
| 34 | 1,195 | 132 | 652 | **784** | 1 | 7 | **8** | 1 | 2 | **3** | 62 | 309 | **371** | 2 | 10 | **12** |
| 35 | 1,529 | 403 | 331 | **734** | 1 | 4 | **5** | 1 | 5 | **6** | 351 | 404 | **755** | 0 | 8 | **8** |
| 36 | 1,108 | 182 | 432 | **614** | 0 | 4 | **4** | 0 | 1 | **1** | 177 | 294 | **471** | 0 | 4 | **4** |
| 37 | 1,380 | 322 | 394 | **716** | 1 | 2 | **3** | 0 | 3 | **3** | 273 | 354 | **627** | 1 | 2 | **3** |

| | | | | | | | | | | | | | | | | | |
|---|---|---|---|---|---|---|---|---|---|---|---|---|---|---|---|---|---|
| 38 | 873 | 152 | 226 | **378** | 0 | 1 | **1** | 0 | 1 | **1** | 149 | 323 | **472** | 0 | 3 | **3** |
| 39 | 823 | 190 | 206 | **396** | 1 | 1 | **2** | 1 | 1 | **2** | 176 | 231 | **407** | 0 | 2 | **2** |
| 40 | 1,252 | 208 | 374 | **582** | 3 | 2 | **5** | 3 | 1 | **4** | 221 | 404 | **625** | 4 | 8 | **12** |
| 41 | 980 | 183 | 280 | **463** | 1 | 4 | **5** | 1 | 1 | **2** | 157 | 324 | **481** | 2 | 6 | **8** |
| 42 | 1,203 | 219 | 489 | **708** | 2 | 4 | **6** | 0 | 1 | **1** | 144 | 305 | **449** | 2 | 12 | **14** |
| 43 | 527 | 97 | 126 | **223** | 1 | 1 | **2** | 0 | 0 | **0** | 99 | 195 | **294** | 0 | 2 | **2** |
| 44 | 1,576 | 327 | 372 | **699** | 1 | 0 | **1** | 0 | 1 | **1** | 361 | 473 | **834** | 1 | 6 | **7** |
| 45 | 1,039 | 188 | 256 | **444** | 0 | 6 | **6** | 0 | 1 | **1** | 188 | 376 | **564** | 0 | 3 | **3** |
| 46 | 1,681 | 425 | 473 | **898** | 0 | 7 | **7** | 1 | 1 | **2** | 397 | 351 | **748** | 2 | 7 | **9** |
| | **42,480** | **7,798** | **14,610** | **22,408** | **33** | **185** | **218** | **25** | **106** | **131** | **6,480** | **12,222** | **18,702** | **38** | **308** | **346** |

| POLL BOOK TOTALS | Debbie **Stabenow** (DEM) | | | George E. **Huffman III** (UST) | | | John Howard **Wilhelm** (NLP) | | | John **James** (REP) | | | Marcia **Squier** (GRN) | | |
|---|---|---|---|---|---|---|---|---|---|---|---|---|---|---|---|
| | AV | Elec Day | TOTAL | AV | Elec Day | TOTAL | AV | Elec Day | TOTAL | AV | Elec Day | TOTAL | AV | Elec Day | TOTAL |
| **EASTPOINTE** | | | | | | | | | | | | | | | |
| 01 | 712 | 99 | 447 | **546** | 2 | 6 | **8** | 0 | 1 | **1** | 33 | 102 | **135** | 2 | 7 | **9** |
| 02 | 1,140 | 196 | 611 | **807** | 3 | 8 | **11** | 0 | 1 | **1** | 77 | 207 | **284** | 0 | 17 | **17** |
| 03 | 1,054 | 122 | 561 | **683** | 2 | 8 | **10** | 0 | 8 | **8** | 91 | 231 | **322** | 6 | 9 | **15** |
| 04 | 987 | 168 | 468 | **636** | 4 | 5 | **9** | 0 | 3 | **3** | 90 | 217 | **307** | 3 | 10 | **13** |
| 05 | 1,020 | 119 | 546 | **665** | 3 | 6 | **9** | 0 | 3 | **3** | 68 | 241 | **309** | 1 | 16 | **17** |
| 06 | 1,049 | 155 | 600 | **755** | 4 | 12 | **16** | 1 | 5 | **6** | 62 | 170 | **232** | 1 | 17 | **18** |
| 07 | 923 | 144 | 645 | **789** | 1 | 4 | **5** | 0 | 2 | **2** | 41 | 67 | **108** | 1 | 6 | **7** |
| 08 | 1,173 | 257 | 756 | **1,013** | 0 | 5 | **5** | 1 | 4 | **5** | 54 | 80 | **134** | 1 | 5 | **6** |
| 09 | 814 | 160 | 518 | **678** | 2 | 4 | **6** | 0 | 2 | **2** | 39 | 74 | **113** | 2 | 4 | **6** |
| 10 | 782 | 90 | 463 | **553** | 3 | 6 | **9** | 0 | 3 | **3** | 44 | 146 | **190** | 0 | 18 | **18** |
| 11 | 935 | 116 | 542 | **658** | 2 | 6 | **8** | 0 | 7 | **7** | 65 | 177 | **242** | 0 | 9 | **9** |
| 12 | 1,384 | 236 | 721 | **957** | 1 | 7 | **8** | 0 | 3 | **3** | 132 | 248 | **380** | 3 | 16 | **19** |
| 13 | 471 | 107 | 249 | **356** | 0 | 4 | **4** | 1 | 0 | **1** | 54 | 47 | **101** | 1 | 2 | **3** |
| 14 | 979 | 231 | 529 | **760** | 2 | 2 | **4** | 1 | 2 | **3** | 83 | 104 | **187** | 2 | 10 | **12** |
| | **13,423** | **2,200** | **7,656** | **9,856** | **29** | **83** | **112** | **4** | **44** | **48** | **933** | **2,111** | **3,044** | **23** | **146** | **169** |

| POLL BOOK TOTALS | Debbie **Stabenow** (DEM) | | | George E. **Huffman III** (UST) | | | John Howard **Wilhelm** (NLP) | | | John **James** (REP) | | | Marcia **Squier** (GRN) | | |
|---|---|---|---|---|---|---|---|---|---|---|---|---|---|---|---|
| | AV | Elec Day | TOTAL | AV | Elec Day | TOTAL | AV | Elec Day | TOTAL | AV | Elec Day | TOTAL | AV | Elec Day | TOTAL |
| **FRASER** | | | | | | | | | | | | | | | |
| 01 | 719 | 93 | 241 | **334** | 0 | 4 | **4** | 0 | 4 | **4** | 68 | 284 | **352** | 2 | 6 | **8** |
| 02 | 1,148 | 162 | 375 | **537** | 0 | 3 | **3** | 3 | 2 | **5** | 146 | 421 | **567** | 0 | 9 | **9** |
| 03 | 1,340 | 232 | 486 | **718** | 4 | 7 | **11** | 1 | 4 | **5** | 138 | 423 | **561** | 0 | 12 | **12** |
| 04 | 1,059 | 144 | 411 | **555** | 1 | 6 | **7** | 1 | 6 | **7** | 101 | 351 | **452** | 0 | 12 | **12** |
| 05 | 417 | 66 | 136 | **202** | 0 | 2 | **2** | 0 | 1 | **1** | 43 | 154 | **197** | 0 | 5 | **5** |
| 06 | 1,282 | 184 | 397 | **581** | 1 | 3 | **4** | 0 | 0 | **0** | 160 | 495 | **655** | 1 | 6 | **7** |
| 07 | 724 | 133 | 304 | **437** | 0 | 3 | **3** | 0 | 0 | **0** | 76 | 188 | **264** | 0 | 6 | **6** |
| | **6,689** | **1,014** | **2,350** | **3,364** | **6** | **28** | **34** | **5** | **17** | **22** | **732** | **2,316** | **3,048** | **3** | **56** | **59** |

| POLL BOOK TOTALS | Debbie **Stabenow** (DEM) | | | George E. **Huffman III** (UST) | | | John Howard **Wilhelm** (NLP) | | | John **James** (REP) | | | Marcia **Squier** (GRN) | | |
|---|---|---|---|---|---|---|---|---|---|---|---|---|---|---|---|
| | AV | Elec Day | TOTAL | AV | Elec Day | TOTAL | AV | Elec Day | TOTAL | AV | Elec Day | TOTAL | AV | Elec Day | TOTAL |
| **GROSSE POINTE SHORES** | | | | | | | | | | | | | | | |
| 03 | 56 | N/A | 20 | **20** | N/A | 1 | **1** | N/A | 0 | **0** | N/A | 34 | **34** | N/A | 0 | **0** |
| | **56** | N/A | 20 | **20** | N/A | 1 | **1** | N/A | 0 | **0** | N/A | 34 | **34** | N/A | 0 | **0** |

Debbie **Stabenow** (DEM) | John **James** (REP) | Marcia **Squier** (GRN)

| | POLL BOOK TOTALS | Debbie Stabenow (DEM) | | | George E. Huffman III (UST) | | | John Howard Wilhelm (NLP) | | | John James (REP) | | | Marcia Squier (GRN) | | |
|---|---|---|---|---|---|---|---|---|---|---|---|---|---|---|---|---|
| | | AV | Elec Day | TOTAL | AV | Elec Day | TOTAL | AV | Elec Day | TOTAL | AV | Elec Day | TOTAL | AV | Elec Day | TOTAL |
| **HARRISON TOWNSHIP** | | | | | | | | | | | | | | | | |
| 01 | 1,181 | 204 | 408 | **612** | 2 | 2 | **4** | 1 | 5 | **6** | 188 | 333 | **521** | 3 | 13 | **16** |
| 02 | 1,342 | 286 | 437 | **723** | 4 | 3 | **7** | 2 | 3 | **5** | 204 | 367 | **571** | 0 | 8 | **8** |
| 03 | 1,191 | 224 | 264 | **488** | 1 | 4 | **5** | 0 | 1 | **1** | 222 | 453 | **675** | 3 | 6 | **9** |
| 04 | 1,376 | 255 | 383 | **638** | 1 | 8 | **9** | 0 | 4 | **4** | 258 | 433 | **691** | 1 | 8 | **9** |
| 05 | 1,310 | 235 | 204 | **439** | 1 | 1 | **2** | 1 | 1 | **2** | 360 | 482 | **842** | 3 | 2 | **5** |
| 06 | 1,343 | 221 | 440 | **661** | 0 | 9 | **9** | 0 | 3 | **3** | 252 | 390 | **642** | 0 | 10 | **10** |
| 07 | 1,292 | 256 | 267 | **523** | 2 | 9 | **11** | 2 | 4 | **6** | 298 | 420 | **718** | 2 | 10 | **12** |
| 08 | 935 | 195 | 374 | **569** | 0 | 4 | **4** | 0 | 0 | **0** | 100 | 241 | **341** | 0 | 6 | **6** |
| 09 | 1,199 | 185 | 264 | **449** | 3 | 3 | **6** | 2 | 4 | **6** | 331 | 389 | **720** | 1 | 4 | **5** |
| 10 | 1,067 | 191 | 286 | **477** | 0 | 2 | **2** | 1 | 4 | **5** | 180 | 384 | **564** | 0 | 2 | **2** |
| | **12,236** | **2,252** | **3,327** | **5,579** | **14** | **45** | **59** | **9** | **29** | **38** | **2,393** | **3,892** | **6,285** | **13** | **69** | **82** |

| | POLL BOOK TOTALS | Debbie Stabenow (DEM) | | | George E. Huffman III (UST) | | | John Howard Wilhelm (NLP) | | | John James (REP) | | | Marcia Squier (GRN) | | |
|---|---|---|---|---|---|---|---|---|---|---|---|---|---|---|---|---|
| | | AV | Elec Day | TOTAL | AV | Elec Day | TOTAL | AV | Elec Day | TOTAL | AV | Elec Day | TOTAL | AV | Elec Day | TOTAL |
| **LENOX TOWNSHIP** | | | | | | | | | | | | | | | | |
| 01 | 817 | 113 | 149 | **262** | 1 | 7 | **8** | 0 | 1 | **1** | 160 | 371 | **531** | 1 | 3 | **4** |
| 02 | 1,172 | 173 | 272 | **445** | 2 | 8 | **10** | 1 | 6 | **7** | 156 | 515 | **671** | 1 | 13 | **14** |
| 03 | 1,136 | 169 | 450 | **619** | 1 | 5 | **6** | 1 | 4 | **5** | 67 | 409 | **476** | 0 | 6 | **6** |
| 04 | 536 | 31 | 228 | **259** | 0 | 6 | **6** | 0 | 2 | **2** | 22 | 227 | **249** | 0 | 9 | **9** |
| | **3,661** | **486** | **1,099** | **1,585** | **4** | **26** | **30** | **2** | **13** | **15** | **405** | **1,522** | **1,927** | **2** | **31** | **33** |

| | POLL BOOK TOTALS | Debbie Stabenow (DEM) | | | George E. Huffman III (UST) | | | John Howard Wilhelm (NLP) | | | John James (REP) | | | Marcia Squier (GRN) | | |
|---|---|---|---|---|---|---|---|---|---|---|---|---|---|---|---|---|
| | | AV | Elec Day | TOTAL | AV | Elec Day | TOTAL | AV | Elec Day | TOTAL | AV | Elec Day | TOTAL | AV | Elec Day | TOTAL |
| **MACOMB TOWNSHIP** | | | | | | | | | | | | | | | | |
| 01 | 968 | 154 | 207 | **361** | 1 | 2 | **3** | 1 | 1 | **2** | 166 | 420 | **586** | 1 | 3 | **4** |
| 02 | 1,079 | 196 | 291 | **487** | 2 | 5 | **7** | 0 | 1 | **1** | 168 | 397 | **565** | 0 | 0 | **0** |
| 03 | 1,137 | 122 | 354 | **476** | 1 | 5 | **6** | 0 | 2 | **2** | 127 | 501 | **628** | 0 | 9 | **9** |
| 04 | 1,071 | 157 | 312 | **469** | 1 | 6 | **7** | 0 | 2 | **2** | 135 | 435 | **570** | 1 | 7 | **8** |
| 05 | 1,397 | 189 | 405 | **594** | 2 | 5 | **7** | 0 | 2 | **2** | 197 | 568 | **765** | 0 | 9 | **9** |
| 06 | 978 | 205 | 229 | **434** | 5 | 2 | **7** | 0 | 2 | **2** | 214 | 297 | **511** | 3 | 7 | **10** |
| 07 | 994 | 155 | 266 | **421** | 0 | 4 | **4** | 0 | 1 | **1** | 173 | 371 | **544** | 0 | 5 | **5** |
| 08 | 1,008 | 204 | 246 | **450** | 1 | 6 | **7** | 0 | 0 | **0** | 186 | 338 | **524** | 4 | 6 | **10** |
| 09 | 772 | 101 | 185 | **286** | 1 | 2 | **3** | 0 | 1 | **1** | 148 | 322 | **470** | 0 | 0 | **0** |
| 10 | 906 | 126 | 365 | **491** | 0 | 8 | **8** | 1 | 6 | **7** | 83 | 285 | **368** | 1 | 8 | **9** |
| 11 | 1,319 | 154 | 424 | **578** | 1 | 3 | **4** | 0 | 1 | **1** | 168 | 538 | **706** | 1 | 3 | **4** |
| 12 | 1,240 | 230 | 328 | **558** | 1 | 3 | **4** | 0 | 0 | **0** | 207 | 451 | **658** | 1 | 3 | **4** |
| 13 | 1,162 | 113 | 358 | **471** | 3 | 3 | **6** | 1 | 6 | **7** | 154 | 497 | **651** | 0 | 8 | **8** |
| 14 | 1,267 | 178 | 342 | **520** | 0 | 0 | **0** | 0 | 2 | **2** | 223 | 504 | **727** | 0 | 3 | **3** |
| 15 | 1,282 | 260 | 241 | **501** | 3 | 6 | **9** | 2 | 1 | **3** | 287 | 447 | **734** | 3 | 7 | **10** |
| 16 | 1,565 | 193 | 412 | **605** | 0 | 6 | **6** | 0 | 1 | **1** | 213 | 707 | **920** | 1 | 5 | **6** |
| 17 | 1,487 | 164 | 453 | **617** | 1 | 10 | **11** | 1 | 0 | **1** | 212 | 616 | **828** | 0 | 6 | **6** |
| 18 | 867 | 158 | 311 | **469** | 2 | 8 | **10** | 0 | 3 | **3** | 119 | 237 | **356** | 0 | 13 | **13** |
| 19 | 621 | 83 | 285 | **368** | 0 | 3 | **3** | 0 | 4 | **4** | 46 | 176 | **222** | 0 | 9 | **9** |
| 20 | 1,146 | 144 | 327 | **471** | 3 | 1 | **4** | 0 | 1 | **1** | 159 | 489 | **648** | 0 | 3 | **3** |
| 21 | 1,466 | 286 | 342 | **628** | 3 | 1 | **4** | 0 | 2 | **2** | 306 | 494 | **800** | 1 | 5 | **6** |

| | | | | | | | | | | | | | | | | | |
|---|---|---|---|---|---|---|---|---|---|---|---|---|---|---|---|---|---|
| 22 | 1,234 | 255 | 262 | **517** | 1 | 1 | **2** | 1 | 0 | **1** | 296 | 394 | **690** | 1 | 4 | **5** |
| 23 | 1,086 | 258 | 187 | **445** | 3 | 1 | **4** | 1 | 1 | **2** | 334 | 282 | **616** | 1 | 4 | **5** |
| 24 | 1,063 | 290 | 200 | **490** | 5 | 0 | **5** | 1 | 0 | **1** | 351 | 203 | **554** | 3 | 2 | **5** |
| 25 | 938 | 81 | 302 | **383** | 0 | 0 | **0** | 0 | 1 | **1** | 95 | 425 | **520** | 0 | 6 | **6** |
| 26 | 832 | 96 | 249 | **345** | 1 | 4 | **5** | 0 | 3 | **3** | 119 | 338 | **457** | 0 | 3 | **3** |
| 27 | 1,436 | 193 | 360 | **553** | 0 | 2 | **2** | 0 | 4 | **4** | 191 | 656 | **847** | 0 | 3 | **3** |
| 28 | 905 | 91 | 293 | **384** | 0 | 2 | **2** | 0 | 1 | **1** | 103 | 388 | **491** | 0 | 1 | **1** |
| 29 | 1,044 | 89 | 379 | **468** | 1 | 0 | **1** | 1 | 0 | **1** | 102 | 437 | **539** | 0 | 5 | **5** |
| 30 | 1,135 | 133 | 315 | **448** | 1 | 3 | **4** | 0 | 1 | **1** | 163 | 493 | **656** | 1 | 2 | **3** |
| 31 | 804 | 116 | 205 | **321** | 2 | 0 | **2** | 1 | 1 | **2** | 136 | 330 | **466** | 0 | 1 | **1** |
| 32 | 1,091 | 119 | 299 | **418** | 1 | 4 | **5** | 0 | 1 | **1** | 154 | 484 | **638** | 0 | 3 | **3** |
| 33 | 815 | 152 | 225 | **377** | 0 | 3 | **3** | 0 | 4 | **4** | 132 | 275 | **407** | 0 | 1 | **1** |
| 34 | 1,039 | 116 | 326 | **442** | 0 | 3 | **3** | 0 | 2 | **2** | 94 | 476 | **570** | 1 | 1 | **2** |
| 35 | 1,143 | 102 | 421 | **523** | 0 | 0 | **0** | 1 | 1 | **2** | 113 | 466 | **579** | 0 | 8 | **8** |
| 36 | 938 | 100 | 290 | **390** | 1 | 4 | **5** | 0 | 2 | **2** | 112 | 417 | **529** | 0 | 5 | **5** |
| 37 | 800 | 153 | 151 | **304** | 4 | 2 | **6** | 0 | 1 | **1** | 153 | 321 | **474** | 1 | 4 | **5** |
| | **40,035** | **5,916** | **11,147** | **17,063** | **51** | **118** | **169** | **12** | **62** | **74** | **6,339** | **15,475** | **21,814** | **25** | **172** | **197** |

| POLL BOOK TOTALS | Debbie **Stabenow** (DEM) | | | George E. **Huffman III** (UST) | | | John Howard **Wilhelm** (NLP) | | | John **James** (REP) | | | Marcia **Squier** (GRN) | | |
|---|---|---|---|---|---|---|---|---|---|---|---|---|---|---|---|
| | AV | Elec Day | TOTAL | AV | Elec Day | TOTAL | AV | Elec Day | TOTAL | AV | Elec Day | TOTAL | AV | Elec Day | TOTAL |

**MEMPHIS**

| | | | | | | | | | | | | | | | | |
|---|---|---|---|---|---|---|---|---|---|---|---|---|---|---|---|---|
| 01 | 308 | N/A | 108 | **108** | N/A | 2 | **2** | N/A | 2 | **2** | N/A | 183 | **183** | N/A | 3 | **3** |
| | **308** | N/A | **108** | **108** | N/A | **2** | **2** | N/A | **2** | **2** | N/A | **183** | **183** | N/A | **3** | **3** |

| POLL BOOK TOTALS | Debbie **Stabenow** (DEM) | | | George E. **Huffman III** (UST) | | | John Howard **Wilhelm** (NLP) | | | John **James** (REP) | | | Marcia **Squier** (GRN) | | |
|---|---|---|---|---|---|---|---|---|---|---|---|---|---|---|---|
| | AV | Elec Day | TOTAL | AV | Elec Day | TOTAL | AV | Elec Day | TOTAL | AV | Elec Day | TOTAL | AV | Elec Day | TOTAL |

**MOUNT CLEMENS**

| | | | | | | | | | | | | | | | | |
|---|---|---|---|---|---|---|---|---|---|---|---|---|---|---|---|---|
| 01 | 639 | 121 | 385 | **506** | 1 | 6 | **7** | 0 | 3 | **3** | 13 | 95 | **108** | 1 | 5 | **6** |
| 02 | 911 | 119 | 397 | **516** | 1 | 5 | **6** | 0 | 4 | **4** | 69 | 291 | **360** | 1 | 9 | **10** |
| 03 | 1,356 | 170 | 624 | **794** | 2 | 13 | **15** | 0 | 9 | **9** | 87 | 410 | **497** | 3 | 20 | **23** |
| 04 | 611 | 90 | 265 | **355** | 0 | 4 | **4** | 1 | 4 | **5** | 51 | 177 | **228** | 1 | 8 | **9** |
| 05 | 612 | 161 | 325 | **486** | 1 | 4 | **5** | 3 | 2 | **5** | 31 | 72 | **103** | 0 | 4 | **4** |
| 06 | 721 | 90 | 374 | **464** | 1 | 8 | **9** | 1 | 2 | **3** | 44 | 182 | **226** | 2 | 7 | **9** |
| 09 | 1,081 | 175 | 340 | **515** | 2 | 2 | **4** | 1 | 2 | **3** | 127 | 403 | **530** | 0 | 10 | **10** |
| | **5,931** | **926** | **2,710** | **3,636** | **8** | **42** | **50** | **6** | **26** | **32** | **422** | **1,630** | **2,052** | **8** | **63** | **71** |

| POLL BOOK TOTALS | Debbie **Stabenow** (DEM) | | | George E. **Huffman III** (UST) | | | John Howard **Wilhelm** (NLP) | | | John **James** (REP) | | | Marcia **Squier** (GRN) | | |
|---|---|---|---|---|---|---|---|---|---|---|---|---|---|---|---|
| | AV | Elec Day | TOTAL | AV | Elec Day | TOTAL | AV | Elec Day | TOTAL | AV | Elec Day | TOTAL | AV | Elec Day | TOTAL |

**NEW BALTIMORE**

| | | | | | | | | | | | | | | | | |
|---|---|---|---|---|---|---|---|---|---|---|---|---|---|---|---|---|
| 01 | 850 | 115 | 251 | **366** | 2 | 2 | **4** | 0 | 1 | **1** | 86 | 366 | **452** | 0 | 9 | **9** |
| 02 | 682 | 78 | 174 | **252** | 2 | 1 | **3** | 0 | 2 | **2** | 92 | 320 | **412** | 0 | 3 | **3** |
| 03 | 1,567 | 155 | 412 | **567** | 2 | 4 | **6** | 0 | 4 | **4** | 188 | 765 | **953** | 2 | 8 | **10** |
| 04 | 1,265 | 182 | 366 | **548** | 0 | 7 | **7** | 0 | 3 | **3** | 173 | 496 | **669** | 2 | 3 | **5** |
| 05 | 1,217 | 139 | 342 | **481** | 1 | 10 | **11** | 0 | 4 | **4** | 147 | 550 | **697** | 0 | 8 | **8** |
| | **5,581** | **669** | **1,545** | **2,214** | **7** | **24** | **31** | **0** | **14** | **14** | **686** | **2,497** | **3,183** | **4** | **31** | **35** |

| POLL BOOK TOTALS | Debbie **Stabenow** (DEM) | | | George E. **Huffman III** (UST) | | | John Howard **Wilhelm** (NLP) | | | John **James** (REP) | | | Marcia **Squier** (GRN) | | |
|---|---|---|---|---|---|---|---|---|---|---|---|---|---|---|---|
| | AV | Elec Day | TOTAL | AV | | TOTAL | AV | | TOTAL | AV | Elec Day | TOTAL | AV | | TOTAL |

| | | Debbie Stabenow (DEM) | | | George E. Huffman III (UST) | | | John Howard Wilhelm (NLP) | | | John James (REP) | | | Marcia Squier (GRN) | | |
|---|---|---|---|---|---|---|---|---|---|---|---|---|---|---|---|---|
| RAY TOWNSHIP | POLL BOOK TOTALS | AV | Elec Day | TOTAL | AV | Elec Day | TOTAL | AV | Elec Day | TOTAL | AV | Elec Day | TOTAL | AV | Elec Day | TOTAL |
| 01 | 830 | 91 | 165 | **256** | 3 | 1 | **4** | 1 | 0 | **1** | 160 | 397 | **557** | 0 | 3 | **3** |
| 02 | 1,115 | 130 | 235 | **365** | 3 | 4 | **7** | 1 | 5 | **6** | 202 | 513 | **715** | 1 | 8 | **9** |
| | **1,945** | **221** | **400** | **621** | **6** | **5** | **11** | **2** | **5** | **7** | **362** | **910** | **1,272** | **1** | **11** | **12** |

| | | Debbie Stabenow (DEM) | | | George E. Huffman III (UST) | | | John Howard Wilhelm (NLP) | | | John James (REP) | | | Marcia Squier (GRN) | | |
|---|---|---|---|---|---|---|---|---|---|---|---|---|---|---|---|---|
| RICHMOND CITY | POLL BOOK TOTALS | AV | Elec Day | TOTAL | AV | Elec Day | TOTAL | AV | Elec Day | TOTAL | AV | Elec Day | TOTAL | AV | Elec Day | TOTAL |
| 01 | 1,407 | 199 | 364 | **563** | 1 | 8 | **9** | 1 | 6 | **7** | 224 | 563 | **787** | 0 | 13 | **13** |
| 02 | 1,204 | 143 | 323 | **466** | 0 | 8 | **8** | 2 | 1 | **3** | 158 | 535 | **693** | 0 | 6 | **6** |
| | **2,611** | **342** | **687** | **1,029** | **1** | **16** | **17** | **3** | **7** | **10** | **382** | **1,098** | **1,480** | **0** | **19** | **19** |

| | | Debbie Stabenow (DEM) | | | George E. Huffman III (UST) | | | John Howard Wilhelm (NLP) | | | John James (REP) | | | Marcia Squier (GRN) | | |
|---|---|---|---|---|---|---|---|---|---|---|---|---|---|---|---|---|
| RICHMOND TOWNSHIP | POLL BOOK TOTALS | AV | Elec Day | TOTAL | AV | Elec Day | TOTAL | AV | Elec Day | TOTAL | AV | Elec Day | TOTAL | AV | Elec Day | TOTAL |
| 01 | 804 | N/A | 210 | **210** | N/A | 4 | **4** | N/A | 3 | **3** | N/A | 570 | **570** | N/A | 2 | **2** |
| 02 | 947 | N/A | 284 | **284** | N/A | 10 | **10** | N/A | 4 | **4** | N/A | 633 | **633** | N/A | 4 | **4** |
| | **1,751** | N/A | **494** | **494** | N/A | **14** | **14** | N/A | **7** | **7** | N/A | **1,203** | **1,203** | N/A | **6** | **6** |

| | | Debbie Stabenow (DEM) | | | George E. Huffman III (UST) | | | John Howard Wilhelm (NLP) | | | John James (REP) | | | Marcia Squier (GRN) | | |
|---|---|---|---|---|---|---|---|---|---|---|---|---|---|---|---|---|
| ROSEVILLE | POLL BOOK TOTALS | AV | Elec Day | TOTAL | AV | Elec Day | TOTAL | AV | Elec Day | TOTAL | AV | Elec Day | TOTAL | AV | Elec Day | TOTAL |
| 01 | 1,170 | 140 | 531 | **671** | 1 | 12 | **13** | 0 | 3 | **3** | 99 | 344 | **443** | 1 | 19 | **20** |
| 02 | 1,605 | 246 | 690 | **936** | 4 | 15 | **19** | 1 | 2 | **3** | 116 | 475 | **591** | 5 | 19 | **24** |
| 03 | 1,072 | 172 | 540 | **712** | 1 | 12 | **13** | 1 | 5 | **6** | 70 | 241 | **311** | 2 | 10 | **12** |
| 04 | 673 | 104 | 296 | **400** | 0 | 8 | **8** | 0 | 2 | **2** | 57 | 190 | **247** | 0 | 11 | **11** |
| 05 | 1,141 | 171 | 524 | **695** | 1 | 7 | **8** | 1 | 4 | **5** | 84 | 313 | **397** | 1 | 10 | **11** |
| 06 | 1,511 | 204 | 611 | **815** | 5 | 12 | **17** | 2 | 14 | **16** | 126 | 493 | **619** | 2 | 20 | **22** |
| 07 | 1,546 | 226 | 676 | **902** | 3 | 11 | **14** | 1 | 5 | **6** | 113 | 443 | **556** | 2 | 25 | **27** |
| 08 | 1,404 | 255 | 548 | **803** | 2 | 9 | **11** | 1 | 3 | **4** | 139 | 404 | **543** | 3 | 15 | **18** |
| 09 | 1,456 | 240 | 523 | **763** | 3 | 4 | **7** | 2 | 7 | **9** | 179 | 449 | **628** | 0 | 15 | **15** |
| 10 | 864 | 128 | 344 | **472** | 2 | 10 | **12** | 0 | 4 | **4** | 57 | 296 | **353** | 1 | 5 | **6** |
| 11 | 1,151 | 156 | 443 | **599** | 2 | 10 | **12** | 5 | 3 | **8** | 115 | 375 | **490** | 4 | 11 | **15** |
| 12 | 951 | 172 | 380 | **552** | 1 | 7 | **8** | 2 | 3 | **5** | 137 | 213 | **350** | 2 | 9 | **11** |
| 13 | 575 | 102 | 216 | **318** | 0 | 9 | **9** | 0 | 3 | **3** | 46 | 182 | **228** | 1 | 2 | **3** |
| 14 | 875 | 133 | 354 | **487** | 3 | 9 | **12** | 2 | 3 | **5** | 91 | 242 | **333** | 2 | 17 | **19** |
| 15 | 1,338 | 246 | 645 | **891** | 2 | 10 | **12** | 2 | 2 | **4** | 132 | 259 | **391** | 3 | 14 | **17** |
| | **17,332** | **2,695** | **7,321** | **10,016** | **30** | **145** | **175** | **20** | **63** | **83** | **1,561** | **4,919** | **6,480** | **29** | **202** | **231** |

| | | Debbie Stabenow (DEM) | | | George E. Huffman III (UST) | | | John Howard Wilhelm (NLP) | | | John James (REP) | | | Marcia Squier (GRN) | | |
|---|---|---|---|---|---|---|---|---|---|---|---|---|---|---|---|---|
| SHELBY TOWNSHIP | POLL BOOK TOTALS | AV | Elec Day | TOTAL | AV | Elec Day | TOTAL | AV | Elec Day | TOTAL | AV | Elec Day | TOTAL | AV | Elec Day | TOTAL |
| 01 | 1,740 | 251 | 348 | **599** | 2 | 2 | **4** | 0 | 2 | **2** | 381 | 724 | **1,105** | 1 | 6 | **7** |
| 02 | 1,457 | 169 | 385 | **554** | 0 | 6 | **6** | 2 | 4 | **6** | 280 | 584 | **864** | 1 | 11 | **12** |
| 03 | 720 | 69 | 222 | **291** | 0 | 4 | **4** | 1 | 5 | **6** | 67 | 321 | **388** | 1 | 9 | **10** |
| 04 | 1,187 | 176 | 270 | **446** | 1 | 3 | **4** | 0 | 1 | **1** | 245 | 475 | **720** | 0 | 2 | **2** |

| | | | | | | | | | | | | | | | | | |
|---|---|---|---|---|---|---|---|---|---|---|---|---|---|---|---|---|---|
| 05 | 842 | 151 | 282 | **433** | 1 | 1 | **2** | 1 | 1 | **2** | 141 | 249 | **390** | 0 | 4 | 4 |
| 06 | 968 | 94 | 375 | **469** | 3 | 4 | **7** | 1 | 4 | **5** | 69 | 390 | **459** | 0 | 6 | **6** |
| 07 | 1,197 | 190 | 269 | **459** | 3 | 5 | **8** | 0 | 2 | **2** | 256 | 453 | **709** | 0 | 7 | 7 |
| 08 | 636 | 82 | 156 | **238** | 0 | 1 | **1** | 0 | 3 | **3** | 117 | 266 | **383** | 0 | 1 | **1** |
| 09 | 803 | 66 | 363 | **429** | 2 | 8 | **10** | 0 | 5 | **5** | 60 | 284 | **344** | 0 | 9 | **9** |
| 10 | 965 | 167 | 231 | **398** | 2 | 1 | **3** | 0 | 3 | **3** | 143 | 392 | **535** | 2 | 6 | 8 |
| 11 | 1,267 | 183 | 367 | **550** | 3 | 8 | **11** | 1 | 7 | **8** | 167 | 498 | **665** | 2 | 7 | **9** |
| 12 | 879 | 102 | 214 | **316** | 0 | 3 | **3** | 0 | 0 | **0** | 185 | 362 | **547** | 0 | 2 | **2** |
| 13 | 680 | 109 | 150 | **259** | 0 | 2 | **2** | 0 | 1 | **1** | 140 | 260 | **400** | 0 | 3 | **3** |
| 14 | 1,391 | 166 | 329 | **495** | 0 | 3 | **3** | 0 | 1 | **1** | 229 | 628 | **857** | 1 | 10 | **11** |
| 15 | 1,393 | 205 | 359 | **564** | 0 | 4 | **4** | 2 | 1 | **3** | 240 | 552 | **792** | 0 | 7 | 7 |
| 16 | 1,798 | 284 | 357 | **641** | 2 | 3 | **5** | 0 | 1 | **1** | 425 | 705 | **1,130** | 0 | 4 | **4** |
| 17 | 1,487 | 155 | 383 | **538** | 3 | 1 | **4** | 1 | 4 | **5** | 234 | 684 | **918** | 0 | 3 | **3** |
| 18 | 1,084 | 202 | 269 | **471** | 0 | 2 | **2** | 0 | 1 | **1** | 207 | 373 | **580** | 1 | 7 | 8 |
| 19 | 984 | 118 | 251 | **369** | 4 | 2 | **6** | 0 | 4 | **4** | 215 | 367 | **582** | 0 | 11 | **11** |
| 20 | 772 | 133 | 206 | **339** | 0 | 1 | **1** | 1 | 2 | **3** | 124 | 286 | **410** | 1 | 5 | 6 |
| 21 | 739 | 47 | 396 | **443** | 0 | 2 | **2** | 1 | 4 | **5** | 30 | 228 | **258** | 0 | 12 | **12** |
| 22 | 1,810 | 315 | 330 | **645** | 0 | 2 | **2** | 0 | 0 | **0** | 451 | 691 | **1,142** | 0 | 3 | **3** |
| 23 | 1,595 | 161 | 336 | **497** | 1 | 3 | **4** | 2 | 6 | **8** | 402 | 656 | **1,058** | 1 | 7 | 8 |
| 24 | 1,861 | 290 | 321 | **611** | 2 | 3 | **5** | 0 | 2 | **2** | 457 | 749 | **1,206** | 3 | 10 | **13** |
| 25 | 1,344 | 199 | 312 | **511** | 2 | 2 | **4** | 2 | 5 | 7 | 321 | 483 | **804** | 0 | 3 | **3** |
| 26 | 1,172 | 260 | 272 | **532** | 3 | 4 | **7** | 1 | 1 | **2** | 258 | 342 | **600** | 3 | 9 | 12 |
| 27 | 1,326 | 215 | 403 | **618** | 1 | 2 | **3** | 0 | 0 | **0** | 204 | 476 | **680** | 1 | 3 | 4 |
| 28 | 1,403 | 370 | 271 | **641** | 5 | 4 | **9** | 1 | 0 | **1** | 357 | 370 | **727** | 3 | 2 | 5 |
| 29 | 859 | 106 | 226 | **332** | 0 | 2 | **2** | 0 | 1 | **1** | 127 | 381 | **508** | 0 | 5 | **5** |
| 30 | 1,063 | 161 | 268 | **429** | 3 | 4 | **7** | 1 | 2 | **3** | 210 | 390 | **600** | 0 | 3 | **3** |
| | **35,422** | **5,196** | **8,921** | **14,117** | **43** | **92** | **135** | **18** | **73** | **91** | **6,742** | **13,619** | **20,361** | **21** | **177** | **198** |

| | POLL BOOK TOTALS | Debbie **Stabenow** (DEM) | | | George E. **Huffman III** (UST) | | | John Howard **Wilhelm** (NLP) | | | John **James** (REP) | | | Marcia **Squier** (GRN) | | |
|---|---|---|---|---|---|---|---|---|---|---|---|---|---|---|---|---|
| | | AV | Elec Day | TOTAL | AV | Elec Day | TOTAL | AV | Elec Day | TOTAL | AV | Elec Day | TOTAL | AV | Elec Day | TOTAL |
| **ST. CLAIR SHORES** | | | | | | | | | | | | | | | | |
| 01 | 1,882 | 402 | 535 | **937** | 2 | 0 | **2** | 0 | 3 | **3** | 374 | 530 | **904** | 2 | 4 | **6** |
| 02 | 1,666 | 392 | 493 | **885** | 5 | 7 | **12** | 3 | 4 | **7** | 273 | 443 | **716** | 1 | 16 | **17** |
| 03 | 1,600 | 241 | 631 | **872** | 3 | 8 | **11** | 1 | 6 | **7** | 184 | 496 | **680** | 3 | 13 | **16** |
| 04 | 1,569 | 283 | 556 | **839** | 2 | 4 | **6** | 0 | 0 | **0** | 234 | 457 | **691** | 3 | 10 | **13** |
| 05 | 1,452 | 221 | 591 | **812** | 0 | 7 | **7** | 1 | 4 | **5** | 119 | 466 | **585** | 2 | 20 | **22** |
| 06 | 1,434 | 258 | 694 | **952** | 1 | 6 | **7** | 1 | 5 | **6** | 162 | 275 | **437** | 1 | 12 | **13** |
| 07 | 912 | 135 | 371 | **506** | 0 | 3 | **3** | 1 | 4 | **5** | 99 | 269 | **368** | 1 | 19 | **20** |
| 08 | 1,303 | 226 | 415 | **641** | 1 | 9 | **10** | 0 | 3 | **3** | 182 | 433 | **615** | 3 | 9 | **12** |
| 09 | 842 | 168 | 253 | **421** | 2 | 2 | **4** | 0 | 4 | **4** | 121 | 277 | **398** | 1 | 5 | **6** |
| 10 | 1,587 | 244 | 596 | **840** | 3 | 3 | **6** | 1 | 6 | **7** | 189 | 511 | **700** | 0 | 12 | **12** |
| 11 | 664 | 103 | 197 | **300** | 1 | 5 | **6** | 0 | 5 | **5** | 94 | 240 | **334** | 2 | 7 | **9** |
| 12 | 1,585 | 310 | 443 | **753** | 1 | 11 | **12** | 2 | 4 | **6** | 272 | 502 | **774** | 1 | 9 | **10** |
| 13 | 1,896 | 360 | 425 | **785** | 6 | 4 | **10** | 1 | 1 | **2** | 398 | 670 | **1,068** | 1 | 12 | **13** |
| 14 | 637 | 109 | 186 | **295** | 2 | 1 | **3** | 1 | 3 | **4** | 83 | 241 | **324** | 1 | 5 | **6** |
| 15 | 1,565 | 286 | 515 | **801** | 2 | 4 | **6** | 0 | 3 | **3** | 180 | 538 | **718** | 3 | 9 | **12** |
| 16 | 1,466 | 263 | 460 | **723** | 2 | 5 | **7** | 1 | 8 | **9** | 195 | 499 | **694** | 3 | 9 | **12** |
| 17 | 1,641 | 292 | 476 | **768** | 2 | 3 | **5** | 1 | 1 | **2** | 293 | 539 | **832** | 1 | 7 | **8** |
| 18 | 1,291 | 251 | 367 | **618** | 1 | 6 | **7** | 0 | 7 | **7** | 180 | 441 | **621** | 2 | 7 | **9** |
| 19 | 1,063 | 203 | 307 | **510** | 2 | 3 | **5** | 0 | 2 | **2** | 164 | 351 | **515** | 1 | 8 | **9** |

| | | | | | | | | | | | | | | | | |
|---|---|---|---|---|---|---|---|---|---|---|---|---|---|---|---|---|
| 20 | 760 | 141 | 239 | **380** | 1 | 2 | **3** | 0 | 1 | **1** | 127 | 226 | **353** | 3 | 9 | **12** |
| 21 | 1,195 | 202 | 399 | **601** | 1 | 2 | **3** | 1 | 5 | **6** | 160 | 392 | **552** | 2 | 11 | **13** |
| 22 | 959 | 158 | 263 | **421** | 1 | 5 | **6** | 2 | 3 | **5** | 142 | 361 | **503** | 0 | 11 | **11** |
| 23 | 1,279 | 222 | 394 | **616** | 2 | 8 | **10** | 1 | 3 | **4** | 173 | 443 | **616** | 1 | 6 | **7** |
| | **30,248** | **5,470** | **9,806** | **15,276** | **43** | **108** | **151** | **18** | **85** | **103** | **4,398** | **9,600** | **13,998** | **38** | **230** | **268** |

| | POLL BOOK TOTALS | Debbie **Stabenow** (DEM) | | | George E. **Huffman III** (UST) | | | John Howard **Wilhelm** (NLP) | | | John **James** (REP) | | | Marcia **Squier** (GRN) | | |
|---|---|---|---|---|---|---|---|---|---|---|---|---|---|---|---|---|
| | | AV | Elec Day | TOTAL | AV | Elec Day | TOTAL | AV | Elec Day | TOTAL | AV | Elec Day | TOTAL | AV | Elec Day | TOTAL |
| **STERLING HEIGHTS** | | | | | | | | | | | | | | | | |
| 01 | 833 | 106 | 357 | **463** | 0 | 6 | **6** | 0 | 0 | **0** | 71 | 270 | **341** | 0 | 7 | **7** |
| 02 | 1,330 | 187 | 553 | **740** | 3 | 8 | **11** | 0 | 0 | **0** | 138 | 412 | **550** | 1 | 15 | **16** |
| 03 | 1,454 | 251 | 629 | **880** | 2 | 4 | **6** | 0 | 3 | **3** | 164 | 370 | **534** | 3 | 7 | **10** |
| 04 | 1,714 | 278 | 689 | **967** | 2 | 5 | **7** | 0 | 6 | **6** | 208 | 499 | **707** | 0 | 8 | **8** |
| 05 | 1,577 | 240 | 661 | **901** | 2 | 4 | **6** | 0 | 5 | **5** | 181 | 434 | **615** | 0 | 20 | **20** |
| 06 | 853 | 122 | 278 | **400** | 1 | 1 | **2** | 0 | 3 | **3** | 133 | 301 | **434** | 0 | 3 | **3** |
| 07 | 1,317 | 189 | 447 | **636** | 0 | 8 | **8** | 0 | 4 | **4** | 168 | 460 | **628** | 3 | 11 | **14** |
| 08 | 1,002 | 129 | 375 | **504** | 1 | 3 | **4** | 3 | 4 | **7** | 116 | 349 | **465** | 0 | 6 | **6** |
| 09 | 559 | 74 | 193 | **267** | 2 | 1 | **3** | 2 | 2 | **4** | 70 | 197 | **267** | 0 | 6 | **6** |
| 10 | 1,302 | 218 | 437 | **655** | 0 | 5 | **5** | 0 | 2 | **2** | 198 | 424 | **622** | 0 | 6 | **6** |
| 11 | 779 | 118 | 280 | **398** | 0 | 1 | **1** | 1 | 2 | **3** | 114 | 250 | **364** | 0 | 5 | **5** |
| 12 | 1,430 | 242 | 492 | **734** | 1 | 10 | **11** | 0 | 1 | **1** | 222 | 436 | **658** | 1 | 6 | **7** |
| 13 | 850 | 117 | 347 | **464** | 0 | 4 | **4** | 0 | 1 | **1** | 113 | 253 | **366** | 0 | 4 | **4** |
| 14 | 753 | 132 | 314 | **446** | 2 | 3 | **5** | 0 | 5 | **5** | 72 | 207 | **279** | 2 | 5 | **7** |
| 15 | 797 | 101 | 251 | **352** | 1 | 3 | **4** | 1 | 3 | **4** | 120 | 296 | **416** | 1 | 3 | **4** |
| 16 | 812 | 123 | 288 | **411** | 0 | 4 | **4** | 0 | 3 | **3** | 99 | 281 | **380** | 0 | 3 | **3** |
| 17 | 826 | 143 | 267 | **410** | 1 | 6 | **7** | 0 | 3 | **3** | 100 | 292 | **392** | 0 | 3 | **3** |
| 18 | 1,296 | 208 | 457 | **665** | 4 | 3 | **7** | 0 | 2 | **2** | 161 | 428 | **589** | 3 | 8 | **11** |
| 19 | 1,476 | 234 | 560 | **794** | 2 | 4 | **6** | 1 | 2 | **3** | 177 | 448 | **625** | 0 | 17 | **17** |
| 20 | 1,260 | 181 | 420 | **601** | 3 | 5 | **8** | 1 | 3 | **4** | 158 | 457 | **615** | 3 | 3 | **6** |
| 21 | 780 | 93 | 291 | **384** | 0 | 4 | **4** | 0 | 1 | **1** | 79 | 294 | **373** | 0 | 5 | **5** |
| 22 | 926 | 131 | 295 | **426** | 2 | 2 | **4** | 0 | 1 | **1** | 122 | 354 | **476** | 0 | 3 | **3** |
| 23 | 926 | 122 | 308 | **430** | 2 | 1 | **3** | 0 | 1 | **1** | 122 | 351 | **473** | 0 | 3 | **3** |
| 24 | 946 | 101 | 335 | **436** | 1 | 7 | **8** | 0 | 2 | **2** | 93 | 383 | **476** | 2 | 8 | **10** |
| 25 | 1,598 | 253 | 497 | **750** | 0 | 10 | **10** | 1 | 2 | **3** | 217 | 579 | **796** | 0 | 14 | **14** |
| 26 | 1,478 | 204 | 390 | **594** | 2 | 2 | **4** | 0 | 1 | **1** | 229 | 606 | **835** | 2 | 9 | **11** |
| 27 | 1,355 | 196 | 433 | **629** | 0 | 2 | **2** | 0 | 6 | **6** | 159 | 528 | **687** | 2 | 7 | **9** |
| 28 | 1,121 | 184 | 344 | **528** | 0 | 2 | **2** | 1 | 2 | **3** | 177 | 389 | **566** | 3 | 4 | **7** |
| 29 | 1,083 | 158 | 336 | **494** | 3 | 4 | **7** | 0 | 5 | **5** | 141 | 409 | **550** | 3 | 6 | **9** |
| 30 | 682 | 107 | 252 | **359** | 1 | 5 | **6** | 0 | 5 | **5** | 73 | 214 | **287** | 0 | 6 | **6** |
| 31 | 696 | 80 | 282 | **362** | 0 | 2 | **2** | 0 | 1 | **1** | 42 | 273 | **315** | 0 | 5 | **5** |
| 32 | 495 | 37 | 229 | **266** | 0 | 9 | **9** | 1 | 8 | **9** | 17 | 177 | **194** | 2 | 6 | **8** |
| 33 | 951 | 196 | 250 | **446** | 2 | 1 | **3** | 0 | 2 | **2** | 174 | 306 | **480** | 3 | 6 | **9** |
| 34 | 1,276 | 167 | 414 | **581** | 0 | 4 | **4** | 1 | 4 | **5** | 170 | 488 | **658** | 4 | 5 | **9** |
| 35 | 850 | 84 | 325 | **409** | 1 | 6 | **7** | 0 | 3 | **3** | 42 | 358 | **400** | 0 | 15 | **15** |
| 36 | 1,380 | 252 | 367 | **619** | 3 | 6 | **9** | 2 | 5 | **7** | 199 | 514 | **713** | 4 | 8 | **12** |
| 37 | 1,320 | 227 | 457 | **684** | 2 | 5 | **7** | 0 | 3 | **3** | 160 | 438 | **598** | 0 | 5 | **5** |
| 38 | 1,475 | 288 | 526 | **814** | 2 | 5 | **7** | 0 | 3 | **3** | 245 | 364 | **609** | 1 | 16 | **17** |
| 39 | 1,117 | 135 | 393 | **528** | 0 | 1 | **1** | 1 | 2 | **3** | 105 | 445 | **550** | 1 | 13 | **14** |
| 40 | 595 | 63 | 196 | **259** | 0 | 2 | **2** | 0 | 2 | **2** | 47 | 266 | **313** | 0 | 2 | **2** |
| 41 | 851 | 94 | 299 | **393** | 3 | 3 | **6** | 0 | 3 | **3** | 77 | 337 | **414** | 1 | 9 | **10** |

| | | | | | | | | | | | | | | | | |
|---|---|---|---|---|---|---|---|---|---|---|---|---|---|---|---|---|
| 42 | 1,056 | 181 | 266 | 447 | 1 | 5 | 6 | 1 | 3 | 4 | 169 | 409 | 578 | 0 | 6 | 6 |
| 43 | 1,790 | 375 | 458 | 833 | 2 | 4 | 6 | 0 | 2 | 2 | 366 | 551 | 917 | 0 | 5 | 5 |
| 44 | 1,074 | 222 | 275 | 497 | 1 | 2 | 3 | 0 | 2 | 2 | 223 | 333 | 556 | 0 | 5 | 5 |
| 45 | 1,351 | 194 | 469 | 663 | 1 | 2 | 3 | 0 | 3 | 3 | 202 | 456 | 658 | 0 | 7 | 7 |
| | **49,392** | **7,537** | **16,982** | **24,519** | **56** | **184** | **240** | **17** | **126** | **143** | **6,433** | **16,886** | **23,319** | **45** | **324** | **369** |

| | POLL BOOK TOTALS | Debbie **Stabenow** (DEM) | | | George E. **Huffman III** (UST) | | | John Howard **Wilhelm** (NLP) | | | John **James** (REP) | | | Marcia **Squier** (GRN) | | |
|---|---|---|---|---|---|---|---|---|---|---|---|---|---|---|---|---|
| | | AV | Elec Day | TOTAL | AV | Elec Day | TOTAL | AV | Elec Day | TOTAL | AV | Elec Day | TOTAL | AV | Elec Day | TOTAL |
| **UTICA** | | | | | | | | | | | | | | | | |
| 01 | 427 | 42 | 176 | **218** | 0 | 3 | **3** | 0 | 3 | **3** | 28 | 157 | **185** | 0 | 4 | **4** |
| 02 | 807 | 95 | 238 | **333** | 0 | 2 | **2** | 0 | 1 | **1** | 99 | 348 | **447** | 0 | 5 | **5** |
| 03 | 903 | 118 | 335 | **453** | 0 | 6 | **6** | 0 | 4 | **4** | 107 | 311 | **418** | 3 | 5 | **8** |
| | **2,137** | **255** | **749** | **1,004** | **0** | **11** | **11** | **0** | **8** | **8** | **234** | **816** | **1,050** | **3** | **14** | **17** |

| | POLL BOOK TOTALS | Debbie **Stabenow** (DEM) | | | George E. **Huffman III** (UST) | | | John Howard **Wilhelm** (NLP) | | | John **James** (REP) | | | Marcia **Squier** (GRN) | | |
|---|---|---|---|---|---|---|---|---|---|---|---|---|---|---|---|---|
| | | AV | Elec Day | TOTAL | AV | Elec Day | TOTAL | AV | Elec Day | TOTAL | AV | Elec Day | TOTAL | AV | Elec Day | TOTAL |
| **WARREN** | | | | | | | | | | | | | | | | |
| 01 | 1,332 | 141 | 813 | **954** | 0 | 13 | **13** | 1 | 10 | **11** | 67 | 254 | **321** | 4 | 16 | **20** |
| 03 | 1,156 | 121 | 687 | **808** | 1 | 6 | **7** | 1 | 10 | **11** | 48 | 238 | **286** | 3 | 18 | **21** |
| 04 | 888 | 81 | 467 | **548** | 0 | 6 | **6** | 0 | 4 | **4** | 49 | 251 | **300** | 1 | 10 | **11** |
| 05 | 780 | 117 | 415 | **532** | 0 | 4 | **4** | 1 | 3 | **4** | 46 | 177 | **223** | 1 | 8 | **9** |
| 06 | 1,050 | 136 | 524 | **660** | 1 | 6 | **7** | 0 | 8 | **8** | 82 | 270 | **352** | 0 | 9 | **9** |
| 07 | 690 | 58 | 428 | **486** | 0 | 6 | **6** | 2 | 6 | **8** | 27 | 134 | **161** | 0 | 15 | **15** |
| 08 | 774 | 71 | 495 | **566** | 2 | 10 | **12** | 0 | 9 | **9** | 28 | 134 | **162** | 0 | 16 | **16** |
| 09 | 862 | 67 | 512 | **579** | 1 | 11 | **12** | 0 | 1 | **1** | 34 | 206 | **240** | 3 | 7 | **10** |
| 10 | 688 | 55 | 460 | **515** | 1 | 8 | **9** | 1 | 6 | **7** | 19 | 112 | **131** | 1 | 12 | **13** |
| 11 | 15 | 1 | 8 | **9** | 0 | 0 | **0** | 0 | 0 | **0** | 1 | 4 | **5** | 0 | 1 | **1** |
| 12 | 499 | 57 | 282 | **339** | 1 | 7 | **8** | 0 | 3 | **3** | 16 | 110 | **126** | 2 | 9 | **11** |
| 13 | 306 | 32 | 127 | **159** | 0 | 1 | **1** | 0 | 1 | **1** | 29 | 105 | **134** | 0 | 5 | **5** |
| 14 | 1,240 | 152 | 666 | **818** | 0 | 11 | **11** | 0 | 7 | **7** | 103 | 279 | **382** | 0 | 11 | **11** |
| 15 | 1,359 | 154 | 753 | **907** | 5 | 13 | **18** | 1 | 7 | **8** | 52 | 330 | **382** | 1 | 20 | **21** |
| 17 | 943 | 132 | 419 | **551** | 1 | 13 | **14** | 0 | 1 | **1** | 79 | 269 | **348** | 2 | 10 | **12** |
| 18 | 329 | 33 | 196 | **229** | 0 | 6 | **6** | 1 | 1 | **2** | 10 | 72 | **82** | 0 | 4 | **4** |
| 19 | 899 | 120 | 444 | **564** | 2 | 7 | **9** | 0 | 0 | **0** | 45 | 257 | **302** | 1 | 7 | **8** |
| 20 | 1,228 | 198 | 521 | **719** | 1 | 6 | **7** | 1 | 9 | **10** | 114 | 334 | **448** | 6 | 13 | **19** |
| 22 | 1,243 | 163 | 518 | **681** | 0 | 9 | **9** | 0 | 4 | **4** | 111 | 408 | **519** | 2 | 11 | **13** |
| 23 | 1,004 | 193 | 382 | **575** | 2 | 8 | **10** | 0 | 3 | **3** | 97 | 298 | **395** | 2 | 6 | **8** |
| 24 | 446 | 56 | 189 | **245** | 0 | 2 | **2** | 0 | 1 | **1** | 32 | 155 | **187** | 0 | 3 | **3** |
| 25 | 715 | 74 | 280 | **354** | 1 | 3 | **4** | 0 | 0 | **0** | 66 | 270 | **336** | 0 | 7 | **7** |
| 26 | 539 | 58 | 325 | **383** | 0 | 8 | **8** | 0 | 1 | **1** | 27 | 108 | **135** | 0 | 4 | **4** |
| 27 | 1,899 | 315 | 677 | **992** | 0 | 12 | **12** | 2 | 2 | **4** | 234 | 611 | **845** | 2 | 12 | **14** |
| 28 | 1,585 | 320 | 658 | **978** | 5 | 4 | **9** | 0 | 3 | **3** | 157 | 395 | **552** | 4 | 8 | **12** |
| 31 | 1,416 | 327 | 539 | **866** | 2 | 7 | **9** | 0 | 2 | **2** | 151 | 360 | **511** | 2 | 6 | **8** |
| 32 | 1,231 | 194 | 439 | **633** | 3 | 10 | **13** | 2 | 3 | **5** | 160 | 404 | **564** | 1 | 6 | **7** |
| 33 | 1,350 | 209 | 466 | **675** | 1 | 8 | **9** | 0 | 2 | **2** | 178 | 448 | **626** | 3 | 17 | **20** |
| 34 | 696 | 76 | 352 | **428** | 1 | 2 | **3** | 2 | 3 | **5** | 57 | 181 | **238** | 1 | 10 | **11** |
| 35 | 1,271 | 218 | 541 | **759** | 3 | 11 | **14** | 1 | 3 | **4** | 142 | 320 | **462** | 2 | 6 | **8** |
| 36 | 1,935 | 338 | 733 | **1,071** | 1 | 12 | **13** | 0 | 6 | **6** | 242 | 570 | **812** | 1 | 12 | **13** |
| 38 | 1,625 | 259 | 770 | **1,029** | 2 | 8 | **10** | 0 | 1 | **1** | 139 | 410 | **549** | 2 | 7 | **9** |

| | | Debbie Stabenow (DEM) | | | George E. Huffman III (UST) | | | John Howard Wilhelm (NLP) | | | John James (REP) | | | Marcia Squier (GRN) | | |
|---|---|---|---|---|---|---|---|---|---|---|---|---|---|---|---|---|
| | POLL BOOK TOTALS | AV | Elec Day | TOTAL | AV | Elec Day | TOTAL | AV | Elec Day | TOTAL | AV | Elec Day | TOTAL | AV | Elec Day | TOTAL |
| 41 | 1,451 | 222 | 589 | 811 | 2 | 14 | 16 | 1 | 3 | 4 | 158 | 429 | 587 | 0 | 6 | 6 |
| 43 | 1,119 | 166 | 462 | 628 | 3 | 7 | 10 | 0 | 0 | 0 | 135 | 323 | 458 | 2 | 7 | 9 |
| 44 | 999 | 201 | 475 | 676 | 3 | 9 | 12 | 3 | 4 | 7 | 95 | 184 | 279 | 1 | 6 | 7 |
| 45 | 991 | 168 | 417 | 585 | 0 | 7 | 7 | 2 | 5 | 7 | 135 | 228 | 363 | 2 | 11 | 13 |
| 46 | 874 | 140 | 402 | 542 | 0 | 4 | 4 | 1 | 2 | 3 | 84 | 222 | 306 | 0 | 2 | 2 |
| 47 | 1,408 | 257 | 520 | 777 | 2 | 9 | 11 | 0 | 2 | 2 | 204 | 381 | 585 | 1 | 11 | 12 |
| 48 | 637 | 119 | 268 | 387 | 3 | 4 | 7 | 0 | 1 | 1 | 82 | 152 | 234 | 0 | 4 | 4 |
| 49 | 1,515 | 247 | 537 | 784 | 2 | 10 | 12 | 0 | 3 | 3 | 199 | 474 | 673 | 0 | 11 | 11 |
| 50 | 1,250 | 199 | 481 | 680 | 1 | 6 | 7 | 0 | 2 | 2 | 165 | 368 | 533 | 2 | 11 | 13 |
| 51 | 1,428 | 316 | 426 | 742 | 1 | 5 | 6 | 2 | 3 | 5 | 265 | 391 | 656 | 1 | 6 | 7 |
| 52 | 892 | 158 | 256 | 414 | 2 | 4 | 6 | 0 | 2 | 2 | 129 | 320 | 449 | 0 | 7 | 7 |
| 53 | 842 | 112 | 297 | 409 | 0 | 4 | 4 | 0 | 1 | 1 | 109 | 286 | 395 | 2 | 10 | 12 |
| 54 | 1,044 | 198 | 329 | 527 | 4 | 2 | 6 | 1 | 3 | 4 | 187 | 298 | 485 | 1 | 7 | 8 |
| 55 | 1,143 | 143 | 435 | 578 | 0 | 3 | 3 | 0 | 3 | 3 | 117 | 416 | 533 | 0 | 11 | 11 |
| 56 | 578 | 102 | 216 | 318 | 0 | 2 | 2 | 0 | 0 | 0 | 69 | 181 | 250 | 0 | 3 | 3 |
| 57 | 1,039 | 131 | 408 | 539 | 1 | 7 | 8 | 1 | 5 | 6 | 102 | 355 | 457 | 2 | 7 | 9 |
| 58 | 1,544 | 272 | 509 | 781 | 2 | 7 | 9 | 0 | 7 | 7 | 201 | 508 | 709 | 3 | 9 | 12 |
| | **50,747** | **7,677** | **22,113** | **29,790** | **63** | **342** | **405** | **27** | **166** | **193** | **5,078** | **13,990** | **19,068** | **64** | **435** | **499** |
| **WASHINGTON TOWNSHIP** | | | | | | | | | | | | | | | | |
| 01 | 829 | 101 | 254 | 355 | 0 | 4 | 4 | 0 | 1 | 1 | 118 | 320 | 438 | 1 | 9 | 10 |
| 02 | 1,643 | 287 | 291 | 578 | 3 | 3 | 6 | 2 | 1 | 3 | 368 | 648 | 1,016 | 5 | 11 | 16 |
| 03 | 1,480 | 197 | 305 | 502 | 0 | 1 | 1 | 3 | 1 | 4 | 307 | 646 | 953 | 0 | 7 | 7 |
| 04 | 1,151 | 128 | 325 | 453 | 0 | 7 | 7 | 1 | 2 | 3 | 148 | 507 | 655 | 3 | 10 | 13 |
| 05 | 1,463 | 156 | 266 | 422 | 4 | 3 | 7 | 0 | 4 | 4 | 337 | 674 | 1,011 | 0 | 4 | 4 |
| 06 | 2,195 | 356 | 310 | 666 | 6 | 2 | 8 | 1 | 3 | 4 | 686 | 807 | 1,493 | 0 | 3 | 3 |
| 07 | 1,557 | 188 | 275 | 463 | 1 | 5 | 6 | 0 | 3 | 3 | 374 | 691 | 1,065 | 0 | 3 | 3 |
| 08 | 1,314 | 202 | 283 | 485 | 1 | 3 | 4 | 0 | 4 | 4 | 267 | 530 | 797 | 1 | 2 | 3 |
| 09 | 759 | 90 | 142 | 232 | 0 | 0 | 0 | 0 | 0 | 0 | 128 | 380 | 508 | 0 | 1 | 1 |
| 10 | 1,081 | 115 | 246 | 361 | 2 | 2 | 4 | 0 | 2 | 2 | 191 | 502 | 693 | 0 | 0 | 0 |
| | **13,472** | **1,820** | **2,697** | **4,517** | **17** | **30** | **47** | **7** | **21** | **28** | **2,924** | **5,705** | **8,629** | **10** | **50** | **60** |
| **TOTALS** | | | | | | | | | | | | | | | | |
| | **365,489** | **56,525** | **123,450** | **179,975** | **453** | **1,623** | **2,076** | **191** | **955** | **1,146** | **50,885** | **122,484** | **173,369** | **364** | **2,535** | **2,899** |

☐ Yellow in the TOTALS column means precinct hasn't reported

N/A indicates AV (Absentee) results are included in Elec Day results

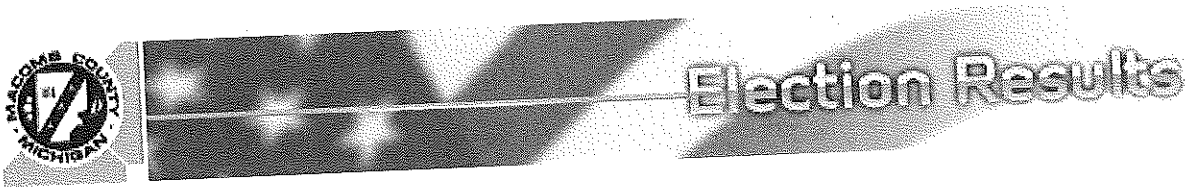


# United States Senator

## One 6-year term

Official results, updated **November 20, 2:34 PM**



| POLL BOOK TOTALS | Debbie **Stabenow** (DEM) | | | George E. **Huffman III** (UST) | | | John Howard **Wilhelm** (NLP) | | | John **James** (REP) | | | Marcia **Squier** (GRN) | | |
|---|---|---|---|---|---|---|---|---|---|---|---|---|---|---|---|
| | AV | Elec Day | TOTAL | AV | Elec Day | TOTAL | AV | Elec Day | TOTAL | AV | Elec Day | TOTAL | AV | Elec Day | TOTAL |
| **ARMADA TOWNSHIP** | | | | | | | | | | | | | | | |
| 01 | 1,617 | 206 | 378 | **584** | 4 | 10 | **14** | 4 | 3 | **7** | 295 | 667 | **962** | 2 | 11 | **13** |
| 02 | 1,081 | 146 | 212 | **358** | 2 | 2 | **4** | 0 | 0 | **0** | 145 | 545 | **690** | 0 | 2 | **2** |
| | **2,698** | **352** | **590** | **942** | **6** | **12** | **18** | **4** | **3** | **7** | **440** | **1,212** | **1,652** | **2** | **13** | **15** |

| POLL BOOK TOTALS | Debbie **Stabenow** (DEM) | | | George E. **Huffman III** (UST) | | | John Howard **Wilhelm** (NLP) | | | John **James** (REP) | | | Marcia **Squier** (GRN) | | |
|---|---|---|---|---|---|---|---|---|---|---|---|---|---|---|---|
| | AV | Elec Day | TOTAL | AV | Elec Day | TOTAL | AV | Elec Day | TOTAL | AV | Elec Day | TOTAL | AV | Elec Day | TOTAL |
| **BRUCE TOWNSHIP** | | | | | | | | | | | | | | | |
| 01 | 891 | 128 | 267 | **395** | 0 | 0 | **0** | 0 | 2 | **2** | 118 | 350 | **468** | 2 | 7 | **9** |
| 02 | 1,627 | 187 | 332 | **519** | 3 | 3 | **6** | 2 | 2 | **4** | 303 | 775 | **1,078** | 0 | 3 | **3** |
| 03 | 986 | 123 | 205 | **328** | 3 | 6 | **9** | 2 | 5 | **7** | 180 | 441 | **621** | 0 | 7 | **7** |
| 04 | 1,140 | 112 | 228 | **340** | 0 | 2 | **2** | 0 | 2 | **2** | 218 | 562 | **780** | 2 | 4 | **6** |
| | **4,644** | **550** | **1,032** | **1,582** | **6** | **11** | **17** | **4** | **11** | **15** | **819** | **2,128** | **2,947** | **4** | **21** | **25** |

| POLL BOOK TOTALS | Debbie **Stabenow** (DEM) | | | George E. **Huffman III** (UST) | | | John Howard **Wilhelm** (NLP) | | | John **James** (REP) | | | Marcia **Squier** (GRN) | | |
|---|---|---|---|---|---|---|---|---|---|---|---|---|---|---|---|
| | AV | Elec Day | TOTAL | AV | Elec Day | TOTAL | AV | Elec Day | TOTAL | AV | Elec Day | TOTAL | AV | Elec Day | TOTAL |
| **CENTER LINE** | | | | | | | | | | | | | | | |
| 01 | 762 | 95 | 309 | **404** | 0 | 3 | **3** | 0 | 6 | **6** | 66 | 265 | **331** | 1 | 6 | **7** |
| 02 | 585 | 141 | 221 | **362** | 3 | 6 | **9** | 2 | 2 | **4** | 43 | 148 | **191** | 1 | 5 | **6** |
| 03 | 918 | 100 | 462 | **562** | 1 | 5 | **6** | 0 | 7 | **7** | 61 | 233 | **294** | 1 | 17 | **18** |
| 04 | 461 | 41 | 220 | **261** | 1 | 3 | **4** | 0 | 2 | **2** | 35 | 142 | **177** | 2 | 5 | **7** |
| 05 | 490 | 40 | 230 | **270** | 1 | 1 | **2** | 0 | 4 | **4** | 26 | 170 | **196** | 0 | 8 | **8** |
| | **3,216** | **417** | **1,442** | **1,859** | **6** | **18** | **24** | **2** | **21** | **23** | **231** | **958** | **1,189** | **5** | **41** | **46** |

| POLL BOOK TOTALS | Debbie **Stabenow** (DEM) | | | George E. **Huffman III** (UST) | | | John Howard **Wilhelm** (NLP) | | | John **James** (REP) | | | Marcia **Squier** (GRN) | | |
|---|---|---|---|---|---|---|---|---|---|---|---|---|---|---|---|
| | AV | Elec Day | TOTAL | AV | Elec Day | TOTAL | AV | Elec Day | TOTAL | AV | Elec Day | TOTAL | AV | Elec Day | TOTAL |
| **CHESTERFIELD TOWNSHIP** | | | | | | | | | | | | | | | |
| 01 | 1,185 | 213 | 352 | **565** | 1 | 3 | **4** | 1 | 2 | **3** | 187 | 391 | **578** | 1 | 3 | **4** |
| 02 | 1,229 | 163 | 346 | **509** | 0 | 5 | **5** | 0 | 7 | **7** | 191 | 481 | **672** | 1 | 10 | **11** |
| 03 | 1,578 | 193 | 483 | **676** | 0 | 6 | **6** | 0 | 3 | **3** | 170 | 692 | **862** | 0 | 11 | **11** |
| 04 | 1,479 | 192 | 436 | **628** | 1 | 4 | **5** | 0 | 3 | **3** | 223 | 587 | **810** | 1 | 10 | **11** |
| 05 | 1,105 | 207 | 297 | **504** | 2 | 2 | **4** | 0 | 3 | **3** | 165 | 389 | **554** | 5 | 11 | **16** |
| 06 | 1,454 | 154 | 553 | **707** | 4 | 12 | **16** | 0 | 5 | **5** | 132 | 550 | **682** | 1 | 12 | **13** |

| | | | | | | | | | | | | | | | | | |
|---|---|---|---|---|---|---|---|---|---|---|---|---|---|---|---|---|---|
| 07 | 1,333 | 167 | 366 | **533** | 2 | 5 | **7** | 0 | 3 | **3** | 205 | 552 | **757** | 1 | 5 | **6** |
| 08 | 1,444 | 192 | 404 | **596** | 1 | 7 | **8** | 0 | 5 | **5** | 205 | 599 | **804** | 3 | 5 | **8** |
| 09 | 1,233 | 186 | 359 | **545** | 0 | 8 | **8** | 0 | 2 | **2** | 180 | 456 | **636** | 7 | 10 | **17** |
| 10 | 1,486 | 258 | 227 | **485** | 4 | 5 | **9** | 2 | 3 | **5** | 419 | 545 | **964** | 1 | 5 | **6** |
| 11 | 1,581 | 246 | 433 | **679** | 1 | 7 | **8** | 1 | 2 | **3** | 257 | 595 | **852** | 1 | 8 | **9** |
| 12 | 1,038 | 116 | 429 | **545** | 0 | 2 | **2** | 1 | 5 | **6** | 63 | 382 | **445** | 1 | 13 | **14** |
| 13 | 1,618 | 257 | 464 | **721** | 2 | 9 | **11** | 0 | 1 | **1** | 266 | 587 | **853** | 1 | 8 | **9** |
| 14 | 1,711 | 188 | 495 | **683** | 6 | 6 | **12** | 1 | 2 | **3** | 228 | 752 | **980** | 2 | 2 | **4** |
| | **19,474** | **2,732** | **5,644** | **8,376** | **24** | **81** | **105** | **6** | **46** | **52** | **2,891** | **7,558** | **10,449** | **26** | **113** | **139** |

| POLL BOOK TOTALS | Debbie **Stabenow** (DEM) | | | George E. **Huffman III** (UST) | | | John Howard **Wilhelm** (NLP) | | | John **James** (REP) | | | Marcia **Squier** (GRN) | | |
|---|---|---|---|---|---|---|---|---|---|---|---|---|---|---|---|
| | AV | Elec Day | TOTAL | AV | Elec Day | TOTAL | AV | Elec Day | TOTAL | AV | Elec Day | TOTAL | AV | Elec Day | TOTAL |
| **CLINTON TOWNSHIP** | | | | | | | | | | | | | | | |
| 01 | 912 | 220 | 243 | **463** | 1 | 5 | **6** | 1 | 4 | **5** | 166 | 249 | **415** | 1 | 1 | **2** |
| 02 | 417 | 57 | 142 | **199** | 1 | 1 | **2** | 0 | 1 | **1** | 66 | 140 | **206** | 0 | 4 | **4** |
| 03 | 1,018 | 143 | 448 | **591** | 0 | 8 | **8** | 0 | 3 | **3** | 75 | 303 | **378** | 2 | 14 | **16** |
| 04 | 277 | 59 | 89 | **148** | 0 | 1 | **1** | 0 | 2 | **2** | 51 | 72 | **123** | 0 | 1 | **1** |
| 05 | 780 | 124 | 571 | **695** | 0 | 5 | **5** | 0 | 1 | **1** | 7 | 58 | **65** | 1 | 4 | **5** |
| 06 | 1,012 | 205 | 435 | **640** | 2 | 3 | **5** | 1 | 1 | **2** | 119 | 223 | **342** | 0 | 5 | **5** |
| 07 | 482 | 72 | 172 | **244** | 0 | 3 | **3** | 0 | 3 | **3** | 65 | 156 | **221** | 0 | 2 | **2** |
| 08 | 822 | 120 | 321 | **441** | 1 | 2 | **3** | 2 | 4 | **6** | 99 | 256 | **355** | 3 | 6 | **9** |
| 09 | 564 | 80 | 191 | **271** | 0 | 5 | **5** | 1 | 1 | **2** | 63 | 201 | **264** | 0 | 5 | **5** |
| 10 | 836 | 141 | 208 | **349** | 1 | 2 | **3** | 0 | 1 | **1** | 182 | 292 | **474** | 0 | 5 | **5** |
| 11 | 897 | 115 | 439 | **554** | 0 | 10 | **10** | 1 | 5 | **6** | 76 | 221 | **297** | 0 | 16 | **16** |
| 12 | 468 | 76 | 186 | **262** | 0 | 4 | **4** | 0 | 1 | **1** | 43 | 147 | **190** | 0 | 4 | **4** |
| 13 | 1,046 | 116 | 449 | **565** | 2 | 9 | **11** | 0 | 8 | **8** | 88 | 332 | **420** | 0 | 20 | **20** |
| 14 | 386 | 47 | 109 | **156** | 0 | 2 | **2** | 0 | 1 | **1** | 46 | 166 | **212** | 1 | 8 | **9** |
| 15 | 744 | 99 | 250 | **349** | 0 | 3 | **3** | 0 | 3 | **3** | 77 | 286 | **363** | 1 | 12 | **13** |
| 16 | 1,021 | 224 | 312 | **536** | 3 | 5 | **8** | 2 | 2 | **4** | 189 | 261 | **450** | 2 | 5 | **7** |
| 17 | 786 | 132 | 258 | **390** | 1 | 7 | **8** | 0 | 2 | **2** | 94 | 263 | **357** | 1 | 17 | **18** |
| 18 | 853 | 164 | 232 | **396** | 3 | 5 | **8** | 1 | 1 | **2** | 129 | 293 | **422** | 1 | 7 | **8** |
| 19 | 903 | 204 | 168 | **372** | 0 | 3 | **3** | 3 | 1 | **4** | 237 | 269 | **506** | 0 | 3 | **3** |
| 20 | 229 | 7 | 179 | **186** | 0 | 3 | **3** | 0 | 3 | **3** | 0 | 35 | **35** | 0 | 0 | **0** |
| 21 | 535 | 146 | 200 | **346** | 0 | 4 | **4** | 0 | 1 | **1** | 53 | 120 | **173** | 0 | 5 | **5** |
| 22 | 1,073 | 198 | 550 | **748** | 0 | 2 | **2** | 0 | 4 | **4** | 97 | 201 | **298** | 1 | 8 | **9** |
| 23 | 1,288 | 227 | 414 | **641** | 0 | 0 | **0** | 0 | 0 | **0** | 227 | 384 | **611** | 0 | 10 | **10** |
| 24 | 747 | 136 | 217 | **353** | 0 | 2 | **2** | 0 | 2 | **2** | 125 | 255 | **380** | 0 | 4 | **4** |
| 25 | 885 | 162 | 331 | **493** | 0 | 9 | **9** | 0 | 5 | **5** | 100 | 251 | **351** | 0 | 11 | **11** |
| 26 | 1,061 | 156 | 341 | **497** | 1 | 6 | **7** | 1 | 2 | **3** | 218 | 315 | **533** | 2 | 7 | **9** |
| 27 | 915 | 197 | 181 | **378** | 0 | 2 | **2** | 0 | 2 | **2** | 211 | 301 | **512** | 1 | 6 | **7** |
| 28 | 914 | 143 | 504 | **647** | 3 | 6 | **9** | 0 | 7 | **7** | 50 | 166 | **216** | 3 | 15 | **18** |
| 29 | 1,249 | 267 | 313 | **580** | 1 | 4 | **5** | 0 | 2 | **2** | 218 | 420 | **638** | 2 | 3 | **5** |
| 30 | 941 | 166 | 391 | **557** | 1 | 4 | **5** | 0 | 2 | **2** | 111 | 251 | **362** | 0 | 7 | **7** |
| 31 | 1,136 | 165 | 441 | **606** | 0 | 4 | **4** | 1 | 6 | **7** | 107 | 390 | **497** | 0 | 12 | **12** |
| 32 | 678 | 123 | 189 | **312** | 0 | 1 | **1** | 2 | 3 | **5** | 146 | 201 | **347** | 1 | 1 | **2** |
| 33 | 1,439 | 279 | 525 | **804** | 0 | 12 | **12** | 1 | 3 | **4** | 190 | 401 | **591** | 1 | 7 | **8** |
| 34 | 1,195 | 132 | 652 | **784** | 1 | 7 | **8** | 1 | 2 | **3** | 62 | 309 | **371** | 2 | 10 | **12** |
| 35 | 1,529 | 403 | 331 | **734** | 1 | 4 | **5** | 1 | 5 | **6** | 351 | 404 | **755** | 0 | 8 | **8** |
| 36 | 1,108 | 182 | 432 | **614** | 0 | 4 | **4** | 0 | 1 | **1** | 177 | 294 | **471** | 0 | 4 | **4** |
| 37 | 1,380 | 322 | 394 | **716** | 1 | 2 | **3** | 0 | 3 | **3** | 273 | 354 | **627** | 1 | 2 | **3** |

| | | | | | | | | | | | | | | | | |
|---|---|---|---|---|---|---|---|---|---|---|---|---|---|---|---|---|
| 38 | 873 | 152 | 226 | **378** | 0 | 1 | **1** | 0 | 1 | **1** | 149 | 323 | **472** | 0 | 3 | **3** |
| 39 | 823 | 190 | 206 | **396** | 1 | 1 | **2** | 1 | 1 | **2** | 176 | 231 | **407** | 0 | 2 | **2** |
| 40 | 1,252 | 208 | 374 | **582** | 3 | 2 | **5** | 3 | 1 | **4** | 221 | 404 | **625** | 4 | 8 | **12** |
| 41 | 980 | 183 | 280 | **463** | 1 | 4 | **5** | 1 | 1 | **2** | 157 | 324 | **481** | 2 | 6 | **8** |
| 42 | 1,203 | 219 | 489 | **708** | 2 | 4 | **6** | 0 | 1 | **1** | 144 | 305 | **449** | 2 | 12 | **14** |
| 43 | 527 | 97 | 126 | **223** | 1 | 1 | **2** | 0 | 0 | **0** | 99 | 195 | **294** | 0 | 2 | **2** |
| 44 | 1,576 | 327 | 372 | **699** | 1 | 0 | **1** | 0 | 1 | **1** | 361 | 473 | **834** | 1 | 6 | **7** |
| 45 | 1,039 | 188 | 256 | **444** | 0 | 6 | **6** | 0 | 1 | **1** | 188 | 376 | **564** | 0 | 3 | **3** |
| 46 | 1,681 | 425 | 473 | **898** | 0 | 7 | **7** | 1 | 1 | **2** | 397 | 351 | **748** | 2 | 7 | **9** |
| | **42,480** | **7,798** | **14,610** | **22,408** | **33** | **185** | **218** | **25** | **106** | **131** | **6,480** | **12,222** | **18,702** | **38** | **308** | **346** |

| POLL BOOK TOTALS | Debbie **Stabenow** (DEM) | | | George E. **Huffman III** (UST) | | | John Howard **Wilhelm** (NLP) | | | John **James** (REP) | | | Marcia **Squier** (GRN) | | |
|---|---|---|---|---|---|---|---|---|---|---|---|---|---|---|---|
| | AV | Elec Day | TOTAL | AV | Elec Day | TOTAL | AV | Elec Day | TOTAL | AV | Elec Day | TOTAL | AV | Elec Day | TOTAL |
| **EASTPOINTE** | | | | | | | | | | | | | | | |
| 01 | 712 | 99 | 447 | **546** | 2 | 6 | **8** | 0 | 1 | **1** | 33 | 102 | **135** | 2 | 7 | **9** |
| 02 | 1,140 | 196 | 611 | **807** | 3 | 8 | **11** | 0 | 1 | **1** | 77 | 207 | **284** | 0 | 17 | **17** |
| 03 | 1,054 | 122 | 561 | **683** | 2 | 8 | **10** | 0 | 8 | **8** | 91 | 231 | **322** | 6 | 9 | **15** |
| 04 | 987 | 168 | 468 | **636** | 4 | 5 | **9** | 0 | 3 | **3** | 90 | 217 | **307** | 3 | 10 | **13** |
| 05 | 1,020 | 119 | 546 | **665** | 3 | 6 | **9** | 0 | 3 | **3** | 68 | 241 | **309** | 1 | 16 | **17** |
| 06 | 1,049 | 155 | 600 | **755** | 4 | 12 | **16** | 1 | 5 | **6** | 62 | 170 | **232** | 1 | 17 | **18** |
| 07 | 923 | 144 | 645 | **789** | 1 | 4 | **5** | 0 | 2 | **2** | 41 | 67 | **108** | 1 | 6 | **7** |
| 08 | 1,173 | 257 | 756 | **1,013** | 0 | 5 | **5** | 1 | 4 | **5** | 54 | 80 | **134** | 1 | 5 | **6** |
| 09 | 814 | 160 | 518 | **678** | 2 | 4 | **6** | 0 | 2 | **2** | 39 | 74 | **113** | 2 | 4 | **6** |
| 10 | 782 | 90 | 463 | **553** | 3 | 6 | **9** | 0 | 3 | **3** | 44 | 146 | **190** | 0 | 18 | **18** |
| 11 | 935 | 116 | 542 | **658** | 2 | 6 | **8** | 0 | 7 | **7** | 65 | 177 | **242** | 0 | 9 | **9** |
| 12 | 1,384 | 236 | 721 | **957** | 1 | 7 | **8** | 0 | 3 | **3** | 132 | 248 | **380** | 3 | 16 | **19** |
| 13 | 471 | 107 | 249 | **356** | 0 | 4 | **4** | 1 | 0 | **1** | 54 | 47 | **101** | 1 | 2 | **3** |
| 14 | 979 | 231 | 529 | **760** | 2 | 2 | **4** | 1 | 2 | **3** | 83 | 104 | **187** | 2 | 10 | **12** |
| | **13,423** | **2,200** | **7,656** | **9,856** | **29** | **83** | **112** | **4** | **44** | **48** | **933** | **2,111** | **3,044** | **23** | **146** | **169** |

| POLL BOOK TOTALS | Debbie **Stabenow** (DEM) | | | George E. **Huffman III** (UST) | | | John Howard **Wilhelm** (NLP) | | | John **James** (REP) | | | Marcia **Squier** (GRN) | | |
|---|---|---|---|---|---|---|---|---|---|---|---|---|---|---|---|
| | AV | Elec Day | TOTAL | AV | Elec Day | TOTAL | AV | Elec Day | TOTAL | AV | Elec Day | TOTAL | AV | Elec Day | TOTAL |
| **FRASER** | | | | | | | | | | | | | | | |
| 01 | 719 | 93 | 241 | **334** | 0 | 4 | **4** | 0 | 4 | **4** | 68 | 284 | **352** | 2 | 6 | **8** |
| 02 | 1,148 | 162 | 375 | **537** | 0 | 3 | **3** | 3 | 2 | **5** | 146 | 421 | **567** | 0 | 9 | **9** |
| 03 | 1,340 | 232 | 486 | **718** | 4 | 7 | **11** | 1 | 4 | **5** | 138 | 423 | **561** | 0 | 12 | **12** |
| 04 | 1,059 | 144 | 411 | **555** | 1 | 6 | **7** | 1 | 6 | **7** | 101 | 351 | **452** | 0 | 12 | **12** |
| 05 | 417 | 66 | 136 | **202** | 0 | 2 | **2** | 0 | 1 | **1** | 43 | 154 | **197** | 0 | 5 | **5** |
| 06 | 1,282 | 184 | 397 | **581** | 1 | 3 | **4** | 0 | 0 | **0** | 160 | 495 | **655** | 1 | 6 | **7** |
| 07 | 724 | 133 | 304 | **437** | 0 | 3 | **3** | 0 | 0 | **0** | 76 | 188 | **264** | 0 | 6 | **6** |
| | **6,689** | **1,014** | **2,350** | **3,364** | **6** | **28** | **34** | **5** | **17** | **22** | **732** | **2,316** | **3,048** | **3** | **56** | **59** |

| POLL BOOK TOTALS | Debbie **Stabenow** (DEM) | | | George E. **Huffman III** (UST) | | | John Howard **Wilhelm** (NLP) | | | John **James** (REP) | | | Marcia **Squier** (GRN) | | |
|---|---|---|---|---|---|---|---|---|---|---|---|---|---|---|---|
| | AV | Elec Day | TOTAL | AV | Elec Day | TOTAL | AV | Elec Day | TOTAL | AV | Elec Day | TOTAL | AV | Elec Day | TOTAL |
| **GROSSE POINTE SHORES** | | | | | | | | | | | | | | | |
| 03 | 56 | N/A | 20 | **20** | N/A | 1 | **1** | N/A | 0 | **0** | N/A | 34 | **34** | N/A | 0 | **0** |
| | **56** | **N/A** | **20** | **20** | **N/A** | **1** | **1** | **N/A** | **0** | **0** | **N/A** | **34** | **34** | **N/A** | **0** | **0** |

Debbie **Stabenow** (DEM) | John **James** (REP) | Marcia **Squier** (GRN)

| | POLL BOOK TOTALS | Debbie Stabenow (DEM) | | | George E. Huffman III (UST) | | | John Howard Wilhelm (NLP) | | | John James (REP) | | | Marcia Squier (GRN) | | |
|---|---|---|---|---|---|---|---|---|---|---|---|---|---|---|---|---|
| | | AV | Elec Day | TOTAL | AV | Elec Day | TOTAL | AV | Elec Day | TOTAL | AV | Elec Day | TOTAL | AV | Elec Day | TOTAL |
| **HARRISON TOWNSHIP** | | | | | | | | | | | | | | | | |
| 01 | 1,181 | 204 | 408 | **612** | 2 | 2 | **4** | 1 | 5 | **6** | 188 | 333 | **521** | 3 | 13 | **16** |
| 02 | 1,342 | 286 | 437 | **723** | 4 | 3 | **7** | 2 | 3 | **5** | 204 | 367 | **571** | 0 | 8 | **8** |
| 03 | 1,191 | 224 | 264 | **488** | 1 | 4 | **5** | 0 | 1 | **1** | 222 | 453 | **675** | 3 | 6 | **9** |
| 04 | 1,376 | 255 | 383 | **638** | 1 | 8 | **9** | 0 | 4 | **4** | 258 | 433 | **691** | 1 | 8 | **9** |
| 05 | 1,310 | 235 | 204 | **439** | 1 | 1 | **2** | 1 | 1 | **2** | 360 | 482 | **842** | 3 | 2 | **5** |
| 06 | 1,343 | 221 | 440 | **661** | 0 | 9 | **9** | 0 | 3 | **3** | 252 | 390 | **642** | 0 | 10 | **10** |
| 07 | 1,292 | 256 | 267 | **523** | 2 | 9 | **11** | 2 | 4 | **6** | 298 | 420 | **718** | 2 | 10 | **12** |
| 08 | 935 | 195 | 374 | **569** | 0 | 4 | **4** | 0 | 0 | **0** | 100 | 241 | **341** | 0 | 6 | **6** |
| 09 | 1,199 | 185 | 264 | **449** | 3 | 3 | **6** | 2 | 4 | **6** | 331 | 389 | **720** | 1 | 4 | **5** |
| 10 | 1,067 | 191 | 286 | **477** | 0 | 2 | **2** | 1 | 4 | **5** | 180 | 384 | **564** | 0 | 2 | **2** |
| | **12,236** | **2,252** | **3,327** | **5,579** | **14** | **45** | **59** | **9** | **29** | **38** | **2,393** | **3,892** | **6,285** | **13** | **69** | **82** |

| | POLL BOOK TOTALS | Debbie Stabenow (DEM) | | | George E. Huffman III (UST) | | | John Howard Wilhelm (NLP) | | | John James (REP) | | | Marcia Squier (GRN) | | |
|---|---|---|---|---|---|---|---|---|---|---|---|---|---|---|---|---|
| | | AV | Elec Day | TOTAL | AV | Elec Day | TOTAL | AV | Elec Day | TOTAL | AV | Elec Day | TOTAL | AV | Elec Day | TOTAL |
| **LENOX TOWNSHIP** | | | | | | | | | | | | | | | | |
| 01 | 817 | 113 | 149 | **262** | 1 | 7 | **8** | 0 | 1 | **1** | 160 | 371 | **531** | 1 | 3 | **4** |
| 02 | 1,172 | 173 | 272 | **445** | 2 | 8 | **10** | 1 | 6 | **7** | 156 | 515 | **671** | 1 | 13 | **14** |
| 03 | 1,136 | 169 | 450 | **619** | 1 | 5 | **6** | 1 | 4 | **5** | 67 | 409 | **476** | 0 | 6 | **6** |
| 04 | 536 | 31 | 228 | **259** | 0 | 6 | **6** | 0 | 2 | **2** | 22 | 227 | **249** | 0 | 9 | **9** |
| | **3,661** | **486** | **1,099** | **1,585** | **4** | **26** | **30** | **2** | **13** | **15** | **405** | **1,522** | **1,927** | **2** | **31** | **33** |

| | POLL BOOK TOTALS | Debbie Stabenow (DEM) | | | George E. Huffman III (UST) | | | John Howard Wilhelm (NLP) | | | John James (REP) | | | Marcia Squier (GRN) | | |
|---|---|---|---|---|---|---|---|---|---|---|---|---|---|---|---|---|
| | | AV | Elec Day | TOTAL | AV | Elec Day | TOTAL | AV | Elec Day | TOTAL | AV | Elec Day | TOTAL | AV | Elec Day | TOTAL |
| **MACOMB TOWNSHIP** | | | | | | | | | | | | | | | | |
| 01 | 968 | 154 | 207 | **361** | 1 | 2 | **3** | 1 | 1 | **2** | 166 | 420 | **586** | 1 | 3 | **4** |
| 02 | 1,079 | 196 | 291 | **487** | 2 | 5 | **7** | 0 | 1 | **1** | 168 | 397 | **565** | 0 | 0 | **0** |
| 03 | 1,137 | 122 | 354 | **476** | 1 | 5 | **6** | 0 | 2 | **2** | 127 | 501 | **628** | 0 | 9 | **9** |
| 04 | 1,071 | 157 | 312 | **469** | 1 | 6 | **7** | 0 | 2 | **2** | 135 | 435 | **570** | 1 | 7 | **8** |
| 05 | 1,397 | 189 | 405 | **594** | 2 | 5 | **7** | 0 | 2 | **2** | 197 | 568 | **765** | 0 | 9 | **9** |
| 06 | 978 | 205 | 229 | **434** | 5 | 2 | **7** | 0 | 2 | **2** | 214 | 297 | **511** | 3 | 7 | **10** |
| 07 | 994 | 155 | 266 | **421** | 0 | 4 | **4** | 0 | 1 | **1** | 173 | 371 | **544** | 0 | 5 | **5** |
| 08 | 1,008 | 204 | 246 | **450** | 1 | 6 | **7** | 0 | 0 | **0** | 186 | 338 | **524** | 4 | 6 | **10** |
| 09 | 772 | 101 | 185 | **286** | 1 | 2 | **3** | 0 | 1 | **1** | 148 | 322 | **470** | 0 | 0 | **0** |
| 10 | 906 | 126 | 365 | **491** | 0 | 8 | **8** | 1 | 6 | 7 | 83 | 285 | **368** | 1 | 8 | **9** |
| 11 | 1,319 | 154 | 424 | **578** | 1 | 3 | **4** | 0 | 1 | **1** | 168 | 538 | **706** | 1 | 3 | **4** |
| 12 | 1,240 | 230 | 328 | **558** | 1 | 3 | **4** | 0 | 0 | **0** | 207 | 451 | **658** | 1 | 3 | **4** |
| 13 | 1,162 | 113 | 358 | **471** | 3 | 3 | **6** | 1 | 6 | 7 | 154 | 497 | **651** | 0 | 8 | **8** |
| 14 | 1,267 | 178 | 342 | **520** | 0 | 0 | **0** | 0 | 2 | **2** | 223 | 504 | **727** | 0 | 3 | **3** |
| 15 | 1,282 | 260 | 241 | **501** | 3 | 6 | **9** | 2 | 1 | **3** | 287 | 447 | **734** | 3 | 7 | **10** |
| 16 | 1,565 | 193 | 412 | **605** | 0 | 6 | **6** | 0 | 1 | **1** | 213 | 707 | **920** | 1 | 5 | **6** |
| 17 | 1,487 | 164 | 453 | **617** | 1 | 10 | **11** | 1 | 0 | **1** | 212 | 616 | **828** | 0 | 6 | **6** |
| 18 | 867 | 158 | 311 | **469** | 2 | 8 | **10** | 0 | 3 | **3** | 119 | 237 | **356** | 0 | 13 | **13** |
| 19 | 621 | 83 | 285 | **368** | 0 | 3 | **3** | 0 | 4 | **4** | 46 | 176 | **222** | 0 | 9 | **9** |
| 20 | 1,146 | 144 | 327 | **471** | 3 | 1 | **4** | 0 | 1 | **1** | 159 | 489 | **648** | 0 | 3 | **3** |
| 21 | 1,466 | 286 | 342 | **628** | 3 | 1 | **4** | 0 | 2 | **2** | 306 | 494 | **800** | 1 | 5 | **6** |

| | | | | | | | | | | | | | | | | | |
|---|---|---|---|---|---|---|---|---|---|---|---|---|---|---|---|---|---|
| 22 | 1,234 | 255 | 262 | **517** | 1 | 1 | **2** | 1 | 0 | **1** | 296 | 394 | **690** | 1 | 4 | **5** |
| 23 | 1,086 | 258 | 187 | **445** | 3 | 1 | **4** | 1 | 1 | **2** | 334 | 282 | **616** | 1 | 4 | **5** |
| 24 | 1,063 | 290 | 200 | **490** | 5 | 0 | **5** | 1 | 0 | **1** | 351 | 203 | **554** | 3 | 2 | **5** |
| 25 | 938 | 81 | 302 | **383** | 0 | 0 | **0** | 0 | 1 | **1** | 95 | 425 | **520** | 0 | 6 | **6** |
| 26 | 832 | 96 | 249 | **345** | 1 | 4 | **5** | 0 | 3 | **3** | 119 | 338 | **457** | 0 | 3 | **3** |
| 27 | 1,436 | 193 | 360 | **553** | 0 | 2 | **2** | 0 | 4 | **4** | 191 | 656 | **847** | 0 | 3 | **3** |
| 28 | 905 | 91 | 293 | **384** | 0 | 2 | **2** | 0 | 1 | **1** | 103 | 388 | **491** | 0 | 1 | **1** |
| 29 | 1,044 | 89 | 379 | **468** | 1 | 0 | **1** | 1 | 0 | **1** | 102 | 437 | **539** | 0 | 5 | **5** |
| 30 | 1,135 | 133 | 315 | **448** | 1 | 3 | **4** | 0 | 1 | **1** | 163 | 493 | **656** | 1 | 2 | **3** |
| 31 | 804 | 116 | 205 | **321** | 2 | 0 | **2** | 1 | 1 | **2** | 136 | 330 | **466** | 0 | 1 | **1** |
| 32 | 1,091 | 119 | 299 | **418** | 1 | 4 | **5** | 0 | 1 | **1** | 154 | 484 | **638** | 0 | 3 | **3** |
| 33 | 815 | 152 | 225 | **377** | 0 | 3 | **3** | 0 | 4 | **4** | 132 | 275 | **407** | 0 | 1 | **1** |
| 34 | 1,039 | 116 | 326 | **442** | 0 | 3 | **3** | 0 | 2 | **2** | 94 | 476 | **570** | 1 | 1 | **2** |
| 35 | 1,143 | 102 | 421 | **523** | 0 | 0 | **0** | 1 | 1 | **2** | 113 | 466 | **579** | 0 | 8 | **8** |
| 36 | 938 | 100 | 290 | **390** | 1 | 4 | **5** | 0 | 2 | **2** | 112 | 417 | **529** | 0 | 5 | **5** |
| 37 | 800 | 153 | 151 | **304** | 4 | 2 | **6** | 0 | 1 | **1** | 153 | 321 | **474** | 1 | 4 | **5** |
| | **40,035** | **5,916** | **11,147** | **17,063** | **51** | **118** | **169** | **12** | **62** | **74** | **6,339** | **15,475** | **21,814** | **25** | **172** | **197** |

| POLL BOOK TOTALS | Debbie **Stabenow** (DEM) | | | George E. **Huffman** III (UST) | | | John Howard **Wilhelm** (NLP) | | | John **James** (REP) | | | Marcia **Squier** (GRN) | | |
|---|---|---|---|---|---|---|---|---|---|---|---|---|---|---|---|
| | AV | Elec Day | TOTAL | AV | Elec Day | TOTAL | AV | Elec Day | TOTAL | AV | Elec Day | TOTAL | AV | Elec Day | TOTAL |

| MEMPHIS | | | | | | | | | | | | | | | | | |
|---|---|---|---|---|---|---|---|---|---|---|---|---|---|---|---|---|---|
| 01 | 308 | N/A | 108 | **108** | N/A | 2 | **2** | N/A | 2 | **2** | N/A | 183 | **183** | N/A | 3 | **3** |
| | **308** | N/A | 108 | **108** | N/A | **2** | **2** | N/A | **2** | **2** | N/A | **183** | **183** | N/A | **3** | **3** |

| POLL BOOK TOTALS | Debbie **Stabenow** (DEM) | | | George E. **Huffman** III (UST) | | | John Howard **Wilhelm** (NLP) | | | John **James** (REP) | | | Marcia **Squier** (GRN) | | |
|---|---|---|---|---|---|---|---|---|---|---|---|---|---|---|---|
| | AV | Elec Day | TOTAL | AV | Elec Day | TOTAL | AV | Elec Day | TOTAL | AV | Elec Day | TOTAL | AV | Elec Day | TOTAL |

| MOUNT CLEMENS | | | | | | | | | | | | | | | | | |
|---|---|---|---|---|---|---|---|---|---|---|---|---|---|---|---|---|---|
| 01 | 639 | 121 | 385 | **506** | 1 | 6 | **7** | 0 | 3 | **3** | 13 | 95 | **108** | 1 | 5 | **6** |
| 02 | 911 | 119 | 397 | **516** | 1 | 5 | **6** | 0 | 4 | **4** | 69 | 291 | **360** | 1 | 9 | **10** |
| 03 | 1,356 | 170 | 624 | **794** | 2 | 13 | **15** | 0 | 9 | **9** | 87 | 410 | **497** | 3 | 20 | **23** |
| 04 | 611 | 90 | 265 | **355** | 0 | 4 | **4** | 1 | 4 | **5** | 51 | 177 | **228** | 1 | 8 | **9** |
| 05 | 612 | 161 | 325 | **486** | 1 | 4 | **5** | 3 | 2 | **5** | 31 | 72 | **103** | 0 | 4 | **4** |
| 06 | 721 | 90 | 374 | **464** | 1 | 8 | **9** | 1 | 2 | **3** | 44 | 182 | **226** | 2 | 7 | **9** |
| 09 | 1,081 | 175 | 340 | **515** | 2 | 2 | **4** | 1 | 2 | **3** | 127 | 403 | **530** | 0 | 10 | **10** |
| | **5,931** | **926** | **2,710** | **3,636** | **8** | **42** | **50** | **6** | **26** | **32** | **422** | **1,630** | **2,052** | **8** | **63** | **71** |

| POLL BOOK TOTALS | Debbie **Stabenow** (DEM) | | | George E. **Huffman** III (UST) | | | John Howard **Wilhelm** (NLP) | | | John **James** (REP) | | | Marcia **Squier** (GRN) | | |
|---|---|---|---|---|---|---|---|---|---|---|---|---|---|---|---|
| | AV | Elec Day | TOTAL | AV | Elec Day | TOTAL | AV | Elec Day | TOTAL | AV | Elec Day | TOTAL | AV | Elec Day | TOTAL |

| NEW BALTIMORE | | | | | | | | | | | | | | | | | |
|---|---|---|---|---|---|---|---|---|---|---|---|---|---|---|---|---|---|
| 01 | 850 | 115 | 251 | **366** | 2 | 2 | **4** | 0 | 1 | **1** | 86 | 366 | **452** | 0 | 9 | **9** |
| 02 | 682 | 78 | 174 | **252** | 2 | 1 | **3** | 0 | 2 | **2** | 92 | 320 | **412** | 0 | 3 | **3** |
| 03 | 1,567 | 155 | 412 | **567** | 2 | 4 | **6** | 0 | 4 | **4** | 188 | 765 | **953** | 2 | 8 | **10** |
| 04 | 1,265 | 182 | 366 | **548** | 0 | 7 | **7** | 0 | 3 | **3** | 173 | 496 | **669** | 2 | 3 | **5** |
| 05 | 1,217 | 139 | 342 | **481** | 1 | 10 | **11** | 0 | 4 | **4** | 147 | 550 | **697** | 0 | 8 | **8** |
| | **5,581** | **669** | **1,545** | **2,214** | **7** | **24** | **31** | **0** | **14** | **14** | **686** | **2,497** | **3,183** | **4** | **31** | **35** |

| POLL BOOK TOTALS | Debbie **Stabenow** (DEM) | | | George E. **Huffman** III (UST) | | | John Howard **Wilhelm** (NLP) | | | John **James** (REP) | | | Marcia **Squier** (GRN) | | |
|---|---|---|---|---|---|---|---|---|---|---|---|---|---|---|---|
| | AV | Elec Day | TOTAL | AV | | TOTAL | AV | | TOTAL | AV | Elec Day | TOTAL | AV | | TOTAL |

| | | Debbie Stabenow (DEM) | | | George E. Huffman III (UST) | | | John Howard Wilhelm (NLP) | | | John James (REP) | | | Marcia Squier (GRN) | | |
|---|---|---|---|---|---|---|---|---|---|---|---|---|---|---|---|---|
| RAY TOWNSHIP | POLL BOOK TOTALS | AV | Elec Day | TOTAL | AV | Elec Day | TOTAL | AV | Elec Day | TOTAL | AV | Elec Day | TOTAL | AV | Elec Day | TOTAL |
| 01 | 830 | 91 | 165 | 256 | 3 | 1 | 4 | 1 | 0 | 1 | 160 | 397 | 557 | 0 | 3 | 3 |
| 02 | 1,115 | 130 | 235 | 365 | 3 | 4 | 7 | 1 | 5 | 6 | 202 | 513 | 715 | 1 | 8 | 9 |
| | 1,945 | 221 | 400 | 621 | 6 | 5 | 11 | 2 | 5 | 7 | 362 | 910 | 1,272 | 1 | 11 | 12 |

| | | Debbie Stabenow (DEM) | | | George E. Huffman III (UST) | | | John Howard Wilhelm (NLP) | | | John James (REP) | | | Marcia Squier (GRN) | | |
|---|---|---|---|---|---|---|---|---|---|---|---|---|---|---|---|---|
| RICHMOND CITY | POLL BOOK TOTALS | AV | Elec Day | TOTAL | AV | Elec Day | TOTAL | AV | Elec Day | TOTAL | AV | Elec Day | TOTAL | AV | Elec Day | TOTAL |
| 01 | 1,407 | 199 | 364 | 563 | 1 | 8 | 9 | 1 | 6 | 7 | 224 | 563 | 787 | 0 | 13 | 13 |
| 02 | 1,204 | 143 | 323 | 466 | 0 | 8 | 8 | 2 | 1 | 3 | 158 | 535 | 693 | 0 | 6 | 6 |
| | 2,611 | 342 | 687 | 1,029 | 1 | 16 | 17 | 3 | 7 | 10 | 382 | 1,098 | 1,480 | 0 | 19 | 19 |

| | | Debbie Stabenow (DEM) | | | George E. Huffman III (UST) | | | John Howard Wilhelm (NLP) | | | John James (REP) | | | Marcia Squier (GRN) | | |
|---|---|---|---|---|---|---|---|---|---|---|---|---|---|---|---|---|
| RICHMOND TOWNSHIP | POLL BOOK TOTALS | AV | Elec Day | TOTAL | AV | Elec Day | TOTAL | AV | Elec Day | TOTAL | AV | Elec Day | TOTAL | AV | Elec Day | TOTAL |
| 01 | 804 | N/A | 210 | 210 | N/A | 4 | 4 | N/A | 3 | 3 | N/A | 570 | 570 | N/A | 2 | 2 |
| 02 | 947 | N/A | 284 | 284 | N/A | 10 | 10 | N/A | 4 | 4 | N/A | 633 | 633 | N/A | 4 | 4 |
| | 1,751 | N/A | 494 | 494 | N/A | 14 | 14 | N/A | 7 | 7 | N/A | 1,203 | 1,203 | N/A | 6 | 6 |

| | | Debbie Stabenow (DEM) | | | George E. Huffman III (UST) | | | John Howard Wilhelm (NLP) | | | John James (REP) | | | Marcia Squier (GRN) | | |
|---|---|---|---|---|---|---|---|---|---|---|---|---|---|---|---|---|
| ROSEVILLE | POLL BOOK TOTALS | AV | Elec Day | TOTAL | AV | Elec Day | TOTAL | AV | Elec Day | TOTAL | AV | Elec Day | TOTAL | AV | Elec Day | TOTAL |
| 01 | 1,170 | 140 | 531 | 671 | 1 | 12 | 13 | 0 | 3 | 3 | 99 | 344 | 443 | 1 | 19 | 20 |
| 02 | 1,605 | 246 | 690 | 936 | 4 | 15 | 19 | 1 | 2 | 3 | 116 | 475 | 591 | 5 | 19 | 24 |
| 03 | 1,072 | 172 | 540 | 712 | 1 | 12 | 13 | 1 | 5 | 6 | 70 | 241 | 311 | 2 | 10 | 12 |
| 04 | 673 | 104 | 296 | 400 | 0 | 8 | 8 | 0 | 2 | 2 | 57 | 190 | 247 | 0 | 11 | 11 |
| 05 | 1,141 | 171 | 524 | 695 | 1 | 7 | 8 | 1 | 4 | 5 | 84 | 313 | 397 | 1 | 10 | 11 |
| 06 | 1,511 | 204 | 611 | 815 | 5 | 12 | 17 | 2 | 14 | 16 | 126 | 493 | 619 | 2 | 20 | 22 |
| 07 | 1,546 | 226 | 676 | 902 | 3 | 11 | 14 | 1 | 5 | 6 | 113 | 443 | 556 | 2 | 25 | 27 |
| 08 | 1,404 | 255 | 548 | 803 | 2 | 9 | 11 | 1 | 3 | 4 | 139 | 404 | 543 | 3 | 15 | 18 |
| 09 | 1,456 | 240 | 523 | 763 | 3 | 4 | 7 | 2 | 7 | 9 | 179 | 449 | 628 | 0 | 15 | 15 |
| 10 | 864 | 128 | 344 | 472 | 2 | 10 | 12 | 0 | 4 | 4 | 57 | 296 | 353 | 1 | 5 | 6 |
| 11 | 1,151 | 156 | 443 | 599 | 2 | 10 | 12 | 5 | 3 | 8 | 115 | 375 | 490 | 4 | 11 | 15 |
| 12 | 951 | 172 | 380 | 552 | 1 | 7 | 8 | 2 | 3 | 5 | 137 | 213 | 350 | 2 | 9 | 11 |
| 13 | 575 | 102 | 216 | 318 | 0 | 9 | 9 | 0 | 3 | 3 | 46 | 182 | 228 | 1 | 2 | 3 |
| 14 | 875 | 133 | 354 | 487 | 3 | 9 | 12 | 2 | 3 | 5 | 91 | 242 | 333 | 2 | 17 | 19 |
| 15 | 1,338 | 246 | 645 | 891 | 2 | 10 | 12 | 2 | 2 | 4 | 132 | 259 | 391 | 3 | 14 | 17 |
| | 17,332 | 2,695 | 7,321 | 10,016 | 30 | 145 | 175 | 20 | 63 | 83 | 1,561 | 4,919 | 6,480 | 29 | 202 | 231 |

| | | Debbie Stabenow (DEM) | | | George E. Huffman III (UST) | | | John Howard Wilhelm (NLP) | | | John James (REP) | | | Marcia Squier (GRN) | | |
|---|---|---|---|---|---|---|---|---|---|---|---|---|---|---|---|---|
| SHELBY TOWNSHIP | POLL BOOK TOTALS | AV | Elec Day | TOTAL | AV | Elec Day | TOTAL | AV | Elec Day | TOTAL | AV | Elec Day | TOTAL | AV | Elec Day | TOTAL |
| 01 | 1,740 | 251 | 348 | 599 | 2 | 2 | 4 | 0 | 2 | 2 | 381 | 724 | 1,105 | 1 | 6 | 7 |
| 02 | 1,457 | 169 | 385 | 554 | 0 | 6 | 6 | 2 | 4 | 6 | 280 | 584 | 864 | 1 | 11 | 12 |
| 03 | 720 | 69 | 222 | 291 | 0 | 4 | 4 | 1 | 5 | 6 | 67 | 321 | 388 | 1 | 9 | 10 |
| 04 | 1,187 | 176 | 270 | 446 | 1 | 3 | 4 | 0 | 1 | 1 | 245 | 475 | 720 | 0 | 2 | 2 |

| | | | | | | | | | | | | | | | | |
|---|---|---|---|---|---|---|---|---|---|---|---|---|---|---|---|---|
| 05 | 842 | 151 | 282 | **433** | 1 | 1 | **2** | 1 | 1 | **2** | 141 | 249 | **390** | 0 | 4 | **4** |
| 06 | 968 | 94 | 375 | **469** | 3 | 4 | **7** | 1 | 4 | **5** | 69 | 390 | **459** | 0 | 6 | **6** |
| 07 | 1,197 | 190 | 269 | **459** | 3 | 5 | **8** | 0 | 2 | **2** | 256 | 453 | **709** | 0 | 7 | **7** |
| 08 | 636 | 82 | 156 | **238** | 0 | 1 | **1** | 0 | 3 | **3** | 117 | 266 | **383** | 0 | 1 | **1** |
| 09 | 803 | 66 | 363 | **429** | 2 | 8 | **10** | 0 | 5 | **5** | 60 | 284 | **344** | 0 | 9 | **9** |
| 10 | 965 | 167 | 231 | **398** | 2 | 1 | **3** | 0 | 3 | **3** | 143 | 392 | **535** | 2 | 6 | **8** |
| 11 | 1,267 | 183 | 367 | **550** | 3 | 8 | **11** | 1 | 7 | **8** | 167 | 498 | **665** | 2 | 7 | **9** |
| 12 | 879 | 102 | 214 | **316** | 0 | 3 | **3** | 0 | 0 | **0** | 185 | 362 | **547** | 0 | 2 | **2** |
| 13 | 680 | 109 | 150 | **259** | 0 | 2 | **2** | 0 | 1 | **1** | 140 | 260 | **400** | 0 | 3 | **3** |
| 14 | 1,391 | 166 | 329 | **495** | 0 | 3 | **3** | 0 | 1 | **1** | 229 | 628 | **857** | 1 | 10 | **11** |
| 15 | 1,393 | 205 | 359 | **564** | 0 | 4 | **4** | 2 | 1 | **3** | 240 | 552 | **792** | 0 | 7 | **7** |
| 16 | 1,798 | 284 | 357 | **641** | 2 | 3 | **5** | 0 | 1 | **1** | 425 | 705 | **1,130** | 0 | 4 | **4** |
| 17 | 1,487 | 155 | 383 | **538** | 3 | 1 | **4** | 1 | 4 | **5** | 234 | 684 | **918** | 0 | 3 | **3** |
| 18 | 1,084 | 202 | 269 | **471** | 0 | 2 | **2** | 0 | 1 | **1** | 207 | 373 | **580** | 1 | 7 | **8** |
| 19 | 984 | 118 | 251 | **369** | 4 | 2 | **6** | 0 | 4 | **4** | 215 | 367 | **582** | 0 | 11 | **11** |
| 20 | 772 | 133 | 206 | **339** | 0 | 1 | **1** | 1 | 2 | **3** | 124 | 286 | **410** | 1 | 5 | **6** |
| 21 | 739 | 47 | 396 | **443** | 0 | 2 | **2** | 1 | 4 | **5** | 30 | 228 | **258** | 0 | 12 | **12** |
| 22 | 1,810 | 315 | 330 | **645** | 0 | 2 | **2** | 0 | 0 | **0** | 451 | 691 | **1,142** | 0 | 3 | **3** |
| 23 | 1,595 | 161 | 336 | **497** | 1 | 3 | **4** | 2 | 6 | **8** | 402 | 656 | **1,058** | 1 | 7 | **8** |
| 24 | 1,861 | 290 | 321 | **611** | 2 | 3 | **5** | 0 | 2 | **2** | 457 | 749 | **1,206** | 3 | 10 | **13** |
| 25 | 1,344 | 199 | 312 | **511** | 2 | 2 | **4** | 2 | 5 | **7** | 321 | 483 | **804** | 0 | 3 | **3** |
| 26 | 1,172 | 260 | 272 | **532** | 3 | 4 | **7** | 1 | 1 | **2** | 258 | 342 | **600** | 3 | 9 | **12** |
| 27 | 1,326 | 215 | 403 | **618** | 1 | 2 | **3** | 0 | 0 | **0** | 204 | 476 | **680** | 1 | 3 | **4** |
| 28 | 1,403 | 370 | 271 | **641** | 5 | 4 | **9** | 1 | 0 | **1** | 357 | 370 | **727** | 3 | 2 | **5** |
| 29 | 859 | 106 | 226 | **332** | 0 | 2 | **2** | 0 | 1 | **1** | 127 | 381 | **508** | 0 | 5 | **5** |
| 30 | 1,063 | 161 | 268 | **429** | 3 | 4 | **7** | 1 | 2 | **3** | 210 | 390 | **600** | 0 | 3 | **3** |
| | **35,422** | **5,196** | **8,921** | **14,117** | **43** | **92** | **135** | **18** | **73** | **91** | **6,742** | **13,619** | **20,361** | **21** | **177** | **198** |

| | POLL BOOK TOTALS | Debbie **Stabenow** (DEM) | | | George E. **Huffman III** (UST) | | | John Howard **Wilhelm** (NLP) | | | John **James** (REP) | | | Marcia **Squier** (GRN) | | |
|---|---|---|---|---|---|---|---|---|---|---|---|---|---|---|---|---|
| | | AV | Elec Day | TOTAL | AV | Elec Day | TOTAL | AV | Elec Day | TOTAL | AV | Elec Day | TOTAL | AV | Elec Day | TOTAL |
| **ST. CLAIR SHORES** | | | | | | | | | | | | | | | | |
| 01 | 1,882 | 402 | 535 | **937** | 2 | 0 | **2** | 0 | 3 | **3** | 374 | 530 | **904** | 2 | 4 | **6** |
| 02 | 1,666 | 392 | 493 | **885** | 5 | 7 | **12** | 3 | 4 | **7** | 273 | 443 | **716** | 1 | 16 | **17** |
| 03 | 1,600 | 241 | 631 | **872** | 3 | 8 | **11** | 1 | 6 | **7** | 184 | 496 | **680** | 3 | 13 | **16** |
| 04 | 1,569 | 283 | 556 | **839** | 2 | 4 | **6** | 0 | 0 | **0** | 234 | 457 | **691** | 3 | 10 | **13** |
| 05 | 1,452 | 221 | 591 | **812** | 0 | 7 | **7** | 1 | 4 | **5** | 119 | 466 | **585** | 2 | 20 | **22** |
| 06 | 1,434 | 258 | 694 | **952** | 1 | 6 | **7** | 1 | 5 | **6** | 162 | 275 | **437** | 1 | 12 | **13** |
| 07 | 912 | 135 | 371 | **506** | 0 | 3 | **3** | 1 | 4 | **5** | 99 | 269 | **368** | 1 | 19 | **20** |
| 08 | 1,303 | 226 | 415 | **641** | 1 | 9 | **10** | 0 | 3 | **3** | 182 | 433 | **615** | 3 | 9 | **12** |
| 09 | 842 | 168 | 253 | **421** | 2 | 2 | **4** | 0 | 4 | **4** | 121 | 277 | **398** | 1 | 5 | **6** |
| 10 | 1,587 | 244 | 596 | **840** | 3 | 3 | **6** | 1 | 6 | **7** | 189 | 511 | **700** | 0 | 12 | **12** |
| 11 | 664 | 103 | 197 | **300** | 1 | 5 | **6** | 0 | 5 | **5** | 94 | 240 | **334** | 2 | 7 | **9** |
| 12 | 1,585 | 310 | 443 | **753** | 1 | 11 | **12** | 2 | 4 | **6** | 272 | 502 | **774** | 1 | 9 | **10** |
| 13 | 1,896 | 360 | 425 | **785** | 6 | 4 | **10** | 1 | 1 | **2** | 398 | 670 | **1,068** | 1 | 12 | **13** |
| 14 | 637 | 109 | 186 | **295** | 2 | 1 | **3** | 1 | 3 | **4** | 83 | 241 | **324** | 1 | 5 | **6** |
| 15 | 1,565 | 286 | 515 | **801** | 2 | 4 | **6** | 0 | 3 | **3** | 180 | 538 | **718** | 3 | 9 | **12** |
| 16 | 1,466 | 263 | 460 | **723** | 2 | 5 | **7** | 1 | 8 | **9** | 195 | 499 | **694** | 3 | 9 | **12** |
| 17 | 1,641 | 292 | 476 | **768** | 2 | 3 | **5** | 1 | 1 | **2** | 293 | 539 | **832** | 1 | 7 | **8** |
| 18 | 1,291 | 251 | 367 | **618** | 1 | 6 | **7** | 0 | 7 | **7** | 180 | 441 | **621** | 2 | 7 | **9** |
| 19 | 1,063 | 203 | 307 | **510** | 2 | 3 | **5** | 0 | 2 | **2** | 164 | 351 | **515** | 1 | 8 | **9** |

| | | | | | | | | | | | | | | | | |
|---|---|---|---|---|---|---|---|---|---|---|---|---|---|---|---|---|
| 20 | 760 | 141 | 239 | **380** | 1 | 2 | **3** | 0 | 1 | **1** | 127 | 226 | **353** | 3 | 9 | **12** |
| 21 | 1,195 | 202 | 399 | **601** | 1 | 2 | **3** | 1 | 5 | **6** | 160 | 392 | **552** | 2 | 11 | **13** |
| 22 | 959 | 158 | 263 | **421** | 1 | 5 | **6** | 2 | 3 | **5** | 142 | 361 | **503** | 0 | 11 | **11** |
| 23 | 1,279 | 222 | 394 | **616** | 2 | 8 | **10** | 1 | 3 | **4** | 173 | 443 | **616** | 1 | 6 | **7** |
| | **30,248** | **5,470** | **9,806** | **15,276** | **43** | **108** | **151** | **18** | **85** | **103** | **4,398** | **9,600** | **13,998** | **38** | **230** | **268** |

| | POLL BOOK TOTALS | Debbie **Stabenow** (DEM) | | | George E. **Huffman III** (UST) | | | John Howard **Wilhelm** (NLP) | | | John **James** (REP) | | | Marcia **Squier** (GRN) | | |
|---|---|---|---|---|---|---|---|---|---|---|---|---|---|---|---|---|
| | | AV | Elec Day | TOTAL | AV | Elec Day | TOTAL | AV | Elec Day | TOTAL | AV | Elec Day | TOTAL | AV | Elec Day | TOTAL |
| **STERLING HEIGHTS** | | | | | | | | | | | | | | | | |
| 01 | 833 | 106 | 357 | **463** | 0 | 6 | **6** | 0 | 0 | **0** | 71 | 270 | **341** | 0 | 7 | **7** |
| 02 | 1,330 | 187 | 553 | **740** | 3 | 8 | **11** | 0 | 0 | **0** | 138 | 412 | **550** | 1 | 15 | **16** |
| 03 | 1,454 | 251 | 629 | **880** | 2 | 4 | **6** | 0 | 3 | **3** | 164 | 370 | **534** | 3 | 7 | **10** |
| 04 | 1,714 | 278 | 689 | **967** | 2 | 5 | **7** | 0 | 6 | **6** | 208 | 499 | **707** | 0 | 8 | **8** |
| 05 | 1,577 | 240 | 661 | **901** | 2 | 4 | **6** | 0 | 5 | **5** | 181 | 434 | **615** | 0 | 20 | **20** |
| 06 | 853 | 122 | 278 | **400** | 1 | 1 | **2** | 0 | 3 | **3** | 133 | 301 | **434** | 0 | 3 | **3** |
| 07 | 1,317 | 189 | 447 | **636** | 0 | 8 | **8** | 0 | 4 | **4** | 168 | 460 | **628** | 3 | 11 | **14** |
| 08 | 1,002 | 129 | 375 | **504** | 1 | 3 | **4** | 3 | 4 | **7** | 116 | 349 | **465** | 0 | 6 | **6** |
| 09 | 559 | 74 | 193 | **267** | 2 | 1 | **3** | 2 | 2 | **4** | 70 | 197 | **267** | 0 | 6 | **6** |
| 10 | 1,302 | 218 | 437 | **655** | 0 | 5 | **5** | 0 | 2 | **2** | 198 | 424 | **622** | 0 | 6 | **6** |
| 11 | 779 | 118 | 280 | **398** | 0 | 1 | **1** | 1 | 2 | **3** | 114 | 250 | **364** | 0 | 5 | **5** |
| 12 | 1,430 | 242 | 492 | **734** | 1 | 10 | **11** | 0 | 1 | **1** | 222 | 436 | **658** | 1 | 6 | **7** |
| 13 | 850 | 117 | 347 | **464** | 0 | 4 | **4** | 0 | 1 | **1** | 113 | 253 | **366** | 0 | 4 | **4** |
| 14 | 753 | 132 | 314 | **446** | 2 | 3 | **5** | 0 | 5 | **5** | 72 | 207 | **279** | 2 | 5 | **7** |
| 15 | 797 | 101 | 251 | **352** | 1 | 3 | **4** | 1 | 3 | **4** | 120 | 296 | **416** | 1 | 3 | **4** |
| 16 | 812 | 123 | 288 | **411** | 0 | 4 | **4** | 0 | 3 | **3** | 99 | 281 | **380** | 0 | 3 | **3** |
| 17 | 826 | 143 | 267 | **410** | 1 | 6 | **7** | 0 | 3 | **3** | 100 | 292 | **392** | 0 | 3 | **3** |
| 18 | 1,296 | 208 | 457 | **665** | 4 | 3 | **7** | 0 | 2 | **2** | 161 | 428 | **589** | 3 | 8 | **11** |
| 19 | 1,476 | 234 | 560 | **794** | 2 | 4 | **6** | 1 | 2 | **3** | 177 | 448 | **625** | 0 | 17 | **17** |
| 20 | 1,260 | 181 | 420 | **601** | 3 | 5 | **8** | 1 | 3 | **4** | 158 | 457 | **615** | 3 | 3 | **6** |
| 21 | 780 | 93 | 291 | **384** | 0 | 4 | **4** | 0 | 1 | **1** | 79 | 294 | **373** | 0 | 5 | **5** |
| 22 | 926 | 131 | 295 | **426** | 2 | 2 | **4** | 0 | 1 | **1** | 122 | 354 | **476** | 0 | 3 | **3** |
| 23 | 926 | 122 | 308 | **430** | 2 | 1 | **3** | 0 | 1 | **1** | 122 | 351 | **473** | 0 | 3 | **3** |
| 24 | 946 | 101 | 335 | **436** | 1 | 7 | **8** | 0 | 2 | **2** | 93 | 383 | **476** | 2 | 8 | **10** |
| 25 | 1,598 | 253 | 497 | **750** | 0 | 10 | **10** | 1 | 2 | **3** | 217 | 579 | **796** | 0 | 14 | **14** |
| 26 | 1,478 | 204 | 390 | **594** | 2 | 2 | **4** | 0 | 1 | **1** | 229 | 606 | **835** | 2 | 9 | **11** |
| 27 | 1,355 | 196 | 433 | **629** | 0 | 2 | **2** | 0 | 6 | **6** | 159 | 528 | **687** | 2 | 7 | **9** |
| 28 | 1,121 | 184 | 344 | **528** | 0 | 2 | **2** | 1 | 2 | **3** | 177 | 389 | **566** | 3 | 4 | **7** |
| 29 | 1,083 | 158 | 336 | **494** | 3 | 4 | **7** | 0 | 5 | **5** | 141 | 409 | **550** | 3 | 6 | **9** |
| 30 | 682 | 107 | 252 | **359** | 1 | 5 | **6** | 0 | 5 | **5** | 73 | 214 | **287** | 0 | 6 | **6** |
| 31 | 696 | 80 | 282 | **362** | 0 | 2 | **2** | 0 | 1 | **1** | 42 | 273 | **315** | 0 | 5 | **5** |
| 32 | 495 | 37 | 229 | **266** | 0 | 9 | **9** | 1 | 8 | **9** | 17 | 177 | **194** | 2 | 6 | **8** |
| 33 | 951 | 196 | 250 | **446** | 2 | 1 | **3** | 0 | 2 | **2** | 174 | 306 | **480** | 3 | 6 | **9** |
| 34 | 1,276 | 167 | 414 | **581** | 0 | 4 | **4** | 1 | 4 | **5** | 170 | 488 | **658** | 4 | 5 | **9** |
| 35 | 850 | 84 | 325 | **409** | 1 | 6 | **7** | 0 | 3 | **3** | 42 | 358 | **400** | 0 | 15 | **15** |
| 36 | 1,380 | 252 | 367 | **619** | 3 | 6 | **9** | 2 | 5 | **7** | 199 | 514 | **713** | 4 | 8 | **12** |
| 37 | 1,320 | 227 | 457 | **684** | 2 | 5 | **7** | 0 | 3 | **3** | 160 | 438 | **598** | 0 | 5 | **5** |
| 38 | 1,475 | 288 | 526 | **814** | 2 | 5 | **7** | 0 | 3 | **3** | 245 | 364 | **609** | 1 | 16 | **17** |
| 39 | 1,117 | 135 | 393 | **528** | 0 | 1 | **1** | 1 | 2 | **3** | 105 | 445 | **550** | 1 | 13 | **14** |
| 40 | 595 | 63 | 196 | **259** | 0 | 2 | **2** | 0 | 2 | **2** | 47 | 266 | **313** | 0 | 2 | **2** |
| 41 | 851 | 94 | 299 | **393** | 3 | 3 | **6** | 0 | 3 | **3** | 77 | 337 | **414** | 1 | 9 | **10** |

| | | | | | | | | | | | | | | | | |
|---|---|---|---|---|---|---|---|---|---|---|---|---|---|---|---|---|
| 42 | 1,056 | 181 | 266 | 447 | 1 | 5 | 6 | 1 | 3 | 4 | 169 | 409 | 578 | 0 | 6 | 6 |
| 43 | 1,790 | 375 | 458 | 833 | 2 | 4 | 6 | 0 | 2 | 2 | 366 | 551 | 917 | 0 | 5 | 5 |
| 44 | 1,074 | 222 | 275 | 497 | 1 | 2 | 3 | 0 | 2 | 2 | 223 | 333 | 556 | 0 | 5 | 5 |
| 45 | 1,351 | 194 | 469 | 663 | 1 | 2 | 3 | 0 | 3 | 3 | 202 | 456 | 658 | 0 | 7 | 7 |
| | 49,392 | 7,537 | 16,982 | 24,519 | 56 | 184 | 240 | 17 | 126 | 143 | 6,433 | 16,886 | 23,319 | 45 | 324 | 369 |

| | POLL BOOK TOTALS | Debbie Stabenow (DEM) | | | George E. Huffman III (UST) | | | John Howard Wilhelm (NLP) | | | John James (REP) | | | Marcia Squier (GRN) | | |
|---|---|---|---|---|---|---|---|---|---|---|---|---|---|---|---|---|
| | | AV | Elec Day | TOTAL | AV | Elec Day | TOTAL | AV | Elec Day | TOTAL | AV | Elec Day | TOTAL | AV | Elec Day | TOTAL |
| **UTICA** | | | | | | | | | | | | | | | | |
| 01 | 427 | 42 | 176 | 218 | 0 | 3 | 3 | 0 | 3 | 3 | 28 | 157 | 185 | 0 | 4 | 4 |
| 02 | 807 | 95 | 238 | 333 | 0 | 2 | 2 | 0 | 1 | 1 | 99 | 348 | 447 | 0 | 5 | 5 |
| 03 | 903 | 118 | 335 | 453 | 0 | 6 | 6 | 0 | 4 | 4 | 107 | 311 | 418 | 3 | 5 | 8 |
| | 2,137 | 255 | 749 | 1,004 | 0 | 11 | 11 | 0 | 8 | 8 | 234 | 816 | 1,050 | 3 | 14 | 17 |

| | POLL BOOK TOTALS | Debbie Stabenow (DEM) | | | George E. Huffman III (UST) | | | John Howard Wilhelm (NLP) | | | John James (REP) | | | Marcia Squier (GRN) | | |
|---|---|---|---|---|---|---|---|---|---|---|---|---|---|---|---|---|
| | | AV | Elec Day | TOTAL | AV | Elec Day | TOTAL | AV | Elec Day | TOTAL | AV | Elec Day | TOTAL | AV | Elec Day | TOTAL |
| **WARREN** | | | | | | | | | | | | | | | | |
| 01 | 1,332 | 141 | 813 | 954 | 0 | 13 | 13 | 1 | 10 | 11 | 67 | 254 | 321 | 4 | 16 | 20 |
| 03 | 1,156 | 121 | 687 | 808 | 1 | 6 | 7 | 1 | 10 | 11 | 48 | 238 | 286 | 3 | 18 | 21 |
| 04 | 888 | 81 | 467 | 548 | 0 | 6 | 6 | 0 | 4 | 4 | 49 | 251 | 300 | 1 | 10 | 11 |
| 05 | 780 | 117 | 415 | 532 | 0 | 4 | 4 | 1 | 3 | 4 | 46 | 177 | 223 | 1 | 8 | 9 |
| 06 | 1,050 | 136 | 524 | 660 | 1 | 6 | 7 | 0 | 8 | 8 | 82 | 270 | 352 | 0 | 9 | 9 |
| 07 | 690 | 58 | 428 | 486 | 0 | 6 | 6 | 2 | 6 | 8 | 27 | 134 | 161 | 0 | 15 | 15 |
| 08 | 774 | 71 | 495 | 566 | 2 | 10 | 12 | 0 | 9 | 9 | 28 | 134 | 162 | 0 | 16 | 16 |
| 09 | 862 | 67 | 512 | 579 | 1 | 11 | 12 | 0 | 1 | 1 | 34 | 206 | 240 | 3 | 7 | 10 |
| 10 | 688 | 55 | 460 | 515 | 1 | 8 | 9 | 1 | 6 | 7 | 19 | 112 | 131 | 1 | 12 | 13 |
| 11 | 15 | 1 | 8 | 9 | 0 | 0 | 0 | 0 | 0 | 0 | 1 | 4 | 5 | 0 | 1 | 1 |
| 12 | 499 | 57 | 282 | 339 | 1 | 7 | 8 | 0 | 3 | 3 | 16 | 110 | 126 | 2 | 9 | 11 |
| 13 | 306 | 32 | 127 | 159 | 0 | 1 | 1 | 0 | 1 | 1 | 29 | 105 | 134 | 0 | 5 | 5 |
| 14 | 1,240 | 152 | 666 | 818 | 0 | 11 | 11 | 0 | 7 | 7 | 103 | 279 | 382 | 0 | 11 | 11 |
| 15 | 1,359 | 154 | 753 | 907 | 5 | 13 | 18 | 1 | 7 | 8 | 52 | 330 | 382 | 1 | 20 | 21 |
| 17 | 943 | 132 | 419 | 551 | 1 | 13 | 14 | 0 | 1 | 1 | 79 | 269 | 348 | 2 | 10 | 12 |
| 18 | 329 | 33 | 196 | 229 | 0 | 6 | 6 | 1 | 1 | 2 | 10 | 72 | 82 | 0 | 4 | 4 |
| 19 | 899 | 120 | 444 | 564 | 2 | 7 | 9 | 0 | 0 | 0 | 45 | 257 | 302 | 1 | 7 | 8 |
| 20 | 1,228 | 198 | 521 | 719 | 1 | 6 | 7 | 1 | 9 | 10 | 114 | 334 | 448 | 6 | 13 | 19 |
| 22 | 1,243 | 163 | 518 | 681 | 0 | 9 | 9 | 0 | 4 | 4 | 111 | 408 | 519 | 2 | 11 | 13 |
| 23 | 1,004 | 193 | 382 | 575 | 2 | 8 | 10 | 0 | 3 | 3 | 97 | 298 | 395 | 2 | 6 | 8 |
| 24 | 446 | 56 | 189 | 245 | 0 | 2 | 2 | 0 | 1 | 1 | 32 | 155 | 187 | 0 | 3 | 3 |
| 25 | 715 | 74 | 280 | 354 | 1 | 3 | 4 | 0 | 0 | 0 | 66 | 270 | 336 | 0 | 7 | 7 |
| 26 | 539 | 58 | 325 | 383 | 0 | 8 | 8 | 0 | 1 | 1 | 27 | 108 | 135 | 0 | 4 | 4 |
| 27 | 1,899 | 315 | 677 | 992 | 0 | 12 | 12 | 2 | 2 | 4 | 234 | 611 | 845 | 2 | 12 | 14 |
| 28 | 1,585 | 320 | 658 | 978 | 5 | 4 | 9 | 0 | 3 | 3 | 157 | 395 | 552 | 4 | 8 | 12 |
| 31 | 1,416 | 327 | 539 | 866 | 2 | 7 | 9 | 0 | 2 | 2 | 151 | 360 | 511 | 2 | 6 | 8 |
| 32 | 1,231 | 194 | 439 | 633 | 3 | 10 | 13 | 2 | 3 | 5 | 160 | 404 | 564 | 1 | 6 | 7 |
| 33 | 1,350 | 209 | 466 | 675 | 1 | 8 | 9 | 0 | 2 | 2 | 178 | 448 | 626 | 3 | 17 | 20 |
| 34 | 696 | 76 | 352 | 428 | 1 | 2 | 3 | 2 | 3 | 5 | 57 | 181 | 238 | 1 | 10 | 11 |
| 35 | 1,271 | 218 | 541 | 759 | 3 | 11 | 14 | 1 | 3 | 4 | 142 | 320 | 462 | 2 | 6 | 8 |
| 36 | 1,935 | 338 | 733 | 1,071 | 1 | 12 | 13 | 0 | 6 | 6 | 242 | 570 | 812 | 1 | 12 | 13 |
| 38 | 1,625 | 259 | 770 | 1,029 | 2 | 8 | 10 | 0 | 1 | 1 | 139 | 410 | 549 | 2 | 7 | 9 |

| | | | | | | | | | | | | | | | | | |
|---|---|---|---|---|---|---|---|---|---|---|---|---|---|---|---|---|---|
| 41 | 1,451 | 222 | 589 | **811** | 2 | 14 | **16** | 1 | 3 | **4** | 158 | 429 | **587** | 0 | 6 | **6** |
| 43 | 1,119 | 166 | 462 | **628** | 3 | 7 | **10** | 0 | 0 | **0** | 135 | 323 | **458** | 2 | 7 | **9** |
| 44 | 999 | 201 | 475 | **676** | 3 | 9 | **12** | 3 | 4 | **7** | 95 | 184 | **279** | 1 | 6 | **7** |
| 45 | 991 | 168 | 417 | **585** | 0 | 7 | **7** | 2 | 5 | **7** | 135 | 228 | **363** | 2 | 11 | **13** |
| 46 | 874 | 140 | 402 | **542** | 0 | 4 | **4** | 1 | 2 | **3** | 84 | 222 | **306** | 0 | 2 | **2** |
| 47 | 1,408 | 257 | 520 | **777** | 2 | 9 | **11** | 0 | 2 | **2** | 204 | 381 | **585** | 1 | 11 | **12** |
| 48 | 637 | 119 | 268 | **387** | 3 | 4 | **7** | 0 | 1 | **1** | 82 | 152 | **234** | 0 | 4 | **4** |
| 49 | 1,515 | 247 | 537 | **784** | 2 | 10 | **12** | 0 | 3 | **3** | 199 | 474 | **673** | 0 | 11 | **11** |
| 50 | 1,250 | 199 | 481 | **680** | 1 | 6 | **7** | 0 | 2 | **2** | 165 | 368 | **533** | 2 | 11 | **13** |
| 51 | 1,428 | 316 | 426 | **742** | 1 | 5 | **6** | 2 | 3 | **5** | 265 | 391 | **656** | 1 | 6 | **7** |
| 52 | 892 | 158 | 256 | **414** | 2 | 4 | **6** | 0 | 2 | **2** | 129 | 320 | **449** | 0 | 7 | **7** |
| 53 | 842 | 112 | 297 | **409** | 0 | 4 | **4** | 0 | 1 | **1** | 109 | 286 | **395** | 2 | 10 | **12** |
| 54 | 1,044 | 198 | 329 | **527** | 4 | 2 | **6** | 1 | 3 | **4** | 187 | 298 | **485** | 1 | 7 | **8** |
| 55 | 1,143 | 143 | 435 | **578** | 0 | 3 | **3** | 0 | 3 | **3** | 117 | 416 | **533** | 0 | 11 | **11** |
| 56 | 578 | 102 | 216 | **318** | 0 | 2 | **2** | 0 | 0 | **0** | 69 | 181 | **250** | 0 | 3 | **3** |
| 57 | 1,039 | 131 | 408 | **539** | 1 | 7 | **8** | 1 | 5 | **6** | 102 | 355 | **457** | 2 | 7 | **9** |
| 58 | 1,544 | 272 | 509 | **781** | 2 | 7 | **9** | 0 | 7 | **7** | 201 | 508 | **709** | 3 | 9 | **12** |
| | **50,747** | **7,677** | **22,113** | **29,790** | **63** | **342** | **405** | **27** | **166** | **193** | **5,078** | **13,990** | **19,068** | **64** | **435** | **499** |

| POLL BOOK TOTALS | Debbie **Stabenow** (DEM) | | | George E. **Huffman III** (UST) | | | John Howard **Wilhelm** (NLP) | | | John **James** (REP) | | | Marcia **Squier** (GRN) | | |
|---|---|---|---|---|---|---|---|---|---|---|---|---|---|---|---|
| | AV | Elec Day | TOTAL | AV | Elec Day | TOTAL | AV | Elec Day | TOTAL | AV | Elec Day | TOTAL | AV | Elec Day | TOTAL |
| **WASHINGTON TOWNSHIP** | | | | | | | | | | | | | | | |
| 01 | 829 | 101 | 254 | **355** | 0 | 4 | **4** | 0 | 1 | **1** | 118 | 320 | **438** | 1 | 9 | **10** |
| 02 | 1,643 | 287 | 291 | **578** | 3 | 3 | **6** | 2 | 1 | **3** | 368 | 648 | **1,016** | 5 | 11 | **16** |
| 03 | 1,480 | 197 | 305 | **502** | 0 | 1 | **1** | 3 | 1 | **4** | 307 | 646 | **953** | 0 | 7 | **7** |
| 04 | 1,151 | 128 | 325 | **453** | 0 | 7 | **7** | 1 | 2 | **3** | 148 | 507 | **655** | 3 | 10 | **13** |
| 05 | 1,463 | 156 | 266 | **422** | 4 | 3 | **7** | 0 | 4 | **4** | 337 | 674 | **1,011** | 0 | 4 | **4** |
| 06 | 2,195 | 356 | 310 | **666** | 6 | 2 | **8** | 1 | 3 | **4** | 686 | 807 | **1,493** | 0 | 3 | **3** |
| 07 | 1,557 | 188 | 275 | **463** | 1 | 5 | **6** | 0 | 3 | **3** | 374 | 691 | **1,065** | 0 | 3 | **3** |
| 08 | 1,314 | 202 | 283 | **485** | 1 | 3 | **4** | 0 | 4 | **4** | 267 | 530 | **797** | 1 | 2 | **3** |
| 09 | 759 | 90 | 142 | **232** | 0 | 0 | **0** | 0 | 0 | **0** | 128 | 380 | **508** | 0 | 1 | **1** |
| 10 | 1,081 | 115 | 246 | **361** | 2 | 2 | **4** | 0 | 2 | **2** | 191 | 502 | **693** | 0 | 0 | **0** |
| | **13,472** | **1,820** | **2,697** | **4,517** | **17** | **30** | **47** | **7** | **21** | **28** | **2,924** | **5,705** | **8,629** | **10** | **50** | **60** |
| **TOTALS** | **365,489** | **56,525** | **123,450** | **179,975** | **453** | **1,623** | **2,076** | **191** | **955** | **1,146** | **50,885** | **122,484** | **173,369** | **364** | **2,535** | **2,899** |

☐ Yellow in the TOTALS column means precinct hasn't reported

**N/A** indicates AV (Absentee) results are included in **Elec Day** results

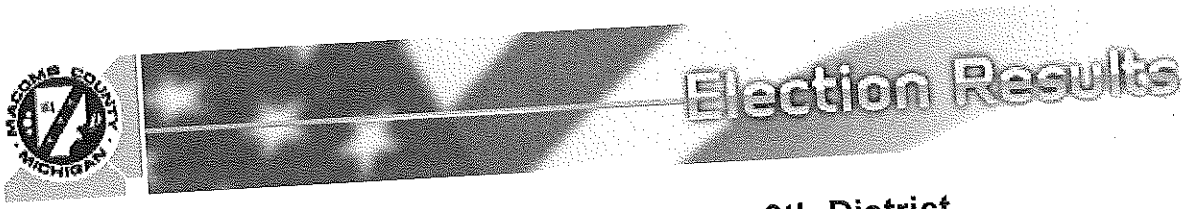


# Representative in Congress - 9th District

## One 2-year term

Official results, updated **November 20, 2:34 PM**



| | POLL BOOK TOTALS | Andrea **Kirby** (WC) | | | Andy **Levin** (DEM) | | | Candius **Stearns** (REP) | | | John V. **McDermott** (GRN) | | |
|---|---|---|---|---|---|---|---|---|---|---|---|---|---|
| | | AV | Elec Day | TOTAL | AV | Elec Day | TOTAL | AV | Elec Day | TOTAL | AV | Elec Day | TOTAL |
| **CENTER LINE** | | | | | | | | | | | | | |
| 01 | 762 | 0 | 23 | **23** | 91 | 312 | **403** | 66 | 233 | **299** | 2 | 9 | **11** |
| 02 | 585 | 7 | 10 | **17** | 133 | 235 | **368** | 43 | 118 | **161** | 3 | 9 | **12** |
| 03 | 918 | 6 | 29 | **35** | 100 | 461 | **561** | 56 | 202 | **258** | 0 | 20 | **20** |
| 04 | 461 | 1 | 18 | **19** | 41 | 226 | **267** | 33 | 120 | **153** | 2 | 7 | **9** |
| 05 | 490 | 1 | 18 | **19** | 41 | 225 | **266** | 25 | 147 | **172** | 1 | 8 | **9** |
| | **3,216** | **15** | **98** | **113** | **406** | **1,459** | **1,865** | **223** | **820** | **1,043** | **8** | **53** | **61** |

| | POLL BOOK TOTALS | Andrea **Kirby** (WC) | | | Andy **Levin** (DEM) | | | Candius **Stearns** (REP) | | | John V. **McDermott** (GRN) | | |
|---|---|---|---|---|---|---|---|---|---|---|---|---|---|
| | | AV | Elec Day | TOTAL | AV | Elec Day | TOTAL | AV | Elec Day | TOTAL | AV | Elec Day | TOTAL |
| **CLINTON TOWNSHIP** | | | | | | | | | | | | | |
| 01 | 912 | 7 | 9 | **16** | 215 | 254 | **469** | 155 | 223 | **378** | 0 | 6 | **6** |
| 02 | 417 | 1 | 13 | **14** | 59 | 141 | **200** | 63 | 128 | **191** | 0 | 4 | **4** |
| 03 | 1,018 | 7 | 30 | **37** | 132 | 458 | **590** | 79 | 260 | **339** | 1 | 9 | **10** |
| 04 | 277 | 0 | 7 | **7** | 52 | 94 | **146** | 54 | 59 | **113** | 0 | 2 | **2** |
| 05 | 780 | 4 | 21 | **25** | 122 | 568 | **690** | 5 | 36 | **41** | 0 | 10 | **10** |
| 06 | 1,012 | 3 | 23 | **26** | 201 | 437 | **638** | 114 | 190 | **304** | 2 | 10 | **12** |
| 07 | 482 | 1 | 15 | **16** | 69 | 182 | **251** | 63 | 130 | **193** | 0 | 3 | **3** |
| 08 | 822 | 3 | 17 | **20** | 110 | 312 | **422** | 107 | 238 | **345** | 2 | 8 | **10** |
| 09 | 564 | 1 | 19 | **20** | 78 | 193 | **271** | 65 | 184 | **249** | 1 | 4 | **5** |
| 10 | 836 | 5 | 9 | **14** | 129 | 208 | **337** | 179 | 271 | **450** | 0 | 7 | **7** |
| 11 | 897 | 0 | 32 | **32** | 105 | 440 | **545** | 83 | 204 | **287** | 3 | 10 | **13** |
| 12 | 468 | 1 | 16 | **17** | 69 | 177 | **246** | 43 | 132 | **175** | 0 | 6 | **6** |
| 13 | 1,046 | 6 | 39 | **45** | 102 | 454 | **556** | 92 | 287 | **379** | 2 | 14 | **16** |
| 14 | 386 | 1 | 7 | **8** | 47 | 113 | **160** | 44 | 148 | **192** | 1 | 7 | **8** |
| 15 | 744 | 3 | 24 | **27** | 91 | 247 | **338** | 76 | 254 | **330** | 3 | 12 | **15** |
| 16 | 1,021 | 8 | 18 | **26** | 213 | 320 | **533** | 187 | 229 | **416** | 2 | 4 | **6** |
| 17 | 786 | 0 | 16 | **16** | 128 | 258 | **386** | 91 | 237 | **328** | 1 | 15 | **16** |
| 18 | 853 | 4 | 12 | **16** | 137 | 233 | **370** | 141 | 264 | **405** | 2 | 7 | **9** |
| 19 | 903 | 6 | 7 | **13** | 188 | 167 | **355** | 237 | 257 | **494** | 2 | 5 | **7** |
| 20 | 229 | 0 | 7 | **7** | 7 | 175 | **182** | 0 | 31 | **31** | 0 | 0 | **0** |
| 21 | 535 | 6 | 12 | **18** | 130 | 205 | **335** | 59 | 105 | **164** | 0 | 3 | **3** |
| 22 | 1,073 | 7 | 24 | **31** | 182 | 533 | **715** | 99 | 180 | **279** | 2 | 8 | **10** |
| 23 | 1,288 | 10 | 20 | **30** | 200 | 400 | **600** | 227 | 357 | **584** | 1 | 8 | **9** |
| 24 | **747** | **1** | 9 | **10** | 126 | 231 | **357** | 130 | 220 | **350** | 0 | 12 | **12** |
| 25 | 885 | 2 | 23 | **25** | 151 | 330 | **481** | 110 | 230 | **340** | 0 | 9 | **9** |
| 26 | 1,061 | 6 | 15 | **21** | 151 | 355 | **506** | 218 | 287 | **505** | 2 | 5 | 7 |

| | | | | | | | | | | | | | | |
|---|---|---|---|---|---|---|---|---|---|---|---|---|---|---|
| 27 | 915 | 0 | 13 | **13** | 175 | 196 | **371** | 218 | 265 | **483** | 1 | 4 | **5** |
| 28 | 914 | 11 | 36 | **47** | 133 | 512 | **645** | 48 | 130 | **178** | 3 | 15 | **18** |
| 29 | 1,249 | 3 | 11 | **14** | 235 | 326 | **561** | 232 | 375 | **607** | 6 | 6 | **12** |
| 30 | 941 | 5 | 18 | **23** | 156 | 363 | **519** | 108 | 240 | **348** | 1 | 9 | **10** |
| 31 | 1,136 | 6 | 27 | **33** | 158 | 452 | **610** | 106 | 328 | **434** | 1 | 14 | **15** |
| 32 | 678 | 3 | 5 | **8** | 110 | 183 | **293** | 150 | 200 | **350** | 1 | 1 | **2** |
| 33 | 1,439 | 5 | 20 | **25** | 257 | 533 | **790** | 197 | 351 | **548** | 1 | 18 | **19** |
| 34 | 1,195 | 2 | 35 | **37** | 133 | 641 | **774** | 58 | 262 | **320** | 2 | 19 | **21** |
| 35 | 1,529 | 2 | 16 | **18** | 372 | 330 | **702** | 353 | 372 | **725** | 5 | 12 | **17** |
| 36 | 1,108 | 6 | 15 | **21** | 170 | 435 | **605** | 170 | 250 | **420** | 4 | 15 | **19** |
| 37 | 1,380 | 6 | 10 | **16** | 299 | 391 | **690** | 270 | 328 | **598** | 3 | 7 | **10** |
| 38 | 873 | 2 | 4 | **6** | 145 | 235 | **380** | 149 | 292 | **441** | 1 | 8 | **9** |
| 39 | 823 | 4 | 5 | **9** | 170 | 226 | **396** | 184 | 199 | **383** | 0 | 2 | **2** |
| 40 | 1,252 | 5 | 21 | **26** | 192 | 376 | **568** | 225 | 350 | **575** | 6 | 11 | **17** |
| 41 | 980 | 6 | 9 | **15** | 177 | 300 | **477** | 148 | 272 | **420** | 4 | 13 | **17** |
| 42 | 1,203 | 3 | 27 | **30** | 204 | 497 | **701** | 142 | 255 | **397** | 6 | 14 | **20** |
| 43 | 527 | 2 | 2 | **4** | 87 | 118 | **205** | 105 | 192 | **297** | 2 | 3 | **5** |
| 44 | 1,576 | 4 | 18 | **22** | 300 | 387 | **687** | 359 | 410 | **769** | 6 | 4 | **10** |
| 45 | 1,039 | 4 | 10 | **14** | 164 | 257 | **421** | 188 | 335 | **523** | 0 | 6 | **6** |
| 46 | 1,681 | 11 | 20 | **31** | 384 | 482 | **866** | 405 | 313 | **718** | 4 | 3 | **7** |
| | **42,480** | **183** | **766** | **949** | **7,215** | **14,725** | **21,940** | **6,536** | **10,860** | **17,396** | **84** | **372** | **456** |

| POLL BOOK TOTALS | Andrea Kirby (WC) | | | Andy Levin (DEM) | | | Candius Stearns (REP) | | | John V. McDermott (GRN) | | |
|---|---|---|---|---|---|---|---|---|---|---|---|---|
| | AV | Elec Day | TOTAL | AV | Elec Day | TOTAL | AV | Elec Day | TOTAL | AV | Elec Day | TOTAL |

**EASTPOINTE**

| | | | | | | | | | | | | | |
|---|---|---|---|---|---|---|---|---|---|---|---|---|---|
| 01 | 712 | 4 | 21 | **25** | 95 | 433 | **528** | 28 | 89 | **117** | 1 | 10 | **11** |
| 02 | 1,140 | 7 | 34 | **41** | 185 | 618 | **803** | 78 | 173 | **251** | 1 | 9 | **10** |
| 03 | 1,054 | 3 | 28 | **31** | 124 | 593 | **717** | 87 | 177 | **264** | 4 | 11 | **15** |
| 04 | 987 | 7 | 16 | **23** | 158 | 480 | **638** | 89 | 180 | **269** | 2 | 21 | **23** |
| 05 | 1,020 | 3 | 36 | **39** | 114 | 549 | **663** | 70 | 195 | **265** | 3 | 17 | **20** |
| 06 | 1,049 | 4 | 32 | **36** | 154 | 609 | **763** | 59 | 141 | **200** | 3 | 17 | **20** |
| 07 | 923 | 3 | 33 | **36** | 141 | 627 | **768** | 41 | 53 | **94** | 1 | 3 | **4** |
| 08 | 1,173 | 6 | 66 | **72** | 255 | 715 | **970** | 42 | 55 | **97** | 3 | 7 | **10** |
| 09 | 814 | 2 | 15 | **17** | 146 | 512 | **658** | 44 | 59 | **103** | 5 | 7 | **12** |
| 10 | 782 | 4 | 31 | **35** | 92 | 462 | **554** | 41 | 127 | **168** | 0 | 11 | **11** |
| 11 | 935 | 4 | 22 | **26** | 120 | 551 | **671** | 59 | 149 | **208** | 0 | 11 | **11** |
| 12 | 1,384 | 5 | 32 | **37** | 231 | 711 | **942** | 123 | 224 | **347** | 3 | 17 | **20** |
| 13 | 471 | 2 | 6 | **8** | 101 | 250 | **351** | 57 | 42 | **99** | 1 | 2 | **3** |
| 14 | 979 | 8 | 28 | **36** | 233 | 511 | **744** | 75 | 88 | **163** | 2 | 11 | **13** |
| | **13,423** | **62** | **400** | **462** | **2,149** | **7,621** | **9,770** | **893** | **1,752** | **2,645** | **29** | **154** | **183** |

| POLL BOOK TOTALS | Andrea Kirby (WC) | | | Andy Levin (DEM) | | | Candius Stearns (REP) | | | John V. McDermott (GRN) | | |
|---|---|---|---|---|---|---|---|---|---|---|---|---|
| | AV | Elec Day | TOTAL | AV | Elec Day | TOTAL | AV | Elec Day | TOTAL | AV | Elec Day | TOTAL |

**FRASER**

| | | | | | | | | | | | | | |
|---|---|---|---|---|---|---|---|---|---|---|---|---|---|
| 01 | 719 | 2 | 23 | **25** | 89 | 249 | **338** | 67 | 252 | **319** | 1 | 6 | **7** |
| 02 | 1,148 | 4 | 29 | **33** | 139 | 357 | **496** | 155 | 390 | **545** | 3 | 9 | **12** |
| 03 | 1,340 | 6 | 32 | **38** | 221 | 497 | **718** | 141 | 368 | **509** | 2 | 14 | **16** |
| 04 | 1,059 | 7 | 25 | **32** | 130 | 414 | **544** | 104 | 309 | **413** | 1 | 13 | **14** |
| 05 | 417 | 0 | 13 | **13** | 64 | 151 | **215** | 41 | 118 | **159** | 1 | 3 | **4** |
| 06 | 1,282 | 3 | 14 | **17** | 169 | 396 | **565** | 160 | 440 | **600** | 3 | 10 | **13** |
| 07 | 724 | 6 | 21 | **27** | 119 | 293 | **412** | 77 | 168 | **245** | 1 | 7 | **8** |
| | **6,689** | **28** | **157** | **185** | **931** | **2,357** | **3,288** | **745** | **2,045** | **2,790** | **12** | **62** | **74** |

| | POLL BOOK TOTALS | Andrea Kirby (WC) | | | Andy Levin (DEM) | | | Candius Stearns (REP) | | | John V. McDermott (GRN) | | |
|---|---|---|---|---|---|---|---|---|---|---|---|---|---|
| | | AV | Elec Day | TOTAL | AV | Elec Day | TOTAL | AV | Elec Day | TOTAL | AV | Elec Day | TOTAL |
| **GROSSE POINTE SHORES** | | | | | | | | | | | | | |
| 03 | 56 | N/A | 0 | **0** | N/A | 15 | **15** | N/A | 34 | **34** | N/A | 1 | **1** |
| | **56** | N/A | **0** | **0** | N/A | **15** | **15** | N/A | **34** | **34** | N/A | **1** | **1** |

| | POLL BOOK TOTALS | Andrea Kirby (WC) | | | Andy Levin (DEM) | | | Candius Stearns (REP) | | | John V. McDermott (GRN) | | |
|---|---|---|---|---|---|---|---|---|---|---|---|---|---|
| | | AV | Elec Day | TOTAL | AV | Elec Day | TOTAL | AV | Elec Day | TOTAL | AV | Elec Day | TOTAL |
| **MOUNT CLEMENS** | | | | | | | | | | | | | |
| 01 | 639 | 1 | 21 | **22** | 124 | 386 | **510** | 12 | 77 | **89** | 1 | 5 | **6** |
| 02 | 911 | 4 | 17 | **21** | 118 | 388 | **506** | 66 | 266 | **332** | 0 | 15 | **15** |
| 03 | 1,356 | 1 | 45 | **46** | 157 | 618 | **775** | 91 | 381 | **472** | 2 | 23 | **25** |
| 04 | 611 | 7 | 22 | **29** | 83 | 260 | **343** | 45 | 153 | **198** | 1 | 11 | **12** |
| 05 | 612 | 7 | 16 | **23** | 159 | 327 | **486** | 26 | 55 | **81** | 3 | 7 | **10** |
| 06 | 721 | 1 | 17 | **18** | 88 | 371 | **459** | 45 | 167 | **212** | 1 | 11 | **12** |
| 09 | 1,081 | 4 | 21 | **25** | 155 | 357 | **512** | 131 | 340 | **471** | 6 | 12 | **18** |
| | **5,931** | **25** | **159** | **184** | **884** | **2,707** | **3,591** | **416** | **1,439** | **1,855** | **14** | **84** | **98** |

| | POLL BOOK TOTALS | Andrea Kirby (WC) | | | Andy Levin (DEM) | | | Candius Stearns (REP) | | | John V. McDermott (GRN) | | |
|---|---|---|---|---|---|---|---|---|---|---|---|---|---|
| | | AV | Elec Day | TOTAL | AV | Elec Day | TOTAL | AV | Elec Day | TOTAL | AV | Elec Day | TOTAL |
| **ROSEVILLE** | | | | | | | | | | | | | |
| 01 | 1,170 | 6 | 37 | **43** | 131 | 554 | **685** | 101 | 285 | **386** | 0 | 16 | **16** |
| 02 | 1,605 | 9 | 52 | **61** | 227 | 695 | **922** | 121 | 400 | **521** | 9 | 26 | **35** |
| 03 | 1,072 | 5 | 37 | **42** | 163 | 561 | **724** | 66 | 186 | **252** | 4 | 12 | **16** |
| 04 | 673 | 4 | 19 | **23** | 94 | 298 | **392** | 55 | 163 | **218** | 2 | 14 | **16** |
| 05 | 1,141 | 3 | 31 | **34** | 172 | 532 | **704** | 76 | 272 | **348** | 2 | 12 | **14** |
| 06 | 1,511 | 11 | 62 | **73** | 178 | 643 | **821** | 133 | 395 | **528** | 2 | 20 | **22** |
| 07 | 1,546 | 9 | 44 | **53** | 222 | 680 | **902** | 109 | 384 | **493** | 1 | 32 | **33** |
| 08 | 1,404 | 8 | 35 | **43** | 247 | 564 | **811** | 136 | 342 | **478** | 4 | 17 | **21** |
| 09 | 1,456 | 13 | 33 | **46** | 222 | 546 | **768** | 174 | 379 | **553** | 3 | 23 | **26** |
| 10 | 864 | 1 | 28 | **29** | 117 | 345 | **462** | 54 | 264 | **318** | 3 | 9 | **12** |
| 11 | 1,151 | 9 | 38 | **47** | 155 | 442 | **597** | 111 | 320 | **431** | 1 | 16 | **17** |
| 12 | 951 | 4 | 27 | **31** | 160 | 369 | **529** | 141 | 191 | **332** | 2 | 10 | **12** |
| 13 | 575 | 6 | 16 | **22** | 95 | 231 | **326** | 42 | 147 | **189** | 1 | 11 | **12** |
| 14 | 875 | 5 | 24 | **29** | 131 | 374 | **505** | 88 | 203 | **291** | 2 | 10 | **12** |
| 15 | 1,338 | 6 | 33 | **39** | 242 | 646 | **888** | 122 | 227 | **349** | 4 | 10 | **14** |
| | **17,332** | **99** | **516** | **615** | **2,556** | **7,480** | **10,036** | **1,529** | **4,158** | **5,687** | **40** | **238** | **278** |

| | POLL BOOK TOTALS | Andrea Kirby (WC) | | | Andy Levin (DEM) | | | Candius Stearns (REP) | | | John V. McDermott (GRN) | | |
|---|---|---|---|---|---|---|---|---|---|---|---|---|---|
| | | AV | Elec Day | TOTAL | AV | Elec Day | TOTAL | AV | Elec Day | TOTAL | AV | Elec Day | TOTAL |
| **ST. CLAIR SHORES** | | | | | | | | | | | | | |
| 01 | 1,882 | 6 | 12 | **18** | 368 | 538 | **906** | 383 | 489 | **872** | 6 | 10 | **16** |
| 02 | 1,666 | 8 | 30 | **38** | 359 | 500 | **859** | 280 | 393 | **673** | 4 | 12 | **16** |
| 03 | 1,600 | 4 | 33 | **37** | 240 | 640 | **880** | 175 | 443 | **618** | 2 | 15 | **17** |
| 04 | 1,569 | 7 | 30 | **37** | 264 | 551 | **815** | 234 | 412 | **646** | 6 | 13 | **19** |
| 05 | 1,452 | 9 | 32 | **41** | 206 | 588 | **794** | 118 | 424 | **542** | 2 | 23 | **25** |
| 06 | 1,434 | 2 | 32 | **34** | 246 | 697 | **943** | 161 | 236 | **397** | 1 | 13 | **14** |
| 07 | 912 | 4 | 30 | **34** | 120 | 369 | **489** | 96 | 235 | **331** | 4 | 17 | **21** |
| 08 | 1,303 | 1 | 21 | **22** | 217 | 422 | **639** | 179 | 398 | **577** | 2 | 9 | **11** |
| 09 | 842 | 5 | 11 | **16** | 159 | 257 | **416** | 122 | 254 | **376** | 1 | 7 | **8** |
| 10 | 1,587 | 10 | 29 | **39** | 224 | 593 | **817** | 177 | 454 | **631** | 7 | 22 | **29** |
| 11 | 664 | 4 | 13 | **17** | 94 | 216 | **310** | 90 | 200 | **290** | 3 | 10 | **13** |

| | | Andrea Kirby (WC) | | | Andy Levin (DEM) | | | Candius Stearns (REP) | | | John V. McDermott (GRN) | | |
|---|---|---|---|---|---|---|---|---|---|---|---|---|---|
| | POLL BOOK TOTALS | AV | Elec Day | TOTAL | AV | Elec Day | TOTAL | AV | Elec Day | TOTAL | AV | Elec Day | TOTAL |
| 12 | 1,585 | 6 | 41 | **47** | 295 | 447 | **742** | 264 | 445 | **709** | 4 | 11 | **15** |
| 13 | 1,896 | 7 | 15 | **22** | 341 | 438 | **779** | 387 | 616 | **1,003** | 6 | 13 | **19** |
| 14 | 637 | 4 | 11 | **15** | 104 | 205 | **309** | 84 | 212 | **296** | 1 | 2 | **3** |
| 15 | 1,565 | 10 | 21 | **31** | 261 | 529 | **790** | 185 | 464 | **649** | 3 | 15 | **18** |
| 16 | 1,466 | 4 | 46 | **50** | 242 | 465 | **707** | 201 | 432 | **633** | 4 | 7 | **11** |
| 17 | 1,641 | 4 | 22 | **26** | 285 | 504 | **789** | 279 | 466 | **745** | 8 | 15 | **23** |
| 18 | 1,291 | 5 | 16 | **21** | 229 | 385 | **614** | 186 | 381 | **567** | 4 | 15 | **19** |
| 19 | 1,063 | 0 | 23 | **23** | 183 | 306 | **489** | 169 | 317 | **486** | 2 | 7 | **9** |
| 20 | 760 | 10 | 13 | **23** | 124 | 251 | **375** | 129 | 194 | **323** | 0 | 9 | **9** |
| 21 | 1,195 | 8 | 27 | **35** | 179 | 410 | **589** | 165 | 320 | **485** | 4 | 14 | **18** |
| 22 | 959 | 3 | 12 | **15** | 141 | 269 | **410** | 141 | 332 | **473** | 5 | 10 | **15** |
| 23 | 1,279 | 10 | 23 | **33** | 193 | 405 | **598** | 179 | 378 | **557** | 2 | 16 | **18** |
| | **30,248** | **131** | **543** | **674** | **5,074** | **9,985** | **15,059** | **4,384** | **8,495** | **12,879** | **81** | **285** | **366** |

## STERLING HEIGHTS

| | | Andrea Kirby (WC) | | | Andy Levin (DEM) | | | Candius Stearns (REP) | | | John V. McDermott (GRN) | | |
|---|---|---|---|---|---|---|---|---|---|---|---|---|---|
| | POLL BOOK TOTALS | AV | Elec Day | TOTAL | AV | Elec Day | TOTAL | AV | Elec Day | TOTAL | AV | Elec Day | TOTAL |
| 01 | 833 | 3 | 13 | **16** | 102 | 370 | **472** | 66 | 235 | **301** | 1 | 9 | **10** |
| 02 | 1,330 | 1 | 24 | **25** | 184 | 557 | **741** | 134 | 383 | **517** | 0 | 11 | **11** |
| 03 | 1,454 | 3 | 19 | **22** | 240 | 641 | **881** | 168 | 323 | **491** | 1 | 11 | **12** |
| 04 | 1,714 | 6 | 29 | **35** | 260 | 684 | **944** | 202 | 455 | **657** | 2 | 12 | **14** |
| 05 | 1,577 | 5 | 29 | **34** | 226 | 650 | **876** | 181 | 393 | **574** | 0 | 14 | **14** |
| 06 | 853 | 3 | 4 | **7** | 113 | 279 | **392** | 136 | 281 | **417** | 0 | 6 | **6** |
| 07 | 1,317 | 7 | 17 | **24** | 178 | 472 | **650** | 167 | 418 | **585** | 1 | 10 | **11** |
| 08 | 1,002 | 4 | 8 | **12** | 125 | 393 | **518** | 116 | 324 | **440** | 1 | 9 | **10** |
| 09 | 559 | 2 | 8 | **10** | 71 | 194 | **265** | 66 | 181 | **247** | 6 | 6 | **12** |
| 10 | 1,302 | 3 | 18 | **21** | 204 | 442 | **646** | 196 | 366 | **562** | 4 | 14 | **18** |
| 11 | 779 | 5 | 9 | **14** | 109 | 273 | **382** | 109 | 234 | **343** | 0 | 7 | **7** |
| 12 | 1,430 | 4 | 27 | **31** | 224 | 480 | **704** | 224 | 401 | **625** | 4 | 9 | **13** |
| 13 | 850 | 1 | 8 | **9** | 113 | 351 | **464** | 105 | 239 | **344** | 2 | 7 | **9** |
| 14 | 753 | 3 | 11 | **14** | 128 | 303 | **431** | 74 | 195 | **269** | 1 | 5 | **6** |
| 15 | 797 | 3 | 7 | **10** | 93 | 257 | **350** | 121 | 278 | **399** | 3 | 7 | **10** |
| 16 | 812 | 1 | 15 | **16** | 114 | 291 | **405** | 103 | 247 | **350** | 4 | 5 | **9** |
| 17 | 826 | 1 | 11 | **12** | 138 | 263 | **401** | 104 | 269 | **373** | 0 | 7 | **7** |
| 18 | 1,296 | 1 | 24 | **25** | 196 | 478 | **674** | 167 | 369 | **536** | 4 | 16 | **20** |
| 19 | 1,476 | 7 | 23 | **30** | 218 | 582 | **800** | 176 | 395 | **571** | 2 | 16 | **18** |
| 20 | 1,260 | 10 | 21 | **31** | 181 | 445 | **626** | 145 | 378 | **523** | 3 | 11 | **14** |
| 21 | 780 | 2 | 13 | **15** | 88 | 300 | **388** | 81 | 256 | **337** | 0 | 8 | **8** |
| 22 | 926 | 2 | 10 | **12** | 120 | 304 | **424** | 126 | 320 | **446** | 1 | 8 | **9** |
| 23 | 926 | 1 | 7 | **8** | 123 | 304 | **427** | 114 | 327 | **441** | 2 | 5 | **7** |
| 24 | 946 | 4 | 8 | **12** | 99 | 356 | **455** | 91 | 340 | **431** | 0 | 10 | **10** |
| 25 | 1,598 | 3 | 31 | **34** | 239 | 513 | **752** | 217 | 520 | **737** | 1 | 22 | **23** |
| 26 | 1,478 | 2 | 15 | **17** | 185 | 394 | **579** | 242 | 558 | **800** | 1 | 8 | **9** |
| 27 | 1,355 | 1 | 23 | **24** | 169 | 443 | **612** | 177 | 463 | **640** | 2 | 16 | **18** |
| 28 | 1,121 | 6 | 13 | **19** | 169 | 347 | **516** | 180 | 353 | **533** | 2 | 11 | **13** |
| 31 | 696 | 0 | 18 | **18** | 77 | 289 | **366** | 43 | 245 | **288** | 1 | 6 | **7** |
| 32 | 495 | 3 | 24 | **27** | 36 | 224 | **260** | 17 | 164 | **181** | 0 | 7 | **7** |
| 33 | 951 | 1 | 5 | **6** | 193 | 265 | **458** | 168 | 274 | **442** | 3 | 5 | **8** |
| | **33,492** | **98** | **492** | **590** | **4,715** | **12,144** | **16,859** | **4,216** | **10,184** | **14,400** | **52** | **298** | **350** |

| WARREN | | | | | | | | | | | | | |
|---|---|---|---|---|---|---|---|---|---|---|---|---|---|
| 01 | 1,332 | 4 | 46 | **50** | 144 | 798 | **942** | 61 | 217 | **278** | 1 | 28 | **29** |
| 03 | 1,156 | 2 | 28 | **30** | 124 | 697 | **821** | 43 | 211 | **254** | 1 | 14 | **15** |
| 04 | 888 | 3 | 26 | **29** | 74 | 479 | **553** | 48 | 216 | **264** | 3 | 9 | **12** |
| 05 | 780 | 2 | 27 | **29** | 113 | 410 | **523** | 44 | 150 | **194** | 4 | 9 | **13** |
| 06 | 1,050 | 3 | 27 | **30** | 129 | 531 | **660** | 78 | 241 | **319** | 3 | 7 | **10** |
| 07 | 690 | 1 | 32 | **33** | 56 | 426 | **482** | 26 | 105 | **131** | 0 | 21 | **21** |
| 08 | 774 | 4 | 36 | **40** | 75 | 484 | **559** | 23 | 120 | **143** | 0 | 12 | **12** |
| 09 | 862 | 2 | 37 | **39** | 67 | 514 | **581** | 33 | 171 | **204** | 3 | 13 | **16** |
| 10 | 688 | 1 | 23 | **24** | 60 | 475 | **535** | 14 | 87 | **101** | 1 | 10 | **11** |
| 11 | 15 | 0 | 1 | **1** | 1 | 8 | **9** | 1 | 4 | **5** | 0 | 0 | **0** |
| 12 | 499 | 5 | 13 | **18** | 54 | 298 | **352** | 16 | 88 | **104** | 1 | 9 | **10** |
| 13 | 306 | 1 | 17 | **18** | 36 | 131 | **167** | 22 | 89 | **111** | 0 | 3 | **3** |
| 14 | 1,240 | 6 | 29 | **35** | 145 | 654 | **799** | 99 | 259 | **358** | 2 | 13 | **15** |
| 15 | 1,359 | 7 | 55 | **62** | 147 | 756 | **903** | 51 | 271 | **322** | 6 | 28 | **34** |
| 17 | 943 | 3 | 35 | **38** | 130 | 419 | **549** | 76 | 211 | **287** | 3 | 17 | **20** |
| 18 | 329 | 0 | 14 | **14** | 31 | 202 | **233** | 13 | 58 | **71** | 0 | 5 | **5** |
| 19 | 899 | 2 | 17 | **19** | 112 | 448 | **560** | 44 | 228 | **272** | 3 | 9 | **12** |
| 20 | 1,228 | 7 | 35 | **42** | 204 | 537 | **741** | 101 | 288 | **389** | 2 | 11 | **13** |
| 22 | 1,243 | 5 | 27 | **32** | 151 | 528 | **679** | 113 | 364 | **477** | 3 | 13 | **16** |
| 23 | 1,004 | 12 | 22 | **34** | 181 | 400 | **581** | 90 | 249 | **339** | 5 | 8 | **13** |
| 24 | 446 | 1 | 10 | **11** | 53 | 197 | **250** | 32 | 128 | **160** | 0 | 7 | **7** |
| 25 | 715 | 4 | 19 | **23** | 69 | 301 | **370** | 64 | 216 | **280** | 1 | 7 | **8** |
| 26 | 539 | 0 | 14 | **14** | 59 | 326 | **385** | 26 | 90 | **116** | 0 | 10 | **10** |
| 27 | 1,899 | 9 | 36 | **45** | 286 | 704 | **990** | 244 | 527 | **771** | 6 | 14 | **20** |
| 28 | 1,585 | 8 | 39 | **47** | 303 | 651 | **954** | 161 | 347 | **508** | 0 | 12 | **12** |
| 31 | 1,416 | 10 | 24 | **34** | 301 | 548 | **849** | 150 | 314 | **464** | 8 | 9 | **17** |
| 32 | 1,231 | 6 | 18 | **24** | 188 | 448 | **636** | 157 | 365 | **522** | 2 | 12 | **14** |
| 33 | 1,350 | 3 | 25 | **28** | 194 | 473 | **667** | 180 | 394 | **574** | 6 | 20 | **26** |
| 34 | 696 | 2 | 16 | **18** | 70 | 350 | **420** | 61 | 162 | **223** | 0 | 10 | **10** |
| 35 | 1,271 | 6 | 22 | **28** | 210 | 561 | **771** | 131 | 277 | **408** | 5 | 8 | **13** |
| 36 | 1,935 | 6 | 30 | **36** | 320 | 741 | **1,061** | 243 | 498 | **741** | 2 | 30 | **32** |
| 38 | 1,625 | 4 | 39 | **43** | 252 | 769 | **1,021** | 136 | 358 | **494** | 3 | 13 | **16** |
| 41 | 1,451 | 2 | 26 | **28** | 220 | 613 | **833** | 149 | 361 | **510** | 3 | 9 | **12** |
| 43 | 1,119 | 1 | 23 | **24** | 162 | 461 | **623** | 129 | 281 | **410** | 1 | 12 | **13** |
| 44 | 999 | 5 | 21 | **26** | 208 | 479 | **687** | 85 | 162 | **247** | 2 | 6 | **8** |
| 45 | 991 | 8 | 21 | **29** | 159 | 423 | **582** | 131 | 209 | **340** | 2 | 8 | **10** |
| 46 | 874 | 4 | 9 | **13** | 133 | 415 | **548** | 88 | 195 | **283** | 0 | 4 | **4** |
| 47 | 1,408 | 3 | 25 | **28** | 234 | 525 | **759** | 210 | 348 | **558** | 4 | 13 | **17** |
| 48 | 637 | 2 | 7 | **9** | 120 | 272 | **392** | 77 | 144 | **221** | 0 | 2 | **2** |
| 49 | 1,515 | 3 | 32 | **35** | 230 | 540 | **770** | 193 | 417 | **610** | 2 | 23 | **25** |
| 50 | 1,250 | 8 | 24 | **32** | 198 | 496 | **694** | 148 | 316 | **464** | 2 | 12 | **14** |
| 51 | 1,428 | 10 | 17 | **27** | 285 | 443 | **728** | 269 | 343 | **612** | 4 | 4 | **8** |
| 52 | 892 | 7 | 14 | **21** | 143 | 264 | **407** | 135 | 288 | **423** | 1 | 8 | **9** |
| 53 | 842 | 2 | 9 | **11** | 108 | 313 | **421** | 109 | 248 | **357** | 0 | 13 | **13** |
| 54 | 1,044 | 6 | 11 | **17** | 191 | 335 | **526** | 187 | 272 | **459** | 3 | 8 | **11** |
| 55 | 1,143 | 0 | 21 | **21** | 145 | 442 | **587** | 110 | 369 | **479** | 0 | 21 | **21** |
| 56 | 578 | 3 | 8 | **11** | 98 | 218 | **316** | 65 | 158 | **223** | 0 | 6 | **6** |
| 57 | 1,039 | 2 | 27 | **29** | 118 | 411 | **529** | 106 | 315 | **421** | 2 | 16 | **18** |
| 58 | 1,544 | 5 | 22 | **27** | 250 | 514 | **764** | 210 | 448 | **658** | 3 | 19 | **22** |
| | **50,747** | **200** | **1,156** | **1,356** | **7,341** | **22,428** | **29,769** | **4,982** | **12,177** | **17,159** | **103** | **575** | **678** |

| | | | | | | | | | | | | |
|---|---|---|---|---|---|---|---|---|---|---|---|---|
| TOTALS | 203,614 | 841 | 4,287 | 5,128 | 31,271 | 80,921 | 112,192 | 23,924 | 51,964 | 75,888 | 423 | 2,122 | 2,545 |

□ Yellow in the TOTALS column means precinct hasn't reported
N/A indicates AV (Absentee) results are included in **Elec Day** results

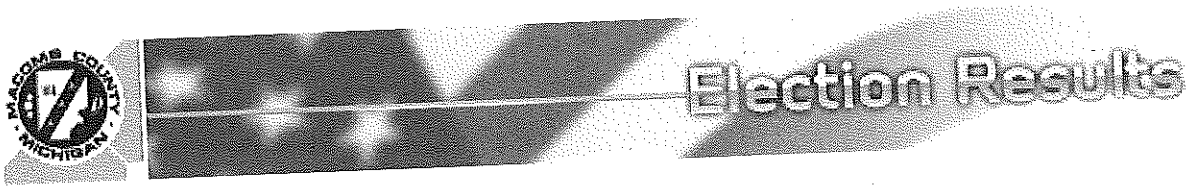


# Representative in Congress - 10th District

## One 2-year term

Official results, updated **November 20, 2:34 PM**



| | POLL BOOK TOTALS | Harley **Mikkelson** (GRN) | | | Jeremy **Peruski** (NPA) | | | Kimberly **Bizon** (DEM) | | | Paul **Mitchell** (REP) | | |
|---|---|---|---|---|---|---|---|---|---|---|---|---|---|
| | | AV | Elec Day | TOTAL | AV | Elec Day | TOTAL | AV | Elec Day | TOTAL | AV | Elec Day | TOTAL |
| **ARMADA TOWNSHIP** | | | | | | | | | | | | | |
| 01 | 1,617 | 6 | 17 | **23** | 13 | 35 | **48** | 147 | 322 | **469** | 336 | 654 | **990** |
| 02 | 1,081 | 1 | 5 | **6** | 6 | 18 | **24** | 108 | 179 | **287** | 172 | 531 | **703** |
| | **2,698** | **7** | **22** | **29** | **19** | **53** | **72** | **255** | **501** | **756** | **508** | **1,185** | **1,693** |

| | POLL BOOK TOTALS | Harley **Mikkelson** (GRN) | | | Jeremy **Peruski** (NPA) | | | Kimberly **Bizon** (DEM) | | | Paul **Mitchell** (REP) | | |
|---|---|---|---|---|---|---|---|---|---|---|---|---|---|
| | | AV | Elec Day | TOTAL | AV | Elec Day | TOTAL | AV | Elec Day | TOTAL | AV | Elec Day | TOTAL |
| **BRUCE TOWNSHIP** | | | | | | | | | | | | | |
| 01 | 891 | 2 | 10 | **12** | 4 | 10 | **14** | 104 | 250 | **354** | 132 | 344 | **476** |
| 02 | 1,627 | 2 | 6 | **8** | 7 | 22 | **29** | 137 | 285 | **422** | 336 | 779 | **1,115** |
| 03 | 986 | 1 | 4 | **5** | 6 | 14 | **20** | 93 | 184 | **277** | 205 | 441 | **646** |
| 04 | 1,140 | 1 | 3 | **4** | 3 | 13 | **16** | 93 | 196 | **289** | 224 | 571 | **795** |
| | **4,644** | **6** | **23** | **29** | **20** | **59** | **79** | **427** | **915** | **1,342** | **897** | **2,135** | **3,032** |

| | POLL BOOK TOTALS | Harley **Mikkelson** (GRN) | | | Jeremy **Peruski** (NPA) | | | Kimberly **Bizon** (DEM) | | | Paul **Mitchell** (REP) | | |
|---|---|---|---|---|---|---|---|---|---|---|---|---|---|
| | | AV | Elec Day | TOTAL | AV | Elec Day | TOTAL | AV | Elec Day | TOTAL | AV | Elec Day | TOTAL |
| **CHESTERFIELD TOWNSHIP** | | | | | | | | | | | | | |
| 01 | 1,185 | 2 | 6 | **8** | 7 | 17 | **24** | 172 | 307 | **479** | 205 | 392 | **597** |
| 02 | 1,229 | 1 | 11 | **12** | 3 | 18 | **21** | 131 | 319 | **450** | 210 | 463 | **673** |
| 03 | 1,578 | 0 | 12 | **12** | 7 | 20 | **27** | 151 | 440 | **591** | 191 | 675 | **866** |
| 04 | 1,479 | 0 | 10 | **10** | 6 | 28 | **34** | 155 | 392 | **547** | 250 | 582 | **832** |
| 05 | 1,105 | 4 | 10 | **14** | 8 | 19 | **27** | 166 | 253 | **419** | 191 | 391 | **582** |
| 06 | 1,454 | 2 | 18 | **20** | 8 | 22 | **30** | 110 | 497 | **607** | 159 | 544 | **703** |
| 07 | 1,333 | 1 | 7 | **8** | 5 | 20 | **25** | 135 | 337 | **472** | 215 | 529 | **744** |
| 08 | 1,444 | 4 | 7 | **11** | 2 | 28 | **30** | 144 | 356 | **500** | 235 | 596 | **831** |
| 09 | 1,233 | 7 | 13 | **20** | 4 | 16 | **20** | 147 | 316 | **463** | 196 | 454 | **650** |
| 10 | 1,486 | 0 | 4 | **4** | 10 | 22 | **32** | 199 | 200 | **399** | 454 | 532 | **986** |
| 11 | 1,581 | 2 | 9 | **11** | 5 | 21 | **26** | 207 | 401 | **608** | 283 | 568 | **851** |
| 12 | 1,038 | 2 | 15 | **17** | 2 | 33 | **35** | 97 | 372 | **469** | 75 | 387 | **462** |
| 13 | 1,618 | 6 | 8 | **14** | 7 | 21 | **28** | 213 | 415 | **628** | 284 | 574 | **858** |
| 14 | 1,711 | 1 | 8 | **9** | 6 | 16 | **22** | 144 | 465 | **609** | 260 | 723 | **983** |
| | **19,474** | **32** | **138** | **170** | **80** | **301** | **381** | **2,171** | **5,070** | **7,241** | **3,208** | **7,410** | **10,618** |

| | POLL BOOK TOTALS | Harley **Mikkelson** (GRN) | | | Jeremy **Peruski** (NPA) | | | Kimberly **Bizon** (DEM) | | | Paul **Mitchell** (REP) | | |
|---|---|---|---|---|---|---|---|---|---|---|---|---|---|
| | | AV | Elec Day | TOTAL | AV | Elec Day | TOTAL | AV | Elec Day | TOTAL | AV | Elec Day | TOTAL |
| **HARRISON TOWNSHIP** | | | | | | | | | | | | | |
| 01 | 1,181 | 1 | 15 | **16** | 7 | 15 | **22** | 167 | 393 | **560** | 212 | 305 | **517** |
| 02 | 1,342 | 6 | 11 | **17** | 7 | 21 | **28** | 246 | 409 | **655** | 225 | 354 | **579** |

| | | | | | | | | | | | | | | |
|---|---|---|---|---|---|---|---|---|---|---|---|---|---|---|
| 03 | 1,191 | 2 | 9 | 11 | 11 | 33 | 44 | 182 | 225 | 407 | 244 | 427 | 671 |
| 04 | 1,376 | 3 | 17 | 20 | 10 | 19 | 29 | 186 | 353 | 539 | 298 | 425 | 723 |
| 05 | 1,310 | 1 | 5 | 6 | 12 | 13 | 25 | 172 | 158 | 330 | 399 | 490 | 889 |
| 06 | 1,343 | 1 | 10 | 11 | 3 | 20 | 23 | 170 | 407 | 577 | 278 | 397 | 675 |
| 07 | 1,292 | 3 | 11 | 14 | 8 | 27 | 35 | 199 | 243 | 442 | 332 | 404 | 736 |
| 08 | 935 | 1 | 8 | 9 | 10 | 12 | 22 | 154 | 360 | 514 | 124 | 223 | 347 |
| 09 | 1,199 | 0 | 6 | 6 | 7 | 12 | 19 | 131 | 228 | 359 | 370 | 395 | 765 |
| 10 | 1,067 | 2 | 4 | 6 | 6 | 14 | 20 | 151 | 249 | 400 | 205 | 384 | 589 |
| | **12,236** | **20** | **96** | **116** | **81** | **186** | **267** | **1,758** | **3,025** | **4,783** | **2,687** | **3,804** | **6,491** |

| | POLL BOOK TOTALS | Harley Mikkelson (GRN) | | | Jeremy Peruski (NPA) | | | Kimberly Bizon (DEM) | | | Paul Mitchell (REP) | | |
|---|---|---|---|---|---|---|---|---|---|---|---|---|---|
| | | AV | Elec Day | TOTAL | AV | Elec Day | TOTAL | AV | Elec Day | TOTAL | AV | Elec Day | TOTAL |
| **LENOX TOWNSHIP** | | | | | | | | | | | | | |
| 01 | 817 | 0 | 6 | 6 | 8 | 21 | 29 | 79 | 124 | 203 | 184 | 367 | 551 |
| 02 | 1,172 | 0 | 12 | 12 | 2 | 21 | 23 | 124 | 256 | 380 | 189 | 503 | 692 |
| 03 | 1,136 | 1 | 14 | 15 | 7 | 26 | 33 | 140 | 431 | 571 | 83 | 373 | 456 |
| 04 | 536 | 3 | 10 | 13 | 1 | 14 | 15 | 25 | 223 | 248 | 23 | 210 | 233 |
| | **3,661** | **4** | **42** | **46** | **18** | **82** | **100** | **368** | **1,034** | **1,402** | **479** | **1,453** | **1,932** |

| | POLL BOOK TOTALS | Harley Mikkelson (GRN) | | | Jeremy Peruski (NPA) | | | Kimberly Bizon (DEM) | | | Paul Mitchell (REP) | | |
|---|---|---|---|---|---|---|---|---|---|---|---|---|---|
| | | AV | Elec Day | TOTAL | AV | Elec Day | TOTAL | AV | Elec Day | TOTAL | AV | Elec Day | TOTAL |
| **MACOMB TOWNSHIP** | | | | | | | | | | | | | |
| 01 | 968 | 1 | 3 | 4 | 4 | 10 | 14 | 123 | 195 | 318 | 176 | 406 | 582 |
| 02 | 1,079 | 0 | 3 | 3 | 7 | 19 | 26 | 151 | 249 | 400 | 189 | 399 | 588 |
| 03 | 1,137 | 0 | 6 | 6 | 4 | 16 | 20 | 93 | 317 | 410 | 146 | 499 | 645 |
| 04 | 1,071 | 1 | 9 | 10 | 5 | 24 | 29 | 127 | 287 | 414 | 153 | 416 | 569 |
| 05 | 1,397 | 0 | 6 | 6 | 4 | 31 | 35 | 157 | 367 | 524 | 220 | 547 | 767 |
| 06 | 978 | 3 | 2 | 5 | 6 | 13 | 19 | 154 | 220 | 374 | 248 | 289 | 537 |
| 07 | 994 | 1 | 10 | 11 | 5 | 13 | 18 | 119 | 239 | 358 | 189 | 361 | 550 |
| 08 | 1,008 | 4 | 6 | 10 | 14 | 22 | 36 | 161 | 228 | 389 | 200 | 316 | 516 |
| 09 | 772 | 1 | 2 | 3 | 5 | 10 | 15 | 79 | 171 | 250 | 161 | 310 | 471 |
| 10 | 906 | 0 | 13 | 13 | 3 | 18 | 21 | 105 | 354 | 459 | 94 | 277 | 371 |
| 11 | 1,319 | 5 | 6 | 11 | 3 | 14 | 17 | 120 | 386 | 506 | 185 | 532 | 717 |
| 12 | 1,240 | 1 | 4 | 5 | 6 | 15 | 21 | 186 | 289 | 475 | 227 | 458 | 685 |
| 13 | 1,162 | 0 | 10 | 10 | 10 | 26 | 36 | 91 | 314 | 405 | 160 | 484 | 644 |
| 14 | 1,267 | 2 | 8 | 10 | 5 | 19 | 24 | 128 | 305 | 433 | 249 | 482 | 731 |
| 15 | 1,282 | 2 | 10 | 12 | 12 | 11 | 23 | 178 | 219 | 397 | 349 | 434 | 783 |
| 16 | 1,565 | 0 | 7 | 7 | 7 | 27 | 34 | 165 | 355 | 520 | 222 | 703 | 925 |
| 17 | 1,487 | 2 | 7 | 9 | 4 | 20 | 24 | 132 | 415 | 547 | 227 | 608 | 835 |
| 18 | 867 | 0 | 8 | 8 | 8 | 31 | 39 | 133 | 303 | 436 | 123 | 218 | 341 |
| 19 | 621 | 0 | 10 | 10 | 1 | 19 | 20 | 74 | 280 | 354 | 49 | 160 | 209 |
| 20 | 1,146 | 0 | 2 | 2 | 5 | 12 | 17 | 117 | 289 | 406 | 176 | 491 | 667 |
| 21 | 1,466 | 0 | 10 | 10 | 8 | 17 | 25 | 215 | 287 | 502 | 353 | 494 | 847 |
| 22 | 1,234 | 2 | 2 | 4 | 5 | 13 | 18 | 202 | 237 | 439 | 327 | 385 | 712 |
| 23 | 1,086 | 1 | 6 | 7 | 10 | 9 | 19 | 186 | 147 | 333 | 378 | 294 | 672 |
| 24 | 1,063 | 5 | 1 | 6 | 8 | 5 | 13 | 226 | 174 | 400 | 389 | 213 | 602 |
| 25 | 938 | 0 | 5 | 5 | 2 | 6 | 8 | 69 | 265 | 334 | 97 | 427 | 524 |
| 26 | 832 | 0 | 5 | 5 | 4 | 8 | 12 | 70 | 229 | 299 | 129 | 327 | 456 |
| 27 | 1,436 | 0 | 4 | 4 | 8 | 22 | 30 | 152 | 321 | 473 | 208 | 648 | 856 |
| 28 | 905 | 2 | 4 | 6 | 1 | 10 | 11 | 69 | 259 | 328 | 117 | 370 | 487 |
| 29 | 1,044 | 1 | 6 | 7 | 1 | 10 | 11 | 75 | 354 | 429 | 114 | 424 | 538 |
| 30 | 1,135 | 3 | 7 | 10 | 7 | 14 | 21 | 109 | 257 | 366 | 169 | 500 | 669 |

| | | Harley Mikkelson (GRN) | | | Jeremy Peruski (NPA) | | | Kimberly Bizon (DEM) | | | Paul Mitchell (REP) | | |
|---|---|---|---|---|---|---|---|---|---|---|---|---|---|
| | POLL BOOK TOTALS | AV | Elec Day | TOTAL | AV | Elec Day | TOTAL | AV | Elec Day | TOTAL | AV | Elec Day | TOTAL |
| 31 | 804 | 0 | 5 | **5** | 6 | 10 | **16** | 91 | 197 | **288** | 150 | 313 | **463** |
| 32 | 1,091 | 0 | 3 | **3** | 2 | 15 | **17** | 83 | 262 | **345** | 183 | 476 | **659** |
| 33 | 815 | 2 | 3 | **5** | 5 | 11 | **16** | 118 | 212 | **330** | 147 | 265 | **412** |
| 34 | 1,039 | 0 | 6 | **6** | 2 | 16 | **18** | 92 | 300 | **392** | 104 | 466 | **570** |
| 35 | 1,143 | 0 | 4 | **4** | 2 | 14 | **16** | 86 | 394 | **480** | 119 | 453 | **572** |
| 36 | 938 | 1 | 4 | **5** | 2 | 16 | **18** | 80 | 270 | **350** | 122 | 398 | **520** |
| 37 | 800 | 1 | 4 | **5** | 3 | 7 | **10** | 113 | 138 | **251** | 182 | 317 | **499** |
| | **40,035** | **41** | **211** | **252** | **194** | **573** | **767** | **4,629** | **10,085** | **14,714** | **7,031** | **15,160** | **22,191** |

## MEMPHIS

| | | Harley Mikkelson (GRN) | | | Jeremy Peruski (NPA) | | | Kimberly Bizon (DEM) | | | Paul Mitchell (REP) | | |
|---|---|---|---|---|---|---|---|---|---|---|---|---|---|
| | POLL BOOK TOTALS | AV | Elec Day | TOTAL | AV | Elec Day | TOTAL | AV | Elec Day | TOTAL | AV | Elec Day | TOTAL |
| 01 | 308 | N/A | 2 | **2** | N/A | 12 | **12** | N/A | 89 | **89** | N/A | 186 | **186** |
| | **308** | N/A | **2** | **2** | N/A | **12** | **12** | N/A | **89** | **89** | N/A | **186** | **186** |

## NEW BALTIMORE

| | | Harley Mikkelson (GRN) | | | Jeremy Peruski (NPA) | | | Kimberly Bizon (DEM) | | | Paul Mitchell (REP) | | |
|---|---|---|---|---|---|---|---|---|---|---|---|---|---|
| | POLL BOOK TOTALS | AV | Elec Day | TOTAL | AV | Elec Day | TOTAL | AV | Elec Day | TOTAL | AV | Elec Day | TOTAL |
| 01 | 850 | 0 | 14 | **14** | 4 | 12 | **16** | 100 | 222 | **322** | 88 | 354 | **442** |
| 02 | 682 | 1 | 3 | **4** | 2 | 13 | **15** | 62 | 160 | **222** | 101 | 315 | **416** |
| 03 | 1,567 | 1 | 8 | **9** | 4 | 28 | **32** | 141 | 369 | **510** | 194 | 735 | **929** |
| 04 | 1,265 | 1 | 12 | **13** | 4 | 25 | **29** | 147 | 348 | **495** | 196 | 465 | **661** |
| 05 | 1,217 | 3 | 9 | **12** | 2 | 30 | **32** | 116 | 307 | **423** | 157 | 539 | **696** |
| | **5,581** | **6** | **46** | **52** | **16** | **108** | **124** | **566** | **1,406** | **1,972** | **736** | **2,408** | **3,144** |

## RAY TOWNSHIP

| | | Harley Mikkelson (GRN) | | | Jeremy Peruski (NPA) | | | Kimberly Bizon (DEM) | | | Paul Mitchell (REP) | | |
|---|---|---|---|---|---|---|---|---|---|---|---|---|---|
| | POLL BOOK TOTALS | AV | Elec Day | TOTAL | AV | Elec Day | TOTAL | AV | Elec Day | TOTAL | AV | Elec Day | TOTAL |
| 01 | 830 | 0 | 7 | **7** | 3 | 9 | **12** | 61 | 141 | **202** | 185 | 388 | **573** |
| 02 | 1,115 | 0 | 5 | **5** | 6 | 22 | **28** | 99 | 186 | **285** | 217 | 521 | **738** |
| | **1,945** | **0** | **12** | **12** | **9** | **31** | **40** | **160** | **327** | **487** | **402** | **909** | **1,311** |

## RICHMOND CITY

| | | Harley Mikkelson (GRN) | | | Jeremy Peruski (NPA) | | | Kimberly Bizon (DEM) | | | Paul Mitchell (REP) | | |
|---|---|---|---|---|---|---|---|---|---|---|---|---|---|
| | POLL BOOK TOTALS | AV | Elec Day | TOTAL | AV | Elec Day | TOTAL | AV | Elec Day | TOTAL | AV | Elec Day | TOTAL |
| 01 | 1,407 | 0 | 16 | **16** | 8 | 39 | **47** | 143 | 311 | **454** | 266 | 553 | **819** |
| 02 | 1,204 | 0 | 11 | **11** | 6 | 16 | **22** | 111 | 288 | **399** | 177 | 530 | **707** |
| | **2,611** | **0** | **27** | **27** | **14** | **55** | **69** | **254** | **599** | **853** | **443** | **1,083** | **1,526** |

## RICHMOND TOWNSHIP

| | | Harley Mikkelson (GRN) | | | Jeremy Peruski (NPA) | | | Kimberly Bizon (DEM) | | | Paul Mitchell (REP) | | |
|---|---|---|---|---|---|---|---|---|---|---|---|---|---|
| | POLL BOOK TOTALS | AV | Elec Day | TOTAL | AV | Elec Day | TOTAL | AV | Elec Day | TOTAL | AV | Elec Day | TOTAL |
| 01 | 804 | N/A | 2 | **2** | N/A | 30 | **30** | N/A | 167 | **167** | N/A | 566 | **566** |
| 02 | 947 | N/A | 3 | **3** | N/A | 21 | **21** | N/A | 229 | **229** | N/A | 643 | **643** |
| | **1,751** | N/A | **5** | **5** | N/A | **51** | **51** | N/A | **396** | **396** | N/A | **1,209** | **1,209** |

## SHELBY TOWNSHIP

| | | Harley Mikkelson (GRN) | | | Jeremy Peruski (NPA) | | | Kimberly Bizon (DEM) | | | Paul Mitchell (REP) | | |
|---|---|---|---|---|---|---|---|---|---|---|---|---|---|
| | POLL BOOK TOTALS | AV | Elec Day | TOTAL | AV | Elec Day | TOTAL | AV | Elec Day | TOTAL | AV | Elec Day | TOTAL |
| 01 | 1,740 | 2 | 8 | **10** | 12 | 13 | **25** | 194 | 299 | **493** | 413 | 717 | **1,130** |
| 02 | 1,457 | 1 | 11 | **12** | 11 | 28 | **39** | 116 | 346 | **462** | 308 | 582 | **890** |
| 03 | 720 | 0 | 9 | **9** | 3 | 15 | **18** | 56 | 190 | **246** | 78 | 332 | **410** |
| 04 | 1,187 | 0 | 4 | **4** | 6 | 14 | **20** | 116 | 231 | **347** | 281 | 464 | **745** |
| 05 | 842 | 0 | 4 | **4** | 6 | 10 | **16** | 122 | 256 | **378** | 155 | 254 | **409** |

| | | | | | | | | | | | | | | |
|---|---|---|---|---|---|---|---|---|---|---|---|---|---|---|
| 06 | 968 | 0 | 11 | **11** | 6 | 23 | **29** | 71 | 341 | **412** | 82 | 385 | **467** |
| 07 | 1,197 | 1 | 8 | **9** | 8 | 19 | **27** | 153 | 241 | **394** | 275 | 442 | **717** |
| 08 | 636 | 0 | 0 | **0** | 4 | 10 | **14** | 68 | 142 | **210** | 123 | 263 | **386** |
| 09 | 803 | 1 | 8 | **9** | 2 | 18 | **20** | 58 | 342 | **400** | 61 | 283 | **344** |
| 10 | 965 | 1 | 6 | **7** | 3 | 17 | **20** | 135 | 201 | **336** | 165 | 392 | **557** |
| 11 | 1,267 | 2 | 16 | **18** | 7 | 20 | **27** | 137 | 348 | **485** | 193 | 475 | **668** |
| 12 | 879 | 0 | 4 | **4** | 6 | 12 | **18** | 64 | 171 | **235** | 204 | 366 | **570** |
| 13 | 680 | 0 | 4 | **4** | 7 | 10 | **17** | 71 | 124 | **195** | 163 | 264 | **427** |
| 14 | 1,391 | 0 | 6 | **6** | 8 | 16 | **24** | 135 | 310 | **445** | 248 | 616 | **864** |
| 15 | 1,393 | 3 | 9 | **12** | 5 | 23 | **28** | 164 | 317 | **481** | 265 | 548 | **813** |
| 16 | 1,798 | 1 | 5 | **6** | 14 | 27 | **41** | 234 | 311 | **545** | 455 | 686 | **1,141** |
| 17 | 1,487 | 2 | 7 | **9** | 3 | 21 | **24** | 127 | 347 | **474** | 245 | 667 | **912** |
| 18 | 1,084 | 1 | 3 | **4** | 4 | 17 | **21** | 169 | 251 | **420** | 221 | 357 | **578** |
| 19 | 984 | 1 | 8 | **9** | 7 | 19 | **26** | 78 | 232 | **310** | 243 | 361 | **604** |
| 20 | 772 | 1 | 4 | **5** | 10 | 13 | **23** | 93 | 188 | **281** | 148 | 288 | **436** |
| 21 | 739 | 2 | 13 | **15** | 0 | 22 | **22** | 39 | 387 | **426** | 37 | 204 | **241** |
| 22 | 1,810 | 1 | 4 | **5** | 11 | 13 | **24** | 243 | 300 | **543** | 495 | 679 | **1,174** |
| 23 | 1,595 | 0 | 6 | **6** | 8 | 26 | **34** | 116 | 302 | **418** | 427 | 634 | **1,061** |
| 24 | 1,861 | 3 | 9 | **12** | 10 | 14 | **24** | 212 | 298 | **510** | 503 | 738 | **1,241** |
| 25 | 1,344 | 3 | 5 | **8** | 10 | 17 | **27** | 156 | 302 | **458** | 339 | 461 | **800** |
| 26 | 1,172 | 2 | 12 | **14** | 7 | 18 | **25** | 207 | 260 | **467** | 296 | 325 | **621** |
| 27 | 1,326 | 1 | 4 | **5** | 11 | 22 | **33** | 175 | 386 | **561** | 227 | 460 | **687** |
| 28 | 1,403 | 3 | 3 | **6** | 5 | 20 | **25** | 290 | 248 | **538** | 415 | 360 | **775** |
| 29 | 859 | 0 | 7 | **7** | 2 | 7 | **9** | 83 | 209 | **292** | 141 | 375 | **516** |
| 30 | 1,063 | 1 | 6 | **7** | 17 | 11 | **28** | 130 | 239 | **369** | 219 | 391 | **610** |
| | **35,422** | **33** | **204** | **237** | **213** | **515** | **728** | **4,012** | **8,119** | **12,131** | **7,425** | **13,369** | **20,794** |

| | POLL BOOK TOTALS | Harley **Mikkelson** (GRN) | | | Jeremy **Peruski** (NPA) | | | Kimberly **Bizon** (DEM) | | | Paul **Mitchell** (REP) | | |
|---|---|---|---|---|---|---|---|---|---|---|---|---|---|
| | | AV | Elec Day | TOTAL | AV | Elec Day | TOTAL | AV | Elec Day | TOTAL | AV | Elec Day | TOTAL |
| **STERLING HEIGHTS** | | | | | | | | | | | | | |
| 29 | 1,083 | 3 | 7 | **10** | 6 | 15 | **21** | 121 | 304 | **425** | 164 | 409 | **573** |
| 30 | 682 | 1 | 9 | **10** | 3 | 14 | **17** | 90 | 242 | **332** | 85 | 206 | **291** |
| 34 | 1,276 | 3 | 10 | **13** | 2 | 13 | **15** | 142 | 372 | **514** | 186 | 495 | **681** |
| 35 | 850 | 0 | 14 | **14** | 1 | 18 | **19** | 72 | 303 | **375** | 50 | 355 | **405** |
| 36 | 1,380 | 1 | 12 | **13** | 6 | 24 | **30** | 211 | 326 | **537** | 231 | 501 | **732** |
| 37 | 1,320 | 0 | 8 | **8** | 2 | 20 | **22** | 190 | 437 | **627** | 182 | 412 | **594** |
| 38 | 1,475 | 1 | 13 | **14** | 8 | 19 | **27** | 248 | 501 | **749** | 258 | 355 | **613** |
| 39 | 1,117 | 2 | 17 | **19** | 1 | 22 | **23** | 120 | 350 | **470** | 112 | 443 | **555** |
| 40 | 595 | 1 | 15 | **16** | 2 | 6 | **8** | 43 | 172 | **215** | 59 | 253 | **312** |
| 41 | 851 | 0 | 5 | **5** | 2 | 22 | **24** | 86 | 277 | **363** | 81 | 321 | **402** |
| 42 | 1,056 | 3 | 6 | **9** | 5 | 15 | **20** | 132 | 253 | **385** | 202 | 392 | **594** |
| 43 | 1,790 | 2 | 9 | **11** | 13 | 17 | **30** | 290 | 416 | **706** | 419 | 544 | **963** |
| 44 | 1,074 | 2 | 3 | **5** | 4 | 8 | **12** | 185 | 251 | **436** | 238 | 330 | **568** |
| 45 | 1,351 | 0 | 7 | **7** | 5 | 10 | **15** | 156 | 437 | **593** | 226 | 461 | **687** |
| | **15,900** | **19** | **135** | **154** | **60** | **223** | **283** | **2,086** | **4,641** | **6,727** | **2,493** | **5,477** | **7,970** |

| | POLL BOOK TOTALS | Harley **Mikkelson** (GRN) | | | Jeremy **Peruski** (NPA) | | | Kimberly **Bizon** (DEM) | | | Paul **Mitchell** (REP) | | |
|---|---|---|---|---|---|---|---|---|---|---|---|---|---|
| | | AV | Elec Day | TOTAL | AV | Elec Day | TOTAL | AV | Elec Day | TOTAL | AV | Elec Day | TOTAL |
| **UTICA** | | | | | | | | | | | | | |
| 01 | 427 | 1 | 8 | **9** | 0 | 15 | **15** | 37 | 155 | **192** | 31 | 156 | **187** |
| 02 | 807 | 2 | 5 | **7** | 0 | 18 | **18** | 72 | 205 | **277** | 111 | 336 | **447** |
| 03 | 903 | 2 | 9 | **11** | 4 | 11 | **15** | 101 | 338 | **439** | 118 | 284 | **402** |

| | | | | | | | | | | | | | |
|---|---|---|---|---|---|---|---|---|---|---|---|---|---|
| | **2,137** | **5** | **22** | **27** | **4** | **44** | **48** | **210** | **698** | **908** | **260** | **776** | **1,036** |
| | POLL BOOK TOTALS | Harley **Mikkelson** (GRN) | | | Jeremy **Peruski** (NPA) | | | Kimberly **Bizon** (DEM) | | | Paul **Mitchell** (REP) | | |
| | | AV | Elec Day | TOTAL | AV | Elec Day | TOTAL | AV | Elec Day | TOTAL | AV | Elec Day | TOTAL |
| **WASHINGTON TOWNSHIP** | | | | | | | | | | | | | |
| 01 | 829 | 3 | 4 | 7 | 4 | 18 | **22** | 77 | 227 | **304** | 128 | 325 | **453** |
| 02 | 1,643 | 2 | 9 | **11** | 12 | 11 | **23** | 216 | 265 | **481** | 409 | 647 | **1,056** |
| 03 | 1,480 | 3 | 7 | **10** | 6 | 9 | **15** | 141 | 264 | **405** | 339 | 654 | **993** |
| 04 | 1,151 | 1 | 14 | **15** | 3 | 21 | **24** | 108 | 290 | **398** | 162 | 494 | **656** |
| 05 | 1,463 | 2 | 7 | **9** | 4 | 24 | **28** | 111 | 225 | **336** | 366 | 664 | **1,030** |
| 06 | 2,195 | 1 | 6 | **7** | 7 | 23 | **30** | 280 | 267 | **547** | 737 | 795 | **1,532** |
| 07 | 1,557 | 0 | 5 | **5** | 4 | 10 | **14** | 155 | 236 | **391** | 391 | 712 | **1,103** |
| 08 | 1,314 | 1 | 5 | **6** | 4 | 23 | **27** | 151 | 237 | **388** | 292 | 533 | **825** |
| 09 | 759 | 2 | 4 | **6** | 3 | 7 | **10** | 67 | 116 | **183** | 138 | 377 | **515** |
| 10 | 1,081 | 0 | 1 | **1** | 4 | 9 | **13** | 94 | 224 | **318** | 199 | 498 | **697** |
| | **13,472** | **15** | **62** | **77** | **51** | **155** | **206** | **1,400** | **2,351** | **3,751** | **3,161** | **5,699** | **8,860** |
| **TOTALS** | | | | | | | | | | | | | |
| | **161,875** | **188** | **1,047** | **1,235** | **779** | **2,448** | **3,227** | **18,296** | **39,256** | **57,552** | **29,730** | **62,263** | **91,993** |

☐ Yellow in the TOTALS column means precinct hasn't reported

**N/A** indicates AV (Absentee) results are included in **Elec Day** results

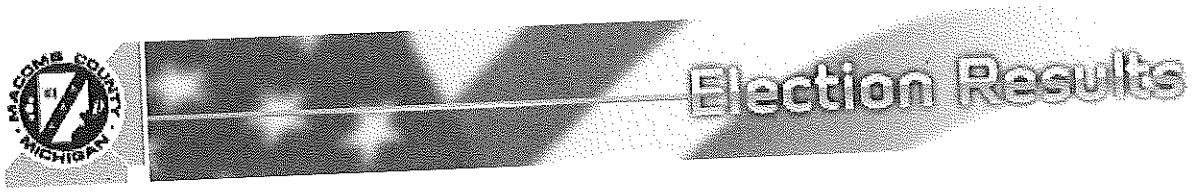


# State Senator - 8th District

## One 4-year term

Official results, updated **November 20, 2:34 PM**



| | POLL BOOK TOTALS | Paul R. Francis (DEM) AV | Elec Day | TOTAL | Peter J. Lucido (REP) AV | Elec Day | TOTAL |
|---|---|---|---|---|---|---|---|
| **BRUCE TOWNSHIP** | | | | | | | |
| 01 | 891 | 98 | 232 | **330** | 143 | 379 | **522** |
| 02 | 1,627 | 128 | 278 | **406** | 355 | 818 | **1,173** |
| 03 | 986 | 86 | 182 | **268** | 215 | 465 | **680** |
| 04 | 1,140 | 85 | 172 | **257** | 239 | 612 | **851** |
| | **4,644** | **397** | **864** | **1,261** | **952** | **2,274** | **3,226** |

| | POLL BOOK TOTALS | Paul R. Francis (DEM) AV | Elec Day | TOTAL | Peter J. Lucido (REP) AV | Elec Day | TOTAL |
|---|---|---|---|---|---|---|---|
| **CHESTERFIELD TOWNSHIP** | | | | | | | |
| 01 | 1,185 | 176 | 305 | **481** | 216 | 419 | **635** |
| 02 | 1,229 | 129 | 325 | **454** | 215 | 486 | **701** |
| 03 | 1,578 | 152 | 437 | **589** | 194 | 705 | **899** |
| 04 | 1,479 | 160 | 376 | **536** | 255 | 617 | **872** |
| 05 | 1,105 | 168 | 269 | **437** | 202 | 402 | **604** |
| 06 | 1,454 | 113 | 490 | **603** | 166 | 588 | **754** |
| 07 | 1,333 | 123 | 330 | **453** | 237 | 568 | **805** |
| 08 | 1,444 | 150 | 351 | **501** | 238 | 638 | **876** |
| 09 | 1,233 | 142 | 324 | **466** | 215 | 476 | **691** |
| 10 | 1,486 | 187 | 190 | **377** | 475 | 567 | **1,042** |
| 11 | 1,581 | 199 | 401 | **600** | 300 | 599 | **899** |
| 12 | 1,038 | 100 | 379 | **479** | 77 | 424 | **501** |
| 13 | 1,618 | 207 | 398 | **605** | 299 | 608 | **907** |
| 14 | 1,711 | 152 | 462 | **614** | 266 | 745 | **1,011** |
| | **19,474** | **2,158** | **5,037** | **7,195** | **3,355** | **7,842** | **11,197** |

| | POLL BOOK TOTALS | Paul R. Francis (DEM) AV | Elec Day | TOTAL | Peter J. Lucido (REP) AV | Elec Day | TOTAL |
|---|---|---|---|---|---|---|---|
| **GROSSE POINTE SHORES** | | | | | | | |
| 03 | 56 | N/A | 11 | **11** | N/A | 39 | **39** |
| | **56** | N/A | 11 | **11** | N/A | **39** | **39** |

| | POLL BOOK TOTALS | Paul R. Francis (DEM) AV | Elec Day | TOTAL | Peter J. Lucido (REP) AV | Elec Day | TOTAL |
|---|---|---|---|---|---|---|---|
| **HARRISON TOWNSHIP** | | | | | | | |
| 01 | 1,181 | 151 | 386 | **537** | 236 | 351 | **587** |
| 02 | 1,342 | 234 | 397 | **631** | 246 | 390 | **636** |
| 03 | 1,191 | 168 | 231 | **399** | 265 | 466 | **731** |

| | | | | | | | |
|---|---|---|---|---|---|---|---|
| 04 | 1,376 | 178 | 358 | **536** | 318 | 446 | **764** |
| 05 | 1,310 | 157 | 140 | **297** | 430 | 534 | **964** |
| 06 | 1,343 | 153 | 410 | **563** | 305 | 418 | **723** |
| 07 | 1,292 | 193 | 242 | **435** | 353 | 447 | **800** |
| 08 | 935 | 150 | 357 | **507** | 136 | 248 | **384** |
| 09 | 1,199 | 132 | 219 | **351** | 378 | 420 | **798** |
| 10 | 1,067 | 128 | 235 | **363** | 229 | 416 | **645** |
| | **12,236** | **1,644** | **2,975** | **4,619** | **2,896** | **4,136** | **7,032** |

| | POLL BOOK TOTALS | Paul R. Francis (DEM) | | | Peter J. Lucido (REP) | | |
|---|---|---|---|---|---|---|---|
| | | AV | Elec Day | TOTAL | AV | Elec Day | TOTAL |
| **LENOX TOWNSHIP** | | | | | | | |
| 01 | 817 | 75 | 127 | **202** | 189 | 388 | **577** |
| 02 | 1,172 | 121 | 264 | **385** | 195 | 517 | **712** |
| 03 | 1,136 | 141 | 453 | **594** | 89 | 391 | **480** |
| 04 | 536 | 28 | 217 | **245** | 24 | 232 | **256** |
| | **3,661** | **365** | **1,061** | **1,426** | **497** | **1,528** | **2,025** |

| | POLL BOOK TOTALS | Paul R. Francis (DEM) | | | Peter J. Lucido (REP) | | |
|---|---|---|---|---|---|---|---|
| | | AV | Elec Day | TOTAL | AV | Elec Day | TOTAL |
| **MOUNT CLEMENS** | | | | | | | |
| 01 | 639 | 119 | 395 | **514** | 14 | 91 | **105** |
| 02 | 911 | 103 | 348 | **451** | 80 | 333 | **413** |
| 03 | 1,356 | 139 | 570 | **709** | 113 | 467 | **580** |
| 04 | 611 | 73 | 253 | **326** | 63 | 187 | **250** |
| 05 | 612 | 150 | 328 | **478** | 40 | 73 | **113** |
| 06 | 721 | 78 | 336 | **414** | 59 | 214 | **273** |
| 09 | 1,081 | 133 | 312 | **445** | 157 | 407 | **564** |
| | **5,931** | **795** | **2,542** | **3,337** | **526** | **1,772** | **2,298** |

| | POLL BOOK TOTALS | Paul R. Francis (DEM) | | | Peter J. Lucido (REP) | | |
|---|---|---|---|---|---|---|---|
| | | AV | Elec Day | TOTAL | AV | Elec Day | TOTAL |
| **RAY TOWNSHIP** | | | | | | | |
| 01 | 830 | 60 | 140 | **200** | 190 | 396 | **586** |
| 02 | 1,115 | 91 | 182 | **273** | 234 | 552 | **786** |
| | **1,945** | **151** | **322** | **473** | **424** | **948** | **1,372** |

| | POLL BOOK TOTALS | Paul R. Francis (DEM) | | | Peter J. Lucido (REP) | | |
|---|---|---|---|---|---|---|---|
| | | AV | Elec Day | TOTAL | AV | Elec Day | TOTAL |
| **SHELBY TOWNSHIP** | | | | | | | |
| 01 | 1,740 | 167 | 273 | **440** | 453 | 777 | **1,230** |
| 02 | 1,457 | 113 | 350 | **463** | 331 | 608 | **939** |
| 03 | 720 | 52 | 190 | **242** | 85 | 355 | **440** |
| 04 | 1,187 | 101 | 221 | **322** | 310 | 492 | **802** |
| 05 | 842 | 119 | 248 | **367** | 167 | 271 | **438** |
| 06 | 968 | 66 | 342 | **408** | 96 | 415 | **511** |
| 07 | 1,197 | 131 | 217 | **348** | 304 | 503 | **807** |
| 08 | 636 | 54 | 124 | **178** | 142 | 301 | **443** |
| 09 | 803 | 55 | 337 | **392** | 70 | 315 | **385** |
| 10 | 965 | 121 | 198 | **319** | 183 | 414 | **597** |
| 11 | 1,267 | 118 | 332 | **450** | 226 | 525 | **751** |
| 12 | 879 | 56 | 171 | **227** | 226 | 390 | **616** |
| 13 | 680 | 65 | 111 | **176** | 180 | 297 | **477** |

| | | | | | | | |
|---|---|---|---|---|---|---|---|
| 14 | 1,391 | 121 | 286 | **407** | 276 | 663 | **939** |
| 15 | 1,393 | 147 | 310 | **457** | 293 | 600 | **893** |
| 16 | 1,798 | 206 | 285 | **491** | 500 | 762 | **1,262** |
| 17 | 1,487 | 118 | 314 | **432** | 260 | 737 | **997** |
| 18 | 1,084 | 151 | 242 | **393** | 254 | 394 | **648** |
| 19 | 984 | 69 | 225 | **294** | 264 | 398 | **662** |
| 20 | 772 | 87 | 184 | **271** | 169 | 309 | **478** |
| 21 | 739 | 39 | 383 | **422** | 39 | 244 | **283** |
| 22 | 1,810 | 225 | 274 | **499** | 529 | 728 | **1,257** |
| 23 | 1,595 | 99 | 274 | **373** | 463 | 713 | **1,176** |
| 24 | 1,861 | 171 | 270 | **441** | 565 | 801 | **1,366** |
| 25 | 1,344 | 131 | 281 | **412** | 376 | 514 | **890** |
| 26 | 1,172 | 176 | 244 | **420** | 348 | 365 | **713** |
| 27 | 1,326 | 165 | 381 | **546** | 252 | 481 | **733** |
| 28 | 1,403 | 251 | 235 | **486** | 471 | 400 | **871** |
| 29 | 859 | 77 | 187 | **264** | 151 | 414 | **565** |
| 30 | 1,063 | 119 | 229 | **348** | 246 | 430 | **676** |
| | **35,422** | **3,570** | **7,718** | **11,288** | **8,229** | **14,616** | **22,845** |

| | POLL BOOK TOTALS | Paul R. Francis (DEM) | | | Peter J. Lucido (REP) | | |
|---|---|---|---|---|---|---|---|
| | | AV | Elec Day | TOTAL | AV | Elec Day | TOTAL |
| **ST. CLAIR SHORES** | | | | | | | |
| 01 | 1,882 | 299 | 482 | **781** | 451 | 560 | **1,011** |
| 02 | 1,666 | 288 | 443 | **731** | 366 | 473 | **839** |
| 03 | 1,600 | 208 | 603 | **811** | 212 | 515 | **727** |
| 04 | 1,569 | 220 | 503 | **723** | 285 | 489 | **774** |
| 05 | 1,452 | 180 | 564 | **744** | 152 | 487 | **639** |
| 06 | 1,434 | 208 | 679 | **887** | 196 | 281 | **477** |
| 07 | 912 | 117 | 365 | **482** | 113 | 278 | **391** |
| 08 | 1,303 | 159 | 382 | **541** | 241 | 463 | **704** |
| 09 | 842 | 132 | 238 | **370** | 152 | 289 | **441** |
| 10 | 1,587 | 175 | 535 | **710** | 249 | 553 | **802** |
| 11 | 664 | 79 | 196 | **275** | 116 | 239 | **355** |
| 12 | 1,585 | 245 | 381 | **626** | 318 | 548 | **866** |
| 13 | 1,896 | 275 | 379 | **654** | 467 | 693 | **1,160** |
| 14 | 637 | 92 | 185 | **277** | 100 | 237 | **337** |
| 15 | 1,565 | 226 | 485 | **711** | 226 | 545 | **771** |
| 16 | 1,466 | 190 | 409 | **599** | 258 | 524 | **782** |
| 17 | 1,641 | 221 | 436 | **657** | 345 | 567 | **912** |
| 18 | 1,291 | 181 | 342 | **523** | 241 | 450 | **691** |
| 19 | 1,063 | 130 | 272 | **402** | 219 | 371 | **590** |
| 20 | 760 | 97 | 217 | **314** | 163 | 236 | **399** |
| 21 | 1,195 | 146 | 349 | **495** | 205 | 420 | **625** |
| 22 | 959 | 121 | 238 | **359** | 165 | 384 | **549** |
| 23 | 1,279 | 154 | 375 | **529** | 230 | 446 | **676** |
| | **30,248** | **4,143** | **9,058** | **13,201** | **5,470** | **10,048** | **15,518** |

| | POLL BOOK TOTALS | Paul R. Francis (DEM) | | | Peter J. Lucido (REP) | | |
|---|---|---|---|---|---|---|---|
| | | AV | Elec Day | TOTAL | AV | Elec Day | TOTAL |
| **UTICA** | | | | | | | |
| 01 | 427 | 30 | 158 | **188** | 39 | 176 | **215** |
| 02 | 807 | 64 | 188 | **252** | 119 | 382 | **501** |

| | | | | | | | |
|---|---|---|---|---|---|---|---|
| 03 | 903 | 90 | 328 | **418** | 132 | 310 | **442** |
| | **2,137** | **184** | **674** | **858** | **290** | **868** | **1,158** |

| | POLL BOOK TOTALS | Paul R. Francis (DEM) | | | Peter J. Lucido (REP) | | |
|---|---|---|---|---|---|---|---|
| | | AV | Elec Day | TOTAL | AV | Elec Day | TOTAL |
| **WASHINGTON TOWNSHIP** | | | | | | | |
| 01 | 829 | 63 | 227 | **290** | 142 | 349 | **491** |
| 02 | 1,643 | 203 | 254 | **457** | 447 | 690 | **1,137** |
| 03 | 1,480 | 126 | 254 | **380** | 376 | 675 | **1,051** |
| 04 | 1,151 | 94 | 261 | **355** | 176 | 552 | **728** |
| 05 | 1,463 | 104 | 211 | **315** | 375 | 714 | **1,089** |
| 06 | 2,195 | 252 | 260 | **512** | 778 | 825 | **1,603** |
| 07 | 1,557 | 147 | 226 | **373** | 403 | 729 | **1,132** |
| 08 | 1,314 | 130 | 220 | **350** | 339 | 584 | **923** |
| 09 | 759 | 59 | 108 | **167** | 155 | 399 | **554** |
| 10 | 1,081 | 83 | 203 | **286** | 216 | 538 | **754** |
| | **13,472** | **1,261** | **2,224** | **3,485** | **3,407** | **6,055** | **9,462** |
| **TOTALS** | | | | | | | |
| | **129,226** | **14,668** | **32,486** | **47,154** | **26,046** | **50,126** | **76,172** |

☐ Yellow in the TOTALS column means precinct hasn't reported
**N/A** indicates **AV** (Absentee) results are included in **Elec Day** results




# State Senator - 9th District

## One 4-year term

Official results, updated **November 20, 2:34 PM**

Race List | Race Summary | Race Details | **Race Details (Printer Friendly)**

| | POLL BOOK TOTALS | Jeff Bonnell (REP) AV | Elec Day | TOTAL | Paul Wojno (DEM) AV | Elec Day | TOTAL |
|---|---|---|---|---|---|---|---|
| **CENTER LINE** | | | | | | | |
| 01 | 762 | 52 | 225 | **277** | 105 | 345 | **450** |
| 02 | 585 | 41 | 109 | **150** | 146 | 259 | **405** |
| 03 | 918 | 55 | 198 | **253** | 106 | 519 | **625** |
| 04 | 461 | 30 | 113 | **143** | 46 | 256 | **302** |
| 05 | 490 | 23 | 142 | **165** | 44 | 256 | **300** |
| | **3,216** | **201** | **787** | **988** | **447** | **1,635** | **2,082** |

| | POLL BOOK TOTALS | Jeff Bonnell (REP) AV | Elec Day | TOTAL | Paul Wojno (DEM) AV | Elec Day | TOTAL |
|---|---|---|---|---|---|---|---|
| **CLINTON TOWNSHIP** | | | | | | | |
| 03 | 1,018 | 80 | 277 | **357** | 136 | 465 | **601** |
| 05 | 780 | 8 | 48 | **56** | 121 | 572 | **693** |
| 07 | 482 | 63 | 138 | **201** | 70 | 183 | **253** |
| 09 | 564 | 68 | 189 | **257** | 76 | 204 | **280** |
| 11 | 897 | 79 | 210 | **289** | 103 | 461 | **564** |
| 12 | 468 | 45 | 138 | **183** | 66 | 186 | **252** |
| 13 | 1,046 | 94 | 315 | **409** | 107 | 474 | **581** |
| 15 | 744 | 80 | 258 | **338** | 91 | 272 | **363** |
| 16 | 1,021 | 188 | 228 | **416** | 215 | 327 | **542** |
| 17 | 786 | 89 | 237 | **326** | 123 | 274 | **397** |
| 18 | 853 | 134 | 267 | **401** | 149 | 234 | **383** |
| 20 | 229 | 0 | 36 | **36** | 7 | 177 | **184** |
| 22 | 1,073 | 103 | 184 | **287** | 181 | 547 | **728** |
| 24 | 747 | 125 | 226 | **351** | 129 | 233 | **362** |
| 30 | 941 | 111 | 230 | **341** | 157 | 388 | **545** |
| 31 | 1,136 | 109 | 353 | **462** | 153 | 451 | **604** |
| 32 | 678 | 147 | 192 | **339** | 119 | 190 | **309** |
| | **13,463** | **1,523** | **3,526** | **5,049** | **2,003** | **5,638** | **7,641** |

| | POLL BOOK TOTALS | Jeff Bonnell (REP) AV | Elec Day | TOTAL | Paul Wojno (DEM) AV | Elec Day | TOTAL |
|---|---|---|---|---|---|---|---|
| **EASTPOINTE** | | | | | | | |
| 01 | 712 | 28 | 90 | **118** | 101 | 454 | **555** |
| 02 | 1,140 | 82 | 179 | **261** | 188 | 636 | **824** |
| 03 | 1,054 | 88 | 191 | **279** | 125 | 604 | **729** |
| 04 | 987 | 81 | 195 | **276** | 166 | 489 | **655** |
| 05 | 1,020 | 61 | 215 | **276** | 126 | 572 | **698** |

| | | | | | | | |
|---|---|---|---|---|---|---|---|
| 06 | 1,049 | 58 | 151 | **209** | 161 | 635 | **796** |
| 07 | 923 | 37 | 57 | **94** | 146 | 652 | **798** |
| 08 | 1,173 | 47 | 61 | **108** | 256 | 771 | **1,027** |
| 09 | 814 | 41 | 67 | **108** | 157 | 523 | **680** |
| 10 | 782 | 46 | 126 | **172** | 85 | 497 | **582** |
| 11 | 935 | 63 | 169 | **232** | 115 | 557 | **672** |
| 12 | 1,384 | 125 | 234 | **359** | 239 | 735 | **974** |
| 13 | 471 | 48 | 43 | **91** | 110 | 255 | **365** |
| 14 | 979 | 71 | 90 | **161** | 237 | 535 | **772** |
| | **13,423** | **876** | **1,868** | **2,744** | **2,212** | **7,915** | **10,127** |

| | POLL BOOK TOTALS | Jeff **Bonnell** (REP) | | | Paul **Wojno** (DEM) | | |
|---|---|---|---|---|---|---|---|
| | | AV | Elec Day | TOTAL | AV | Elec Day | TOTAL |
| **FRASER** | | | | | | | |
| 01 | 719 | 69 | 251 | **320** | 85 | 263 | **348** |
| 02 | 1,148 | 152 | 411 | **563** | 147 | 359 | **506** |
| 03 | 1,340 | 139 | 374 | **513** | 223 | 502 | **725** |
| 04 | 1,059 | 99 | 312 | **411** | 141 | 422 | **563** |
| 05 | 417 | 42 | 130 | **172** | 64 | 149 | **213** |
| 06 | 1,282 | 155 | 442 | **597** | 171 | 394 | **565** |
| 07 | 724 | 78 | 175 | **253** | 121 | 306 | **427** |
| | **6,689** | **734** | **2,095** | **2,829** | **952** | **2,395** | **3,347** |

| | POLL BOOK TOTALS | Jeff **Bonnell** (REP) | | | Paul **Wojno** (DEM) | | |
|---|---|---|---|---|---|---|---|
| | | AV | Elec Day | TOTAL | AV | Elec Day | TOTAL |
| **ROSEVILLE** | | | | | | | |
| 01 | 1,170 | 106 | 311 | **417** | 127 | 559 | **686** |
| 02 | 1,605 | 124 | 435 | **559** | 235 | 714 | **949** |
| 03 | 1,072 | 71 | 210 | **281** | 165 | 562 | **727** |
| 04 | 673 | 51 | 166 | **217** | 101 | 313 | **414** |
| 05 | 1,141 | 85 | 294 | **379** | 164 | 540 | **704** |
| 06 | 1,511 | 133 | 442 | **575** | 183 | 651 | **834** |
| 07 | 1,546 | 113 | 431 | **544** | 229 | 693 | **922** |
| 08 | 1,404 | 141 | 379 | **520** | 243 | 556 | **799** |
| 09 | 1,456 | 163 | 398 | **561** | 240 | 572 | **812** |
| 10 | 864 | 69 | 282 | **351** | 107 | 346 | **453** |
| 11 | 1,151 | 118 | 348 | **466** | 150 | 458 | **608** |
| 12 | 951 | 128 | 192 | **320** | 176 | 399 | **575** |
| 13 | 575 | 46 | 162 | **208** | 97 | 237 | **334** |
| 14 | 875 | 91 | 222 | **313** | 135 | 374 | **509** |
| 15 | 1,338 | 131 | 243 | **374** | 234 | 662 | **896** |
| | **17,332** | **1,570** | **4,515** | **6,085** | **2,586** | **7,636** | **10,222** |

| | POLL BOOK TOTALS | Jeff **Bonnell** (REP) | | | Paul **Wojno** (DEM) | | |
|---|---|---|---|---|---|---|---|
| | | AV | Elec Day | TOTAL | AV | Elec Day | TOTAL |
| **WARREN** | | | | | | | |
| 01 | 1,332 | 57 | 220 | **277** | 153 | 862 | **1,015** |
| 03 | 1,156 | 43 | 206 | **249** | 129 | 736 | **865** |
| 04 | 888 | 42 | 212 | **254** | 86 | 507 | **593** |
| 05 | 780 | 38 | 157 | **195** | 121 | 433 | **554** |
| 06 | 1,050 | 79 | 237 | **316** | 134 | 561 | **695** |
| 07 | 690 | 29 | 124 | **153** | 55 | 462 | **517** |

| | | | | | | | |
|---|---|---|---|---|---|---|---|
| 08 | 774 | 25 | 116 | 141 | 76 | 529 | 605 |
| 09 | 862 | 30 | 181 | 211 | 71 | 543 | 614 |
| 10 | 688 | 19 | 92 | 111 | 56 | 500 | 556 |
| 11 | 15 | 1 | 4 | 5 | 1 | 9 | 10 |
| 12 | 499 | 14 | 85 | 99 | 60 | 317 | 377 |
| 13 | 306 | 22 | 88 | 110 | 37 | 148 | 185 |
| 14 | 1,240 | 91 | 253 | 344 | 159 | 699 | 858 |
| 15 | 1,359 | 49 | 289 | 338 | 163 | 815 | 978 |
| 17 | 943 | 67 | 234 | 301 | 141 | 443 | 584 |
| 18 | 329 | 14 | 62 | 76 | 30 | 216 | 246 |
| 19 | 899 | 40 | 207 | 247 | 123 | 484 | 607 |
| 20 | 1,228 | 98 | 281 | 379 | 215 | 576 | 791 |
| 22 | 1,243 | 92 | 342 | 434 | 180 | 594 | 774 |
| 23 | 1,004 | 74 | 229 | 303 | 212 | 442 | 654 |
| 24 | 446 | 27 | 129 | 156 | 61 | 215 | 276 |
| 25 | 715 | 60 | 209 | 269 | 79 | 329 | 408 |
| 26 | 539 | 18 | 93 | 111 | 69 | 339 | 408 |
| 27 | 1,899 | 212 | 524 | 736 | 330 | 747 | 1,077 |
| 28 | 1,585 | 143 | 332 | 475 | 328 | 703 | 1,031 |
| 31 | 1,416 | 139 | 313 | 452 | 338 | 567 | 905 |
| 32 | 1,231 | 130 | 347 | 477 | 211 | 488 | 699 |
| 33 | 1,350 | 154 | 379 | 533 | 224 | 523 | 747 |
| 34 | 696 | 58 | 166 | 224 | 72 | 361 | 433 |
| 35 | 1,271 | 107 | 274 | 381 | 246 | 584 | 830 |
| 36 | 1,935 | 209 | 476 | 685 | 361 | 808 | 1,169 |
| 38 | 1,625 | 123 | 353 | 476 | 274 | 815 | 1,089 |
| 41 | 1,451 | 121 | 356 | 477 | 258 | 652 | 910 |
| 43 | 1,119 | 114 | 257 | 371 | 188 | 511 | 699 |
| 44 | 999 | 82 | 146 | 228 | 214 | 518 | 732 |
| 45 | 991 | 127 | 201 | 328 | 167 | 455 | 622 |
| 46 | 874 | 76 | 191 | 267 | 148 | 427 | 575 |
| 47 | 1,408 | 194 | 332 | 526 | 259 | 570 | 829 |
| 48 | 637 | 67 | 134 | 201 | 133 | 284 | 417 |
| 49 | 1,515 | 172 | 405 | 577 | 265 | 595 | 860 |
| 50 | 1,250 | 135 | 321 | 456 | 215 | 515 | 730 |
| 51 | 1,428 | 222 | 312 | 534 | 350 | 494 | 844 |
| 52 | 892 | 114 | 278 | 392 | 166 | 294 | 460 |
| 53 | 842 | 92 | 239 | 331 | 128 | 344 | 472 |
| 54 | 1,044 | 161 | 256 | 417 | 223 | 368 | 591 |
| 55 | 1,143 | 94 | 363 | 457 | 162 | 482 | 644 |
| 56 | 578 | 58 | 165 | 223 | 105 | 228 | 333 |
| 57 | 1,039 | 90 | 314 | 404 | 142 | 451 | 593 |
| 58 | 1,544 | 188 | 423 | 611 | 281 | 575 | 856 |
| | 50,747 | 4,411 | 11,907 | 16,318 | 8,199 | 24,118 | 32,317 |
| TOTALS | 104,870 | 9,315 | 24,698 | 34,013 | 16,399 | 49,337 | 65,736 |

☐ Yellow in the TOTALS column means precinct hasn't reported

N/A indicates AV (Absentee) results are included in Elec Day results

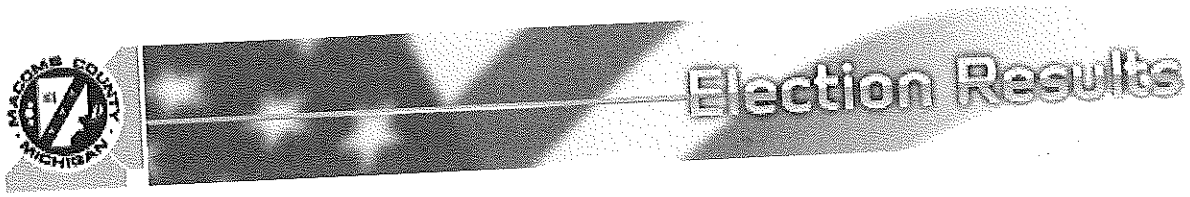


# State Senator - 10th District

## One 4-year term

Official results, updated **November 20, 2:34 PM**



| | POLL BOOK TOTALS | Henry Yanez (DEM) AV | Henry Yanez (DEM) Elec Day | Henry Yanez (DEM) TOTAL | Michael MacDonald (REP) AV | Michael MacDonald (REP) Elec Day | Michael MacDonald (REP) TOTAL | Mike Saliba (LIB) AV | Mike Saliba (LIB) Elec Day | Mike Saliba (LIB) TOTAL |
|---|---|---|---|---|---|---|---|---|---|---|
| **CLINTON TOWNSHIP** | | | | | | | | | | |
| 01 | 912 | 177 | 230 | **407** | 186 | 237 | **423** | 6 | 16 | **22** |
| 02 | 417 | 49 | 135 | **184** | 73 | 133 | **206** | 1 | 15 | **16** |
| 04 | 277 | 47 | 82 | **129** | 52 | 71 | **123** | 1 | 6 | **7** |
| 06 | 1,012 | 185 | 426 | **611** | 127 | 206 | **333** | 0 | 25 | **25** |
| 08 | 822 | 105 | 286 | **391** | 109 | 267 | **376** | 7 | 14 | **21** |
| 10 | 836 | 116 | 193 | **309** | 188 | 285 | **473** | 5 | 14 | **19** |
| 14 | 386 | 39 | 105 | **144** | 49 | 156 | **205** | 1 | 14 | **15** |
| 19 | 903 | 163 | 154 | **317** | 256 | 270 | **526** | 6 | 10 | **16** |
| 21 | 535 | 119 | 186 | **305** | 63 | 117 | **180** | 3 | 16 | **19** |
| 23 | 1,288 | 187 | 376 | **563** | 239 | 379 | **618** | 4 | 25 | **29** |
| 25 | 885 | 137 | 318 | **455** | 116 | 257 | **373** | 3 | 22 | **25** |
| 26 | 1,061 | 140 | 337 | **477** | 224 | 303 | **527** | 7 | 18 | **25** |
| 27 | 915 | 163 | 173 | **336** | 234 | 290 | **524** | 3 | 8 | **11** |
| 28 | 914 | 121 | 498 | **619** | 59 | 158 | **217** | 5 | 30 | **35** |
| 29 | 1,249 | 211 | 305 | **516** | 250 | 403 | **653** | 7 | 13 | **20** |
| 33 | 1,439 | 237 | 512 | **749** | 210 | 362 | **572** | 9 | 42 | **51** |
| 34 | 1,195 | 122 | 651 | **773** | 67 | 265 | **332** | 7 | 32 | **39** |
| 35 | 1,529 | 328 | 324 | **652** | 386 | 367 | **753** | 14 | 33 | **47** |
| 36 | 1,108 | 154 | 421 | **575** | 180 | 273 | **453** | 10 | 15 | **25** |
| 37 | 1,380 | 274 | 370 | **644** | 282 | 341 | **623** | 12 | 15 | **27** |
| 38 | 873 | 135 | 203 | **338** | 159 | 317 | **476** | 1 | 11 | **12** |
| 39 | 823 | 151 | 180 | **331** | 194 | 210 | **404** | 8 | 19 | **27** |
| 40 | 1,252 | 180 | 353 | **533** | 234 | 371 | **605** | 13 | 21 | **34** |
| 41 | 980 | 157 | 283 | **440** | 168 | 299 | **467** | 8 | 17 | **25** |
| 42 | 1,203 | 176 | 491 | **667** | 164 | 266 | **430** | 6 | 23 | **29** |
| 43 | 527 | 83 | 116 | **199** | 106 | 193 | **299** | 4 | 5 | **9** |
| 44 | 1,576 | 273 | 353 | **626** | 381 | 427 | **808** | 9 | 25 | **34** |
| 45 | 1,039 | 151 | 220 | **371** | 198 | 363 | **561** | 3 | 23 | **26** |
| 46 | 1,681 | 352 | 464 | **816** | 430 | 330 | **760** | 14 | 20 | **34** |
| | **29,017** | **4,732** | **8,745** | **13,477** | **5,384** | **7,916** | **13,300** | **177** | **547** | **724** |

| | POLL BOOK TOTALS | Henry Yanez (DEM) AV | Henry Yanez (DEM) Elec Day | Henry Yanez (DEM) TOTAL | Michael MacDonald (REP) AV | Michael MacDonald (REP) Elec Day | Michael MacDonald (REP) TOTAL | Mike Saliba (LIB) AV | Mike Saliba (LIB) Elec Day | Mike Saliba (LIB) TOTAL |
|---|---|---|---|---|---|---|---|---|---|---|
| **MACOMB TOWNSHIP** | | | | | | | | | | |
| 01 | 968 | 138 | 195 | **333** | 168 | 395 | **563** | 7 | 20 | **27** |
| 02 | 1,079 | 153 | 268 | **421** | 183 | 392 | **575** | 4 | 9 | **13** |

| | | | | | | | | | | |
|---|---|---|---|---|---|---|---|---|---|---|
| 03 | 1,137 | 97 | 340 | **437** | 143 | 477 | **620** | 4 | 20 | **24** |
| 04 | 1,071 | 139 | 311 | **450** | 143 | 405 | **548** | 2 | 23 | **25** |
| 05 | 1,397 | 154 | 394 | **548** | 210 | 529 | **739** | 11 | 26 | **37** |
| 06 | 978 | 161 | 222 | **383** | 235 | 286 | **521** | 9 | 12 | **21** |
| 07 | 994 | 118 | 260 | **378** | 192 | 346 | **538** | 4 | 22 | **26** |
| 08 | 1,008 | 161 | 233 | **394** | 214 | 310 | **524** | 10 | 20 | **30** |
| 09 | 772 | 89 | 177 | **266** | 152 | 299 | **451** | 2 | 13 | **15** |
| 10 | 906 | 111 | 353 | **464** | 89 | 276 | **365** | 3 | 26 | **29** |
| 11 | 1,319 | 120 | 402 | **522** | 187 | 516 | **703** | 6 | 14 | **20** |
| 12 | 1,240 | 185 | 312 | **497** | 230 | 439 | **669** | 6 | 8 | **14** |
| 13 | 1,162 | 93 | 334 | **427** | 163 | 467 | **630** | 5 | 29 | **34** |
| 14 | 1,267 | 133 | 314 | **447** | 243 | 481 | **724** | 7 | 15 | **22** |
| 15 | 1,282 | 185 | 225 | **410** | 346 | 418 | **764** | 3 | 26 | **29** |
| 16 | 1,565 | 166 | 395 | **561** | 217 | 681 | **898** | 4 | 22 | **26** |
| 17 | 1,487 | 135 | 432 | **567** | 227 | 576 | **803** | 4 | 32 | **36** |
| 18 | 867 | 132 | 304 | **436** | 130 | 223 | **353** | 3 | 29 | **32** |
| 19 | 621 | 73 | 281 | **354** | 47 | 160 | **207** | 4 | 27 | **31** |
| 20 | 1,146 | 121 | 292 | **413** | 165 | 494 | **659** | 4 | 15 | **19** |
| 21 | 1,466 | 226 | 310 | **536** | 336 | 478 | **814** | 13 | 14 | **27** |
| 22 | 1,234 | 224 | 233 | **457** | 307 | 391 | **698** | 5 | 12 | **17** |
| 23 | 1,086 | 194 | 156 | **350** | 371 | 287 | **658** | 9 | 13 | **22** |
| 24 | 1,063 | 240 | 179 | **419** | 385 | 207 | **592** | 7 | 9 | **16** |
| 25 | 938 | 70 | 273 | **343** | 95 | 413 | **508** | 1 | 14 | **15** |
| 26 | 832 | 74 | 233 | **307** | 124 | 320 | **444** | 3 | 16 | **19** |
| 27 | 1,436 | 163 | 352 | **515** | 203 | 621 | **824** | 0 | 19 | **19** |
| 28 | 905 | 76 | 280 | **356** | 112 | 352 | **464** | 1 | 17 | **18** |
| 29 | 1,044 | 83 | 376 | **459** | 95 | 398 | **493** | 5 | 15 | **20** |
| 30 | 1,135 | 114 | 278 | **392** | 165 | 471 | **636** | 9 | 19 | **28** |
| 31 | 804 | 93 | 202 | **295** | 145 | 307 | **452** | 4 | 12 | **16** |
| 32 | 1,091 | 92 | 286 | **378** | 166 | 447 | **613** | 3 | 18 | **21** |
| 33 | 815 | 121 | 208 | **329** | 145 | 266 | **411** | 4 | 15 | **19** |
| 34 | 1,039 | 100 | 320 | **420** | 89 | 453 | **542** | 2 | 13 | **15** |
| 35 | 1,143 | 92 | 416 | **508** | 109 | 436 | **545** | 5 | 7 | **12** |
| 36 | 938 | 82 | 277 | **359** | 114 | 390 | **504** | 3 | 16 | **19** |
| 37 | 800 | 117 | 146 | **263** | 177 | 310 | **487** | 3 | 12 | **15** |
| | **40,035** | **4,825** | **10,569** | **15,394** | **6,822** | **14,717** | **21,539** | **179** | **649** | **828** |

| | POLL BOOK TOTALS | Henry Yanez (DEM) | | | Michael MacDonald (REP) | | | Mike Saliba (LIB) | | |
|---|---|---|---|---|---|---|---|---|---|---|
| | | AV | Elec Day | TOTAL | AV | Elec Day | TOTAL | AV | Elec Day | TOTAL |
| **STERLING HEIGHTS** | | | | | | | | | | |
| 01 | 833 | 91 | 362 | **453** | 78 | 239 | **317** | 0 | 27 | **27** |
| 02 | 1,330 | 164 | 528 | **692** | 149 | 408 | **557** | 3 | 19 | **22** |
| 03 | 1,454 | 214 | 630 | **844** | 188 | 339 | **527** | 7 | 20 | **27** |
| 04 | 1,714 | 242 | 671 | **913** | 226 | 474 | **700** | 3 | 26 | **29** |
| 05 | 1,577 | 219 | 646 | **865** | 192 | 401 | **593** | 4 | 30 | **34** |
| 06 | 853 | 109 | 266 | **375** | 136 | 287 | **423** | 0 | 14 | **14** |
| 07 | 1,317 | 164 | 431 | **595** | 176 | 439 | **615** | 9 | 35 | **44** |
| 08 | 1,002 | 122 | 370 | **492** | 110 | 336 | **446** | 4 | 22 | **26** |
| 09 | 559 | 68 | 187 | **255** | 72 | 183 | **255** | 4 | 18 | **22** |
| 10 | 1,302 | 203 | 411 | **614** | 192 | 399 | **591** | 7 | 23 | **30** |
| 11 | 779 | 118 | 267 | **385** | 102 | 232 | **334** | 4 | 19 | **23** |
| 12 | | | | | | | | | | |

| | | | | | | | | | | |
|---|---|---|---|---|---|---|---|---|---|---|
| | 1,430 | 235 | 471 | **706** | 216 | 417 | **633** | 4 | 28 | **32** |
| 13 | 850 | 107 | 329 | **436** | 111 | 254 | **365** | 1 | 15 | **16** |
| 14 | 753 | 119 | 298 | **417** | 81 | 195 | **276** | 4 | 18 | **22** |
| 15 | 797 | 76 | 243 | **319** | 132 | 285 | **417** | 5 | 12 | **17** |
| 16 | 812 | 106 | 285 | **391** | 110 | 252 | **362** | 2 | 12 | **14** |
| 17 | 826 | 117 | 253 | **370** | 111 | 274 | **385** | 8 | 21 | **29** |
| 18 | 1,296 | 193 | 467 | **660** | 165 | 378 | **543** | 8 | 33 | **41** |
| 19 | 1,476 | 227 | 568 | **795** | 170 | 408 | **578** | 5 | 32 | **37** |
| 20 | 1,260 | 180 | 433 | **613** | 147 | 392 | **539** | 11 | 33 | **44** |
| 21 | 780 | 83 | 292 | **375** | 86 | 266 | **352** | 3 | 23 | **26** |
| 22 | 926 | 116 | 270 | **386** | 127 | 347 | **474** | 3 | 20 | **23** |
| 23 | 926 | 115 | 288 | **403** | 123 | 339 | **462** | 3 | 16 | **19** |
| 24 | 946 | 88 | 331 | **419** | 95 | 357 | **452** | 9 | 21 | **30** |
| 25 | 1,598 | 228 | 514 | **742** | 221 | 528 | **749** | 9 | 40 | **49** |
| 26 | 1,478 | 191 | 391 | **582** | 230 | 566 | **796** | 5 | 21 | **26** |
| 27 | 1,355 | 173 | 448 | **621** | 172 | 469 | **641** | 3 | 35 | **38** |
| 28 | 1,121 | 177 | 349 | **526** | 178 | 359 | **537** | 3 | 17 | **20** |
| 29 | 1,083 | 131 | 343 | **474** | 156 | 377 | **533** | 10 | 15 | **25** |
| 30 | 682 | 101 | 260 | **361** | 73 | 200 | **273** | 6 | 16 | **22** |
| 31 | 696 | 73 | 287 | **360** | 50 | 252 | **302** | 0 | 17 | **17** |
| 32 | 495 | 32 | 229 | **261** | 22 | 173 | **195** | 1 | 13 | **14** |
| 33 | 951 | 171 | 253 | **424** | 190 | 282 | **472** | 5 | 11 | **16** |
| 34 | 1,276 | 151 | 373 | **524** | 176 | 495 | **671** | 9 | 25 | **34** |
| 35 | 850 | 73 | 303 | **376** | 47 | 345 | **392** | 2 | 39 | **41** |
| 36 | 1,380 | 234 | 360 | **594** | 206 | 476 | **682** | 10 | 26 | **36** |
| 37 | 1,320 | 214 | 444 | **658** | 163 | 403 | **566** | 4 | 23 | **27** |
| 38 | 1,475 | 262 | 523 | **785** | 242 | 346 | **588** | 15 | 21 | **36** |
| 39 | 1,117 | 134 | 398 | **532** | 100 | 408 | **508** | 2 | 35 | **37** |
| 40 | 595 | 58 | 192 | **250** | 45 | 233 | **278** | 1 | 16 | **17** |
| 41 | 851 | 86 | 285 | **371** | 78 | 315 | **393** | 4 | 21 | **25** |
| 42 | 1,056 | 155 | 273 | **428** | 179 | 382 | **561** | 6 | 16 | **22** |
| 43 | 1,790 | 307 | 419 | **726** | 406 | 545 | **951** | 13 | 23 | **36** |
| 44 | 1,074 | 177 | 259 | **436** | 241 | 317 | **558** | 7 | 11 | **18** |
| 45 | 1,351 | 162 | 440 | **602** | 226 | 446 | **672** | 4 | 20 | **24** |
| | **49,392** | **6,766** | **16,640** | **23,406** | **6,696** | **15,818** | **22,514** | **230** | **998** | **1,228** |
| TOTALS | **118,444** | **16,323** | **35,954** | **52,277** | **18,902** | **38,451** | **57,353** | **586** | **2,194** | **2,780** |

☐ Yellow in the TOTALS column means precinct hasn't reported

**N/R** indicates **AV** (Absentee) results are included in **Elec Day** results

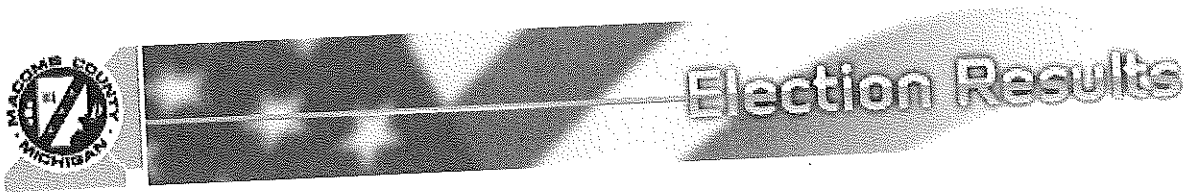


# State Senator - 25th District

## One 4-year term

Official results, updated **November 20, 2:34 PM**



| | POLL BOOK TOTALS | Dan **Lauwers** (REP) AV | Elec Day | TOTAL | Debbie **Bourgois** (DEM) AV | Elec Day | TOTAL |
|---|---|---|---|---|---|---|---|
| **ARMADA TOWNSHIP** | | | | | | | |
| 01 | 1,617 | 328 | 638 | **966** | 156 | 367 | **523** |
| 02 | 1,081 | 168 | 520 | **688** | 112 | 199 | **311** |
| | **2,698** | **496** | **1,158** | **1,654** | **268** | **566** | **834** |

| | POLL BOOK TOTALS | Dan **Lauwers** (REP) AV | Elec Day | TOTAL | Debbie **Bourgois** (DEM) AV | Elec Day | TOTAL |
|---|---|---|---|---|---|---|---|
| **MEMPHIS** | | | | | | | |
| 01 | 308 | N/A | 187 | **187** | N/A | 97 | **97** |
| | **308** | **N/A** | **187** | **187** | **N/A** | **97** | **97** |

| | POLL BOOK TOTALS | Dan **Lauwers** (REP) AV | Elec Day | TOTAL | Debbie **Bourgois** (DEM) AV | Elec Day | TOTAL |
|---|---|---|---|---|---|---|---|
| **NEW BALTIMORE** | | | | | | | |
| 01 | 850 | 90 | 338 | **428** | 100 | 245 | **345** |
| 02 | 682 | 101 | 310 | **411** | 60 | 160 | **220** |
| 03 | 1,567 | 193 | 694 | **887** | 139 | 420 | **559** |
| 04 | 1,265 | 185 | 469 | **654** | 155 | 365 | **520** |
| 05 | 1,217 | 138 | 512 | **650** | 130 | 339 | **469** |
| | **5,581** | **707** | **2,323** | **3,030** | **584** | **1,529** | **2,113** |

| | POLL BOOK TOTALS | Dan **Lauwers** (REP) AV | Elec Day | TOTAL | Debbie **Bourgois** (DEM) AV | Elec Day | TOTAL |
|---|---|---|---|---|---|---|---|
| **RICHMOND CITY** | | | | | | | |
| 01 | 1,407 | 252 | 560 | **812** | 152 | 336 | **488** |
| 02 | 1,204 | 172 | 513 | **685** | 110 | 309 | **419** |
| | **2,611** | **424** | **1,073** | **1,497** | **262** | **645** | **907** |

| | POLL BOOK TOTALS | Dan **Lauwers** (REP) AV | Elec Day | TOTAL | Debbie **Bourgois** (DEM) AV | Elec Day | TOTAL |
|---|---|---|---|---|---|---|---|
| **RICHMOND TOWNSHIP** | | | | | | | |
| 01 | 804 | N/A | 559 | **559** | N/A | 192 | **192** |
| 02 | 947 | N/A | 642 | **642** | N/A | 241 | **241** |
| | **1,751** | **N/A** | **1,201** | **1,201** | **N/A** | **433** | **433** |

| | | | | | | | |
|---|---|---|---|---|---|---|---|
| **TOTALS** | | | | | | | |
| | **12,949** | **1,627** | **5,942** | **7,569** | **1,114** | **3,270** | **4,384** |

☐ Yellow in the TOTALS column means precinct hasn't reported
**N/A** indicates **AV** (Absentee) results are included in **Elec Day** results

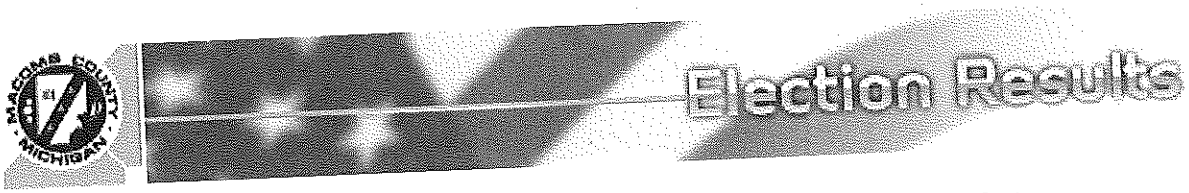


# Representative in State Legislature - 18th District

## One 2-year term

Official results, updated **November 20, 2:34 PM**

Race List | Race Summary | Race Details | **Race Details (Printer Friendly)**

| | POLL BOOK TOTALS | Kevin Hertel (DEM) AV | Kevin Hertel (DEM) Elec Day | Kevin Hertel (DEM) TOTAL | Kyle McKee (REP) AV | Kyle McKee (REP) Elec Day | Kyle McKee (REP) TOTAL |
|---|---|---|---|---|---|---|---|
| **EASTPOINTE** | | | | | | | |
| 01 | 712 | 100 | 452 | **552** | 29 | 87 | **116** |
| 02 | 1,140 | 187 | 635 | **822** | 80 | 177 | **257** |
| 03 | 1,054 | 130 | 605 | **735** | 81 | 189 | **270** |
| 04 | 987 | 164 | 492 | **656** | 85 | 189 | **274** |
| 05 | 1,020 | 123 | 570 | **693** | 62 | 216 | **278** |
| 06 | 1,049 | 162 | 638 | **800** | 52 | 150 | **202** |
| 07 | 923 | 145 | 655 | **800** | 34 | 52 | **86** |
| 08 | 1,173 | 258 | 767 | **1,025** | 46 | 65 | **111** |
| 09 | 814 | 158 | 519 | **677** | 41 | 66 | **107** |
| 10 | 782 | 84 | 492 | **576** | 46 | 130 | **176** |
| 11 | 935 | 119 | 558 | **677** | 61 | 168 | **229** |
| 12 | 1,384 | 239 | 733 | **972** | 122 | 234 | **356** |
| 13 | 471 | 107 | 256 | **363** | 52 | 41 | **93** |
| 14 | 979 | 231 | 538 | **769** | 77 | 93 | **170** |
| | **13,423** | **2,207** | **7,910** | **10,117** | **868** | **1,857** | **2,725** |

| | POLL BOOK TOTALS | Kevin Hertel (DEM) AV | Kevin Hertel (DEM) Elec Day | Kevin Hertel (DEM) TOTAL | Kyle McKee (REP) AV | Kyle McKee (REP) Elec Day | Kyle McKee (REP) TOTAL |
|---|---|---|---|---|---|---|---|
| **GROSSE POINTE SHORES** | | | | | | | |
| 03 | 56 | N/A | 17 | **17** | N/A | 33 | **33** |
| | **56** | N/A | **17** | **17** | N/A | **33** | **33** |

| | POLL BOOK TOTALS | Kevin Hertel (DEM) AV | Kevin Hertel (DEM) Elec Day | Kevin Hertel (DEM) TOTAL | Kyle McKee (REP) AV | Kyle McKee (REP) Elec Day | Kyle McKee (REP) TOTAL |
|---|---|---|---|---|---|---|---|
| **ST. CLAIR SHORES** | | | | | | | |
| 01 | 1,882 | 403 | 546 | **949** | 344 | 486 | **830** |
| 02 | 1,666 | 380 | 499 | **879** | 266 | 397 | **663** |
| 03 | 1,600 | 251 | 660 | **911** | 162 | 449 | **611** |
| 04 | 1,569 | 285 | 577 | **862** | 216 | 405 | **621** |
| 05 | 1,452 | 211 | 613 | **824** | 117 | 419 | **536** |
| 06 | 1,434 | 256 | 714 | **970** | 144 | 242 | **386** |
| 07 | 912 | 142 | 395 | **537** | 88 | 239 | **327** |
| 08 | 1,303 | 219 | 439 | **658** | 174 | 389 | **563** |
| 09 | 842 | 162 | 273 | **435** | 122 | 246 | **368** |
| 10 | 1,587 | 244 | 607 | **851** | 176 | 468 | **644** |
| 11 | 664 | 108 | 222 | **330** | 87 | 206 | **293** |
| 12 | 1,585 | 317 | 479 | **796** | 242 | 437 | **679** |

| | | | | | | | |
|---|---|---|---|---|---|---|---|
| 13 | 1,896 | 357 | 477 | **834** | 371 | 577 | **948** |
| 14 | 637 | 111 | 202 | **313** | 79 | 213 | **292** |
| 15 | 1,565 | 278 | 546 | **824** | 174 | 466 | **640** |
| 16 | 1,466 | 245 | 473 | **718** | 190 | 437 | **627** |
| 17 | 1,641 | 289 | 516 | **805** | 273 | 470 | **743** |
| 18 | 1,291 | 251 | 386 | **637** | 174 | 388 | **562** |
| 19 | 1,063 | 191 | 310 | **501** | 152 | 331 | **483** |
| 20 | 760 | 145 | 246 | **391** | 112 | 207 | **319** |
| 21 | 1,195 | 188 | 424 | **612** | 159 | 329 | **488** |
| 22 | 959 | 143 | 278 | **421** | 134 | 329 | **463** |
| 23 | 1,279 | 210 | 418 | **628** | 165 | 385 | **550** |
| | **30,248** | **5,386** | **10,300** | **15,686** | **4,121** | **8,515** | **12,636** |
| TOTALS | | | | | | | |
| | **43,727** | **7,593** | **18,227** | **25,820** | **4,989** | **10,405** | **15,394** |

□ Yellow in the TOTALS column means precinct hasn't reported
**N/A** indicates AV (Absentee) results are included in Elec Day results

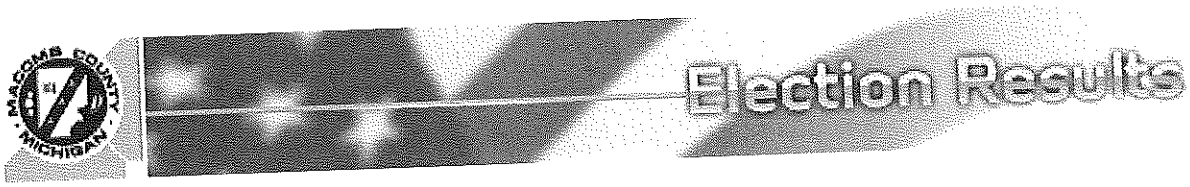


# Representative in State Legislature - 22nd District

## One 2-year term

Official results, updated **November 20, 2:34 PM**



| | POLL BOOK TOTALS | Arthur **Blundell** (REP) | | | John **Chirkun** (DEM) | | | Matt **Kuehnel** (LIB) | | |
|---|---|---|---|---|---|---|---|---|---|---|
| | | AV | Elec Day | TOTAL | AV | Elec Day | TOTAL | AV | Elec Day | TOTAL |
| **ROSEVILLE** | | | | | | | | | | |
| 01 | 1,170 | 86 | 284 | **370** | 147 | 542 | **689** | 3 | 52 | **55** |
| 02 | 1,605 | 112 | 389 | **501** | 248 | 721 | **969** | 6 | 40 | **46** |
| 03 | 1,072 | 70 | 187 | **257** | 160 | 563 | **723** | 7 | 30 | **37** |
| 04 | 673 | 51 | 151 | **202** | 104 | 310 | **414** | 0 | 25 | **25** |
| 05 | 1,141 | 70 | 269 | **339** | 176 | 531 | **707** | 7 | 35 | **42** |
| 06 | 1,511 | 106 | 406 | **512** | 208 | 656 | **864** | 6 | 46 | **52** |
| 07 | 1,546 | 102 | 381 | **483** | 236 | 684 | **920** | 6 | 54 | **60** |
| 08 | 1,404 | 121 | 335 | **456** | 263 | 572 | **835** | 7 | 35 | **42** |
| 09 | 1,456 | 141 | 363 | **504** | 264 | 579 | **843** | 4 | 29 | **33** |
| 10 | 864 | 49 | 251 | **300** | 123 | 343 | **466** | 5 | 34 | **39** |
| 11 | 1,151 | 99 | 302 | **401** | 167 | 468 | **635** | 5 | 32 | **37** |
| 12 | 951 | 121 | 163 | **284** | 185 | 399 | **584** | 2 | 28 | **30** |
| 13 | 575 | 35 | 143 | **178** | 107 | 237 | **344** | 4 | 17 | **21** |
| 14 | 875 | 74 | 196 | **270** | 151 | 388 | **539** | 4 | 16 | **20** |
| 15 | 1,338 | 107 | 213 | **320** | 252 | 671 | **923** | 8 | 20 | **28** |
| | **17,332** | **1,344** | **4,033** | **5,377** | **2,791** | **7,664** | **10,455** | **74** | **493** | **567** |

| | POLL BOOK TOTALS | Arthur **Blundell** (REP) | | | John **Chirkun** (DEM) | | | Matt **Kuehnel** (LIB) | | |
|---|---|---|---|---|---|---|---|---|---|---|
| | | AV | Elec Day | TOTAL | AV | Elec Day | TOTAL | AV | Elec Day | TOTAL |
| **WARREN** | | | | | | | | | | |
| 10 | 688 | 17 | 93 | **110** | 56 | 469 | **525** | 2 | 28 | **30** |
| 13 | 306 | 25 | 100 | **125** | 30 | 127 | **157** | 0 | 11 | **11** |
| 14 | 1,240 | 100 | 263 | **363** | 137 | 649 | **786** | 4 | 30 | **34** |
| 15 | 1,359 | 54 | 279 | **333** | 142 | 779 | **921** | 8 | 44 | **52** |
| 17 | 943 | 71 | 235 | **306** | 129 | 405 | **534** | 4 | 34 | **38** |
| 23 | 1,004 | 87 | 243 | **330** | 172 | 397 | **569** | 12 | 18 | **30** |
| 24 | 446 | 33 | 130 | **163** | 50 | 189 | **239** | 0 | 12 | **12** |
| 25 | 715 | 61 | 210 | **271** | 73 | 296 | **369** | 2 | 17 | **19** |
| 26 | 539 | 22 | 95 | **117** | 61 | 329 | **390** | 0 | 8 | **8** |
| 27 | 1,899 | 239 | 534 | **773** | 278 | 685 | **963** | 8 | 31 | **39** |
| 31 | 1,416 | 150 | 306 | **456** | 308 | 542 | **850** | 7 | 23 | **30** |
| 33 | 1,350 | 170 | 389 | **559** | 191 | 467 | **658** | 10 | 29 | **39** |
| 50 | 1,250 | 144 | 316 | **460** | 193 | 471 | **664** | 4 | 41 | **45** |
| 58 | 1,544 | 205 | 426 | **631** | 249 | 512 | **761** | 8 | 37 | **45** |
| | **14,699** | **1,378** | **3,619** | **4,997** | **2,069** | **6,317** | **8,386** | **69** | **363** | **432** |

| TOTALS | | | | | | | | | | |
|---|---|---|---|---|---|---|---|---|---|---|

| | | | | | | | | | |
|---|---|---|---|---|---|---|---|---|---|
| 32,031 | 2,722 | 7,652 | 10,374 | 4,860 | 13,981 | 18,841 | 143 | 856 | 999 |

□ Yellow in the TOTALS column means precinct hasn't reported
N/A indicates AV (Absentee) results are included in Elec Day results

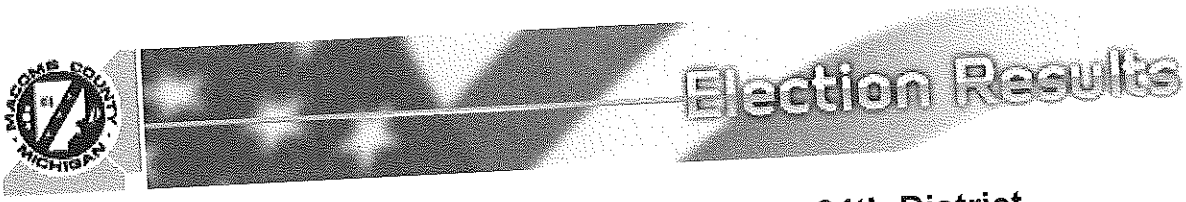


# Representative in State Legislature - 24th District

## One 2-year term

Official results, updated **November 20, 2:34 PM**

Race List | Race Summary | Race Details | **Race Details (Printer Friendly)**

| | POLL BOOK TOTALS | Laura Winn (DEM) AV | Laura Winn (DEM) Elec Day | Laura Winn (DEM) TOTAL | Steve Marino (REP) AV | Steve Marino (REP) Elec Day | Steve Marino (REP) TOTAL |
|---|---|---|---|---|---|---|---|
| **CLINTON TOWNSHIP** | | | | | | | |
| 01 | 912 | 171 | 238 | **409** | 201 | 242 | **443** |
| 04 | 277 | 47 | 91 | **138** | 56 | 67 | **123** |
| 10 | 836 | 112 | 188 | **300** | 195 | 294 | **489** |
| 27 | 915 | 157 | 185 | **342** | 238 | 287 | **525** |
| 28 | 914 | 127 | 529 | **656** | 60 | 149 | **209** |
| 29 | 1,249 | 203 | 294 | **497** | 264 | 413 | **677** |
| 34 | 1,195 | 122 | 658 | **780** | 68 | 281 | **349** |
| 36 | 1,108 | 157 | 424 | **581** | 193 | 283 | **476** |
| 37 | 1,380 | 274 | 372 | **646** | 296 | 345 | **641** |
| 38 | 873 | 117 | 201 | **318** | 180 | 319 | **499** |
| 39 | 823 | 152 | 182 | **334** | 200 | 228 | **428** |
| 40 | 1,252 | 168 | 365 | **533** | 260 | 376 | **636** |
| 41 | 980 | 152 | 265 | **417** | 183 | 319 | **502** |
| 42 | 1,203 | 175 | 491 | **666** | 170 | 279 | **449** |
| 44 | 1,576 | 266 | 349 | **615** | 404 | 446 | **850** |
| 45 | 1,039 | 141 | 223 | **364** | 209 | 374 | **583** |
| 46 | 1,681 | 341 | 458 | **799** | 454 | 343 | **797** |
| | **18,213** | **2,882** | **5,513** | **8,395** | **3,631** | **5,045** | **8,676** |

| | POLL BOOK TOTALS | Laura Winn (DEM) AV | Laura Winn (DEM) Elec Day | Laura Winn (DEM) TOTAL | Steve Marino (REP) AV | Steve Marino (REP) Elec Day | Steve Marino (REP) TOTAL |
|---|---|---|---|---|---|---|---|
| **HARRISON TOWNSHIP** | | | | | | | |
| 01 | 1,181 | 155 | 395 | **550** | 230 | 333 | **563** |
| 02 | 1,342 | 236 | 411 | **647** | 242 | 377 | **619** |
| 03 | 1,191 | 166 | 232 | **398** | 269 | 469 | **738** |
| 04 | 1,376 | 184 | 352 | **536** | 317 | 455 | **772** |
| 05 | 1,310 | 157 | 159 | **316** | 428 | 519 | **947** |
| 06 | 1,343 | 159 | 418 | **577** | 300 | 415 | **715** |
| 07 | 1,292 | 204 | 257 | **461** | 337 | 435 | **772** |
| 08 | 935 | 154 | 371 | **525** | 135 | 239 | **374** |
| 09 | 1,199 | 137 | 236 | **373** | 369 | 406 | **775** |
| 10 | 1,067 | 129 | 246 | **375** | 229 | 403 | **632** |
| | **12,236** | **1,681** | **3,077** | **4,758** | **2,856** | **4,051** | **6,907** |

| | POLL BOOK TOTALS | Laura Winn (DEM) AV | Laura Winn (DEM) Elec Day | Laura Winn (DEM) TOTAL | Steve Marino (REP) AV | Steve Marino (REP) Elec Day | Steve Marino (REP) TOTAL |
|---|---|---|---|---|---|---|---|
| **MACOMB TOWNSHIP** | | | | | | | |

| | | | | | | | |
|---|---|---|---|---|---|---|---|
| 03 | 1,137 | 95 | 323 | **418** | 149 | 514 | **663** |
| 04 | 1,071 | 126 | 297 | **423** | 153 | 429 | **582** |
| 06 | 978 | 161 | 213 | **374** | 243 | 304 | **547** |
| 07 | 994 | 118 | 251 | **369** | 196 | 365 | **561** |
| 12 | 1,240 | 172 | 298 | **470** | 241 | 454 | **695** |
| 14 | 1,267 | 131 | 330 | **461** | 247 | 485 | **732** |
| 19 | 621 | 72 | 292 | **364** | 52 | 172 | **224** |
| 20 | 1,146 | 114 | 291 | **405** | 185 | 503 | **688** |
| 30 | 1,135 | 113 | 257 | **370** | 175 | 504 | **679** |
| 33 | 815 | 110 | 208 | **318** | 163 | 274 | **437** |
| | **10,404** | **1,212** | **2,760** | **3,972** | **1,804** | **4,004** | **5,808** |
| TOTALS | **40,853** | **5,775** | **11,350** | **17,125** | **8,291** | **13,100** | **21,391** |

□ Yellow in the TOTALS column means precinct hasn't reported
**N/A** indicates **AV** (Absentee) results are included in **Elec Day** results

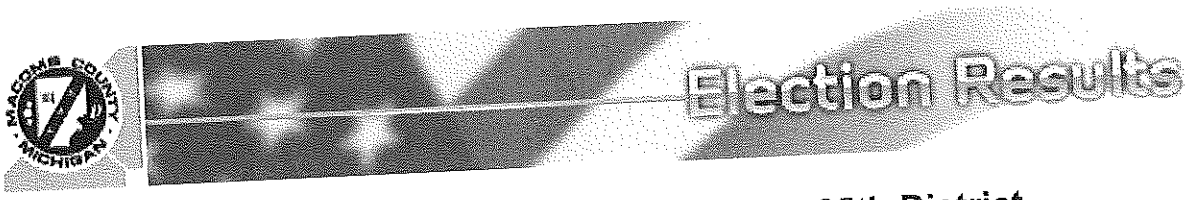


# Representative in State Legislature - 25th District

## One 2-year term

Official results, updated **November 20, 2:34 PM**

Race List | Race Summary | Race Details | **Race Details (Printer Friendly)**

| | POLL BOOK TOTALS | Jazmine M. Early (REP) | | | Nate Shannon (DEM) | | |
|---|---|---|---|---|---|---|---|
| | | AV | Elec Day | TOTAL | AV | Elec Day | TOTAL |
| **STERLING HEIGHTS** | | | | | | | |
| 03 | 1,454 | 179 | 348 | **527** | 216 | 626 | **842** |
| 04 | 1,714 | 215 | 486 | **701** | 244 | 672 | **916** |
| 05 | 1,577 | 186 | 418 | **604** | 213 | 647 | **860** |
| 06 | 853 | 131 | 272 | **403** | 112 | 290 | **402** |
| 09 | 559 | 72 | 175 | **247** | 68 | 203 | **271** |
| 10 | 1,302 | 185 | 385 | **570** | 209 | 428 | **637** |
| 11 | 779 | 107 | 234 | **341** | 112 | 277 | **389** |
| 12 | 1,430 | 228 | 414 | **642** | 222 | 481 | **703** |
| 18 | 1,296 | 171 | 382 | **553** | 193 | 481 | **674** |
| 19 | 1,476 | 172 | 429 | **601** | 220 | 565 | **785** |
| 20 | 1,260 | 148 | 389 | **537** | 175 | 443 | **618** |
| 21 | 780 | 79 | 256 | **335** | 92 | 314 | **406** |
| 25 | 1,598 | 217 | 531 | **748** | 240 | 531 | **771** |
| 26 | 1,478 | 225 | 551 | **776** | 195 | 407 | **602** |
| 27 | 1,355 | 165 | 466 | **631** | 179 | 473 | **652** |
| 28 | 1,121 | 175 | 353 | **528** | 179 | 361 | **540** |
| 29 | 1,083 | 140 | 375 | **515** | 146 | 345 | **491** |
| 30 | 682 | 73 | 209 | **282** | 104 | 263 | **367** |
| 31 | 696 | 48 | 269 | **317** | 72 | 275 | **347** |
| 36 | 1,380 | 207 | 452 | **659** | 238 | 400 | **638** |
| 37 | 1,320 | 159 | 365 | **524** | 214 | 504 | **718** |
| 38 | 1,475 | 242 | 343 | **585** | 264 | 535 | **799** |
| 39 | 1,117 | 95 | 405 | **500** | 133 | 422 | **555** |
| 40 | 595 | 46 | 222 | **268** | 58 | 205 | **263** |
| 42 | 1,056 | 170 | 363 | **533** | 166 | 297 | **463** |
| | **29,436** | **3,835** | **9,092** | **12,927** | **4,264** | **10,445** | **14,709** |

| | POLL BOOK TOTALS | Jazmine M. Early (REP) | | | Nate Shannon (DEM) | | |
|---|---|---|---|---|---|---|---|
| | | AV | Elec Day | TOTAL | AV | Elec Day | TOTAL |
| **WARREN** | | | | | | | |
| 41 | 1,451 | 139 | 384 | **523** | 211 | 597 | **808** |
| 43 | 1,119 | 130 | 296 | **426** | 150 | 460 | **610** |
| 44 | 999 | 96 | 170 | **266** | 194 | 489 | **683** |
| 49 | 1,515 | 208 | 437 | **645** | 217 | 543 | **760** |
| 51 | 1,428 | 267 | 365 | **632** | 276 | 421 | **697** |
| 52 | 892 | 138 | 300 | **438** | 139 | 262 | **401** |

| | | | | | | | |
|---|---|---|---|---|---|---|---|
| 53 | 842 | 109 | 262 | 371 | 108 | 305 | 413 |
| | 8,246 | 1,087 | 2,214 | 3,301 | 1,295 | 3,077 | 4,372 |
| TOTALS | 37,682 | 4,922 | 11,306 | 16,228 | 5,559 | 13,522 | 19,081 |

☐ Yellow in the TOTALS column means precinct hasn't reported
**N/A** indicates **AV** (Absentee) results are included in **Elec Day** results

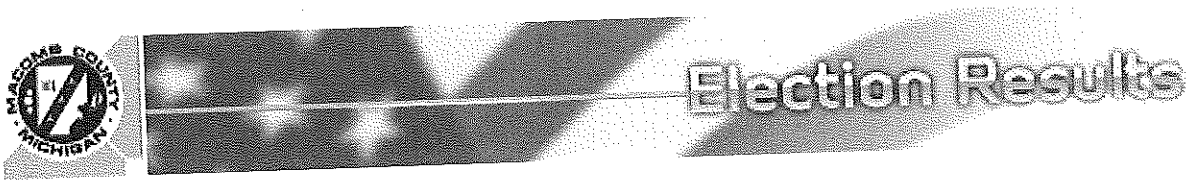


# Representative in State Legislature - 28th District

## One 2-year term

Official results, updated **November 20, 2:34 PM**

Race List | Race Summary | Race Details | **Race Details (Printer Friendly)**

| | POLL BOOK TOTALS | Aaron **Delikta** (REP) | | | Lori M. **Stone** (DEM) | | | Ryan **Manier** (LIB) | | |
|---|---|---|---|---|---|---|---|---|---|---|
| | | AV | Elec Day | TOTAL | AV | Elec Day | TOTAL | AV | Elec Day | TOTAL |
| **CENTER LINE** | | | | | | | | | | |
| 01 | 762 | 64 | 269 | **333** | 82 | 285 | **367** | 4 | 19 | **23** |
| 02 | 585 | 44 | 138 | **182** | 135 | 218 | **353** | 2 | 14 | **16** |
| 03 | 918 | 65 | 240 | **305** | 93 | 452 | **545** | 3 | 23 | **26** |
| 04 | 461 | 33 | 127 | **160** | 37 | 222 | **259** | 5 | 12 | **17** |
| 05 | 490 | 24 | 156 | **180** | 39 | 232 | **271** | 1 | 12 | **13** |
| | **3,216** | **230** | **930** | **1,160** | **386** | **1,409** | **1,795** | **15** | **80** | **95** |

| | POLL BOOK TOTALS | Aaron **Delikta** (REP) | | | Lori M. **Stone** (DEM) | | | Ryan **Manier** (LIB) | | |
|---|---|---|---|---|---|---|---|---|---|---|
| | | AV | Elec Day | TOTAL | AV | Elec Day | TOTAL | AV | Elec Day | TOTAL |
| **WARREN** | | | | | | | | | | |
| 01 | 1,332 | 63 | 206 | **269** | 139 | 852 | **991** | 5 | 32 | **37** |
| 03 | 1,156 | 43 | 184 | **227** | 122 | 737 | **859** | 2 | 18 | **20** |
| 04 | 888 | 44 | 209 | **253** | 77 | 495 | **572** | 2 | 20 | **22** |
| 05 | 780 | 35 | 153 | **188** | 119 | 433 | **552** | 2 | 11 | **13** |
| 06 | 1,050 | 74 | 236 | **310** | 128 | 532 | **660** | 4 | 21 | **25** |
| 07 | 690 | 29 | 124 | **153** | 51 | 430 | **481** | 2 | 23 | **25** |
| 08 | 774 | 28 | 120 | **148** | 68 | 497 | **565** | 4 | 30 | **34** |
| 09 | 862 | 35 | 182 | **217** | 65 | 507 | **572** | 2 | 29 | **31** |
| 11 | 15 | 0 | 4 | **4** | 1 | 8 | **9** | 1 | 1 | **2** |
| 12 | 499 | 15 | 105 | **120** | 55 | 287 | **342** | 3 | 10 | **13** |
| 18 | 329 | 15 | 69 | **84** | 28 | 196 | **224** | 0 | 10 | **10** |
| 19 | 899 | 49 | 243 | **292** | 106 | 427 | **533** | 3 | 16 | **19** |
| 20 | 1,228 | 106 | 301 | **407** | 188 | 519 | **707** | 10 | 38 | **48** |
| 22 | 1,243 | 104 | 366 | **470** | 160 | 536 | **696** | 4 | 15 | **19** |
| 28 | 1,585 | 168 | 343 | **511** | 282 | 658 | **940** | 9 | 25 | **34** |
| 32 | 1,231 | 158 | 368 | **526** | 172 | 422 | **594** | 4 | 25 | **29** |
| 34 | 696 | 62 | 160 | **222** | 63 | 345 | **408** | 2 | 17 | **19** |
| 35 | 1,271 | 131 | 290 | **421** | 202 | 534 | **736** | 4 | 26 | **30** |
| 36 | 1,935 | 242 | 503 | **745** | 310 | 733 | **1,043** | 6 | 34 | **40** |
| 38 | 1,625 | 132 | 363 | **495** | 250 | 766 | **1,016** | 6 | 33 | **39** |
| 45 | 991 | 132 | 191 | **323** | 145 | 438 | **583** | 9 | 18 | **27** |
| 46 | 874 | 82 | 184 | **266** | 135 | 416 | **551** | 3 | 12 | **15** |
| 47 | 1,408 | 211 | 332 | **543** | 218 | 541 | **759** | 7 | 22 | **29** |
| 48 | 637 | 73 | 135 | **208** | 117 | 274 | **391** | 2 | 6 | **8** |
| 54 | 1,044 | 180 | 263 | **443** | 188 | 331 | **519** | 6 | 12 | **18** |
| 55 | 1,143 | 102 | 370 | **472** | 144 | 440 | **584** | 3 | 24 | **27** |

| | | | | | | | | | | |
|---|---|---|---|---|---|---|---|---|---|---|
| 56 | 578 | 62 | 158 | **220** | 97 | 213 | **310** | 3 | 9 | **12** |
| 57 | 1,039 | 101 | 317 | **418** | 125 | 396 | **521** | 2 | 29 | **31** |
| | **27,802** | **2,476** | **6,479** | **8,955** | **3,755** | **12,963** | **16,718** | **110** | **566** | **676** |
| TOTALS | | | | | | | | | | |
| | **31,018** | **2,706** | **7,409** | **10,115** | **4,141** | **14,372** | **18,513** | **125** | **646** | **771** |

□ Yellow in the TOTALS column means precinct hasn't reported
**MJA** indicates **AV** (Absentee) results are included in **Elec Day** results

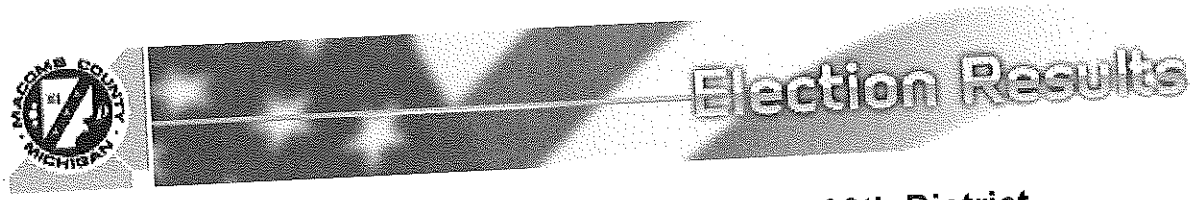


# Representative in State Legislature - 30th District

## One 2-year term

Official results, updated **November 20, 2:34 PM**

Race List | Race Summary | Race Details | **Race Details (Printer Friendly)**

| | POLL BOOK TOTALS | Diana Farrington (REP) AV | Elec Day | TOTAL | John P. Spica (DEM) AV | Elec Day | TOTAL |
|---|---|---|---|---|---|---|---|
| **SHELBY TOWNSHIP** | | | | | | | |
| 02 | 1,457 | 329 | 609 | **938** | 111 | 338 | **449** |
| 04 | 1,187 | 290 | 489 | **779** | 113 | 225 | **338** |
| 05 | 842 | 161 | 255 | **416** | 119 | 258 | **377** |
| 10 | 965 | 169 | 404 | **573** | 133 | 202 | **335** |
| 25 | 1,344 | 353 | 485 | **838** | 155 | 292 | **447** |
| 27 | 1,326 | 240 | 465 | **705** | 166 | 388 | **554** |
| 28 | 1,403 | 431 | 368 | **799** | 275 | 256 | **531** |
| 29 | 859 | 142 | 392 | **534** | 84 | 202 | **286** |
| 30 | 1,063 | 226 | 395 | **621** | 137 | 242 | **379** |
| | **10,446** | **2,341** | **3,862** | **6,203** | **1,293** | **2,403** | **3,696** |

| | POLL BOOK TOTALS | Diana Farrington (REP) AV | Elec Day | TOTAL | John P. Spica (DEM) AV | Elec Day | TOTAL |
|---|---|---|---|---|---|---|---|
| **STERLING HEIGHTS** | | | | | | | |
| 01 | 833 | 78 | 275 | **353** | 88 | 346 | **434** |
| 02 | 1,330 | 174 | 429 | **603** | 140 | 517 | **657** |
| 07 | 1,317 | 195 | 469 | **664** | 153 | 433 | **586** |
| 08 | 1,002 | 137 | 371 | **508** | 101 | 348 | **449** |
| 13 | 850 | 121 | 277 | **398** | 99 | 317 | **416** |
| 14 | 753 | 91 | 214 | **305** | 114 | 290 | **404** |
| 15 | 797 | 132 | 314 | **446** | 79 | 224 | **303** |
| 16 | 812 | 116 | 272 | **388** | 98 | 280 | **378** |
| 17 | 826 | 125 | 296 | **421** | 109 | 250 | **359** |
| 22 | 926 | 147 | 359 | **506** | 99 | 275 | **374** |
| 23 | 926 | 138 | 359 | **497** | 106 | 272 | **378** |
| 24 | 946 | 109 | 389 | **498** | 82 | 311 | **393** |
| 32 | 495 | 21 | 188 | **209** | 34 | 216 | **250** |
| 33 | 951 | 201 | 304 | **505** | 166 | 233 | **399** |
| 34 | 1,276 | 206 | 521 | **727** | 128 | 369 | **497** |
| 35 | 850 | 54 | 368 | **422** | 69 | 315 | **384** |
| 41 | 851 | 86 | 332 | **418** | 76 | 279 | **355** |
| 43 | 1,790 | 447 | 582 | **1,029** | 275 | 399 | **674** |
| 44 | 1,074 | 248 | 339 | **587** | 174 | 250 | **424** |
| 45 | 1,351 | 237 | 464 | **701** | 152 | 442 | **594** |
| | **19,956** | **3,063** | **7,122** | **10,185** | **2,342** | **6,366** | **8,708** |

| | POLL BOOK TOTALS | Diana Farrington (REP) | | | John P. Spica (DEM) | | |
|---|---|---|---|---|---|---|---|
| | | AV | Elec Day | TOTAL | AV | Elec Day | TOTAL |
| UTICA | | | | | | | |
| 01 | 427 | 35 | 172 | **207** | 33 | 155 | **188** |
| 02 | 807 | 123 | 359 | **482** | 66 | 210 | **276** |
| 03 | 903 | 129 | 305 | **434** | 94 | 322 | **416** |
| | **2,137** | **287** | **836** | **1,123** | **193** | **687** | **880** |
| TOTALS | | | | | | | |
| | **32,539** | **5,691** | **11,820** | **17,511** | **3,828** | **9,456** | **13,284** |

☐ Yellow in the TOTALS column means precinct hasn't reported
N/A indicates **AV** (Absentee) results are included in **Elec Day** results

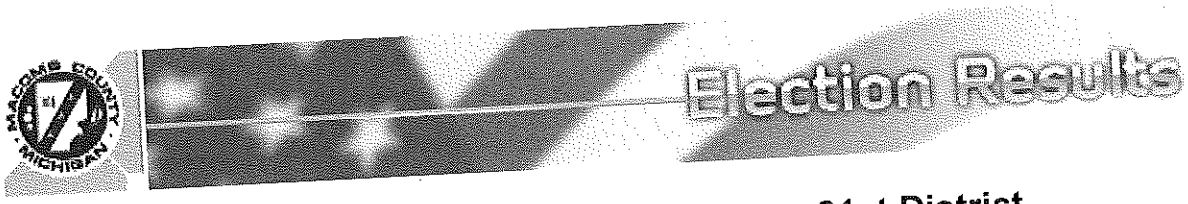


# Representative in State Legislature - 31st District

## One 2-year term

Official results, updated **November 20, 2:34 PM**

Race List | Race Summary | Race Details | **Race Details (Printer Friendly)**

| | POLL BOOK TOTALS | Lisa Valerio-Nowc (REP) | | | William J. Sowerby (DEM) | | |
|---|---|---|---|---|---|---|---|
| | | AV | Elec Day | TOTAL | AV | Elec Day | TOTAL |
| **CLINTON TOWNSHIP** | | | | | | | |
| 02 | 417 | 57 | 122 | **179** | 67 | 156 | **223** |
| 03 | 1,018 | 72 | 267 | **339** | 142 | 481 | **623** |
| 05 | 780 | 4 | 43 | **47** | 128 | 581 | **709** |
| 06 | 1,012 | 105 | 199 | **304** | 212 | 450 | **662** |
| 07 | 482 | 51 | 131 | **182** | 82 | 188 | **270** |
| 08 | 822 | 82 | 236 | **318** | 134 | 326 | **460** |
| 09 | 564 | 60 | 190 | **250** | 85 | 201 | **286** |
| 11 | 897 | 65 | 208 | **273** | 121 | 467 | **588** |
| 12 | 468 | 37 | 139 | **176** | 74 | 187 | **261** |
| 13 | 1,046 | 82 | 311 | **393** | 118 | 477 | **595** |
| 14 | 386 | 45 | 148 | **193** | 45 | 120 | **165** |
| 15 | 744 | 66 | 250 | **316** | 108 | 280 | **388** |
| 16 | 1,021 | 174 | 220 | **394** | 229 | 340 | **569** |
| 17 | 786 | 78 | 237 | **315** | 142 | 284 | **426** |
| 18 | 853 | 112 | 256 | **368** | 175 | 256 | **431** |
| 19 | 903 | 214 | 246 | **460** | 214 | 173 | **387** |
| 20 | 229 | 0 | 37 | **37** | 7 | 178 | **185** |
| 21 | 535 | 49 | 105 | **154** | 140 | 212 | **352** |
| 22 | 1,073 | 91 | 188 | **279** | 193 | 543 | **736** |
| 23 | 1,288 | 196 | 352 | **548** | 237 | 413 | **650** |
| 24 | 747 | 112 | 217 | **329** | 143 | 238 | **381** |
| 25 | 885 | 100 | 237 | **337** | 159 | 340 | **499** |
| 26 | 1,061 | 195 | 284 | **479** | 176 | 366 | **542** |
| 30 | 941 | 99 | 228 | **327** | 171 | 394 | **565** |
| 31 | 1,136 | 96 | 330 | **426** | 170 | 477 | **647** |
| 32 | 678 | 135 | 187 | **322** | 130 | 195 | **325** |
| 33 | 1,439 | 180 | 354 | **534** | 280 | 555 | **835** |
| 35 | 1,529 | 329 | 363 | **692** | 404 | 349 | **753** |
| 43 | 527 | 98 | 183 | **281** | 94 | 129 | **223** |
| | **24,267** | **2,984** | **6,268** | **9,252** | **4,380** | **9,356** | **13,736** |

| | POLL BOOK TOTALS | Lisa Valerio-Nowc (REP) | | | William J. Sowerby (DEM) | | |
|---|---|---|---|---|---|---|---|
| | | AV | Elec Day | TOTAL | AV | Elec Day | TOTAL |
| **FRASER** | | | | | | | |
| 01 | 719 | 61 | 251 | **312** | 92 | 253 | **345** |
| 02 | 1,148 | 151 | 404 | **555** | 149 | 354 | **503** |

| | | | | | | | |
|---|---|---|---|---|---|---|---|
| 03 | 1,340 | 135 | 382 | **517** | 222 | 491 | **713** |
| 04 | 1,059 | 98 | 314 | **412** | 140 | 417 | **557** |
| 05 | 417 | 41 | 117 | **158** | 63 | 159 | **222** |
| 06 | 1,282 | 149 | 438 | **587** | 171 | 392 | **563** |
| 07 | 724 | 78 | 177 | **255** | 120 | 305 | **425** |
| | **6,689** | **713** | **2,083** | **2,796** | **957** | **2,371** | **3,328** |

| | POLL BOOK TOTALS | Lisa **Valerio-Nowc** (REP) | | | William J. **Sowerby** (DEM) | | |
|---|---|---|---|---|---|---|---|
| | | AV | Elec Day | TOTAL | AV | Elec Day | TOTAL |
| **MOUNT CLEMENS** | | | | | | | |
| 01 | 639 | 13 | 84 | **97** | 123 | 398 | **521** |
| 02 | 911 | 60 | 247 | **307** | 124 | 424 | **548** |
| 03 | 1,356 | 96 | 387 | **483** | 152 | 652 | **804** |
| 04 | 611 | 46 | 157 | **203** | 86 | 277 | **363** |
| 05 | 612 | 30 | 65 | **95** | 160 | 330 | **490** |
| 06 | 721 | 49 | 178 | **227** | 87 | 372 | **459** |
| 09 | 1,081 | 117 | 348 | **465** | 175 | 367 | **542** |
| | **5,931** | **411** | **1,466** | **1,877** | **907** | **2,820** | **3,727** |
| **TOTALS** | | | | | | | |
| | **36,887** | **4,108** | **9,817** | **13,925** | **6,244** | **14,547** | **20,791** |

☐ Yellow in the TOTALS column means precinct hasn't reported
N/R indicates **AV** (Absentee) results are included in **Elec Day** results




# Representative in State Legislature - 31st District

## One 2-year term

Official results, updated **November 20, 2:34 PM**

Race List | Race Summary | Race Details | **Race Details (Printer Friendly)**

| | POLL BOOK TOTALS | Lisa Valerio-Nowc (REP) | | | William J. Sowerby (DEM) | | |
|---|---|---|---|---|---|---|---|
| | | AV | Elec Day | TOTAL | AV | Elec Day | TOTAL |
| **CLINTON TOWNSHIP** | | | | | | | |
| 02 | 417 | 57 | 122 | **179** | 67 | 156 | **223** |
| 03 | 1,018 | 72 | 267 | **339** | 142 | 481 | **623** |
| 05 | 780 | 4 | 43 | **47** | 128 | 581 | **709** |
| 06 | 1,012 | 105 | 199 | **304** | 212 | 450 | **662** |
| 07 | 482 | 51 | 131 | **182** | 82 | 188 | **270** |
| 08 | 822 | 82 | 236 | **318** | 134 | 326 | **460** |
| 09 | 564 | 60 | 190 | **250** | 85 | 201 | **286** |
| 11 | 897 | 65 | 208 | **273** | 121 | 467 | **588** |
| 12 | 468 | 37 | 139 | **176** | 74 | 187 | **261** |
| 13 | 1,046 | 82 | 311 | **393** | 118 | 477 | **595** |
| 14 | 386 | 45 | 148 | **193** | 45 | 120 | **165** |
| 15 | 744 | 66 | 250 | **316** | 108 | 280 | **388** |
| 16 | 1,021 | 174 | 220 | **394** | 229 | 340 | **569** |
| 17 | 786 | 78 | 237 | **315** | 142 | 284 | **426** |
| 18 | 853 | 112 | 256 | **368** | 175 | 256 | **431** |
| 19 | 903 | 214 | 246 | **460** | 214 | 173 | **387** |
| 20 | 229 | 0 | 37 | **37** | 7 | 178 | **185** |
| 21 | 535 | 49 | 105 | **154** | 140 | 212 | **352** |
| 22 | 1,073 | 91 | 188 | **279** | 193 | 543 | **736** |
| 23 | 1,288 | 196 | 352 | **548** | 237 | 413 | **650** |
| 24 | 747 | 112 | 217 | **329** | 143 | 238 | **381** |
| 25 | 885 | 100 | 237 | **337** | 159 | 340 | **499** |
| 26 | 1,061 | 195 | 284 | **479** | 176 | 366 | **542** |
| 30 | 941 | 99 | 228 | **327** | 171 | 394 | **565** |
| 31 | 1,136 | 96 | 330 | **426** | 170 | 477 | **647** |
| 32 | 678 | 135 | 187 | **322** | 130 | 195 | **325** |
| 33 | 1,439 | 180 | 354 | **534** | 280 | 555 | **835** |
| 35 | 1,529 | 329 | 363 | **692** | 404 | 349 | **753** |
| 43 | 527 | 98 | 183 | **281** | 94 | 129 | **223** |
| | **24,267** | **2,984** | **6,268** | **9,252** | **4,380** | **9,356** | **13,736** |

| | POLL BOOK TOTALS | Lisa Valerio-Nowc (REP) | | | William J. Sowerby (DEM) | | |
|---|---|---|---|---|---|---|---|
| | | AV | Elec Day | TOTAL | AV | Elec Day | TOTAL |
| **FRASER** | | | | | | | |
| 01 | 719 | 61 | 251 | **312** | 92 | 253 | **345** |
| 02 | 1,148 | 151 | 404 | **555** | 149 | 354 | **503** |

| | | | | | | | |
|---|---|---|---|---|---|---|---|
| 03 | 1,340 | 135 | 382 | **517** | 222 | 491 | **713** |
| 04 | 1,059 | 98 | 314 | **412** | 140 | 417 | **557** |
| 05 | 417 | 41 | 117 | **158** | 63 | 159 | **222** |
| 06 | 1,282 | 149 | 438 | **587** | 171 | 392 | **563** |
| 07 | 724 | 78 | 177 | **255** | 120 | 305 | **425** |
| | **6,689** | **713** | **2,083** | **2,796** | **957** | **2,371** | **3,328** |

| | POLL BOOK TOTALS | Lisa Valerio-Nowc (REP) | | | William J. Sowerby (DEM) | | |
|---|---|---|---|---|---|---|---|
| | | AV | Elec Day | TOTAL | AV | Elec Day | TOTAL |
| **MOUNT CLEMENS** | | | | | | | |
| 01 | 639 | 13 | 84 | **97** | 123 | 398 | **521** |
| 02 | 911 | 60 | 247 | **307** | 124 | 424 | **548** |
| 03 | 1,356 | 96 | 387 | **483** | 152 | 652 | **804** |
| 04 | 611 | 46 | 157 | **203** | 86 | 277 | **363** |
| 05 | 612 | 30 | 65 | **95** | 160 | 330 | **490** |
| 06 | 721 | 49 | 178 | **227** | 87 | 372 | **459** |
| 09 | 1,081 | 117 | 348 | **465** | 175 | 367 | **542** |
| | **5,931** | **411** | **1,466** | **1,877** | **907** | **2,820** | **3,727** |
| **TOTALS** | | | | | | | |
| | **36,887** | **4,108** | **9,817** | **13,925** | **6,244** | **14,547** | **20,791** |

□ Yellow in the TOTALS column means precinct hasn't reported
**N/A** indicates **AV** (Absentee) results are included in **Elec Day** results

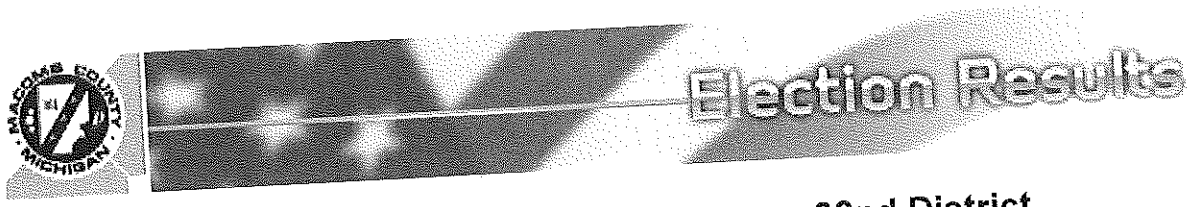


# Representative in State Legislature - 32nd District

## One 2-year term

Official results, updated **November 20, 2:34 PM**

Race List | Race Summary | Race Details | **Race Details (Printer Friendly)**

| | POLL BOOK TOTALS | Pamela **Hornberger** (REP) AV | Elec Day | TOTAL | Paul **Manley** (DEM) AV | Elec Day | TOTAL |
|---|---|---|---|---|---|---|---|
| **CHESTERFIELD TOWNSHIP** | | | | | | | |
| 01 | 1,185 | 208 | 393 | **601** | 176 | 319 | **495** |
| 02 | 1,229 | 199 | 461 | **660** | 140 | 331 | **471** |
| 03 | 1,578 | 174 | 667 | **841** | 173 | 458 | **631** |
| 04 | 1,479 | 250 | 582 | **832** | 159 | 410 | **569** |
| 05 | 1,105 | 195 | 382 | **577** | 174 | 279 | **453** |
| 06 | 1,454 | 157 | 532 | **689** | 116 | 525 | **641** |
| 07 | 1,333 | 218 | 525 | **743** | 138 | 349 | **487** |
| 08 | 1,444 | 224 | 606 | **830** | 161 | 365 | **526** |
| 09 | 1,233 | 201 | 446 | **647** | 152 | 341 | **493** |
| 10 | 1,486 | 457 | 540 | **997** | 195 | 205 | **400** |
| 11 | 1,581 | 278 | 562 | **840** | 210 | 433 | **643** |
| 12 | 1,038 | 81 | 388 | **469** | 96 | 404 | **500** |
| 13 | 1,618 | 288 | 555 | **843** | 212 | 438 | **650** |
| 14 | 1,711 | 251 | 700 | **951** | 163 | 480 | **643** |
| | **19,474** | **3,181** | **7,339** | **10,520** | **2,265** | **5,337** | **7,602** |

| | POLL BOOK TOTALS | Pamela **Hornberger** (REP) AV | Elec Day | TOTAL | Paul **Manley** (DEM) AV | Elec Day | TOTAL |
|---|---|---|---|---|---|---|---|
| **NEW BALTIMORE** | | | | | | | |
| 01 | 850 | 95 | 351 | **446** | 96 | 227 | **323** |
| 02 | 682 | 99 | 315 | **414** | 63 | 153 | **216** |
| 03 | 1,567 | 203 | 720 | **923** | 128 | 386 | **514** |
| 04 | 1,265 | 196 | 480 | **676** | 147 | 350 | **497** |
| 05 | 1,217 | 148 | 529 | **677** | 119 | 326 | **445** |
| | **5,581** | **741** | **2,395** | **3,136** | **553** | **1,442** | **1,995** |
| **TOTALS** | **25,055** | **3,922** | **9,734** | **13,656** | **2,818** | **6,779** | **9,597** |

☐ Yellow in the TOTALS column means precinct hasn't reported
**N/A** indicates **AV** (Absentee) results are included in **Elec Day** results

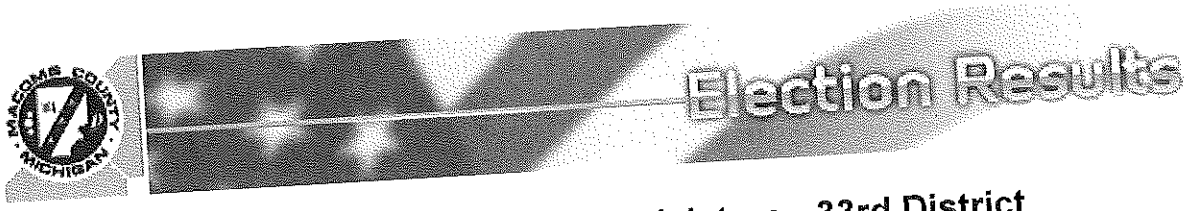


# Representative in State Legislature - 33rd District

## One 2-year term

Official results, updated **November 20, 2:34 PM**



| | POLL BOOK TOTALS | Andrea Geralds (DEM) AV | Elec Day | TOTAL | Jeff Yaroch (REP) AV | Elec Day | TOTAL |
|---|---|---|---|---|---|---|---|
| **ARMADA TOWNSHIP** | | | | | | | |
| 01 | 1,617 | 132 | 296 | **428** | 360 | 719 | **1,079** |
| 02 | 1,081 | 99 | 166 | **265** | 185 | 561 | **746** |
| | **2,698** | **231** | **462** | **693** | **545** | **1,280** | **1,825** |

| | POLL BOOK TOTALS | Andrea Geralds (DEM) AV | Elec Day | TOTAL | Jeff Yaroch (REP) AV | Elec Day | TOTAL |
|---|---|---|---|---|---|---|---|
| **LENOX TOWNSHIP** | | | | | | | |
| 01 | 817 | 60 | 119 | **179** | 204 | 394 | **598** |
| 02 | 1,172 | 114 | 263 | **377** | 196 | 516 | **712** |
| 03 | 1,136 | 134 | 427 | **561** | 92 | 404 | **496** |
| 04 | 536 | 27 | 223 | **250** | 25 | 227 | **252** |
| | **3,661** | **335** | **1,032** | **1,367** | **517** | **1,541** | **2,058** |

| | POLL BOOK TOTALS | Andrea Geralds (DEM) AV | Elec Day | TOTAL | Jeff Yaroch (REP) AV | Elec Day | TOTAL |
|---|---|---|---|---|---|---|---|
| **MACOMB TOWNSHIP** | | | | | | | |
| 01 | 968 | 109 | 161 | **270** | 199 | 444 | **643** |
| 02 | 1,079 | 148 | 223 | **371** | 193 | 426 | **619** |
| 05 | 1,397 | 143 | 358 | **501** | 227 | 574 | **801** |
| 08 | 1,008 | 153 | 222 | **375** | 224 | 329 | **553** |
| 09 | 772 | 78 | 175 | **253** | 166 | 308 | **474** |
| 10 | 906 | 101 | 362 | **463** | 103 | 288 | **391** |
| 11 | 1,319 | 107 | 348 | **455** | 203 | 580 | **783** |
| 13 | 1,162 | 81 | 304 | **385** | 181 | 513 | **694** |
| 15 | 1,282 | 186 | 218 | **404** | 354 | 440 | **794** |
| 16 | 1,565 | 144 | 301 | **445** | 244 | 776 | **1,020** |
| 17 | 1,487 | 113 | 395 | **508** | 249 | 625 | **874** |
| 18 | 867 | 123 | 325 | **448** | 138 | 228 | **366** |
| 21 | 1,466 | 204 | 265 | **469** | 374 | 523 | **897** |
| 22 | 1,234 | 193 | 221 | **414** | 338 | 402 | **740** |
| 23 | 1,086 | 162 | 150 | **312** | 408 | 300 | **708** |
| 24 | 1,063 | 222 | 161 | **383** | 407 | 226 | **633** |
| 25 | 938 | 60 | 251 | **311** | 105 | 443 | **548** |
| 26 | 832 | 61 | 204 | **265** | 136 | 348 | **484** |
| 27 | 1,436 | 133 | 316 | **449** | 232 | 665 | **897** |
| 28 | 905 | 64 | 249 | **313** | 124 | 390 | **514** |
| 29 | 1,044 | 70 | 309 | **379** | 112 | 473 | **585** |

| | | | | | | | |
|---|---|---|---|---|---|---|---|
| 31 | 804 | 80 | 188 | **268** | 164 | 328 | **492** |
| 32 | 1,091 | 78 | 248 | **326** | 184 | 496 | **680** |
| 34 | 1,039 | 85 | 271 | **356** | 112 | 506 | **618** |
| 35 | 1,143 | 76 | 362 | **438** | 126 | 489 | **615** |
| 36 | 938 | 76 | 265 | **341** | 122 | 415 | **537** |
| 37 | 800 | 107 | 125 | **232** | 189 | 332 | **521** |
| | **29,631** | **3,157** | **6,977** | **10,134** | **5,614** | **11,867** | **17,481** |

| | POLL BOOK TOTALS | Andrea Geralds (DEM) | | | Jeff Yaroch (REP) | | |
|---|---|---|---|---|---|---|---|
| | | AV | Elec Day | TOTAL | AV | Elec Day | TOTAL |
| **MEMPHIS** | | | | | | | |
| 01 | 308 | N/A | 65 | **65** | N/A | 220 | **220** |
| | **308** | N/A | **65** | **65** | N/A | **220** | **220** |

| | POLL BOOK TOTALS | Andrea Geralds (DEM) | | | Jeff Yaroch (REP) | | |
|---|---|---|---|---|---|---|---|
| | | AV | Elec Day | TOTAL | AV | Elec Day | TOTAL |
| **RAY TOWNSHIP** | | | | | | | |
| 01 | 830 | 57 | 125 | **182** | 187 | 402 | **589** |
| 02 | 1,115 | 86 | 190 | **276** | 237 | 534 | **771** |
| | **1,945** | **143** | **315** | **458** | **424** | **936** | **1,360** |

| | POLL BOOK TOTALS | Andrea Geralds (DEM) | | | Jeff Yaroch (REP) | | |
|---|---|---|---|---|---|---|---|
| | | AV | Elec Day | TOTAL | AV | Elec Day | TOTAL |
| **RICHMOND CITY** | | | | | | | |
| 01 | 1,407 | 122 | 295 | **417** | 297 | 627 | **924** |
| 02 | 1,204 | 92 | 278 | **370** | 199 | 566 | **765** |
| | **2,611** | **214** | **573** | **787** | **496** | **1,193** | **1,689** |

| | POLL BOOK TOTALS | Andrea Geralds (DEM) | | | Jeff Yaroch (REP) | | |
|---|---|---|---|---|---|---|---|
| | | AV | Elec Day | TOTAL | AV | Elec Day | TOTAL |
| **RICHMOND TOWNSHIP** | | | | | | | |
| 01 | 804 | N/A | 156 | **156** | N/A | 608 | **608** |
| 02 | 947 | N/A | 205 | **205** | N/A | 688 | **688** |
| | **1,751** | N/A | **361** | **361** | N/A | **1,296** | **1,296** |

| | | | | | | | |
|---|---|---|---|---|---|---|---|
| **TOTALS** | | | | | | | |
| | **42,605** | **4,080** | **9,785** | **13,865** | **7,596** | **18,333** | **25,929** |

☐ Yellow in the TOTALS column means precinct hasn't reported
N/A indicates **AV** (Absentee) results are included in **Elec Day** results

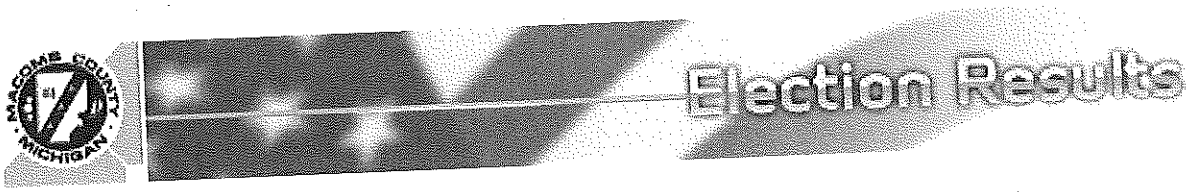


# Representative in State Legislature - 36th District

## One 2-year term

Official results, updated **November 20, 2:34 PM**

Race List | Race Summary | Race Details | **Race Details (Printer Friendly)**

| | POLL BOOK TOTALS | Benjamin **Dryke** (LIB) | | | Douglas C. **Wozniak** (REP) | | | Robert **Murphy** (DEM) | | |
|---|---|---|---|---|---|---|---|---|---|---|
| | | AV | Elec Day | TOTAL | AV | Elec Day | TOTAL | AV | Elec Day | TOTAL |
| **BRUCE TOWNSHIP** | | | | | | | | | | |
| 01 | 891 | 2 | 29 | **31** | 132 | 332 | **464** | 97 | 235 | **332** |
| 02 | 1,627 | 8 | 19 | **27** | 333 | 775 | **1,108** | 140 | 269 | **409** |
| 03 | 986 | 9 | 16 | **25** | 195 | 425 | **620** | 92 | 187 | **279** |
| 04 | 1,140 | 1 | 12 | **13** | 220 | 554 | **774** | 90 | 192 | **282** |
| | **4,644** | **20** | **76** | **96** | **880** | **2,086** | **2,966** | **419** | **883** | **1,302** |

| | POLL BOOK TOTALS | Benjamin **Dryke** (LIB) | | | Douglas C. **Wozniak** (REP) | | | Robert **Murphy** (DEM) | | |
|---|---|---|---|---|---|---|---|---|---|---|
| | | AV | Elec Day | TOTAL | AV | Elec Day | TOTAL | AV | Elec Day | TOTAL |
| **SHELBY TOWNSHIP** | | | | | | | | | | |
| 01 | 1,740 | 7 | 18 | **25** | 429 | 721 | **1,150** | 174 | 293 | **467** |
| 03 | 720 | 0 | 18 | **18** | 74 | 328 | **402** | 60 | 191 | **251** |
| 06 | 968 | 5 | 20 | **25** | 86 | 397 | **483** | 71 | 342 | **413** |
| 07 | 1,197 | 5 | 23 | **28** | 282 | 455 | **737** | 145 | 223 | **368** |
| 08 | 636 | 1 | 9 | **10** | 125 | 279 | **404** | 66 | 130 | **196** |
| 09 | 803 | 2 | 18 | **20** | 65 | 299 | **364** | 52 | 332 | **384** |
| 11 | 1,267 | 5 | 31 | **36** | 208 | 479 | **687** | 129 | 342 | **471** |
| 12 | 879 | 0 | 13 | **13** | 214 | 360 | **574** | 61 | 171 | **232** |
| 13 | 680 | 0 | 9 | **9** | 171 | 274 | **445** | 73 | 121 | **194** |
| 14 | 1,391 | 8 | 24 | **32** | 258 | 618 | **876** | 130 | 292 | **422** |
| 15 | 1,393 | 8 | 25 | **33** | 272 | 550 | **822** | 153 | 302 | **455** |
| 16 | 1,798 | 7 | 12 | **19** | 482 | 721 | **1,203** | 203 | 283 | **486** |
| 17 | 1,487 | 7 | 17 | **24** | 251 | 686 | **937** | 116 | 325 | **441** |
| 18 | 1,084 | 2 | 17 | **19** | 236 | 365 | **601** | 158 | 245 | **403** |
| 19 | 984 | 2 | 15 | **17** | 252 | 370 | **622** | 76 | 227 | **303** |
| 20 | 772 | 1 | 9 | **10** | 155 | 289 | **444** | 95 | 184 | **279** |
| 21 | 739 | 2 | 27 | **29** | 37 | 216 | **253** | 38 | 373 | **411** |
| 22 | 1,810 | 8 | 14 | **22** | 515 | 699 | **1,214** | 222 | 280 | **502** |
| 23 | 1,595 | 5 | 23 | **28** | 435 | 662 | **1,097** | 114 | 270 | **384** |
| 24 | 1,861 | 3 | 22 | **25** | 532 | 744 | **1,276** | 189 | 272 | **461** |
| 26 | 1,172 | 5 | 22 | **27** | 314 | 331 | **645** | 194 | 257 | **451** |
| | **24,976** | **83** | **386** | **469** | **5,393** | **9,843** | **15,236** | **2,519** | **5,455** | **7,974** |

| | POLL BOOK TOTALS | Benjamin **Dryke** (LIB) | | | Douglas C. **Wozniak** (REP) | | | Robert **Murphy** (DEM) | | |
|---|---|---|---|---|---|---|---|---|---|---|
| | | AV | Elec Day | TOTAL | AV | Elec Day | TOTAL | AV | Elec Day | TOTAL |
| **WASHINGTON TOWNSHIP** | | | | | | | | | | |
| 01 | 829 | 6 | 19 | **25** | 127 | 318 | **445** | 68 | 220 | **288** |
| 02 | 1,643 | 13 | 21 | **34** | 412 | 638 | **1,050** | 214 | 257 | **471** |

| | | | | | | | | | | |
|---|---|---|---|---|---|---|---|---|---|---|
| 03 | 1,480 | 3 | 13 | **16** | 340 | 639 | **979** | 141 | 263 | **404** |
| 04 | 1,151 | 5 | 29 | **34** | 161 | 491 | **652** | 102 | 288 | **390** |
| 05 | 1,463 | 6 | 22 | **28** | 347 | 653 | **1,000** | 109 | 214 | **323** |
| 06 | 2,195 | 7 | 17 | **24** | 742 | 795 | **1,537** | 258 | 255 | **513** |
| 07 | 1,557 | 7 | 23 | **30** | 381 | 693 | **1,074** | 155 | 222 | **377** |
| 08 | 1,314 | 3 | 22 | **25** | 302 | 524 | **826** | 140 | 237 | **377** |
| 09 | 759 | 2 | 10 | **12** | 133 | 372 | **505** | 65 | 113 | **178** |
| 10 | 1,081 | 2 | 12 | **14** | 201 | 503 | **704** | 88 | 209 | **297** |
| | **13,472** | **54** | **188** | **242** | **3,146** | **5,626** | **8,772** | **1,340** | **2,278** | **3,618** |
| TOTALS | | | | | | | | | | |
| | **43,092** | **157** | **650** | **807** | **9,419** | **17,555** | **26,974** | **4,278** | **8,616** | **12,894** |

☐ Yellow in the TOTALS column means precinct hasn't reported
**NJA** indicates AV (Absentee) results are included in Elec Day results

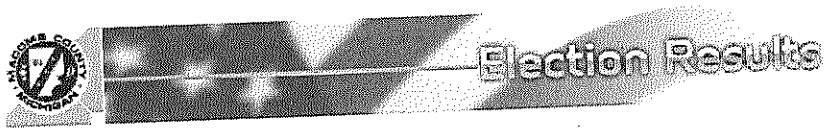


# Member of the State Board of Education

**Two 8-year terms**

Official results, updated November 20, 2:34 PM

Race List | Race Summary | Race Details | Race Details (Printer Friendly)

| | POLL BOOK TOTALS | Douglas Levesque (UST) | | | John J. Tatar (LIB) | | | Judith P. Pritchett (DEM) | | | Karen Adams (UST) | | | Logan R. Smith (WC) | | | Mary Anne Hering (WC) | | | Richard Zeile (REP) | | | Scotty Boman (LIB) | | | Sherry A. Wells (GRN) | | | Tami Carlone (REP) | | | Tiffany Tilley (DEM) | | |
|---|---|---|---|---|---|---|---|---|---|---|---|---|---|---|---|---|---|---|---|---|---|---|---|---|---|---|---|---|---|---|---|---|---|---|---|
| | | AV | Elec Day | TOTAL | AV | Elec Day | TOTAL | AV | Elec Day | TOTAL | AV | Elec Day | TOTAL | AV | Elec Day | TOTAL | AV | Elec Day | TOTAL | AV | Elec Day | TOTAL | AV | Elec Day | TOTAL | AV | Elec Day | TOTAL | AV | Elec Day | TOTAL | AV | Elec Day | TOTAL |
| **ARMADA TOWNSHIP** | | | | | | | | | | | | | | | | | | | | | | | | | | | | | | | | | | | |
| 01 | 1,617 | 2 | 7 | 9 | 5 | 34 | 39 | 131 | 292 | 423 | 12 | 24 | 36 | 8 | 29 | 37 | 6 | 26 | 32 | 252 | 458 | 710 | 16 | 49 | 65 | 2 | 19 | 21 | 250 | 490 | 740 | 128 | 270 | 398 |
| 02 | 1,081 | 2 | 6 | 8 | 3 | 16 | 19 | 104 | 165 | 269 | 1 | 19 | 20 | 3 | 14 | 17 | 6 | 24 | 30 | 128 | 383 | 511 | 8 | 16 | 24 | 4 | 12 | 16 | 130 | 432 | 562 | 96 | 150 | 246 |
| | **2,698** | **4** | **13** | **17** | **8** | **50** | **58** | **235** | **457** | **692** | **13** | **43** | **56** | **11** | **43** | **54** | **12** | **50** | **62** | **380** | **841** | **1,221** | **24** | **65** | **89** | **6** | **31** | **37** | **380** | **922** | **1,302** | **224** | **420** | **644** |

| | POLL BOOK TOTALS | Douglas Levesque (UST) | | | John J. Tatar (LIB) | | | Judith P. Pritchett (DEM) | | | Karen Adams (UST) | | | Logan R. Smith (WC) | | | Mary Anne Hering (WC) | | | Richard Zeile (REP) | | | Scotty Boman (LIB) | | | Sherry A. Wells (GRN) | | | Tami Carlone (REP) | | | Tiffany Tilley (DEM) | | |
|---|---|---|---|---|---|---|---|---|---|---|---|---|---|---|---|---|---|---|---|---|---|---|---|---|---|---|---|---|---|---|---|---|---|---|
| | | AV | Elec Day | TOTAL | AV | Elec Day | TOTAL | AV | Elec Day | TOTAL | AV | Elec Day | TOTAL | AV | Elec Day | TOTAL | AV | Elec Day | TOTAL | AV | Elec Day | TOTAL | AV | Elec Day | TOTAL | AV | Elec Day | TOTAL | AV | Elec Day | TOTAL | AV | Elec Day | TOTAL |
| **BRUCE TOWNSHIP** | | | | | | | | | | | | | | | | | | | | | | | | | | | | | | | | | | | |
| 01 | 891 | 3 | 5 | 8 | 3 | 27 | 30 | 96 | 220 | 316 | 4 | 7 | 11 | 3 | 13 | 16 | 5 | 16 | 21 | 96 | 243 | 339 | 2 | 28 | 30 | 3 | 8 | 11 | 103 | 260 | 363 | 84 | 206 | 290 |
| 02 | 1,627 | 3 | 9 | 12 | 4 | 25 | 29 | 142 | 271 | 413 | 4 | 9 | 13 | 5 | 17 | 22 | 10 | 19 | 29 | 265 | 592 | 857 | 8 | 39 | 47 | 1 | 8 | 9 | 263 | 662 | 925 | 118 | 255 | 373 |
| 03 | 986 | 5 | 8 | 13 | 4 | 9 | 13 | 91 | 195 | 286 | 12 | 16 | 28 | 7 | 19 | 26 | 7 | 17 | 24 | 155 | 331 | 486 | 6 | 23 | 29 | 1 | 9 | 10 | 153 | 346 | 499 | 79 | 180 | 259 |
| 04 | 1,140 | 0 | 9 | 9 | 3 | 13 | 16 | 95 | 187 | 282 | 2 | 15 | 17 | 2 | 15 | 17 | 3 | 19 | 22 | 162 | 432 | 594 | 6 | 24 | 30 | 3 | 7 | 10 | 165 | 465 | 630 | 82 | 163 | 245 |
| | **4,644** | **11** | **31** | **42** | **14** | **74** | **88** | **424** | **873** | **1,297** | **22** | **47** | **69** | **17** | **64** | **81** | **25** | **71** | **96** | **678** | **1,598** | **2,276** | **22** | **114** | **136** | **8** | **32** | **40** | **684** | **1,733** | **2,417** | **363** | **804** | **1,167** |

| | POLL BOOK TOTALS | Douglas Levesque (UST) | | | John J. Tatar (LIB) | | | Judith P. Pritchett (DEM) | | | Karen Adams (UST) | | | Logan R. Smith (WC) | | | Mary Anne Hering (WC) | | | Richard Zeile (REP) | | | Scotty Boman (LIB) | | | Sherry A. Wells (GRN) | | | Tami Carlone (REP) | | | Tiffany Tilley (DEM) | | |
|---|---|---|---|---|---|---|---|---|---|---|---|---|---|---|---|---|---|---|---|---|---|---|---|---|---|---|---|---|---|---|---|---|---|---|
| | | AV | Elec Day | TOTAL | AV | Elec Day | TOTAL | AV | Elec Day | TOTAL | AV | Elec Day | TOTAL | AV | Elec Day | TOTAL | AV | Elec Day | TOTAL | AV | Elec Day | TOTAL | AV | Elec Day | TOTAL | AV | Elec Day | TOTAL | AV | Elec Day | TOTAL | AV | Elec Day | TOTAL |
| **CENTER LINE** | | | | | | | | | | | | | | | | | | | | | | | | | | | | | | | | | | | |
| 01 | 762 | 3 | 4 | 7 | 1 | 11 | 12 | 68 | 254 | 322 | 4 | 13 | 17 | 3 | 16 | 19 | 10 | 27 | 37 | 61 | 184 | 245 | 2 | 18 | 20 | 3 | 9 | 12 | 62 | 214 | 276 | 62 | 225 | 287 |
| 02 | 585 | 3 | 4 | 7 | 2 | 13 | 15 | 115 | 185 | 300 | 7 | 9 | 16 | 5 | 13 | 18 | 7 | 15 | 22 | 31 | 97 | 128 | 4 | 16 | 20 | 2 | 7 | 9 | 33 | 107 | 140 | 106 | 177 | 283 |
| 03 | 918 | 1 | 4 | 5 | 3 | 17 | 20 | 86 | 378 | 464 | 4 | 14 | 18 | 5 | 33 | 38 | 3 | 31 | 34 | 49 | 144 | 193 | 3 | 29 | 32 | 2 | 24 | 26 | 55 | 175 | 230 | 85 | 373 | 458 |
| 04 | 461 | 0 | 4 | 4 | 1 | 9 | 10 | 39 | 183 | 222 | 1 | 6 | 7 | 1 | 13 | 14 | 1 | 16 | 17 | 25 | 95 | 120 | 3 | 11 | 14 | 0 | 5 | 5 | 29 | 110 | 139 | 36 | 170 | 206 |
| 05 | 490 | 1 | 0 | 1 | 0 | 8 | 8 | 32 | 174 | 206 | 3 | 8 | 11 | 1 | 11 | 12 | 2 | 19 | 21 | 19 | 99 | 118 | 2 | 17 | 19 | 2 | 7 | 9 | 22 | 132 | 154 | 33 | 180 | 213 |
| | **3,216** | **8** | **16** | **24** | **7** | **58** | **65** | **340** | **1,174** | **1,514** | **19** | **50** | **69** | **15** | **86** | **101** | **23** | **108** | **131** | **185** | **619** | **804** | **14** | **91** | **105** | **9** | **52** | **61** | **201** | **738** | **939** | **322** | **1,125** | **1,447** |

| | POLL BOOK TOTALS | Douglas Levesque (UST) | | | John J. Tatar (LIB) | | | Judith P. Pritchett (DEM) | | | Karen Adams (UST) | | | Logan R. Smith (WC) | | | Mary Anne Hering (WC) | | | Richard Zeile (REP) | | | Scotty Boman (LIB) | | | Sherry A. Wells (GRN) | | | Tami Carlone (REP) | | | Tiffany Tilley (DEM) | | |
|---|---|---|---|---|---|---|---|---|---|---|---|---|---|---|---|---|---|---|---|---|---|---|---|---|---|---|---|---|---|---|---|---|---|---|
| | | AV | Elec Day | TOTAL | AV | Elec Day | TOTAL | AV | Elec Day | TOTAL | AV | Elec Day | TOTAL | AV | Elec Day | TOTAL | AV | Elec Day | TOTAL | AV | Elec Day | TOTAL | AV | Elec Day | TOTAL | AV | Elec Day | TOTAL | AV | Elec Day | TOTAL | AV | Elec Day | TOTAL |
| **CHESTERFIELD TOWNSHIP** | | | | | | | | | | | | | | | | | | | | | | | | | | | | | | | | | | | |
| 01 | 1,185 | 1 | 8 | 9 | 8 | 24 | 32 | 166 | 263 | 429 | 6 | 16 | 22 | 9 | 16 | 25 | 12 | 15 | 27 | 158 | 266 | 424 | 12 | 32 | 44 | 1 | 7 | 8 | 168 | 318 | 486 | 156 | 257 | 413 |
| 02 | 1,229 | 4 | 8 | 12 | 5 | 21 | 26 | 113 | 270 | 383 | 9 | 23 | 32 | 7 | 23 | 30 | 11 | 23 | 34 | 167 | 312 | 479 | 6 | 24 | 30 | 1 | 14 | 15 | 172 | 355 | 527 | 100 | 252 | 352 |
| 03 | 1,578 | 4 | 10 | 14 | 2 | 33 | 35 | 148 | 393 | 541 | 6 | 23 | 29 | 7 | 34 | 41 | 8 | 31 | 39 | 142 | 457 | 599 | 10 | 49 | 59 | 7 | 9 | 16 | 150 | 538 | 688 | 122 | 374 | 496 |
| 04 | 1,479 | 5 | 15 | 20 | 6 | 24 | 30 | 144 | 342 | 486 | 6 | 21 | 27 | 6 | 22 | 28 | 8 | 31 | 39 | 197 | 396 | 593 | 10 | 31 | 41 | 3 | 9 | 12 | 205 | 447 | 652 | 141 | 327 | 468 |
| 05 | 1,105 | 1 | 6 | 7 | 2 | 13 | 15 | 157 | 231 | 388 | 4 | 10 | 14 | 7 | 26 | 33 | 14 | 31 | 45 | 156 | 265 | 421 | 8 | 27 | 35 | 4 | 13 | 17 | 150 | 306 | 456 | 141 | 198 | 339 |
| 06 | 1,454 | 5 | 13 | 18 | 4 | 28 | 32 | 105 | 450 | 555 | 8 | 30 | 38 | 4 | 30 | 34 | 5 | 44 | 49 | 125 | 365 | 490 | 4 | 37 | 41 | 1 | 14 | 15 | 123 | 409 | 532 | 100 | 427 | 527 |
| 07 | 1,333 | 5 | 5 | 10 | 4 | 19 | 23 | 125 | 296 | 421 | 8 | 20 | 28 | 6 | 24 | 30 | 8 | 23 | 31 | 177 | 380 | 557 | 10 | 30 | 40 | 3 | 3 | 6 | 179 | 434 | 613 | 121 | 280 | 401 |
| 08 | 1,444 | 3 | 10 | 13 | 6 | 16 | 22 | 128 | 311 | 439 | 7 | 18 | 25 | 6 | 14 | 20 | 16 | 33 | 49 | 169 | 424 | 593 | 16 | 35 | 51 | 3 | 12 | 15 | 181 | 472 | 653 | 119 | 285 | 404 |
| 09 | 1,233 | 5 | 4 | 9 | 3 | 13 | 16 | 143 | 282 | 425 | 11 | 14 | 25 | 3 | 21 | 24 | 3 | 33 | 36 | 145 | 309 | 454 | 9 | 25 | 34 | 3 | 12 | 15 | 153 | 361 | 514 | 119 | 274 | 393 |
| 10 | | | | | | | | | | | | | | | | | | | | | | | | | | | | | | | | | | | |

| | | | | | | | | | | | | | | | | | | | | | | | | | | | | | | | | | |
|---|---|---|---|---|---|---|---|---|---|---|---|---|---|---|---|---|---|---|---|---|---|---|---|---|---|---|---|---|---|---|---|---|---|
| | 1,486 | 7 | 6 | 13 | 7 | 28 | 35 | 179 | 186 | 365 | 9 | 17 | 26 | 5 | 14 | 19 | 4 | 16 | 20 | 378 | 389 | 767 | 9 | 40 | 49 | 3 | 6 | 9 | 396 | 436 | 832 | 170 | 166 | 336 |
| 11 | 1,581 | 7 | 6 | 13 | 3 | 25 | 28 | 187 | 350 | 537 | 9 | 23 | 32 | 5 | 32 | 37 | 9 | 29 | 38 | 232 | 388 | 620 | 8 | 40 | 48 | 2 | 8 | 10 | 234 | 450 | 684 | 174 | 325 | 499 |
| 12 | 1,038 | 3 | 8 | 11 | 5 | 15 | 20 | 91 | 336 | 427 | 7 | 16 | 23 | 4 | 20 | 24 | 8 | 40 | 48 | 52 | 252 | 304 | 5 | 33 | 38 | 4 | 18 | 22 | 57 | 312 | 369 | 80 | 323 | 403 |
| 13 | 1,618 | 3 | 6 | 9 | 5 | 22 | 27 | 207 | 394 | 601 | 10 | 19 | 29 | 3 | 21 | 24 | 6 | 34 | 40 | 229 | 372 | 601 | 6 | 34 | 40 | 3 | 11 | 14 | 232 | 458 | 690 | 192 | 369 | 561 |
| 14 | 1,711 | 6 | 9 | 15 | 4 | 23 | 27 | 148 | 425 | 573 | 13 | 21 | 34 | 6 | 27 | 33 | 11 | 20 | 31 | 192 | 496 | 688 | 5 | 35 | 40 | 1 | 13 | 14 | 204 | 583 | 787 | 129 | 399 | 528 |
| | **19,474** | **59** | **114** | **173** | **64** | **304** | **368** | **2,041** | **4,529** | **6,570** | **113** | **271** | **384** | **78** | **324** | **402** | **123** | **403** | **526** | **2,519** | **5,071** | **7,590** | **118** | **472** | **590** | **39** | **149** | **188** | **2,604** | **5,879** | **8,483** | **1,864** | **4,256** | **6,120** |

| | POLL BOOK TOTALS | Douglas **Levesque** (UST) | | | John J. **Tatar** (LIB) | | | Judith P. **Pritchett** (DEM) | | | Karen **Adams** (UST) | | | Logan R. **Smith** (WC) | | | Mary Anne **Hering** (WC) | | | Richard **Zeile** (REP) | | | Scotty **Boman** (LIB) | | | Sherry A. **Wells** (GRN) | | | Tami **Carlone** (REP) | | | Tiffany **Tilley** (DEM) | | |
|---|---|---|---|---|---|---|---|---|---|---|---|---|---|---|---|---|---|---|---|---|---|---|---|---|---|---|---|---|---|---|---|---|---|---|
| | | AV | Elec Day | TOTAL | AV | Elec Day | TOTAL | AV | Elec Day | TOTAL | AV | Elec Day | TOTAL | AV | Elec Day | TOTAL | AV | Elec Day | TOTAL | AV | Elec Day | TOTAL | AV | Elec Day | TOTAL | AV | Elec Day | TOTAL | AV | Elec Day | TOTAL | AV | Elec Day | TOTAL |
| **CLINTON TOWNSHIP** | | | | | | | | | | | | | | | | | | | | | | | | | | | | | | | | | | |
| 01 | 912 | 6 | 4 | **10** | 0 | 14 | **14** | 177 | 205 | **382** | 6 | 13 | **19** | 7 | 15 | **22** | 7 | 19 | **26** | 146 | 171 | **317** | 3 | 20 | **23** | 2 | 1 | **3** | 155 | 193 | **348** | 155 | 194 | **349** |
| 02 | 417 | 0 | 2 | **2** | 0 | 9 | **9** | 49 | 107 | **156** | 4 | 6 | **10** | 3 | 9 | **12** | 7 | 14 | **21** | 54 | 96 | **150** | 0 | 10 | **10** | 0 | 4 | **4** | 58 | 105 | **163** | 42 | 110 | **152** |
| 03 | 1,018 | 0 | 6 | **6** | 3 | 14 | **17** | 116 | 365 | **481** | 6 | 16 | **22** | 5 | 30 | **35** | 4 | 37 | **41** | 67 | 188 | **255** | 7 | 28 | **35** | 3 | 14 | **17** | 70 | 228 | **298** | 105 | 346 | **451** |
| 04 | 277 | 1 | 3 | **4** | 0 | 6 | **6** | 46 | 66 | **112** | 2 | 4 | **6** | 1 | 3 | **4** | 1 | 12 | **13** | 44 | 48 | **92** | 1 | 4 | **5** | 0 | 3 | **3** | 46 | 56 | **102** | 38 | 72 | **110** |
| 05 | 780 | 0 | 4 | **4** | 2 | 9 | **11** | 101 | 459 | **560** | 1 | 7 | **8** | 7 | 12 | **19** | 4 | 23 | **27** | 5 | 28 | **33** | 3 | 14 | **17** | 1 | 13 | **14** | 6 | 31 | **37** | 104 | 479 | **583** |
| 06 | 1,012 | 2 | 8 | **10** | 5 | 16 | **21** | 168 | 356 | **524** | 4 | 13 | **17** | 4 | 11 | **15** | 6 | 18 | **24** | 100 | 149 | **249** | 2 | 28 | **30** | 3 | 15 | **18** | 102 | 164 | **266** | 156 | 363 | **519** |
| 07 | 482 | 0 | 2 | **2** | 1 | 9 | **10** | 53 | 142 | **195** | 3 | 13 | **16** | 1 | 7 | **8** | 4 | 16 | **20** | 51 | 91 | **142** | 1 | 12 | **13** | 0 | 3 | **3** | 58 | 114 | **172** | 57 | 127 | **184** |
| 08 | 822 | 2 | 3 | **5** | 2 | 8 | **10** | 93 | 247 | **340** | 7 | 17 | **24** | 3 | 26 | **29** | 5 | 30 | **35** | 83 | 181 | **264** | 8 | 19 | **27** | 3 | 8 | **11** | 85 | 197 | **282** | 94 | 231 | **325** |
| 09 | 564 | 0 | 5 | **5** | 0 | 7 | **7** | 76 | 148 | **224** | 5 | 6 | **11** | 3 | 7 | **10** | 4 | 15 | **19** | 53 | 140 | **193** | 4 | 16 | **20** | 0 | 10 | **10** | 60 | 155 | **215** | 64 | 143 | **207** |
| 10 | 836 | 2 | 5 | **7** | 3 | 19 | **22** | 114 | 180 | **294** | 3 | 6 | **9** | 1 | 10 | **11** | 1 | 9 | **10** | 154 | 200 | **354** | 6 | 18 | **24** | 1 | 8 | **9** | 153 | 228 | **381** | 106 | 162 | **268** |
| 11 | 897 | 2 | 4 | **6** | 3 | 21 | **24** | 93 | 354 | **447** | 2 | 19 | **21** | 1 | 16 | **17** | 4 | 32 | **36** | 68 | 143 | **211** | 7 | 33 | **40** | 1 | 13 | **14** | 69 | 162 | **231** | 83 | 351 | **434** |
| 12 | 468 | 2 | 4 | **6** | 1 | 14 | **15** | 59 | 142 | **201** | 3 | 9 | **12** | 1 | 13 | **14** | 3 | 16 | **19** | 42 | 82 | **124** | 2 | 19 | **21** | 0 | 8 | **8** | 41 | 106 | **147** | 57 | 139 | **196** |
| 13 | 1,046 | 3 | 15 | **18** | 6 | 20 | **26** | 82 | 348 | **430** | 5 | 17 | **22** | 3 | 33 | **36** | 7 | 40 | **47** | 74 | 233 | **307** | 7 | 26 | **33** | 4 | 19 | **23** | 77 | 256 | **333** | 78 | 339 | **417** |
| 14 | 386 | 4 | 2 | **6** | 0 | 9 | **9** | 35 | 91 | **126** | 4 | 7 | **11** | 3 | 12 | **15** | 3 | 13 | **16** | 31 | 104 | **135** | 1 | 12 | **13** | 1 | 6 | **7** | 35 | 125 | **160** | 30 | 87 | **117** |
| 15 | 744 | 2 | 8 | **10** | 0 | 13 | **13** | 78 | 208 | **286** | 3 | 18 | **21** | 1 | 19 | **20** | 5 | 21 | **26** | 68 | 187 | **255** | 0 | 22 | **22** | 0 | 7 | **7** | 77 | 198 | **275** | 71 | 208 | **279** |
| 16 | 1,021 | 4 | 4 | **8** | 2 | 14 | **16** | 174 | 268 | **442** | 6 | 12 | **18** | 8 | 8 | **16** | 14 | 15 | **29** | 161 | 174 | **335** | 5 | 20 | **25** | 1 | 8 | **9** | 168 | 203 | **371** | 163 | 251 | **414** |
| 17 | 786 | 3 | 8 | **11** | 1 | 12 | **13** | 100 | 197 | **297** | 4 | 13 | **17** | 3 | 19 | **22** | 4 | 27 | **31** | 72 | 176 | **248** | 4 | 19 | **23** | 4 | 25 | **29** | 77 | 202 | **279** | 91 | 180 | **271** |
| 18 | 853 | 0 | 4 | **4** | 3 | 7 | **10** | 116 | 186 | **302** | 4 | 8 | **12** | 4 | 9 | **13** | 3 | 12 | **15** | 105 | 200 | **305** | 4 | 16 | **20** | 1 | 9 | **10** | 134 | 231 | **365** | 98 | 184 | **282** |
| 19 | 903 | 5 | 5 | **10** | 8 | 12 | **20** | 146 | 127 | **273** | 10 | 10 | **20** | 6 | 6 | **12** | 11 | 12 | **23** | 196 | 205 | **401** | 9 | 7 | **16** | 1 | 5 | **6** | 212 | 232 | **444** | 134 | 122 | **256** |
| 20 | 229 | 0 | 1 | **1** | 0 | 6 | **6** | 7 | 139 | **146** | 0 | 5 | **5** | 0 | 4 | **4** | 0 | 5 | **5** | 0 | 28 | **28** | 0 | 2 | **2** | 0 | 4 | **4** | 0 | 28 | **28** | 7 | 144 | **151** |
| 21 | 535 | 3 | 2 | **5** | 1 | 8 | **9** | 112 | 163 | **275** | 3 | 7 | **10** | 4 | 5 | **9** | 5 | 11 | **16** | 45 | 83 | **128** | 3 | 10 | **13** | 3 | 7 | **10** | 45 | 95 | **140** | 104 | 147 | **251** |
| 22 | 1,073 | 3 | 4 | **7** | 2 | 7 | **9** | 158 | 427 | **585** | 6 | 12 | **18** | 6 | 17 | **23** | 7 | 31 | **38** | 87 | 138 | **225** | 5 | 21 | **26** | 1 | 9 | **10** | 90 | 159 | **249** | 146 | 433 | **579** |
| 23 | 1,288 | 2 | 4 | **6** | 4 | 23 | **27** | 162 | 321 | **483** | 10 | 14 | **24** | 3 | 16 | **19** | 5 | 26 | **31** | 179 | 280 | **459** | 10 | 34 | **44** | 1 | 11 | **12** | 191 | 304 | **495** | 145 | 311 | **456** |
| 24 | 747 | 0 | 4 | **4** | 0 | 8 | **8** | 101 | 189 | **290** | 2 | 11 | **13** | 2 | 11 | **13** | 5 | 21 | **26** | 120 | 160 | **280** | 7 | 18 | **25** | 3 | 7 | **10** | 118 | 173 | **291** | 91 | 159 | **250** |
| 25 | 885 | 0 | 2 | **2** | 1 | 11 | **12** | 129 | 267 | **396** | 6 | 14 | **20** | 4 | 23 | **27** | 7 | 34 | **41** | 100 | 184 | **284** | 3 | 19 | **22** | 0 | 9 | **9** | 103 | 217 | **320** | 119 | 258 | **377** |
| 26 | 1,061 | 6 | 5 | **11** | 3 | 11 | **14** | 132 | 303 | **435** | 6 | 11 | **17** | 7 | 18 | **25** | 7 | 24 | **31** | 188 | 225 | **413** | 4 | 25 | **29** | 1 | 5 | **6** | 191 | 260 | **451** | 111 | 286 | **397** |
| 27 | 915 | 0 | 5 | **5** | 4 | 9 | **13** | 139 | 160 | **299** | 3 | 14 | **17** | 5 | 9 | **14** | 10 | 12 | **22** | 201 | 202 | **403** | 6 | 16 | **22** | 1 | 6 | **7** | 201 | 232 | **433** | 138 | 139 | **277** |
| 28 | 914 | 5 | 3 | **8** | 0 | 18 | **18** | 110 | 418 | **528** | 4 | 9 | **13** | 3 | 22 | **25** | 7 | 38 | **45** | 51 | 95 | **146** | 4 | 13 | **17** | 6 | 21 | **27** | 47 | 123 | **170** | 111 | 422 | **533** |
| 29 | 1,249 | 4 | 9 | **13** | 4 | 13 | **17** | 200 | 267 | **467** | 8 | 9 | **17** | 2 | 3 | **5** | 4 | 14 | **18** | 200 | 304 | **504** | 14 | 26 | **40** | 4 | 7 | **11** | 211 | 332 | **543** | 183 | 253 | **436** |
| 30 | 941 | 4 | 5 | **9** | 3 | 11 | **14** | 129 | 310 | **439** | 6 | 13 | **19** | 2 | 13 | **15** | 5 | 43 | **48** | 80 | 175 | **255** | 4 | 23 | **27** | 3 | 7 | **10** | 91 | 199 | **290** | 107 | 282 | **389** |
| 31 | 1,136 | 1 | 13 | **14** | 2 | 18 | **20** | 123 | 366 | **489** | 3 | 27 | **30** | 3 | 24 | **27** | 7 | 28 | **35** | 89 | 246 | **335** | 5 | 34 | **39** | 3 | 14 | **17** | 101 | 284 | **385** | 118 | 349 | **467** |
| 32 | 678 | 3 | 3 | **6** | 2 | 3 | **5** | 85 | 154 | **239** | 8 | 5 | **13** | 3 | 8 | **11** | 10 | 10 | **20** | 131 | 156 | **287** | 0 | 8 | **8** | 1 | 4 | **5** | 135 | 174 | **309** | 90 | 146 | **236** |
| 33 | 1,439 | 1 | 7 | **8** | 2 | 23 | **25** | 228 | 443 | **671** | 5 | 9 | **14** | 2 | 17 | **19** | 7 | 31 | **38** | 171 | 266 | **437** | 2 | 37 | **39** | 5 | 17 | **22** | 172 | 309 | **481** | 209 | 409 | **618** |
| 34 | 1,195 | 0 | 9 | **9** | 2 | 28 | **30** | 118 | 562 | **680** | 3 | 15 | **18** | 2 | 18 | **20** | 5 | 29 | **34** | 49 | 208 | **257** | 4 | 32 | **36** | 3 | 14 | **17** | 55 | 234 | **289** | 117 | 533 | **650** |
| 35 | 1,529 | 3 | 3 | **6** | 7 | 23 | **30** | 306 | 265 | **571** | 6 | 16 | **22** | 7 | 13 | **20** | 7 | 20 | **27** | 313 | 281 | **594** | 10 | 26 | **36** | 3 | 7 | **10** | 324 | 327 | **651** | 286 | 252 | **538** |
| 36 | 1,108 | 3 | 9 | **12** | 5 | 10 | **15** | 140 | 352 | **492** | 2 | 10 | **12** | 4 | 22 | **26** | 8 | 23 | **31** | 140 | 199 | **339** | 6 | 27 | **33** | 3 | 17 | **20** | 147 | 217 | **364** | 130 | 345 | **475** |
| 37 | 1,380 | 7 | 2 | **9** | 10 | 17 | **27** | 258 | 301 | **559** | 9 | 7 | **16** | 13 | 9 | **22** | 15 | 20 | **35** | 230 | 238 | **468** | 13 | 23 | **36** | 2 | 5 | **7** | 237 | 274 | **511** | 234 | 301 | **535** |
| 38 | 873 | 1 | 2 | **3** | 5 | 9 | **14** | 127 | 184 | **311** | 4 | 7 | **11** | 4 | 8 | **12** | 8 | 12 | **20** | 137 | 242 | **379** | 4 | 12 | **16** | 1 | 3 | **4** | 142 | 258 | **400** | 122 | 170 | **292** |
| 39 | 823 | 3 | 5 | **8** | 3 | 9 | **12** | 142 | 168 | **310** | 6 | 8 | **14** | 2 | 5 | **7** | 4 | 13 | **17** | 151 | 152 | **303** | 6 | 22 | **28** | 0 | 3 | **3** | 152 | 168 | **320** | 119 | 159 | **278** |
| 40 | 1,252 | 8 | 9 | **17** | 6 | 12 | **18** | 164 | 315 | **479** | 10 | 20 | **30** | 7 | 15 | **22** | 7 | 17 | **24** | 197 | 271 | **468** | 6 | 25 | **31** | 4 | 6 | **10** | 200 | 307 | **507** | 143 | 296 | **439** |
| 41 | 980 | 3 | 3 | **6** | 3 | 10 | **13** | 144 | 240 | **384** | 6 | 9 | **15** | 3 | 9 | **12** | 5 | 17 | **22** | 131 | 230 | **361** | 11 | 22 | **33** | 2 | 6 | **8** | 140 | 248 | **388** | 124 | 220 | **344** |
| 42 | 1,203 | 3 | 5 | **8** | 6 | 17 | **23** | 166 | 412 | **578** | 6 | 16 | **22** | 7 | 11 | **18** | 6 | 26 | **32** | 124 | 194 | **318** | 6 | 21 | **27** | 5 | 13 | **18** | 133 | 225 | **358** | 159 | 410 | **569** |
| 43 | 527 | 0 | 0 | **0** | 2 | 2 | **4** | 71 | 112 | **183** | 2 | 4 | **6** | 4 | 0 | **4** | 4 | 4 | **8** | 88 | 145 | **233** | 6 | 9 | **15** | 1 | 5 | **6** | 99 | 156 | **255** | 64 | 98 | **162** |
| 44 | 1,576 | 6 | 6 | **12** | 6 | 14 | **20** | 267 | 312 | **579** | 8 | 12 | **20** | 5 | 13 | **18** | 12 | 13 | **25** | 309 | 306 | **615** | 10 | 18 | **28** | 8 | 9 | **17** | 312 | 358 | **670** | 235 | 316 | **551** |

| | | |

| | | | | | | | | | | | | | | | | | | | | | | | | | | | | | | | | | | |
|---|---|---|---|---|---|---|---|---|---|---|---|---|---|---|---|---|---|---|---|---|---|---|---|---|---|---|---|---|---|---|---|---|---|---|
| 08 | 935 | 2 | 2 | 4 | 2 | 14 | 16 | 152 | 307 | 459 | 5 | 4 | 9 | 2 | 21 | 23 | 6 | 31 | 37 | 90 | 151 | 241 | 2 | 22 | 24 | 6 | 14 | 20 | 94 | 169 | 263 | 138 | 297 | 435 |
| 09 | 1,199 | 7 | 1 | 8 | 4 | 6 | 10 | 134 | 200 | 334 | 8 | 13 | 21 | 4 | 18 | 22 | 7 | 20 | 27 | 280 | 276 | 556 | 8 | 10 | 18 | 1 | 6 | 7 | 295 | 316 | 611 | 114 | 191 | 305 |
| 10 | 1,067 | 4 | 8 | 12 | 10 | 10 | 20 | 132 | 220 | 352 | 3 | 14 | 17 | 9 | 14 | 23 | 10 | 26 | 36 | 136 | 256 | 392 | 16 | 20 | 36 | 4 | 6 | 10 | 151 | 300 | 451 | 126 | 200 | 326 |
| | 12,236 | 36 | 59 | 95 | 52 | 153 | 205 | 1,675 | 2,619 | 4,294 | 78 | 142 | 220 | 56 | 204 | 260 | 86 | 264 | 350 | 2,031 | 2,669 | 4,700 | 97 | 244 | 341 | 30 | 109 | 139 | 2,116 | 2,997 | 5,113 | 1,490 | 2,512 | 4,002 |

| POLL BOOK TOTALS | Douglas Levesque (UST) | | | John J. Tatar (LIB) | | | Judith P. Pritchett (DEM) | | | Karen Adams (UST) | | | Logan R. Smith (WC) | | | Mary Anne Hering (WC) | | | Richard Zeile (REP) | | | Scotty Boman (LIB) | | | Sherry A. Wells (GRN) | | | Tami Carlone (REP) | | | Tiffany Tilley (DEM) | | |
|---|---|---|---|---|---|---|---|---|---|---|---|---|---|---|---|---|---|---|---|---|---|---|---|---|---|---|---|---|---|---|---|---|---|
| | AV | Elec Day | TOTAL | AV | Elec Day | TOTAL | AV | Elec Day | TOTAL | AV | Elec Day | TOTAL | AV | Elec Day | TOTAL | AV | Elec Day | TOTAL | AV | Elec Day | TOTAL | AV | Elec Day | TOTAL | AV | Elec Day | TOTAL | AV | Elec Day | TOTAL | AV | Elec Day | TOTAL |
| **LENOX TOWNSHIP** | | | | | | | | | | | | | | | | | | | | | | | | | | | | | | | | | |
| 01 | 817 | 1 | 7 | 8 | 2 | 17 | 19 | 73 | 99 | 172 | 4 | 14 | 18 | 3 | 21 | 24 | 5 | 24 | 29 | 132 | 269 | 401 | 5 | 20 | 25 | 2 | 5 | 7 | 137 | 292 | 429 | 67 | 103 | 170 |
| 02 | 1,172 | 1 | 7 | 8 | 6 | 14 | 20 | 114 | 224 | 338 | 3 | 20 | 23 | 10 | 24 | 34 | 12 | 32 | 44 | 143 | 362 | 505 | 3 | 28 | 31 | 2 | 23 | 25 | 136 | 397 | 533 | 99 | 219 | 318 |
| 03 | 1,136 | 1 | 12 | 13 | 1 | 26 | 27 | 139 | 390 | 529 | 4 | 21 | 25 | 5 | 20 | 25 | 1 | 43 | 44 | 58 | 268 | 326 | 2 | 38 | 40 | 1 | 10 | 11 | 67 | 288 | 355 | 133 | 374 | 507 |
| 04 | 536 | 1 | 5 | 6 | 1 | 18 | 19 | 28 | 186 | 214 | 1 | 14 | 15 | 0 | 11 | 11 | 1 | 23 | 24 | 17 | 150 | 167 | 1 | 16 | 17 | 0 | 7 | 7 | 20 | 175 | 195 | 29 | 183 | 212 |
| | 3,661 | 4 | 31 | 35 | 10 | 75 | 85 | 354 | 899 | 1,253 | 12 | 69 | 81 | 18 | 76 | 94 | 19 | 122 | 141 | 350 | 1,049 | 1,399 | 11 | 102 | 113 | 5 | 45 | 50 | 360 | 1,152 | 1,512 | 328 | 879 | 1,207 |

| POLL BOOK TOTALS | Douglas Levesque (UST) | | | John J. Tatar (LIB) | | | Judith P. Pritchett (DEM) | | | Karen Adams (UST) | | | Logan R. Smith (WC) | | | Mary Anne Hering (WC) | | | Richard Zeile (REP) | | | Scotty Boman (LIB) | | | Sherry A. Wells (GRN) | | | Tami Carlone (REP) | | | Tiffany Tilley (DEM) | | |
|---|---|---|---|---|---|---|---|---|---|---|---|---|---|---|---|---|---|---|---|---|---|---|---|---|---|---|---|---|---|---|---|---|---|
| | AV | Elec Day | TOTAL | AV | Elec Day | TOTAL | AV | Elec Day | TOTAL | AV | Elec Day | TOTAL | AV | Elec Day | TOTAL | AV | Elec Day | TOTAL | AV | Elec Day | TOTAL | AV | Elec Day | TOTAL | AV | Elec Day | TOTAL | AV | Elec Day | TOTAL | AV | Elec Day | TOTAL |
| **MACOMB TOWNSHIP** | | | | | | | | | | | | | | | | | | | | | | | | | | | | | | | | | |
| 01 | 968 | 5 | 6 | 11 | 2 | 13 | 15 | 115 | 169 | 284 | 4 | 12 | 16 | 10 | 11 | 21 | 8 | 16 | 24 | 148 | 294 | 442 | 1 | 21 | 22 | 1 | 6 | 7 | 152 | 330 | 482 | 105 | 155 | 260 |
| 02 | 1,079 | 3 | 7 | 10 | 7 | 12 | 19 | 150 | 229 | 379 | 4 | 11 | 15 | 2 | 18 | 20 | 11 | 26 | 37 | 126 | 282 | 408 | 9 | 20 | 29 | 3 | 6 | 9 | 143 | 311 | 454 | 133 | 204 | 337 |
| 03 | 1,137 | 0 | 10 | 10 | 3 | 18 | 21 | 94 | 297 | 391 | 3 | 11 | 14 | 2 | 21 | 23 | 6 | 25 | 31 | 110 | 362 | 472 | 6 | 24 | 30 | 1 | 8 | 9 | 117 | 405 | 522 | 87 | 283 | 370 |
| 04 | 1,071 | 1 | 9 | 10 | 2 | 27 | 29 | 129 | 256 | 385 | 0 | 12 | 12 | 3 | 11 | 14 | 1 | 16 | 17 | 134 | 307 | 441 | 3 | 29 | 32 | 1 | 16 | 17 | 136 | 349 | 485 | 126 | 240 | 366 |
| 05 | 1,397 | 2 | 8 | 10 | 9 | 25 | 34 | 141 | 342 | 483 | 2 | 22 | 24 | 4 | 19 | 23 | 3 | 20 | 23 | 166 | 386 | 552 | 8 | 36 | 44 | 2 | 13 | 15 | 185 | 442 | 627 | 126 | 325 | 451 |
| 06 | 978 | 4 | 4 | 8 | 3 | 10 | 13 | 158 | 205 | 363 | 7 | 8 | 15 | 8 | 12 | 20 | 7 | 13 | 20 | 190 | 209 | 399 | 7 | 10 | 17 | 2 | 9 | 11 | 204 | 247 | 451 | 138 | 176 | 314 |
| 07 | 994 | 3 | 2 | 5 | 4 | 12 | 16 | 116 | 221 | 337 | 9 | 10 | 19 | 2 | 14 | 16 | 5 | 24 | 29 | 141 | 254 | 395 | 5 | 18 | 23 | 2 | 15 | 17 | 145 | 282 | 427 | 97 | 202 | 299 |
| 08 | 1,008 | 5 | 12 | 17 | 4 | 10 | 14 | 158 | 199 | 357 | 13 | 22 | 35 | 6 | 13 | 19 | 8 | 27 | 35 | 145 | 233 | 378 | 8 | 15 | 23 | 7 | 7 | 14 | 151 | 263 | 414 | 131 | 186 | 317 |
| 09 | 772 | 3 | 6 | 9 | 1 | 4 | 5 | 81 | 150 | 231 | 8 | 7 | 15 | 3 | 7 | 10 | 3 | 10 | 13 | 122 | 225 | 347 | 3 | 7 | 10 | 0 | 1 | 1 | 132 | 252 | 384 | 74 | 146 | 220 |
| 10 | 906 | 2 | 6 | 8 | 0 | 20 | 20 | 96 | 289 | 385 | 5 | 17 | 22 | 4 | 17 | 21 | 5 | 31 | 36 | 79 | 186 | 265 | 3 | 19 | 22 | 2 | 7 | 9 | 85 | 212 | 297 | 88 | 301 | 389 |
| 11 | 1,319 | 3 | 8 | 11 | 2 | 18 | 20 | 127 | 354 | 481 | 3 | 15 | 18 | 3 | 19 | 22 | 6 | 30 | 36 | 148 | 395 | 543 | 4 | 23 | 27 | 1 | 15 | 16 | 154 | 420 | 574 | 105 | 328 | 433 |
| 12 | 1,240 | 6 | 1 | 7 | 3 | 13 | 16 | 188 | 280 | 468 | 6 | 11 | 17 | 3 | 8 | 11 | 6 | 13 | 19 | 180 | 328 | 508 | 3 | 16 | 19 | 1 | 6 | 7 | 192 | 366 | 558 | 174 | 248 | 422 |
| 13 | 1,162 | 2 | 8 | 10 | 5 | 22 | 27 | 87 | 305 | 392 | 3 | 19 | 22 | 4 | 23 | 27 | 12 | 22 | 34 | 129 | 337 | 466 | 5 | 32 | 37 | 4 | 6 | 10 | 135 | 394 | 529 | 84 | 270 | 354 |
| 14 | 1,267 | 5 | 8 | 13 | 2 | 13 | 15 | 127 | 270 | 397 | 5 | 18 | 23 | 5 | 18 | 23 | 5 | 17 | 22 | 185 | 352 | 537 | 3 | 23 | 26 | 2 | 10 | 12 | 192 | 380 | 572 | 119 | 262 | 381 |
| 15 | 1,282 | 10 | 3 | 13 | 2 | 11 | 13 | 192 | 198 | 390 | 13 | 12 | 25 | 6 | 7 | 13 | 7 | 17 | 24 | 266 | 324 | 590 | 9 | 20 | 29 | 4 | 14 | 18 | 284 | 356 | 640 | 167 | 160 | 327 |
| 16 | 1,565 | 1 | 3 | 4 | 3 | 21 | 24 | 165 | 349 | 514 | 3 | 10 | 13 | 5 | 14 | 19 | 7 | 16 | 23 | 163 | 498 | 661 | 4 | 29 | 33 | 1 | 9 | 10 | 175 | 575 | 750 | 154 | 319 | 473 |
| 17 | 1,487 | 4 | 7 | 11 | 6 | 21 | 27 | 126 | 376 | 502 | 4 | 15 | 19 | 5 | 22 | 27 | 6 | 21 | 27 | 193 | 427 | 620 | 2 | 35 | 37 | 2 | 6 | 8 | 198 | 487 | 685 | 111 | 355 | 466 |
| 18 | 867 | 4 | 8 | 12 | 3 | 14 | 17 | 126 | 252 | 378 | 6 | 25 | 31 | 5 | 28 | 33 | 7 | 28 | 35 | 91 | 148 | 239 | 8 | 18 | 26 | 0 | 12 | 12 | 102 | 162 | 264 | 119 | 239 | 358 |
| 19 | 621 | 1 | 5 | 6 | 4 | 18 | 22 | 69 | 248 | 317 | 4 | 12 | 16 | 1 | 11 | 12 | 1 | 24 | 25 | 32 | 102 | 134 | 7 | 21 | 28 | 0 | 6 | 6 | 35 | 133 | 168 | 60 | 223 | 283 |
| 20 | 1,146 | 3 | 8 | 11 | 2 | 16 | 18 | 112 | 279 | 391 | 6 | 7 | 13 | 4 | 10 | 14 | 6 | 18 | 24 | 129 | 354 | 483 | 2 | 21 | 23 | 0 | 6 | 6 | 131 | 393 | 524 | 98 | 266 | 364 |
| 21 | 1,466 | 9 | 1 | 10 | 5 | 14 | 19 | 212 | 271 | 483 | 12 | 13 | 25 | 5 | 10 | 15 | 9 | 17 | 26 | 259 | 360 | 619 | 16 | 25 | 41 | 3 | 14 | 17 | 282 | 387 | 669 | 186 | 244 | 430 |
| 22 | 1,234 | 7 | 3 | 10 | 3 | 10 | 13 | 204 | 205 | 409 | 7 | 11 | 18 | 6 | 6 | 12 | 5 | 12 | 17 | 262 | 284 | 546 | 11 | 16 | 27 | 4 | 7 | 11 | 271 | 343 | 614 | 178 | 195 | 373 |
| 23 | 1,086 | 6 | 4 | 10 | 8 | 8 | 16 | 184 | 154 | 338 | 6 | 8 | 14 | 3 | 13 | 16 | 7 | 9 | 16 | 294 | 214 | 508 | 17 | 14 | 31 | 1 | 3 | 4 | 315 | 232 | 547 | 178 | 143 | 321 |
| 24 | 1,063 | 7 | 4 | 11 | 7 | 3 | 10 | 221 | 151 | 372 | 11 | 5 | 16 | 7 | 7 | 14 | 8 | 6 | 14 | 318 | 146 | 464 | 13 | 7 | 20 | 5 | 1 | 6 | 343 | 187 | 530 | 204 | 139 | 343 |
| 25 | 938 | 0 | 5 | 5 | 1 | 12 | 13 | 71 | 251 | 322 | 0 | 6 | 6 | 0 | 13 | 13 | 3 | 22 | 25 | 73 | 291 | 364 | 1 | 18 | 19 | 0 | 6 | 6 | 78 | 346 | 424 | 62 | 226 | 288 |
| 26 | 832 | 2 | 2 | 4 | 3 | 9 | 12 | 70 | 203 | 273 | 4 | 10 | 14 | 6 | 14 | 20 | 5 | 15 | 20 | 96 | 240 | 336 | 2 | 15 | 17 | 0 | 1 | 1 | 104 | 272 | 376 | 59 | 183 | 242 |
| 27 | 1,436 | 6 | 7 | 13 | 6 | 16 | 22 | 153 | 325 | 478 | 2 | 15 | 17 | 5 | 13 | 18 | 4 | 17 | 21 | 167 | 474 | 641 | 5 | 24 | 29 | 3 | 7 | 10 | 180 | 535 | 715 | 142 | 288 | 430 |
| 28 | 905 | 0 | 2 | 2 | 2 | 7 | 9 | 71 | 249 | 320 | 2 | 8 | 10 | 7 | 9 | 16 | 7 | 18 | 25 | 90 | 265 | 355 | 3 | 20 | 23 | 0 | 6 | 6 | 90 | 322 | 412 | 64 | 230 | 294 |
| 29 | 1,044 | 0 | 4 | 4 | 2 | 9 | 11 | 75 | 323 | 398 | 3 | 14 | 17 | 0 | 18 | 18 | 1 | 19 | 20 | 94 | 305 | 399 | 4 | 13 | 17 | 3 | 8 | 11 | 93 | 349 | 442 | 67 | 300 | 367 |
| 30 | 1,135 | 2 | 7 | 9 | 5 | 15 | 20 | 110 | 253 | 363 | 2 | 9 | 11 | 2 | 10 | 12 | 4 | 26 | 30 | 139 | 360 | 499 | 11 | 19 | 30 | 2 | 6 | 8 | 136 | 398 | 534 | 101 | 220 | 321 |
| 31 | 804 | 1 | 3 | 4 | 6 | 8 | 14 | 83 | 177 | 260 | 3 | 5 | 8 | 6 | 12 | 18 | 9 | 16 | 25 | 118 | 228 | 346 | 6 | 16 | 22 | 1 | 4 | 5 | 125 | 261 | 386 | 78 | 158 | 236 |
| 32 | 1,091 | 4 | 7 | 11 | 5 | 15 | 20 | 84 | 244 | 328 | 2 | 9 | 11 | 5 | 11 | 16 | 6 | 24 | 30 | 134 | 321 | 455 | 4 | 18 | 22 | 1 | 6 | 7 | 139 | 399 | 538 | 78 | 227 | 305 |
| 33 | 815 | 1 | 2 | 3 | 1 | 9 | 10 | 105 | 183 | 288 | 3 | 7 | 10 | 5 | 9 | 14 | 6 | 11 | 17 | 121 | 193 | 314 | 6 | 14 | 20 | 2 | 6 | 8 | 132 | 222 | 354 | 104 | 175 | 279 |
| 34 | 1,039 | 4 | 6 | 10 | 0 | 12 | 12 | 93 | 273 | 366 | 4 | 11 | 15 | 0 | 13 | 13 | 1 | 12 | 13 | 76 | 355 | 431 | 5 | 14 | 19 | 1 | 6 | 7 | 83 | 393 | 476 | 82 | 265 | 347 |
| 35 | 1,143 | 0 | 7 | 7 | 3 | 12 | 15 | 86 | 361 | 447 | 1 | 9 | 10 | 5 | 12 | 17 | 1 | 15 | 16 | 95 | 349 | 444 | 4 | 21 | 25 | 0 | 7 | 7 | 100 | 380 | 480 | 80 | 354 | 434 |
| 36 | 938 | 0 | 4 | 4 | 5 | 5 | 10 | 82 | 259 | 341 | 2 | 10 | 12 | 4 | 12 | 16 | 7 | 24 | 31 | 82 | 290 | 372 | 4 | 23 | 27 | 1 | 6 | 7 | 90 | 335 | 425 | 69 | 221 | 290 |

| | | | | | | | | | | | | | | | | | | | | | | | | | | | | | | | | | | | | | |
|---|---|---|---|---|---|---|---|---|---|---|---|---|---|---|---|---|---|---|---|---|---|---|---|---|---|---|---|---|---|---|---|---|---|---|---|---|---|
| 37 | 800 | 6 | 5 | 11 | 0 | 8 | 8 | 116 | 132 | 248 | 13 | 7 | 20 | 1 | 17 | 18 | 2 | 12 | 14 | 125 | 222 | 347 | 5 | 10 | 15 | 1 | 4 | 5 | 138 | 250 | 388 | 104 | 117 | 221 | | | |
| | 40,035 | 122 | 202 | 324 | 129 | 490 | 619 | 4,577 | 9,282 | 13,859 | 185 | 433 | 618 | 152 | 502 | 654 | 205 | 689 | 894 | 5,420 | 10,900 | 16,320 | 217 | 724 | 941 | 64 | 276 | 340 | 5,747 | 12,370 | 18,117 | 4,132 | 8,573 | 12,705 | | | |

| POLL BOOK TOTALS | Douglas Levesque (UST) | | | John J. Tatar (LIB) | | | Judith P. Pritchett (DEM) | | | Karen Adams (UST) | | | Logan R. Smith (WC) | | | Mary Anne Hering (WC) | | | Richard Zeile (REP) | | | Scotty Boman (LIB) | | | Sherry A. Wells (GRN) | | | Tami Carlone (REP) | | | Tiffany Tilley (DEM) | | |
|---|---|---|---|---|---|---|---|---|---|---|---|---|---|---|---|---|---|---|---|---|---|---|---|---|---|---|---|---|---|---|---|---|---|---|
| | AV | Elec Day | TOTAL | AV | Elec Day | TOTAL | AV | Elec Day | TOTAL | AV | Elec Day | TOTAL | AV | Elec Day | TOTAL | AV | Elec Day | TOTAL | AV | Elec Day | TOTAL | AV | Elec Day | TOTAL | AV | Elec Day | TOTAL | AV | Elec Day | TOTAL | AV | Elec Day | TOTAL |
| MEMPHIS | | | | | | | | | | | | | | | | | | | | | | | | | | | | | | | | | | |
| 01 | 308 | N/A | 3 | 3 | N/A | 5 | 5 | N/A | 65 | 65 | N/A | 7 | 7 | N/A | 7 | 7 | N/A | 13 | 13 | N/A | 143 | 143 | N/A | 7 | 7 | N/A | 5 | 5 | N/A | 150 | 150 | N/A | 58 | 58 |
| | 308 | N/A | 3 | 3 | N/A | 5 | 5 | N/A | 65 | 65 | N/A | 7 | 7 | N/A | 7 | 7 | N/A | 13 | 13 | N/A | 143 | 143 | N/A | 7 | 7 | N/A | 5 | 5 | N/A | 150 | 150 | N/A | 58 | 58 |

| POLL BOOK TOTALS | Douglas Levesque (UST) | | | John J. Tatar (LIB) | | | Judith P. Pritchett (DEM) | | | Karen Adams (UST) | | | Logan R. Smith (WC) | | | Mary Anne Hering (WC) | | | Richard Zeile (REP) | | | Scotty Boman (LIB) | | | Sherry A. Wells (GRN) | | | Tami Carlone (REP) | | | Tiffany Tilley (DEM) | | |
|---|---|---|---|---|---|---|---|---|---|---|---|---|---|---|---|---|---|---|---|---|---|---|---|---|---|---|---|---|---|---|---|---|---|---|
| | AV | Elec Day | TOTAL | AV | Elec Day | TOTAL | AV | Elec Day | TOTAL | AV | Elec Day | TOTAL | AV | Elec Day | TOTAL | AV | Elec Day | TOTAL | AV | Elec Day | TOTAL | AV | Elec Day | TOTAL | AV | Elec Day | TOTAL | AV | Elec Day | TOTAL | AV | Elec Day | TOTAL |
| MOUNT CLEMENS | | | | | | | | | | | | | | | | | | | | | | | | | | | | | | | | | | |
| 01 | 639 | 0 | 9 | 9 | 2 | 3 | 5 | 110 | 310 | 420 | 2 | 16 | 18 | 1 | 10 | 11 | 0 | 13 | 13 | 10 | 52 | 62 | 1 | 14 | 15 | 0 | 11 | 11 | 12 | 71 | 83 | 115 | 321 | 436 |
| 02 | 911 | 2 | 5 | 7 | 2 | 21 | 23 | 98 | 311 | 409 | 5 | 9 | 14 | 2 | 20 | 22 | 9 | 23 | 32 | 52 | 200 | 252 | 4 | 28 | 32 | 0 | 17 | 17 | 58 | 222 | 280 | 88 | 281 | 369 |
| 03 | 1,356 | 3 | 14 | 17 | 2 | 30 | 32 | 119 | 496 | 615 | 6 | 27 | 33 | 6 | 33 | 39 | 7 | 44 | 51 | 84 | 281 | 365 | 7 | 45 | 52 | 3 | 18 | 21 | 81 | 324 | 405 | 122 | 462 | 584 |
| 04 | 611 | 0 | 2 | 2 | 4 | 19 | 23 | 65 | 197 | 262 | 1 | 10 | 11 | 3 | 28 | 31 | 3 | 27 | 30 | 38 | 116 | 154 | 4 | 26 | 30 | 3 | 12 | 15 | 41 | 133 | 174 | 68 | 191 | 259 |
| 05 | 612 | 3 | 3 | 6 | 1 | 4 | 5 | 137 | 269 | 406 | 3 | 7 | 10 | 6 | 13 | 19 | 5 | 20 | 25 | 28 | 44 | 72 | 4 | 7 | 11 | 2 | 7 | 9 | 27 | 49 | 76 | 129 | 253 | 382 |
| 06 | 721 | 1 | 4 | 5 | 1 | 23 | 24 | 78 | 288 | 366 | 2 | 12 | 14 | 4 | 13 | 17 | 1 | 24 | 25 | 39 | 119 | 158 | 2 | 22 | 24 | 1 | 10 | 11 | 38 | 147 | 185 | 64 | 274 | 338 |
| 09 | 1,081 | 2 | 5 | 7 | 5 | 27 | 32 | 138 | 279 | 417 | 1 | 13 | 14 | 6 | 20 | 26 | 6 | 22 | 28 | 107 | 254 | 361 | 6 | 31 | 37 | 1 | 8 | 9 | 112 | 290 | 402 | 134 | 258 | 392 |
| | 5,931 | 11 | 42 | 53 | 17 | 127 | 144 | 745 | 2,150 | 2,895 | 20 | 94 | 114 | 28 | 137 | 165 | 31 | 173 | 204 | 358 | 1,066 | 1,424 | 28 | 173 | 201 | 10 | 83 | 93 | 369 | 1,236 | 1,605 | 720 | 2,040 | 2,760 |

| POLL BOOK TOTALS | Douglas Levesque (UST) | | | John J. Tatar (LIB) | | | Judith P. Pritchett (DEM) | | | Karen Adams (UST) | | | Logan R. Smith (WC) | | | Mary Anne Hering (WC) | | | Richard Zeile (REP) | | | Scotty Boman (LIB) | | | Sherry A. Wells (GRN) | | | Tami Carlone (REP) | | | Tiffany Tilley (DEM) | | |
|---|---|---|---|---|---|---|---|---|---|---|---|---|---|---|---|---|---|---|---|---|---|---|---|---|---|---|---|---|---|---|---|---|---|---|
| | AV | Elec Day | TOTAL | AV | Elec Day | TOTAL | AV | Elec Day | TOTAL | AV | Elec Day | TOTAL | AV | Elec Day | TOTAL | AV | Elec Day | TOTAL | AV | Elec Day | TOTAL | AV | Elec Day | TOTAL | AV | Elec Day | TOTAL | AV | Elec Day | TOTAL | AV | Elec Day | TOTAL |
| NEW BALTIMORE | | | | | | | | | | | | | | | | | | | | | | | | | | | | | | | | | | |
| 01 | 850 | 2 | 5 | 7 | 5 | 12 | 17 | 86 | 205 | 291 | 4 | 12 | 16 | 1 | 14 | 15 | 5 | 19 | 24 | 76 | 263 | 339 | 8 | 20 | 28 | 0 | 15 | 15 | 79 | 281 | 360 | 79 | 188 | 267 |
| 02 | 682 | 4 | 6 | 10 | 2 | 11 | 13 | 61 | 130 | 191 | 1 | 9 | 10 | 5 | 7 | 12 | 5 | 15 | 20 | 75 | 231 | 306 | 4 | 23 | 27 | 1 | 3 | 4 | 84 | 265 | 349 | 48 | 126 | 174 |
| 03 | 1,567 | 3 | 7 | 10 | 4 | 28 | 32 | 127 | 373 | 500 | 5 | 22 | 27 | 10 | 26 | 36 | 13 | 37 | 50 | 147 | 509 | 656 | 7 | 37 | 44 | 2 | 6 | 8 | 143 | 562 | 705 | 117 | 341 | 458 |
| 04 | 1,265 | 2 | 7 | 9 | 2 | 15 | 17 | 141 | 309 | 450 | 6 | 17 | 23 | 4 | 12 | 16 | 10 | 23 | 33 | 148 | 360 | 508 | 5 | 26 | 31 | 3 | 12 | 15 | 158 | 389 | 547 | 129 | 290 | 419 |
| 05 | 1,217 | 0 | 10 | 10 | 6 | 25 | 31 | 108 | 285 | 393 | 3 | 20 | 23 | 3 | 18 | 21 | 2 | 36 | 38 | 121 | 380 | 501 | 8 | 25 | 33 | 1 | 10 | 11 | 117 | 423 | 540 | 99 | 273 | 372 |
| | 5,581 | 11 | 35 | 46 | 19 | 91 | 110 | 523 | 1,302 | 1,825 | 19 | 80 | 99 | 23 | 77 | 100 | 35 | 130 | 165 | 567 | 1,743 | 2,310 | 32 | 131 | 163 | 7 | 46 | 53 | 581 | 1,920 | 2,501 | 472 | 1,218 | 1,690 |

| POLL BOOK TOTALS | Douglas Levesque (UST) | | | John J. Tatar (LIB) | | | Judith P. Pritchett (DEM) | | | Karen Adams (UST) | | | Logan R. Smith (WC) | | | Mary Anne Hering (WC) | | | Richard Zeile (REP) | | | Scotty Boman (LIB) | | | Sherry A. Wells (GRN) | | | Tami Carlone (REP) | | | Tiffany Tilley (DEM) | | |
|---|---|---|---|---|---|---|---|---|---|---|---|---|---|---|---|---|---|---|---|---|---|---|---|---|---|---|---|---|---|---|---|---|---|---|
| | AV | Elec Day | TOTAL | AV | Elec Day | TOTAL | AV | Elec Day | TOTAL | AV | Elec Day | TOTAL | AV | Elec Day | TOTAL | AV | Elec Day | TOTAL | AV | Elec Day | TOTAL | AV | Elec Day | TOTAL | AV | Elec Day | TOTAL | AV | Elec Day | TOTAL | AV | Elec Day | TOTAL |
| RAY TOWNSHIP | | | | | | | | | | | | | | | | | | | | | | | | | | | | | | | | | | |
| 01 | 830 | 6 | 5 | 11 | 2 | 13 | 15 | 60 | 135 | 195 | 7 | 10 | 17 | 3 | 11 | 14 | 7 | 18 | 25 | 137 | 282 | 419 | 6 | 18 | 24 | 0 | 7 | 7 | 140 | 310 | 450 | 57 | 116 | 173 |
| 02 | 1,115 | 7 | 10 | 17 | 1 | 18 | 19 | 94 | 161 | 255 | 8 | 17 | 25 | 4 | 20 | 24 | 7 | 28 | 35 | 169 | 361 | 530 | 5 | 28 | 33 | 2 | 14 | 16 | 181 | 395 | 576 | 83 | 138 | 221 |
| | 1,945 | 13 | 15 | 28 | 3 | 31 | 34 | 154 | 296 | 450 | 15 | 27 | 42 | 7 | 31 | 38 | 14 | 46 | 60 | 306 | 643 | 949 | 11 | 46 | 57 | 2 | 21 | 23 | 321 | 705 | 1,026 | 140 | 254 | 394 |

| POLL BOOK TOTALS | Douglas Levesque (UST) | | | John J. Tatar (LIB) | | | Judith P. Pritchett (DEM) | | | Karen Adams (UST) | | | Logan R. Smith (WC) | | | Mary Anne Hering (WC) | | | Richard Zeile (REP) | | | Scotty Boman (LIB) | | | Sherry A. Wells (GRN) | | | Tami Carlone (REP) | | | Tiffany Tilley (DEM) | | |
|---|---|---|---|---|---|---|---|---|---|---|---|---|---|---|---|---|---|---|---|---|---|---|---|---|---|---|---|---|---|---|---|---|---|---|
| | AV | Elec Day | TOTAL | AV | Elec Day | TOTAL | AV | Elec Day | TOTAL | AV | Elec Day | TOTAL | AV | Elec Day | TOTAL | AV | Elec Day | TOTAL | AV | Elec Day | TOTAL | AV | Elec Day | TOTAL | AV | Elec Day | TOTAL | AV | Elec Day | TOTAL | AV | Elec Day | TOTAL |
| RICHMOND CITY | | | | | | | | | | | | | | | | | | | | | | | | | | | | | | | | | | |
| 01 | 1,407 | 3 | 12 | 15 | 2 | 33 | 35 | 146 | 282 | 428 | 11 | 22 | 33 | 6 | 20 | 26 | 10 | 31 | 41 | 190 | 376 | 566 | 11 | 45 | 56 | 3 | 17 | 20 | 205 | 425 | 630 | 133 | 248 | 381 |
| 02 | 1,204 | 1 | 6 | 7 | 0 | 15 | 15 | 107 | 264 | 371 | 3 | 24 | 27 | 4 | 20 | 24 | 7 | 27 | 34 | 145 | 389 | 534 | 3 | 30 | 33 | 2 | 14 | 16 | 151 | 428 | 579 | 98 | 252 | 350 |
| | 2,611 | 4 | 18 | 22 | 2 | 48 | 50 | 253 | 546 | 799 | 14 | 46 | 60 | 10 | 40 | 50 | 17 | 58 | 75 | 335 | 765 | 1,100 | 14 | 75 | 89 | 5 | 31 | 36 | 356 | 853 | 1,209 | 231 | 500 | 731 |

| POLL BOOK TOTALS | Douglas Levesque (UST) | | | John J. Tatar (LIB) | | | Judith P. Pritchett (DEM) | | | Karen Adams (UST) | | | Logan R. Smith (WC) | | | Mary Anne Hering (WC) | | | Richard Zeile (REP) | | | Scotty Boman (LIB) | | | Sherry A. Wells (GRN) | | | Tami Carlone (REP) | | | Tiffany Tilley (DEM) | | |
|---|---|---|---|---|---|---|---|---|---|---|---|---|---|---|---|---|---|---|---|---|---|---|---|---|---|---|---|---|---|---|---|---|---|---|
| | AV | Elec Day | TOTAL | AV | Elec Day | TOTAL | AV | Elec Day | TOTAL | AV | Elec Day | TOTAL | AV | Elec Day | TOTAL | AV | Elec Day | TOTAL | AV | Elec Day | TOTAL | AV | Elec Day | TOTAL | AV | Elec Day | TOTAL | AV | Elec Day | TOTAL | AV | Elec Day | TOTAL |
| RICHMOND TOWNSHIP | | | | | | | | | | | | | | | | | | | | | | | | | | | | | | | | | | |
| 01 | 804 | N/A | 11 | 11 | N/A | 20 | 20 | N/A | 165 | 165 | N/A | 20 | 20 | N/A | 21 | 21 | N/A | 23 | 23 | N/A | 407 | 407 | N/A | 16 | 16 | N/A | 10 | 10 | N/A | 439 | 439 | N/A | 141 | 141 |
| | | N/A | | | N/A | | | N/A | | | N/A | | | N/A | | | N/A | | | N/A | | | N/A | | | N/A | | | N/A | | | N/A | | |

| | | |

| | | | | | | | | | | | | | | | | | | | | | | | | | | | | | | | | | |
|---|---|---|---|---|---|---|---|---|---|---|---|---|---|---|---|---|---|---|---|---|---|---|---|---|---|---|---|---|---|---|---|---|---|
| 28 | 1,403 | 5 | 5 | 10 | 4 | 7 | 11 | 287 | 226 | 513 | 11 | 11 | 22 | 6 | 13 | 19 | 13 | 13 | 26 | 319 | 276 | 595 | 11 | 14 | 25 | 3 | 4 | 7 | 340 | 300 | 640 | 253 | 210 | 463 |
| 29 | 859 | 0 | 2 | 2 | 0 | 10 | 10 | 81 | 172 | 253 | 2 | 6 | 8 | 2 | 10 | 12 | 1 | 12 | 13 | 118 | 288 | 406 | 4 | 16 | 20 | 0 | 7 | 7 | 125 | 314 | 439 | 73 | 158 | 231 |
| 30 | 1,063 | 4 | 2 | 6 | 8 | 15 | 23 | 135 | 217 | 352 | 5 | 14 | 19 | 3 | 10 | 13 | 7 | 14 | 21 | 166 | 276 | 442 | 11 | 23 | 34 | 1 | 7 | 8 | 181 | 319 | 500 | 118 | 201 | 319 |
| | **35,422** | **111** | **173** | **284** | **122** | **454** | **576** | **3,968** | **7,355** | **11,323** | **204** | **394** | **598** | **123** | **435** | **558** | **190** | **605** | **795** | **5,866** | **9,822** | **15,688** | **218** | **665** | **883** | **57** | **285** | **342** | **6,130** | **10,975** | **17,105** | **3,524** | **6,835** | **10,359** |

| | POLL BOOK TOTALS | Douglas **Levesque** (UST) | | | John J. **Tatar** (LIB) | | | Judith P. **Pritchett** (DEM) | | | Karen **Adams** (UST) | | | Logan R. **Smith** (WC) | | | Mary Anne **Hering** (WC) | | | Richard **Zeile** (REP) | | | Scotty **Boman** (LIB) | | | Sherry A. **Wells** (GRN) | | | Tami **Carlone** (REP) | | | Tiffany **Tilley** (DEM) | | |
|---|---|---|---|---|---|---|---|---|---|---|---|---|---|---|---|---|---|---|---|---|---|---|---|---|---|---|---|---|---|---|---|---|---|---|
| | | AV | Elec Day | TOTAL | AV | Elec Day | TOTAL | AV | Elec Day | TOTAL | AV | Elec Day | TOTAL | AV | Elec Day | TOTAL | AV | Elec Day | TOTAL | AV | Elec Day | TOTAL | AV | Elec Day | TOTAL | AV | Elec Day | TOTAL | AV | Elec Day | TOTAL | AV | Elec Day | TOTAL |
| **ST. CLAIR SHORES** | | | | | | | | | | | | | | | | | | | | | | | | | | | | | | | | | | |
| 01 | 1,882 | 1 | 3 | **4** | 6 | 21 | **27** | 314 | 445 | **759** | 6 | 5 | **11** | 8 | 13 | **21** | 12 | 30 | **42** | 334 | 398 | **732** | 14 | 42 | **56** | 3 | 15 | **18** | 351 | 433 | **784** | 280 | 405 | **685** |
| 02 | 1,666 | 6 | 9 | **15** | 4 | 20 | **24** | 295 | 398 | **693** | 14 | 27 | **41** | 13 | 20 | **33** | 18 | 32 | **50** | 246 | 296 | **542** | 11 | 32 | **43** | 6 | 16 | **22** | 252 | 340 | **592** | 263 | 376 | **639** |
| 03 | 1,600 | 6 | 8 | **14** | 4 | 35 | **39** | 190 | 516 | **706** | 9 | 20 | **29** | 4 | 25 | **29** | 9 | 52 | **61** | 150 | 332 | **482** | 12 | 42 | **54** | 3 | 16 | **19** | 159 | 380 | **539** | 177 | 487 | **664** |
| 04 | 1,569 | 7 | 7 | **14** | 3 | 29 | **32** | 213 | 465 | **678** | 4 | 15 | **19** | 9 | 24 | **33** | 16 | 36 | **52** | 209 | 294 | **503** | 14 | 56 | **70** | 3 | 23 | **26** | 225 | 352 | **577** | 197 | 418 | **615** |
| 05 | 1,452 | 6 | 6 | **12** | 5 | 21 | **26** | 171 | 473 | **644** | 6 | 17 | **23** | 4 | 21 | **25** | 5 | 32 | **37** | 105 | 341 | **446** | 7 | 53 | **60** | 2 | 24 | **26** | 107 | 371 | **478** | 163 | 462 | **625** |
| 06 | 1,434 | 0 | 6 | **6** | 4 | 19 | **23** | 210 | 559 | **769** | 3 | 16 | **19** | 5 | 25 | **30** | 8 | 39 | **47** | 142 | 183 | **325** | 7 | 35 | **42** | 0 | 18 | **18** | 144 | 193 | **337** | 190 | 559 | **749** |
| 07 | 912 | 2 | 5 | **7** | 2 | 15 | **17** | 108 | 301 | **409** | 2 | 14 | **16** | 3 | 18 | **21** | 4 | 25 | **29** | 90 | 161 | **251** | 1 | 24 | **25** | 2 | 23 | **25** | 101 | 198 | **299** | 99 | 298 | **397** |
| 08 | 1,303 | 4 | 7 | **11** | 6 | 21 | **27** | 165 | 352 | **517** | 9 | 20 | **29** | 4 | 15 | **19** | 8 | 28 | **36** | 172 | 311 | **483** | 11 | 27 | **38** | 4 | 8 | **12** | 173 | 334 | **507** | 149 | 318 | **467** |
| 09 | 842 | 1 | 4 | **5** | 2 | 16 | **18** | 131 | 209 | **340** | 3 | 11 | **14** | 8 | 11 | **19** | 7 | 17 | **24** | 107 | 193 | **300** | 11 | 16 | **27** | 7 | 7 | **14** | 112 | 207 | **319** | 104 | 195 | **299** |
| 10 | 1,587 | 4 | 14 | **18** | 7 | 25 | **32** | 177 | 477 | **654** | 7 | 18 | **25** | 8 | 28 | **36** | 11 | 29 | **40** | 162 | 344 | **506** | 13 | 48 | **61** | 3 | 18 | **21** | 165 | 404 | **569** | 162 | 422 | **584** |
| 11 | 664 | 0 | 7 | **7** | 1 | 8 | **9** | 76 | 171 | **247** | 2 | 7 | **9** | 2 | 10 | **12** | 2 | 15 | **17** | 86 | 146 | **232** | 4 | 20 | **24** | 4 | 6 | **10** | 86 | 169 | **255** | 65 | 169 | **234** |
| 12 | 1,585 | 2 | 10 | **12** | 8 | 28 | **36** | 238 | 356 | **594** | 4 | 17 | **21** | 4 | 16 | **20** | 5 | 33 | **38** | 233 | 353 | **586** | 14 | 47 | **61** | 6 | 22 | **28** | 239 | 406 | **645** | 224 | 327 | **551** |
| 13 | 1,896 | 7 | 11 | **18** | 3 | 29 | **32** | 264 | 353 | **617** | 13 | 15 | **28** | 12 | 20 | **32** | 17 | 21 | **38** | 339 | 480 | **819** | 12 | 39 | **51** | 4 | 19 | **23** | 368 | 531 | **899** | 237 | 334 | **571** |
| 14 | 637 | 3 | 5 | **8** | 3 | 13 | **16** | 89 | 162 | **251** | 4 | 9 | **13** | 1 | 11 | **12** | 3 | 17 | **20** | 70 | 142 | **212** | 3 | 22 | **25** | 3 | 8 | **11** | 77 | 168 | **245** | 85 | 151 | **236** |
| 15 | 1,565 | 7 | 9 | **16** | 7 | 25 | **32** | 206 | 422 | **628** | 12 | 13 | **25** | 6 | 24 | **30** | 15 | 32 | **47** | 147 | 364 | **511** | 9 | 49 | **58** | 7 | 10 | **17** | 150 | 405 | **555** | 192 | 402 | **594** |
| 16 | 1,466 | 4 | 14 | **18** | 5 | 33 | **38** | 192 | 372 | **564** | 5 | 17 | **22** | 9 | 22 | **31** | 9 | 37 | **46** | 181 | 316 | **497** | 15 | 51 | **66** | 4 | 17 | **21** | 172 | 366 | **538** | 176 | 344 | **520** |
| 17 | 1,641 | 4 | 11 | **15** | 10 | 26 | **36** | 210 | 401 | **611** | 11 | 15 | **26** | 3 | 25 | **28** | 5 | 34 | **39** | 254 | 374 | **628** | 17 | 39 | **56** | 7 | 16 | **23** | 245 | 412 | **657** | 196 | 356 | **552** |
| 18 | 1,291 | 2 | 12 | **14** | 16 | 25 | **41** | 183 | 309 | **492** | 4 | 17 | **21** | 7 | 21 | **28** | 8 | 25 | **33** | 167 | 297 | **464** | 18 | 34 | **52** | 3 | 10 | **13** | 156 | 327 | **483** | 156 | 290 | **446** |
| 19 | 1,063 | 4 | 7 | **11** | 6 | 13 | **19** | 143 | 239 | **382** | 3 | 11 | **14** | 6 | 13 | **19** | 7 | 20 | **27** | 143 | 250 | **393** | 5 | 22 | **27** | 1 | 13 | **14** | 142 | 280 | **422** | 125 | 225 | **350** |
| 20 | 760 | 2 | 6 | **8** | 2 | 16 | **18** | 104 | 207 | **311** | 4 | 12 | **16** | 9 | 13 | **22** | 11 | 16 | **27** | 118 | 143 | **261** | 3 | 25 | **28** | 2 | 7 | **9** | 114 | 159 | **273** | 89 | 183 | **272** |
| 21 | 1,195 | 5 | 8 | **13** | 7 | 20 | **27** | 137 | 305 | **442** | 14 | 19 | **33** | 3 | 25 | **28** | 8 | 27 | **35** | 134 | 242 | **376** | 8 | 31 | **39** | 2 | 13 | **15** | 146 | 292 | **438** | 130 | 293 | **423** |
| 22 | 959 | 3 | 8 | **11** | 2 | 20 | **22** | 112 | 199 | **311** | 4 | 17 | **21** | 6 | 15 | **21** | 6 | 28 | **34** | 123 | 242 | **365** | 4 | 32 | **36** | 5 | 13 | **18** | 127 | 278 | **405** | 96 | 179 | **275** |
| 23 | 1,279 | 3 | 5 | **8** | 1 | 11 | **12** | 158 | 339 | **497** | 5 | 18 | **23** | 7 | 27 | **34** | 10 | 29 | **39** | 166 | 271 | **437** | 4 | 34 | **38** | 4 | 8 | **12** | 156 | 312 | **468** | 143 | 329 | **472** |
| | **30,248** | **83** | **182** | **265** | **114** | **489** | **603** | **4,086** | **8,030** | **12,116** | **148** | **350** | **498** | **141** | **442** | **583** | **204** | **654** | **858** | **3,878** | **6,473** | **10,351** | **217** | **820** | **1,037** | **85** | **330** | **415** | **3,967** | **7,317** | **11,284** | **3,698** | **7,522** | **11,220** |

| | POLL BOOK TOTALS | Douglas **Levesque** (UST) | | | John J. **Tatar** (LIB) | | | Judith P. **Pritchett** (DEM) | | | Karen **Adams** (UST) | | | Logan R. **Smith** (WC) | | | Mary Anne **Hering** (WC) | | | Richard **Zeile** (REP) | | | Scotty **Boman** (LIB) | | | Sherry A. **Wells** (GRN) | | | Tami **Carlone** (REP) | | | Tiffany **Tilley** (DEM) | | |
|---|---|---|---|---|---|---|---|---|---|---|---|---|---|---|---|---|---|---|---|---|---|---|---|---|---|---|---|---|---|---|---|---|---|---|
| | | AV | Elec Day | TOTAL | AV | Elec Day | TOTAL | AV | Elec Day | TOTAL | AV | Elec Day | TOTAL | AV | Elec Day | TOTAL | AV | Elec Day | TOTAL | AV | Elec Day | TOTAL | AV | Elec Day | TOTAL | AV | Elec Day | TOTAL | AV | Elec Day | TOTAL | AV | Elec Day | TOTAL |
| **STERLING HEIGHTS** | | | | | | | | | | | | | | | | | | | | | | | | | | | | | | | | | | |
| 01 | 833 | 1 | 2 | **3** | 0 | 14 | **14** | 86 | 302 | **388** | 3 | 9 | **12** | 1 | 16 | **17** | 3 | 18 | **21** | 64 | 186 | **250** | 2 | 18 | **20** | 0 | 8 | **8** | 69 | 205 | **274** | 75 | 298 | **373** |
| 02 | 1,330 | 2 | 11 | **13** | 0 | 16 | **16** | 156 | 454 | **610** | 5 | 17 | **22** | 3 | 19 | **22** | 7 | 34 | **41** | 129 | 310 | **439** | 4 | 33 | **37** | 1 | 16 | **17** | 135 | 328 | **463** | 142 | 433 | **575** |
| 03 | 1,454 | 3 | 6 | **9** | 5 | 14 | **19** | 187 | 535 | **722** | 14 | 15 | **29** | 4 | 28 | **32** | 8 | 24 | **32** | 164 | 250 | **414** | 14 | 25 | **39** | 4 | 14 | **18** | 158 | 298 | **456** | 166 | 502 | **668** |
| 04 | 1,714 | 2 | 17 | **19** | 3 | 13 | **16** | 222 | 551 | **773** | 6 | 19 | **25** | 4 | 24 | **28** | 8 | 26 | **34** | 176 | 346 | **522** | 7 | 28 | **35** | 0 | 15 | **15** | 185 | 404 | **589** | 202 | 532 | **734** |
| 05 | 1,577 | 6 | 8 | **14** | 2 | 20 | **22** | 193 | 533 | **726** | 7 | 27 | **34** | 2 | 26 | **28** | 12 | 39 | **51** | 155 | 312 | **467** | 7 | 33 | **40** | 1 | 15 | **16** | 159 | 339 | **498** | 184 | 506 | **690** |
| 06 | 853 | 1 | 2 | **3** | 1 | 10 | **11** | 98 | 234 | **332** | 5 | 5 | **10** | 4 | 12 | **16** | 3 | 11 | **14** | 122 | 209 | **331** | 2 | 21 | **23** | 0 | 5 | **5** | 130 | 243 | **373** | 92 | 205 | **297** |
| 07 | 1,317 | 1 | 4 | **5** | 3 | 23 | **26** | 151 | 379 | **530** | 3 | 17 | **20** | 3 | 19 | **22** | 6 | 22 | **28** | 157 | 332 | **489** | 8 | 32 | **40** | 4 | 10 | **14** | 161 | 378 | **539** | 141 | 357 | **498** |
| 08 | 1,002 | 0 | 5 | **5** | 2 | 24 | **26** | 106 | 323 | **429** | 4 | 13 | **17** | 1 | 16 | **17** | 3 | 16 | **19** | 104 | 258 | **362** | 6 | 26 | **32** | 2 | 7 | **9** | 112 | 294 | **406** | 105 | 309 | **414** |
| 09 | 559 | 2 | 5 | **7** | 2 | 7 | **9** | 55 | 158 | **213** | 4 | 5 | **9** | 2 | 7 | **9** | 2 | 10 | **12** | 57 | 134 | **191** | 5 | 12 | **17** | 1 | 6 | **7** | 59 | 156 | **215** | 50 | 152 | **202** |
| 10 | 1,302 | 5 | 9 | **14** | 5 | 9 | **14** | 156 | 350 | **506** | 10 | 11 | **21** | 5 | 19 | **24** | 4 | 18 | **22** | 176 | 302 | **478** | 6 | 28 | **34** | 3 | 7 | **10** | 183 | 331 | **514** | 144 | 332 | **476** |
| 11 | 779 | 4 | 7 | **11** | 1 | 8 | **9** | 105 | 229 | **334** | 1 | 7 | **8** | 2 | 4 | **6** | 4 | 11 | **15** | 91 | 185 | **276** | 1 | 15 | **16** | 2 | 4 | **6** | 109 | 218 | **327** | 87 | 207 | **294** |
| 12 | 1,430 | 3 | 8 | **11** | 3 | 21 | **24** | 206 | 421 | **627** | 5 | 10 | **15** | 6 | 19 | **25** | 7 | 26 | **33** | 204 | 300 | **504** | 8 | 38 | **46** | 4 | 13 | **17** | 205 | 338 | **543** | 174 | 382 | **556** |
| 13 | 850 | 1 | 4 | **5** | 3 | 10 | **13** | 104 | 288 | **392** | 4 | 10 | **14** | 1 | 6 | **7** | 1 | 17 | **18** | 93 | 201 | **294** | 7 | 18 | **25** | 1 | 13 | **14** | 95 | 226 | **321** | 93 | 275 | **368** |
| 14 | 753 | 1 | 7 | **8** | 0 | 10 | **10** | 106 | 272 | **378** | 5 | 9 | **14** | 2 | 6 | **8** | 6 | 16 | **22** | 65 | 140 | **205** | 3 | 10 | **13** | 2 | 9 | **11** | 71 | 166 | **237** | 104 | 248 | **352** |
| 15 | 797 | 0 | 8 | **8** | 6 | 6 | **12** | 82 | 191 | **273** | 1 | 11 | **12** | 1 | 9 | **10** | 4 | 14 | **18** | 99 | 221 | **320** | 9 | 14 | **23** | 2 | 7 | **9** | 101 | 264 | **365** | 77 | 187 | **264** |
| 16 | 812 | 0 | 8 | **8** | 3 | 12 | **15** | 90 | 249 | **339** | 2 | 10 | **12** | 5 | 8 | **13** | 5 | 16 | **21** | 91 | 202 | **293** | 4 | 13 | **17** | 4 | 10 | **14** | 91 | 230 | **321** | 84 | 221 | **305** |
| 17 | 826 | 3 | 1 | **4** | 3 | 8 | **11** | 122 | 214 | **336** | 3 | 5 | **8** | 1 | 7 | **8** | 2 | 11 | **13** | 97 | 230 | **327** | 6 | 11 | **17** | 1 | 7 | **8** | 99 | 256 | **355** | 104 | 208 | **312** |

| | | | | | | | | | | | | | | | | | | | | | | | | | | | | | | | | | | | |
|---|---|---|---|---|---|---|---|---|---|---|---|---|---|---|---|---|---|---|---|---|---|---|---|---|---|---|---|---|---|---|---|---|---|---|---|
| 18 | 1,296 | 1 | 6 | 7 | 2 | 19 | 21 | 154 | 377 | 531 | 2 | 22 | 24 | 7 | 23 | 30 | 7 | 29 | 36 | 162 | 306 | 468 | 6 | 26 | 32 | 4 | 9 | 13 | 159 | 338 | 497 | 139 | 348 | 487 |
| 19 | 1,476 | 5 | 7 | 12 | 3 | 21 | 24 | 199 | 452 | 651 | 6 | 14 | 20 | 9 | 24 | 33 | 12 | 37 | 49 | 149 | 304 | 453 | 10 | 36 | 46 | 4 | 9 | 13 | 149 | 374 | 523 | 171 | 454 | 625 |
| 20 | 1,260 | 6 | 7 | 13 | 4 | 20 | 24 | 146 | 335 | 481 | 8 | 22 | 30 | 2 | 26 | 28 | 9 | 25 | 34 | 129 | 284 | 413 | 9 | 42 | 51 | 2 | 12 | 14 | 128 | 338 | 466 | 139 | 324 | 463 |
| 21 | 780 | 1 | 8 | 9 | 0 | 16 | 16 | 72 | 243 | 315 | 1 | 17 | 18 | 3 | 16 | 19 | 2 | 15 | 17 | 69 | 213 | 282 | 1 | 23 | 24 | 1 | 14 | 15 | 78 | 210 | 288 | 72 | 221 | 293 |
| 22 | 926 | 3 | 9 | 12 | 2 | 12 | 14 | 99 | 239 | 338 | 4 | 7 | 11 | 0 | 9 | 9 | 4 | 17 | 21 | 108 | 255 | 363 | 5 | 21 | 26 | 1 | 8 | 9 | 115 | 278 | 393 | 83 | 235 | 318 |
| 23 | 926 | 1 | 8 | 9 | 3 | 7 | 10 | 91 | 238 | 329 | 6 | 9 | 15 | 4 | 11 | 15 | 4 | 9 | 13 | 91 | 263 | 354 | 3 | 12 | 15 | 1 | 9 | 10 | 102 | 299 | 401 | 92 | 221 | 313 |
| 24 | 946 | 4 | 8 | 12 | 2 | 12 | 14 | 86 | 288 | 374 | 10 | 11 | 21 | 5 | 19 | 24 | 5 | 15 | 20 | 67 | 287 | 354 | 5 | 20 | 25 | 1 | 7 | 8 | 79 | 305 | 384 | 79 | 259 | 338 |
| 25 | 1,598 | 9 | 12 | 21 | 5 | 32 | 37 | 194 | 432 | 626 | 7 | 16 | 23 | 6 | 24 | 30 | 6 | 43 | 49 | 186 | 392 | 578 | 10 | 39 | 49 | 2 | 18 | 20 | 189 | 455 | 644 | 178 | 382 | 560 |
| 26 | 1,478 | 1 | 5 | 6 | 1 | 19 | 20 | 166 | 327 | 493 | 3 | 11 | 14 | 3 | 13 | 16 | 5 | 28 | 33 | 202 | 433 | 635 | 1 | 27 | 28 | 1 | 11 | 12 | 205 | 496 | 701 | 147 | 285 | 432 |
| 27 | 1,355 | 6 | 6 | 12 | 3 | 19 | 22 | 147 | 364 | 511 | 8 | 23 | 31 | 2 | 23 | 25 | 2 | 36 | 38 | 144 | 374 | 518 | 6 | 29 | 35 | 2 | 11 | 13 | 148 | 407 | 555 | 127 | 330 | 457 |
| 28 | 1,121 | 1 | 10 | 11 | 3 | 18 | 21 | 145 | 294 | 439 | 3 | 15 | 18 | 4 | 10 | 14 | 6 | 16 | 22 | 165 | 286 | 451 | 5 | 27 | 32 | 1 | 9 | 10 | 173 | 319 | 492 | 133 | 277 | 410 |
| 29 | 1,083 | 4 | 8 | 12 | 2 | 9 | 11 | 111 | 281 | 392 | 5 | 17 | 22 | 4 | 20 | 24 | 8 | 22 | 30 | 128 | 291 | 419 | 7 | 17 | 24 | 4 | 13 | 17 | 132 | 329 | 461 | 108 | 249 | 357 |
| 30 | 682 | 2 | 2 | 4 | 3 | 9 | 12 | 85 | 208 | 293 | 4 | 5 | 9 | 0 | 18 | 18 | 3 | 29 | 32 | 64 | 154 | 218 | 7 | 20 | 27 | 2 | 8 | 10 | 63 | 167 | 230 | 84 | 194 | 278 |
| 31 | 696 | 0 | 4 | 4 | 2 | 14 | 16 | 67 | 226 | 293 | 1 | 9 | 10 | 0 | 11 | 11 | 2 | 10 | 12 | 40 | 182 | 222 | 1 | 19 | 20 | 0 | 11 | 11 | 35 | 221 | 256 | 64 | 216 | 280 |
| 32 | 495 | 1 | 8 | 9 | 2 | 2 | 4 | 30 | 168 | 198 | 2 | 12 | 14 | 3 | 14 | 17 | 1 | 24 | 25 | 15 | 111 | 126 | 3 | 11 | 14 | 0 | 10 | 10 | 13 | 138 | 151 | 28 | 174 | 202 |
| 33 | 951 | 0 | 5 | 5 | 7 | 12 | 19 | 166 | 203 | 369 | 1 | 11 | 12 | 1 | 11 | 12 | 4 | 16 | 20 | 163 | 225 | 388 | 5 | 11 | 16 | 4 | 8 | 12 | 166 | 240 | 406 | 155 | 196 | 351 |
| 34 | 1,276 | 1 | 8 | 9 | 5 | 17 | 22 | 142 | 326 | 468 | 3 | 23 | 26 | 6 | 17 | 23 | 4 | 19 | 23 | 144 | 373 | 517 | 5 | 25 | 30 | 4 | 12 | 16 | 160 | 430 | 590 | 124 | 314 | 438 |
| 35 | 850 | 2 | 11 | 13 | 0 | 21 | 21 | 63 | 243 | 306 | 3 | 26 | 29 | 3 | 21 | 24 | 2 | 30 | 32 | 40 | 225 | 265 | 1 | 32 | 33 | 0 | 14 | 14 | 43 | 272 | 315 | 62 | 253 | 315 |
| 36 | 1,380 | 4 | 10 | 14 | 5 | 20 | 25 | 209 | 302 | 511 | 8 | 16 | 24 | 5 | 33 | 38 | 5 | 31 | 36 | 178 | 342 | 520 | 9 | 32 | 41 | 3 | 13 | 16 | 185 | 383 | 568 | 196 | 268 | 464 |
| 37 | 1,320 | 2 | 5 | 7 | 2 | 28 | 30 | 176 | 385 | 561 | 3 | 20 | 23 | 3 | 21 | 24 | 6 | 24 | 30 | 131 | 296 | 427 | 8 | 31 | 39 | 1 | 12 | 13 | 137 | 322 | 459 | 172 | 376 | 548 |
| 38 | 1,475 | 8 | 2 | 10 | 7 | 25 | 32 | 228 | 442 | 670 | 10 | 17 | 27 | 3 | 16 | 19 | 7 | 21 | 28 | 207 | 273 | 480 | 8 | 35 | 43 | 7 | 14 | 21 | 223 | 307 | 530 | 210 | 405 | 615 |
| 39 | 1,117 | 1 | 7 | 8 | 5 | 21 | 26 | 108 | 313 | 421 | 6 | 19 | 25 | 6 | 22 | 28 | 2 | 26 | 28 | 82 | 321 | 403 | 6 | 30 | 36 | 3 | 18 | 21 | 83 | 377 | 460 | 104 | 297 | 401 |
| 40 | 595 | 0 | 2 | 2 | 0 | 9 | 9 | 48 | 147 | 195 | 2 | 8 | 10 | 2 | 16 | 18 | 1 | 16 | 17 | 35 | 178 | 213 | 3 | 15 | 18 | 4 | 5 | 9 | 41 | 202 | 243 | 45 | 149 | 194 |
| 41 | 851 | 3 | 5 | 8 | 1 | 16 | 17 | 78 | 235 | 313 | 3 | 13 | 16 | 1 | 16 | 17 | 3 | 32 | 35 | 58 | 228 | 286 | 5 | 20 | 25 | 0 | 21 | 21 | 64 | 252 | 316 | 74 | 217 | 291 |
| 42 | 1,056 | 4 | 9 | 13 | 0 | 13 | 13 | 139 | 225 | 364 | 8 | 12 | 20 | 6 | 18 | 24 | 11 | 23 | 34 | 162 | 275 | 437 | 5 | 21 | 26 | 0 | 14 | 14 | 148 | 315 | 463 | 112 | 223 | 335 |
| 43 | 1,790 | 6 | 6 | 12 | 6 | 18 | 24 | 279 | 386 | 665 | 10 | 13 | 23 | 6 | 17 | 23 | 3 | 22 | 25 | 353 | 422 | 775 | 12 | 29 | 41 | 5 | 10 | 15 | 369 | 462 | 831 | 260 | 343 | 603 |
| 44 | 1,074 | 4 | 4 | 8 | 5 | 4 | 9 | 176 | 223 | 399 | 8 | 8 | 16 | 4 | 5 | 9 | 10 | 12 | 22 | 189 | 252 | 441 | 6 | 7 | 13 | 2 | 5 | 7 | 196 | 278 | 474 | 159 | 201 | 360 |
| 45 | 1,351 | 3 | 2 | 5 | 4 | 13 | 17 | 155 | 410 | 565 | 2 | 16 | 18 | 2 | 10 | 12 | 6 | 19 | 25 | 173 | 346 | 519 | 6 | 28 | 34 | 1 | 5 | 6 | 189 | 382 | 571 | 150 | 396 | 546 |
| | 49,392 | 118 | 296 | 414 | 126 | 671 | 797 | 5,984 | 13,995 | 19,979 | 219 | 612 | 831 | 147 | 729 | 876 | 225 | 975 | 1,200 | 5,678 | 12,009 | 17,687 | 257 | 1,060 | 1,317 | 92 | 476 | 568 | 5,894 | 13,570 | 19,464 | 5,491 | 13,161 | 18,652 |

## UTICA

| | POLL BOOK TOTALS | Douglas Levesque (UST) | | | John J. Tatar (LIB) | | | Judith P. Pritchett (DEM) | | | Karen Adams (UST) | | | Logan R. Smith (WC) | | | Mary Anne Hering (WC) | | | Richard Zeile (REP) | | | Scotty Boman (LIB) | | | Sherry A. Wells (GRN) | | | Tami Carlone (REP) | | | Tiffany Tilley (DEM) | | |
|---|---|---|---|---|---|---|---|---|---|---|---|---|---|---|---|---|---|---|---|---|---|---|---|---|---|---|---|---|---|---|---|---|---|---|
| | | AV | Elec Day | TOTAL | AV | Elec Day | TOTAL | AV | Elec Day | TOTAL | AV | Elec Day | TOTAL | AV | Elec Day | TOTAL | AV | Elec Day | TOTAL | AV | Elec Day | TOTAL | AV | Elec Day | TOTAL | AV | Elec Day | TOTAL | AV | Elec Day | TOTAL | AV | Elec Day | TOTAL |
| 01 | 427 | 1 | 5 | 6 | 1 | 12 | 13 | 23 | 139 | 162 | 1 | 12 | 13 | 0 | 3 | 3 | 2 | 11 | 13 | 25 | 108 | 133 | 4 | 18 | 22 | 2 | 7 | 9 | 28 | 125 | 153 | 23 | 127 | 150 |
| 02 | 807 | 0 | 3 | 3 | 3 | 13 | 16 | 62 | 188 | 250 | 1 | 9 | 10 | 5 | 12 | 17 | 4 | 18 | 22 | 93 | 227 | 320 | 3 | 23 | 26 | 2 | 11 | 13 | 92 | 261 | 353 | 56 | 168 | 224 |
| 03 | 903 | 3 | 5 | 8 | 1 | 12 | 13 | 90 | 278 | 368 | 5 | 15 | 20 | 2 | 15 | 17 | 6 | 29 | 35 | 95 | 203 | 298 | 6 | 21 | 27 | 3 | 3 | 6 | 97 | 245 | 342 | 77 | 277 | 354 |
| | 2,137 | 4 | 13 | 17 | 5 | 37 | 42 | 175 | 605 | 780 | 7 | 36 | 43 | 7 | 30 | 37 | 12 | 58 | 70 | 213 | 538 | 751 | 13 | 62 | 75 | 7 | 21 | 28 | 217 | 631 | 848 | 156 | 572 | 728 |

## WARREN

| | POLL BOOK TOTALS | Douglas Levesque (UST) | | | John J. Tatar (LIB) | | | Judith P. Pritchett (DEM) | | | Karen Adams (UST) | | | Logan R. Smith (WC) | | | Mary Anne Hering (WC) | | | Richard Zeile (REP) | | | Scotty Boman (LIB) | | | Sherry A. Wells (GRN) | | | Tami Carlone (REP) | | | Tiffany Tilley (DEM) | | |
|---|---|---|---|---|---|---|---|---|---|---|---|---|---|---|---|---|---|---|---|---|---|---|---|---|---|---|---|---|---|---|---|---|---|---|
| | | AV | Elec Day | TOTAL | AV | Elec Day | TOTAL | AV | Elec Day | TOTAL | AV | Elec Day | TOTAL | AV | Elec Day | TOTAL | AV | Elec Day | TOTAL | AV | Elec Day | TOTAL | AV | Elec Day | TOTAL | AV | Elec Day | TOTAL | AV | Elec Day | TOTAL | AV | Elec Day | TOTAL |
| 01 | 1,332 | 3 | 12 | 15 | 6 | 20 | 26 | 118 | 645 | 763 | 5 | 28 | 33 | 6 | 43 | 49 | 10 | 44 | 54 | 61 | 166 | 227 | 10 | 31 | 41 | 2 | 19 | 21 | 67 | 187 | 254 | 97 | 623 | 720 |
| 03 | 1,156 | 2 | 6 | 8 | 2 | 13 | 15 | 103 | 571 | 674 | 4 | 19 | 23 | 4 | 32 | 36 | 5 | 36 | 41 | 38 | 147 | 185 | 5 | 24 | 29 | 2 | 19 | 21 | 42 | 183 | 225 | 95 | 551 | 646 |
| 04 | 888 | 1 | 6 | 7 | 2 | 10 | 12 | 61 | 387 | 448 | 0 | 22 | 22 | 1 | 19 | 20 | 3 | 26 | 29 | 40 | 163 | 203 | 4 | 18 | 22 | 0 | 12 | 12 | 44 | 185 | 229 | 59 | 366 | 425 |
| 05 | 780 | 4 | 2 | 6 | 2 | 13 | 15 | 92 | 334 | 426 | 4 | 7 | 11 | 1 | 25 | 26 | 8 | 26 | 34 | 37 | 122 | 159 | 3 | 15 | 18 | 3 | 17 | 20 | 41 | 148 | 189 | 91 | 316 | 407 |
| 06 | 1,050 | 0 | 10 | 10 | 6 | 23 | 29 | 108 | 429 | 537 | 5 | 18 | 23 | 4 | 27 | 31 | 5 | 38 | 43 | 63 | 175 | 238 | 7 | 26 | 33 | 3 | 11 | 14 | 64 | 195 | 259 | 99 | 404 | 503 |
| 07 | 690 | 0 | 5 | 5 | 3 | 8 | 11 | 45 | 333 | 378 | 1 | 17 | 18 | 4 | 19 | 23 | 2 | 32 | 34 | 24 | 93 | 117 | 2 | 15 | 17 | 0 | 13 | 13 | 26 | 98 | 124 | 46 | 352 | 398 |
| 08 | 774 | 4 | 15 | 19 | 0 | 15 | 15 | 57 | 372 | 429 | 3 | 20 | 23 | 3 | 27 | 30 | 4 | 42 | 46 | 24 | 84 | 108 | 2 | 24 | 26 | 2 | 10 | 12 | 25 | 88 | 113 | 55 | 382 | 437 |
| 09 | 862 | 1 | 4 | 5 | 1 | 17 | 18 | 58 | 394 | 452 | 3 | 15 | 18 | 1 | 30 | 31 | 4 | 37 | 41 | 27 | 124 | 151 | 2 | 18 | 20 | 3 | 22 | 25 | 34 | 158 | 192 | 57 | 392 | 449 |
| 10 | 688 | 1 | 6 | 7 | 2 | 9 | 11 | 45 | 342 | 387 | 2 | 24 | 26 | 1 | 26 | 27 | 1 | 37 | 38 | 15 | 65 | 80 | 4 | 18 | 22 | 1 | 9 | 10 | 16 | 84 | 100 | 47 | 365 | 412 |
| 11 | 15 | 0 | 0 | 0 | 1 | 0 | 1 | 1 | 8 | 9 | 0 | 0 | 0 | 0 | 1 | 1 | 0 | 0 | 0 | 0 | 2 | 2 | 1 | 0 | 1 | 0 | 1 | 1 | 0 | 4 | 4 | 1 | 8 | 9 |
| 12 | 499 | 1 | 5 | 6 | 0 | 2 | 2 | 47 | 211 | 258 | 3 | 13 | 16 | 5 | 19 | 24 | 5 | 24 | 29 | 17 | 65 | 82 | 2 | 14 | 16 | 3 | 8 | 11 | 20 | 82 | 102 | 42 | 229 | 271 |
| 13 | 306 | 1 | 5 | 6 | 0 | 7 | 7 | 28 | 103 | 131 | 2 | 2 | 4 | 0 | 7 | 7 | 1 | 12 | 13 | 19 | 62 | 81 | 1 | 13 | 14 | 0 | 3 | 3 | 22 | 84 | 106 | 24 | 97 | 121 |

| | | |

365,489 931 2,170 3,101 1,163 5,278 6,441 43,795 100,355 144,150 1,788 4,835 6,623 1,468 5,808 7,276 2,152 8,156 10,308 43,936 84,645 128,581 2,142 8,049 10,191 745 3,630 4,375 45,887 95,956 141,843 40,028 95,792 135,820

□ Yellow in the TOTALS column means precinct hasn't reported
■■■ indicates AV (Absentee) results are included in Elec Day results




# Regent of The University of Michigan

**Two 8-year terms**

Official results, updated **November 20, 2:34 PM**

Race List | Race Summary | Race Details | Race Details (Printer Friendly)

| POLL BOOK TOTALS | Andrea Fischer Newman (REP) | | | Andrew Richner (REP) | | | Crystal Van Sickle (UST) | | | James Lewis Hudler (LIB) | | | Joe Sanger (UST) | | | John Jascob (LIB) | | | Jordan Acker (DEM) | | | Kevin A. Graves (GRN) | | | Marge Katchmark Sallows (NLP) | | | Paul Brown (DEM) | | |
|---|---|---|---|---|---|---|---|---|---|---|---|---|---|---|---|---|---|---|---|---|---|---|---|---|---|---|---|---|---|---|
| | AV | Elec Day | TOTAL | AV | Elec Day | TOTAL | AV | Elec Day | TOTAL | AV | Elec Day | TOTAL | AV | Elec Day | TOTAL | AV | Elec Day | TOTAL | AV | Elec Day | TOTAL | AV | Elec Day | TOTAL | AV | Elec Day | TOTAL | AV | Elec Day | TOTAL |
| **ARMADA TOWNSHIP** | | | | | | | | | | | | | | | | | | | | | | | | | | | | | | |
| 01 1,617 | 237 | 507 | **744** | 244 | 444 | **688** | 13 | 29 | **42** | 7 | 28 | **35** | 8 | 22 | **30** | 6 | 31 | **37** | 127 | 291 | **418** | 4 | 18 | **22** | 3 | 14 | **17** | 116 | 249 | **365** |
| 02 1,081 | 129 | 402 | **531** | 133 | 391 | **524** | 5 | 23 | **28** | 3 | 13 | **16** | 4 | 14 | **18** | 1 | 19 | **20** | 96 | 153 | **249** | 3 | 11 | **14** | 2 | 7 | **9** | 90 | 138 | **228** |
| **2,698** | **366** | **909** | **1,275** | **377** | **835** | **1,212** | **18** | **52** | **70** | **10** | **41** | **51** | **12** | **36** | **48** | **7** | **50** | **57** | **223** | **444** | **667** | **7** | **29** | **36** | **5** | **21** | **26** | **206** | **387** | **593** |

| POLL BOOK TOTALS | Andrea Fischer Newman (REP) | | | Andrew Richner (REP) | | | Crystal Van Sickle (UST) | | | James Lewis Hudler (LIB) | | | Joe Sanger (UST) | | | John Jascob (LIB) | | | Jordan Acker (DEM) | | | Kevin A. Graves (GRN) | | | Marge Katchmark Sallows (NLP) | | | Paul Brown (DEM) | | |
|---|---|---|---|---|---|---|---|---|---|---|---|---|---|---|---|---|---|---|---|---|---|---|---|---|---|---|---|---|---|---|
| | AV | Elec Day | TOTAL | AV | Elec Day | TOTAL | AV | Elec Day | TOTAL | AV | Elec Day | TOTAL | AV | Elec Day | TOTAL | AV | Elec Day | TOTAL | AV | Elec Day | TOTAL | AV | Elec Day | TOTAL | AV | Elec Day | TOTAL | AV | Elec Day | TOTAL |
| **BRUCE TOWNSHIP** | | | | | | | | | | | | | | | | | | | | | | | | | | | | | | |
| 01 891 | 98 | 255 | **353** | 99 | 236 | **335** | 7 | 7 | **14** | 2 | 25 | **27** | 4 | 7 | **11** | 2 | 23 | **25** | 81 | 191 | **272** | 2 | 17 | **19** | 2 | 5 | **7** | 80 | 197 | **277** |
| 02 1,627 | 264 | 628 | **892** | 249 | 603 | **852** | 12 | 19 | **31** | 7 | 20 | **27** | 3 | 12 | **15** | 9 | 27 | **36** | 116 | 244 | **360** | 3 | 10 | **13** | 2 | 8 | **10** | 123 | 246 | **369** |
| 03 986 | 159 | 333 | **492** | 143 | 329 | **472** | 6 | 16 | **22** | 2 | 12 | **14** | 8 | 17 | **25** | 4 | 18 | **22** | 81 | 180 | **261** | 5 | 9 | **14** | 5 | 6 | **11** | 85 | 166 | **251** |
| 04 1,140 | 160 | 450 | **610** | 155 | 426 | **581** | 3 | 15 | **18** | 3 | 16 | **19** | 2 | 15 | **17** | 4 | 17 | **21** | 77 | 164 | **241** | 5 | 8 | **13** | 1 | 5 | **6** | 86 | 147 | **233** |
| **4,644** | **681** | **1,666** | **2,347** | **646** | **1,594** | **2,240** | **28** | **57** | **85** | **14** | **73** | **87** | **17** | **51** | **68** | **19** | **85** | **104** | **355** | **779** | **1,134** | **15** | **44** | **59** | **10** | **24** | **34** | **374** | **756** | **1,130** |

| POLL BOOK TOTALS | Andrea Fischer Newman (REP) | | | Andrew Richner (REP) | | | Crystal Van Sickle (UST) | | | James Lewis Hudler (LIB) | | | Joe Sanger (UST) | | | John Jascob (LIB) | | | Jordan Acker (DEM) | | | Kevin A. Graves (GRN) | | | Marge Katchmark Sallows (NLP) | | | Paul Brown (DEM) | | |
|---|---|---|---|---|---|---|---|---|---|---|---|---|---|---|---|---|---|---|---|---|---|---|---|---|---|---|---|---|---|---|
| | AV | Elec Day | TOTAL | AV | Elec Day | TOTAL | AV | Elec Day | TOTAL | AV | Elec Day | TOTAL | AV | Elec Day | TOTAL | AV | Elec Day | TOTAL | AV | Elec Day | TOTAL | AV | Elec Day | TOTAL | AV | Elec Day | TOTAL | AV | Elec Day | TOTAL |
| **CENTER LINE** | | | | | | | | | | | | | | | | | | | | | | | | | | | | | | |
| 01 752 | 64 | 222 | **286** | 55 | 187 | **242** | 4 | 11 | **15** | 1 | 12 | **13** | 6 | 8 | **14** | 1 | 11 | **12** | 70 | 238 | **308** | 3 | 6 | **9** | 3 | 13 | **16** | 65 | 219 | **284** |
| 02 585 | 41 | 105 | **146** | 28 | 100 | **128** | 5 | 13 | **18** | 3 | 13 | **16** | 6 | 9 | **15** | 3 | 17 | **20** | 116 | 179 | **295** | 0 | 6 | **6** | 3 | 7 | **10** | 107 | 168 | **275** |
| 03 918 | 58 | 166 | **224** | 51 | 158 | **209** | 5 | 27 | **32** | 2 | 17 | **19** | 3 | 16 | **19** | 2 | 25 | **27** | 79 | 377 | **456** | 0 | 25 | **25** | 1 | 18 | **19** | 82 | 351 | **433** |
| 04 461 | 27 | 107 | **134** | 24 | 95 | **119** | 2 | 13 | **15** | 2 | 4 | **6** | 2 | 6 | **8** | 2 | 3 | **5** | 36 | 182 | **218** | 0 | 6 | **6** | 0 | 9 | **9** | 35 | 163 | **198** |
| 05 490 | 21 | 135 | **156** | 20 | 110 | **130** | 3 | 13 | **16** | 2 | 9 | **11** | 3 | 6 | **9** | 0 | 13 | **13** | 31 | 182 | **213** | 0 | 10 | **10** | 3 | 6 | **9** | 33 | 163 | **196** |
| **3,216** | **211** | **735** | **946** | **178** | **650** | **828** | **19** | **77** | **96** | **10** | **55** | **65** | **20** | **45** | **65** | **8** | **69** | **77** | **332** | **1,158** | **1,490** | **3** | **53** | **56** | **10** | **53** | **63** | **322** | **1,064** | **1,386** |

| POLL BOOK TOTALS | Andrea Fischer Newman (REP) | | | Andrew Richner (REP) | | | Crystal Van Sickle (UST) | | | James Lewis Hudler (LIB) | | | Joe Sanger (UST) | | | John Jascob (LIB) | | | Jordan Acker (DEM) | | | Kevin A. Graves (GRN) | | | Marge Katchmark Sallows (NLP) | | | Paul Brown (DEM) | | |
|---|---|---|---|---|---|---|---|---|---|---|---|---|---|---|---|---|---|---|---|---|---|---|---|---|---|---|---|---|---|---|
| | AV | Elec Day | TOTAL | AV | Elec Day | TOTAL | AV | Elec Day | TOTAL | AV | Elec Day | TOTAL | AV | Elec Day | TOTAL | AV | Elec Day | TOTAL | AV | Elec Day | TOTAL | AV | Elec Day | TOTAL | AV | Elec Day | TOTAL | AV | Elec Day | TOTAL |
| **CHESTERFIELD TOWNSHIP** | | | | | | | | | | | | | | | | | | | | | | | | | | | | | | |
| 01 1,185 | 170 | 306 | **476** | 155 | 271 | **426** | 9 | 20 | **29** | 7 | 17 | **24** | 10 | 14 | **24** | 6 | 19 | **25** | 147 | 266 | **413** | 4 | 3 | **7** | 3 | 7 | **10** | 144 | 247 | **391** |
| 02 1,229 | 168 | 346 | **514** | 159 | 304 | **463** | 11 | 28 | **39** | 3 | 20 | **23** | 7 | 15 | **22** | 5 | 21 | **26** | 105 | 253 | **358** | 2 | 13 | **15** | 4 | 17 | **21** | 100 | 235 | **335** |
| 03 1,578 | 137 | 508 | **645** | 142 | 463 | **605** | 8 | 33 | **41** | 2 | 26 | **28** | 11 | 18 | **29** | 3 | 26 | **29** | 118 | 377 | **495** | 5 | 18 | **23** | 4 | 14 | **18** | 120 | 363 | **483** |
| 04 1,479 | 203 | 441 | **644** | 191 | 401 | **592** | 8 | 18 | **26** | 4 | 18 | **22** | 9 | 28 | **37** | 7 | 23 | **30** | 145 | 318 | **463** | 3 | 21 | **24** | 3 | 12 | **15** | 130 | 310 | **440** |

| | | | | | | | | | | | | | | | | | | | | | | | | | | | | | | | | | |
|---|---|---|---|---|---|---|---|---|---|---|---|---|---|---|---|---|---|---|---|---|---|---|---|---|---|---|---|---|---|---|---|---|---|
| 05 | 1,105 | 156 | 298 | **454** | 147 | 263 | **410** | 9 | 14 | **23** | 5 | 19 | **24** | 9 | 12 | **21** | 4 | 17 | **21** | 143 | 207 | **350** | 5 | 11 | **16** | 7 | 6 | **13** | 141 | 193 | **334** |
| 06 | 1,454 | 128 | 419 | **547** | 115 | 376 | **491** | 11 | 29 | **40** | 2 | 22 | **24** | 9 | 23 | **32** | 1 | 32 | **33** | 94 | 437 | **531** | 2 | 30 | **32** | 3 | 12 | **15** | 96 | 392 | **488** |
| 07 | 1,333 | 187 | 430 | **617** | 170 | 375 | **545** | 10 | 18 | **28** | 2 | 14 | **16** | 9 | 12 | **21** | 2 | 15 | **17** | 119 | 270 | **389** | 1 | 12 | **13** | 2 | 14 | **16** | 118 | 249 | **367** |
| 08 | 1,444 | 181 | 456 | **637** | 162 | 414 | **576** | 9 | 24 | **33** | 8 | 18 | **26** | 7 | 22 | **29** | 8 | 14 | **22** | 122 | 276 | **398** | 4 | 17 | **21** | 8 | 15 | **23** | 112 | 287 | **399** |
| 09 | 1,233 | 150 | 354 | **504** | 141 | 317 | **458** | 11 | 12 | **23** | 4 | 13 | **17** | 10 | 8 | **18** | 7 | 16 | **23** | 125 | 268 | **393** | 7 | 12 | **19** | 3 | 6 | **9** | 110 | 242 | **352** |
| 10 | 1,486 | 392 | 422 | **814** | 381 | 380 | **761** | 11 | 12 | **23** | 6 | 29 | **35** | 10 | 9 | **19** | 4 | 27 | **31** | 161 | 167 | **328** | 3 | 9 | **12** | 4 | 7 | **11** | 152 | 162 | **314** |
| 11 | 1,581 | 233 | 434 | **667** | 225 | 388 | **613** | 9 | 27 | **36** | 4 | 20 | **24** | 12 | 19 | **31** | 2 | 17 | **19** | 180 | 330 | **510** | 0 | 16 | **16** | 4 | 12 | **16** | 183 | 301 | **484** |
| 12 | 1,038 | 57 | 314 | **371** | 52 | 262 | **314** | 9 | 26 | **35** | 6 | 15 | **21** | 4 | 15 | **19** | 6 | 15 | **21** | 81 | 336 | **417** | 2 | 17 | **19** | 2 | 10 | **12** | 74 | 297 | **371** |
| 13 | 1,618 | 244 | 439 | **683** | 221 | 382 | **603** | 9 | 32 | **41** | 3 | 21 | **24** | 5 | 18 | **23** | 2 | 26 | **28** | 188 | 365 | **553** | 2 | 12 | **14** | 3 | 8 | **11** | 183 | 339 | **522** |
| 14 | 1,711 | 209 | 535 | **744** | 190 | 502 | **692** | 10 | 27 | **37** | 4 | 26 | **30** | 9 | 15 | **24** | 4 | 21 | **25** | 134 | 397 | **531** | 3 | 16 | **19** | 4 | 12 | **16** | 130 | 360 | **490** |
| | **19,474** | **2,615** | **5,702** | **8,317** | **2,451** | **5,098** | **7,549** | **134** | **320** | **454** | **60** | **278** | **338** | **121** | **228** | **349** | **61** | **289** | **350** | **1,862** | **4,267** | **6,129** | **43** | **207** | **250** | **54** | **152** | **206** | **1,793** | **3,977** | **5,770** |

| POLL BOOK TOTALS | Andrea Fischer Newman (REP) | | | Andrew Richner (REP) | | | Crystal Van Sickle (UST) | | | James Lewis Hudler (LIB) | | | Joe Sanger (UST) | | | John Jascob (LIB) | | | Jordan Acker (DEM) | | | Kevin A. Graves (GRN) | | | Marge Katchmark Sallows (NLP) | | | Paul Brown (DEM) | | |
|---|---|---|---|---|---|---|---|---|---|---|---|---|---|---|---|---|---|---|---|---|---|---|---|---|---|---|---|---|---|---|
| | AV | Elec Day | TOTAL | AV | Elec Day | TOTAL | AV | Elec Day | TOTAL | AV | Elec Day | TOTAL | AV | Elec Day | TOTAL | AV | Elec Day | TOTAL | AV | Elec Day | TOTAL | AV | Elec Day | TOTAL | AV | Elec Day | TOTAL | AV | Elec Day | TOTAL |
| **CLINTON TOWNSHIP** | | | | | | | | | | | | | | | | | | | | | | | | | | | | | | |
| 01 | 912 | 168 | 189 | **357** | 138 | 177 | **315** | 14 | 20 | **34** | 1 | 13 | **14** | 7 | 9 | **16** | 1 | 15 | **16** | 153 | 188 | **341** | 2 | 6 | **8** | 4 | 6 | **10** | 152 | 189 | **341** |
| 02 | 417 | 64 | 107 | **171** | 52 | 86 | **138** | 5 | 8 | **13** | 1 | 5 | **6** | 2 | 5 | **7** | 0 | 7 | **7** | 42 | 109 | **151** | 1 | 5 | **6** | 2 | 7 | **9** | 39 | 97 | **136** |
| 03 | 1,018 | 74 | 223 | **297** | 64 | 199 | **263** | 5 | 26 | **31** | 2 | 15 | **17** | 5 | 16 | **21** | 1 | 21 | **22** | 106 | 367 | **473** | 3 | 17 | **20** | 3 | 15 | **18** | 100 | 332 | **432** |
| 04 | 277 | 44 | 51 | **95** | 39 | 55 | **94** | 2 | 3 | **5** | 1 | 4 | **5** | 3 | 3 | **6** | 0 | 6 | **6** | 41 | 73 | **114** | 2 | 2 | **4** | 2 | 1 | **3** | 39 | 72 | **111** |
| 05 | 780 | 4 | 31 | **35** | 2 | 33 | **35** | 4 | 24 | **28** | 1 | 5 | **6** | 2 | 6 | **8** | 1 | 7 | **8** | 105 | 480 | **585** | 4 | 9 | **13** | 5 | 4 | **9** | 105 | 457 | **562** |
| 06 | 1,012 | 100 | 157 | **257** | 94 | 153 | **247** | 4 | 18 | **22** | 3 | 19 | **22** | 2 | 12 | **14** | 3 | 14 | **17** | 160 | 358 | **518** | 1 | 12 | **13** | 3 | 8 | **11** | 161 | 345 | **506** |
| 07 | 482 | 55 | 118 | **173** | 52 | 90 | **142** | 2 | 10 | **12** | 0 | 11 | **11** | 1 | 2 | **3** | 1 | 10 | **11** | 57 | 137 | **194** | 1 | 4 | **5** | 1 | 6 | **7** | 54 | 124 | **178** |
| 08 | 822 | 91 | 212 | **303** | 81 | 187 | **268** | 4 | 19 | **23** | 4 | 9 | **13** | 6 | 10 | **16** | 4 | 6 | **10** | 87 | 225 | **312** | 3 | 8 | **11** | 2 | 6 | **8** | 88 | 239 | **327** |
| 09 | 564 | 59 | 151 | **210** | 53 | 146 | **199** | 4 | 9 | **13** | 4 | 8 | **12** | 3 | 7 | **10** | 2 | 9 | **11** | 66 | 153 | **219** | 0 | 8 | **8** | 2 | 7 | **9** | 66 | 137 | **203** |
| 10 | 836 | 159 | 225 | **384** | 138 | 205 | **343** | 6 | 11 | **17** | 6 | 9 | **15** | 2 | 0 | **2** | 4 | 14 | **18** | 102 | 162 | **264** | 0 | 8 | **8** | 3 | 9 | **12** | 94 | 153 | **247** |
| 11 | 897 | 70 | 162 | **232** | 64 | 156 | **220** | 6 | 25 | **31** | 1 | 15 | **16** | 3 | 8 | **11** | 4 | 21 | **25** | 86 | 347 | **433** | 3 | 14 | **17** | 2 | 18 | **20** | 85 | 346 | **431** |
| 12 | 468 | 43 | 100 | **143** | 38 | 101 | **139** | 3 | 16 | **19** | 0 | 9 | **9** | 1 | 5 | **6** | 0 | 18 | **18** | 55 | 142 | **197** | 3 | 6 | **9** | 2 | 2 | **4** | 60 | 134 | **194** |
| 13 | 1,046 | 77 | 265 | **342** | 73 | 237 | **310** | 12 | 27 | **39** | 2 | 17 | **19** | 6 | 23 | **29** | 4 | 21 | **25** | 78 | 356 | **434** | 3 | 18 | **21** | 1 | 14 | **15** | 71 | 332 | **403** |
| 14 | 386 | 36 | 116 | **152** | 35 | 111 | **146** | 4 | 9 | **13** | 0 | 11 | **11** | 4 | 5 | **9** | 1 | 8 | **9** | 34 | 82 | **116** | 1 | 7 | **8** | 2 | 7 | **9** | 31 | 78 | **109** |
| 15 | 744 | 72 | 202 | **274** | 71 | 181 | **252** | 6 | 22 | **28** | 0 | 13 | **13** | 3 | 9 | **12** | 0 | 14 | **14** | 74 | 201 | **275** | 1 | 12 | **13** | 3 | 8 | **11** | 68 | 192 | **260** |
| 16 | 1,021 | 169 | 200 | **369** | 148 | 180 | **328** | 13 | 21 | **34** | 2 | 13 | **15** | 11 | 12 | **23** | 2 | 11 | **13** | 178 | 253 | **431** | 2 | 6 | **8** | 6 | 8 | **14** | 155 | 250 | **405** |
| 17 | 786 | 79 | 205 | **284** | 69 | 178 | **247** | 5 | 22 | **27** | 1 | 13 | **14** | 3 | 9 | **12** | 3 | 11 | **14** | 93 | 187 | **280** | 3 | 21 | **24** | 1 | 13 | **14** | 100 | 172 | **272** |
| 18 | 853 | 124 | 222 | **346** | 101 | 196 | **297** | 3 | 9 | **12** | 5 | 10 | **15** | 3 | 7 | **10** | 3 | 8 | **11** | 109 | 171 | **280** | 1 | 11 | **12** | 2 | 6 | **8** | 105 | 160 | **265** |
| 19 | 903 | 197 | 219 | **416** | 191 | 203 | **394** | 14 | 10 | **24** | 5 | 3 | **8** | 12 | 8 | **20** | 5 | 8 | **13** | 132 | 130 | **262** | 3 | 5 | **8** | 2 | 4 | **6** | 135 | 115 | **250** |
| 20 | 229 | 0 | 29 | **29** | 0 | 28 | **28** | 0 | 9 | **9** | 0 | 1 | **1** | 0 | 3 | **3** | 0 | 4 | **4** | 7 | 146 | **153** | 0 | 2 | **2** | 0 | 1 | **1** | 7 | 132 | **139** |
| 21 | 535 | 49 | 98 | **147** | 49 | 84 | **133** | 5 | 6 | **11** | 0 | 8 | **8** | 4 | 4 | **8** | 1 | 8 | **9** | 107 | 158 | **265** | 2 | 6 | **8** | 4 | 5 | **9** | 105 | 142 | **247** |
| 22 | 1,073 | 95 | 157 | **252** | 88 | 141 | **229** | 6 | 28 | **34** | 2 | 10 | **12** | 4 | 6 | **10** | 1 | 15 | **16** | 154 | 439 | **593** | 1 | 10 | **11** | 1 | 14 | **15** | 142 | 413 | **555** |
| 23 | 1,288 | 198 | 313 | **511** | 174 | 283 | **457** | 4 | 19 | **23** | 6 | 20 | **26** | 5 | 8 | **13** | 4 | 16 | **20** | 149 | 307 | **456** | 2 | 14 | **16** | 5 | 6 | **11** | 153 | 286 | **439** |
| 24 | 747 | 126 | 187 | **313** | 111 | 159 | **270** | 1 | 13 | **14** | 2 | 6 | **8** | 1 | 11 | **12** | 1 | 10 | **11** | 94 | 161 | **255** | 2 | 7 | **9** | 2 | 6 | **8** | 92 | 159 | **251** |
| 25 | 885 | 103 | 207 | **310** | 95 | 186 | **281** | 6 | 28 | **34** | 1 | 12 | **13** | 3 | 14 | **17** | 2 | 7 | **9** | 118 | 261 | **379** | 0 | 9 | **9** | 1 | 15 | **16** | 118 | 234 | **352** |
| 26 | 1,061 | 188 | 256 | **444** | 187 | 227 | **414** | 7 | 17 | **24** | 3 | 15 | **18** | 11 | 6 | **17** | 3 | 13 | **16** | 117 | 287 | **404** | 1 | 7 | **8** | 3 | 9 | **12** | 119 | 272 | **391** |
| 27 | 915 | 200 | 239 | **439** | 183 | 201 | **384** | 5 | 12 | **17** | 6 | 8 | **14** | 5 | 10 | **15** | 5 | 7 | **12** | 140 | 160 | **300** | 3 | 4 | **7** | 3 | 5 | **8** | 136 | 137 | **273** |
| 28 | 914 | 54 | 121 | **175** | 49 | 103 | **152** | 8 | 23 | **31** | 0 | 10 | **10** | 4 | 12 | **16** | 1 | 9 | **10** | 109 | 430 | **539** | 3 | 17 | **20** | 5 | 10 | **15** | 108 | 416 | **524** |
| 29 | 1,249 | 211 | 334 | **545** | 198 | 304 | **502** | 5 | 11 | **16** | 8 | 17 | **25** | 4 | 9 | **13** | 7 | 15 | **22** | 181 | 248 | **429** | 7 | 11 | **18** | 7 | 9 | **16** | 175 | 221 | **396** |
| 30 | 941 | 83 | 198 | **281** | 82 | 179 | **261** | 10 | 14 | **24** | 1 | 15 | **16** | 6 | 10 | **16** | 6 | 13 | **19** | 112 | 302 | **414** | 0 | 8 | **8** | 2 | 7 | **9** | 116 | 289 | **405** |
| 31 | 1,136 | 101 | 286 | **387** | 90 | 241 | **331** | 6 | 19 | **25** | 3 | 21 | **24** | 2 | 24 | **26** | 2 | 20 | **22** | 113 | 362 | **475** | 1 | 14 | **15** | 5 | 8 | **13** | 111 | 327 | **438** |
| 32 | 678 | 140 | 173 | **313** | 133 | 155 | **288** | 7 | 8 | **15** | 1 | 4 | **5** | 7 | 7 | **14** | 1 | 4 | **5** | 82 | 146 | **228** | 0 | 5 | **5** | 4 | 3 | **7** | 78 | 141 | **219** |
| 33 | 1,439 | 172 | 316 | **488** | 163 | 265 | **428** | 9 | 13 | **22** | 6 | 24 | **30** | 2 | 10 | **12** | 2 | 24 | **26** | 211 | 419 | **630** | 5 | 15 | **20** | 3 | 11 | **14** | 210 | 397 | **607** |

| | | | | | | | | | | | | | | | | | | | | | | | | | | | | | | | | | |
|---|---|---|---|---|---|---|---|---|---|---|---|---|---|---|---|---|---|---|---|---|---|---|---|---|---|---|---|---|---|---|---|---|---|
| 34 | 1,195 | 56 | 238 | 294 | 45 | 214 | 259 | 7 | 16 | 23 | 3 | 26 | 29 | 0 | 7 | 7 | 0 | 25 | 25 | 115 | 567 | 682 | 1 | 13 | 14 | 0 | 14 | 14 | 113 | 517 | 630 |
| 35 | 1,529 | 336 | 318 | 654 | 312 | 276 | 588 | 13 | 17 | 30 | 10 | 23 | 33 | 4 | 12 | 16 | 7 | 22 | 29 | 292 | 255 | 547 | 5 | 10 | 15 | 5 | 12 | 17 | 281 | 231 | 512 |
| 36 | 1,108 | 158 | 216 | 374 | 145 | 197 | 342 | 3 | 19 | 22 | 5 | 23 | 28 | 6 | 11 | 17 | 6 | 18 | 24 | 122 | 374 | 496 | 5 | 15 | 20 | 4 | 6 | 10 | 128 | 343 | 471 |
| 37 | 1,380 | 245 | 274 | 519 | 236 | 228 | 464 | 10 | 12 | 22 | 7 | 13 | 20 | 11 | 7 | 18 | 3 | 13 | 16 | 239 | 289 | 528 | 2 | 7 | 9 | 4 | 9 | 13 | 227 | 267 | 494 |
| 38 | 873 | 147 | 256 | 403 | 138 | 233 | 371 | 5 | 12 | 17 | 4 | 15 | 19 | 4 | 10 | 14 | 4 | 12 | 16 | 116 | 160 | 276 | 2 | 5 | 7 | 1 | 3 | 4 | 117 | 157 | 274 |
| 39 | 823 | 154 | 165 | 319 | 155 | 149 | 304 | 6 | 6 | 12 | 7 | 13 | 20 | 4 | 6 | 10 | 3 | 8 | 11 | 126 | 161 | 287 | 0 | 4 | 4 | 2 | 3 | 5 | 129 | 154 | 283 |
| 40 | 1,252 | 202 | 303 | 505 | 192 | 270 | 462 | 15 | 19 | 34 | 5 | 11 | 16 | 15 | 14 | 29 | 4 | 11 | 15 | 144 | 315 | 459 | 7 | 9 | 16 | 4 | 8 | 12 | 137 | 273 | 410 |
| 41 | 980 | 138 | 249 | 387 | 129 | 227 | 356 | 11 | 6 | 17 | 5 | 10 | 15 | 8 | 7 | 15 | 3 | 14 | 17 | 125 | 226 | 351 | 2 | 12 | 14 | 5 | 7 | 12 | 120 | 206 | 326 |
| 42 | 1,203 | 141 | 228 | 369 | 121 | 190 | 311 | 5 | 22 | 27 | 5 | 18 | 23 | 5 | 10 | 15 | 7 | 18 | 25 | 157 | 410 | 567 | 5 | 14 | 19 | 1 | 11 | 12 | 150 | 394 | 544 |
| 43 | 527 | 96 | 157 | 253 | 96 | 143 | 239 | 7 | 7 | 14 | 1 | 2 | 3 | 3 | 1 | 4 | 4 | 4 | 8 | 63 | 101 | 164 | 2 | 5 | 7 | 3 | 5 | 8 | 59 | 96 | 155 |
| 44 | 1,576 | 342 | 336 | 678 | 300 | 320 | 620 | 14 | 14 | 28 | 5 | 13 | 18 | 7 | 11 | 18 | 7 | 15 | 22 | 233 | 304 | 537 | 4 | 13 | 17 | 3 | 10 | 13 | 230 | 273 | 503 |
| 45 | 1,039 | 158 | 293 | 451 | 144 | 263 | 407 | 9 | 6 | 15 | 1 | 8 | 9 | 7 | 9 | 16 | 5 | 8 | 13 | 131 | 190 | 321 | 5 | 8 | 13 | 3 | 7 | 10 | 124 | 184 | 308 |
| 46 | 1,681 | 379 | 294 | 673 | 338 | 258 | 596 | 6 | 13 | 19 | 5 | 13 | 18 | 8 | 9 | 17 | 8 | 8 | 16 | 295 | 381 | 676 | 7 | 12 | 19 | 11 | 5 | 16 | 288 | 376 | 664 |
| | 42,480 | 5,957 | 9,396 | 15,353 | 5,456 | 8,398 | 13,854 | 306 | 698 | 1,004 | 141 | 561 | 702 | 219 | 404 | 623 | 136 | 570 | 706 | 5,610 | 11,680 | 17,290 | 111 | 435 | 546 | 139 | 358 | 497 | 5,481 | 10,961 | 16,442 |

| POLL BOOK TOTALS | Andrea Fischer Newman (REP) | | | Andrew Richner (REP) | | | Crystal Van Sickle (UST) | | | James Lewis Hudler (LIB) | | | Joe Sanger (UST) | | | John Jascob (LIB) | | | Jordan Acker (DEM) | | | Kevin A. Graves (GRN) | | | Marge Katchmark Sallows (NLP) | | | Paul Brown (DEM) | | |
|---|---|---|---|---|---|---|---|---|---|---|---|---|---|---|---|---|---|---|---|---|---|---|---|---|---|---|---|---|---|---|
| | AV | Elec Day | TOTAL | AV | Elec Day | TOTAL | AV | Elec Day | TOTAL | AV | Elec Day | TOTAL | AV | Elec Day | TOTAL | AV | Elec Day | TOTAL | AV | Elec Day | TOTAL | AV | Elec Day | TOTAL | AV | Elec Day | TOTAL | AV | Elec Day | TOTAL |
| EASTPOINTE | | | | | | | | | | | | | | | | | | | | | | | | | | | | | | |
| 01 | 712 | 25 | 79 | 104 | 27 | 69 | 96 | 5 | 16 | 21 | 0 | 7 | 7 | 5 | 4 | 9 | 0 | 6 | 6 | 81 | 357 | 438 | 2 | 14 | 16 | 0 | 10 | 10 | 77 | 335 | 412 |
| 02 | 1,140 | 74 | 138 | 212 | 64 | 130 | 194 | 7 | 33 | 40 | 5 | 21 | 26 | 3 | 14 | 17 | 7 | 23 | 30 | 158 | 493 | 651 | 2 | 23 | 25 | 2 | 10 | 12 | 153 | 494 | 647 |
| 03 | 1,054 | 75 | 165 | 240 | 69 | 145 | 214 | 4 | 23 | 27 | 2 | 13 | 15 | 2 | 9 | 11 | 3 | 11 | 14 | 92 | 492 | 584 | 3 | 10 | 13 | 3 | 10 | 13 | 94 | 458 | 552 |
| 04 | 987 | 86 | 158 | 244 | 72 | 142 | 214 | 9 | 24 | 33 | 3 | 15 | 18 | 8 | 13 | 21 | 2 | 25 | 27 | 120 | 381 | 501 | 6 | 24 | 32 | 2 | 11 | 13 | 126 | 367 | 493 |
| 05 | 1,020 | 60 | 171 | 231 | 57 | 140 | 197 | 7 | 31 | 38 | 4 | 26 | 30 | 6 | 16 | 22 | 7 | 27 | 34 | 97 | 465 | 562 | 1 | 19 | 20 | 1 | 21 | 22 | 89 | 402 | 491 |
| 06 | 1,049 | 49 | 135 | 184 | 51 | 106 | 157 | 7 | 26 | 33 | 4 | 12 | 16 | 4 | 13 | 17 | 4 | 14 | 18 | 129 | 516 | 645 | 4 | 21 | 25 | 4 | 9 | 13 | 121 | 505 | 626 |
| 07 | 923 | 30 | 50 | 80 | 30 | 42 | 72 | 6 | 12 | 18 | 1 | 7 | 8 | 4 | 7 | 11 | 2 | 5 | 7 | 122 | 557 | 679 | 2 | 5 | 7 | 1 | 7 | 8 | 121 | 545 | 666 |
| 08 | 1,173 | 50 | 57 | 107 | 36 | 57 | 93 | 7 | 28 | 35 | 2 | 7 | 9 | 4 | 13 | 17 | 3 | 9 | 12 | 227 | 624 | 851 | 3 | 13 | 16 | 3 | 9 | 12 | 214 | 611 | 825 |
| 09 | 814 | 38 | 53 | 91 | 37 | 56 | 93 | 2 | 17 | 19 | 0 | 8 | 8 | 3 | 8 | 11 | 1 | 7 | 8 | 137 | 427 | 564 | 1 | 8 | 9 | 2 | 8 | 10 | 128 | 411 | 539 |
| 10 | 782 | 40 | 109 | 149 | 32 | 109 | 141 | 1 | 12 | 13 | 6 | 11 | 17 | 4 | 9 | 13 | 4 | 10 | 14 | 69 | 383 | 452 | 2 | 13 | 15 | 2 | 10 | 12 | 67 | 359 | 426 |
| 11 | 935 | 57 | 149 | 206 | 62 | 127 | 189 | 3 | 12 | 15 | 2 | 10 | 12 | 1 | 8 | 9 | 2 | 11 | 13 | 99 | 456 | 555 | 2 | 22 | 24 | 1 | 7 | 8 | 97 | 428 | 525 |
| 12 | 1,384 | 115 | 205 | 320 | 110 | 194 | 304 | 8 | 25 | 33 | 4 | 12 | 16 | 6 | 13 | 19 | 5 | 17 | 22 | 187 | 592 | 779 | 1 | 21 | 22 | 2 | 15 | 17 | 174 | 562 | 736 |
| 13 | 471 | 51 | 34 | 85 | 48 | 28 | 76 | 6 | 3 | 9 | 1 | 2 | 3 | 2 | 2 | 4 | 2 | 2 | 4 | 91 | 221 | 312 | 3 | 6 | 9 | 1 | 1 | 2 | 79 | 196 | 275 |
| 14 | 979 | 81 | 76 | 157 | 74 | 63 | 137 | 10 | 18 | 28 | 3 | 11 | 14 | 3 | 6 | 9 | 4 | 8 | 12 | 194 | 440 | 634 | 1 | 14 | 15 | 5 | 8 | 13 | 199 | 421 | 620 |
| | 13,423 | 831 | 1,579 | 2,410 | 769 | 1,408 | 2,177 | 82 | 280 | 362 | 37 | 162 | 199 | 55 | 135 | 190 | 46 | 175 | 221 | 1,803 | 6,404 | 8,207 | 35 | 213 | 248 | 29 | 136 | 165 | 1,739 | 6,094 | 7,833 |

| POLL BOOK TOTALS | Andrea Fischer Newman (REP) | | | Andrew Richner (REP) | | | Crystal Van Sickle (UST) | | | James Lewis Hudler (LIB) | | | Joe Sanger (UST) | | | John Jascob (LIB) | | | Jordan Acker (DEM) | | | Kevin A. Graves (GRN) | | | Marge Katchmark Sallows (NLP) | | | Paul Brown (DEM) | | |
|---|---|---|---|---|---|---|---|---|---|---|---|---|---|---|---|---|---|---|---|---|---|---|---|---|---|---|---|---|---|---|
| | AV | Elec Day | TOTAL | AV | Elec Day | TOTAL | AV | Elec Day | TOTAL | AV | Elec Day | TOTAL | AV | Elec Day | TOTAL | AV | Elec Day | TOTAL | AV | Elec Day | TOTAL | AV | Elec Day | TOTAL | AV | Elec Day | TOTAL | AV | Elec Day | TOTAL |
| FRASER | | | | | | | | | | | | | | | | | | | | | | | | | | | | | | |
| 01 | 719 | 52 | 208 | 260 | 49 | 184 | 233 | 5 | 19 | 24 | 1 | 20 | 21 | 3 | 10 | 13 | 0 | 19 | 19 | 68 | 193 | 261 | 2 | 7 | 9 | 2 | 8 | 10 | 66 | 171 | 237 |
| 02 | 1,148 | 136 | 323 | 459 | 130 | 289 | 419 | 5 | 23 | 28 | 4 | 15 | 19 | 2 | 18 | 20 | 5 | 14 | 19 | 104 | 268 | 372 | 6 | 12 | 18 | 4 | 13 | 17 | 109 | 254 | 363 |
| 03 | 1,340 | 134 | 292 | 426 | 126 | 272 | 398 | 9 | 21 | 30 | 5 | 30 | 35 | 3 | 21 | 24 | 4 | 35 | 39 | 162 | 371 | 533 | 4 | 13 | 17 | 9 | 13 | 22 | 151 | 355 | 506 |
| 04 | 1,059 | 93 | 262 | 355 | 95 | 226 | 321 | 3 | 19 | 22 | 3 | 12 | 15 | 1 | 17 | 18 | 2 | 14 | 16 | 98 | 306 | 404 | 2 | 15 | 17 | 3 | 11 | 14 | 99 | 290 | 389 |
| 05 | 417 | 41 | 94 | 135 | 38 | 80 | 118 | 2 | 10 | 12 | 2 | 8 | 10 | 0 | 9 | 9 | 1 | 6 | 7 | 50 | 109 | 159 | 0 | 5 | 5 | 0 | 5 | 5 | 51 | 109 | 160 |
| 06 | 1,282 | 138 | 376 | 514 | 133 | 339 | 472 | 2 | 27 | 29 | 5 | 13 | 18 | 2 | 17 | 19 | 4 | 20 | 24 | 112 | 272 | 384 | 4 | 14 | 18 | 1 | 11 | 12 | 108 | 269 | 377 |
| 07 | 724 | 73 | 157 | 230 | 66 | 135 | 201 | 4 | 15 | 19 | 0 | 9 | 9 | 2 | 7 | 9 | 1 | 9 | 10 | 84 | 239 | 323 | 4 | 11 | 15 | 2 | 6 | 8 | 101 | 217 | 318 |
| | 6,689 | 667 | 1,712 | 2,379 | 637 | 1,525 | 2,162 | 30 | 134 | 164 | 20 | 107 | 127 | 13 | 99 | 112 | 17 | 117 | 134 | 678 | 1,758 | 2,436 | 22 | 77 | 99 | 21 | 67 | 88 | 685 | 1,665 | 2,350 |

Andrea Fischer Newman (REP) | Andrew Richner (REP) | Crystal Van Sickle (UST) | Joe Sanger (UST) | John Jascob (LIB) | Jordan Acker (DEM) | Kevin A. Graves (GRN) | Paul Brown (DEM)

| | POLL BOOK TOTALS | James Lewis Hudler (LIB) | | | Marge Katchmark Sallows (NLP) | | | | | | | | | | | | | | | | | | | | | |
|---|---|---|---|---|---|---|---|---|---|---|---|---|---|---|---|---|---|---|---|---|---|---|---|---|---|---|
| | | AV | Elec Day | TOTAL | AV | Elec Day | TOTAL | AV | Elec Day | TOTAL | AV | Elec Day | TOTAL | AV | Elec Day | TOTAL | AV | Elec Day | TOTAL | AV | Elec Day | TOTAL | AV | Elec Day | TOTAL | AV | Elec Day | TOTAL |
| **GROSSE POINTE SHORES** | | | | | | | | | | | | | | | | | | | | | | | | | | | | |
| 03 | 56 | N/A | 37 | 37 | N/A | 33 | 33 | N/A | 1 | 1 | N/A | 0 | 0 | N/A | 0 | 0 | N/A | 1 | 1 | N/A | 8 | 8 | N/A | 0 | 0 | N/A | 0 | 0 | N/A | 10 | 10 |
| | 56 | N/A | 37 | 37 | N/A | 33 | 33 | N/A | 1 | 1 | N/A | 0 | 0 | N/A | 0 | 0 | N/A | 1 | 1 | N/A | 8 | 8 | N/A | 0 | 0 | N/A | 0 | 0 | N/A | 10 | 10 |

| | POLL BOOK TOTALS | Andrea Fischer Newman (REP) | | | Andrew Richner (REP) | | | Crystal Van Sickle (UST) | | | James Lewis Hudler (LIB) | | | Joe Sanger (UST) | | | John Jascob (LIB) | | | Jordan Acker (DEM) | | | Kevin A. Graves (GRN) | | | Marge Katchmark Sallows (NLP) | | | Paul Brown (DEM) | | |
|---|---|---|---|---|---|---|---|---|---|---|---|---|---|---|---|---|---|---|---|---|---|---|---|---|---|---|---|---|---|---|---|
| | | AV | Elec Day | TOTAL | AV | Elec Day | TOTAL | AV | Elec Day | TOTAL | AV | Elec Day | TOTAL | AV | Elec Day | TOTAL | AV | Elec Day | TOTAL | AV | Elec Day | TOTAL | AV | Elec Day | TOTAL | AV | Elec Day | TOTAL | AV | Elec Day | TOTAL |
| **HARRISON TOWNSHIP** | | | | | | | | | | | | | | | | | | | | | | | | | | | | | | | |
| 01 | 1,181 | 178 | 256 | 434 | 177 | 217 | 394 | 10 | 30 | 40 | 3 | 18 | 21 | 4 | 16 | 20 | 7 | 22 | 29 | 137 | 316 | 453 | 3 | 15 | 18 | 5 | 10 | 15 | 142 | 289 | 431 |
| 02 | 1,342 | 180 | 275 | 455 | 163 | 254 | 417 | 16 | 15 | 31 | 10 | 14 | 24 | 6 | 15 | 21 | 7 | 16 | 23 | 224 | 339 | 563 | 8 | 14 | 22 | 2 | 7 | 9 | 204 | 318 | 522 |
| 03 | 1,191 | 206 | 331 | 537 | 189 | 292 | 481 | 21 | 19 | 40 | 9 | 17 | 26 | 9 | 15 | 24 | 8 | 22 | 30 | 144 | 207 | 351 | 5 | 14 | 19 | 5 | 15 | 20 | 144 | 186 | 330 |
| 04 | 1,376 | 234 | 314 | 548 | 220 | 298 | 518 | 5 | 21 | 26 | 3 | 23 | 26 | 5 | 18 | 23 | 6 | 25 | 31 | 169 | 321 | 490 | 3 | 13 | 16 | 2 | 9 | 11 | 163 | 289 | 452 |
| 05 | 1,310 | 321 | 387 | 708 | 297 | 353 | 650 | 8 | 16 | 24 | 8 | 10 | 18 | 7 | 13 | 20 | 5 | 11 | 16 | 138 | 124 | 262 | 8 | 11 | 19 | 4 | 3 | 7 | 133 | 116 | 249 |
| 06 | 1,343 | 225 | 292 | 517 | 208 | 294 | 502 | 9 | 12 | 21 | 2 | 10 | 12 | 7 | 13 | 20 | 3 | 17 | 20 | 156 | 345 | 501 | 3 | 15 | 18 | 5 | 7 | 12 | 152 | 324 | 476 |
| 07 | 1,292 | 243 | 315 | 558 | 232 | 293 | 525 | 11 | 20 | 31 | 7 | 24 | 31 | 10 | 12 | 22 | 9 | 21 | 30 | 165 | 213 | 378 | 1 | 19 | 20 | 3 | 15 | 18 | 164 | 174 | 338 |
| 08 | 935 | 104 | 180 | 284 | 85 | 158 | 243 | 4 | 23 | 27 | 2 | 10 | 12 | 2 | 14 | 16 | 3 | 10 | 13 | 141 | 310 | 451 | 3 | 14 | 17 | 1 | 6 | 7 | 141 | 290 | 431 |
| 09 | 1,199 | 285 | 301 | 586 | 276 | 276 | 552 | 11 | 13 | 24 | 5 | 8 | 13 | 11 | 9 | 20 | 7 | 5 | 12 | 116 | 187 | 303 | 3 | 7 | 10 | 2 | 13 | 15 | 101 | 178 | 279 |
| 10 | 1,067 | 147 | 302 | 449 | 139 | 264 | 403 | 9 | 15 | 24 | 4 | 16 | 20 | 13 | 8 | 21 | 12 | 12 | 24 | 122 | 207 | 329 | 7 | 12 | 19 | 6 | 7 | 13 | 117 | 193 | 310 |
| | 12,236 | 2,123 | 2,953 | 5,076 | 1,986 | 2,699 | 4,685 | 104 | 184 | 288 | 53 | 150 | 203 | 74 | 133 | 207 | 67 | 161 | 228 | 1,512 | 2,569 | 4,081 | 44 | 134 | 178 | 35 | 92 | 127 | 1,461 | 2,357 | 3,818 |

| | POLL BOOK TOTALS | Andrea Fischer Newman (REP) | | | Andrew Richner (REP) | | | Crystal Van Sickle (UST) | | | James Lewis Hudler (LIB) | | | Joe Sanger (UST) | | | John Jascob (LIB) | | | Jordan Acker (DEM) | | | Kevin A. Graves (GRN) | | | Marge Katchmark Sallows (NLP) | | | Paul Brown (DEM) | | |
|---|---|---|---|---|---|---|---|---|---|---|---|---|---|---|---|---|---|---|---|---|---|---|---|---|---|---|---|---|---|---|---|
| | | AV | Elec Day | TOTAL | AV | Elec Day | TOTAL | AV | Elec Day | TOTAL | AV | Elec Day | TOTAL | AV | Elec Day | TOTAL | AV | Elec Day | TOTAL | AV | Elec Day | TOTAL | AV | Elec Day | TOTAL | AV | Elec Day | TOTAL | AV | Elec Day | TOTAL |
| **LENOX TOWNSHIP** | | | | | | | | | | | | | | | | | | | | | | | | | | | | | | | |
| 01 | 817 | 136 | 275 | 411 | 120 | 264 | 384 | 4 | 15 | 19 | 4 | 21 | 25 | 6 | 18 | 24 | 3 | 20 | 23 | 72 | 90 | 162 | 0 | 10 | 10 | 1 | 2 | 3 | 70 | 86 | 156 |
| 02 | 1,172 | 135 | 378 | 513 | 128 | 354 | 482 | 9 | 23 | 32 | 1 | 14 | 15 | 9 | 21 | 30 | 1 | 15 | 16 | 109 | 222 | 331 | 4 | 23 | 27 | 4 | 18 | 22 | 108 | 216 | 324 |
| 03 | 1,136 | 65 | 289 | 354 | 64 | 274 | 338 | 4 | 23 | 27 | 1 | 21 | 22 | 7 | 22 | 29 | 0 | 16 | 16 | 127 | 385 | 512 | 3 | 15 | 18 | 0 | 16 | 16 | 124 | 361 | 485 |
| 04 | 536 | 14 | 182 | 196 | 15 | 148 | 163 | 3 | 21 | 24 | 1 | 16 | 17 | 2 | 10 | 12 | 1 | 19 | 20 | 30 | 187 | 217 | 0 | 8 | 8 | 0 | 5 | 5 | 28 | 169 | 197 |
| | 3,661 | 350 | 1,124 | 1,474 | 327 | 1,040 | 1,367 | 20 | 82 | 102 | 7 | 72 | 79 | 24 | 71 | 95 | 5 | 70 | 75 | 338 | 884 | 1,222 | 7 | 56 | 63 | 5 | 41 | 46 | 330 | 832 | 1,162 |

| | POLL BOOK TOTALS | Andrea Fischer Newman (REP) | | | Andrew Richner (REP) | | | Crystal Van Sickle (UST) | | | James Lewis Hudler (LIB) | | | Joe Sanger (UST) | | | John Jascob (LIB) | | | Jordan Acker (DEM) | | | Kevin A. Graves (GRN) | | | Marge Katchmark Sallows (NLP) | | | Paul Brown (DEM) | | |
|---|---|---|---|---|---|---|---|---|---|---|---|---|---|---|---|---|---|---|---|---|---|---|---|---|---|---|---|---|---|---|---|
| | | AV | Elec Day | TOTAL | AV | Elec Day | TOTAL | AV | Elec Day | TOTAL | AV | Elec Day | TOTAL | AV | Elec Day | TOTAL | AV | Elec Day | TOTAL | AV | Elec Day | TOTAL | AV | Elec Day | TOTAL | AV | Elec Day | TOTAL | AV | Elec Day | TOTAL |
| **MACOMB TOWNSHIP** | | | | | | | | | | | | | | | | | | | | | | | | | | | | | | | |
| 01 | 968 | 160 | 317 | 477 | 146 | 289 | 435 | 3 | 8 | 11 | 7 | 14 | 21 | 3 | 5 | 8 | 3 | 20 | 23 | 104 | 143 | 247 | 1 | 11 | 12 | 6 | 9 | 15 | 101 | 143 | 244 |
| 02 | 1,079 | 147 | 319 | 466 | 125 | 289 | 414 | 4 | 12 | 16 | 3 | 17 | 20 | 3 | 9 | 12 | 4 | 16 | 20 | 137 | 200 | 337 | 2 | 6 | 8 | 2 | 9 | 11 | 143 | 183 | 326 |
| 03 | 1,137 | 120 | 396 | 516 | 114 | 374 | 488 | 5 | 8 | 13 | 5 | 19 | 24 | 2 | 12 | 14 | 4 | 15 | 19 | 80 | 285 | 365 | 3 | 16 | 19 | 3 | 8 | 11 | 76 | 255 | 331 |
| 04 | 1,071 | 132 | 349 | 481 | 124 | 311 | 435 | 4 | 14 | 18 | 6 | 20 | 26 | 3 | 11 | 14 | 3 | 24 | 27 | 118 | 236 | 354 | 2 | 13 | 15 | 3 | 12 | 15 | 121 | 218 | 339 |
| 05 | 1,397 | 177 | 447 | 624 | 169 | 405 | 574 | 9 | 21 | 30 | 6 | 25 | 31 | 4 | 15 | 19 | 9 | 30 | 39 | 124 | 300 | 424 | 1 | 17 | 18 | 5 | 12 | 17 | 129 | 289 | 418 |
| 06 | 978 | 200 | 238 | 438 | 183 | 202 | 385 | 13 | 12 | 25 | 4 | 11 | 15 | 8 | 6 | 14 | 6 | 11 | 17 | 138 | 183 | 321 | 5 | 6 | 11 | 5 | 7 | 12 | 139 | 160 | 299 |
| 07 | 994 | 144 | 275 | 419 | 130 | 243 | 373 | 11 | 11 | 22 | 5 | 22 | 27 | 3 | 18 | 21 | 2 | 14 | 16 | 104 | 202 | 306 | 1 | 12 | 13 | 2 | 8 | 10 | 105 | 190 | 295 |
| 08 | 1,008 | 158 | 270 | 428 | 147 | 216 | 363 | 11 | 15 | 26 | 4 | 12 | 16 | 8 | 17 | 25 | 5 | 10 | 15 | 136 | 190 | 326 | 5 | 9 | 14 | 4 | 10 | 14 | 129 | 178 | 307 |
| 09 | 772 | 128 | 243 | 371 | 128 | 221 | 349 | 4 | 5 | 9 | 3 | 11 | 14 | 8 | 7 | 15 | 1 | 12 | 13 | 72 | 146 | 218 | 0 | 3 | 3 | 1 | 2 | 3 | 76 | 139 | 215 |
| 10 | 906 | 83 | 220 | 303 | 77 | 186 | 263 | 1 | 26 | 27 | 1 | 13 | 14 | 3 | 12 | 15 | 1 | 18 | 19 | 98 | 296 | 394 | 2 | 8 | 10 | 2 | 5 | 7 | 93 | 274 | 367 |
| 11 | 1,319 | 152 | 416 | 568 | 137 | 379 | 516 | 5 | 25 | 30 | 2 | 15 | 17 | 4 | 18 | 22 | 1 | 11 | 12 | 97 | 340 | 437 | 3 | 14 | 17 | 0 | 16 | 16 | 103 | 292 | 395 |
| 12 | 1,240 | 191 | 351 | 542 | 180 | 324 | 504 | 12 | 14 | 26 | 4 | 12 | 16 | 10 | 10 | 20 | 11 | 8 | 19 | 165 | 252 | 417 | 1 | 4 | 5 | 3 | 8 | 11 | 161 | 245 | 406 |

| | | | | | | | | | | | | | | | | | | | | | | | | | | | | | | | | |
|---|---|---|---|---|---|---|---|---|---|---|---|---|---|---|---|---|---|---|---|---|---|---|---|---|---|---|---|---|---|---|---|---|
| 13 | 1,162 | 133 | 374 | **507** | 125 | 345 | **470** | 5 | 16 | **21** | 4 | 22 | **26** | 3 | 15 | **18** | 7 | 25 | **32** | 79 | 285 | **364** | 0 | 17 | **17** | 1 | 8 | **9** | 88 | 253 | **341** |
| 14 | 1,267 | 194 | 373 | **567** | 190 | 346 | **536** | 7 | 19 | **26** | 5 | 14 | **19** | 6 | 12 | **18** | 7 | 16 | **23** | 99 | 243 | **342** | 1 | 12 | **13** | 0 | 9 | **9** | 105 | 226 | **331** |
| 15 | 1,282 | 287 | 345 | **632** | 267 | 310 | **577** | 17 | 12 | **29** | 6 | 16 | **22** | 10 | 8 | **18** | 5 | 16 | **21** | 171 | 171 | **342** | 2 | 14 | **16** | 5 | 7 | **12** | 154 | 156 | **310** |
| 16 | 1,565 | 174 | 556 | **730** | 165 | 479 | **644** | 5 | 19 | **24** | 1 | 13 | **14** | 4 | 15 | **19** | 6 | 14 | **20** | 144 | 306 | **450** | 5 | 20 | **25** | 1 | 10 | **11** | 149 | 277 | **426** |
| 17 | 1,487 | 195 | 464 | **659** | 189 | 447 | **636** | 5 | 13 | **18** | 3 | 21 | **24** | 6 | 13 | **19** | 4 | 21 | **25** | 110 | 360 | **470** | 4 | 10 | **14** | 1 | 10 | **11** | 102 | 346 | **448** |
| 18 | 867 | 106 | 173 | **279** | 95 | 156 | **251** | 8 | 29 | **37** | 4 | 17 | **21** | 7 | 15 | **22** | 3 | 19 | **22** | 125 | 259 | **384** | 1 | 5 | **6** | 1 | 7 | **8** | 116 | 231 | **347** |
| 19 | 621 | 41 | 127 | **168** | 32 | 110 | **142** | 3 | 12 | **15** | 4 | 12 | **16** | 3 | 3 | **6** | 4 | 14 | **18** | 58 | 241 | **299** | 0 | 5 | **5** | 0 | 4 | **4** | 59 | 235 | **294** |
| 20 | 1,146 | 141 | 396 | **537** | 131 | 353 | **484** | 5 | 18 | **23** | 0 | 17 | **17** | 7 | 10 | **17** | 0 | 16 | **16** | 102 | 237 | **339** | 0 | 8 | **8** | 0 | 7 | **7** | 100 | 225 | **325** |
| 21 | 1,466 | 282 | 393 | **675** | 256 | 362 | **618** | 9 | 8 | **17** | 7 | 9 | **16** | 11 | 6 | **17** | 8 | 10 | **18** | 191 | 239 | **430** | 3 | 12 | **15** | 2 | 6 | **8** | 173 | 228 | **401** |
| 22 | 1,234 | 271 | 316 | **587** | 252 | 269 | **521** | 9 | 15 | **24** | 4 | 7 | **11** | 10 | 11 | **21** | 6 | 6 | **12** | 183 | 185 | **368** | 8 | 9 | **17** | 5 | 7 | **12** | 172 | 185 | **357** |
| 23 | 1,086 | 320 | 223 | **543** | 296 | 208 | **504** | 9 | 11 | **20** | 5 | 7 | **12** | 10 | 7 | **17** | 7 | 5 | **12** | 169 | 137 | **306** | 4 | 4 | **8** | 5 | 2 | **7** | 167 | 142 | **309** |
| 24 | 1,063 | 352 | 178 | **530** | 329 | 159 | **488** | 9 | 8 | **17** | 4 | 3 | **7** | 12 | 4 | **16** | 10 | 6 | **16** | 198 | 149 | **347** | 5 | 3 | **8** | 4 | 1 | **5** | 193 | 126 | **319** |
| 25 | 938 | 77 | 331 | **408** | 65 | 299 | **364** | 0 | 17 | **17** | 1 | 9 | **10** | 0 | 14 | **14** | 2 | 11 | **13** | 57 | 230 | **287** | 0 | 10 | **10** | 0 | 9 | **9** | 64 | 201 | **265** |
| 26 | 832 | 112 | 270 | **382** | 99 | 230 | **329** | 7 | 11 | **18** | 3 | 8 | **11** | 5 | 5 | **10** | 1 | 12 | **13** | 62 | 189 | **251** | 2 | 6 | **8** | 2 | 6 | **8** | 58 | 167 | **225** |
| 27 | 1,436 | 174 | 510 | **684** | 163 | 477 | **640** | 4 | 18 | **22** | 6 | 18 | **24** | 7 | 13 | **20** | 5 | 23 | **28** | 150 | 285 | **435** | 4 | 15 | **19** | 2 | 8 | **10** | 136 | 268 | **404** |
| 28 | 905 | 101 | 309 | **410** | 90 | 281 | **371** | 2 | 4 | **6** | 2 | 7 | **9** | 1 | 5 | **6** | 2 | 10 | **12** | 69 | 225 | **294** | 2 | 8 | **10** | 5 | 10 | **15** | 64 | 208 | **272** |
| 29 | 1,044 | 93 | 340 | **433** | 91 | 315 | **406** | 1 | 12 | **13** | 2 | 8 | **10** | 1 | 6 | **7** | 2 | 9 | **11** | 63 | 305 | **368** | 1 | 13 | **14** | 0 | 5 | **5** | 61 | 297 | **358** |
| 30 | 1,135 | 139 | 383 | **522** | 134 | 361 | **495** | 3 | 18 | **21** | 6 | 13 | **19** | 1 | 12 | **13** | 5 | 15 | **20** | 105 | 224 | **329** | 3 | 11 | **14** | 0 | 6 | **6** | 99 | 212 | **311** |
| 31 | 804 | 120 | 252 | **372** | 115 | 224 | **339** | 7 | 7 | **14** | 7 | 12 | **19** | 9 | 6 | **15** | 2 | 13 | **15** | 76 | 156 | **232** | 4 | 4 | **8** | 4 | 7 | **11** | 72 | 160 | **232** |
| 32 | 1,091 | 136 | 374 | **510** | 129 | 326 | **455** | 6 | 16 | **22** | 5 | 19 | **24** | 7 | 11 | **18** | 5 | 23 | **28** | 79 | 218 | **297** | 1 | 9 | **10** | 2 | 10 | **12** | 71 | 202 | **273** |
| 33 | 815 | 129 | 206 | **335** | 117 | 200 | **317** | 8 | 11 | **19** | 2 | 8 | **10** | 5 | 9 | **14** | 2 | 14 | **16** | 101 | 168 | **269** | 3 | 7 | **10** | 0 | 6 | **6** | 93 | 156 | **249** |
| 34 | 1,039 | 77 | 363 | **440** | 75 | 358 | **433** | 3 | 19 | **22** | 2 | 11 | **13** | 3 | 9 | **12** | 3 | 13 | **16** | 80 | 264 | **344** | 1 | 7 | **8** | 1 | 6 | **7** | 81 | 244 | **325** |
| 35 | 1,143 | 98 | 374 | **472** | 88 | 348 | **436** | 4 | 10 | **14** | 2 | 16 | **18** | 1 | 6 | **7** | 1 | 17 | **18** | 78 | 341 | **419** | 2 | 10 | **12** | 3 | 7 | **10** | 75 | 331 | **406** |
| 36 | 938 | 92 | 325 | **417** | 81 | 294 | **375** | 7 | 13 | **20** | 4 | 11 | **15** | 2 | 11 | **13** | 6 | 10 | **16** | 71 | 238 | **309** | 2 | 7 | **9** | 3 | 11 | **14** | 63 | 213 | **276** |
| 37 | 800 | 144 | 250 | **394** | 124 | 223 | **347** | 10 | 14 | **24** | 2 | 9 | **11** | 7 | 6 | **13** | 1 | 8 | **9** | 98 | 112 | **210** | 1 | 7 | **8** | 1 | 5 | **6** | 93 | 101 | **194** |
| | **40,035** | **5,780** | **12,046** | **17,826** | **5,358** | **10,919** | **16,277** | **235** | **521** | **756** | **141** | **498** | **639** | **197** | **372** | **569** | **154** | **535** | **689** | **4,091** | **8,540** | **12,631** | **85** | **352** | **437** | **84** | **280** | **364** | **3,984** | **7,956** | **11,940** |

| POLL BOOK TOTALS | Andrea Fischer Newman (REP) | | | Andrew Richner (REP) | | | Crystal Van Sickle (UST) | | | James Lewis Hudler (LIB) | | | Joe Sanger (UST) | | | John Jascob (LIB) | | | Jordan Acker (DEM) | | | Kevin A. Graves (GRN) | | | Marge Katchmark Sallows (NLP) | | | Paul Brown (DEM) | | |
|---|---|---|---|---|---|---|---|---|---|---|---|---|---|---|---|---|---|---|---|---|---|---|---|---|---|---|---|---|---|---|
| | AV | Elec Day | TOTAL | AV | Elec Day | TOTAL | AV | Elec Day | TOTAL | AV | Elec Day | TOTAL | AV | Elec Day | TOTAL | AV | Elec Day | TOTAL | AV | Elec Day | TOTAL | AV | Elec Day | TOTAL | AV | Elec Day | TOTAL | AV | Elec Day | TOTAL |
| **MEMPHIS** | | | | | | | | | | | | | | | | | | | | | | | | | | | | | | |
| 01 308 | N/A | 144 | **144** | N/A | 140 | **140** | N/A | 14 | **14** | N/A | 5 | **5** | N/A | 11 | **11** | N/A | 8 | **8** | N/A | 54 | **54** | N/A | 7 | **7** | N/A | 6 | **6** | N/A | 62 | **62** |
| **308** | N/A | **144** | **144** | N/A | **140** | **140** | N/A | **14** | **14** | N/A | **5** | **5** | N/A | **11** | **11** | N/A | **8** | **8** | N/A | **54** | **54** | N/A | **7** | **7** | N/A | **6** | **6** | N/A | **62** | **62** |

| POLL BOOK TOTALS | Andrea Fischer Newman (REP) | | | Andrew Richner (REP) | | | Crystal Van Sickle (UST) | | | James Lewis Hudler (LIB) | | | Joe Sanger (UST) | | | John Jascob (LIB) | | | Jordan Acker (DEM) | | | Kevin A. Graves (GRN) | | | Marge Katchmark Sallows (NLP) | | | Paul Brown (DEM) | | |
|---|---|---|---|---|---|---|---|---|---|---|---|---|---|---|---|---|---|---|---|---|---|---|---|---|---|---|---|---|---|---|
| | AV | Elec Day | TOTAL | AV | Elec Day | TOTAL | AV | Elec Day | TOTAL | AV | Elec Day | TOTAL | AV | Elec Day | TOTAL | AV | Elec Day | TOTAL | AV | Elec Day | TOTAL | AV | Elec Day | TOTAL | AV | Elec Day | TOTAL | AV | Elec Day | TOTAL |
| **MOUNT CLEMENS** | | | | | | | | | | | | | | | | | | | | | | | | | | | | | | |
| 01 639 | 13 | 67 | **80** | 10 | 55 | **65** | 1 | 14 | **15** | 0 | 8 | **8** | 0 | 13 | **13** | 1 | 9 | **10** | 114 | 325 | **439** | 1 | 6 | **7** | 0 | 5 | **5** | 114 | 305 | **419** |
| 02 911 | 56 | 222 | **278** | 54 | 199 | **253** | 2 | 17 | **19** | 5 | 23 | **28** | 1 | 5 | **6** | 3 | 22 | **25** | 91 | 288 | **379** | 1 | 16 | **17** | 3 | 8 | **11** | 92 | 273 | **365** |
| 03 1,356 | 80 | 316 | **396** | 81 | 272 | **353** | 12 | 32 | **44** | 1 | 33 | **34** | 6 | 25 | **31** | 2 | 33 | **35** | 122 | 484 | **606** | 4 | 21 | **25** | 2 | 30 | **32** | 118 | 449 | **567** |
| 04 611 | 42 | 142 | **184** | 40 | 113 | **153** | 2 | 19 | **21** | 2 | 16 | **18** | 1 | 16 | **17** | 2 | 17 | **19** | 70 | 200 | **270** | 3 | 11 | **14** | 2 | 12 | **14** | 64 | 186 | **250** |
| 05 612 | 28 | 55 | **83** | 27 | 45 | **72** | 9 | 10 | **19** | 2 | 5 | **7** | 1 | 5 | **6** | 0 | 5 | **5** | 135 | 273 | **408** | 3 | 4 | **7** | 6 | 5 | **11** | 135 | 261 | **396** |
| 06 721 | 41 | 151 | **192** | 37 | 120 | **157** | 3 | 20 | **23** | 0 | 22 | **22** | 2 | 12 | **14** | 0 | 24 | **24** | 68 | 289 | **357** | 1 | 9 | **10** | 3 | 7 | **10** | 67 | 281 | **348** |
| 09 1,081 | 117 | 272 | **389** | 108 | 254 | **362** | 3 | 20 | **23** | 3 | 24 | **27** | 5 | 15 | **20** | 2 | 22 | **24** | 126 | 255 | **381** | 1 | 11 | **12** | 2 | 9 | **11** | 126 | 249 | **375** |
| **5,931** | **377** | **1,225** | **1,602** | **357** | **1,058** | **1,415** | **32** | **132** | **164** | **13** | **131** | **144** | **16** | **91** | **107** | **10** | **132** | **142** | **726** | **2,114** | **2,840** | **14** | **78** | **92** | **18** | **76** | **94** | **716** | **2,004** | **2,720** |

| POLL BOOK TOTALS | Andrea Fischer Newman (REP) | | | Andrew Richner (REP) | | | Crystal Van Sickle (UST) | | | James Lewis Hudler (LIB) | | | Joe Sanger (UST) | | | John Jascob (LIB) | | | Jordan Acker (DEM) | | | Kevin A. Graves (GRN) | | | Marge Katchmark Sallows (NLP) | | | Paul Brown (DEM) | | |
|---|---|---|---|---|---|---|---|---|---|---|---|---|---|---|---|---|---|---|---|---|---|---|---|---|---|---|---|---|---|---|
| | AV | Elec Day | TOTAL | AV | Elec Day | TOTAL | AV | | TOTAL | AV | | TOTAL | AV | | TOTAL | AV | | TOTAL | AV | Elec Day | TOTAL | AV | | TOTAL | AV | | TOTAL | AV | Elec Day | TOTAL |

| | POLL BOOK TOTALS | Andrea Fischer Newman (REP) | | | Andrew Richner (REP) | | | Crystal Van Sickle (UST) | | | James Lewis Hudler (LIB) | | | Joe Sanger (UST) | | | John Jascob (LIB) | | | Jordan Acker (DEM) | | | Kevin A. Graves (GRN) | | | Marge Katchmark Sallows (NLP) | | | Paul Brown (DEM) | | |
|---|---|---|---|---|---|---|---|---|---|---|---|---|---|---|---|---|---|---|---|---|---|---|---|---|---|---|---|---|---|---|
| | | AV | Elec Day | TOTAL | AV | Elec Day | TOTAL | AV | Elec Day | TOTAL | AV | Elec Day | TOTAL | AV | Elec Day | TOTAL | AV | Elec Day | TOTAL | AV | Elec Day | TOTAL | AV | Elec Day | TOTAL | AV | Elec Day | TOTAL | AV | Elec Day | TOTAL |
| **NEW BALTIMORE** | | | | | | | | | | | | | | | | | | | | | | | | | | | | | | |
| 01 | 850 | 77 | 268 | **345** | 72 | 245 | **317** | 3 | 14 | **17** | 6 | 9 | **15** | 4 | 11 | **15** | 5 | 13 | **18** | 88 | 186 | **274** | 0 | 16 | **16** | 1 | 9 | **10** | 86 | 178 | **264** |
| 02 | 682 | 83 | 248 | **331** | 73 | 237 | **310** | 8 | 14 | **22** | 1 | 14 | **15** | 4 | 8 | **12** | 1 | 18 | **19** | 48 | 127 | **175** | 1 | 7 | **8** | 1 | 5 | **6** | 52 | 119 | **171** |
| 03 | 1,567 | 136 | 550 | **686** | 130 | 500 | **630** | 6 | 30 | **36** | 7 | 19 | **26** | 6 | 20 | **26** | 7 | 21 | **28** | 119 | 327 | **446** | 1 | 15 | **16** | 4 | 14 | **18** | 115 | 305 | **420** |
| 04 | 1,265 | 162 | 388 | **550** | 142 | 366 | **508** | 12 | 19 | **31** | 3 | 13 | **16** | 6 | 17 | **23** | 2 | 16 | **18** | 126 | 285 | **411** | 3 | 19 | **22** | 3 | 9 | **12** | 131 | 262 | **393** |
| 05 | 1,217 | 122 | 412 | **534** | 111 | 380 | **491** | 3 | 27 | **30** | 5 | 18 | **23** | 1 | 20 | **21** | 4 | 16 | **20** | 97 | 255 | **352** | 2 | 12 | **14** | 5 | 10 | **15** | 96 | 247 | **343** |
| | **5,581** | **580** | **1,866** | **2,446** | **528** | **1,728** | **2,256** | **32** | **104** | **136** | **22** | **73** | **95** | **21** | **76** | **97** | **19** | **84** | **103** | **478** | **1,180** | **1,658** | **7** | **69** | **76** | **14** | **47** | **61** | **480** | **1,111** | **1,591** |

| | POLL BOOK TOTALS | Andrea Fischer Newman (REP) | | | Andrew Richner (REP) | | | Crystal Van Sickle (UST) | | | James Lewis Hudler (LIB) | | | Joe Sanger (UST) | | | John Jascob (LIB) | | | Jordan Acker (DEM) | | | Kevin A. Graves (GRN) | | | Marge Katchmark Sallows (NLP) | | | Paul Brown (DEM) | | |
|---|---|---|---|---|---|---|---|---|---|---|---|---|---|---|---|---|---|---|---|---|---|---|---|---|---|---|---|---|---|---|
| | | AV | Elec Day | TOTAL | AV | Elec Day | TOTAL | AV | Elec Day | TOTAL | AV | Elec Day | TOTAL | AV | Elec Day | TOTAL | AV | Elec Day | TOTAL | AV | Elec Day | TOTAL | AV | Elec Day | TOTAL | AV | Elec Day | TOTAL | AV | Elec Day | TOTAL |
| **RAY TOWNSHIP** | | | | | | | | | | | | | | | | | | | | | | | | | | | | | | |
| 01 | 830 | 128 | 305 | **433** | 125 | 286 | **411** | 8 | 10 | **18** | 1 | 13 | **14** | 7 | 10 | **17** | 3 | 10 | **13** | 60 | 120 | **180** | 0 | 7 | **7** | 1 | 6 | **7** | 57 | 115 | **172** |
| 02 | 1,115 | 178 | 399 | **577** | 177 | 348 | **525** | 13 | 16 | **29** | 4 | 21 | **25** | 8 | 14 | **22** | 4 | 20 | **24** | 87 | 147 | **234** | 0 | 16 | **16** | 3 | 11 | **14** | 81 | 133 | **214** |
| | **1,945** | **306** | **704** | **1,010** | **302** | **634** | **936** | **21** | **26** | **47** | **5** | **34** | **39** | **15** | **24** | **39** | **7** | **30** | **37** | **147** | **267** | **414** | **0** | **23** | **23** | **4** | **17** | **21** | **138** | **248** | **386** |

| | POLL BOOK TOTALS | Andrea Fischer Newman (REP) | | | Andrew Richner (REP) | | | Crystal Van Sickle (UST) | | | James Lewis Hudler (LIB) | | | Joe Sanger (UST) | | | John Jascob (LIB) | | | Jordan Acker (DEM) | | | Kevin A. Graves (GRN) | | | Marge Katchmark Sallows (NLP) | | | Paul Brown (DEM) | | |
|---|---|---|---|---|---|---|---|---|---|---|---|---|---|---|---|---|---|---|---|---|---|---|---|---|---|---|---|---|---|---|
| | | AV | Elec Day | TOTAL | AV | Elec Day | TOTAL | AV | Elec Day | TOTAL | AV | Elec Day | TOTAL | AV | Elec Day | TOTAL | AV | Elec Day | TOTAL | AV | Elec Day | TOTAL | AV | Elec Day | TOTAL | AV | Elec Day | TOTAL | AV | Elec Day | TOTAL |
| **RICHMOND CITY** | | | | | | | | | | | | | | | | | | | | | | | | | | | | | | |
| 01 | 1,407 | 200 | 411 | **611** | 194 | 376 | **570** | 9 | 34 | **43** | 3 | 32 | **35** | 5 | 16 | **21** | 4 | 33 | **37** | 146 | 262 | **408** | 3 | 12 | **15** | 4 | 13 | **17** | 130 | 240 | **370** |
| 02 | 1,204 | 146 | 415 | **561** | 142 | 390 | **532** | 10 | 31 | **41** | 4 | 18 | **22** | 4 | 16 | **20** | 0 | 21 | **21** | 87 | 236 | **323** | 4 | 15 | **19** | 7 | 13 | **20** | 98 | 231 | **329** |
| | **2,611** | **346** | **826** | **1,172** | **336** | **766** | **1,102** | **19** | **65** | **84** | **7** | **50** | **57** | **9** | **32** | **41** | **4** | **54** | **58** | **233** | **498** | **731** | **7** | **27** | **34** | **11** | **26** | **37** | **228** | **471** | **699** |

| | POLL BOOK TOTALS | Andrea Fischer Newman (REP) | | | Andrew Richner (REP) | | | Crystal Van Sickle (UST) | | | James Lewis Hudler (LIB) | | | Joe Sanger (UST) | | | John Jascob (LIB) | | | Jordan Acker (DEM) | | | Kevin A. Graves (GRN) | | | Marge Katchmark Sallows (NLP) | | | Paul Brown (DEM) | | |
|---|---|---|---|---|---|---|---|---|---|---|---|---|---|---|---|---|---|---|---|---|---|---|---|---|---|---|---|---|---|---|
| | | AV | Elec Day | TOTAL | AV | Elec Day | TOTAL | AV | Elec Day | TOTAL | AV | Elec Day | TOTAL | AV | Elec Day | TOTAL | AV | Elec Day | TOTAL | AV | Elec Day | TOTAL | AV | Elec Day | TOTAL | AV | Elec Day | TOTAL | AV | Elec Day | TOTAL |
| **RICHMOND TOWNSHIP** | | | | | | | | | | | | | | | | | | | | | | | | | | | | | | |
| 01 | 804 | NA | 425 | **425** | NA | 401 | **401** | NA | 20 | **20** | NA | 11 | **11** | NA | 17 | **17** | NA | 12 | **12** | NA | 147 | **147** | NA | 10 | **10** | NA | 7 | **7** | NA | 133 | **133** |
| 02 | 947 | NA | 475 | **475** | NA | 448 | **448** | NA | 27 | **27** | NA | 24 | **24** | NA | 17 | **17** | NA | 23 | **23** | NA | 171 | **171** | NA | 9 | **9** | NA | 11 | **11** | NA | 176 | **176** |
| | **1,751** | **NA** | **900** | **900** | **NA** | **849** | **849** | **NA** | **47** | **47** | **NA** | **35** | **35** | **NA** | **34** | **34** | **NA** | **35** | **35** | **NA** | **318** | **318** | **NA** | **19** | **19** | **NA** | **18** | **18** | **NA** | **309** | **309** |

| | POLL BOOK TOTALS | Andrea Fischer Newman (REP) | | | Andrew Richner (REP) | | | Crystal Van Sickle (UST) | | | James Lewis Hudler (LIB) | | | Joe Sanger (UST) | | | John Jascob (LIB) | | | Jordan Acker (DEM) | | | Kevin A. Graves (GRN) | | | Marge Katchmark Sallows (NLP) | | | Paul Brown (DEM) | | |
|---|---|---|---|---|---|---|---|---|---|---|---|---|---|---|---|---|---|---|---|---|---|---|---|---|---|---|---|---|---|---|
| | | AV | Elec Day | TOTAL | AV | Elec Day | TOTAL | AV | Elec Day | TOTAL | AV | Elec Day | TOTAL | AV | Elec Day | TOTAL | AV | Elec Day | TOTAL | AV | Elec Day | TOTAL | AV | Elec Day | TOTAL | AV | Elec Day | TOTAL | AV | Elec Day | TOTAL |
| **ROSEVILLE** | | | | | | | | | | | | | | | | | | | | | | | | | | | | | | |
| 01 | 1,170 | 89 | 256 | **345** | 78 | 241 | **319** | 7 | 30 | **37** | 2 | 23 | **25** | 7 | 23 | **30** | 3 | 26 | **29** | 109 | 431 | **540** | 1 | 13 | **14** | 0 | 13 | **13** | 107 | 389 | **496** |
| 02 | 1,605 | 108 | 347 | **455** | 98 | 307 | **405** | 7 | 32 | **39** | 7 | 25 | **32** | 6 | 22 | **28** | 4 | 23 | **27** | 179 | 563 | **742** | 7 | 29 | **36** | 4 | 16 | **20** | 172 | 519 | **691** |
| 03 | 1,072 | 72 | 168 | **240** | 59 | 165 | **224** | 6 | 38 | **44** | 3 | 18 | **21** | 5 | 14 | **19** | 4 | 19 | **23** | 128 | 440 | **568** | 3 | 22 | **25** | 10 | 18 | **28** | 130 | 415 | **545** |
| 04 | 673 | 60 | 139 | **199** | 52 | 137 | **189** | 7 | 11 | **18** | 1 | 13 | **14** | 2 | 10 | **12** | 2 | 18 | **20** | 84 | 246 | **330** | 0 | 17 | **17** | 1 | 5 | **6** | 76 | 226 | **302** |
| 05 | 1,141 | 77 | 247 | **324** | 69 | 211 | **280** | 7 | 21 | **28** | 6 | 21 | **27** | 5 | 19 | **24** | 6 | 26 | **32** | 129 | 415 | **544** | 6 | 18 | **24** | 1 | 12 | **13** | 130 | 397 | **527** |
| 06 | 1,511 | 122 | 360 | **482** | 114 | 313 | **427** | 9 | 43 | **52** | 2 | 28 | **30** | 10 | 27 | **37** | 4 | 23 | **27** | 135 | 500 | **635** | 4 | 24 | **28** | 8 | 30 | **38** | 138 | 454 | **592** |
| 07 | 1,546 | 100 | 351 | **451** | 96 | 295 | **391** | 14 | 38 | **52** | 3 | 36 | **39** | 8 | 24 | **32** | 4 | 33 | **37** | 172 | 516 | **688** | 2 | 29 | **31** | 7 | 21 | **28** | 177 | 465 | **642** |
| 08 | 1,404 | 115 | 302 | **417** | 103 | 273 | **376** | 11 | 29 | **40** | 6 | 23 | **29** | 14 | 17 | **31** | 7 | 26 | **33** | 193 | 434 | **627** | 4 | 22 | **26** | 7 | 10 | **17** | 198 | 406 | **604** |
| 09 | 1,456 | 143 | 345 | **488** | 134 | 304 | **438** | 13 | 24 | **37** | 6 | 19 | **25** | 17 | 22 | **39** | 5 | 14 | **19** | 179 | 434 | **613** | 3 | 17 | **20** | 2 | 11 | **13** | 160 | 393 | **553** |
| 10 | 864 | 56 | 233 | **289** | 50 | 198 | **248** | 4 | 24 | **28** | 1 | 13 | **14** | 0 | 16 | **16** | 3 | 14 | **17** | 82 | 266 | **348** | 4 | 9 | **13** | 2 | 13 | **15** | 78 | 244 | **322** |
| 11 | 1,151 | 110 | 298 | **408** | 102 | 240 | **342** | 7 | 27 | **34** | 9 | 20 | **29** | 7 | 11 | **18** | 4 | 29 | **33** | 109 | 347 | **456** | 5 | 14 | **19** | 9 | 16 | **25** | 105 | 320 | **425** |
| 12 | 951 | 123 | 165 | **288** | 118 | 144 | **262** | 9 | 25 | **34** | 4 | 15 | **19** | 5 | 12 | **17** | 2 | 12 | **14** | 122 | 327 | **449** | 2 | 13 | **15** | 6 | 6 | **12** | 120 | 295 | **415** |

| | | | | | | | | | | | | | | | | | | | | | | | | | | | | | | | |
|---|---|---|---|---|---|---|---|---|---|---|---|---|---|---|---|---|---|---|---|---|---|---|---|---|---|---|---|---|---|---|---|
| 13 | 575 | 50 | 132 | 182 | 36 | 112 | 148 | 3 | 11 | 14 | 3 | 7 | 10 | 5 | 5 | 10 | 1 | 9 | 10 | 69 | 192 | 261 | 1 | 10 | 11 | 1 | 8 | 9 | 63 | 169 | 232 |
| 14 | 875 | 85 | 185 | 270 | 80 | 160 | 240 | 10 | 19 | 29 | 8 | 15 | 23 | 4 | 11 | 15 | 6 | 11 | 17 | 100 | 271 | 371 | 1 | 15 | 16 | 5 | 10 | 15 | 96 | 257 | 353 |
| 15 | 1,338 | 123 | 194 | 317 | 101 | 177 | 278 | 12 | 27 | 39 | 4 | 14 | 18 | 5 | 12 | 17 | 6 | 25 | 31 | 173 | 528 | 701 | 6 | 10 | 16 | 8 | 11 | 19 | 175 | 494 | 669 |
| | 17,332 | 1,433 | 3,722 | 5,155 | 1,290 | 3,277 | 4,567 | 126 | 399 | 525 | 65 | 290 | 355 | 100 | 245 | 345 | 61 | 308 | 369 | 1,963 | 5,910 | 7,873 | 49 | 262 | 311 | 71 | 200 | 271 | 1,925 | 5,443 | 7,368 |

| | POLL BOOK TOTALS | Andrea Fischer Newman (REP) | | | Andrew Richner (REP) | | | Crystal Van Sickle (UST) | | | James Lewis Hudler (LIB) | | | Joe Sanger (UST) | | | John Jascob (LIB) | | | Jordan Acker (DEM) | | | Kevin A. Graves (GRN) | | | Marge Katchmark Sallows (NLP) | | | Paul Brown (DEM) | | |
|---|---|---|---|---|---|---|---|---|---|---|---|---|---|---|---|---|---|---|---|---|---|---|---|---|---|---|---|---|---|---|---|
| | | AV | Elec Day | TOTAL | AV | Elec Day | TOTAL | AV | Elec Day | TOTAL | AV | Elec Day | TOTAL | AV | Elec Day | TOTAL | AV | Elec Day | TOTAL | AV | Elec Day | TOTAL | AV | Elec Day | TOTAL | AV | Elec Day | TOTAL | AV | Elec Day | TOTAL |
| **SHELBY TOWNSHIP** | | | | | | | | | | | | | | | | | | | | | | | | | | | | | | | |
| 01 | 1,740 | 312 | 570 | **882** | 316 | 523 | **839** | 15 | 18 | **33** | 18 | 13 | **31** | 13 | 16 | **29** | 16 | 16 | **32** | 166 | 249 | **415** | 3 | 18 | **21** | 5 | 12 | **17** | 162 | 225 | **387** |
| 02 | 1,457 | 249 | 446 | **695** | 231 | 409 | **640** | 10 | 23 | **33** | 4 | 29 | **33** | 12 | 19 | **31** | 3 | 27 | **30** | 119 | 287 | **406** | 3 | 20 | **23** | 3 | 11 | **14** | 110 | 261 | **371** |
| 03 | 720 | 67 | 264 | **331** | 63 | 225 | **288** | 3 | 11 | **14** | 1 | 11 | **12** | 1 | 9 | **10** | 0 | 12 | **12** | 48 | 155 | **203** | 0 | 14 | **14** | 2 | 14 | **16** | 49 | 152 | **201** |
| 04 | 1,187 | 244 | 344 | **588** | 231 | 323 | **554** | 6 | 18 | **24** | 4 | 16 | **20** | 6 | 17 | **23** | 6 | 16 | **22** | 105 | 191 | **296** | 5 | 9 | **14** | 4 | 9 | **13** | 94 | 182 | **276** |
| 05 | 842 | 115 | 196 | **311** | 117 | 181 | **298** | 2 | 14 | **16** | 5 | 5 | **10** | 0 | 4 | **4** | 3 | 7 | **10** | 104 | 232 | **336** | 4 | 6 | **10** | 2 | 5 | **7** | 114 | 219 | **333** |
| 06 | 968 | 57 | 319 | **376** | 59 | 294 | **353** | 5 | 16 | **21** | 1 | 21 | **22** | 7 | 18 | **25** | 0 | 17 | **17** | 69 | 292 | **361** | 0 | 10 | **10** | 2 | 6 | **8** | 68 | 263 | **351** |
| 07 | 1,197 | 235 | 320 | **555** | 220 | 295 | **515** | 11 | 15 | **26** | 7 | 20 | **27** | 6 | 14 | **20** | 5 | 18 | **23** | 129 | 208 | **337** | 2 | 17 | **19** | 0 | 8 | **8** | 140 | 188 | **328** |
| 08 | 636 | 96 | 219 | **315** | 94 | 188 | **282** | 6 | 8 | **14** | 1 | 9 | **10** | 5 | 7 | **12** | 2 | 13 | **15** | 58 | 111 | **169** | 2 | 8 | **10** | 0 | 5 | **5** | 54 | 107 | **161** |
| 09 | 803 | 45 | 235 | **280** | 49 | 206 | **255** | 2 | 18 | **20** | 0 | 16 | **16** | 0 | 18 | **18** | 1 | 9 | **10** | 50 | 286 | **336** | 2 | 9 | **11** | 1 | 8 | **9** | 52 | 279 | **331** |
| 10 | 965 | 135 | 314 | **449** | 112 | 273 | **385** | 7 | 8 | **15** | 8 | 11 | **19** | 3 | 5 | **8** | 7 | 14 | **21** | 119 | 160 | **279** | 0 | 15 | **15** | 2 | 8 | **10** | 116 | 154 | **270** |
| 11 | 1,267 | 158 | 373 | **531** | 145 | 348 | **493** | 3 | 17 | **20** | 3 | 17 | **20** | 3 | 12 | **15** | 2 | 17 | **19** | 125 | 297 | **422** | 4 | 18 | **22** | 4 | 7 | **11** | 129 | 279 | **408** |
| 12 | 879 | 170 | 284 | **454** | 162 | 275 | **437** | 5 | 9 | **14** | 1 | 5 | **6** | 5 | 9 | **14** | 2 | 8 | **10** | 60 | 143 | **203** | 0 | 5 | **5** | 0 | 2 | **2** | 57 | 145 | **202** |
| 13 | 680 | 128 | 182 | **310** | 134 | 176 | **310** | 4 | 8 | **12** | 0 | 7 | **7** | 3 | 2 | **5** | 0 | 8 | **8** | 63 | 118 | **181** | 1 | 5 | **6** | 0 | 7 | **7** | 64 | 107 | **171** |
| 14 | 1,391 | 202 | 484 | **686** | 189 | 431 | **620** | 10 | 12 | **22** | 4 | 20 | **24** | 13 | 11 | **24** | 7 | 24 | **31** | 121 | 262 | **383** | 2 | 13 | **15** | 0 | 7 | **7** | 128 | 238 | **366** |
| 15 | 1,393 | 215 | 412 | **627** | 200 | 358 | **558** | 13 | 20 | **33** | 3 | 29 | **32** | 9 | 13 | **22** | 7 | 28 | **35** | 147 | 275 | **422** | 3 | 13 | **16** | 2 | 11 | **13** | 153 | 259 | **412** |
| 16 | 1,798 | 390 | 573 | **963** | 363 | 531 | **894** | 11 | 10 | **21** | 10 | 17 | **27** | 8 | 12 | **20** | 12 | 11 | **23** | 208 | 267 | **475** | 2 | 15 | **17** | 4 | 12 | **16** | 197 | 241 | **438** |
| 17 | 1,487 | 211 | 526 | **737** | 198 | 508 | **706** | 2 | 20 | **22** | 7 | 24 | **31** | 2 | 15 | **17** | 7 | 21 | **28** | 112 | 282 | **394** | 2 | 18 | **20** | 2 | 12 | **14** | 106 | 270 | **376** |
| 18 | 1,084 | 186 | 293 | **479** | 175 | 266 | **441** | 10 | 16 | **26** | 3 | 27 | **30** | 5 | 10 | **15** | 3 | 24 | **27** | 150 | 201 | **351** | 4 | 11 | **15** | 4 | 4 | **8** | 144 | 189 | **333** |
| 19 | 984 | 207 | 295 | **502** | 182 | 286 | **468** | 3 | 13 | **16** | 3 | 17 | **20** | 0 | 9 | **9** | 3 | 16 | **19** | 75 | 183 | **258** | 1 | 8 | **9** | 2 | 6 | **8** | 76 | 177 | **253** |
| 20 | 772 | 114 | 221 | **335** | 105 | 213 | **318** | 9 | 19 | **28** | 4 | 13 | **17** | 8 | 5 | **13** | 3 | 7 | **10** | 86 | 160 | **246** | 2 | 12 | **14** | 1 | 11 | **12** | 81 | 157 | **238** |
| 21 | 739 | 24 | 173 | **197** | 24 | 156 | **180** | 2 | 24 | **26** | 0 | 25 | **25** | 2 | 12 | **14** | 1 | 19 | **20** | 37 | 326 | **363** | 1 | 14 | **15** | 2 | 7 | **9** | 35 | 289 | **324** |
| 22 | 1,810 | 408 | 571 | **979** | 388 | 539 | **927** | 13 | 14 | **27** | 11 | 21 | **32** | 3 | 17 | **20** | 18 | 16 | **34** | 216 | 254 | **470** | 3 | 7 | **10** | 4 | 10 | **14** | 217 | 240 | **457** |
| 23 | 1,595 | 353 | 507 | **860** | 325 | 467 | **792** | 9 | 26 | **35** | 7 | 21 | **28** | 7 | 11 | **18** | 5 | 25 | **30** | 112 | 246 | **358** | 3 | 16 | **19** | 4 | 14 | **18** | 107 | 234 | **341** |
| 24 | 1,861 | 422 | 601 | **1,023** | 404 | 540 | **944** | 11 | 14 | **25** | 8 | 14 | **22** | 7 | 19 | **26** | 7 | 24 | **31** | 166 | 259 | **425** | 8 | 7 | **15** | 8 | 12 | **20** | 175 | 259 | **434** |
| 25 | 1,344 | 281 | 366 | **647** | 277 | 349 | **626** | 2 | 14 | **16** | 7 | 11 | **18** | 3 | 16 | **19** | 6 | 16 | **22** | 136 | 253 | **389** | 2 | 14 | **16** | 2 | 11 | **13** | 136 | 240 | **376** |
| 26 | 1,172 | 245 | 265 | **510** | 219 | 233 | **452** | 13 | 26 | **39** | 6 | 11 | **17** | 8 | 8 | **16** | 2 | 11 | **13** | 188 | 231 | **419** | 4 | 14 | **18** | 8 | 7 | **15** | 178 | 212 | **390** |
| 27 | 1,326 | 197 | 389 | **586** | 183 | 332 | **515** | 6 | 10 | **16** | 3 | 10 | **13** | 7 | 10 | **17** | 2 | 8 | **10** | 155 | 327 | **482** | 2 | 6 | **8** | 2 | 4 | **6** | 145 | 325 | **470** |
| 28 | 1,403 | 336 | 304 | **640** | 315 | 274 | **589** | 11 | 7 | **18** | 6 | 11 | **17** | 9 | 7 | **16** | 6 | 10 | **16** | 245 | 212 | **457** | 4 | 8 | **12** | 6 | 3 | **9** | 261 | 205 | **466** |
| 29 | 859 | 128 | 297 | **425** | 117 | 289 | **406** | 2 | 8 | **10** | 0 | 13 | **13** | 2 | 3 | **5** | 1 | 13 | **14** | 69 | 166 | **235** | 0 | 12 | **12** | 1 | 5 | **6** | 71 | 159 | **230** |
| 30 | 1,063 | 176 | 299 | **475** | 155 | 287 | **442** | 9 | 9 | **18** | 7 | 13 | **20** | 6 | 8 | **14** | 7 | 16 | **23** | 120 | 202 | **322** | 2 | 10 | **12** | 3 | 10 | **13** | 120 | 183 | **303** |
| | 35,422 | 6,106 | 10,642 | **16,748** | 5,752 | 9,775 | **15,527** | 215 | 445 | **660** | 142 | 477 | **619** | 163 | 336 | **499** | 144 | 471 | **615** | 3,558 | 6,835 | **10,393** | 71 | 352 | **423** | 80 | 248 | **328** | 3,539 | 6,458 | **9,997** |

| | POLL BOOK TOTALS | Andrea Fischer Newman (REP) | | | Andrew Richner (REP) | | | Crystal Van Sickle (UST) | | | James Lewis Hudler (LIB) | | | Joe Sanger (UST) | | | John Jascob (LIB) | | | Jordan Acker (DEM) | | | Kevin A. Graves (GRN) | | | Marge Katchmark Sallows (NLP) | | | Paul Brown (DEM) | | |
|---|---|---|---|---|---|---|---|---|---|---|---|---|---|---|---|---|---|---|---|---|---|---|---|---|---|---|---|---|---|---|---|
| | | AV | Elec Day | TOTAL | AV | Elec Day | TOTAL | AV | Elec Day | TOTAL | AV | Elec Day | TOTAL | AV | Elec Day | TOTAL | AV | Elec Day | TOTAL | AV | Elec Day | TOTAL | AV | Elec Day | TOTAL | AV | Elec Day | TOTAL | AV | Elec Day | TOTAL |
| **ST. CLAIR SHORES** | | | | | | | | | | | | | | | | | | | | | | | | | | | | | | | |
| 01 | 1,882 | 366 | 431 | **797** | 351 | 411 | **762** | 14 | 16 | **30** | 5 | 16 | **21** | 7 | 9 | **16** | 5 | 15 | **20** | 281 | 418 | **699** | 4 | 26 | **30** | 5 | 10 | **15** | 266 | 384 | **650** |
| 02 | 1,666 | 262 | 339 | **601** | 254 | 288 | **542** | 14 | 24 | **38** | 7 | 20 | **27** | 12 | 17 | **29** | 5 | 22 | **27** | 288 | 388 | **676** | 6 | 19 | **25** | 7 | 11 | **18** | 258 | 351 | **609** |
| 03 | 1,600 | 158 | 384 | **542** | 152 | 354 | **506** | 6 | 25 | **31** | 4 | 34 | **38** | 7 | 12 | **19** | 4 | 36 | **40** | 180 | 492 | **672** | 7 | 29 | **36** | 4 | 20 | **24** | 182 | 441 | **623** |
| 04 | 1,569 | 221 | 350 | **571** | 205 | 299 | **504** | 9 | 20 | **29** | 9 | 34 | **43** | 7 | 13 | **20** | 10 | 25 | **35** | 199 | 449 | **648** | 5 | 19 | **24** | 4 | 9 | **13** | 200 | 417 | **617** |

| | | Andrea Fischer Newman (REP) | | | Andrew Richner (REP) | | | Crystal Van Sickle (UST) | | | James Lewis Hudler (LIB) | | | Joe Sanger (UST) | | | John Jascob (LIB) | | | Jordan Acker (DEM) | | | Kevin A. Graves (GRN) | | | Marge Katchmark Sallows (NLP) | | | Paul Brown (DEM) | | |
|---|---|---|---|---|---|---|---|---|---|---|---|---|---|---|---|---|---|---|---|---|---|---|---|---|---|---|---|---|---|---|
| | POLL BOOK TOTALS | AV | Elec Day | TOTAL | AV | Elec Day | TOTAL | AV | Elec Day | TOTAL | AV | Elec Day | TOTAL | AV | Elec Day | TOTAL | AV | Elec Day | TOTAL | AV | Elec Day | TOTAL | AV | Elec Day | TOTAL | AV | Elec Day | TOTAL | AV | Elec Day | TOTAL |
| 05 | 1,452 | 107 | 361 | **468** | 103 | 340 | **443** | 8 | 18 | **26** | 4 | 34 | **38** | 6 | 14 | **20** | 7 | 29 | **36** | 167 | 473 | **640** | 4 | 27 | **31** | 0 | 7 | **7** | 162 | 428 | **590** |
| 06 | 1,434 | 152 | 194 | **346** | 148 | 185 | **333** | 6 | 26 | **32** | 5 | 25 | **30** | 4 | 12 | **16** | 3 | 16 | **19** | 191 | 557 | **748** | 3 | 19 | **22** | 5 | 13 | **18** | 193 | 547 | **740** |
| 07 | 912 | 95 | 199 | **294** | 85 | 174 | **259** | 1 | 19 | **20** | 3 | 10 | **13** | 2 | 15 | **17** | 6 | 15 | **21** | 100 | 298 | **398** | 5 | 23 | **28** | 1 | 12 | **13** | 97 | 275 | **372** |
| 08 | 1,303 | 170 | 333 | **503** | 173 | 306 | **479** | 6 | 16 | **22** | 7 | 20 | **27** | 7 | 20 | **27** | 11 | 19 | **30** | 151 | 312 | **463** | 4 | 8 | **12** | 3 | 6 | **9** | 142 | 306 | **448** |
| 09 | 842 | 116 | 209 | **325** | 109 | 189 | **298** | 6 | 15 | **21** | 3 | 15 | **18** | 4 | 7 | **11** | 1 | 16 | **17** | 115 | 196 | **311** | 2 | 13 | **15** | 5 | 7 | **12** | 112 | 184 | **296** |
| 10 | 1,587 | 171 | 385 | **556** | 158 | 359 | **517** | 11 | 26 | **37** | 6 | 27 | **33** | 8 | 21 | **29** | 7 | 24 | **31** | 164 | 467 | **631** | 5 | 24 | **29** | 5 | 13 | **18** | 161 | 402 | **563** |
| 11 | 664 | 85 | 161 | **246** | 85 | 150 | **235** | 1 | 7 | **8** | 2 | 8 | **10** | 0 | 9 | **9** | 3 | 11 | **14** | 69 | 164 | **233** | 3 | 9 | **12** | 1 | 3 | **4** | 74 | 154 | **228** |
| 12 | 1,585 | 240 | 381 | **621** | 228 | 366 | **594** | 6 | 24 | **30** | 13 | 24 | **37** | 4 | 16 | **20** | 11 | 27 | **38** | 221 | 336 | **557** | 4 | 13 | **17** | 3 | 11 | **14** | 212 | 322 | **534** |
| 13 | 1,896 | 371 | 512 | **883** | 352 | 484 | **836** | 15 | 18 | **33** | 5 | 22 | **27** | 10 | 11 | **21** | 3 | 25 | **28** | 234 | 330 | **564** | 6 | 21 | **27** | 8 | 7 | **15** | 227 | 316 | **543** |
| 14 | 637 | 77 | 178 | **255** | 72 | 153 | **225** | 5 | 7 | **12** | 3 | 6 | **9** | 4 | 11 | **15** | 2 | 9 | **11** | 80 | 158 | **238** | 5 | 12 | **17** | 1 | 4 | **5** | 80 | 144 | **224** |
| 15 | 1,565 | 148 | 410 | **558** | 141 | 361 | **502** | 13 | 19 | **32** | 5 | 32 | **37** | 5 | 14 | **19** | 6 | 26 | **32** | 193 | 408 | **601** | 3 | 15 | **18** | 7 | 7 | **14** | 194 | 365 | **559** |
| 16 | 1,466 | 181 | 368 | **549** | 176 | 322 | **498** | 7 | 33 | **40** | 8 | 29 | **37** | 6 | 16 | **22** | 7 | 23 | **30** | 177 | 349 | **526** | 5 | 19 | **24** | 1 | 17 | **18** | 173 | 328 | **501** |
| 17 | 1,641 | 251 | 413 | **664** | 240 | 381 | **621** | 13 | 23 | **36** | 9 | 31 | **40** | 11 | 15 | **26** | 9 | 25 | **34** | 191 | 386 | **577** | 5 | 22 | **27** | 4 | 14 | **18** | 190 | 329 | **519** |
| 18 | 1,291 | 169 | 338 | **507** | 153 | 298 | **451** | 11 | 16 | **27** | 10 | 17 | **27** | 6 | 15 | **21** | 15 | 22 | **37** | 172 | 300 | **472** | 3 | 10 | **13** | 3 | 12 | **15** | 166 | 273 | **439** |
| 19 | 1,063 | 150 | 279 | **429** | 142 | 251 | **393** | 11 | 23 | **34** | 2 | 11 | **13** | 7 | 12 | **19** | 3 | 12 | **15** | 121 | 223 | **344** | 3 | 14 | **17** | 2 | 10 | **12** | 127 | 211 | **338** |
| 20 | 760 | 120 | 161 | **281** | 113 | 143 | **256** | 8 | 17 | **25** | 1 | 19 | **20** | 3 | 11 | **14** | 4 | 18 | **22** | 98 | 194 | **292** | 4 | 19 | **23** | 5 | 6 | **11** | 93 | 166 | **259** |
| 21 | 1,195 | 147 | 293 | **440** | 135 | 242 | **377** | 15 | 21 | **36** | 5 | 20 | **25** | 13 | 12 | **25** | 5 | 21 | **26** | 126 | 308 | **434** | 7 | 18 | **25** | 2 | 16 | **18** | 116 | 286 | **402** |
| 22 | 959 | 127 | 279 | **406** | 118 | 236 | **354** | 6 | 19 | **25** | 3 | 20 | **23** | 5 | 10 | **15** | 2 | 18 | **20** | 99 | 180 | **279** | 3 | 15 | **18** | 2 | 6 | **8** | 93 | 177 | **270** |
| 23 | 1,279 | 154 | 298 | **452** | 157 | 285 | **442** | 10 | 22 | **32** | 2 | 26 | **28** | 5 | 13 | **18** | 3 | 12 | **15** | 143 | 318 | **461** | 6 | 22 | **28** | 4 | 16 | **20** | 142 | 291 | **433** |
| | **30,248** | **4,038** | **7,256** | **11,294** | **3,850** | **6,577** | **10,427** | **202** | **454** | **656** | **121** | **500** | **621** | **143** | **305** | **448** | **132** | **466** | **598** | **3,760** | **7,704** | **11,464** | **102** | **416** | **518** | **82** | **237** | **319** | **3,660** | **7,097** | **10,757** |
| **STERLING HEIGHTS** | | | | | | | | | | | | | | | | | | | | | | | | | | | | | | | |
| 01 | 833 | 65 | 211 | **276** | 64 | 190 | **254** | 6 | 20 | **26** | 0 | 13 | **13** | 4 | 11 | **15** | 0 | 16 | **16** | 77 | 294 | **371** | 1 | 4 | **5** | 2 | 5 | **7** | 81 | 279 | **360** |
| 02 | 1,330 | 136 | 347 | **483** | 117 | 305 | **422** | 8 | 19 | **27** | 2 | 16 | **18** | 8 | 11 | **19** | 1 | 10 | **11** | 144 | 441 | **585** | 3 | 13 | **16** | 2 | 7 | **9** | 134 | 425 | **559** |
| 03 | 1,454 | 162 | 295 | **457** | 162 | 251 | **413** | 10 | 17 | **27** | 6 | 23 | **29** | 3 | 15 | **18** | 5 | 21 | **26** | 173 | 522 | **695** | 6 | 15 | **21** | 2 | 11 | **13** | 164 | 493 | **657** |
| 04 | 1,714 | 185 | 393 | **578** | 181 | 350 | **531** | 5 | 32 | **37** | 3 | 21 | **24** | 7 | 18 | **25** | 4 | 19 | **23** | 200 | 533 | **733** | 0 | 26 | **26** | 1 | 9 | **10** | 204 | 505 | **709** |
| 05 | 1,577 | 164 | 345 | **509** | 155 | 303 | **458** | 9 | 33 | **42** | 5 | 20 | **25** | 5 | 17 | **22** | 2 | 19 | **21** | 179 | 509 | **688** | 2 | 23 | **25** | 5 | 18 | **23** | 176 | 471 | **647** |
| 06 | 853 | 130 | 240 | **370** | 116 | 209 | **325** | 6 | 7 | **13** | 1 | 14 | **15** | 2 | 7 | **9** | 4 | 9 | **13** | 92 | 206 | **298** | 0 | 6 | **6** | 2 | 6 | **8** | 81 | 199 | **280** |
| 07 | 1,317 | 163 | 378 | **541** | 150 | 346 | **496** | 11 | 16 | **27** | 3 | 17 | **20** | 5 | 13 | **18** | 1 | 21 | **22** | 132 | 371 | **503** | 2 | 15 | **17** | 2 | 6 | **8** | 133 | 344 | **477** |
| 08 | 1,002 | 112 | 288 | **400** | 102 | 269 | **371** | 3 | 15 | **18** | 3 | 11 | **14** | 1 | 9 | **10** | 2 | 19 | **21** | 106 | 324 | **430** | 0 | 10 | **10** | 3 | 4 | **7** | 106 | 293 | **399** |
| 09 | 559 | 56 | 147 | **203** | 54 | 137 | **191** | 4 | 10 | **14** | 3 | 7 | **10** | 1 | 5 | **6** | 2 | 9 | **11** | 50 | 142 | **192** | 3 | 10 | **13** | 1 | 6 | **7** | 53 | 128 | **181** |
| 10 | 1,302 | 188 | 326 | **514** | 175 | 295 | **470** | 11 | 21 | **32** | 4 | 12 | **16** | 7 | 14 | **21** | 7 | 13 | **20** | 142 | 335 | **477** | 4 | 15 | **19** | 3 | 6 | **9** | 143 | 320 | **463** |
| 11 | 779 | 106 | 203 | **309** | 90 | 177 | **267** | 6 | 8 | **14** | 4 | 8 | **12** | 2 | 4 | **6** | 1 | 10 | **11** | 92 | 207 | **299** | 0 | 8 | **8** | 1 | 3 | **4** | 97 | 202 | **299** |
| 12 | 1,430 | 211 | 341 | **552** | 195 | 308 | **503** | 8 | 21 | **29** | 3 | 23 | **26** | 6 | 14 | **20** | 3 | 18 | **21** | 185 | 390 | **575** | 3 | 19 | **22** | 2 | 14 | **16** | 175 | 364 | **539** |
| 13 | 850 | 93 | 213 | **306** | 90 | 203 | **293** | 2 | 14 | **16** | 0 | 9 | **9** | 2 | 8 | **10** | 3 | 8 | **11** | 92 | 283 | **375** | 3 | 11 | **14** | 3 | 7 | **10** | 98 | 266 | **364** |
| 14 | 753 | 68 | 171 | **239** | 64 | 146 | **210** | 3 | 9 | **12** | 1 | 11 | **12** | 2 | 6 | **8** | 0 | 8 | **8** | 109 | 273 | **382** | 2 | 8 | **10** | 2 | 5 | **7** | 103 | 241 | **344** |
| 15 | 797 | 103 | 251 | **354** | 99 | 223 | **322** | 6 | 11 | **17** | 6 | 6 | **12** | 3 | 13 | **16** | 5 | 11 | **16** | 74 | 187 | **261** | 1 | 12 | **13** | 0 | 7 | **7** | 67 | 184 | **251** |
| 16 | 812 | 96 | 235 | **331** | 80 | 207 | **287** | 4 | 16 | **20** | 4 | 6 | **10** | 1 | 8 | **9** | 5 | 9 | **14** | 83 | 236 | **319** | 2 | 12 | **14** | 1 | 10 | **11** | 81 | 213 | **294** |
| 17 | 826 | 100 | 248 | **348** | 87 | 228 | **315** | 8 | 7 | **15** | 2 | 8 | **10** | 4 | 7 | **11** | 4 | 11 | **15** | 108 | 212 | **320** | 2 | 9 | **11** | 1 | 7 | **8** | 104 | 192 | **296** |
| 18 | 1,296 | 154 | 327 | **481** | 153 | 292 | **445** | 6 | 22 | **28** | 1 | 19 | **20** | 8 | 18 | **26** | 2 | 18 | **20** | 140 | 372 | **512** | 2 | 22 | **24** | 1 | 11 | **12** | 141 | 338 | **479** |
| 19 | 1,476 | 154 | 353 | **507** | 158 | 316 | **474** | 13 | 13 | **26** | 1 | 22 | **23** | 7 | 15 | **22** | 4 | 24 | **28** | 182 | 446 | **628** | 3 | 22 | **25** | 4 | 12 | **16** | 169 | 438 | **607** |
| 20 | 1,260 | 142 | 342 | **484** | 121 | 286 | **407** | 6 | 24 | **30** | 5 | 27 | **32** | 10 | 30 | **40** | 3 | 27 | **30** | 134 | 313 | **447** | 2 | 16 | **18** | 5 | 10 | **15** | 135 | 293 | **428** |
| 21 | 780 | 77 | 228 | **305** | 72 | 196 | **268** | 2 | 19 | **21** | 0 | 20 | **20** | 1 | 19 | **20** | 0 | 17 | **17** | 71 | 219 | **290** | 5 | 9 | **14** | 1 | 10 | **11** | 62 | 214 | **276** |
| 22 | 926 | 116 | 276 | **392** | 104 | 247 | **351** | 5 | 12 | **17** | 3 | 16 | **19** | 2 | 10 | **12** | 2 | 15 | **17** | 89 | 241 | **330** | 0 | 10 | **10** | 1 | 2 | **3** | 84 | 221 | **305** |
| 23 | 926 | 100 | 289 | **389** | 99 | 264 | **363** | 7 | 11 | **18** | 2 | 11 | **13** | 3 | 7 | **10** | 2 | 12 | **14** | 91 | 232 | **323** | 1 | 8 | **9** | 0 | 6 | **6** | 89 | 210 | **299** |
| 24 | 946 | 78 | 313 | **391** | 67 | 283 | **350** | 3 | 8 | **11** | 1 | 10 | **11** | 7 | 11 | **18** | 2 | 15 | **17** | 84 | 265 | **349** | 3 | 11 | **14** | 2 | 5 | **7** | 78 | 236 | **314** |

| | | | | | | | | | | | | | | | | | | | | | | | | | | | | | | | | |
|---|---|---|---|---|---|---|---|---|---|---|---|---|---|---|---|---|---|---|---|---|---|---|---|---|---|---|---|---|---|---|---|---|
| 25 | 1,598 | 192 | 428 | **620** | 177 | 397 | **574** | 13 | 27 | **40** | 9 | 24 | **33** | 10 | 26 | **36** | 8 | 34 | **42** | 173 | 395 | **568** | 2 | 25 | **27** | 5 | 9 | **14** | 170 | 361 | **531** |
| 26 | 1,478 | 222 | 496 | **718** | 209 | 445 | **654** | 6 | 23 | **29** | 4 | 18 | **22** | 3 | 18 | **21** | 5 | 20 | **25** | 133 | 284 | **417** | 0 | 12 | **12** | 1 | 9 | **10** | 126 | 263 | **389** |
| 27 | 1,355 | 153 | 396 | **549** | 145 | 369 | **514** | 10 | 34 | **44** | 4 | 16 | **20** | 7 | 22 | **29** | 1 | 19 | **20** | 131 | 336 | **467** | 3 | 18 | **21** | 2 | 14 | **16** | 125 | 303 | **428** |
| 28 | 1,121 | 170 | 306 | **476** | 157 | 287 | **444** | 9 | 15 | **24** | 2 | 17 | **19** | 3 | 14 | **17** | 4 | 17 | **21** | 130 | 276 | **406** | 3 | 13 | **16** | 3 | 7 | **10** | 122 | 254 | **376** |
| 29 | 1,083 | 130 | 323 | **453** | 125 | 302 | **427** | 11 | 20 | **31** | 2 | 10 | **12** | 8 | 14 | **22** | 5 | 9 | **14** | 106 | 262 | **368** | 4 | 13 | **17** | 3 | 6 | **9** | 100 | 241 | **341** |
| 30 | 682 | 64 | 159 | **223** | 62 | 153 | **215** | 6 | 9 | **15** | 3 | 11 | **14** | 4 | 8 | **12** | 2 | 11 | **13** | 81 | 200 | **281** | 1 | 12 | **13** | 3 | 9 | **12** | 74 | 189 | **263** |
| 31 | 696 | 42 | 215 | **257** | 38 | 178 | **216** | 3 | 11 | **14** | 1 | 13 | **14** | 1 | 4 | **5** | 0 | 15 | **15** | 61 | 220 | **281** | 0 | 7 | **7** | 1 | 6 | **7** | 61 | 208 | **269** |
| 32 | 495 | 16 | 151 | **167** | 14 | 122 | **136** | 3 | 16 | **19** | 1 | 3 | **4** | 2 | 11 | **13** | 1 | 5 | **6** | 29 | 175 | **204** | 1 | 12 | **13** | 2 | 7 | **9** | 28 | 151 | **179** |
| 33 | 951 | 170 | 253 | **423** | 158 | 222 | **380** | 7 | 8 | **15** | 5 | 9 | **14** | 3 | 2 | **5** | 9 | 11 | **20** | 146 | 212 | **358** | 6 | 10 | **16** | 3 | 2 | **5** | 140 | 189 | **329** |
| 34 | 1,276 | 163 | 396 | **559** | 148 | 379 | **527** | 7 | 19 | **26** | 4 | 10 | **14** | 2 | 18 | 20 | 5 | 14 | **19** | 124 | 329 | **453** | 4 | 19 | **23** | 1 | 13 | **14** | 131 | 296 | **427** |
| 35 | 850 | 44 | 272 | **316** | 34 | 248 | **282** | 4 | 27 | **31** | 0 | 29 | **29** | 3 | 13 | **16** | 0 | 20 | **20** | 58 | 247 | **305** | 1 | 18 | **19** | 2 | 17 | **19** | 59 | 221 | **280** |
| 36 | 1,380 | 187 | 404 | **591** | 181 | 333 | **514** | 9 | 19 | **28** | 7 | 13 | **20** | 7 | 20 | **27** | 7 | 19 | **26** | 199 | 270 | **469** | 2 | 10 | **12** | **4** | 10 | **14** | 196 | 260 | **456** |
| 37 | 1,320 | 148 | 325 | **473** | 130 | 293 | **423** | 7 | 21 | **28** | 3 | 16 | **19** | 5 | 13 | 18 | 4 | 17 | **21** | 162 | 365 | **527** | **2** | 15 | **17** | **2** | 15 | **17** | 158 | 353 | **511** |
| 38 | 1,475 | 220 | 304 | **524** | 201 | 269 | **470** | 9 | 19 | **28** | 7 | 23 | **30** | 7 | 15 | **22** | 4 | 18 | **22** | 203 | 418 | **621** | 6 | 23 | **29** | 4 | 7 | **11** | 208 | 397 | **605** |
| 39 | 1,117 | 90 | 373 | **463** | 85 | 326 | **411** | 4 | 23 | **27** | 6 | 16 | **22** | 5 | 22 | **27** | 4 | 18 | **22** | 100 | 291 | **391** | 6 | 22 | **28** | 2 | 15 | **17** | 95 | 284 | **379** |
| 40 | 595 | 42 | 197 | **239** | 36 | 177 | **213** | 1 | 11 | **12** | 0 | 15 | **15** | 1 | 7 | **8** | 2 | 10 | **12** | 40 | 142 | **182** | 5 | 6 | **11** | 0 | 5 | **5** | 42 | 129 | **171** |
| 41 | 851 | 64 | 253 | **317** | 59 | 220 | **279** | 5 | 15 | **20** | 3 | 15 | **18** | 5 | 15 | **20** | 2 | 18 | **20** | 72 | 229 | **301** | 2 | 22 | **24** | 2 | 7 | **9** | 66 | 202 | **268** |
| 42 | 1,056 | 158 | 297 | **455** | 158 | 272 | **430** | 11 | 10 | **21** | 1 | 16 | **17** | 7 | 10 | **17** | 1 | 19 | **20** | 123 | 205 | **328** | 1 | 14 | **15** | 3 | 9 | **12** | 115 | 210 | **325** |
| 43 | 1,790 | 377 | 441 | **818** | 349 | 420 | **769** | 11 | 16 | **27** | 7 | 19 | **26** | 7 | 6 | **13** | 6 | 17 | **23** | 264 | 360 | **624** | 6 | 10 | **16** | 3 | 9 | **12** | 245 | 340 | **585** |
| 44 | 1,074 | 201 | 276 | **477** | 193 | 254 | **447** | 11 | 6 | **17** | 2 | 6 | 8 | 8 | 5 | **13** | 4 | 4 | **8** | 160 | 206 | **366** | 1 | 9 | **10** | 3 | 5 | **8** | 163 | 205 | **368** |
| 45 | 1,351 | 186 | 397 | **583** | 174 | 354 | **528** | 5 | 11 | **16** | 2 | 15 | **17** | 4 | 5 | **9** | 2 | 9 | **11** | 146 | 390 | **536** | 4 | 9 | **13** | 2 | 6 | **8** | 154 | 370 | **524** |
| | **49,392** | **5,998** | **13,422** | **19,420** | **5,588** | **12,051** | **17,639** | **304** | **745** | **1,049** | **136** | **664** | **800** | **203** | **558** | **761** | **140** | **683** | **823** | **5,470** | **13,365** | **18,835** | **110** | **613** | **723** | **98** | **374** | **472** | **5,336** | **12,495** | **17,831** |

| | POLL BOOK TOTALS | Andrea Fischer Newman (REP) | | | Andrew Richner (REP) | | | Crystal Van Sickle (UST) | | | James Lewis Hudler (LIB) | | | Joe Sanger (UST) | | | John Jascob (LIB) | | | Jordan Acker (DEM) | | | Kevin A. Graves (GRN) | | | Marge Katchmark Sallows (NLP) | | | Paul Brown (DEM) | | |
|---|---|---|---|---|---|---|---|---|---|---|---|---|---|---|---|---|---|---|---|---|---|---|---|---|---|---|---|---|---|---|---|
| | | AV | Elec Day | TOTAL | AV | Elec Day | TOTAL | AV | Elec Day | TOTAL | AV | Elec Day | TOTAL | AV | Elec Day | TOTAL | AV | Elec Day | TOTAL | AV | Elec Day | TOTAL | AV | Elec Day | TOTAL | AV | Elec Day | TOTAL | AV | Elec Day | TOTAL |
| **UTICA** | | | | | | | | | | | | | | | | | | | | | | | | | | | | | | | |
| 01 | 427 | 25 | 125 | **150** | 21 | 110 | **131** | 3 | 10 | **13** | 1 | 9 | **10** | 1 | 6 | **7** | 0 | 10 | **10** | 22 | 142 | **164** | 1 | 8 | **9** | 0 | 5 | **5** | 26 | 115 | **141** |
| 02 | 807 | 92 | 250 | **342** | 87 | 236 | **323** | 6 | 13 | **19** | 3 | 16 | **19** | 2 | 18 | **20** | 4 | 16 | **20** | 57 | 175 | **232** | 2 | 6 | **8** | 0 | 8 | **8** | 68 | 149 | **217** |
| 03 | 903 | 99 | 236 | **335** | 92 | 202 | **294** | 9 | 15 | **24** | 6 | 15 | **21** | 2 | 18 | **20** | 3 | 17 | **20** | 85 | 284 | **369** | 6 | 8 | **14** | 4 | 7 | **11** | 77 | 271 | **348** |
| | **2,137** | **216** | **611** | **827** | **200** | **548** | **748** | **18** | **38** | **56** | **10** | **40** | **50** | **5** | **42** | **47** | **7** | **43** | **50** | **164** | **601** | **765** | **9** | **22** | **31** | **4** | **20** | **24** | **171** | **535** | **706** |

| | POLL BOOK TOTALS | Andrea Fischer Newman (REP) | | | Andrew Richner (REP) | | | Crystal Van Sickle (UST) | | | James Lewis Hudler (LIB) | | | Joe Sanger (UST) | | | John Jascob (LIB) | | | Jordan Acker (DEM) | | | Kevin A. Graves (GRN) | | | Marge Katchmark Sallows (NLP) | | | Paul Brown (DEM) | | |
|---|---|---|---|---|---|---|---|---|---|---|---|---|---|---|---|---|---|---|---|---|---|---|---|---|---|---|---|---|---|---|---|
| | | AV | Elec Day | TOTAL | AV | Elec Day | TOTAL | AV | Elec Day | TOTAL | AV | Elec Day | TOTAL | AV | Elec Day | TOTAL | AV | Elec Day | TOTAL | AV | Elec Day | TOTAL | AV | Elec Day | TOTAL | AV | Elec Day | TOTAL | AV | Elec Day | TOTAL |
| **WARREN** | | | | | | | | | | | | | | | | | | | | | | | | | | | | | | | |
| 01 | 1,332 | 63 | 206 | **269** | 61 | 158 | **219** | 7 | 35 | **42** | 5 | 26 | **31** | 8 | 23 | **31** | 6 | 25 | **31** | 108 | 662 | **770** | 5 | 17 | **22** | 1 | 12 | **13** | 109 | 615 | **724** |
| 03 | 1,156 | 36 | 181 | **217** | 42 | 147 | **189** | 3 | 19 | **22** | 2 | 14 | **16** | 5 | 15 | **20** | 3 | 15 | **18** | 104 | 582 | **686** | 2 | 20 | **22** | 3 | 17 | **20** | 101 | 527 | **628** |
| 04 | 888 | 45 | 190 | **235** | 40 | 163 | **203** | 1 | 22 | **23** | 5 | 7 | **12** | 0 | 20 | **20** | 3 | 7 | **10** | 64 | 379 | **443** | 0 | 15 | **15** | 2 | 7 | **9** | 56 | 366 | **422** |
| 05 | 780 | 47 | 143 | **190** | 34 | 131 | **165** | 7 | 19 | **26** | 2 | 11 | **13** | 4 | 10 | **14** | 1 | 10 | **11** | 86 | 321 | **407** | 1 | 15 | **16** | 3 | 6 | **9** | 85 | 321 | **406** |
| 06 | 1,050 | 68 | 207 | **275** | 60 | 177 | **237** | 5 | 13 | **18** | 6 | 24 | **30** | 3 | 18 | **21** | 6 | 19 | **25** | 101 | 429 | **530** | 1 | 10 | **11** | 6 | 11 | **17** | 93 | 411 | **504** |
| 07 | 690 | 24 | 106 | **130** | 26 | 84 | **110** | 2 | 20 | **22** | 0 | 8 | **8** | 2 | 14 | **16** | 2 | 7 | **9** | 48 | 363 | **411** | 2 | 25 | **27** | 3 | 4 | **7** | 42 | 328 | **370** |
| 08 | 774 | 24 | 108 | **132** | 25 | 95 | **120** | 4 | 25 | **29** | 2 | 14 | **16** | 3 | 17 | **20** | 0 | 11 | **11** | 54 | 399 | **453** | 4 | 15 | **19** | 2 | 15 | **17** | 56 | 365 | **421** |
| 09 | 862 | 35 | 160 | **195** | 28 | 143 | **171** | 3 | 22 | **25** | 1 | 19 | **20** | 3 | 11 | **14** | 1 | 19 | **20** | 54 | 431 | **485** | 4 | 13 | **17** | 1 | 12 | **13** | 52 | 357 | **409** |
| 10 | 688 | 14 | 87 | **101** | 14 | 66 | **80** | 2 | 20 | **22** | 1 | 15 | **16** | 3 | 13 | **16** | 2 | 15 | **17** | 44 | 371 | **415** | 1 | 14 | **15** | 1 | 11 | **12** | 49 | 348 | **397** |
| 11 | 15 | 0 | 3 | **3** | 0 | 3 | **3** | 0 | 0 | **0** | 1 | 0 | **1** | 0 | 0 | **0** | 0 | 0 | **0** | 1 | 8 | **9** | 0 | 1 | **1** | 0 | 1 | **1** | 1 | 8 | **9** |
| 12 | 499 | 18 | 77 | **95** | 18 | 71 | **89** | 4 | 16 | **20** | 1 | 5 | **6** | 3 | 8 | **11** | 1 | 9 | **10** | 49 | 225 | **274** | 2 | 16 | **18** | 1 | 8 | **9** | 44 | 216 | **260** |
| 13 | 306 | 25 | 87 | **112** | 21 | 66 | **87** | 2 | 15 | **17** | 0 | 4 | **4** | 2 | 6 | **8** | 0 | 8 | **8** | 26 | 102 | **128** | 1 | 6 | **7** | 0 | 4 | **4** | 26 | 91 | **117** |
| 14 | 1,240 | 93 | 246 | **339** | 82 | 195 | **277** | 5 | 30 | **35** | 2 | 13 | **15** | 3 | 27 | **30** | 2 | 17 | **19** | 109 | 542 | **651** | 2 | 18 | **20** | 2 | 9 | **11** | 107 | 535 | **642** |

| | | | | | | | | | | | | | | | | | | | | | | | | | | | | | | | | |
|---|---|---|---|---|---|---|---|---|---|---|---|---|---|---|---|---|---|---|---|---|---|---|---|---|---|---|---|---|---|---|---|---|
| 15 | 1,359 | 54 | 255 | **309** | 51 | 221 | **272** | 9 | 35 | **44** | 5 | 21 | **26** | 4 | 24 | **28** | 4 | 21 | **25** | 122 | 671 | **793** | 7 | 31 | **38** | 2 | 19 | **21** | 116 | 615 | **731** |
| 17 | 943 | 80 | 184 | **264** | 74 | 173 | **247** | 7 | 17 | **24** | 2 | 16 | **18** | 3 | 18 | **21** | 3 | 19 | **22** | 98 | 329 | **427** | 3 | 17 | **20** | 4 | 10 | **14** | 93 | 297 | **390** |
| 18 | 329 | 13 | 60 | **73** | 12 | 51 | **63** | 1 | 9 | **10** | 1 | 4 | **5** | 0 | 6 | **6** | 0 | 2 | **2** | 25 | 162 | **187** | 1 | 3 | **4** | 2 | 5 | **7** | 21 | 147 | **168** |
| 19 | 899 | 43 | 200 | **243** | 35 | 177 | **212** | 6 | 9 | **15** | 3 | 13 | **16** | 5 | 11 | **16** | 5 | 10 | **15** | 83 | 363 | **446** | 2 | 11 | **13** | 2 | 4 | **6** | 81 | 342 | **423** |
| 20 | 1,228 | 104 | 249 | **353** | 106 | 225 | **331** | 12 | 29 | **41** | 7 | 15 | **22** | 7 | 23 | **30** | 7 | 19 | **26** | 157 | 415 | **572** | 3 | 16 | **19** | 4 | 16 | **20** | 156 | 392 | **548** |
| 22 | 1,243 | 100 | 301 | **401** | 95 | 265 | **360** | 8 | 31 | **39** | 6 | 25 | **31** | 8 | 20 | **28** | 6 | 28 | **34** | 116 | 409 | **525** | 5 | 13 | **18** | 1 | 12 | **13** | 121 | 372 | **493** |
| 23 | 1,004 | 86 | 208 | **294** | 82 | 175 | **257** | 8 | 27 | **35** | 7 | 12 | **19** | 6 | 18 | **24** | 9 | 11 | **20** | 145 | 315 | **460** | 2 | 7 | **9** | 4 | 11 | **15** | 138 | 310 | **448** |
| 24 | 446 | 28 | 120 | **148** | 27 | 102 | **129** | 2 | 15 | **17** | 0 | 6 | **6** | 1 | 9 | **10** | 0 | 10 | **10** | 44 | 155 | **199** | 0 | 5 | **5** | 0 | 3 | **3** | 39 | 147 | **186** |
| 25 | 715 | 57 | 192 | **249** | 48 | 171 | **219** | 2 | 15 | **17** | 2 | 13 | **15** | 1 | 14 | **15** | 1 | 17 | **18** | 63 | 228 | **291** | 1 | 9 | **10** | 1 | 8 | **9** | 58 | 215 | **273** |
| 26 | 539 | 19 | 71 | **90** | 14 | 64 | **78** | 1 | 15 | **16** | 1 | 10 | **11** | 1 | 7 | **8** | 0 | 3 | **3** | 55 | 268 | **323** | 1 | 7 | **8** | 1 | 11 | **12** | 50 | 256 | **306** |
| 27 | 1,899 | 220 | 483 | **703** | 207 | 429 | **636** | 11 | 40 | **51** | 6 | 27 | **33** | 16 | 27 | **43** | 7 | 28 | **35** | 235 | 531 | **766** | 5 | 11 | **16** | 3 | 16 | **19** | 220 | 489 | **709** |
| 28 | 1,585 | 156 | 298 | **454** | 147 | 258 | **405** | 11 | 21 | **32** | 3 | 23 | **26** | 11 | 13 | **24** | 5 | 29 | **34** | 243 | 513 | **756** | 3 | 17 | **20** | 5 | 10 | **15** | 230 | 492 | **722** |
| 31 | 1,416 | 148 | 275 | **423** | 132 | 249 | **381** | 15 | 28 | **43** | 6 | 24 | **30** | 12 | 25 | **37** | 4 | 20 | **24** | 237 | 421 | **658** | 5 | 13 | **18** | 9 | 6 | **15** | 234 | 393 | **627** |
| 32 | 1,231 | 147 | 313 | **460** | 134 | 268 | **402** | 10 | 25 | **35** | 4 | 19 | **23** | 10 | 17 | **27** | 4 | 19 | **23** | 139 | 336 | **475** | 1 | 18 | **19** | 4 | 15 | **19** | 140 | 319 | **459** |
| 33 | 1,350 | 167 | 325 | **492** | 158 | 294 | **452** | 8 | 22 | **30** | 6 | 18 | **24** | 10 | 22 | **32** | 4 | 9 | **13** | 147 | 371 | **518** | 5 | 14 | **19** | 5 | 11 | **16** | 146 | 340 | **486** |
| 34 | 696 | 57 | 138 | **195** | 53 | 126 | **179** | 7 | 8 | **15** | 5 | 11 | **16** | 3 | 7 | **10** | 4 | 15 | **19** | 41 | 285 | **326** | 0 | 15 | **15** | 0 | 9 | **9** | 50 | 260 | **310** |
| 35 | 1,271 | 119 | 239 | **358** | 123 | 235 | **358** | 8 | 22 | **30** | 2 | 17 | **19** | 5 | 14 | **19** | 2 | 20 | **22** | 164 | 443 | **607** | 5 | 13 | **18** | 5 | 13 | **18** | 148 | 408 | **556** |
| 36 | 1,935 | 227 | 425 | **652** | 214 | 376 | **590** | 11 | 22 | **33** | 4 | 25 | **29** | 4 | 25 | **29** | 6 | 27 | **33** | 258 | 595 | **853** | 6 | 16 | **22** | 3 | 13 | **16** | 255 | 545 | **800** |
| 38 | 1,625 | 124 | 310 | **434** | 117 | 280 | **397** | 11 | 34 | **45** | 10 | 25 | **35** | 9 | 18 | **27** | 12 | 20 | **32** | 207 | 637 | **844** | 5 | 16 | **21** | 6 | 14 | **20** | 204 | 602 | **806** |
| 41 | 1,451 | 139 | 323 | **462** | 132 | 281 | **413** | 5 | 23 | **28** | 5 | 21 | **26** | 1 | 20 | **21** | 5 | 13 | **18** | 163 | 474 | **637** | 1 | 16 | **17** | 1 | 13 | **14** | 170 | 458 | **628** |
| 43 | 1,119 | 112 | 246 | **358** | 108 | 224 | **332** | 9 | 20 | **29** | 4 | 19 | **23** | 5 | 11 | **16** | 5 | 25 | **30** | 120 | 368 | **488** | 2 | 15 | **17** | 5 | 5 | **10** | 121 | 346 | **467** |
| 44 | 999 | 95 | 140 | **235** | 78 | 134 | **212** | 10 | 19 | **29** | 1 | 7 | **8** | 3 | 10 | **13** | 3 | 6 | **9** | 167 | 395 | **562** | 3 | 13 | **16** | 4 | 8 | **12** | 158 | 368 | **526** |
| 45 | 991 | 120 | 178 | **298** | 123 | 168 | **291** | 7 | 10 | **17** | 4 | 13 | **17** | 6 | 13 | **19** | 4 | 15 | **19** | 120 | 356 | **476** | 2 | 16 | **18** | 4 | 9 | **13** | 118 | 324 | **442** |
| 46 | 874 | 81 | 180 | **261** | 74 | 151 | **225** | 4 | 14 | **18** | 2 | 10 | **12** | 6 | 8 | **14** | 0 | 14 | **14** | 110 | 327 | **437** | 3 | 10 | **13** | 1 | 5 | **6** | 108 | 315 | **423** |
| 47 | 1,408 | 188 | 285 | **473** | 177 | 247 | **424** | 6 | 22 | **28** | 10 | 15 | **25** | 5 | 16 | **21** | 6 | 18 | **24** | 183 | 417 | **600** | 2 | 16 | **18** | 3 | 9 | **12** | 181 | 391 | **572** |
| 48 | 637 | 74 | 123 | **197** | 69 | 111 | **180** | 1 | 9 | **10** | 0 | 4 | **4** | 1 | 8 | **9** | 2 | 2 | **4** | 104 | 217 | **321** | 0 | 12 | **12** | 0 | 9 | **9** | 101 | 215 | **316** |
| 49 | 1,515 | 180 | 352 | **532** | 156 | 326 | **482** | 12 | 27 | **39** | 6 | 27 | **33** | 8 | 12 | **20** | 7 | 31 | **38** | 183 | 438 | **621** | 2 | 20 | **22** | 4 | 13 | **17** | 179 | 406 | **585** |
| 50 | 1,250 | 137 | 278 | **415** | 125 | 261 | **386** | 5 | 18 | **23** | 5 | 16 | **21** | 2 | 14 | **16** | 5 | 14 | **19** | 148 | 386 | **534** | 7 | 15 | **22** | 4 | 19 | **23** | 141 | 356 | **497** |
| 51 | 1,428 | 238 | 294 | **532** | 236 | 260 | **496** | 12 | 21 | **33** | 10 | 19 | **29** | 6 | 13 | **19** | 8 | 15 | **23** | 237 | 345 | **582** | 5 | 11 | **16** | 3 | 6 | **9** | 222 | 318 | **540** |
| 52 | 892 | 113 | 259 | **372** | 106 | 230 | **336** | 6 | 16 | **22** | 1 | 11 | **12** | 8 | 9 | **17** | 1 | 10 | **11** | 118 | 202 | **320** | 4 | 7 | **11** | 6 | 12 | **18** | 111 | 171 | **282** |
| 53 | 842 | 99 | 198 | **297** | 90 | 176 | **266** | 1 | 10 | **11** | 2 | 18 | **20** | 1 | 13 | **14** | 5 | 23 | **28** | 85 | 228 | **313** | 2 | 14 | **16** | 3 | 7 | **10** | 83 | 215 | **298** |
| 54 | 1,044 | 174 | 238 | **412** | 166 | 214 | **380** | 9 | 13 | **22** | 2 | 13 | **15** | 5 | 11 | **16** | 4 | 9 | **13** | 155 | 257 | **412** | 2 | 6 | **8** | 4 | 13 | **17** | 149 | 238 | **387** |
| 55 | 1,143 | 99 | 314 | **413** | 87 | 285 | **372** | 5 | 20 | **25** | 4 | 14 | **18** | 4 | 13 | **17** | 3 | 14 | **17** | 109 | 336 | **445** | 1 | 15 | **16** | 4 | 18 | **22** | 108 | 330 | **438** |
| 56 | 578 | 55 | 132 | **187** | 59 | 131 | **190** | 3 | 8 | **11** | 2 | 10 | **12** | 4 | 9 | **13** | 3 | 11 | **14** | 74 | 176 | **250** | 0 | 5 | **5** | 2 | 3 | **5** | 71 | 157 | **228** |
| 57 | 1,039 | 99 | 264 | **363** | 91 | 243 | **334** | 4 | 31 | **35** | 2 | 29 | **31** | 2 | 22 | **24** | 1 | 20 | **21** | 90 | 301 | **391** | 4 | 14 | **18** | 6 | 15 | **21** | 96 | 289 | **385** |
| 58 | 1,544 | 187 | 381 | **568** | 177 | 340 | **517** | 11 | 20 | **31** | 5 | 20 | **25** | 9 | 19 | **28** | 9 | 17 | **26** | 200 | 402 | **602** | 2 | 15 | **17** | 3 | 10 | **13** | 190 | 357 | **547** |
| | **50,747** | **4,631** | **10,632** | **15,263** | **4,334** | **9,420** | **13,754** | **303** | **981** | **1,284** | **173** | **750** | **923** | **231** | **721** | **952** | **181** | **746** | **927** | **5,793** | **17,886** | **23,679** | **127** | **657** | **784** | **143** | **497** | **640** | **5,628** | **16,683** | **22,311** |

| | POLL BOOK TOTALS | Andrea Fischer Newman (REP) | | | Andrew Richner (REP) | | | Crystal Van Sickle (UST) | | | James Lewis Hudler (LIB) | | | Joe Sanger (UST) | | | John Jascob (LIB) | | | Jordan Acker (DEM) | | | Kevin A. Graves (GRN) | | | Marge Katchmark Sallows (NLP) | | | Paul Brown (DEM) | | |
|---|---|---|---|---|---|---|---|---|---|---|---|---|---|---|---|---|---|---|---|---|---|---|---|---|---|---|---|---|---|---|---|
| | | AV | Elec Day | TOTAL | AV | Elec Day | TOTAL | AV | Elec Day | TOTAL | AV | Elec Day | TOTAL | AV | Elec Day | TOTAL | AV | Elec Day | TOTAL | AV | Elec Day | TOTAL | AV | Elec Day | TOTAL | AV | Elec Day | TOTAL | AV | Elec Day | TOTAL |
| **WASHINGTON TOWNSHIP** | | | | | | | | | | | | | | | | | | | | | | | | | | | | | | | |
| 01 | 829 | 92 | 260 | **352** | 93 | 221 | **314** | 4 | 9 | **13** | 3 | 14 | **17** | 2 | 8 | **10** | 4 | 16 | **20** | 70 | 171 | **241** | 1 | 10 | **11** | 0 | 8 | **8** | 65 | 168 | **233** |
| 02 | 1,643 | 324 | 519 | **843** | 298 | 472 | **770** | 15 | 23 | **38** | 14 | 21 | **35** | 15 | 16 | **31** | 10 | 25 | **35** | 197 | 227 | **424** | 5 | 18 | **23** | 3 | 10 | **13** | 208 | 215 | **423** |
| 03 | 1,480 | 277 | 499 | **776** | 267 | 474 | **741** | 9 | 21 | **30** | 4 | 10 | **14** | 9 | 9 | **18** | 6 | 11 | **17** | 120 | 214 | **334** | 1 | 11 | **12** | 5 | 9 | **14** | 131 | 220 | **351** |
| 04 | 1,151 | 121 | 376 | **497** | 120 | 335 | **455** | 6 | 15 | **21** | 2 | 25 | **27** | 4 | 11 | **15** | 4 | 23 | **27** | 95 | 243 | **338** | 5 | 16 | **21** | 4 | 13 | **17** | 89 | 219 | **308** |
| 05 | 1,463 | 295 | 502 | **797** | 284 | 476 | **760** | 7 | 20 | **27** | 8 | 13 | **21** | 6 | 23 | **29** | 10 | 21 | **31** | 98 | 198 | **296** | 1 | 12 | **13** | 2 | 5 | **7** | 98 | 187 | **285** |
| 06 | 2,195 | 637 | 647 | **1,284** | 592 | 599 | **1,191** | 7 | 22 | **29** | 5 | 16 | **21** | 7 | 13 | **20** | 4 | 22 | **26** | 235 | 204 | **439** | 4 | 11 | **15** | 6 | 11 | **17** | 258 | 211 | **469** |
| 07 | 1,557 | 324 | 576 | **900** | 307 | 558 | **865** | 11 | 13 | **24** | 9 | 13 | **22** | 7 | 12 | **19** | 10 | 17 | **27** | 137 | 198 | **335** | 2 | 16 | **18** | 0 | 12 | **12** | 138 | 188 | **326** |

| | | | | | | | | | | | | | | | | | | | | | | | | | | | | | | | |
|---|---|---|---|---|---|---|---|---|---|---|---|---|---|---|---|---|---|---|---|---|---|---|---|---|---|---|---|---|---|---|---|
| 08 | 1,314 | 243 | 432 | **675** | 240 | 388 | **628** | 10 | 16 | **26** | 4 | 19 | **23** | 5 | 9 | **14** | 3 | 22 | **25** | 124 | 193 | **317** | 5 | 9 | **14** | 3 | 13 | **16** | 134 | 188 | **322** |
| 09 | 759 | 111 | 289 | **400** | 109 | 265 | **374** | 2 | 8 | **10** | 2 | 11 | **13** | 5 | 3 | **8** | 2 | 13 | **15** | 56 | 96 | **152** | 1 | 5 | **6** | 2 | **5** | **7** | 57 | 97 | **154** |
| 10 | 1,081 | 169 | 393 | **562** | 163 | 349 | **512** | 5 | 11 | **16** | 2 | 12 | **14** | 5 | 9 | **14** | 1 | 14 | **15** | 75 | 196 | **271** | 1 | 8 | **9** | 4 | 4 | **8** | 76 | 182 | **258** |
| | **13,472** | **2,593** | **4,493** | **7,086** | **2,473** | **4,137** | **6,610** | **76** | **158** | **234** | **53** | **154** | **207** | **65** | **113** | **178** | **54** | **184** | **238** | **1,207** | **1,940** | **3,147** | **26** | **116** | **142** | **29** | **90** | **119** | **1,254** | **1,875** | **3,129** |
| TOTALS | | | | | | | | | | | | | | | | | | | | | | | | | | | | | | | |
| | **365,489** | **46,205** | **94,302** | **140,507** | **43,195** | **85,159** | **128,354** | **2,324** | **6,014** | **8,338** | **1,240** | **5,200** | **6,440** | **1,723** | **4,162** | **5,885** | **1,279** | **5,366** | **6,645** | **40,303** | **97,163** | **137,466** | **894** | **4,261** | **5,155** | **946** | **3,080** | **4,026** | **39,450** | **90,850** | **130,300** |

□ Yellow in the TOTALS column means precinct hasn't reported
indicates AV (Absentee) results are included in Elec Day results




# Trustee of Michigan State University

**Two 8-year terms**

Official results, updated **November 20, 2:34 PM**

Race List | Race Summary | Race Details | **Race Details (Printer Friendly)**

| POLL BOOK TOTALS | | Aaron Mariasy (GRN) | | | Brianna T. Scott (DEM) | | | Bridgette R. Abraham-Guzman (NLP) | | | Bruce Campbell (LIB) | | | Dave Dutch (REP) | | | Janet M. Sanger (UST) | | | John Paul Sanger (UST) | | | Kelly Charron Tebay (DEM) | | | Mike Miller (REP) | | | Tim Orzechowski (LIB) | | |
|---|---|---|---|---|---|---|---|---|---|---|---|---|---|---|---|---|---|---|---|---|---|---|---|---|---|---|---|---|---|---|---|
| | | AV | Elec Day | TOTAL | AV | Elec Day | TOTAL | AV | Elec Day | TOTAL | AV | Elec Day | TOTAL | AV | Elec Day | TOTAL | AV | Elec Day | TOTAL | AV | Elec Day | TOTAL | AV | Elec Day | TOTAL | AV | Elec Day | TOTAL | AV | Elec Day | TOTAL |
| **ARMADA TOWNSHIP** | | | | | | | | | | | | | | | | | | | | | | | | | | | | | | | |
| 01 | 1,617 | 0 | 11 | **11** | 122 | 281 | **403** | 1 | 10 | **11** | 10 | 26 | **36** | 230 | 462 | **692** | 18 | 26 | **44** | 9 | 20 | **29** | 108 | 260 | **368** | 253 | 487 | **740** | 5 | 27 | **32** |
| 02 | 1,081 | 2 | 9 | **11** | 100 | 152 | **252** | 1 | 10 | **11** | 4 | 22 | **26** | 124 | 374 | **498** | 6 | 18 | **24** | 3 | 14 | **17** | 90 | 137 | **227** | 132 | 391 | **523** | 3 | 18 | **21** |
| | **2,698** | **2** | **20** | **22** | **222** | **433** | **655** | **2** | **20** | **22** | **14** | **48** | **62** | **354** | **836** | **1,190** | **24** | **44** | **68** | **12** | **34** | **46** | **198** | **397** | **595** | **385** | **878** | **1,263** | **8** | **45** | **53** |

| POLL BOOK TOTALS | | Aaron Mariasy (GRN) | | | Brianna T. Scott (DEM) | | | Bridgette R. Abraham-Guzman (NLP) | | | Bruce Campbell (LIB) | | | Dave Dutch (REP) | | | Janet M. Sanger (UST) | | | John Paul Sanger (UST) | | | Kelly Charron Tebay (DEM) | | | Mike Miller (REP) | | | Tim Orzechowski (LIB) | | |
|---|---|---|---|---|---|---|---|---|---|---|---|---|---|---|---|---|---|---|---|---|---|---|---|---|---|---|---|---|---|---|---|
| | | AV | Elec Day | TOTAL | AV | Elec Day | TOTAL | AV | Elec Day | TOTAL | AV | Elec Day | TOTAL | AV | Elec Day | TOTAL | AV | Elec Day | TOTAL | AV | Elec Day | TOTAL | AV | Elec Day | TOTAL | AV | Elec Day | TOTAL | AV | Elec Day | TOTAL |
| **BRUCE TOWNSHIP** | | | | | | | | | | | | | | | | | | | | | | | | | | | | | | | |
| 01 | 891 | 2 | 9 | **11** | 86 | 201 | **287** | 2 | 6 | **8** | 5 | 34 | **39** | 94 | 228 | **322** | 3 | 7 | **10** | 4 | 8 | **12** | 79 | 190 | **269** | 98 | 246 | **344** | 2 | 24 | **26** |
| 02 | 1,627 | 1 | 9 | **10** | 131 | 266 | **397** | 1 | 7 | **8** | 10 | 33 | **43** | 245 | 588 | **833** | 10 | 16 | **26** | 5 | 11 | **16** | 113 | 238 | **351** | 256 | 604 | **860** | 6 | 25 | **31** |
| 03 | 986 | 4 | 12 | **16** | 88 | 179 | **267** | 5 | 7 | **12** | 5 | 22 | **27** | 144 | 326 | **470** | 7 | 14 | **21** | 6 | 17 | **23** | 81 | 161 | **242** | 152 | 331 | **483** | 6 | 12 | **18** |
| 04 | 1,140 | 4 | 5 | 9 | 88 | 187 | **275** | 1 | 2 | **3** | 5 | 19 | **24** | 160 | 431 | **591** | 4 | 17 | **21** | 1 | 12 | **13** | 78 | 152 | **230** | 162 | 435 | **597** | 5 | 16 | **21** |
| | **4,644** | **11** | **35** | **46** | **393** | **833** | **1,226** | **9** | **22** | **31** | **25** | **108** | **133** | **643** | **1,573** | **2,216** | **24** | **54** | **78** | **16** | **48** | **64** | **351** | **741** | **1,092** | **668** | **1,616** | **2,284** | **19** | **77** | **96** |

| POLL BOOK TOTALS | | Aaron Mariasy (GRN) | | | Brianna T. Scott (DEM) | | | Bridgette R. Abraham-Guzman (NLP) | | | Bruce Campbell (LIB) | | | Dave Dutch (REP) | | | Janet M. Sanger (UST) | | | John Paul Sanger (UST) | | | Kelly Charron Tebay (DEM) | | | Mike Miller (REP) | | | Tim Orzechowski (LIB) | | |
|---|---|---|---|---|---|---|---|---|---|---|---|---|---|---|---|---|---|---|---|---|---|---|---|---|---|---|---|---|---|---|---|
| | | AV | Elec Day | TOTAL | AV | Elec Day | TOTAL | AV | Elec Day | TOTAL | AV | Elec Day | TOTAL | AV | Elec Day | TOTAL | AV | Elec Day | TOTAL | AV | Elec Day | TOTAL | AV | Elec Day | TOTAL | AV | Elec Day | TOTAL | AV | Elec Day | TOTAL |
| **CENTER LINE** | | | | | | | | | | | | | | | | | | | | | | | | | | | | | | | |
| 01 | 762 | 2 | 5 | **7** | 74 | 249 | **323** | 1 | 8 | **9** | 2 | 16 | **18** | 52 | 200 | **252** | 7 | 17 | **24** | 6 | 8 | **14** | 60 | 210 | **270** | 67 | 194 | **261** | 3 | 12 | **15** |
| 02 | 585 | 1 | 9 | **10** | 120 | 180 | **300** | 3 | 7 | **10** | 4 | 19 | **23** | 34 | 93 | **127** | 7 | 12 | **19** | 3 | 10 | **13** | 102 | 170 | **272** | 36 | 99 | **135** | 4 | 14 | **18** |
| 03 | 918 | 0 | 20 | **20** | 87 | 398 | **485** | 2 | 16 | **18** | 5 | 25 | **30** | 48 | 143 | **191** | 6 | 20 | **26** | 2 | 14 | **16** | 80 | 345 | **425** | 49 | 167 | **216** | 3 | 22 | **25** |
| 04 | 461 | 0 | 5 | **5** | 34 | 176 | **210** | 0 | 5 | **5** | 1 | 8 | **9** | 25 | 95 | **120** | 1 | 11 | **12** | 2 | 8 | **10** | 35 | 155 | **190** | 28 | 101 | **129** | 3 | 6 | **9** |
| 05 | 490 | 1 | 8 | 9 | 35 | 184 | **219** | 1 | 5 | **6** | 0 | 17 | **17** | 20 | 121 | **141** | 5 | 7 | **12** | 2 | 7 | 9 | 34 | 169 | **203** | 19 | 114 | **133** | 0 | 8 | **8** |
| | **3,216** | **4** | **47** | **51** | **350** | **1,187** | **1,537** | **7** | **41** | **48** | **12** | **85** | **97** | **179** | **652** | **831** | **26** | **67** | **93** | **15** | **47** | **62** | **311** | **1,049** | **1,360** | **199** | **675** | **874** | **13** | **62** | **75** |

| POLL BOOK TOTALS | | Aaron Mariasy (GRN) | | | Brianna T. Scott (DEM) | | | Bridgette R. Abraham-Guzman (NLP) | | | Bruce Campbell (LIB) | | | Dave Dutch (REP) | | | Janet M. Sanger (UST) | | | John Paul Sanger (UST) | | | Kelly Charron Tebay (DEM) | | | Mike Miller (REP) | | | Tim Orzechowski (LIB) | | |
|---|---|---|---|---|---|---|---|---|---|---|---|---|---|---|---|---|---|---|---|---|---|---|---|---|---|---|---|---|---|---|---|
| | | AV | Elec Day | TOTAL | AV | Elec Day | TOTAL | AV | Elec Day | TOTAL | AV | Elec Day | TOTAL | AV | Elec Day | TOTAL | AV | Elec Day | TOTAL | AV | Elec Day | TOTAL | AV | Elec Day | TOTAL | AV | Elec Day | TOTAL | AV | Elec Day | TOTAL |
| **CHESTERFIELD TOWNSHIP** | | | | | | | | | | | | | | | | | | | | | | | | | | | | | | | |
| 01 | 1,185 | 2 | 5 | **7** | 157 | **258** | **415** | 4 | 5 | **9** | 7 | 26 | **33** | 158 | 260 | **418** | 11 | 21 | **32** | 7 | 13 | **20** | 139 | 248 | **387** | 161 | 293 | **454** | 8 | 17 | **25** |

| | | | | | | | | | | | | | | | | | | | | | | | | | | | | | | | |
|---|---|---|---|---|---|---|---|---|---|---|---|---|---|---|---|---|---|---|---|---|---|---|---|---|---|---|---|---|---|---|---|
| 02 | 1,229 | 1 | 5 | 6 | 107 | 276 | 383 | 3 | 7 | 10 | 3 | 21 | 24 | 167 | 311 | 478 | 7 | 29 | 36 | 7 | 20 | 27 | 105 | 228 | 333 | 161 | 330 | 491 | 3 | 18 | 21 |
| 03 | 1,578 | 2 | 13 | 15 | 118 | 385 | 503 | 3 | 9 | 12 | 5 | 38 | 43 | 140 | 465 | 605 | 8 | 25 | 33 | 5 | 20 | 25 | 124 | 353 | 477 | 139 | 501 | 640 | 3 | 23 | 26 |
| 04 | 1,479 | 2 | 9 | 11 | 133 | 334 | 467 | 2 | 10 | 12 | 12 | 29 | 41 | 187 | 405 | 592 | 5 | 25 | 30 | 7 | 26 | 33 | 137 | 297 | 434 | 201 | 414 | 615 | 7 | 23 | 30 |
| 05 | 1,105 | 5 | 13 | 18 | 147 | 211 | 358 | 3 | 9 | 12 | 8 | 24 | 32 | 143 | 263 | 406 | 7 | 16 | 23 | 8 | 13 | 21 | 140 | 188 | 328 | 158 | 280 | 438 | 7 | 21 | 28 |
| 06 | 1,454 | 1 | 12 | 13 | 97 | 453 | 550 | 3 | 12 | 15 | 7 | 27 | 34 | 118 | 367 | 485 | 6 | 30 | 36 | 6 | 26 | 32 | 88 | 397 | 485 | 136 | 404 | 540 | 6 | 28 | 34 |
| 07 | 1,333 | 4 | 9 | 13 | 127 | 283 | 410 | 0 | 13 | 13 | 6 | 17 | 23 | 167 | 391 | 558 | 12 | 15 | 27 | 7 | 10 | 17 | 115 | 248 | 363 | 176 | 398 | 574 | 1 | 15 | 16 |
| 08 | 1,444 | 3 | 15 | 18 | 125 | 300 | 425 | 3 | 15 | 18 | 8 | 22 | 30 | 164 | 402 | 566 | 7 | 18 | 25 | 7 | 14 | 21 | 117 | 280 | 397 | 176 | 452 | 628 | 11 | 23 | 34 |
| 09 | 1,233 | 4 | 13 | 17 | 121 | 275 | 396 | 2 | 11 | 13 | 8 | 18 | 26 | 140 | 318 | 458 | 13 | 16 | 29 | 10 | 9 | 19 | 114 | 232 | 346 | 153 | 341 | 494 | 6 | 16 | 22 |
| 10 | 1,486 | 5 | 6 | 11 | 172 | 173 | 345 | 7 | 5 | 12 | 10 | 34 | 44 | 373 | 395 | 768 | 10 | 6 | 16 | 7 | 12 | 19 | 164 | 164 | 328 | 383 | 387 | 770 | 5 | 28 | 33 |
| 11 | 1,581 | 1 | 10 | 11 | 186 | 332 | 518 | 2 | 13 | 15 | 5 | 28 | 33 | 217 | 391 | 608 | 15 | 26 | 41 | 14 | 19 | 33 | 177 | 296 | 473 | 231 | 419 | 650 | 8 | 20 | 28 |
| 12 | 1,038 | 2 | 15 | 17 | 79 | 341 | 420 | 0 | 16 | 16 | 8 | 24 | 32 | 53 | 275 | 328 | 9 | 20 | 29 | 3 | 8 | 11 | 78 | 303 | 381 | 59 | 284 | 343 | 5 | 9 | 14 |
| 13 | 1,618 | 0 | 9 | 9 | 198 | 371 | 569 | 5 | 5 | 10 | 5 | 34 | 39 | 225 | 404 | 629 | 8 | 19 | 27 | 4 | 13 | 17 | 167 | 340 | 527 | 234 | 400 | 634 | 6 | 18 | 24 |
| 14 | 1,711 | 2 | 12 | 14 | 133 | 407 | 540 | 4 | 12 | 16 | 5 | 30 | 35 | 188 | 508 | 696 | 12 | 16 | 28 | 7 | 17 | 24 | 124 | 363 | 487 | 202 | 525 | 727 | 6 | 21 | 27 |
| | **19,474** | **34** | **146** | **180** | **1,900** | **4,399** | **6,299** | **41** | **142** | **183** | **97** | **372** | **469** | **2,440** | **5,155** | **7,595** | **130** | **282** | **412** | **99** | **220** | **319** | **1,809** | **3,937** | **5,746** | **2,570** | **5,428** | **7,998** | **82** | **280** | **362** |

| POLL BOOK TOTALS | Aaron Mariasy (GRN) | | | Brianna T. Scott (DEM) | | | Bridgette R. Abraham-Guzman (NLP) | | | Bruce Campbell (LIB) | | | Dave Dutch (REP) | | | Janet M. Sanger (UST) | | | John Paul Sanger (UST) | | | Kelly Charron Tebay (DEM) | | | Mike Miller (REP) | | | Tim Orzechowski (LIB) | | |
|---|---|---|---|---|---|---|---|---|---|---|---|---|---|---|---|---|---|---|---|---|---|---|---|---|---|---|---|---|---|---|
| | AV | Elec Day | TOTAL | AV | Elec Day | TOTAL | AV | Elec Day | TOTAL | AV | Elec Day | TOTAL | AV | Elec Day | TOTAL | AV | Elec Day | TOTAL | AV | Elec Day | TOTAL | AV | Elec Day | TOTAL | AV | Elec Day | TOTAL | AV | Elec Day | TOTAL |
| **CLINTON TOWNSHIP** | | | | | | | | | | | | | | | | | | | | | | | | | | | | | | |
| 01 | 912 | 2 | 3 | **5** | 163 | 196 | **359** | 2 | **3** | **5** | 4 | 20 | **24** | 146 | 186 | **332** | 10 | 12 | **22** | 5 | 9 | **14** | 156 | 175 | **331** | 152 | 191 | **343** | 2 | 15 | **17** |
| 02 | 417 | 1 | 3 | **4** | 46 | 115 | **161** | 2 | 3 | **5** | 2 | 7 | **9** | 50 | 90 | **140** | 4 | 5 | **9** | 1 | 1 | **2** | 46 | 105 | **151** | 55 | 104 | **159** | 2 | 6 | **8** |
| 03 | 1,018 | 3 | 14 | **17** | 106 | 371 | **477** | 2 | 15 | **17** | 3 | 21 | **24** | 66 | 199 | **265** | 4 | 19 | **23** | 5 | 14 | **19** | 104 | 316 | **420** | 69 | 217 | **286** | 3 | 20 | **23** |
| 04 | 277 | 1 | 3 | **4** | 45 | 75 | **120** | 1 | 3 | **4** | 1 | 5 | **6** | 41 | 46 | **87** | 3 | 4 | **7** | 1 | 2 | **3** | 40 | 65 | **105** | 38 | 54 | **92** | 1 | 4 | **5** |
| 05 | 780 | 4 | 8 | **12** | 112 | 501 | **613** | 2 | 8 | **10** | 1 | 6 | **7** | 2 | 30 | **32** | 4 | 12 | **16** | 4 | 9 | **13** | 99 | 437 | **536** | 5 | 35 | **40** | 3 | 5 | **8** |
| 06 | 1,012 | 2 | 10 | **12** | 163 | 375 | **538** | 1 | 4 | **5** | 2 | 25 | **27** | 91 | 152 | **243** | 2 | 13 | **15** | 2 | 9 | **11** | 160 | 321 | **481** | 104 | 168 | **272** | 5 | 14 | **19** |
| 07 | 482 | 2 | 5 | **7** | 54 | 138 | **192** | 2 | 4 | **6** | 1 | 13 | **14** | 48 | 99 | **147** | 3 | 3 | **6** | 3 | 3 | **6** | 54 | 128 | **182** | 52 | 105 | **157** | 1 | 12 | **13** |
| 08 | 822 | 2 | 5 | **7** | 92 | 248 | **340** | 2 | 6 | **8** | 6 | 13 | **19** | 78 | 186 | **264** | 6 | 13 | **19** | 5 | 9 | **14** | 84 | 217 | **301** | 83 | 193 | **276** | 5 | 11 | **16** |
| 09 | 564 | 1 | 8 | **9** | 70 | 150 | **220** | 3 | 6 | **9** | 0 | 10 | **10** | 54 | 142 | **196** | 7 | 9 | **16** | 3 | 10 | **13** | 67 | 128 | **195** | 53 | 146 | **199** | 0 | 11 | **11** |
| 10 | 836 | 0 | 6 | **6** | 109 | 165 | **274** | 1 | 9 | **10** | 3 | 22 | **25** | 137 | 196 | **333** | 1 | 7 | **8** | 0 | 7 | **7** | 97 | 159 | **256** | 158 | 217 | **375** | 3 | 8 | **11** |
| 11 | 897 | 4 | 12 | **16** | 84 | 366 | **450** | 3 | 16 | **19** | 4 | 23 | **27** | 61 | 154 | **215** | 5 | 17 | **22** | 5 | 10 | **15** | 87 | 329 | **416** | 71 | 172 | **243** | 2 | 15 | **17** |
| 12 | 468 | 1 | 8 | **9** | 61 | 150 | **211** | 1 | 3 | **4** | 2 | 18 | **20** | 39 | 84 | **123** | 3 | 8 | **11** | 1 | 7 | **8** | 56 | 132 | **188** | 39 | 104 | **143** | 0 | 10 | **10** |
| 13 | 1,046 | 3 | 9 | **12** | 77 | 363 | **440** | 4 | 11 | **15** | 7 | 20 | **27** | 65 | 233 | **298** | 9 | 31 | **40** | 6 | 15 | **21** | 72 | 338 | **410** | 76 | 251 | **327** | 4 | 18 | **22** |
| 14 | 386 | 1 | 9 | **10** | 36 | 88 | **124** | 2 | 6 | **8** | 2 | 12 | **14** | 35 | 111 | **146** | 4 | 4 | **8** | 2 | 3 | **5** | 32 | 74 | **106** | 35 | 112 | **147** | 3 | 12 | **15** |
| 15 | 744 | 1 | 10 | **11** | 73 | 209 | **282** | 2 | 6 | **8** | 1 | 17 | **18** | 68 | 172 | **240** | 3 | 20 | **23** | 2 | 12 | **14** | 73 | 181 | **254** | 73 | 204 | **277** | 1 | 15 | **16** |
| 16 | 1,021 | 3 | 6 | **9** | 180 | 273 | **453** | 3 | 11 | **14** | 3 | 11 | **14** | 151 | 174 | **325** | 10 | 11 | **21** | 8 | 6 | **14** | 165 | 237 | **402** | 156 | 193 | **349** | 2 | 18 | **20** |
| 17 | 786 | 2 | 17 | **19** | 99 | 189 | **288** | 2 | 15 | **17** | 4 | 17 | **21** | 65 | 178 | **243** | 4 | 15 | **19** | 2 | 10 | **12** | 93 | 171 | **264** | 77 | 206 | **283** | 4 | 9 | **13** |
| 18 | 853 | 1 | 7 | **8** | 110 | 163 | **273** | 1 | 8 | **9** | 5 | 10 | **15** | 105 | 220 | **325** | 2 | 11 | **13** | 3 | 6 | **9** | 103 | 156 | **259** | 121 | 209 | **330** | 6 | 9 | **15** |
| 19 | 903 | 0 | 4 | 4 | 142 | 122 | **264** | **2** | 1 | **3** | 5 | 11 | **16** | 193 | 205 | **398** | 6 | 7 | **13** | 10 | 7 | **17** | 131 | 125 | **256** | 205 | 215 | **420** | 4 | 4 | **8** |
| 20 | 229 | 0 | 2 | 2 | 7 | 159 | **166** | 0 | 3 | **3** | 0 | 3 | **3** | 0 | 24 | **24** | 0 | 5 | **5** | 0 | 6 | **6** | 7 | 126 | **133** | 0 | 28 | **28** | 0 | 2 | **2** |
| 21 | 535 | 2 | 7 | **9** | 110 | 151 | **261** | 1 | 8 | **9** | 3 | 7 | **10** | 44 | 91 | **135** | 7 | 8 | **15** | 4 | 8 | **12** | 105 | 145 | **250** | 46 | 89 | **135** | 3 | 4 | **7** |
| 22 | 1,073 | 1 | 7 | 8 | 157 | 470 | **627** | 2 | 9 | **11** | 3 | 13 | **16** | 90 | 140 | **230** | 4 | 19 | **23** | 3 | 11 | **14** | 147 | 397 | **544** | 90 | 153 | **243** | 2 | 3 | **5** |
| 23 | 1,288 | 3 | 12 | **15** | 160 | 299 | **459** | 3 | 10 | **13** | 10 | 23 | **33** | 179 | 273 | **452** | 6 | 14 | **20** | 4 | 10 | **14** | 141 | 291 | **432** | 185 | 299 | **484** | 7 | 17 | **24** |
| 24 | 747 | 1 | 8 | **9** | 94 | 165 | **259** | 3 | 7 | **10** | 0 | 10 | **10** | 114 | 165 | **279** | 4 | 11 | **15** | 2 | 8 | **10** | 90 | 151 | **241** | 123 | 169 | **292** | 1 | 9 | **10** |
| 25 | 885 | 0 | 12 | **12** | 121 | 262 | **383** | 2 | 16 | **18** | 2 | 15 | **17** | 91 | 185 | **276** | 4 | 15 | **19** | 2 | 9 | **11** | 114 | 229 | **343** | 108 | 189 | **297** | 6 | 13 | **19** |
| 26 | 1,061 | 0 | 2 | 2 | 123 | 298 | **421** | 2 | 9 | **11** | 2 | 17 | **19** | 190 | 232 | **422** | 11 | 12 | **23** | 7 | 7 | **14** | 124 | 268 | **392** | 185 | 245 | **430** | 3 | 8 | **11** |
| 27 | 915 | 1 | 3 | 4 | 137 | 154 | **291** | 2 | 7 | **9** | 10 | 9 | **19** | 187 | 210 | **397** | 9 | 10 | **19** | 4 | 5 | **9** | 133 | 146 | **279** | 198 | 208 | **406** | 7 | 6 | **13** |
| 28 | 914 | 2 | 15 | **17** | 117 | 443 | **560** | 6 | 11 | **17** | 2 | 17 | **19** | 47 | 93 | **140** | 6 | 13 | **19** | 2 | 12 | **14** | 108 | 395 | **503** | 53 | 125 | **178** | 0 | 13 | **13** |
| 29 | 1,249 | 5 | 12 | **17** | 185 | 258 | **443** | 1 | 11 | **12** | 8 | 23 | **31** | 187 | 281 | **468** | 5 | 11 | **16** | 4 | 7 | **11** | 180 | 227 | **407** | 203 | 318 | **521** | 8 | 18 | **26** |

| | | | | | | | | | | | | | | | | | | | | | | | | | | | | | | | | | |
|---|---|---|---|---|---|---|---|---|---|---|---|---|---|---|---|---|---|---|---|---|---|---|---|---|---|---|---|---|---|---|---|---|---|
| 30 | 941 | 0 | 6 | **6** | 119 | 309 | **428** | 3 | 9 | **12** | 5 | 16 | **21** | 78 | 174 | **252** | 7 | 16 | **23** | 6 | 11 | **17** | 117 | 276 | **393** | 82 | 180 | **262** | 5 | 11 | **16** |
| 31 | 1,136 | 5 | 12 | **17** | 118 | 355 | **473** | 6 | 19 | **25** | 1 | 27 | **28** | 88 | 257 | **345** | 4 | 22 | **26** | 2 | 14 | **16** | 111 | 321 | **432** | 97 | 262 | **359** | 4 | 30 | **34** |
| 32 | 678 | 1 | 4 | **5** | 92 | 151 | **243** | 4 | 4 | **8** | 1 | 7 | **8** | 126 | 148 | **274** | 8 | 6 | **14** | 3 | 3 | **6** | 83 | 140 | **223** | 135 | 162 | **297** | 2 | 4 | **6** |
| 33 | 1,439 | 4 | 17 | **21** | 214 | 427 | **641** | 2 | 9 | **11** | 6 | 31 | **37** | 164 | 278 | **442** | 7 | 19 | **26** | 5 | 8 | **13** | 205 | 390 | **595** | 173 | 292 | **465** | 6 | 16 | **22** |
| 34 | 1,195 | 2 | 13 | **15** | 113 | 593 | **706** | 0 | 7 | **7** | 5 | 30 | **35** | 53 | 215 | **268** | 5 | 18 | **23** | 2 | 8 | **10** | 112 | 497 | **609** | 53 | 227 | **280** | 2 | 27 | **29** |
| 35 | 1,529 | 2 | 11 | **13** | 298 | 252 | **550** | 6 | 10 | **16** | 12 | 24 | **36** | 302 | 273 | **575** | 9 | 20 | **29** | 5 | 16 | **21** | 277 | 245 | **522** | 329 | 298 | **627** | 8 | 27 | **35** |
| 36 | 1,108 | 5 | 10 | **15** | 132 | 383 | **515** | 4 | 3 | **7** | 6 | 23 | **29** | 136 | 205 | **341** | 4 | 17 | **21** | 3 | 11 | **14** | 126 | 320 | **446** | 150 | 213 | **363** | 7 | 17 | **24** |
| 37 | 1,380 | 2 | 7 | **9** | 240 | 290 | **530** | 3 | 5 | **8** | 8 | 17 | **25** | 220 | 238 | **458** | 18 | 12 | **30** | 12 | 9 | **21** | 228 | 259 | **487** | 241 | 249 | **490** | 10 | 15 | **25** |
| 38 | 873 | 2 | 2 | **4** | 110 | 175 | **285** | 4 | 3 | **7** | 4 | 13 | **17** | 149 | 228 | **377** | 5 | 7 | **12** | 1 | 7 | **8** | 112 | 158 | **270** | 146 | 240 | **386** | 3 | 12 | **15** |
| 39 | 823 | 1 | 3 | **4** | 135 | 164 | **299** | 3 | 5 | **8** | 8 | 11 | **19** | 140 | 146 | **286** | 3 | 6 | **9** | 1 | 7 | **8** | 132 | 148 | **280** | 156 | 165 | **321** | 8 | 10 | **18** |
| 40 | 1,252 | 7 | 8 | **15** | 157 | 305 | **462** | 4 | 11 | **15** | 4 | 14 | **18** | 188 | 275 | **463** | 18 | 16 | **34** | 12 | 8 | **20** | 148 | 277 | **425** | 192 | 295 | **487** | 8 | 11 | **19** |
| 41 | 980 | 3 | 13 | **16** | 131 | 231 | **362** | 3 | 11 | **14** | 8 | 20 | **28** | 126 | 227 | **353** | 6 | 3 | **9** | 6 | 8 | **14** | 121 | 200 | **321** | 134 | 223 | **357** | 5 | 16 | **21** |
| 42 | 1,203 | 5 | 14 | **19** | 160 | 432 | **592** | 2 | 8 | **10** | 6 | 28 | **34** | 125 | 205 | **330** | 7 | 17 | **24** | 3 | 7 | **10** | 150 | 373 | **523** | 133 | 214 | **347** | 5 | 11 | **16** |
| 43 | 527 | 1 | 4 | **5** | 67 | 108 | **175** | 2 | 3 | **5** | 2 | 3 | **5** | 90 | 143 | **233** | 4 | 4 | **8** | 4 | 0 | **4** | 63 | 93 | **156** | 90 | 151 | **241** | 4 | 4 | **8** |
| 44 | 1,576 | 3 | 14 | **17** | 248 | 314 | **562** | 4 | 10 | **14** | 5 | 18 | **23** | 296 | 326 | **622** | 14 | 6 | **20** | 10 | 7 | **17** | 232 | 267 | **499** | 312 | 326 | **638** | 10 | 8 | **18** |
| 45 | 1,039 | 1 | 8 | **9** | 131 | 196 | **327** | 5 | 6 | **11** | 5 | 12 | **17** | 148 | 259 | **407** | 5 | 9 | **14** | 5 | 5 | **10** | 124 | 189 | **313** | 155 | 272 | **427** | 5 | 4 | **9** |
| 46 | 1,681 | 4 | 5 | **9** | 302 | 409 | **711** | 7 | 9 | **16** | 5 | 9 | **14** | 332 | 262 | **594** | 11 | 14 | **25** | 7 | 8 | **15** | 286 | 363 | **649** | 361 | 275 | **636** | 10 | 13 | **23** |
| | **42,480** | **97** | **378** | **475** | **5,800** | **12,010** | **17,810** | **122** | **361** | **483** | **187** | **721** | **908** | **5,385** | **8,410** | **13,795** | **281** | **551** | **832** | **187** | **369** | **556** | **5,495** | **10,685** | **16,180** | **5,752** | **8,963** | **14,715** | **190** | **545** | **735** |

| POLL BOOK TOTALS | Aaron Mariasy (GRN) | | | Brianna T. Scott (DEM) | | | Bridgette R. Abraham-Guzman (NLP) | | | Bruce Campbell (LIB) | | | Dave Dutch (REP) | | | Janet M. Sanger (UST) | | | John Paul Sanger (UST) | | | Kelly Charron Tebay (DEM) | | | Mike Miller (REP) | | | Tim Orzechowski (LIB) | | |
|---|---|---|---|---|---|---|---|---|---|---|---|---|---|---|---|---|---|---|---|---|---|---|---|---|---|---|---|---|---|---|
| | AV | Elec Day | TOTAL | AV | Elec Day | TOTAL | AV | Elec Day | TOTAL | AV | Elec Day | TOTAL | AV | Elec Day | TOTAL | AV | Elec Day | TOTAL | AV | Elec Day | TOTAL | AV | Elec Day | TOTAL | AV | Elec Day | TOTAL | AV | Elec Day | TOTAL |
| **EASTPOINTE** | | | | | | | | | | | | | | | | | | | | | | | | | | | | | | |
| 01 | 712 | 1 | 3 | **4** | 86 | 381 | **467** | 0 | 4 | **4** | 0 | 8 | **8** | 19 | 73 | **92** | 5 | 9 | **14** | 5 | 5 | **10** | 78 | 328 | **406** | 25 | 72 | **97** | 1 | 4 | **5** |
| 02 | 1,140 | 0 | 22 | **22** | 161 | 534 | **695** | 3 | 13 | **16** | 7 | 29 | **36** | 64 | 125 | **189** | 6 | 24 | **30** | 3 | 16 | **19** | 147 | 457 | **604** | 75 | 143 | **218** | 6 | 18 | **24** |
| 03 | 1,054 | 2 | 7 | **9** | 96 | 506 | **602** | 2 | 13 | **15** | 4 | 23 | **27** | 66 | 141 | **207** | 4 | 18 | **22** | 3 | 14 | **17** | 92 | 423 | **515** | 68 | 173 | **241** | 5 | 15 | **20** |
| 04 | 987 | 6 | 20 | **26** | 126 | 399 | **525** | 2 | 14 | **16** | 5 | 28 | **33** | 74 | 146 | **220** | 10 | 14 | **24** | 5 | 12 | **17** | 117 | 339 | **456** | 84 | 148 | **232** | 4 | 21 | **25** |
| 05 | 1,020 | 2 | 15 | **17** | 94 | 463 | **557** | 2 | 14 | **16** | 4 | 31 | **35** | 54 | 152 | **206** | 6 | 27 | **33** | 3 | 14 | **17** | 93 | 396 | **489** | 64 | 159 | **223** | 5 | 28 | **33** |
| 06 | 1,049 | 3 | 15 | **18** | 130 | 546 | **676** | 2 | 15 | **17** | 7 | 22 | **29** | 47 | 110 | **157** | 8 | 25 | **33** | 4 | 15 | **19** | 117 | 456 | **573** | 52 | 123 | **175** | 8 | 18 | **26** |
| 07 | 923 | 2 | 2 | **4** | 126 | 598 | **724** | 0 | 10 | **10** | 2 | 14 | **16** | 32 | 39 | **71** | 6 | 10 | **16** | 1 | 2 | **3** | 114 | 488 | **602** | 33 | 49 | **82** | 4 | 5 | **9** |
| 08 | 1,173 | 3 | 7 | **10** | 230 | 679 | **909** | 3 | 14 | **17** | 4 | 12 | **16** | 35 | 45 | **80** | 9 | 20 | **29** | 3 | 13 | **16** | 209 | 566 | **775** | 46 | 61 | **107** | 3 | 9 | **12** |
| 09 | 814 | 1 | 9 | **10** | 133 | 455 | **588** | 1 | 8 | **9** | 1 | 10 | **11** | 35 | 51 | **86** | 2 | 13 | **15** | 2 | 11 | **13** | 131 | 370 | **501** | 37 | 57 | **94** | 2 | 10 | **12** |
| 10 | 782 | 0 | 13 | **13** | 72 | 392 | **464** | 1 | 5 | **6** | 4 | 18 | **22** | 35 | 101 | **136** | 4 | 7 | **11** | 4 | 9 | **13** | 64 | 356 | **420** | 38 | 119 | **157** | 3 | 9 | **12** |
| 11 | 935 | 0 | 18 | **18** | 99 | 474 | **573** | 3 | 15 | **18** | 3 | 16 | **19** | 56 | 132 | **188** | 1 | 12 | **13** | 0 | 8 | **8** | 90 | 409 | **499** | 61 | 143 | **204** | 3 | 9 | **12** |
| 12 | 1,384 | 3 | 19 | **22** | 181 | 612 | **793** | 3 | 14 | **17** | 13 | 25 | **38** | 107 | 192 | **299** | 7 | 15 | **22** | 7 | 11 | **18** | 172 | 539 | **711** | 114 | 195 | **309** | 6 | 11 | **17** |
| 13 | 471 | 4 | 3 | **7** | 86 | 215 | **301** | 2 | 4 | **6** | 2 | 7 | **9** | 48 | 28 | **76** | 0 | 2 | **2** | 2 | 0 | **2** | 83 | 201 | **284** | 53 | 35 | **88** | 3 | 1 | **4** |
| 14 | 979 | 1 | 10 | **11** | 208 | 459 | **667** | 6 | 6 | **12** | 1 | 13 | **14** | 71 | 69 | **140** | 5 | 14 | **19** | 1 | 10 | **11** | 196 | 408 | **604** | 78 | 69 | **147** | 3 | 8 | **11** |
| | **13,423** | **28** | **163** | **191** | **1,828** | **6,713** | **8,541** | **30** | **149** | **179** | **57** | **256** | **313** | **743** | **1,404** | **2,147** | **73** | **210** | **283** | **43** | **140** | **183** | **1,703** | **5,736** | **7,439** | **828** | **1,546** | **2,374** | **56** | **166** | **222** |

| POLL BOOK TOTALS | Aaron Mariasy (GRN) | | | Brianna T. Scott (DEM) | | | Bridgette R. Abraham-Guzman (NLP) | | | Bruce Campbell (LIB) | | | Dave Dutch (REP) | | | Janet M. Sanger (UST) | | | John Paul Sanger (UST) | | | Kelly Charron Tebay (DEM) | | | Mike Miller (REP) | | | Tim Orzechowski (LIB) | | |
|---|---|---|---|---|---|---|---|---|---|---|---|---|---|---|---|---|---|---|---|---|---|---|---|---|---|---|---|---|---|---|
| | AV | Elec Day | TOTAL | AV | Elec Day | TOTAL | AV | Elec Day | TOTAL | AV | Elec Day | TOTAL | AV | Elec Day | TOTAL | AV | Elec Day | TOTAL | AV | Elec Day | TOTAL | AV | Elec Day | TOTAL | AV | Elec Day | TOTAL | AV | Elec Day | TOTAL |
| **FRASER** | | | | | | | | | | | | | | | | | | | | | | | | | | | | | | |
| 01 | 719 | 2 | 7 | **9** | 68 | 191 | **259** | 2 | 11 | **13** | 2 | 18 | **20** | 52 | 179 | **231** | 2 | 14 | **16** | 2 | 12 | **14** | 60 | 185 | **245** | 54 | 197 | **251** | 1 | 15 | **16** |
| 02 | 1,148 | 3 | 12 | **15** | 114 | 272 | **386** | 4 | 14 | **18** | 3 | 15 | **18** | 124 | 287 | **411** | 6 | 21 | **27** | 6 | 17 | **23** | 99 | 254 | **353** | 136 | 301 | **437** | 6 | 15 | **21** |
| 03 | 1,340 | 2 | 15 | **17** | 175 | 382 | **557** | 6 | 13 | **19** | 3 | 41 | **44** | 115 | 262 | **377** | 12 | 22 | **34** | 6 | 19 | **25** | 161 | 333 | **494** | 127 | 292 | **419** | 6 | 31 | **37** |
| 04 | 1,059 | 0 | 7 | **7** | 100 | 311 | **411** | 3 | 10 | **13** | 5 | 19 | **24** | 88 | 239 | **327** | 6 | 24 | **30** | 2 | 13 | **15** | 95 | 282 | **377** | 90 | 254 | **344** | 3 | 11 | **14** |
| 05 | 417 | 0 | 5 | **5** | 50 | 116 | **166** | 1 | 4 | **5** | 1 | 12 | **13** | 38 | 85 | **123** | 2 | 6 | **8** | 1 | 5 | **6** | 49 | 96 | **145** | 40 | 101 | **141** | 2 | 8 | **10** |

| | | | | | | | | | | | | | | | | | | | | | | | | | | | | | | | |
|---|---|---|---|---|---|---|---|---|---|---|---|---|---|---|---|---|---|---|---|---|---|---|---|---|---|---|---|---|---|---|---|
| 06 | 1,282 | 4 | 13 | 17 | 118 | 299 | 417 | 10 | 7 | 17 | 4 | 18 | 22 | 126 | 345 | 471 | 3 | 23 | 26 | 6 | 14 | 20 | 112 | 267 | 379 | 140 | 350 | 490 | 5 | 17 | 22 |
| 07 | 724 | 2 | 7 | 9 | 97 | 236 | 333 | 1 | 9 | 10 | 2 | 16 | 18 | 67 | 133 | 200 | 3 | 16 | 19 | 2 | 9 | 11 | 95 | 213 | 308 | 75 | 147 | 222 | 1 | 7 | 8 |
| | **6,689** | **13** | **66** | **79** | **722** | **1,807** | **2,529** | **27** | **68** | **95** | **20** | **139** | **159** | **610** | **1,530** | **2,140** | **34** | **126** | **160** | **25** | **89** | **114** | **671** | **1,630** | **2,301** | **662** | **1,642** | **2,304** | **24** | **104** | **128** |

| POLL BOOK TOTALS | Aaron Mariasy (GRN) | | | Brianna T. Scott (DEM) | | | Bridgette R. Abraham-Guzman (NLP) | | | Bruce Campbell (LIB) | | | Dave Dutch (REP) | | | Janet M. Sanger (UST) | | | John Paul Sanger (UST) | | | Kelly Charron Tebay (DEM) | | | Mike Miller (REP) | | | Tim Orzechowski (LIB) | | |
|---|---|---|---|---|---|---|---|---|---|---|---|---|---|---|---|---|---|---|---|---|---|---|---|---|---|---|---|---|---|---|
| | AV | Elec Day | TOTAL | AV | Elec Day | TOTAL | AV | Elec Day | TOTAL | AV | Elec Day | TOTAL | AV | Elec Day | TOTAL | AV | Elec Day | TOTAL | AV | Elec Day | TOTAL | AV | Elec Day | TOTAL | AV | Elec Day | TOTAL | AV | Elec Day | TOTAL |
| **GROSSE POINTE SHORES** | | | | | | | | | | | | | | | | | | | | | | | | | | | | | | |
| 03 | 56 | N/A | 1 | 1 | N/A | 10 | 10 | N/A | 1 | 1 | N/A | 0 | 0 | N/A | 32 | 32 | N/A | 1 | 1 | N/A | 0 | 0 | N/A | 7 | 7 | N/A | 32 | 32 | N/A | 0 | 0 |
| | **56** | N/A | **1** | **1** | N/A | **10** | **10** | N/A | **1** | **1** | N/A | **0** | **0** | N/A | **32** | **32** | N/A | **1** | **1** | N/A | **0** | **0** | N/A | **7** | **7** | N/A | **32** | **32** | N/A | **0** | **0** |

| POLL BOOK TOTALS | Aaron Mariasy (GRN) | | | Brianna T. Scott (DEM) | | | Bridgette R. Abraham-Guzman (NLP) | | | Bruce Campbell (LIB) | | | Dave Dutch (REP) | | | Janet M. Sanger (UST) | | | John Paul Sanger (UST) | | | Kelly Charron Tebay (DEM) | | | Mike Miller (REP) | | | Tim Orzechowski (LIB) | | |
|---|---|---|---|---|---|---|---|---|---|---|---|---|---|---|---|---|---|---|---|---|---|---|---|---|---|---|---|---|---|---|
| | AV | Elec Day | TOTAL | AV | Elec Day | TOTAL | AV | Elec Day | TOTAL | AV | Elec Day | TOTAL | AV | Elec Day | TOTAL | AV | Elec Day | TOTAL | AV | Elec Day | TOTAL | AV | Elec Day | TOTAL | AV | Elec Day | TOTAL | AV | Elec Day | TOTAL |
| **HARRISON TOWNSHIP** | | | | | | | | | | | | | | | | | | | | | | | | | | | | | | |
| 01 | 1,181 | 0 | 14 | **14** | 150 | 320 | **470** | 4 | 13 | **17** | 5 | 21 | **26** | 173 | 230 | **403** | 7 | 25 | **32** | 4 | 14 | **18** | 132 | 300 | **432** | 177 | 233 | **410** | 3 | 15 | **18** |
| 02 | 1,342 | 7 | 16 | **23** | 227 | 336 | **563** | 7 | 10 | **17** | 13 | 23 | **36** | 166 | 244 | **410** | 10 | 13 | **23** | 4 | 18 | **22** | 201 | 317 | **518** | 179 | 259 | **438** | 9 | 18 | **27** |
| 03 | 1,191 | 0 | 10 | **10** | 165 | 203 | **368** | 3 | 6 | **9** | 10 | 27 | **37** | 184 | 300 | **484** | 13 | 22 | **35** | 10 | 16 | **26** | 146 | 185 | **331** | 192 | 326 | **518** | 12 | 23 | **35** |
| 04 | 1,376 | 2 | 14 | **16** | 169 | 316 | **485** | 3 | 12 | **15** | 10 | 24 | **34** | 213 | 289 | **502** | 5 | 20 | **25** | 5 | 11 | **16** | 169 | 303 | **472** | 229 | 296 | **525** | 6 | 21 | **27** |
| 05 | 1,310 | 4 | 9 | **13** | 145 | 122 | **267** | 7 | 5 | **12** | 11 | 19 | **30** | 286 | 364 | **650** | 7 | 18 | **25** | 8 | 7 | **15** | 141 | 115 | **256** | 295 | 374 | **669** | 12 | 10 | **22** |
| 06 | 1,343 | 2 | 10 | **12** | 160 | 339 | **499** | 4 | 10 | **14** | 6 | 20 | **26** | 211 | 282 | **493** | 5 | 22 | **27** | 5 | 13 | **18** | 157 | 308 | **465** | 218 | 296 | **514** | 3 | 14 | **17** |
| 07 | 1,292 | 1 | 16 | **17** | 163 | 205 | **368** | 4 | 12 | **16** | 11 | 35 | **46** | 220 | 296 | **516** | 8 | 17 | **25** | 8 | 11 | **19** | 161 | 187 | **348** | 240 | 296 | **536** | 9 | 19 | **28** |
| 08 | 935 | 1 | 9 | **10** | 153 | 326 | **479** | 3 | 5 | **8** | 4 | 12 | **16** | 86 | 160 | **246** | 2 | 16 | **18** | 2 | 12 | **14** | 139 | 282 | **421** | 94 | 172 | **266** | 2 | 10 | **12** |
| 09 | 1,199 | 3 | 4 | **7** | 119 | 189 | **308** | 6 | 11 | **17** | 10 | 9 | **19** | 270 | 288 | **558** | 6 | 16 | **22** | 7 | 6 | **13** | 119 | 178 | **297** | 272 | 281 | **553** | 9 | 10 | **19** |
| 10 | 1,067 | 4 | 8 | **12** | 127 | 216 | **343** | 3 | 12 | **15** | 5 | 14 | **19** | 133 | 272 | **405** | 13 | 18 | **31** | 5 | 10 | **15** | 125 | 198 | **323** | 149 | 273 | **422** | 6 | 14 | **20** |
| | **12,236** | **24** | **110** | **134** | **1,578** | **2,572** | **4,150** | **44** | **96** | **140** | **85** | **204** | **289** | **1,942** | **2,725** | **4,667** | **76** | **187** | **263** | **58** | **118** | **176** | **1,490** | **2,373** | **3,863** | **2,045** | **2,806** | **4,851** | **71** | **154** | **225** |

| POLL BOOK TOTALS | Aaron Mariasy (GRN) | | | Brianna T. Scott (DEM) | | | Bridgette R. Abraham-Guzman (NLP) | | | Bruce Campbell (LIB) | | | Dave Dutch (REP) | | | Janet M. Sanger (UST) | | | John Paul Sanger (UST) | | | Kelly Charron Tebay (DEM) | | | Mike Miller (REP) | | | Tim Orzechowski (LIB) | | |
|---|---|---|---|---|---|---|---|---|---|---|---|---|---|---|---|---|---|---|---|---|---|---|---|---|---|---|---|---|---|---|
| | AV | Elec Day | TOTAL | AV | Elec Day | TOTAL | AV | Elec Day | TOTAL | AV | Elec Day | TOTAL | AV | Elec Day | TOTAL | AV | Elec Day | TOTAL | AV | Elec Day | TOTAL | AV | Elec Day | TOTAL | AV | Elec Day | TOTAL | AV | Elec Day | TOTAL |
| **LENOX TOWNSHIP** | | | | | | | | | | | | | | | | | | | | | | | | | | | | | | |
| 01 | 817 | 2 | 6 | **8** | 67 | 100 | **167** | 4 | 4 | **8** | 4 | 21 | **25** | 133 | 253 | **386** | 9 | 20 | **29** | 6 | 15 | **21** | 60 | 90 | **150** | 126 | 269 | **395** | 6 | 15 | **21** |
| 02 | 1,172 | 1 | 18 | **19** | 110 | 222 | **332** | 3 | 10 | **13** | 3 | 28 | **31** | 129 | 359 | **488** | 7 | 19 | **26** | 8 | 14 | **22** | 102 | 213 | **315** | 143 | 379 | **522** | 3 | 20 | **23** |
| 03 | 1,136 | 0 | 11 | **11** | 129 | 396 | **525** | 0 | 13 | **13** | 3 | 21 | **24** | 58 | 267 | **325** | 6 | 30 | **36** | 7 | 17 | **24** | 124 | 345 | **469** | 66 | 290 | **356** | 1 | 20 | **21** |
| 04 | 536 | 0 | 6 | **6** | 27 | 188 | **215** | 0 | 9 | **9** | 1 | 21 | **22** | 15 | 170 | **185** | 3 | 15 | **18** | 2 | 11 | **13** | 30 | 165 | **195** | 13 | 168 | **181** | 1 | 17 | **18** |
| | **3,661** | **3** | **41** | **44** | **333** | **906** | **1,239** | **7** | **36** | **43** | **11** | **91** | **102** | **335** | **1,049** | **1,384** | **25** | **84** | **109** | **23** | **57** | **80** | **316** | **813** | **1,129** | **348** | **1,106** | **1,454** | **11** | **72** | **83** |

| POLL BOOK TOTALS | Aaron Mariasy (GRN) | | | Brianna T. Scott (DEM) | | | Bridgette R. Abraham-Guzman (NLP) | | | Bruce Campbell (LIB) | | | Dave Dutch (REP) | | | Janet M. Sanger (UST) | | | John Paul Sanger (UST) | | | Kelly Charron Tebay (DEM) | | | Mike Miller (REP) | | | Tim Orzechowski (LIB) | | |
|---|---|---|---|---|---|---|---|---|---|---|---|---|---|---|---|---|---|---|---|---|---|---|---|---|---|---|---|---|---|---|
| | AV | Elec Day | TOTAL | AV | Elec Day | TOTAL | AV | Elec Day | TOTAL | AV | Elec Day | TOTAL | AV | Elec Day | TOTAL | AV | Elec Day | TOTAL | AV | Elec Day | TOTAL | AV | Elec Day | TOTAL | AV | Elec Day | TOTAL | AV | Elec Day | TOTAL |
| **MACOMB TOWNSHIP** | | | | | | | | | | | | | | | | | | | | | | | | | | | | | | |
| 01 | 968 | 0 | 9 | **9** | 111 | 154 | **265** | 4 | 8 | **12** | 5 | 21 | **26** | 143 | 291 | **434** | 4 | 9 | **13** | 3 | 8 | **11** | 107 | 137 | **244** | 160 | 306 | **466** | 4 | 12 | **16** |
| 02 | 1,079 | 1 | 4 | **5** | 143 | 214 | **357** | 1 | 9 | **10** | 7 | 13 | **20** | 129 | 285 | **414** | 7 | 15 | **22** | 6 | 8 | **14** | 141 | 185 | **326** | 136 | 297 | **433** | 5 | 16 | **21** |
| 03 | 1,137 | 1 | 11 | **12** | 89 | 285 | **374** | 0 | 7 | **7** | 4 | 24 | **28** | 114 | 359 | **473** | 3 | 14 | **17** | 0 | 12 | **12** | 83 | 260 | **343** | 115 | 390 | **505** | 6 | 23 | **29** |
| 04 | 1,071 | 1 | 13 | **14** | 127 | 251 | **378** | 2 | 10 | **12** | 6 | 24 | **30** | 121 | 313 | **434** | 3 | 15 | **18** | 2 | 5 | **7** | 126 | 211 | **337** | 126 | 346 | **472** | 5 | 24 | **29** |
| 05 | 1,397 | 0 | 15 | **15** | 131 | 326 | **457** | 3 | 9 | **12** | 8 | 32 | **40** | 159 | 391 | **550** | 6 | 20 | **26** | 5 | 13 | **18** | 127 | 289 | **416** | 182 | 423 | **605** | 9 | 27 | **36** |
| 06 | 978 | 6 | 11 | **17** | 138 | 181 | **319** | 6 | 11 | **17** | 4 | 15 | **19** | 188 | 209 | **397** | 7 | 8 | **15** | 8 | 5 | **13** | 133 | 159 | **292** | 202 | 225 | **427** | 4 | 8 | **12** |

| | | | | | | | | | | | | | | | | | | | | | | | | | | | | | | | |
|---|---|---|---|---|---|---|---|---|---|---|---|---|---|---|---|---|---|---|---|---|---|---|---|---|---|---|---|---|---|---|---|
| 07 | 994 | 1 | 10 | 11 | 107 | 216 | 323 | 4 | 4 | 8 | 3 | 27 | 30 | 136 | 247 | 383 | 8 | 16 | 24 | 5 | 9 | 14 | 92 | 190 | 282 | 142 | 246 | 388 | 8 | 19 | 27 |
| 08 | 1,008 | 4 | 9 | 13 | 137 | 196 | 333 | 6 | 11 | 17 | 5 | 16 | 21 | 145 | 234 | 379 | 5 | 21 | 26 | 6 | 17 | 23 | 131 | 174 | 305 | 162 | 237 | 399 | 4 | 10 | 14 |
| 09 | 772 | 0 | 4 | 4 | 74 | 152 | 226 | 1 | 3 | 4 | 2 | 9 | 11 | 121 | 224 | 345 | 5 | 11 | 16 | 7 | 7 | 14 | 71 | 136 | 207 | 127 | 235 | 362 | 4 | 5 | 9 |
| 10 | 906 | 2 | 5 | 7 | 97 | 302 | 399 | 1 | 10 | 11 | 3 | 28 | 31 | 78 | 187 | 265 | 4 | 18 | 22 | 4 | 10 | 14 | 92 | 270 | 362 | 80 | 209 | 289 | 1 | 17 | 18 |
| 11 | 1,319 | 2 | 6 | 8 | 106 | 341 | 447 | 0 | 15 | 15 | 3 | 15 | 18 | 139 | 384 | 523 | 6 | 23 | 29 | 4 | 16 | 20 | 101 | 304 | 405 | 142 | 402 | 544 | 2 | 12 | 14 |
| 12 | 1,240 | 0 | 6 | 6 | 180 | 254 | 434 | 2 | 10 | 12 | 3 | 11 | 14 | 179 | 319 | 498 | 13 | 8 | 21 | 10 | 10 | 20 | 163 | 223 | 386 | 186 | 346 | 532 | 6 | 17 | 23 |
| 13 | 1,162 | 0 | 12 | 12 | 82 | 304 | 386 | 2 | 14 | 16 | 7 | 20 | 27 | 128 | 343 | 471 | 9 | 19 | 28 | 7 | 11 | 18 | 80 | 247 | 327 | 128 | 362 | 490 | 7 | 22 | 29 |
| 14 | 1,267 | 0 | 9 | 9 | 117 | 256 | 373 | 0 | 8 | 8 | 6 | 16 | 22 | 180 | 345 | 525 | 9 | 21 | 30 | 7 | 11 | 18 | 101 | 214 | 315 | 189 | 372 | 561 | 6 | 16 | 22 |
| 15 | 1,282 | 3 | 9 | 12 | 178 | 181 | 359 | 4 | 3 | 7 | 7 | 20 | 27 | 256 | 312 | 568 | 17 | 18 | 35 | 8 | 12 | 20 | 163 | 154 | 317 | 284 | 326 | 610 | 5 | 13 | 18 |
| 16 | 1,565 | 0 | 8 | 8 | 159 | 302 | 461 | 2 | 8 | 10 | 5 | 19 | 24 | 172 | 523 | 695 | 6 | 20 | 26 | 2 | 11 | 13 | 141 | 277 | 418 | 170 | 531 | 701 | 4 | 14 | 18 |
| 17 | 1,487 | 2 | 6 | 8 | 116 | 378 | 494 | 1 | 5 | 6 | 3 | 26 | 29 | 177 | 429 | 606 | 5 | 14 | 19 | 8 | 10 | 18 | 106 | 321 | 427 | 191 | 474 | 665 | 8 | 14 | 22 |
| 18 | 867 | 0 | 8 | 8 | 125 | 256 | 381 | 1 | 10 | 11 | 4 | 28 | 32 | 91 | 146 | 237 | 10 | 31 | 41 | 6 | 14 | 20 | 122 | 221 | 343 | 104 | 164 | 268 | 4 | 15 | 19 |
| 19 | 621 | 0 | 3 | 3 | 65 | 260 | 325 | 0 | 4 | 4 | 5 | 17 | 22 | 35 | 107 | 142 | 6 | 6 | 12 | 1 | 4 | 5 | 60 | 226 | 286 | 35 | 121 | 156 | 3 | 14 | 17 |
| 20 | 1,146 | 0 | 8 | 8 | 104 | 257 | 361 | 4 | 6 | 10 | 3 | 16 | 19 | 126 | 345 | 471 | 7 | 13 | 20 | 3 | 8 | 11 | 98 | 235 | 333 | 137 | 377 | 514 | 2 | 20 | 22 |
| 21 | 1,466 | 2 | 12 | 14 | 194 | 249 | 443 | 2 | 7 | 9 | 6 | 11 | 17 | 261 | 362 | 623 | 9 | 6 | 15 | 8 | 9 | 17 | 182 | 224 | 406 | 265 | 383 | 648 | 12 | 12 | 24 |
| 22 | 1,234 | 6 | 4 | 10 | 200 | 212 | 412 | 5 | 2 | 7 | 6 | 14 | 20 | 246 | 297 | 543 | 5 | 15 | 20 | 6 | 8 | 14 | 186 | 176 | 362 | 263 | 296 | 559 | 10 | 10 | 20 |
| 23 | 1,086 | 5 | 2 | 7 | 173 | 143 | 316 | 6 | 5 | 11 | 7 | 13 | 20 | 301 | 209 | 510 | 9 | 6 | 15 | 9 | 7 | 16 | 167 | 137 | 304 | 306 | 222 | 528 | 11 | 6 | 17 |
| 24 | 1,063 | 3 | 3 | 6 | 212 | 138 | 350 | 4 | 2 | 6 | 11 | 2 | 13 | 321 | 154 | 475 | 13 | 5 | 18 | 5 | 3 | 8 | 192 | 135 | 327 | 339 | 166 | 505 | 7 | 6 | 13 |
| 25 | 938 | 0 | 6 | 6 | 58 | 217 | 275 | 1 | 10 | 11 | 2 | 16 | 18 | 65 | 305 | 370 | 1 | 13 | 14 | 3 | 7 | 10 | 53 | 215 | 268 | 71 | 317 | 388 | 4 | 10 | 14 |
| 26 | 832 | 1 | 2 | 3 | 66 | 189 | 255 | 2 | 5 | 7 | 2 | 13 | 15 | 100 | 241 | 341 | 6 | 12 | 18 | 4 | 7 | 11 | 58 | 171 | 229 | 102 | 252 | 354 | 4 | 9 | 13 |
| 27 | 1,436 | 3 | 7 | 10 | 143 | 292 | 435 | 3 | 13 | 16 | 5 | 26 | 31 | 166 | 478 | 644 | 1 | 18 | 19 | 2 | 12 | 14 | 145 | 269 | 414 | 171 | 491 | 662 | 6 | 18 | 24 |
| 28 | 905 | 3 | 6 | 9 | 63 | 230 | 293 | 5 | 7 | 12 | 2 | 13 | 15 | 96 | 279 | 375 | 1 | 4 | 5 | 2 | 8 | 10 | 67 | 207 | 274 | 96 | 292 | 388 | 1 | 14 | 15 |
| 29 | 1,044 | 0 | 9 | 9 | 68 | 317 | 385 | 0 | 4 | 4 | 3 | 13 | 16 | 88 | 316 | 404 | 3 | 12 | 15 | 2 | 6 | 8 | 66 | 286 | 352 | 91 | 331 | 422 | 3 | 13 | 16 |
| 30 | 1,135 | 2 | 6 | 8 | 107 | 224 | 331 | 4 | 9 | 13 | 6 | 13 | 19 | 131 | 371 | 502 | 2 | 19 | 21 | 3 | 9 | 12 | 97 | 205 | 302 | 143 | 385 | 528 | 5 | 18 | 23 |
| 31 | 804 | 1 | 7 | 8 | 81 | 160 | 241 | 1 | 8 | 9 | 5 | 14 | 19 | 113 | 231 | 344 | 9 | 8 | 17 | 8 | 4 | 12 | 76 | 154 | 230 | 122 | 242 | 364 | 2 | 10 | 12 |
| 32 | 1,091 | 2 | 13 | 15 | 74 | 228 | 302 | 1 | 13 | 14 | 5 | 23 | 28 | 134 | 339 | 473 | 8 | 13 | 21 | 3 | 11 | 14 | 72 | 202 | 274 | 133 | 338 | 471 | 4 | 15 | 19 |
| 33 | 815 | 1 | 4 | 5 | 101 | 172 | 273 | 5 | 4 | 9 | 4 | 7 | 11 | 115 | 202 | 317 | 3 | 9 | 12 | 5 | 4 | 9 | 95 | 157 | 252 | 128 | 215 | 343 | 2 | 9 | 11 |
| 34 | 1,039 | 0 | 5 | 5 | 90 | 275 | 365 | 0 | 5 | 5 | 1 | 13 | 14 | 74 | 346 | 420 | 4 | 14 | 18 | 2 | 12 | 14 | 81 | 240 | 321 | 73 | 355 | 428 | 3 | 11 | 14 |
| 35 | 1,143 | 0 | 5 | 5 | 75 | 356 | 431 | 4 | 3 | 7 | 5 | 17 | 22 | 89 | 334 | 423 | 1 | 14 | 15 | 1 | 15 | 16 | 76 | 321 | 397 | 90 | 363 | 453 | 5 | 14 | 19 |
| 36 | 938 | 2 | 9 | 11 | 73 | 237 | 310 | 2 | 11 | 13 | 6 | 15 | 21 | 83 | 294 | 377 | 3 | 13 | 16 | 2 | 7 | 9 | 66 | 213 | 279 | 89 | 315 | 404 | 5 | 15 | 20 |
| 37 | 800 | 1 | 2 | 3 | 104 | 120 | 224 | 2 | 3 | 5 | 1 | 7 | 8 | 122 | 242 | 364 | 6 | 10 | 16 | 6 | 10 | 16 | 95 | 98 | 193 | 136 | 237 | 373 | 2 | 5 | 7 |
| | 40,035 | 55 | 268 | 323 | 4,268 | 8,825 | 13,093 | 91 | 276 | 367 | 170 | 627 | 797 | 5,322 | 10,993 | 16,315 | 224 | 511 | 735 | 173 | 340 | 513 | 4,012 | 7,843 | 11,855 | 5,616 | 11,589 | 17,205 | 183 | 513 | 696 |

| | POLL BOOK TOTALS | Aaron Mariasy (GRN) | | | Brianna T. Scott (DEM) | | | Bridgette R. Abraham-Guzman (NLP) | | | Bruce Campbell (LIB) | | | Dave Dutch (REP) | | | Janet M. Sanger (UST) | | | John Paul Sanger (UST) | | | Kelly Charron Tebay (DEM) | | | Mike Miller (REP) | | | Tim Orzechowski (LIB) | | |
|---|---|---|---|---|---|---|---|---|---|---|---|---|---|---|---|---|---|---|---|---|---|---|---|---|---|---|---|---|---|---|
| | | AV | Elec Day | TOTAL | AV | Elec Day | TOTAL | AV | Elec Day | TOTAL | AV | Elec Day | TOTAL | AV | Elec Day | TOTAL | AV | Elec Day | TOTAL | AV | Elec Day | TOTAL | AV | Elec Day | TOTAL | AV | Elec Day | TOTAL | AV | Elec Day | TOTAL |
| **MEMPHIS** | | | | | | | | | | | | | | | | | | | | | | | | | | | | | | |
| 01 | 308 | MJR | 4 | 4 | MJR | 63 | 63 | MJR | 5 | 5 | MJR | 10 | 10 | MJR | 141 | 141 | MJR | 9 | 9 | MJR | 10 | 10 | MJR | 58 | 58 | MJR | 155 | 155 | MJR | 7 | 7 |
| | 308 | MJR | 4 | 4 | MJR | 63 | 63 | MJR | 5 | 5 | MJR | 10 | 10 | MJR | 141 | 141 | MJR | 9 | 9 | MJR | 10 | 10 | MJR | 58 | 58 | MJR | 155 | 155 | MJR | 7 | 7 |

| | POLL BOOK TOTALS | Aaron Mariasy (GRN) | | | Brianna T. Scott (DEM) | | | Bridgette R. Abraham-Guzman (NLP) | | | Bruce Campbell (LIB) | | | Dave Dutch (REP) | | | Janet M. Sanger (UST) | | | John Paul Sanger (UST) | | | Kelly Charron Tebay (DEM) | | | Mike Miller (REP) | | | Tim Orzechowski (LIB) | | |
|---|---|---|---|---|---|---|---|---|---|---|---|---|---|---|---|---|---|---|---|---|---|---|---|---|---|---|---|---|---|---|
| | | AV | Elec Day | TOTAL | AV | Elec Day | TOTAL | AV | Elec Day | TOTAL | AV | Elec Day | TOTAL | AV | Elec Day | TOTAL | AV | Elec Day | TOTAL | AV | Elec Day | TOTAL | AV | Elec Day | TOTAL | AV | Elec Day | TOTAL | AV | Elec Day | TOTAL |
| **MOUNT CLEMENS** | | | | | | | | | | | | | | | | | | | | | | | | | | | | | | |
| 01 | 639 | 1 | 7 | 8 | 115 | 354 | 469 | 0 | 5 | 5 | 1 | 10 | 11 | 11 | 60 | 71 | 0 | 15 | 15 | 0 | 10 | 10 | 111 | 291 | 402 | 12 | 60 | 72 | 2 | 2 | 4 |
| 02 | 911 | 1 | 13 | 14 | 93 | 288 | 381 | 2 | 10 | 12 | 4 | 28 | 32 | 53 | 200 | 253 | 6 | 14 | 20 | 1 | 7 | 8 | 91 | 264 | 355 | 58 | 217 | 275 | 2 | 17 | 19 |
| 03 | 1,356 | 2 | 24 | 26 | 127 | 501 | 628 | 4 | 22 | 26 | 2 | 50 | 52 | 78 | 281 | 359 | 6 | 26 | 32 | 3 | 12 | 15 | 123 | 445 | 568 | 85 | 299 | 384 | 3 | 28 | 31 |
| 04 | | | | | | | | | | | | | | | | | | | | | | | | | | | | | | |

| | | | | | | | | | | | | | | | | | | | | | | | | | | | | | | | |
|---|---|---|---|---|---|---|---|---|---|---|---|---|---|---|---|---|---|---|---|---|---|---|---|---|---|---|---|---|---|---|---|
| | 611 | 3 | 12 | 15 | 71 | 217 | 288 | 4 | 10 | 14 | 2 | 22 | 24 | 37 | 115 | 152 | 4 | 14 | 18 | 1 | 18 | 19 | 63 | 183 | 246 | 42 | 127 | 169 | 2 | 15 | 17 |
| | | | | | | | | | | | | | | | | | | | | | | | 128 | 241 | 369 | 32 | 50 | 82 | 0 | 5 | 5 |
| 05 | 612 | 1 | 8 | 9 | 145 | 287 | 432 | 3 | 5 | 8 | 2 | 6 | 8 | 25 | 47 | 72 | 7 | 7 | 14 | 1 | 6 | 7 | | | | | | | | | |
| | | | | | | | | | | | | | | | | | | | | | | | 65 | 269 | 334 | 37 | 134 | 171 | 0 | 20 | 20 |
| 06 | 721 | 1 | 8 | 9 | 74 | 309 | 383 | 5 | 9 | 14 | 1 | 31 | 32 | 33 | 126 | 159 | 2 | 16 | 18 | 0 | 10 | 10 | | | | | | | | | |
| | | | | | | | | | | | | | | | | | | | | | | | 126 | 236 | 362 | 116 | 266 | 382 | 5 | 16 | 21 |
| 09 | 1,081 | 0 | 9 | 9 | 135 | 262 | 397 | 0 | 11 | 11 | 5 | 30 | 35 | 108 | 252 | 360 | 2 | 19 | 21 | 2 | 16 | 18 | | | | | | | | | |
| | | | | | | | | | | | | | | | | | | | | | | | 707 | 1,929 | 2,636 | 382 | 1,153 | 1,535 | 14 | 103 | 117 |
| | **5,931** | **9** | **81** | **90** | **760** | **2,218** | **2,978** | **18** | **72** | **90** | **17** | **177** | **194** | **345** | **1,081** | **1,426** | **27** | **111** | **138** | **8** | **79** | **87** | | | | | | | | | |

| POLL BOOK TOTALS | Aaron Mariasy (GRN) | | | Brianna T. Scott (DEM) | | | Bridgette R. Abraham-Guzman (NLP) | | | Bruce Campbell (LIB) | | | Dave Dutch (REP) | | | Janet M. Sanger (UST) | | | John Paul Sanger (UST) | | | Kelly Charron Tebay (DEM) | | | Mike Miller (REP) | | | Tim Orzechowski (LIB) | | |
|---|---|---|---|---|---|---|---|---|---|---|---|---|---|---|---|---|---|---|---|---|---|---|---|---|---|---|---|---|---|---|
| | AV | Elec Day | TOTAL | AV | Elec Day | TOTAL | AV | Elec Day | TOTAL | AV | Elec Day | TOTAL | AV | Elec Day | TOTAL | AV | Elec Day | TOTAL | AV | Elec Day | TOTAL | AV | Elec Day | TOTAL | AV | Elec Day | TOTAL | AV | Elec Day | TOTAL |
| **NEW BALTIMORE** | | | | | | | | | | | | | | | | | | | | | | | | | | | | | | |
| 01 | 850 | 0 | 12 | **12** | 86 | 194 | **280** | 1 | 13 | **14** | 5 | 12 | **17** | 70 | 255 | **325** | 5 | 10 | **15** | 2 | 8 | **10** | 80 | 182 | **262** | 72 | 264 | **336** | 7 | 9 | **16** |
| 02 | 682 | 0 | 7 | **7** | 49 | 129 | **178** | 1 | 5 | **6** | 5 | 25 | **30** | 79 | 249 | **328** | 2 | 9 | **11** | 3 | 4 | **7** | 49 | 125 | **174** | 81 | 233 | **314** | 2 | 15 | **17** |
| 03 | 1,567 | 1 | 9 | **10** | 122 | 340 | **462** | 1 | 10 | **11** | 9 | 26 | **35** | 130 | 515 | **645** | 10 | 23 | **33** | 9 | 19 | **28** | 120 | 294 | **414** | 142 | 538 | **680** | 5 | 23 | **28** |
| 04 | 1,265 | 3 | 13 | **16** | 134 | 290 | **424** | 3 | 6 | **9** | 6 | 31 | **37** | 144 | 360 | **504** | 8 | 17 | **25** | 3 | 12 | **15** | 126 | 257 | **383** | 154 | 369 | **523** | 3 | 14 | **17** |
| 05 | 1,217 | 2 | 8 | **10** | 103 | 264 | **367** | 1 | 9 | **10** | 6 | 17 | **23** | 107 | 379 | **486** | 8 | 25 | **33** | 2 | 18 | **20** | 95 | 243 | **338** | 115 | 392 | **507** | 5 | 14 | **19** |
| | **5,581** | **6** | **49** | **55** | **494** | **1,217** | **1,711** | **7** | **43** | **50** | **31** | **111** | **142** | **530** | **1,758** | **2,288** | **33** | **84** | **117** | **19** | **61** | **80** | **470** | **1,101** | **1,571** | **564** | **1,796** | **2,360** | **22** | **75** | **97** |

| POLL BOOK TOTALS | Aaron Mariasy (GRN) | | | Brianna T. Scott (DEM) | | | Bridgette R. Abraham-Guzman (NLP) | | | Bruce Campbell (LIB) | | | Dave Dutch (REP) | | | Janet M. Sanger (UST) | | | John Paul Sanger (UST) | | | Kelly Charron Tebay (DEM) | | | Mike Miller (REP) | | | Tim Orzechowski (LIB) | | |
|---|---|---|---|---|---|---|---|---|---|---|---|---|---|---|---|---|---|---|---|---|---|---|---|---|---|---|---|---|---|---|
| | AV | Elec Day | TOTAL | AV | Elec Day | TOTAL | AV | Elec Day | TOTAL | AV | Elec Day | TOTAL | AV | Elec Day | TOTAL | AV | Elec Day | TOTAL | AV | Elec Day | TOTAL | AV | Elec Day | TOTAL | AV | Elec Day | TOTAL | AV | Elec Day | TOTAL |
| **RAY TOWNSHIP** | | | | | | | | | | | | | | | | | | | | | | | | | | | | | | |
| 01 | 830 | 1 | 9 | **10** | 61 | 128 | **189** | 1 | 10 | **11** | 8 | 11 | **19** | 121 | 292 | **413** | 5 | 10 | **15** | 6 | 6 | **12** | 58 | 114 | **172** | 125 | 300 | **425** | 4 | 12 | **16** |
| 02 | 1,115 | 0 | 12 | **12** | 84 | 154 | **238** | 2 | 17 | **19** | 3 | 26 | **29** | 172 | 356 | **528** | 11 | 14 | **25** | 9 | 9 | **18** | 79 | 134 | **213** | 180 | 377 | **557** | 2 | 22 | **24** |
| | **1,945** | **1** | **21** | **22** | **145** | **282** | **427** | **3** | **27** | **30** | **11** | **37** | **48** | **293** | **648** | **941** | **16** | **24** | **40** | **15** | **15** | **30** | **137** | **248** | **385** | **305** | **677** | **982** | **6** | **34** | **40** |

| POLL BOOK TOTALS | Aaron Mariasy (GRN) | | | Brianna T. Scott (DEM) | | | Bridgette R. Abraham-Guzman (NLP) | | | Bruce Campbell (LIB) | | | Dave Dutch (REP) | | | Janet M. Sanger (UST) | | | John Paul Sanger (UST) | | | Kelly Charron Tebay (DEM) | | | Mike Miller (REP) | | | Tim Orzechowski (LIB) | | |
|---|---|---|---|---|---|---|---|---|---|---|---|---|---|---|---|---|---|---|---|---|---|---|---|---|---|---|---|---|---|---|
| | AV | Elec Day | TOTAL | AV | Elec Day | TOTAL | AV | Elec Day | TOTAL | AV | Elec Day | TOTAL | AV | Elec Day | TOTAL | AV | Elec Day | TOTAL | AV | Elec Day | TOTAL | AV | Elec Day | TOTAL | AV | Elec Day | TOTAL | AV | Elec Day | TOTAL |
| **RICHMOND CITY** | | | | | | | | | | | | | | | | | | | | | | | | | | | | | | |
| 01 | 1,407 | 2 | 10 | **12** | 141 | 272 | **413** | 3 | 16 | **19** | 9 | 43 | **52** | 183 | 374 | **557** | 9 | 21 | **30** | 5 | 18 | **23** | 127 | 237 | **364** | 200 | 390 | **590** | 5 | 39 | **44** |
| 02 | 1,204 | 5 | 11 | **16** | 99 | 243 | **342** | 4 | 9 | **13** | 4 | 24 | **28** | 137 | 394 | **531** | 7 | 25 | **32** | 6 | 17 | **23** | 88 | 232 | **320** | 143 | 407 | **550** | 1 | 16 | **17** |
| | **2,611** | **7** | **21** | **28** | **240** | **515** | **755** | **7** | **25** | **32** | **13** | **67** | **80** | **320** | **768** | **1,088** | **16** | **46** | **62** | **11** | **35** | **46** | **215** | **469** | **684** | **343** | **797** | **1,140** | **6** | **55** | **61** |

| POLL BOOK TOTALS | Aaron Mariasy (GRN) | | | Brianna T. Scott (DEM) | | | Bridgette R. Abraham-Guzman (NLP) | | | Bruce Campbell (LIB) | | | Dave Dutch (REP) | | | Janet M. Sanger (UST) | | | John Paul Sanger (UST) | | | Kelly Charron Tebay (DEM) | | | Mike Miller (REP) | | | Tim Orzechowski (LIB) | | |
|---|---|---|---|---|---|---|---|---|---|---|---|---|---|---|---|---|---|---|---|---|---|---|---|---|---|---|---|---|---|---|
| | AV | Elec Day | TOTAL | AV | Elec Day | TOTAL | AV | Elec Day | TOTAL | AV | Elec Day | TOTAL | AV | Elec Day | TOTAL | AV | Elec Day | TOTAL | AV | Elec Day | TOTAL | AV | Elec Day | TOTAL | AV | Elec Day | TOTAL | AV | Elec Day | TOTAL |
| **RICHMOND TOWNSHIP** | | | | | | | | | | | | | | | | | | | | | | | | | | | | | | |
| 01 | 804 | N/A | 5 | **5** | N/A | 146 | **146** | N/A | 6 | **6** | N/A | 13 | **13** | N/A | 402 | **402** | N/A | 18 | **18** | N/A | 16 | **16** | N/A | 128 | **128** | N/A | 419 | **419** | N/A | 15 | **15** |
| 02 | 947 | N/A | 7 | **7** | N/A | 188 | **188** | N/A | 11 | **11** | N/A | 26 | **26** | N/A | 475 | **475** | N/A | 18 | **18** | N/A | 11 | **11** | N/A | 176 | **176** | N/A | 456 | **456** | N/A | 23 | **23** |
| | **1,751** | N/A | **12** | **12** | N/A | **334** | **334** | N/A | **17** | **17** | N/A | **39** | **39** | N/A | **877** | **877** | N/A | **36** | **36** | N/A | **27** | **27** | N/A | **304** | **304** | N/A | **875** | **875** | N/A | **38** | **38** |

| POLL BOOK TOTALS | Aaron Mariasy (GRN) | | | Brianna T. Scott (DEM) | | | Bridgette R. Abraham-Guzman (NLP) | | | Bruce Campbell (LIB) | | | Dave Dutch (REP) | | | Janet M. Sanger (UST) | | | John Paul Sanger (UST) | | | Kelly Charron Tebay (DEM) | | | Mike Miller (REP) | | | Tim Orzechowski (LIB) | | |
|---|---|---|---|---|---|---|---|---|---|---|---|---|---|---|---|---|---|---|---|---|---|---|---|---|---|---|---|---|---|---|
| | AV | Elec Day | TOTAL | AV | Elec Day | TOTAL | AV | Elec Day | TOTAL | AV | Elec Day | TOTAL | AV | Elec Day | TOTAL | AV | Elec Day | TOTAL | AV | Elec Day | TOTAL | AV | Elec Day | TOTAL | AV | Elec Day | TOTAL | AV | Elec Day | TOTAL |
| **ROSEVILLE** | | | | | | | | | | | | | | | | | | | | | | | | | | | | | | |
| 01 | 1,170 | 1 | 13 | **14** | 112 | 443 | **555** | 2 | 17 | **19** | 6 | 32 | **38** | 83 | 231 | **314** | 7 | 30 | **37** | 3 | 25 | **28** | 102 | 375 | **477** | 86 | 243 | **329** | 6 | 22 | **28** |

| | | | | | | | | | | | | | | | | | | | | | | | | | | | | | | | | | |
|---|---|---|---|---|---|---|---|---|---|---|---|---|---|---|---|---|---|---|---|---|---|---|---|---|---|---|---|---|---|---|---|---|---|
| 02 | 1,605 | 5 | 25 | 30 | 191 | 573 | 764 | 3 | 9 | 12 | 5 | 42 | 47 | 97 | 303 | 400 | 8 | 39 | 47 | 5 | 29 | 34 | 168 | 488 | 656 | 102 | 329 | 431 | 7 | 25 | 32 | | |
| 03 | 1,072 | 3 | 12 | 15 | 143 | 464 | 607 | 5 | 17 | 22 | 3 | 29 | 32 | 57 | 161 | 218 | 7 | 30 | 37 | 2 | 19 | 21 | 133 | 379 | 512 | 66 | 167 | 233 | 3 | 18 | 21 | | |
| 04 | 673 | 0 | 12 | 12 | 88 | 249 | 337 | 2 | 3 | 5 | 3 | 20 | 23 | 47 | 128 | 175 | 3 | 15 | 18 | 1 | 16 | 17 | 83 | 219 | 302 | 50 | 141 | 191 | 3 | 18 | 21 | | |
| 05 | 1,141 | 4 | 15 | 19 | 132 | 428 | 560 | 4 | 13 | 17 | 6 | 34 | 40 | 67 | 225 | 292 | 5 | 19 | 24 | 4 | 19 | 23 | 128 | 380 | 508 | 78 | 229 | 307 | 5 | 26 | 31 | | |
| 06 | 1,511 | 3 | 20 | 23 | 157 | 492 | 649 | 6 | 32 | 38 | 6 | 30 | 36 | 107 | 328 | 435 | 11 | 42 | 53 | 11 | 23 | 34 | 129 | 455 | 584 | 113 | 344 | 457 | 5 | 23 | 28 | | |
| 07 | 1,546 | 2 | 18 | 20 | 187 | 527 | 714 | 6 | 16 | 22 | 3 | 43 | 46 | 90 | 298 | 388 | 12 | 30 | 42 | 8 | 23 | 31 | 177 | 451 | 628 | 98 | 327 | 425 | 3 | 41 | 44 | | |
| 08 | 1,404 | 2 | 16 | 18 | 200 | 439 | 639 | 8 | 16 | 24 | 6 | 33 | 39 | 108 | 277 | 385 | 11 | 24 | 35 | 12 | 18 | 30 | 193 | 384 | 577 | 113 | 295 | 408 | 9 | 28 | 37 | | |
| 09 | 1,456 | 4 | 13 | 17 | 179 | 445 | 624 | 4 | 13 | 17 | 9 | 28 | 37 | 133 | 310 | 443 | 15 | 26 | 41 | 12 | 21 | 33 | 159 | 373 | 532 | 149 | 324 | 473 | 7 | 24 | 31 | | |
| 10 | 864 | 1 | 9 | 10 | 82 | 268 | 350 | 2 | 14 | 16 | 2 | 25 | 27 | 49 | 199 | 248 | 3 | 28 | 31 | 5 | 13 | 18 | 74 | 237 | 311 | 54 | 216 | 270 | 3 | 14 | 17 | | |
| 11 | 1,151 | 3 | 9 | 12 | 116 | 361 | 477 | 5 | 14 | 19 | 9 | 31 | 40 | 95 | 247 | 342 | 10 | 25 | 35 | 10 | 17 | 27 | 107 | 306 | 413 | 99 | 265 | 364 | 7 | 23 | 30 | | |
| 12 | 951 | 2 | 6 | 8 | 127 | 329 | 456 | 2 | 7 | 9 | 4 | 19 | 23 | 114 | 152 | 266 | 8 | 20 | 28 | 8 | 14 | 22 | 119 | 289 | 408 | 122 | 153 | 275 | 4 | 14 | 18 | | |
| 13 | 575 | 1 | 6 | 7 | 77 | 186 | 263 | 2 | 2 | 4 | 1 | 17 | 18 | 37 | 119 | 156 | 3 | 11 | 14 | 2 | 7 | 9 | 62 | 158 | 220 | 47 | 124 | 171 | 3 | 13 | 16 | | |
| 14 | 875 | 2 | 10 | 12 | 101 | 292 | 393 | 2 | 11 | 13 | 9 | 18 | 27 | 71 | 160 | 231 | 11 | 21 | 32 | 6 | 10 | 16 | 97 | 244 | 341 | 84 | 170 | 254 | 6 | 16 | 22 | | |
| 15 | 1,338 | 5 | 9 | 14 | 191 | 555 | 746 | 6 | 15 | 21 | 8 | 19 | 27 | 100 | 176 | 276 | 11 | 17 | 28 | 3 | 8 | 11 | 170 | 471 | 641 | 115 | 188 | 303 | 3 | 15 | 18 | | |
| | 17,332 | 38 | 193 | 231 | 2,083 | 6,051 | 8,134 | 59 | 199 | 258 | 80 | 420 | 500 | 1,255 | 3,314 | 4,569 | 125 | 377 | 502 | 92 | 262 | 354 | 1,901 | 5,209 | 7,110 | 1,376 | 3,515 | 4,891 | 74 | 320 | 394 | | |

| POLL BOOK TOTALS | Aaron Mariasy (GRN) | | | Brianna T. Scott (DEM) | | | Bridgette R. Abraham-Guzman (NLP) | | | Bruce Campbell (LIB) | | | Dave Dutch (REP) | | | Janet M. Sanger (UST) | | | John Paul Sanger (UST) | | | Kelly Charron Tebay (DEM) | | | Mike Miller (REP) | | | Tim Orzechowski (LIB) | | |
|---|---|---|---|---|---|---|---|---|---|---|---|---|---|---|---|---|---|---|---|---|---|---|---|---|---|---|---|---|---|---|
| | AV | Elec Day | TOTAL | AV | Elec Day | TOTAL | AV | Elec Day | TOTAL | AV | Elec Day | TOTAL | AV | Elec Day | TOTAL | AV | Elec Day | TOTAL | AV | Elec Day | TOTAL | AV | Elec Day | TOTAL | AV | Elec Day | TOTAL | AV | Elec Day | TOTAL |
| SHELBY TOWNSHIP | | | | | | | | | | | | | | | | | | | | | | | | | | | | | | |
| 01 1,740 | 0 | 12 | 12 | 171 | 259 | 430 | 5 | 13 | 18 | 18 | 26 | 44 | 317 | 547 | 864 | 15 | 13 | 28 | 13 | 9 | 22 | 157 | 231 | 388 | 319 | 542 | 861 | 19 | 21 | 40 |
| 02 1,457 | 4 | 17 | 21 | 125 | 296 | 421 | 4 | 17 | 21 | 7 | 38 | 45 | 223 | 416 | 639 | 14 | 21 | 35 | 13 | 19 | 32 | 107 | 258 | 365 | 237 | 423 | 660 | 3 | 20 | 23 |
| 03 720 | 0 | 10 | 10 | 52 | 164 | 216 | 1 | 13 | 14 | 0 | 23 | 23 | 59 | 236 | 295 | 2 | 13 | 15 | 1 | 5 | 6 | 54 | 146 | 200 | 62 | 246 | 308 | 0 | 14 | 14 |
| 04 1,187 | 2 | 9 | 11 | 108 | 188 | 296 | 2 | 11 | 13 | 9 | 18 | 27 | 233 | 324 | 557 | 6 | 23 | 29 | 0 | 14 | 14 | 100 | 181 | 281 | 232 | 325 | 557 | 8 | 17 | 25 |
| 05 842 | 2 | 3 | 5 | 112 | 235 | 347 | 1 | 4 | 5 | 6 | 7 | 13 | 115 | 177 | 292 | 0 | 9 | 9 | 1 | 9 | 10 | 110 | 221 | 331 | 124 | 183 | 307 | 5 | 5 | 10 |
| 06 968 | 0 | 9 | 9 | 70 | 293 | 363 | 3 | 8 | 11 | 3 | 23 | 26 | 60 | 294 | 354 | 5 | 16 | 21 | 3 | 13 | 16 | 67 | 278 | 345 | 64 | 312 | 376 | 2 | 17 | 19 |
| 07 1,197 | 3 | 14 | 17 | 148 | 212 | 360 | 1 | 6 | 7 | 6 | 26 | 32 | 221 | 303 | 524 | 6 | 11 | 17 | 5 | 12 | 17 | 136 | 174 | 310 | 223 | 324 | 547 | 5 | 15 | 20 |
| 08 636 | 0 | 4 | 4 | 64 | 125 | 189 | 0 | 2 | 2 | 2 | 14 | 16 | 90 | 200 | 290 | 5 | 11 | 16 | 5 | 5 | 10 | 50 | 105 | 155 | 98 | 200 | 298 | 4 | 7 | 11 |
| 09 803 | 1 | 6 | 7 | 51 | 295 | 346 | 0 | 7 | 7 | 1 | 19 | 20 | 43 | 204 | 247 | 1 | 24 | 25 | 2 | 19 | 21 | 52 | 275 | 327 | 50 | 203 | 253 | 1 | 15 | 16 |
| 10 965 | 0 | 13 | 13 | 122 | 168 | 290 | 4 | 11 | 15 | 9 | 17 | 26 | 117 | 279 | 396 | 7 | 10 | 17 | 3 | 6 | 9 | 113 | 141 | 254 | 120 | 298 | 418 | 9 | 16 | 25 |
| 11 1,267 | 3 | 9 | 12 | 130 | 298 | 428 | 5 | 14 | 19 | 3 | 24 | 27 | 146 | 344 | 490 | 4 | 17 | 21 | 2 | 20 | 22 | 127 | 270 | 397 | 151 | 369 | 520 | 4 | 16 | 20 |
| 12 879 | 1 | 5 | 6 | 62 | 154 | 216 | 3 | 4 | 7 | 4 | 14 | 18 | 156 | 263 | 419 | 3 | 16 | 19 | 0 | 8 | 8 | 52 | 140 | 192 | 168 | 270 | 438 | 4 | 14 | 18 |
| 13 680 | 1 | 4 | 5 | 62 | 115 | 177 | 2 | 5 | 7 | 2 | 6 | 8 | 130 | 172 | 302 | 3 | 4 | 7 | 1 | 3 | 4 | 64 | 112 | 176 | 136 | 178 | 314 | 4 | 4 | 8 |
| 14 1,391 | 3 | 14 | 17 | 143 | 261 | 404 | 1 | 13 | 14 | 6 | 21 | 27 | 189 | 437 | 626 | 11 | 18 | 29 | 9 | 7 | 16 | 120 | 222 | 342 | 200 | 467 | 667 | 4 | 17 | 21 |
| 15 1,393 | 4 | 7 | 11 | 161 | 285 | 446 | 5 | 6 | 11 | 9 | 33 | 42 | 194 | 371 | 565 | 9 | 21 | 30 | 2 | 17 | 19 | 152 | 267 | 419 | 206 | 371 | 577 | 5 | 24 | 29 |
| 16 1,798 | 3 | 6 | 9 | 207 | 273 | 480 | 2 | 4 | 6 | 12 | 24 | 36 | 378 | 539 | 917 | 11 | 14 | 25 | 8 | 12 | 20 | 190 | 257 | 447 | 379 | 529 | 908 | 10 | 20 | 30 |
| 17 1,487 | 2 | 14 | 16 | 114 | 305 | 419 | 1 | 21 | 22 | 9 | 23 | 32 | 197 | 511 | 708 | 4 | 8 | 12 | 1 | 7 | 8 | 117 | 280 | 397 | 203 | 512 | 715 | 7 | 22 | 29 |
| 18 1,084 | 2 | 7 | 9 | 154 | 211 | 365 | 9 | 8 | 17 | 5 | 24 | 29 | 169 | 274 | 443 | 9 | 17 | 26 | 4 | 10 | 14 | 146 | 187 | 333 | 179 | 283 | 462 | 1 | 27 | 28 |
| 19 984 | 1 | 7 | 8 | 81 | 200 | 281 | 2 | 6 | 8 | 3 | 21 | 24 | 188 | 280 | 468 | 2 | 15 | 17 | 1 | 8 | 9 | 76 | 182 | 258 | 199 | 282 | 481 | 3 | 15 | 18 |
| 20 772 | 0 | 9 | 9 | 92 | 167 | 259 | 2 | 14 | 16 | 4 | 14 | 18 | 100 | 213 | 313 | 7 | 9 | 16 | 10 | 9 | 19 | 85 | 141 | 226 | 117 | 219 | 336 | 6 | 10 | 16 |
| 21 739 | 2 | 11 | 13 | 38 | 320 | 358 | 0 | 9 | 9 | 3 | 26 | 29 | 22 | 160 | 182 | 1 | 16 | 17 | 1 | 10 | 11 | 37 | 294 | 331 | 22 | 174 | 196 | 3 | 21 | 24 |
| 22 1,810 | 2 | 7 | 9 | 234 | 268 | 502 | 4 | 7 | 11 | 12 | 24 | 36 | 391 | 550 | 941 | 11 | 11 | 22 | 6 | 11 | 17 | 215 | 236 | 451 | 393 | 562 | 955 | 15 | 12 | 27 |
| 23 1,595 | 3 | 5 | 8 | 119 | 259 | 378 | 3 | 13 | 16 | 4 | 31 | 35 | 327 | 477 | 804 | 8 | 17 | 25 | 5 | 10 | 15 | 113 | 242 | 355 | 338 | 502 | 840 | 7 | 19 | 26 |
| 24 1,861 | 5 | 7 | 12 | 198 | 272 | 470 | 5 | 9 | 14 | 5 | 30 | 35 | 396 | 561 | 957 | 9 | 17 | 26 | 4 | 11 | 15 | 194 | 257 | 451 | 409 | 566 | 975 | 14 | 22 | 36 |
| 25 1,344 | 1 | 8 | 9 | 145 | 251 | 396 | 3 | 13 | 16 | 8 | 24 | 32 | 260 | 348 | 608 | 4 | 10 | 14 | 2 | 8 | 10 | 134 | 238 | 372 | 267 | 356 | 623 | 8 | 17 | 25 |
| 26 1,172 | 1 | 8 | 9 | 193 | 238 | 431 | 5 | 6 | 11 | 12 | 16 | 28 | 225 | 240 | 465 | 18 | 18 | 36 | 6 | 9 | 15 | 181 | 201 | 382 | 233 | 244 | 477 | 6 | 16 | 22 |
| 27 1,326 | 2 | 7 | 9 | 168 | 341 | 509 | 4 | 9 | 13 | 3 | 14 | 17 | 183 | 353 | 536 | 7 | 11 | 18 | 1 | 7 | 8 | 144 | 295 | 439 | 191 | 356 | 547 | 5 | 13 | 18 |
| 28 1,403 | 4 | 5 | 9 | 266 | 220 | 486 | 2 | 6 | 8 | 9 | 12 | 21 | 318 | 277 | 595 | 9 | 12 | 21 | 4 | 6 | 10 | 247 | 200 | 447 | 329 | 286 | 615 | 10 | 13 | 23 |

| | | | | | | | | | | | | | | | | | | | | | | | | | | | | | | | | |
|---|---|---|---|---|---|---|---|---|---|---|---|---|---|---|---|---|---|---|---|---|---|---|---|---|---|---|---|---|---|---|---|---|
| 29 | 859 | 0 | 8 | 8 | 74 | 175 | 249 | 0 | 4 | 4 | 3 | 9 | 12 | 124 | 289 | 413 | 2 | 4 | 6 | 3 | 9 | 12 | 66 | 153 | 219 | 119 | 296 | 415 | 0 | 13 | 13 |
| 30 | 1,063 | 1 | 11 | 12 | 125 | 205 | 330 | 3 | 7 | 10 | 8 | 19 | 27 | 163 | 274 | 437 | 4 | 13 | 17 | 8 | 7 | 15 | 108 | 190 | 298 | 175 | 289 | 464 | 7 | 15 | 22 |
| | 35,422 | 53 | 256 | 309 | 3,789 | 7,053 | 10,842 | 82 | 270 | 352 | 185 | 620 | 805 | 5,734 | 9,913 | 15,647 | 197 | 419 | 616 | 124 | 300 | 424 | 3,514 | 6,374 | 9,888 | 5,943 | 10,167 | 16,110 | 179 | 477 | 656 |

| | POLL BOOK TOTALS | Aaron Mariasy (GRN) | | | Brianna T. Scott (DEM) | | | Bridgette R. Abraham-Guzman (NLP) | | | Bruce Campbell (LIB) | | | Dave Dutch (REP) | | | Janet M. Sanger (UST) | | | John Paul Sanger (UST) | | | Kelly Charron Tebay (DEM) | | | Mike Miller (REP) | | | Tim Orzechowski (LIB) | | |
|---|---|---|---|---|---|---|---|---|---|---|---|---|---|---|---|---|---|---|---|---|---|---|---|---|---|---|---|---|---|---|---|
| | | AV | Elec Day | TOTAL | AV | Elec Day | TOTAL | AV | Elec Day | TOTAL | AV | Elec Day | TOTAL | AV | Elec Day | TOTAL | AV | Elec Day | TOTAL | AV | Elec Day | TOTAL | AV | Elec Day | TOTAL | AV | Elec Day | TOTAL | AV | Elec Day | TOTAL |
| **ST. CLAIR SHORES** | | | | | | | | | | | | | | | | | | | | | | | | | | | | | | | |
| 01 | 1,882 | 4 | 16 | 20 | 299 | 426 | 725 | 6 | 9 | 15 | 12 | 25 | 37 | 334 | 400 | 734 | 7 | 10 | 17 | 3 | 10 | 13 | 275 | 400 | 675 | 352 | 410 | 762 | 7 | 15 | 22 |
| 02 | 1,666 | 6 | 15 | 21 | 278 | 395 | 673 | 6 | 11 | 17 | 9 | 25 | 34 | 240 | 295 | 535 | 14 | 24 | 38 | 15 | 16 | 31 | 274 | 350 | 624 | 257 | 309 | 566 | 8 | 17 | 25 |
| 03 | 1,600 | 3 | 27 | 30 | 185 | 485 | 670 | 4 | 22 | 26 | 8 | 40 | 48 | 150 | 352 | 502 | 7 | 24 | 31 | 6 | 16 | 22 | 184 | 431 | 615 | 148 | 350 | 498 | 8 | 32 | 40 |
| 04 | 1,569 | 5 | 15 | 20 | 208 | 440 | 648 | 7 | 7 | 14 | 8 | 43 | 51 | 202 | 306 | 508 | 11 | 25 | 36 | 10 | 17 | 27 | 194 | 410 | 604 | 218 | 323 | 541 | 7 | 37 | 44 |
| 05 | 1,452 | 4 | 16 | 20 | 167 | 481 | 648 | 1 | 6 | 7 | 10 | 37 | 47 | 94 | 329 | 423 | 7 | 18 | 25 | 4 | 10 | 14 | 158 | 438 | 596 | 109 | 345 | 454 | 8 | 29 | 37 |
| 06 | 1,434 | 4 | 15 | 19 | 192 | 584 | 776 | 2 | 7 | 9 | 7 | 28 | 35 | 141 | 176 | 317 | 7 | 20 | 27 | 5 | 14 | 19 | 190 | 514 | 704 | 145 | 204 | 349 | 4 | 19 | 23 |
| 07 | 912 | 4 | 15 | 19 | 108 | 296 | 404 | 1 | 15 | 16 | 6 | 24 | 30 | 85 | 180 | 265 | 5 | 17 | 22 | 3 | 10 | 13 | 94 | 266 | 360 | 88 | 186 | 274 | 7 | 12 | 19 |
| 08 | 1,303 | 2 | 7 | 9 | 156 | 322 | 478 | 4 | 3 | 7 | 8 | 30 | 38 | 164 | 309 | 473 | 9 | 20 | 29 | 4 | 15 | 19 | 143 | 301 | 444 | 175 | 313 | 488 | 5 | 20 | 25 |
| 09 | 842 | 5 | 9 | 14 | 127 | 214 | 341 | 3 | 12 | 15 | 8 | 15 | 23 | 99 | 193 | 292 | 7 | 9 | 16 | 4 | 6 | 10 | 105 | 177 | 282 | 103 | 186 | 289 | 4 | 18 | 22 |
| 10 | 1,587 | 0 | 13 | 13 | 171 | 459 | 630 | 6 | 14 | 20 | 11 | 34 | 45 | 149 | 356 | 505 | 11 | 24 | 35 | 5 | 18 | 23 | 161 | 420 | 581 | 166 | 385 | 551 | 9 | 21 | 30 |
| 11 | 664 | 2 | 6 | 8 | 73 | 157 | 230 | 2 | 5 | 7 | 4 | 13 | 17 | 76 | 161 | 237 | 1 | 9 | 10 | 0 | 7 | 7 | 70 | 142 | 212 | 88 | 164 | 252 | 3 | 10 | 13 |
| 12 | 1,585 | 3 | 17 | 20 | 229 | 344 | 573 | 3 | 18 | 21 | 10 | 34 | 44 | 221 | 363 | 584 | 7 | 21 | 28 | 7 | 13 | 20 | 209 | 295 | 504 | 235 | 378 | 613 | 10 | 22 | 32 |
| 13 | 1,896 | 6 | 21 | 27 | 247 | 351 | 598 | 4 | 13 | 17 | 8 | 32 | 40 | 342 | 487 | 829 | 16 | 13 | 29 | 10 | 7 | 17 | 229 | 307 | 536 | 351 | 493 | 844 | 3 | 26 | 29 |
| 14 | 637 | 3 | 13 | 16 | 86 | 161 | 247 | 3 | 4 | 7 | 3 | 8 | 11 | 71 | 155 | 226 | 6 | 13 | 19 | 2 | 5 | 7 | 84 | 142 | 226 | 72 | 169 | 241 | 2 | 7 | 9 |
| 15 | 1,565 | 0 | 18 | 18 | 205 | 399 | 604 | 7 | 8 | 15 | 8 | 39 | 47 | 135 | 353 | 488 | 9 | 21 | 30 | 7 | 14 | 21 | 194 | 346 | 540 | 146 | 395 | 541 | 6 | 24 | 30 |
| 16 | 1,466 | 4 | 17 | 21 | 182 | 352 | 534 | 3 | 13 | 16 | 11 | 31 | 42 | 163 | 340 | 503 | 7 | 25 | 32 | 5 | 16 | 21 | 169 | 321 | 490 | 180 | 340 | 520 | 6 | 33 | 39 |
| 17 | 1,641 | 2 | 16 | 18 | 201 | 383 | 584 | 0 | 13 | 13 | 11 | 40 | 51 | 229 | 371 | 600 | 16 | 28 | 44 | 10 | 18 | 28 | 188 | 345 | 533 | 261 | 395 | 656 | 11 | 25 | 36 |
| 18 | 1,291 | 3 | 11 | 14 | 174 | 298 | 472 | 2 | 11 | 13 | 9 | 29 | 38 | 156 | 301 | 457 | 7 | 17 | 24 | 7 | 12 | 19 | 166 | 258 | 424 | 164 | 324 | 488 | 11 | 17 | 28 |
| 19 | 1,063 | 0 | 11 | 11 | 137 | 228 | 365 | 2 | 10 | 12 | 6 | 21 | 27 | 134 | 255 | 389 | 7 | 19 | 26 | 5 | 10 | 15 | 122 | 208 | 330 | 148 | 263 | 411 | 6 | 9 | 15 |
| 20 | 760 | 1 | 11 | 12 | 96 | 195 | 291 | 3 | 5 | 8 | 5 | 26 | 31 | 108 | 138 | 246 | 8 | 11 | 19 | 1 | 8 | 9 | 97 | 173 | 270 | 112 | 154 | 266 | 2 | 21 | 23 |
| 21 | 1,195 | 1 | 13 | 14 | 133 | 318 | 451 | 4 | 20 | 24 | 9 | 25 | 34 | 131 | 250 | 381 | 14 | 21 | 35 | 9 | 16 | 25 | 113 | 280 | 393 | 146 | 262 | 408 | 5 | 20 | 25 |
| 22 | 959 | 4 | 15 | 19 | 105 | 189 | 294 | 2 | 10 | 12 | 3 | 24 | 27 | 117 | 248 | 365 | 4 | 20 | 24 | 4 | 5 | 9 | 95 | 170 | 265 | 121 | 260 | 381 | 1 | 20 | 21 |
| 23 | 1,279 | 3 | 14 | 17 | 145 | 338 | 483 | 3 | 12 | 15 | 7 | 24 | 31 | 145 | 277 | 422 | 6 | 19 | 25 | 5 | 16 | 21 | 138 | 292 | 430 | 152 | 291 | 443 | 4 | 13 | 17 |
| | 30,248 | 69 | 331 | 400 | 3,904 | 7,815 | 11,719 | 78 | 248 | 326 | 181 | 647 | 828 | 3,686 | 6,595 | 10,281 | 193 | 428 | 621 | 131 | 279 | 410 | 3,652 | 6,986 | 10,638 | 3,937 | 6,899 | 10,836 | 137 | 467 | 604 |

| | POLL BOOK TOTALS | Aaron Mariasy (GRN) | | | Brianna T. Scott (DEM) | | | Bridgette R. Abraham-Guzman (NLP) | | | Bruce Campbell (LIB) | | | Dave Dutch (REP) | | | Janet M. Sanger (UST) | | | John Paul Sanger (UST) | | | Kelly Charron Tebay (DEM) | | | Mike Miller (REP) | | | Tim Orzechowski (LIB) | | |
|---|---|---|---|---|---|---|---|---|---|---|---|---|---|---|---|---|---|---|---|---|---|---|---|---|---|---|---|---|---|---|---|
| | | AV | Elec Day | TOTAL | AV | Elec Day | TOTAL | AV | Elec Day | TOTAL | AV | Elec Day | TOTAL | AV | Elec Day | TOTAL | AV | Elec Day | TOTAL | AV | Elec Day | TOTAL | AV | Elec Day | TOTAL | AV | Elec Day | TOTAL | AV | Elec Day | TOTAL |
| **STERLING HEIGHTS** | | | | | | | | | | | | | | | | | | | | | | | | | | | | | | | |
| 01 | 833 | 0 | 3 | 3 | 84 | 308 | 392 | 1 | 8 | 9 | 1 | 14 | 15 | 63 | 187 | 250 | 4 | 15 | 19 | 2 | 10 | 12 | 78 | 264 | 342 | 64 | 193 | 257 | 1 | 18 | 19 |
| 02 | 1,330 | 1 | 13 | 14 | 155 | 464 | 619 | 2 | 4 | 6 | 3 | 27 | 30 | 127 | 313 | 440 | 7 | 16 | 23 | 3 | 12 | 15 | 136 | 418 | 554 | 131 | 317 | 448 | 4 | 20 | 24 |
| 03 | 1,454 | 4 | 11 | 15 | 176 | 524 | 700 | 3 | 15 | 18 | 10 | 37 | 47 | 148 | 260 | 408 | 5 | 15 | 20 | 2 | 16 | 18 | 166 | 479 | 645 | 165 | 276 | 441 | 9 | 12 | 21 |
| 04 | 1,714 | 0 | 22 | 22 | 219 | 546 | 765 | 3 | 9 | 12 | 5 | 34 | 39 | 167 | 358 | 525 | 7 | 29 | 36 | 4 | 25 | 29 | 203 | 495 | 698 | 184 | 350 | 534 | 3 | 22 | 25 |
| 05 | 1,577 | 1 | 14 | 15 | 188 | 523 | 711 | 1 | 17 | 18 | 5 | 30 | 35 | 151 | 310 | 461 | 7 | 18 | 25 | 3 | 16 | 19 | 179 | 470 | 649 | 156 | 317 | 473 | 9 | 33 | 42 |
| 06 | 853 | 0 | 4 | 4 | 94 | 223 | 317 | 1 | 7 | 8 | 1 | 16 | 17 | 117 | 214 | 331 | 3 | 9 | 12 | 4 | 5 | 9 | 86 | 193 | 279 | 126 | 221 | 347 | 5 | 10 | 15 |
| 07 | 1,317 | 3 | 8 | 11 | 149 | 372 | 521 | 3 | 10 | 13 | 5 | 31 | 36 | 141 | 345 | 486 | 7 | 19 | 26 | 3 | 14 | 17 | 135 | 335 | 470 | 146 | 359 | 505 | 4 | 22 | 26 |
| 08 | 1,002 | 1 | 3 | 4 | 99 | 319 | 418 | 3 | 6 | 9 | 5 | 17 | 22 | 109 | 275 | 384 | 4 | 16 | 20 | 3 | 10 | 13 | 98 | 293 | 391 | 108 | 286 | 394 | 3 | 21 | 24 |
| 09 | 559 | 1 | 6 | 7 | 59 | 147 | 206 | 4 | 1 | 5 | 4 | 13 | 17 | 50 | 131 | 181 | 1 | 8 | 9 | 0 | 9 | 9 | 49 | 127 | 176 | 56 | 139 | 195 | 3 | 11 | 14 |
| 10 | 1,302 | 3 | 14 | 17 | 147 | 338 | 485 | 3 | 9 | 12 | 10 | 19 | 29 | 171 | 302 | 473 | 8 | 22 | 30 | 1 | 14 | 15 | 146 | 306 | 452 | 187 | 308 | 495 | 6 | 20 | 26 |
| 11 | 779 | 1 | 4 | 5 | 96 | 217 | 313 | 2 | 4 | 6 | 2 | 17 | 19 | 89 | 187 | 276 | 3 | 5 | 8 | 6 | 3 | 9 | 85 | 190 | 275 | 101 | 196 | 297 | 0 | 15 | 15 |

| | | | | | | | | | | | | | | | | | | | | | | | | | | | | | | | |
|---|---|---|---|---|---|---|---|---|---|---|---|---|---|---|---|---|---|---|---|---|---|---|---|---|---|---|---|---|---|---|---|
| 12 | 1,430 | 2 | 14 | **16** | 188 | 389 | **577** | 3 | 17 | **20** | 6 | 22 | **28** | 188 | 318 | **506** | 5 | 18 | **23** | 4 | 13 | **17** | 174 | 357 | **531** | 208 | 317 | **525** | 9 | 18 | **27** |
| 13 | 850 | 0 | 7 | **7** | 99 | 283 | **382** | 0 | 9 | **9** | 2 | 11 | **13** | 90 | 195 | **285** | 6 | 13 | **19** | 2 | 9 | **11** | 94 | 263 | **357** | 91 | 203 | **294** | 2 | 10 | **12** |
| 14 | 753 | 2 | 6 | **8** | 114 | 262 | **376** | 1 | 6 | **7** | 3 | 11 | **14** | 64 | 161 | **225** | 2 | 9 | **11** | 2 | 4 | **6** | 102 | 251 | **353** | 62 | 145 | **207** | 3 | 12 | **15** |
| 15 | 797 | 0 | 2 | **2** | 72 | 196 | **268** | 2 | 5 | **7** | 6 | 11 | **17** | 89 | 235 | **324** | 4 | 8 | **12** | 2 | 9 | **11** | 69 | 189 | **258** | 104 | 229 | **333** | 9 | 14 | **23** |
| 16 | 812 | 4 | 6 | **10** | 90 | 250 | **340** | 1 | 7 | **8** | 5 | 10 | **15** | 89 | 222 | **311** | 1 | 13 | **14** | 0 | 8 | **8** | 75 | 207 | **282** | 89 | 211 | **300** | 7 | 10 | **17** |
| 17 | 826 | 1 | 4 | **5** | 115 | 213 | **328** | 4 | 5 | **9** | 3 | 11 | **14** | 89 | 230 | **319** | 4 | 6 | **10** | 3 | 9 | **12** | 105 | 184 | **289** | 91 | 237 | **328** | 3 | 11 | **14** |
| 18 | 1,296 | 3 | 11 | **14** | 142 | 381 | **523** | 1 | 6 | **7** | 3 | 20 | **23** | 149 | 297 | **446** | 7 | 20 | **27** | 3 | 14 | **17** | 140 | 327 | **467** | 156 | 333 | **489** | 9 | 20 | **29** |
| 19 | 1,476 | 3 | 12 | **15** | 182 | 453 | **635** | 4 | 11 | **15** | 6 | 29 | **35** | 146 | 324 | **470** | 10 | 14 | **24** | 10 | 11 | **21** | 175 | 431 | **606** | 154 | 342 | **496** | 5 | 24 | **29** |
| 20 | 1,260 | 4 | 9 | **13** | 143 | 328 | **471** | 6 | 11 | **17** | 8 | 33 | **41** | 123 | 295 | **418** | 9 | 27 | **36** | 7 | 21 | **28** | 130 | 292 | **422** | 125 | 306 | **431** | 9 | 29 | **38** |
| 21 | 780 | 2 | 6 | **8** | 66 | 236 | **302** | 2 | 6 | **8** | 2 | 23 | **25** | 75 | 200 | **275** | 3 | 14 | **17** | 0 | 18 | **18** | 62 | 202 | **264** | 76 | 210 | **286** | 3 | 20 | **23** |
| 22 | 926 | 2 | 5 | 7 | 97 | 237 | **334** | 0 | 5 | **5** | 2 | 13 | **15** | 103 | 250 | **353** | 5 | 9 | **14** | 1 | 9 | **10** | 85 | 219 | **304** | 108 | 268 | **376** | 3 | 19 | **22** |
| 23 | 926 | 0 | 6 | **6** | 96 | 239 | **335** | 2 | 8 | **10** | 2 | 9 | **11** | 94 | 271 | **365** | 2 | 14 | **16** | 4 | 8 | **12** | 90 | 202 | **292** | 100 | 274 | **374** | 6 | 10 | **16** |
| 24 | 946 | 2 | 12 | **14** | 85 | 267 | **352** | 0 | 4 | **4** | 4 | 16 | **20** | 70 | 291 | **361** | 7 | 12 | **19** | 3 | 10 | **13** | 78 | 242 | **320** | 72 | 288 | **360** | 6 | 12 | **18** |
| 25 | 1,598 | 1 | 18 | **19** | 179 | 397 | **576** | 2 | 10 | **12** | 3 | 36 | **39** | 176 | 398 | **574** | 13 | 23 | **36** | 12 | 19 | **31** | 175 | 360 | **535** | 199 | 422 | **621** | 7 | 37 | **44** |
| 26 | 1,478 | 0 | 12 | **12** | 142 | 303 | **445** | 2 | 10 | **12** | 3 | 28 | **31** | 196 | 450 | **646** | 3 | 16 | **19** | 3 | 13 | **16** | 145 | 269 | **414** | 207 | 454 | **661** | 4 | 23 | **27** |
| 27 | 1,355 | 1 | 13 | **14** | 132 | 343 | **475** | 1 | 12 | **13** | 5 | 30 | **35** | 148 | 367 | **515** | 8 | 29 | **37** | 6 | 20 | **26** | 123 | 314 | **437** | 151 | 396 | **547** | 4 | 16 | **20** |
| 28 | 1,121 | 1 | 6 | **7** | 124 | 276 | **400** | 1 | 7 | **8** | 2 | 22 | **24** | 167 | 280 | **447** | 7 | 16 | **23** | 4 | 13 | **17** | 128 | 259 | **387** | 168 | 291 | **459** | 2 | 18 | **20** |
| 29 | 1,083 | 4 | 10 | **14** | 109 | 265 | **374** | 3 | 11 | **14** | 3 | 14 | **17** | 127 | 298 | **425** | 10 | 20 | **30** | 9 | 15 | **24** | 99 | 236 | **335** | 132 | 308 | **440** | 2 | 14 | **16** |
| 30 | 682 | 1 | 10 | **11** | 78 | 213 | **291** | 1 | 9 | **10** | 4 | 17 | **21** | 61 | 139 | **200** | 3 | 12 | **15** | 5 | 9 | **14** | 79 | 182 | **261** | 67 | 158 | **225** | 3 | 14 | **17** |
| 31 | 696 | 0 | 7 | **7** | 61 | 214 | **275** | 0 | 7 | **7** | 0 | 21 | **21** | 37 | 189 | **226** | 5 | 13 | **18** | 1 | 5 | **6** | 60 | 194 | **254** | 41 | 199 | **240** | 0 | 9 | **9** |
| 32 | 495 | 0 | 7 | **7** | 28 | 178 | **206** | 1 | 8 | **9** | 3 | 12 | **15** | 13 | 132 | **145** | 2 | 14 | **16** | 4 | 11 | **15** | 30 | 155 | **185** | 16 | 133 | **149** | 1 | 3 | **4** |
| 33 | 951 | 3 | 8 | **11** | 152 | 204 | **356** | 1 | 2 | **3** | 5 | 10 | **15** | 162 | 231 | **393** | 4 | 8 | **12** | 1 | 4 | **5** | 141 | 183 | **324** | 164 | 235 | **399** | 14 | 14 | **28** |
| 34 | 1,276 | 4 | 13 | **17** | 122 | 338 | **460** | 0 | 9 | **9** | 7 | 25 | **32** | 158 | 383 | **541** | 4 | 13 | **17** | 4 | 15 | **19** | 125 | 281 | **406** | 155 | 398 | **553** | 8 | 15 | **23** |
| 35 | 850 | 1 | 14 | **15** | 60 | 249 | **309** | 1 | 11 | **12** | 0 | 29 | **29** | 37 | 244 | **281** | 2 | 24 | **26** | 3 | 14 | **17** | 56 | 220 | **276** | 43 | 265 | **308** | 1 | 24 | **25** |
| 36 | 1,380 | 1 | 6 | **7** | 203 | 271 | **474** | 1 | 10 | **11** | 10 | 24 | **34** | 179 | 352 | **531** | 13 | 18 | **31** | 10 | 15 | **25** | 187 | 253 | **440** | 188 | 366 | **554** | 10 | 20 | **30** |
| 37 | 1,320 | 1 | 10 | **11** | 173 | 382 | **555** | 3 | 11 | **14** | 4 | 25 | **29** | 122 | 281 | **403** | 4 | 22 | **26** | 4 | 15 | **19** | 171 | 341 | **512** | 134 | 312 | **446** | 3 | 18 | **21** |
| 38 | 1,475 | 5 | 10 | **15** | 216 | 432 | **648** | 4 | 9 | **13** | 11 | 32 | **43** | 201 | 280 | **481** | 7 | 10 | **17** | 5 | 12 | **17** | 199 | 390 | **589** | 216 | 291 | **507** | 7 | 23 | **30** |
| 39 | 1,117 | 6 | 12 | **18** | 107 | 309 | **416** | 2 | 9 | **11** | 5 | 27 | **32** | 79 | 346 | **425** | 2 | 15 | **17** | 2 | 13 | **15** | 103 | 274 | **377** | 85 | 350 | **435** | 2 | 22 | **24** |
| 40 | 595 | 3 | 6 | **9** | 39 | 148 | **187** | 0 | 9 | **9** | 0 | 13 | **13** | 40 | 189 | **229** | 1 | 8 | **9** | 1 | 5 | **6** | 40 | 123 | **163** | 42 | 181 | **223** | 1 | 14 | **15** |
| 41 | 851 | 2 | 15 | **17** | 66 | 232 | **298** | 5 | 10 | **15** | 4 | 22 | **26** | 58 | 232 | **290** | 5 | 19 | **24** | 3 | 8 | **11** | 65 | 210 | **275** | 61 | 231 | **292** | 1 | 18 | **19** |
| 42 | 1,056 | 0 | 17 | **17** | 117 | 221 | **338** | 2 | 7 | **9** | 1 | 18 | **19** | 154 | 274 | **428** | 8 | 13 | **21** | 7 | 15 | **22** | 113 | 197 | **310** | 162 | 284 | **446** | 6 | 14 | **20** |
| 43 | 1,790 | 2 | 7 | **9** | 265 | 361 | **626** | 4 | 6 | **10** | 12 | 24 | **36** | 344 | 423 | **767** | 13 | 13 | **26** | 6 | 9 | **15** | 255 | 325 | **580** | 356 | 425 | **781** | 6 | 30 | **36** |
| 44 | 1,074 | 4 | 6 | **10** | 164 | 222 | **386** | 2 | 5 | **7** | 5 | 6 | **11** | 188 | 259 | **447** | 10 | 6 | **16** | 8 | 7 | **15** | 152 | 199 | **351** | 197 | 264 | **461** | 7 | 7 | **14** |
| 45 | 1,351 | 3 | 6 | **9** | 157 | 408 | **565** | 3 | 8 | **11** | 2 | 22 | **24** | 182 | 355 | **537** | 1 | 13 | **14** | 2 | 4 | **6** | 148 | 386 | **534** | 170 | 367 | **537** | 5 | 15 | **20** |
| | **49,392** | **83** | **415** | **498** | **5,649** | **13,681** | **19,330** | **91** | **370** | **461** | **192** | **931** | **1,123** | **5,531** | **12,273** | **17,804** | **246** | **674** | **920** | **172** | **518** | **690** | **5,334** | **12,287** | **17,621** | **5,814** | **12,655** | **18,469** | **215** | **781** | **996** |

| | POLL BOOK TOTALS | Aaron Mariasy (GRN) | | | Brianna T. Scott (DEM) | | | Bridgette R. Abraham-Guzman (NLP) | | | Bruce Campbell (LIB) | | | Dave Dutch (REP) | | | Janet M. Sanger (UST) | | | John Paul Sanger (UST) | | | Kelly Charron Tebay (DEM) | | | Mike Miller (REP) | | | Tim Orzechowski (LIB) | | |
|---|---|---|---|---|---|---|---|---|---|---|---|---|---|---|---|---|---|---|---|---|---|---|---|---|---|---|---|---|---|---|
| | | AV | Elec Day | TOTAL | AV | Elec Day | TOTAL | AV | Elec Day | TOTAL | AV | Elec Day | TOTAL | AV | Elec Day | TOTAL | AV | Elec Day | TOTAL | AV | Elec Day | TOTAL | AV | Elec Day | TOTAL | AV | Elec Day | TOTAL | AV | Elec Day | TOTAL |
| UTICA | | | | | | | | | | | | | | | | | | | | | | | | | | | | | | | |
| 01 | 427 | 3 | 9 | **12** | 25 | 134 | **159** | 2 | 6 | **8** | 1 | 19 | **20** | 25 | 108 | **133** | 3 | 7 | **10** | 1 | 6 | **7** | 21 | 118 | **139** | 22 | 124 | **146** | 1 | 6 | **7** |
| 02 | 807 | 0 | 8 | **8** | 67 | 164 | **231** | 0 | 4 | **4** | 2 | 24 | **26** | 83 | 233 | **316** | 2 | 12 | **14** | 6 | 11 | **17** | 63 | 158 | **221** | 93 | 244 | **337** | 2 | 16 | **18** |
| 03 | 903 | 4 | 5 | **9** | 83 | 283 | **366** | 3 | 14 | **17** | 6 | 27 | **33** | 87 | 209 | **296** | 9 | 14 | **23** | 4 | 9 | **13** | 79 | 266 | **345** | 92 | 212 | **304** | 3 | 13 | **16** |
| | **2,137** | **7** | **22** | **29** | **175** | **581** | **756** | **5** | **24** | **29** | **9** | **70** | **79** | **195** | **550** | **745** | **14** | **33** | **47** | **11** | **26** | **37** | **163** | **542** | **705** | **207** | **580** | **787** | **6** | **35** | **41** |

| | POLL BOOK TOTALS | Aaron Mariasy (GRN) | | | Brianna T. Scott (DEM) | | | Bridgette R. Abraham-Guzman (NLP) | | | Bruce Campbell (LIB) | | | Dave Dutch (REP) | | | Janet M. Sanger (UST) | | | John Paul Sanger (UST) | | | Kelly Charron Tebay (DEM) | | | Mike Miller (REP) | | | Tim Orzechowski (LIB) | | |
|---|---|---|---|---|---|---|---|---|---|---|---|---|---|---|---|---|---|---|---|---|---|---|---|---|---|---|---|---|---|---|---|
| | | AV | Elec Day | TOTAL | AV | Elec Day | TOTAL | AV | Elec Day | TOTAL | AV | Elec Day | TOTAL | AV | Elec Day | TOTAL | AV | Elec Day | TOTAL | AV | Elec Day | TOTAL | AV | Elec Day | TOTAL | AV | Elec Day | TOTAL | AV | Elec Day | TOTAL |

WARREN

| | | | | | | | | | | | | | | | | | | | | | | | | | | | | | | | |
|---|---|---|---|---|---|---|---|---|---|---|---|---|---|---|---|---|---|---|---|---|---|---|---|---|---|---|---|---|---|---|---|
| 01 | 1,332 | 4 | 15 | **19** | 119 | 702 | **821** | 0 | 19 | **19** | 8 | 39 | **47** | 63 | 173 | **236** | 5 | 29 | **34** | 3 | 24 | **27** | 100 | 574 | **674** | 60 | 178 | **238** | 12 | 26 | **38** |
| 03 | 1,156 | 0 | 13 | **13** | 103 | 580 | **683** | 1 | 19 | **20** | 7 | 25 | **32** | 39 | 163 | **202** | 3 | 23 | **26** | 3 | 13 | **16** | 102 | 520 | **622** | 41 | 164 | **205** | 3 | 14 | **17** |
| 04 | 888 | 0 | 9 | **9** | 62 | 394 | **456** | 0 | 7 | **7** | 5 | 20 | **25** | 40 | 166 | **206** | 1 | 27 | **28** | 0 | 19 | **19** | 55 | 343 | **398** | 45 | 174 | **219** | 3 | 14 | **17** |
| 05 | 780 | 0 | 11 | **11** | 89 | 344 | **433** | 0 | 9 | **9** | 1 | 18 | **19** | 33 | 129 | **162** | 6 | 16 | **22** | 2 | 10 | **12** | 82 | 277 | **359** | 46 | 149 | **195** | 2 | 11 | **13** |
| 06 | 1,050 | 1 | 14 | **15** | 109 | 444 | **553** | 2 | 15 | **17** | 6 | 18 | **24** | 63 | 184 | **247** | 6 | 22 | **28** | 3 | 18 | **21** | 96 | 390 | **486** | 63 | 193 | **256** | 4 | 14 | **18** |
| 07 | 690 | 0 | 17 | **17** | 47 | 359 | **406** | 0 | 4 | **4** | 2 | 12 | **14** | 21 | 91 | **112** | 3 | 19 | **22** | 2 | 7 | **9** | 42 | 320 | **362** | 24 | 100 | **124** | 3 | 9 | **12** |
| 08 | 774 | 1 | 10 | **11** | 57 | 420 | **477** | 2 | 16 | **18** | 2 | 15 | **17** | 23 | 93 | **116** | 4 | 23 | **27** | 4 | 15 | **19** | 53 | 341 | **394** | 29 | 98 | **127** | 0 | 15 | **15** |
| 09 | 862 | 4 | 9 | **13** | 55 | 435 | **490** | 1 | 12 | **13** | 4 | 23 | **27** | 29 | 138 | **167** | 1 | 21 | **22** | 2 | 11 | **13** | 52 | 372 | **424** | 34 | 144 | **178** | 0 | 16 | **16** |
| 10 | 688 | 0 | 13 | **13** | 48 | 388 | **436** | 0 | 9 | **9** | 1 | 15 | **16** | 15 | 73 | **88** | 4 | 15 | **19** | 3 | 12 | **15** | 48 | 328 | **376** | 14 | 81 | **95** | 1 | 14 | **15** |
| 11 | 15 | 0 | 1 | **1** | 1 | 8 | **9** | 0 | 1 | **1** | 1 | 0 | **1** | 0 | 3 | **3** | 0 | 0 | **0** | 0 | 0 | **0** | 1 | 8 | **9** | 0 | 3 | **3** | 0 | 0 | **0** |
| 12 | 499 | 2 | 9 | **11** | 49 | 228 | **277** | 2 | 14 | **16** | 8 | 7 | **15** | 16 | 66 | **82** | 5 | 15 | **20** | 2 | 15 | **17** | 44 | 201 | **245** | 16 | 78 | **94** | 1 | 6 | **7** |
| 13 | 306 | 0 | 5 | **5** | 27 | 97 | **124** | 1 | 2 | **3** | 2 | 9 | **11** | 20 | 77 | **97** | 1 | 9 | **10** | 0 | 6 | **6** | 25 | 89 | **114** | 23 | 80 | **103** | 1 | 6 | **7** |
| 14 | 1,240 | 1 | 12 | **13** | 112 | 575 | **687** | 1 | 14 | **15** | 3 | 10 | **13** | 79 | 226 | **305** | 6 | 32 | **38** | 3 | 18 | **21** | 106 | 489 | **595** | 93 | 232 | **325** | 3 | 11 | **14** |
| 15 | 1,359 | 5 | 27 | **32** | 124 | 675 | **799** | 4 | 16 | **20** | 6 | 35 | **41** | 46 | 230 | **276** | 10 | 41 | **51** | 3 | 20 | **23** | 115 | 585 | **700** | 51 | 244 | **295** | 3 | 16 | **19** |
| 17 | 943 | 3 | 11 | **14** | 100 | 334 | **434** | 5 | 11 | **16** | 7 | 20 | **27** | 68 | 184 | **252** | 7 | 22 | **29** | 5 | 11 | **16** | 85 | 288 | **373** | 78 | 179 | **257** | 8 | 13 | **21** |
| 18 | 329 | 1 | 4 | **5** | 24 | 160 | **184** | 1 | 5 | **6** | 3 | 13 | **16** | 12 | 53 | **65** | 0 | 5 | **5** | 0 | 6 | **6** | 23 | 140 | **163** | 12 | 55 | **67** | 1 | 3 | **4** |
| 19 | 899 | 2 | 7 | **9** | 86 | 367 | **453** | 1 | 10 | **11** | 2 | 15 | **17** | 43 | 175 | **218** | 5 | 9 | **14** | 4 | 11 | **15** | 83 | 308 | **391** | 43 | 200 | **243** | 2 | 17 | **19** |
| 20 | 1,228 | 2 | 16 | **18** | 157 | 437 | **594** | 3 | 14 | **17** | 13 | 27 | **40** | 102 | 212 | **314** | 7 | 24 | **31** | 6 | 22 | **28** | 144 | 377 | **521** | 105 | 237 | **342** | 13 | 23 | **36** |
| 22 | 1,243 | 3 | 19 | **22** | 127 | 419 | **546** | 6 | 13 | **19** | 8 | 34 | **42** | 91 | 273 | **364** | 6 | 26 | **32** | 5 | 18 | **23** | 120 | 356 | **476** | 99 | 288 | **387** | 9 | 32 | **41** |
| 23 | 1,004 | 1 | 7 | **8** | 149 | 332 | **481** | 5 | 8 | **13** | 8 | 18 | **26** | 73 | 185 | **258** | 10 | 18 | **28** | 5 | 14 | **19** | 131 | 285 | **416** | 83 | 199 | **282** | 13 | 17 | **30** |
| 24 | 446 | 0 | 8 | **8** | 44 | 150 | **194** | 0 | 2 | **2** | 1 | 11 | **12** | 24 | 107 | **131** | 1 | 14 | **15** | 0 | 10 | **10** | 40 | 142 | **182** | 27 | 113 | **140** | 0 | 9 | **9** |
| 25 | 715 | 1 | 6 | **7** | 64 | 241 | **305** | 1 | 15 | **16** | 3 | 14 | **17** | 51 | 173 | **224** | 3 | 11 | **14** | 2 | 4 | **6** | 60 | 212 | **272** | 49 | 185 | **234** | 5 | 12 | **17** |
| 26 | 539 | 2 | 6 | **8** | 55 | 277 | **332** | 1 | 5 | **6** | 2 | 10 | **12** | 13 | 67 | **80** | 0 | 14 | **14** | 0 | 10 | **10** | 51 | 230 | **281** | 15 | 76 | **91** | 0 | 6 | **6** |
| 27 | 1,899 | 4 | 16 | **20** | 236 | 537 | **773** | 3 | 16 | **19** | 10 | 37 | **47** | 203 | 430 | **633** | 9 | 32 | **41** | 8 | 15 | **23** | 223 | 499 | **722** | 216 | 452 | **668** | 14 | 35 | **49** |
| 28 | 1,585 | 2 | 9 | **11** | 243 | 555 | **798** | 1 | 10 | **11** | 5 | 32 | **37** | 143 | 262 | **405** | 12 | 16 | **28** | 10 | 11 | **21** | 225 | 468 | **693** | 153 | 277 | **430** | 8 | 27 | **35** |
| 31 | 1,416 | 5 | 10 | **15** | 236 | 434 | **670** | 2 | 12 | **14** | 6 | 27 | **33** | 134 | 255 | **389** | 16 | 30 | **46** | 10 | 20 | **30** | 228 | 378 | **606** | 140 | 271 | **411** | 16 | 19 | **35** |
| 32 | 1,231 | 2 | 15 | **17** | 141 | 350 | **491** | 3 | 15 | **18** | 3 | 25 | **28** | 138 | 276 | **414** | 13 | 25 | **38** | 9 | 17 | **26** | 132 | 303 | **435** | 138 | 302 | **440** | 7 | 19 | **26** |
| 33 | 1,350 | 1 | 16 | **17** | 154 | 379 | **533** | 2 | 11 | **13** | 5 | 21 | **26** | 151 | 289 | **440** | 11 | 14 | **25** | 9 | 14 | **23** | 141 | 333 | **474** | 166 | 315 | **481** | 10 | 15 | **25** |
| 34 | 696 | 0 | 11 | **11** | 52 | 283 | **335** | 0 | 11 | **11** | 2 | 19 | **21** | 52 | 128 | **180** | 6 | 11 | **17** | 4 | 4 | **8** | 41 | 255 | **296** | 59 | 131 | **190** | 4 | 15 | **19** |
| 35 | 1,271 | 5 | 15 | **20** | 162 | 447 | **609** | 1 | 13 | **14** | 3 | 29 | **32** | 116 | 233 | **349** | 6 | 16 | **22** | 2 | 14 | **16** | 156 | 385 | **541** | 123 | 226 | **349** | 5 | 21 | **26** |
| 36 | 1,935 | 3 | 14 | **17** | 266 | 596 | **862** | 3 | 10 | **13** | 7 | 40 | **47** | 206 | 382 | **588** | 9 | 27 | **36** | 3 | 23 | **26** | 250 | 531 | **781** | 214 | 385 | **599** | 7 | 30 | **37** |
| 38 | 1,625 | 4 | 15 | **19** | 212 | 652 | **864** | 7 | 17 | **24** | 9 | 34 | **43** | 117 | 282 | **399** | 11 | 32 | **43** | 6 | 15 | **21** | 209 | 580 | **789** | 123 | 290 | **413** | 6 | 28 | **34** |
| 41 | 1,451 | 2 | 9 | **11** | 171 | 482 | **653** | 1 | 10 | **11** | 8 | 31 | **39** | 128 | 296 | **424** | 6 | 26 | **32** | 2 | 22 | **24** | 166 | 426 | **592** | 125 | 301 | **426** | 6 | 19 | **25** |
| 43 | 1,119 | 2 | 9 | **11** | 129 | 371 | **500** | 4 | 11 | **15** | 5 | 32 | **37** | 103 | 228 | **331** | 6 | 16 | **22** | 6 | 12 | **18** | 115 | 324 | **439** | 108 | 247 | **355** | 4 | 23 | **27** |
| 44 | 999 | 2 | 3 | **5** | 169 | 413 | **582** | 1 | 11 | **12** | 7 | 9 | **16** | 81 | 121 | **202** | 4 | 14 | **18** | 1 | 6 | **7** | 160 | 364 | **524** | 91 | 142 | **233** | 5 | 14 | **19** |
| 45 | 991 | 2 | 9 | **11** | 125 | 360 | **485** | 3 | 4 | **7** | 4 | 20 | **24** | 112 | 160 | **272** | 7 | 15 | **22** | 6 | 12 | **18** | 117 | 332 | **449** | 125 | 169 | **294** | 7 | 15 | **22** |
| 46 | 874 | 1 | 6 | **7** | 116 | 336 | **452** | 2 | 9 | **11** | 3 | 11 | **14** | 69 | 166 | **235** | 4 | 10 | **14** | 3 | 11 | **14** | 106 | 299 | **405** | 79 | 162 | **241** | 6 | 18 | **24** |
| 47 | 1,408 | 0 | 13 | **13** | 193 | 437 | **630** | 2 | 8 | **10** | 8 | 21 | **29** | 186 | 270 | **456** | 4 | 18 | **22** | 2 | 14 | **16** | 181 | 382 | **563** | 182 | 267 | **449** | 10 | 16 | **26** |
| 48 | 637 | 0 | 8 | **8** | 104 | 232 | **336** | 0 | 6 | **6** | 0 | 10 | **10** | 68 | 115 | **183** | 1 | 10 | **11** | 0 | 3 | **3** | 101 | 202 | **303** | 75 | 111 | **186** | 1 | 4 | **5** |
| 49 | 1,515 | 3 | 15 | **18** | 190 | 441 | **631** | 3 | 10 | **13** | 9 | 28 | **37** | 157 | 327 | **484** | 10 | 23 | **33** | 3 | 20 | **23** | 177 | 396 | **573** | 167 | 341 | **508** | 12 | 25 | **37** |
| 50 | 1,250 | 5 | 9 | **14** | 156 | 396 | **552** | 2 | 17 | **19** | 7 | 17 | **24** | 127 | 257 | **384** | 2 | 23 | **25** | 3 | 25 | **28** | 135 | 340 | **475** | 140 | 282 | **422** | 4 | 18 | **22** |
| 51 | 1,428 | 1 | 7 | **8** | 238 | 353 | **591** | 5 | 6 | **11** | 10 | 19 | **29** | 218 | 252 | **470** | 7 | 15 | **22** | 5 | 10 | **15** | 214 | 308 | **522** | 242 | 292 | **534** | 14 | 21 | **35** |
| 52 | 892 | 5 | 9 | **14** | 126 | 184 | **310** | 2 | 5 | **7** | 1 | 17 | **18** | 96 | 227 | **323** | 10 | 18 | **28** | 6 | 11 | **17** | 113 | 175 | **288** | 112 | 244 | **356** | 6 | 16 | **22** |
| 53 | 842 | 1 | 11 | **12** | 85 | 232 | **317** | 1 | 4 | **5** | 4 | 28 | **32** | 89 | 175 | **264** | 5 | 10 | **15** | 2 | 9 | **11** | 84 | 198 | **282** | 92 | 194 | **286** | 6 | 26 | **32** |
| 54 | 1,044 | 1 | 7 | **8** | 158 | 267 | **425** | 4 | 12 | **16** | 2 | 14 | **16** | 160 | 211 | **371** | 10 | 14 | **24** | 4 | 9 | **13** | 145 | 240 | **385** | 175 | 214 | **389** | 3 | 13 | **16** |
| 55 | 1,143 | 0 | 12 | **12** | 107 | 360 | **467** | 0 | 12 | **12** | 6 | 26 | **32** | 86 | 295 | **381** | 4 | 12 | **16** | 2 | 12 | **14** | 107 | 309 | **416** | 99 | 292 | **391** | 6 | 14 | **20** |
| 56 | 578 | 1 | 4 | **5** | 76 | 176 | **252** | 1 | 5 | **6** | 2 | 11 | **13** | 60 | 130 | **190** | 4 | 6 | **10** | 4 | 7 | **11** | 68 | 155 | **223** | 60 | 131 | **191** | 5 | 13 | **18** |
| 57 | 1,039 | 2 | 10 | **12** | 92 | 314 | **406** | 4 | 10 | **14** | 3 | 27 | **30** | 92 | 259 | **351** | 1 | 26 | **27** | 2 | 18 | **20** | 92 | 288 | **380** | 99 | 251 | **350** | 3 | 22 | **25** |

| | | | | | | | | | | | | | | | | | | | | | | | | | | | | | | | |
|---|---|---|---|---|---|---|---|---|---|---|---|---|---|---|---|---|---|---|---|---|---|---|---|---|---|---|---|---|---|---|---|
| 58 | 1,544 | 4 | 10 | 14 | 198 | 395 | 593 | 2 | 7 | 9 | 7 | 33 | 40 | 167 | 345 | 512 | 10 | 25 | 35 | 9 | 20 | 29 | 178 | 347 | 525 | 184 | 373 | 557 | 20 | 28 | 48 |
| | **50,747** | **91** | **521** | **612** | **5,943** | **18,348** | **24,291** | **96** | **502** | **598** | **239** | **1,026** | **1,265** | **4,223** | **9,612** | **13,835** | **282** | **919** | **1,201** | **178** | **648** | **826** | **5,522** | **15,992** | **21,514** | **4,537** | **10,112** | **14,649** | **282** | **818** | **1,100** |

| | POLL BOOK TOTALS | Aaron Mariasy (GRN) | | | Brianna T. Scott (DEM) | | | Bridgette R. Abraham-Guzman (NLP) | | | Bruce Campbell (LIB) | | | Dave Dutch (REP) | | | Janet M. Sanger (UST) | | | John Paul Sanger (UST) | | | Kelly Charron Tebay (DEM) | | | Mike Miller (REP) | | | Tim Orzechowski (LIB) | | |
|---|---|---|---|---|---|---|---|---|---|---|---|---|---|---|---|---|---|---|---|---|---|---|---|---|---|---|---|---|---|---|---|
| | | AV | Elec Day | TOTAL | AV | Elec Day | TOTAL | AV | Elec Day | TOTAL | AV | Elec Day | TOTAL | AV | Elec Day | TOTAL | AV | Elec Day | TOTAL | AV | Elec Day | TOTAL | AV | Elec Day | TOTAL | AV | Elec Day | TOTAL | AV | Elec Day | TOTAL |
| **WASHINGTON TOWNSHIP** | | | | | | | | | | | | | | | | | | | | | | | | | | | | | | | |
| 01 | 829 | 0 | 7 | **7** | 71 | 177 | **248** | 1 | 5 | **6** | 6 | 20 | **26** | 89 | 242 | **331** | 2 | 12 | **14** | 0 | 4 | **4** | 66 | 166 | **232** | 99 | 246 | **345** | 4 | 16 | **20** |
| 02 | 1,643 | 3 | 9 | **12** | 211 | 236 | **447** | 3 | 5 | **8** | 14 | 31 | **45** | 305 | 479 | **784** | 21 | 19 | **40** | 14 | 10 | **24** | 201 | 208 | **409** | 312 | 507 | **819** | 11 | 24 | **35** |
| 03 | 1,480 | 2 | 12 | **14** | 130 | 230 | **360** | 2 | 7 | **9** | 7 | 15 | **22** | 271 | 464 | **735** | 14 | 19 | **33** | 4 | 12 | **16** | 124 | 194 | **318** | 270 | 490 | **760** | 3 | 15 | **18** |
| 04 | 1,151 | 4 | 13 | **17** | 101 | 239 | **340** | 3 | 13 | **16** | 5 | 28 | **33** | 118 | 357 | **475** | 5 | 18 | **23** | 1 | 12 | **13** | 94 | 217 | **311** | 118 | 352 | **470** | 6 | 20 | **26** |
| 05 | 1,463 | 2 | 9 | **11** | 105 | 205 | **310** | 3 | 6 | **9** | 13 | 18 | **31** | 279 | 480 | **759** | 6 | 16 | **22** | 4 | 13 | **17** | 102 | 183 | **285** | 280 | 491 | **771** | 8 | 17 | **25** |
| 06 | 2,195 | 1 | 10 | **11** | 264 | 224 | **488** | 4 | 11 | **15** | 9 | 26 | **35** | 591 | 599 | **1,190** | 9 | 17 | **26** | 5 | 14 | **19** | 253 | 194 | **447** | 606 | 606 | **1,212** | 7 | 22 | **29** |
| 07 | 1,557 | 1 | 9 | **10** | 143 | 206 | **349** | 1 | 8 | **9** | 13 | 26 | **39** | 311 | 562 | **873** | 9 | 13 | **22** | 7 | 10 | **17** | 131 | 192 | **323** | 318 | 570 | **888** | 10 | 18 | **28** |
| 08 | 1,314 | 4 | 10 | **14** | 131 | 212 | **343** | 3 | 14 | **17** | 6 | 27 | **33** | 234 | 410 | **644** | 9 | 9 | **18** | 6 | 6 | **12** | 133 | 184 | **317** | 244 | 386 | **630** | 11 | 20 | **31** |
| 09 | 759 | 1 | 2 | **3** | 58 | 116 | **174** | 2 | 4 | **6** | 2 | 14 | **16** | 110 | 265 | **375** | 2 | 8 | **10** | 2 | 4 | **6** | 54 | 92 | **146** | 116 | 277 | **393** | 2 | 11 | **13** |
| 10 | 1,081 | 0 | 4 | **4** | 84 | 197 | **281** | 3 | 4 | **7** | 4 | 17 | **21** | 150 | 356 | **506** | 7 | 9 | **16** | 7 | 11 | **18** | 76 | 177 | **253** | 162 | 367 | **529** | 3 | 18 | **21** |
| | **13,472** | **18** | **85** | **103** | **1,298** | **2,042** | **3,340** | **25** | **77** | **102** | **79** | **222** | **301** | **2,458** | **4,214** | **6,672** | **84** | **140** | **224** | **50** | **96** | **146** | **1,234** | **1,807** | **3,041** | **2,525** | **4,292** | **6,817** | **65** | **181** | **246** |
| **TOTALS** | | | | | | | | | | | | | | | | | | | | | | | | | | | | | | | |
| | **365,489** | **653** | **3,286** | **3,939** | **41,874** | **99,895** | **141,769** | **851** | **3,091** | **3,942** | **1,715** | **7,028** | **8,743** | **42,523** | **86,103** | **128,626** | **2,150** | **5,417** | **7,567** | **1,462** | **3,818** | **5,280** | **39,205** | **88,517** | **127,722** | **45,006** | **89,954** | **134,960** | **1,663** | **5,409** | **7,072** |

□ Yellow in the TOTALS column means precinct hasn't reported
N/A indicates **AV** (Absentee) results are included in **Elec Day** results

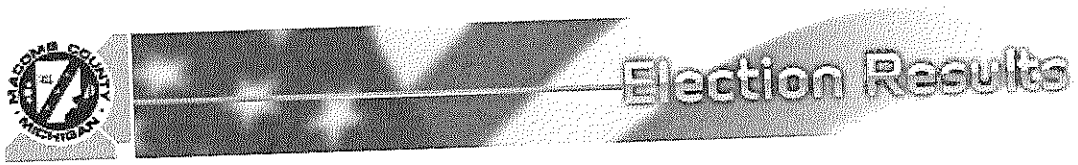


# Governor of Wayne State University

## Two 8-year terms

Official results, updated **November 20, 2:34 PM**

Race List | Race Summary | Race Details | **Race Details (Printer Friendly)**

| POLL BOOK TOTALS | | Anil **Kumar** (DEM) | | | Bryan C. **Barnhill** (DEM) | | | Christine C. **Schwartz** (UST) | | | David **Nicholson** (REP) | | | Diane **Dunaskiss** (REP) | | | John T. **Hargenrader** (LIB) | | | Jon **Elgas** (LIB) | | | Marc Joseph **Sosnowski** (UST) | | |
|---|---|---|---|---|---|---|---|---|---|---|---|---|---|---|---|---|---|---|---|---|---|---|---|---|---|
| | | AV | Elec Day | TOTAL | AV | Elec Day | TOTAL | AV | Elec Day | TOTAL | AV | Elec Day | TOTAL | AV | Elec Day | TOTAL | AV | Elec Day | TOTAL | AV | Elec Day | TOTAL | AV | Elec Day | TOTAL |
| **ARMADA TOWNSHIP** | | | | | | | | | | | | | | | | | | | | | | | | | |
| 01 | 1,617 | 99 | 231 | **330** | 119 | 266 | **385** | 20 | 31 | **51** | 244 | 445 | **689** | 234 | 481 | **715** | 6 | 25 | **31** | 8 | 36 | **44** | 11 | 17 | **28** |
| 02 | 1,081 | 83 | 134 | **217** | 100 | 148 | **248** | 8 | 26 | **34** | 124 | 372 | **496** | 132 | 393 | **525** | 3 | 12 | **15** | 5 | 20 | **25** | 2 | 12 | **14** |
| | **2,698** | **182** | **365** | **547** | **219** | **414** | **633** | **28** | **57** | **85** | **368** | **817** | **1,185** | **366** | **874** | **1,240** | **9** | **37** | **46** | **13** | **56** | **69** | **13** | **29** | **42** |

| POLL BOOK TOTALS | | Anil **Kumar** (DEM) | | | Bryan C. **Barnhill** (DEM) | | | Christine C. **Schwartz** (UST) | | | David **Nicholson** (REP) | | | Diane **Dunaskiss** (REP) | | | John T. **Hargenrader** (LIB) | | | Jon **Elgas** (LIB) | | | Marc Joseph **Sosnowski** (UST) | | |
|---|---|---|---|---|---|---|---|---|---|---|---|---|---|---|---|---|---|---|---|---|---|---|---|---|---|
| | | AV | Elec Day | TOTAL | AV | Elec Day | TOTAL | AV | Elec Day | TOTAL | AV | Elec Day | TOTAL | AV | Elec Day | TOTAL | AV | Elec Day | TOTAL | AV | Elec Day | TOTAL | AV | Elec Day | TOTAL |
| **BRUCE TOWNSHIP** | | | | | | | | | | | | | | | | | | | | | | | | | |
| 01 | 891 | 79 | 179 | **258** | 80 | 196 | **276** | 9 | 11 | **20** | 96 | 239 | **335** | 102 | 253 | **355** | 1 | 29 | **30** | 3 | 30 | **33** | 4 | 2 | **6** |
| 02 | 1,627 | 111 | 219 | **330** | 118 | 250 | **368** | 13 | 28 | **41** | 246 | 582 | **828** | 252 | 610 | **862** | 4 | 21 | **25** | 5 | 27 | **32** | 7 | 15 | **22** |
| 03 | 986 | 72 | 149 | **221** | 84 | 166 | **250** | 15 | 22 | **37** | 148 | 322 | **470** | 151 | 334 | **485** | 6 | 15 | **21** | 5 | 19 | **24** | 7 | 20 | **27** |
| 04 | 1,140 | 75 | 133 | **208** | 81 | 160 | **241** | 5 | 19 | **24** | 160 | 412 | **572** | 169 | 438 | **607** | 3 | 17 | **20** | 5 | 18 | **23** | 0 | 19 | **19** |
| | **4,644** | **337** | **680** | **1,017** | **363** | **772** | **1,135** | **42** | **80** | **122** | **650** | **1,555** | **2,205** | **674** | **1,635** | **2,309** | **14** | **82** | **96** | **18** | **94** | **112** | **18** | **56** | **74** |

| POLL BOOK TOTALS | | Anil **Kumar** (DEM) | | | Bryan C. **Barnhill** (DEM) | | | Christine C. **Schwartz** (UST) | | | David **Nicholson** (REP) | | | Diane **Dunaskiss** (REP) | | | John T. **Hargenrader** (LIB) | | | Jon **Elgas** (LIB) | | | Marc Joseph **Sosnowski** (UST) | | |
|---|---|---|---|---|---|---|---|---|---|---|---|---|---|---|---|---|---|---|---|---|---|---|---|---|---|
| | | AV | Elec Day | TOTAL | AV | Elec Day | TOTAL | AV | Elec Day | TOTAL | AV | Elec Day | TOTAL | AV | Elec Day | TOTAL | AV | Elec Day | TOTAL | AV | Elec Day | TOTAL | AV | Elec Day | TOTAL |
| **CENTER LINE** | | | | | | | | | | | | | | | | | | | | | | | | | |
| 01 | 762 | 54 | 208 | **262** | 74 | 243 | **317** | 7 | 22 | **29** | 62 | 179 | **241** | 60 | 216 | **276** | 2 | 7 | **9** | 2 | 12 | **14** | 5 | 12 | **17** |
| 02 | 585 | 96 | 157 | **253** | 115 | 191 | **306** | 8 | 17 | **25** | 31 | 93 | **124** | 42 | 95 | **137** | 4 | 15 | **19** | 3 | 15 | **18** | 4 | 10 | **14** |
| 03 | 918 | 80 | 344 | **424** | 84 | 381 | **465** | 2 | 34 | **36** | 49 | 158 | **207** | 57 | 171 | **228** | 3 | 25 | **28** | 3 | 30 | **33** | 3 | 18 | **21** |
| 04 | 461 | 31 | 156 | **187** | 33 | 176 | **209** | 2 | 17 | **19** | 28 | 88 | **116** | 27 | 102 | **129** | 1 | 11 | **12** | 1 | 10 | **11** | 3 | 10 | **13** |
| 05 | 490 | 33 | 156 | **189** | 33 | 177 | **210** | 5 | 21 | **26** | 18 | 110 | **128** | 22 | 129 | **151** | 0 | 10 | **10** | 0 | 13 | **13** | 4 | 14 | **18** |
| | **3,216** | **294** | **1,021** | **1,315** | **339** | **1,168** | **1,507** | **24** | **111** | **135** | **188** | **628** | **816** | **208** | **713** | **921** | **10** | **68** | **78** | **9** | **80** | **89** | **19** | **64** | **83** |

| | Anil **Kumar** (DEM) | Bryan C. **Barnhill** (DEM) | David **Nicholson** (REP) | Diane **Dunaskiss** (REP) | Jon **Elgas** (LIB) |
|---|---|---|---|---|---|

| POLL BOOK TOTALS | Christine C. **Schwartz** (UST) | | | | | | | | | | | | | | | John T. **Hargenrader** (LIB) | | | | | | Marc Joseph **Sosnowski** (UST) | | | | | |
|---|---|---|---|---|---|---|---|---|---|---|---|---|---|---|---|---|---|---|---|---|---|---|---|---|---|---|
| | AV | Elec Day | TOTAL | AV | Elec Day | TOTAL | AV | Elec Day | TOTAL | AV | Elec Day | TOTAL | AV | Elec Day | TOTAL | AV | Elec Day | TOTAL | AV | Elec Day | TOTAL | AV | Elec Day | TOTAL | AV | Elec Day | TOTAL |
| **CHESTERFIELD TOWNSHIP** | | | | | | | | | | | | | | | | | | | | | | | | | | | |
| 01 | 1,185 | 135 | 228 | **363** | 140 | 253 | **393** | 15 | 29 | **44** | 159 | 279 | **438** | 171 | 285 | **456** | 7 | 18 | **25** | 7 | 19 | **26** | 13 | 12 | **25** | | |
| 02 | 1,229 | 100 | 221 | **321** | 106 | 261 | **367** | 15 | 32 | **47** | 159 | 311 | **470** | 165 | 339 | **504** | 5 | 18 | **23** | 6 | 22 | **28** | 9 | 11 | **20** | | |
| 03 | 1,578 | 108 | 324 | **432** | 124 | 366 | **490** | 8 | 42 | **50** | 141 | 454 | **595** | 145 | 519 | **664** | 4 | 22 | **26** | 8 | 34 | **42** | 9 | 18 | **27** | | |
| 04 | 1,479 | 125 | 276 | **401** | 137 | 331 | **468** | 10 | 31 | **41** | 190 | 401 | **591** | 205 | 439 | **644** | 7 | 26 | **33** | 11 | 26 | **37** | 5 | 16 | **21** | | |
| 05 | 1,105 | 123 | 184 | **307** | 146 | 209 | **355** | 12 | 17 | **29** | 145 | 258 | **403** | 154 | 291 | **445** | 9 | 15 | **24** | 11 | 25 | **36** | 10 | 9 | **19** | | |
| 06 | 1,454 | 81 | 381 | **462** | 92 | 433 | **525** | 13 | 45 | **58** | 119 | 366 | **485** | 132 | 410 | **542** | 2 | 26 | **28** | 4 | 31 | **35** | 7 | 27 | **34** | | |
| 07 | 1,333 | 109 | 231 | **340** | 125 | 267 | **392** | 15 | 28 | **43** | 162 | 383 | **545** | 172 | 423 | **595** | 6 | 14 | **20** | 5 | 22 | **27** | 7 | 14 | **21** | | |
| 08 | 1,444 | 107 | 254 | **361** | 126 | 292 | **418** | 10 | 33 | **43** | 161 | 411 | **572** | 175 | 441 | **616** | 6 | 20 | **26** | 10 | 26 | **36** | 8 | 23 | **31** | | |
| 09 | 1,233 | 112 | 216 | **328** | 124 | 260 | **384** | 17 | 24 | **41** | 142 | 315 | **457** | 148 | 341 | **489** | 5 | 13 | **18** | 4 | 21 | **25** | 8 | 12 | **20** | | |
| 10 | 1,486 | 151 | 143 | **294** | 163 | 162 | **325** | 14 | 22 | **36** | 379 | 382 | **761** | 386 | 423 | **809** | 3 | 19 | **22** | 6 | 28 | **34** | 15 | 11 | **26** | | |
| 11 | 1,581 | 157 | 272 | **429** | 182 | 324 | **506** | 15 | 31 | **46** | 229 | 392 | **621** | 233 | 428 | **661** | 4 | 21 | **25** | 5 | 28 | **33** | 11 | 21 | **32** | | |
| 12 | 1,038 | 68 | 283 | **351** | 82 | 331 | **413** | 11 | 33 | **44** | 59 | 274 | **333** | 52 | 293 | **345** | 7 | 10 | **17** | 6 | 25 | **31** | 4 | 14 | **18** | | |
| 13 | 1,618 | 166 | 311 | **477** | 188 | 343 | **531** | 18 | 30 | **48** | 225 | 378 | **603** | 238 | 447 | **685** | 3 | 22 | **25** | 8 | 29 | **37** | 12 | 16 | **28** | | |
| 14 | 1,711 | 116 | 348 | **464** | 137 | 388 | **525** | 11 | 38 | **49** | 192 | 472 | **664** | 208 | 541 | **749** | 3 | 17 | **20** | 4 | 28 | **32** | 8 | 14 | **22** | | |
| | **19,474** | **1,658** | **3,672** | **5,330** | **1,872** | **4,220** | **6,092** | **184** | **435** | **619** | **2,462** | **5,076** | **7,538** | **2,584** | **5,620** | **8,204** | **71** | **261** | **332** | **95** | **364** | **459** | **126** | **218** | **344** | | |

| POLL BOOK TOTALS | Anil **Kumar** (DEM) | | | Bryan C. **Barnhill** (DEM) | | | Christine C. **Schwartz** (UST) | | | David **Nicholson** (REP) | | | Diane **Dunaskiss** (REP) | | | John T. **Hargenrader** (LIB) | | | Jon **Elgas** (LIB) | | | Marc Joseph **Sosnowski** (UST) | | |
|---|---|---|---|---|---|---|---|---|---|---|---|---|---|---|---|---|---|---|---|---|---|---|---|---|
| | AV | Elec Day | TOTAL | AV | Elec Day | TOTAL | AV | Elec Day | TOTAL | AV | Elec Day | TOTAL | AV | Elec Day | TOTAL | AV | Elec Day | TOTAL | AV | Elec Day | TOTAL | AV | Elec Day | TOTAL |
| **CLINTON TOWNSHIP** | | | | | | | | | | | | | | | | | | | | | | | | |
| 01 | 912 | 147 | 167 | **314** | 167 | 201 | **368** | 14 | 17 | **31** | 134 | 175 | **309** | 152 | 184 | **336** | 4 | 14 | **18** | 2 | 24 | **26** | 10 | 9 | **19** |
| 02 | 417 | 37 | 97 | **134** | 46 | 110 | **156** | 6 | 10 | **16** | 55 | 102 | **157** | 62 | 96 | **158** | 0 | 2 | **2** | 1 | 7 | **8** | 2 | 8 | **10** |
| 03 | 1,018 | 96 | 309 | **405** | 105 | 361 | **466** | 6 | 38 | **44** | 63 | 193 | **256** | 75 | 231 | **306** | 2 | 12 | **14** | 2 | 17 | **19** | 4 | 16 | **20** |
| 04 | 277 | 36 | 65 | **101** | 44 | 73 | **117** | 3 | 9 | **12** | 42 | 49 | **91** | 41 | 52 | **93** | 0 | 4 | **4** | 0 | 9 | **9** | 1 | 2 | **3** |
| 05 | 780 | 98 | 441 | **539** | 109 | 483 | **592** | 10 | 27 | **37** | 8 | 29 | **37** | 5 | 36 | **41** | 1 | 8 | **9** | 2 | 5 | **7** | 2 | 6 | **8** |
| 06 | 1,012 | 153 | 326 | **479** | 160 | 357 | **517** | 9 | 22 | **31** | 95 | 149 | **244** | 94 | 166 | **260** | 2 | 22 | **24** | 2 | 15 | **17** | 5 | 9 | **14** |
| 07 | 482 | 50 | 116 | **166** | 56 | 134 | **190** | 4 | 14 | **18** | 54 | 94 | **148** | 50 | 108 | **158** | 1 | 9 | **10** | 0 | 17 | **17** | 4 | 5 | **9** |
| 08 | 822 | 87 | 202 | **289** | 97 | 256 | **353** | 8 | 25 | **33** | 77 | 183 | **260** | 81 | 196 | **277** | 4 | 4 | **8** | 4 | 18 | **22** | 2 | 8 | **10** |
| 09 | 564 | 61 | 129 | **190** | 70 | 146 | **216** | 8 | 19 | **27** | 55 | 132 | **187** | 58 | 155 | **213** | 2 | 11 | **13** | 0 | 13 | **13** | 2 | 12 | **14** |
| 10 | 836 | 91 | 151 | **242** | 99 | 162 | **261** | 6 | 14 | **20** | 139 | 202 | **341** | 156 | 218 | **374** | 3 | 10 | **13** | 6 | 12 | **18** | 3 | 5 | **8** |
| 11 | 897 | 79 | 333 | **412** | 90 | 364 | **454** | 2 | 34 | **36** | 67 | 154 | **221** | 72 | 166 | **238** | 2 | 19 | **21** | 3 | 21 | **24** | 4 | 11 | **15** |
| 12 | 468 | 53 | 130 | **183** | 58 | 152 | **210** | 2 | 14 | **16** | 44 | 88 | **132** | 41 | 100 | **141** | 1 | 14 | **15** | 2 | 11 | **13** | 2 | 8 | **10** |
| 13 | 1,046 | 72 | 320 | **392** | 77 | 349 | **426** | 10 | 41 | **51** | 72 | 233 | **305** | 82 | 276 | **358** | 1 | 13 | **14** | 5 | 27 | **32** | 6 | 18 | **24** |
| 14 | 386 | 30 | 74 | **104** | 39 | 81 | **120** | 3 | 13 | **16** | 33 | 101 | **134** | 34 | 118 | **152** | 0 | 5 | **5** | 0 | 12 | **12** | 5 | 8 | **13** |
| 15 | 744 | 66 | 189 | **255** | 73 | 195 | **268** | 5 | 28 | **33** | 70 | 184 | **254** | 79 | 189 | **268** | 0 | 7 | **7** | 0 | 19 | **19** | 5 | 13 | **18** |
| 16 | 1,021 | 157 | 230 | **387** | 168 | 273 | **441** | 19 | 20 | **39** | 150 | 175 | **325** | 169 | 200 | **369** | 1 | 9 | **10** | 2 | 7 | **9** | 12 | 8 | **20** |
| 17 | 786 | 89 | 162 | **251** | 95 | 188 | **283** | 8 | 35 | **43** | 67 | 185 | **252** | 78 | 205 | **283** | 2 | 12 | **14** | 5 | 14 | **19** | 6 | 14 | **20** |

| | | | | | | | | | | | | | | | | | | | | | | | | | |
|---|---|---|---|---|---|---|---|---|---|---|---|---|---|---|---|---|---|---|---|---|---|---|---|---|---|
| 18 | 853 | 97 | 139 | **236** | 109 | 177 | **286** | 6 | 16 | **22** | 107 | 193 | **300** | 126 | 234 | **360** | 1 | 6 | **7** | 4 | 12 | **16** | 7 | 11 | **18** |
| 19 | 903 | 128 | 110 | **238** | 137 | 132 | **269** | 8 | 16 | **24** | 195 | 197 | **392** | 200 | 212 | **412** | 4 | 7 | **11** | 4 | 9 | **13** | 7 | 6 | **13** |
| 20 | 229 | 6 | 136 | **142** | 7 | 145 | **152** | 0 | 11 | **11** | 0 | 29 | **29** | 0 | 27 | **27** | 0 | 1 | **1** | 0 | 3 | **3** | 0 | 2 | **2** |
| 21 | 535 | 100 | 144 | **244** | 109 | 158 | **267** | 9 | 9 | **18** | 48 | 82 | **130** | 44 | 93 | **137** | 4 | 5 | **9** | 2 | 8 | **10** | 5 | 8 | **13** |
| 22 | 1,073 | 137 | 395 | **532** | 153 | 449 | **602** | 5 | 27 | **32** | 89 | 141 | **230** | 94 | 163 | **257** | 0 | 8 | **8** | 2 | 17 | **19** | 6 | 9 | **15** |
| 23 | 1,288 | 137 | 270 | **407** | 150 | 303 | **453** | 11 | 20 | **31** | 173 | 275 | **448** | 195 | 299 | **494** | 5 | 17 | **22** | 6 | 23 | **29** | 9 | 7 | **16** |
| 24 | 747 | 84 | 148 | **232** | 89 | 165 | **254** | 6 | 17 | **23** | 117 | 158 | **275** | 123 | 177 | **300** | 1 | 8 | **9** | 1 | 10 | **11** | 5 | 10 | **15** |
| 25 | 885 | 103 | 222 | **325** | 122 | 240 | **362** | 4 | 30 | **34** | 99 | 189 | **288** | 104 | 209 | **313** | 1 | 12 | **13** | 3 | 16 | **19** | 4 | 20 | **24** |
| 26 | 1,061 | 104 | 250 | **354** | 122 | 280 | **402** | 9 | 16 | **25** | 187 | 227 | **414** | 193 | 254 | **447** | 1 | 11 | **12** | 5 | 17 | **22** | 8 | 10 | **18** |
| 27 | 915 | 131 | 129 | **260** | 135 | 150 | **285** | 7 | 13 | **20** | 181 | 203 | **384** | 205 | 221 | **426** | 8 | 4 | **12** | 6 | 10 | **16** | 2 | 9 | **11** |
| 28 | 914 | 99 | 389 | **488** | 114 | 428 | **542** | 9 | 30 | **39** | 49 | 111 | **160** | 51 | 123 | **174** | 0 | 11 | **11** | 1 | 16 | **17** | 4 | 14 | **18** |
| 29 | 1,249 | 164 | 216 | **380** | 182 | 244 | **426** | 10 | 16 | **26** | 191 | 294 | **485** | 203 | 318 | **521** | 10 | 16 | **26** | 11 | 21 | **32** | 5 | 5 | **10** |
| 30 | 941 | 110 | 272 | **382** | 117 | 296 | **413** | 9 | 20 | **29** | 83 | 171 | **254** | 85 | 189 | **274** | 3 | 9 | **12** | 5 | 19 | **24** | 8 | 10 | **18** |
| 31 | 1,136 | 103 | 308 | **411** | 118 | 362 | **480** | 12 | 28 | **40** | 89 | 253 | **342** | 96 | 282 | 378 | 1 | 16 | **17** | 1 | 23 | **24** | 7 | 15 | **22** |
| 32 | 678 | 73 | 139 | **212** | 84 | 145 | **229** | 10 | 8 | **18** | 130 | 153 | **283** | 136 | 172 | **308** | 1 | 5 | **6** | 4 | 4 | **8** | 6 | 6 | **12** |
| 33 | 1,439 | 193 | 374 | **567** | 211 | 424 | **635** | 14 | 26 | **40** | 158 | 271 | **429** | 180 | 299 | 479 | 2 | 24 | **26** | 3 | 28 | **31** | 6 | 8 | **14** |
| 34 | 1,195 | 107 | 506 | **613** | 114 | 562 | **676** | 4 | 27 | **31** | 49 | 210 | **259** | 54 | 240 | **294** | 1 | 24 | **25** | 2 | 34 | **36** | 3 | 13 | **16** |
| 35 | 1,529 | 253 | 224 | **477** | 296 | 244 | **540** | 12 | 26 | 38 | 314 | 288 | **602** | 336 | 302 | **638** | 6 | 26 | **32** | 8 | 24 | **32** | 7 | 16 | **23** |
| 36 | 1,108 | 112 | 326 | **438** | 135 | 372 | **507** | 8 | 27 | **35** | 137 | 195 | **332** | 153 | 212 | **365** | 5 | 14 | **19** | 7 | 20 | **27** | 4 | 14 | **18** |
| 37 | 1,380 | 207 | 264 | **471** | 229 | 292 | **521** | 15 | 14 | **29** | 238 | 215 | **453** | 245 | 255 | **500** | 8 | 13 | **21** | 10 | 19 | **29** | 13 | 5 | **18** |
| 38 | 873 | 100 | 145 | **245** | 116 | 176 | **292** | 4 | 13 | **17** | 141 | 217 | **358** | 146 | 241 | 387 | 6 | 10 | **16** | 3 | 15 | **18** | 8 | 7 | **15** |
| 39 | 823 | 117 | 142 | **259** | 130 | 157 | **287** | 11 | 12 | **23** | 145 | 149 | **294** | 157 | 170 | **327** | 2 | 8 | **10** | 7 | 11 | **18** | 6 | **8** | **14** |
| 40 | 1,252 | 133 | 264 | **397** | 147 | 288 | **435** | 20 | 19 | **39** | 192 | 267 | **459** | 203 | 301 | **504** | 5 | 8 | **13** | 7 | 18 | **25** | 14 | 12 | **26** |
| 41 | 980 | 108 | 201 | **309** | 125 | 222 | **347** | 13 | 9 | **22** | 129 | 215 | **344** | 140 | 238 | **378** | **3** | 13 | **16** | 5 | 17 | **22** | 6 | 9 | **15** |
| 42 | 1,203 | 139 | 370 | **509** | 163 | 418 | **581** | 12 | 26 | 38 | 123 | 184 | **307** | 134 | 231 | **365** | 4 | 19 | **23** | 2 | 21 | **23** | 4 | 10 | **14** |
| 43 | 527 | 53 | 90 | **143** | 67 | 100 | **167** | 6 | 6 | **12** | 92 | 139 | **231** | 96 | 157 | **253** | 1 | 5 | **6** | 4 | 6 | **10** | 5 | 2 | **7** |
| 44 | 1,576 | 210 | 268 | **478** | 228 | 293 | **521** | 23 | 21 | **44** | 302 | 299 | **601** | 327 | 344 | **671** | 6 | 11 | **17** | 7 | 18 | **25** | 14 | 9 | **23** |
| 45 | 1,039 | 119 | 159 | **278** | 123 | 192 | **315** | 9 | 19 | **28** | 151 | 264 | **415** | 154 | 283 | **437** | 3 | 8 | **11** | 3 | 9 | **12** | 9 | 13 | **22** |
| 46 | 1,681 | 259 | 347 | **606** | 294 | 393 | **687** | 18 | 24 | **42** | 339 | 262 | **601** | 368 | 282 | **650** | 6 | 10 | **16** | 9 | 14 | **23** | 11 | 12 | **23** |
| | **42,480** | **5,088** | **10,388** | **15,476** | **5,679** | **11,692** | **17,371** | **407** | **926** | **1,333** | **5,473** | **8,279** | **13,752** | **5,877** | **9,224** | **15,101** | **124** | **504** | **628** | **168** | **710** | **878** | **268** | **440** | **708** |

| POLL BOOK TOTALS | Anil **Kumar** (DEM) | | | Bryan C. **Barnhill** (DEM) | | | Christine C. **Schwartz** (UST) | | | David **Nicholson** (REP) | | | Diane **Dunaskiss** (REP) | | | John T. **Hargenrader** (LIB) | | | Jon **Elgas** (LIB) | | | Marc Joseph **Sosnowski** (UST) | | |
|---|---|---|---|---|---|---|---|---|---|---|---|---|---|---|---|---|---|---|---|---|---|---|---|---|
| | AV | Elec Day | TOTAL | AV | Elec Day | TOTAL | AV | Elec Day | TOTAL | AV | Elec Day | TOTAL | AV | Elec Day | TOTAL | AV | Elec Day | TOTAL | AV | Elec Day | TOTAL | AV | Elec Day | TOTAL |
| **EASTPOINTE** | | | | | | | | | | | | | | | | | | | | | | | | |
| 01 712 | 77 | 330 | **407** | 86 | 361 | **447** | 4 | 16 | **20** | 22 | 60 | **82** | 28 | 87 | **115** | 1 | 3 | **4** | 0 | 4 | **4** | 4 | 7 | **11** |
| 02 1,140 | 142 | 478 | **620** | 149 | 514 | **663** | 6 | 31 | **37** | 72 | 140 | **212** | 74 | 143 | **217** | 6 | 17 | **23** | 8 | 26 | **34** | 6 | 19 | **25** |
| 03 1,054 | 82 | 433 | **515** | 97 | 495 | **592** | 9 | 42 | **51** | 69 | 144 | **213** | 72 | 159 | **231** | 4 | 10 | **14** | 5 | 18 | **23** | 2 | 13 | **15** |
| 04 987 | 108 | 354 | **462** | 136 | 393 | **529** | 10 | 25 | **35** | 69 | 146 | **215** | 85 | 161 | **246** | 1 | 16 | **17** | 3 | 25 | **28** | 9 | 14 | **23** |
| 05 1,020 | 81 | 391 | **472** | 98 | 470 | **568** | 13 | 38 | **51** | 56 | 147 | **203** | 60 | 166 | **226** | 4 | 24 | **28** | 5 | 27 | **32** | 6 | 19 | **25** |
| 06 1,049 | 116 | 472 | **588** | 132 | 537 | **669** | 7 | 31 | **38** | 53 | 121 | **174** | 51 | 116 | **167** | 4 | 16 | **20** | 4 | 24 | **28** | 9 | 14 | **23** |
| 07 923 | 117 | 495 | **612** | 121 | 573 | **694** | 8 | 16 | **24** | 30 | 41 | **71** | 34 | 52 | **86** | 0 | 6 | **6** | 1 | 7 | **8** | 2 | 5 | 7 |

| | | Anil Kumar (DEM) | | | Bryan C. Barnhill (DEM) | | | Christine C. Schwartz (UST) | | | David Nicholson (REP) | | | Diane Dunaskiss (REP) | | | John T. Hargenrader (LIB) | | | Jon Elgas (LIB) | | | Marc Joseph Sosnowski (UST) | | |
|---|---|---|---|---|---|---|---|---|---|---|---|---|---|---|---|---|---|---|---|---|---|---|---|---|---|
| | POLL BOOK TOTALS | AV | Elec Day | TOTAL | AV | Elec Day | TOTAL | AV | Elec Day | TOTAL | AV | Elec Day | TOTAL | AV | Elec Day | TOTAL | AV | Elec Day | TOTAL | AV | Elec Day | TOTAL | AV | Elec Day | TOTAL |
| 08 | 1,173 | 195 | 580 | **775** | 228 | 650 | **878** | 9 | 34 | **43** | 42 | 50 | **92** | 47 | 56 | **103** | 1 | 8 | **9** | 6 | 9 | **15** | 7 | 14 | **21** |
| 09 | 814 | 124 | 378 | **502** | 130 | 444 | **574** | 5 | 26 | **31** | 42 | 51 | **93** | 32 | 58 | **90** | 1 | 8 | **9** | 0 | 7 | **7** | 4 | 12 | **16** |
| 10 | 782 | 63 | 336 | **399** | 75 | 406 | **481** | 4 | 19 | **23** | 37 | 107 | **144** | 39 | 115 | **154** | 3 | 12 | **15** | 2 | 13 | **15** | 2 | 8 | **10** |
| 11 | 935 | 89 | 423 | **512** | 98 | 461 | **559** | 2 | 28 | **30** | 63 | 134 | **197** | 59 | 142 | **201** | 2 | 7 | **9** | 2 | 14 | **16** | 2 | 10 | **12** |
| 12 | 1,384 | 172 | 532 | **704** | 184 | 594 | **778** | 12 | 32 | **44** | 111 | 196 | **307** | 106 | 203 | **309** | 5 | 14 | **19** | 3 | 16 | **19** | 4 | 16 | **20** |
| 13 | 471 | 80 | 191 | **271** | 88 | 214 | **302** | 5 | 6 | **11** | 52 | 25 | **77** | 52 | 32 | **84** | 1 | 4 | **5** | 3 | 4 | **7** | 2 | 3 | **5** |
| 14 | 979 | 191 | 406 | **597** | 203 | 458 | **661** | 8 | 27 | **35** | 72 | 64 | **136** | 82 | 77 | **159** | 3 | 5 | **8** | 1 | 14 | **15** | 9 | 13 | **22** |
| | **13,423** | **1,637** | **5,799** | 7,436 | **1,825** | **6,570** | **8,395** | **102** | **371** | **473** | **790** | **1,426** | **2,216** | **821** | **1,567** | **2,388** | **36** | **150** | **186** | **43** | **208** | **251** | **68** | **167** | **235** |

| | | Anil Kumar (DEM) | | | Bryan C. Barnhill (DEM) | | | Christine C. Schwartz (UST) | | | David Nicholson (REP) | | | Diane Dunaskiss (REP) | | | John T. Hargenrader (LIB) | | | Jon Elgas (LIB) | | | Marc Joseph Sosnowski (UST) | | |
|---|---|---|---|---|---|---|---|---|---|---|---|---|---|---|---|---|---|---|---|---|---|---|---|---|---|
| | POLL BOOK TOTALS | AV | Elec Day | TOTAL | AV | Elec Day | TOTAL | AV | Elec Day | TOTAL | AV | Elec Day | TOTAL | AV | Elec Day | TOTAL | AV | Elec Day | TOTAL | AV | Elec Day | TOTAL | AV | Elec Day | TOTAL |
| **FRASER** | | | | | | | | | | | | | | | | | | | | | | | | | |
| 01 | 719 | 62 | 164 | **226** | 70 | 201 | **271** | 7 | 17 | **24** | 56 | 191 | **247** | 47 | 195 | **242** | 1 | 14 | **15** | 1 | 18 | **19** | 4 | 16 | **20** |
| 02 | 1,148 | 95 | 225 | **320** | 106 | 253 | **359** | 9 | 28 | **37** | 132 | 298 | **430** | 128 | 318 | **446** | 4 | 12 | **16** | 3 | 18 | **21** | 8 | 20 | **28** |
| 03 | 1,340 | 140 | 337 | **477** | 167 | 370 | **537** | 20 | 32 | **52** | 112 | 272 | **384** | 134 | 291 | **425** | 3 | 26 | **29** | 5 | 34 | **39** | 10 | 13 | **23** |
| 04 | 1,059 | 92 | 263 | **355** | 103 | 312 | **415** | 4 | 35 | **39** | 85 | 226 | **311** | 87 | 265 | **352** | 3 | 9 | **12** | 4 | 13 | **17** | 2 | 18 | **20** |
| 05 | 417 | 47 | 99 | **146** | 51 | 107 | **158** | 3 | 14 | **17** | 38 | 91 | **129** | 40 | 98 | **138** | 1 | 8 | **9** | 1 | 6 | **7** | 1 | 8 | **9** |
| 06 | 1,282 | 104 | 251 | **355** | 111 | 282 | **393** | 7 | 28 | **35** | 136 | 338 | **474** | 135 | 366 | **501** | 6 | 16 | **22** | 8 | 23 | **31** | 5 | 21 | **26** |
| 07 | 724 | 88 | 213 | **301** | 90 | 220 | **310** | 4 | 25 | **29** | 67 | 137 | **204** | 74 | 150 | **224** | 0 | 14 | **14** | 1 | 5 | **6** | **2** | 11 | **13** |
| | **6,689** | **628** | **1,552** | 2,180 | **698** | **1,745** | **2,443** | **54** | **179** | **233** | **626** | **1,553** | **2,179** | **645** | **1,683** | **2,328** | **18** | **99** | **117** | **23** | **117** | **140** | **32** | **107** | **139** |

| | | Anil Kumar (DEM) | | | Bryan C. Barnhill (DEM) | | | Christine C. Schwartz (UST) | | | David Nicholson (REP) | | | Diane Dunaskiss (REP) | | | John T. Hargenrader (LIB) | | | Jon Elgas (LIB) | | | Marc Joseph Sosnowski (UST) | | |
|---|---|---|---|---|---|---|---|---|---|---|---|---|---|---|---|---|---|---|---|---|---|---|---|---|---|
| | POLL BOOK TOTALS | AV | Elec Day | TOTAL | AV | Elec Day | TOTAL | AV | Elec Day | TOTAL | AV | Elec Day | TOTAL | AV | Elec Day | TOTAL | AV | Elec Day | TOTAL | AV | Elec Day | TOTAL | AV | Elec Day | TOTAL |
| **GROSSE POINTE SHORES** | | | | | | | | | | | | | | | | | | | | | | | | | |
| 03 | 56 | N/A | 9 | **9** | N/A | 10 | **10** | N/A | 1 | **1** | N/A | 35 | **35** | N/A | 34 | **34** | N/A | 0 | **0** | N/A | 0 | **0** | N/A | 1 | **1** |
| | **56** | N/A | **9** | 9 | N/A | **10** | 10 | N/A | **1** | 1 | N/A | **35** | 35 | N/A | **34** | 34 | N/A | **0** | 0 | N/A | **0** | 0 | N/A | **1** | 1 |

| | | Anil Kumar (DEM) | | | Bryan C. Barnhill (DEM) | | | Christine C. Schwartz (UST) | | | David Nicholson (REP) | | | Diane Dunaskiss (REP) | | | John T. Hargenrader (LIB) | | | Jon Elgas (LIB) | | | Marc Joseph Sosnowski (UST) | | |
|---|---|---|---|---|---|---|---|---|---|---|---|---|---|---|---|---|---|---|---|---|---|---|---|---|---|
| | POLL BOOK TOTALS | AV | Elec Day | TOTAL | AV | Elec Day | TOTAL | AV | Elec Day | TOTAL | AV | Elec Day | TOTAL | AV | Elec Day | TOTAL | AV | Elec Day | TOTAL | AV | Elec Day | TOTAL | AV | Elec Day | TOTAL |
| **HARRISON TOWNSHIP** | | | | | | | | | | | | | | | | | | | | | | | | | |
| 01 | 1,181 | 124 | 281 | **405** | 145 | 328 | **473** | 9 | 29 | **38** | 167 | 225 | **392** | 181 | 251 | **432** | 3 | 13 | **16** | 3 | 25 | **28** | 6 | 14 | **20** |
| 02 | 1,342 | 204 | 304 | **508** | 219 | 342 | **561** | 15 | 22 | **37** | 160 | 253 | **413** | 184 | 269 | **453** | 4 | 18 | **22** | 10 | 12 | **22** | 6 | 15 | **21** |
| 03 | 1,191 | 136 | 188 | **324** | 154 | 198 | **352** | 18 | 20 | **38** | 182 | 292 | **474** | 204 | 341 | **545** | 8 | 19 | **27** | 11 | 21 | **32** | 10 | 16 | **26** |
| 04 | 1,376 | 149 | 272 | **421** | 159 | 306 | **465** | 6 | 34 | **40** | 218 | 279 | **497** | 232 | 329 | **561** | 6 | 19 | **25** | 10 | 32 | **42** | 7 | 15 | **22** |
| 05 | 1,310 | 124 | 101 | **225** | 144 | 133 | **277** | 11 | 16 | **27** | 289 | 349 | **638** | 297 | 388 | **685** | 10 | 13 | **23** | 12 | 15 | **27** | 10 | 10 | **20** |
| 06 | 1,343 | 140 | 299 | **439** | 158 | 337 | **495** | 11 | 27 | **38** | 207 | 290 | **497** | 220 | 306 | **526** | 6 | 12 | **18** | 6 | 19 | **25** | 5 | 13 | **18** |
| 07 | 1,292 | 152 | 181 | **333** | 161 | 195 | **356** | 14 | 30 | **44** | 235 | 284 | **519** | 231 | 303 | **534** | 6 | 18 | **24** | 10 | 25 | **35** | 6 | 16 | **22** |
| 08 | 935 | 136 | 265 | **401** | 142 | 309 | **451** | 4 | 27 | **31** | 92 | 158 | **250** | 97 | 179 | **276** | 1 | 9 | **10** | 1 | 9 | **10** | 4 | 15 | **19** |
| 09 | 1,199 | 102 | 163 | **265** | 119 | 187 | **306** | 12 | 21 | **33** | 272 | 269 | **541** | 280 | 309 | **589** | 7 | 7 | **14** | 7 | 10 | **17** | 13 | 14 | **27** |

| | | | | | | | | | | | | | | | | | | | | | | | | | |
|---|---|---|---|---|---|---|---|---|---|---|---|---|---|---|---|---|---|---|---|---|---|---|---|---|---|
| 10 | 1,067 | 114 | 182 | 296 | 127 | 203 | 330 | 8 | 25 | 33 | 144 | 269 | 413 | 147 | 296 | 443 | 11 | 7 | 18 | 13 | 13 | 26 | 5 | 11 | 16 |
| | **12,236** | **1,381** | **2,236** | **3,617** | **1,528** | **2,538** | **4,066** | **108** | **251** | **359** | **1,966** | **2,668** | **4,634** | **2,073** | **2,971** | **5,044** | **62** | **135** | **197** | **83** | **181** | **264** | **72** | **139** | **211** |

| POLL BOOK TOTALS | Anil **Kumar** (DEM) | | | Bryan C. **Barnhill** (DEM) | | | Christine C. **Schwartz** (UST) | | | David **Nicholson** (REP) | | | Diane **Dunaskiss** (REP) | | | John T. **Hargenrader** (LIB) | | | Jon **Elgas** (LIB) | | | Marc Joseph **Sosnowski** (UST) | | |
|---|---|---|---|---|---|---|---|---|---|---|---|---|---|---|---|---|---|---|---|---|---|---|---|---|
| | AV | Elec Day | TOTAL | AV | Elec Day | TOTAL | AV | Elec Day | TOTAL | AV | Elec Day | TOTAL | AV | Elec Day | TOTAL | AV | Elec Day | TOTAL | AV | Elec Day | TOTAL | AV | Elec Day | TOTAL |
| **LENOX TOWNSHIP** | | | | | | | | | | | | | | | | | | | | | | | | |
| 01 | 817 | 59 | 78 | **137** | 73 | 88 | **161** | 6 | 27 | **33** | 122 | 253 | **375** | 132 | 258 | **390** | 3 | 16 | **19** | 1 | 19 | **20** | 5 | 18 | **23** |
| 02 | 1,172 | 95 | 200 | **295** | 109 | 218 | **327** | 9 | 34 | **43** | 133 | 347 | **480** | 144 | 383 | **527** | 1 | 18 | **19** | 1 | 20 | **21** | 10 | 17 | **27** |
| 03 | 1,136 | 122 | 334 | **456** | 127 | 384 | **511** | 6 | 38 | **44** | 63 | 274 | **337** | 62 | 291 | **353** | 4 | 14 | **18** | 0 | 24 | **24** | 3 | 22 | **25** |
| 04 | 536 | 28 | 155 | **183** | 28 | 177 | **205** | 0 | 27 | **27** | 15 | 153 | **168** | 17 | 183 | **200** | 1 | 17 | **18** | 1 | 22 | **23** | 2 | 12 | **14** |
| | **3,661** | **304** | **767** | **1,071** | **337** | **867** | **1,204** | **21** | **126** | **147** | **333** | **1,027** | **1,360** | **355** | **1,115** | **1,470** | **9** | **65** | **74** | **3** | **85** | **88** | **20** | **69** | **89** |

| POLL BOOK TOTALS | Anil **Kumar** (DEM) | | | Bryan C. **Barnhill** (DEM) | | | Christine C. **Schwartz** (UST) | | | David **Nicholson** (REP) | | | Diane **Dunaskiss** (REP) | | | John T. **Hargenrader** (LIB) | | | Jon **Elgas** (LIB) | | | Marc Joseph **Sosnowski** (UST) | | |
|---|---|---|---|---|---|---|---|---|---|---|---|---|---|---|---|---|---|---|---|---|---|---|---|---|
| | AV | Elec Day | TOTAL | AV | Elec Day | TOTAL | AV | Elec Day | TOTAL | AV | Elec Day | TOTAL | AV | Elec Day | TOTAL | AV | Elec Day | TOTAL | AV | Elec Day | TOTAL | AV | Elec Day | TOTAL |
| **MACOMB TOWNSHIP** | | | | | | | | | | | | | | | | | | | | | | | | |
| 01 | 968 | 93 | 128 | **221** | 107 | 153 | **260** | 6 | 19 | **25** | 150 | 278 | **428** | 159 | 313 | **472** | 1 | 13 | **14** | 4 | 18 | **22** | 7 | 9 | **16** |
| 02 | 1,079 | 118 | 178 | **296** | 142 | 205 | **347** | 16 | 23 | **39** | 135 | 279 | **414** | 141 | 302 | **443** | 5 | 13 | **18** | 7 | 14 | **21** | 4 | 16 | **20** |
| 03 | 1,137 | 84 | 239 | **323** | 90 | 278 | **368** | 4 | 16 | **20** | 102 | 360 | **462** | 118 | 393 | **511** | 3 | 20 | **23** | 5 | 26 | **31** | 3 | 15 | **18** |
| 04 | 1,071 | 114 | 202 | **316** | 115 | 240 | **355** | 4 | 15 | **19** | 125 | 328 | **453** | 138 | 347 | **485** | 3 | 16 | **19** | 4 | 22 | **26** | 2 | 16 | **18** |
| 05 | 1,397 | 111 | 281 | **392** | 130 | 307 | **437** | 12 | 32 | **44** | 172 | 393 | **565** | 179 | 431 | **610** | 9 | 25 | **34** | 8 | 25 | **33** | 8 | 14 | **22** |
| 06 | 978 | 121 | 163 | **284** | 142 | 179 | **321** | 9 | 11 | **20** | 189 | 205 | **394** | 191 | 234 | **425** | 5 | 9 | **14** | 3 | 12 | **15** | 9 | 5 | **14** |
| 07 | 994 | 87 | 180 | **267** | 104 | 197 | **301** | 11 | 17 | **28** | 132 | 231 | **363** | 139 | 280 | **419** | 2 | 17 | **19** | 5 | 22 | **27** | 12 | 8 | **20** |
| 08 | 1,008 | 120 | 159 | **279** | 136 | 192 | **328** | 18 | 23 | **41** | 145 | 236 | **381** | 155 | 264 | **419** | 6 | 9 | **15** | 6 | 14 | **20** | 10 | 15 | **25** |
| 09 | 772 | 65 | 134 | **199** | 69 | 148 | **217** | 7 | 11 | **18** | 125 | 213 | **338** | 127 | 239 | **366** | 1 | 7 | **8** | 0 | 6 | **6** | 6 | 6 | **12** |
| 10 | 906 | 82 | 258 | **340** | 89 | 308 | **397** | 8 | 28 | **36** | 82 | 198 | **280** | 87 | 213 | **300** | 0 | 17 | **17** | 1 | 21 | **22** | 4 | 11 | **15** |
| 11 | 1,319 | 89 | 289 | **378** | 104 | 322 | **426** | 6 | 25 | **31** | 135 | 384 | **519** | 142 | 426 | **568** | 2 | 15 | **17** | 2 | 17 | **19** | 4 | 20 | **24** |
| 12 | 1,240 | 157 | 211 | **368** | 170 | 241 | **411** | 12 | 13 | **25** | 174 | 322 | **496** | 195 | 347 | **542** | 5 | 14 | **19** | 6 | 17 | **23** | 13 | 11 | **24** |
| 13 | 1,162 | 69 | 239 | **308** | 90 | 277 | **367** | 9 | 24 | **33** | 130 | 327 | **457** | 129 | 386 | **515** | 4 | 16 | **20** | 4 | 28 | **32** | 3 | 14 | **17** |
| 14 | 1,267 | 86 | 221 | **307** | 113 | 246 | **359** | 15 | 23 | **38** | 187 | 326 | **513** | 199 | 368 | **567** | 5 | 11 | **16** | 4 | 18 | **22** | 9 | 14 | **23** |
| 15 | 1,282 | 151 | 149 | **300** | 172 | 171 | **343** | 15 | 14 | **29** | 264 | 298 | **562** | 278 | 339 | **617** | 3 | 15 | **18** | 2 | 17 | **19** | 19 | 11 | **30** |
| 16 | 1,565 | 124 | 260 | **384** | 139 | 293 | **432** | 13 | 25 | **38** | 173 | 483 | **656** | 176 | 555 | **731** | 2 | 14 | **16** | 4 | 17 | **21** | 5 | 14 | **19** |
| 17 | 1,487 | 98 | 323 | **421** | 102 | 351 | **453** | 6 | 23 | **29** | 179 | 425 | **604** | 195 | 462 | **657** | 4 | 12 | **16** | 4 | 24 | **28** | 9 | 23 | **32** |
| 18 | 867 | 110 | 227 | **337** | 125 | 254 | **379** | 9 | 44 | **53** | 99 | 151 | **250** | 102 | 162 | **264** | 1 | 15 | **16** | 1 | 16 | **17** | 9 | 15 | **24** |
| 19 | 621 | 60 | 228 | **288** | 60 | 241 | **301** | 5 | 19 | **24** | 34 | 103 | **137** | 37 | 122 | **159** | 5 | 8 | **13** | 4 | 16 | **20** | 1 | 7 | **8** |
| 20 | 1,146 | 92 | 212 | **304** | 98 | 249 | **347** | 8 | 21 | **29** | 135 | 342 | **477** | 139 | 373 | **512** | 1 | 13 | **14** | 2 | 13 | **15** | 4 | 13 | **17** |
| 21 | 1,466 | 169 | 201 | **370** | 184 | 242 | **426** | 14 | 14 | **28** | 255 | 355 | **610** | 278 | 389 | **667** | 9 | 9 | **18** | 10 | 14 | **24** | 14 | 10 | **24** |
| 22 | 1,234 | 155 | 169 | **324** | 189 | 205 | **394** | 20 | 11 | **31** | 253 | 275 | **528** | 273 | 308 | **581** | 5 | 5 | **10** | 5 | 11 | **16** | 17 | 6 | **23** |
| 23 | 1,086 | 145 | 127 | **272** | 176 | 138 | **314** | 11 | 15 | **26** | 300 | 209 | **509** | 318 | 217 | **535** | 5 | 4 | **9** | 9 | 10 | **19** | 18 | 8 | **26** |
| 24 | 1,063 | 188 | 122 | **310** | 207 | 139 | **346** | 15 | 8 | **23** | 312 | 145 | **457** | 346 | 176 | **522** | 11 | 7 | **18** | 13 | 5 | **18** | 11 | 5 | **16** |
| 25 | 938 | 52 | 197 | **249** | 59 | 233 | **292** | 0 | 22 | **22** | 67 | 289 | **356** | 71 | 329 | **400** | 2 | 6 | **8** | 1 | 11 | **12** | 3 | 12 | **15** |

| | | | | | | | | | | | | | | | | | | | | | | | | | |
|---|---|---|---|---|---|---|---|---|---|---|---|---|---|---|---|---|---|---|---|---|---|---|---|---|---|
| 26 | 832 | 55 | 163 | **218** | 59 | 188 | **247** | 8 | 11 | **19** | 99 | 239 | **338** | 105 | 265 | **370** | 5 | 4 | **9** | 5 | 13 | **18** | 3 | 10 | **13** |
| 27 | 1,436 | 136 | 244 | **380** | 144 | 282 | **426** | 5 | 24 | **29** | 159 | 469 | **628** | 171 | 495 | **666** | 3 | 16 | **19** | 6 | 19 | **25** | 7 | 11 | **18** |
| 28 | 905 | 60 | 191 | **251** | 72 | 224 | **296** | 6 | 13 | **19** | 92 | 271 | **363** | 96 | 299 | **395** | 3 | 7 | **10** | 3 | 18 | **21** | 5 | 8 | **13** |
| 29 | 1,044 | 62 | 271 | **333** | 63 | 300 | **363** | 6 | 21 | **27** | 89 | 302 | **391** | 91 | 339 | **430** | 1 | 14 | **15** | 1 | 17 | **18** | 3 | 7 | **10** |
| 30 | 1,135 | 92 | 190 | **282** | 106 | 226 | **332** | 8 | 18 | **26** | 134 | 359 | **493** | 136 | 384 | **520** | 3 | 11 | **14** | 8 | 19 | **27** | 6 | 17 | **23** |
| 31 | 804 | 68 | 138 | **206** | 82 | 156 | **238** | 12 | 21 | **33** | 113 | 210 | **323** | 124 | 249 | **373** | 3 | 13 | **16** | 3 | 15 | **18** | 8 | 7 | **15** |
| 32 | 1,091 | 70 | 192 | **262** | 77 | 219 | **296** | 6 | 21 | **27** | 124 | 326 | **450** | 129 | 362 | **491** | 6 | 13 | **19** | 4 | 20 | **24** | 7 | 14 | **21** |
| 33 | 815 | 91 | 144 | **235** | 107 | 176 | **283** | 4 | 14 | **18** | 112 | 179 | **291** | 128 | 218 | **346** | 2 | 9 | **11** | 3 | 14 | **17** | 2 | 7 | **9** |
| 34 | 1,039 | 81 | 213 | **294** | 79 | 256 | **335** | 4 | 20 | **24** | 70 | 362 | **432** | 78 | 379 | **457** | 2 | 8 | **10** | 2 | 13 | **15** | 3 | 9 | **12** |
| 35 | 1,143 | 72 | 315 | **387** | 76 | 351 | **427** | 5 | 13 | **18** | 88 | 338 | **426** | 97 | 373 | **470** | 2 | 10 | **12** | 2 | 18 | **20** | 2 | 5 | **7** |
| 36 | 938 | 61 | 198 | **259** | 67 | 233 | **300** | 6 | 24 | **30** | 81 | 297 | **378** | 95 | 320 | **415** | 4 | 13 | **17** | 5 | 14 | **19** | 3 | 7 | **10** |
| 37 | 800 | 86 | 94 | **180** | 103 | 114 | **217** | 13 | 16 | **29** | 126 | 223 | **349** | 128 | 246 | **374** | 2 | 8 | **10** | 1 | 11 | **12** | 4 | 9 | **13** |
| | **40,035** | **3,674** | **7,450** | **11,124** | **4,147** | **8,534** | **12,681** | **336** | **712** | **1,048** | **5,341** | **10,730** | **16,071** | **5,690** | **11,904** | **17,594** | **135** | **436** | **571** | **157** | **605** | **762** | **257** | **409** | **666** |

| | POLL BOOK TOTALS | Anil **Kumar** (DEM) | | | Bryan C. **Barnhill** (DEM) | | | Christine C. **Schwartz** (UST) | | | David **Nicholson** (REP) | | | Diane **Dunaskiss** (REP) | | | John T. **Hargenrader** (LIB) | | | Jon **Elgas** (LIB) | | | Marc Joseph **Sosnowski** (UST) | | |
|---|---|---|---|---|---|---|---|---|---|---|---|---|---|---|---|---|---|---|---|---|---|---|---|---|---|
| | | AV | Elec Day | TOTAL | AV | Elec Day | TOTAL | AV | Elec Day | TOTAL | AV | Elec Day | TOTAL | AV | Elec Day | TOTAL | AV | Elec Day | TOTAL | AV | Elec Day | TOTAL | AV | Elec Day | TOTAL |
| **MEMPHIS** | | | | | | | | | | | | | | | | | | | | | | | | | |
| 01 | 308 | N/A | 51 | **51** | N/A | 56 | **56** | N/A | 18 | **18** | N/A | 136 | **136** | N/A | 160 | **160** | N/A | 5 | **5** | N/A | 6 | **6** | N/A | 9 | **9** |
| | **308** | N/A | **51** | **51** | N/A | **56** | **56** | N/A | **18** | **18** | N/A | **136** | **136** | N/A | **160** | **160** | N/A | **5** | **5** | N/A | **6** | **6** | N/A | **9** | **9** |

| | POLL BOOK TOTALS | Anil **Kumar** (DEM) | | | Bryan C. **Barnhill** (DEM) | | | Christine C. **Schwartz** (UST) | | | David **Nicholson** (REP) | | | Diane **Dunaskiss** (REP) | | | John T. **Hargenrader** (LIB) | | | Jon **Elgas** (LIB) | | | Marc Joseph **Sosnowski** (UST) | | |
|---|---|---|---|---|---|---|---|---|---|---|---|---|---|---|---|---|---|---|---|---|---|---|---|---|---|
| | | AV | Elec Day | TOTAL | AV | Elec Day | TOTAL | AV | Elec Day | TOTAL | AV | Elec Day | TOTAL | AV | Elec Day | TOTAL | AV | Elec Day | TOTAL | AV | Elec Day | TOTAL | AV | Elec Day | TOTAL |
| **MOUNT CLEMENS** | | | | | | | | | | | | | | | | | | | | | | | | | |
| 01 | 639 | 110 | 298 | **408** | 111 | 330 | **441** | 2 | 19 | **21** | 10 | 62 | **72** | 15 | 67 | **82** | 1 | 4 | **5** | 2 | 8 | **10** | 1 | 7 | **8** |
| 02 | 911 | 84 | 263 | **347** | 90 | 289 | **379** | 6 | 18 | **24** | 57 | 192 | **249** | 56 | 212 | **268** | 3 | 17 | **20** | 5 | 25 | **30** | 2 | 6 | **8** |
| 03 | 1,356 | 117 | 421 | **538** | 123 | 490 | **613** | 14 | 50 | **64** | 78 | 285 | **363** | 80 | 311 | **391** | 3 | 35 | **38** | 3 | 50 | **53** | 6 | 20 | **26** |
| 04 | 611 | 65 | 186 | **251** | 69 | 202 | **271** | 7 | 26 | **33** | 39 | 112 | **151** | 41 | 133 | **174** | 2 | 16 | **18** | 2 | 22 | **24** | 3 | 5 | **8** |
| 05 | 612 | 128 | 228 | **356** | 139 | 277 | **416** | 12 | 16 | **28** | 26 | 45 | **71** | 28 | 51 | **79** | 0 | 6 | **6** | 1 | 6 | **7** | 2 | 5 | **7** |
| 06 | 721 | 62 | 279 | **341** | 68 | 288 | **356** | 6 | 24 | **30** | 36 | 129 | **165** | 42 | 134 | **176** | 0 | 23 | **23** | 1 | 25 | **26** | 1 | 16 | **17** |
| 09 | 1,081 | 121 | 229 | **350** | 129 | 257 | **386** | 4 | 34 | **38** | 99 | 242 | **341** | 117 | 291 | **408** | 3 | 18 | **21** | 4 | 26 | **30** | 1 | 15 | **16** |
| | **5,931** | **687** | **1,904** | **2,591** | **729** | **2,133** | **2,862** | **51** | **187** | **238** | **345** | **1,067** | **1,412** | **379** | **1,199** | **1,578** | **12** | **119** | **131** | **18** | **162** | **180** | **16** | **74** | **90** |

| | POLL BOOK TOTALS | Anil **Kumar** (DEM) | | | Bryan C. **Barnhill** (DEM) | | | Christine C. **Schwartz** (UST) | | | David **Nicholson** (REP) | | | Diane **Dunaskiss** (REP) | | | John T. **Hargenrader** (LIB) | | | Jon **Elgas** (LIB) | | | Marc Joseph **Sosnowski** (UST) | | |
|---|---|---|---|---|---|---|---|---|---|---|---|---|---|---|---|---|---|---|---|---|---|---|---|---|---|
| | | AV | Elec Day | TOTAL | AV | Elec Day | TOTAL | AV | Elec Day | TOTAL | AV | Elec Day | TOTAL | AV | Elec Day | TOTAL | AV | Elec Day | TOTAL | AV | Elec Day | TOTAL | AV | Elec Day | TOTAL |
| **NEW BALTIMORE** | | | | | | | | | | | | | | | | | | | | | | | | | |
| 01 | 850 | 74 | 166 | **240** | 81 | 194 | **275** | 5 | 16 | **21** | 76 | 250 | **326** | 72 | 266 | **338** | 5 | 12 | **17** | 7 | 16 | **23** | 1 | 12 | **13** |
| 02 | 682 | 43 | 116 | **159** | 51 | 129 | **180** | 9 | 18 | **27** | 78 | 229 | **307** | 79 | 250 | **329** | 1 | 11 | **12** | 0 | 14 | **14** | 4 | 9 | **13** |
| 03 | 1,567 | 101 | 270 | **371** | 118 | 317 | **435** | 11 | 40 | **51** | 129 | 492 | **621** | 139 | 542 | **681** | 6 | 17 | **23** | 7 | 32 | **39** | 9 | 23 | **32** |
| 04 | 1,265 | 115 | 246 | **361** | 130 | 279 | **409** | 16 | 23 | **39** | 144 | 357 | **501** | 156 | 374 | **530** | 3 | 12 | **15** | 2 | 27 | **29** | 8 | 10 | **18** |

| | | Anil Kumar (DEM) | | | Bryan C. Barnhill (DEM) | | | Christine C. Schwartz (UST) | | | David Nicholson (REP) | | | Diane Dunaskiss (REP) | | | John T. Hargenrader (LIB) | | | Jon Elgas (LIB) | | | Marc Joseph Sosnowski (UST) | | |
|---|---|---|---|---|---|---|---|---|---|---|---|---|---|---|---|---|---|---|---|---|---|---|---|---|---|
| POLL BOOK TOTALS | | AV | Elec Day | TOTAL | AV | Elec Day | TOTAL | AV | Elec Day | TOTAL | AV | Elec Day | TOTAL | AV | Elec Day | TOTAL | AV | Elec Day | TOTAL | AV | Elec Day | TOTAL | AV | Elec Day | TOTAL |
| 05 | 1,217 | 88 | 226 | **314** | 101 | 245 | **346** | 4 | 28 | **32** | 107 | 365 | **472** | 115 | 404 | **519** | 6 | 14 | **20** | 6 | 19 | **25** | 3 | 17 | **20** |
| | **5,581** | **421** | **1,024** | **1,445** | **481** | **1,164** | **1,645** | **45** | **125** | **170** | **534** | **1,693** | **2,227** | **561** | **1,836** | **2,397** | **21** | **66** | **87** | **22** | **108** | **130** | **25** | **71** | **96** |
| **RAY TOWNSHIP** | | | | | | | | | | | | | | | | | | | | | | | | | |
| 01 | 830 | 52 | 102 | **154** | 60 | 118 | **178** | 7 | 12 | **19** | 124 | 284 | **408** | 128 | 315 | **443** | 3 | 10 | **13** | 3 | 13 | **16** | 9 | 7 | **16** |
| 02 | 1,115 | 68 | 113 | **181** | 86 | 147 | **233** | 14 | 25 | **39** | 170 | 364 | **534** | 183 | 365 | **548** | 4 | 20 | **24** | 5 | 26 | **31** | 12 | 16 | **28** |
| | **1,945** | **120** | **215** | **335** | **146** | **265** | **411** | **21** | **37** | **58** | **294** | **648** | **942** | **311** | **680** | **991** | **7** | **30** | **37** | **8** | **39** | **47** | **21** | **23** | **44** |
| | | Anil Kumar (DEM) | | | Bryan C. Barnhill (DEM) | | | Christine C. Schwartz (UST) | | | David Nicholson (REP) | | | Diane Dunaskiss (REP) | | | John T. Hargenrader (LIB) | | | Jon Elgas (LIB) | | | Marc Joseph Sosnowski (UST) | | |
| POLL BOOK TOTALS | | AV | Elec Day | TOTAL | AV | Elec Day | TOTAL | AV | Elec Day | TOTAL | AV | Elec Day | TOTAL | AV | Elec Day | TOTAL | AV | Elec Day | TOTAL | AV | Elec Day | TOTAL | AV | Elec Day | TOTAL |
| **RICHMOND CITY** | | | | | | | | | | | | | | | | | | | | | | | | | |
| 01 | 1,407 | 120 | 231 | **351** | 136 | 261 | **397** | 16 | 42 | **58** | 190 | 364 | **554** | 191 | 402 | **593** | 4 | 30 | **34** | 5 | 43 | **48** | 10 | 17 | **27** |
| 02 | 1,204 | 80 | 201 | **281** | 93 | 245 | **338** | 13 | 48 | **61** | 133 | 377 | **510** | 147 | 399 | **546** | 0 | 17 | **17** | 3 | 22 | **25** | 9 | 19 | **28** |
| | **2,611** | **200** | **432** | **632** | **229** | **506** | **735** | **29** | **90** | **119** | **323** | **741** | **1,064** | **338** | **801** | **1,139** | **4** | **47** | **51** | **8** | **65** | **73** | **19** | **36** | **55** |
| | | Anil Kumar (DEM) | | | Bryan C. Barnhill (DEM) | | | Christine C. Schwartz (UST) | | | David Nicholson (REP) | | | Diane Dunaskiss (REP) | | | John T. Hargenrader (LIB) | | | Jon Elgas (LIB) | | | Marc Joseph Sosnowski (UST) | | |
| POLL BOOK TOTALS | | AV | Elec Day | TOTAL | AV | Elec Day | TOTAL | AV | Elec Day | TOTAL | AV | Elec Day | TOTAL | AV | Elec Day | TOTAL | AV | Elec Day | TOTAL | AV | Elec Day | TOTAL | AV | Elec Day | TOTAL |
| **RICHMOND TOWNSHIP** | | | | | | | | | | | | | | | | | | | | | | | | | |
| 01 | 804 | N/A | 112 | **112** | N/A | 148 | **148** | N/A | 28 | **28** | N/A | 389 | **389** | N/A | 421 | **421** | N/A | 10 | **10** | N/A | 17 | **17** | N/A | 19 | **19** |
| 02 | 947 | N/A | 154 | **154** | N/A | 181 | **181** | N/A | 32 | **32** | N/A | 441 | **441** | N/A | 488 | **488** | N/A | 20 | **20** | N/A | 34 | **34** | N/A | 22 | **22** |
| | **1,751** | N/A | **266** | **266** | N/A | 329 | **329** | N/A | **60** | **60** | N/A | **830** | **830** | N/A | **909** | **909** | N/A | **30** | **30** | N/A | **51** | **51** | N/A | **41** | **41** |
| | | Anil Kumar (DEM) | | | Bryan C. Barnhill (DEM) | | | Christine C. Schwartz (UST) | | | David Nicholson (REP) | | | Diane Dunaskiss (REP) | | | John T. Hargenrader (LIB) | | | Jon Elgas (LIB) | | | Marc Joseph Sosnowski (UST) | | |
| POLL BOOK TOTALS | | AV | Elec Day | TOTAL | AV | Elec Day | TOTAL | AV | Elec Day | TOTAL | AV | Elec Day | TOTAL | AV | Elec Day | TOTAL | AV | Elec Day | TOTAL | AV | Elec Day | TOTAL | AV | Elec Day | TOTAL |
| **ROSEVILLE** | | | | | | | | | | | | | | | | | | | | | | | | | |
| 01 | 1,170 | 102 | 383 | **485** | 101 | 404 | **505** | 12 | 49 | **61** | 81 | 231 | **312** | 90 | 252 | **342** | 5 | 18 | **23** | 5 | 32 | **37** | 5 | 24 | **29** |
| 02 | 1,605 | 153 | 485 | **638** | 180 | 573 | **753** | 10 | 56 | **66** | 98 | 298 | **396** | 114 | 339 | **453** | 3 | 25 | **28** | 4 | 31 | **35** | 12 | 29 | **41** |
| 03 | 1,072 | 130 | 407 | **537** | 133 | 437 | **570** | 11 | 32 | **43** | 63 | 162 | **225** | 68 | 167 | **235** | 4 | 15 | **19** | 3 | 29 | **32** | 2 | 18 | **20** |
| 04 | 673 | 76 | 213 | **289** | 83 | 245 | **328** | 6 | 27 | **33** | 52 | 133 | **185** | 56 | 132 | **188** | 1 | 15 | **16** | 3 | 19 | **22** | 2 | 12 | **14** |
| 05 | 1,141 | 118 | 375 | **493** | 128 | 417 | **545** | 10 | 37 | **47** | 72 | 217 | **289** | 79 | 242 | **321** | 7 | 25 | **32** | 9 | 31 | **40** | 6 | 17 | **23** |
| 06 | 1,511 | 132 | 425 | **557** | 141 | 494 | **635** | 14 | 64 | **78** | 115 | 317 | **432** | 119 | 364 | **483** | 2 | 24 | **26** | 6 | 32 | **38** | 14 | 28 | **42** |
| 07 | 1,546 | 162 | 475 | **637** | 185 | 504 | **689** | 19 | 56 | **75** | 92 | 301 | **393** | 102 | 343 | **445** | 1 | 29 | **30** | 3 | 39 | **42** | 7 | 27 | **34** |
| 08 | 1,404 | 183 | 384 | **567** | 196 | 418 | **614** | 16 | 45 | **61** | 114 | 282 | **396** | 125 | 307 | **432** | 4 | 31 | **35** | 5 | 25 | **30** | 12 | 17 | **29** |
| 09 | 1,456 | 146 | 371 | **517** | 179 | 440 | **619** | 23 | 39 | **62** | 141 | 299 | **440** | 146 | 335 | **481** | 3 | 21 | **24** | 4 | 25 | **29** | 15 | 18 | **33** |
| 10 | 864 | 66 | 226 | **292** | 86 | 267 | **353** | 8 | 31 | **39** | 51 | 194 | **245** | 47 | 234 | **281** | 5 | 18 | **23** | 4 | 21 | **25** | 8 | 19 | **27** |
| 11 | 1,151 | 97 | 295 | **392** | 114 | 345 | **459** | 22 | 36 | **58** | 99 | 231 | **330** | 107 | 286 | **393** | 5 | 20 | **25** | 5 | 27 | **32** | 15 | 25 | **40** |

| | | | | | | | | | | | | | | | | | | | | | | | | | | |
|---|---|---|---|---|---|---|---|---|---|---|---|---|---|---|---|---|---|---|---|---|---|---|---|---|---|---|
| 12 | 951 | 114 | 294 | **408** | 119 | 316 | **435** | 13 | 35 | **48** | 116 | 159 | **275** | 122 | 162 | **284** | 3 | 9 | **12** | 1 | 9 | **10** | 10 | 12 | **22** |
| 13 | 575 | 58 | 175 | **233** | 71 | 183 | **254** | 10 | 17 | **27** | 39 | 111 | **150** | 41 | 127 | **168** | 3 | 6 | **9** | 3 | 14 | **17** | 7 | 11 | **18** |
| 14 | 875 | 92 | 247 | **339** | 98 | 272 | **370** | 21 | 31 | **52** | 80 | 165 | **245** | 81 | 188 | **269** | 4 | 11 | **15** | 6 | 12 | **18** | 7 | 13 | **20** |
| 15 | 1,338 | 165 | 466 | **631** | 179 | 523 | **702** | 19 | 33 | **52** | 108 | 179 | **287** | 114 | 194 | **308** | 3 | 17 | **20** | 5 | 23 | **28** | 8 | 12 | **20** |
| | **17,332** | **1,794** | **5,221** | **7,015** | **1,993** | **5,838** | **7,831** | **214** | **588** | **802** | **1,321** | **3,279** | **4,600** | **1,411** | **3,672** | **5,083** | **53** | **284** | **337** | **66** | **369** | **435** | **130** | **282** | **412** |

| POLL BOOK TOTALS | Anil **Kumar** (DEM) | | | Bryan C. **Barnhill** (DEM) | | | Christine C. **Schwartz** (UST) | | | David **Nicholson** (REP) | | | Diane **Dunaskiss** (REP) | | | John T. **Hargenrader** (LIB) | | | Jon **Elgas** (LIB) | | | Marc Joseph **Sosnowski** (UST) | | |
|---|---|---|---|---|---|---|---|---|---|---|---|---|---|---|---|---|---|---|---|---|---|---|---|---|
| | AV | Elec Day | TOTAL | AV | Elec Day | TOTAL | AV | Elec Day | TOTAL | AV | Elec Day | TOTAL | AV | Elec Day | TOTAL | AV | Elec Day | TOTAL | AV | Elec Day | TOTAL | AV | Elec Day | TOTAL |
| **SHELBY TOWNSHIP** | | | | | | | | | | | | | | | | | | | | | | | | |
| 01 | 1,740 | 151 | 208 | **359** | 161 | 241 | **402** | 17 | 26 | **43** | 317 | 517 | **834** | 324 | 559 | **883** | 11 | 13 | **24** | 15 | 22 | **37** | 14 | 16 | **30** |
| 02 | 1,457 | 99 | 239 | **338** | 115 | 278 | **393** | 14 | 29 | **43** | 226 | 412 | **638** | 242 | 456 | **698** | 5 | 25 | **30** | 6 | 30 | **36** | 10 | 17 | **27** |
| 03 | 720 | 48 | 137 | **185** | 48 | 154 | **202** | 3 | 24 | **27** | 60 | 218 | **278** | 65 | 260 | **325** | 1 | 17 | **18** | 0 | 21 | **21** | 1 | 19 | **20** |
| 04 | 1,187 | 87 | 165 | **252** | 101 | 183 | **284** | 9 | 17 | **26** | 225 | 309 | **534** | 253 | 365 | **618** | 6 | 16 | **22** | 3 | 18 | **21** | 7 | 10 | **17** |
| 05 | 842 | 102 | 214 | **316** | 120 | 224 | **344** | 3 | 14 | **17** | 117 | 172 | **289** | 118 | 192 | **310** | 5 | 7 | **12** | 3 | 12 | **15** | 1 | 5 | **6** |
| 06 | 968 | 63 | 266 | **329** | 70 | 280 | **350** | 7 | 32 | **39** | 56 | 284 | **340** | 59 | 312 | **371** | 0 | 18 | **18** | 2 | 22 | **24** | 8 | 15 | **23** |
| 07 | 1,197 | 129 | 174 | **303** | 139 | 214 | **353** | 13 | 21 | **34** | 217 | 304 | **521** | 233 | 317 | **550** | 8 | 15 | **23** | 2 | 20 | **22** | 8 | 14 | **22** |
| 08 | 636 | 49 | 101 | **150** | 51 | 108 | **159** | 6 | 20 | **26** | 91 | 187 | **278** | 102 | 204 | **306** | 0 | 10 | **10** | 2 | 12 | **14** | 7 | 4 | **11** |
| 09 | 803 | 49 | 256 | **305** | 54 | 279 | **333** | 2 | 30 | **32** | 48 | 197 | **245** | 43 | 230 | **273** | 0 | 20 | **20** | 1 | 15 | **16** | 1 | 18 | **19** |
| 10 | 965 | 108 | 139 | **247** | 110 | 156 | **266** | 8 | 15 | **23** | 112 | 284 | **396** | 132 | 303 | **435** | 8 | 12 | **20** | 9 | 17 | **26** | 8 | 10 | **18** |
| 11 | 1,267 | 117 | 252 | **369** | 132 | 291 | **423** | 7 | 20 | **27** | 141 | 342 | **483** | 160 | 374 | **534** | 3 | 20 | **23** | 4 | 31 | **35** | 6 | 19 | **25** |
| 12 | 879 | 49 | 140 | **189** | 57 | 142 | **199** | 5 | 15 | **20** | 165 | 258 | **423** | 166 | 270 | **436** | 1 | 8 | **9** | 2 | 11 | **13** | 3 | 6 | **9** |
| 13 | 680 | 58 | 97 | **155** | 67 | 107 | **174** | 8 | 9 | **17** | 126 | 170 | **296** | 131 | 186 | **317** | 0 | 5 | **5** | 2 | 4 | **6** | 9 | 6 | **15** |
| 14 | 1,391 | 120 | 218 | **338** | 128 | 252 | **380** | 14 | 25 | **39** | 191 | 426 | **617** | 203 | 484 | **687** | 1 | 22 | **23** | 3 | 20 | **23** | 8 | 14 | **22** |
| 15 | 1,393 | 132 | 243 | **375** | 149 | 278 | **427** | 13 | 27 | **40** | 204 | 366 | **570** | 219 | 401 | **620** | 4 | 21 | **25** | 6 | 28 | **34** | 6 | 11 | **17** |
| 16 | 1,798 | 195 | 233 | **428** | 195 | 255 | **450** | 18 | 13 | **31** | 365 | 498 | **863** | 385 | 580 | **965** | 6 | 20 | **26** | 8 | 21 | **29** | 12 | 11 | **23** |
| 17 | 1,487 | 113 | 268 | **381** | 114 | 282 | **396** | 4 | 19 | **23** | 191 | 480 | **671** | 200 | 528 | **728** | 4 | 16 | **20** | 9 | 24 | **33** | 4 | 18 | **22** |
| 18 | 1,084 | 129 | 187 | **316** | 156 | 199 | **355** | 12 | 22 | **34** | 174 | 263 | **437** | 185 | 288 | **473** | 1 | 23 | **24** | 3 | 28 | **31** | 7 | 11 | **18** |
| 19 | 984 | 72 | 168 | **240** | 74 | 190 | **264** | 3 | 15 | **18** | 190 | 270 | **460** | 198 | 283 | **481** | 3 | 13 | **16** | 4 | 17 | **21** | 3 | 8 | **11** |
| 20 | 772 | 74 | 140 | **214** | 85 | 162 | **247** | 12 | 27 | **39** | 111 | 198 | **309** | 116 | 228 | **344** | 4 | 7 | **11** | 5 | 12 | **17** | 10 | 12 | **22** |
| 21 | 739 | 37 | 282 | **319** | 34 | 325 | **359** | 3 | 33 | **36** | 19 | 161 | **180** | 24 | 169 | **193** | 3 | 21 | **24** | 2 | 23 | **25** | 1 | 14 | **15** |
| 22 | 1,810 | 201 | 230 | **431** | 211 | 243 | **454** | 13 | 22 | **35** | 381 | 530 | **911** | 411 | 575 | **986** | 8 | 17 | **25** | 10 | 18 | **28** | 12 | 12 | **24** |
| 23 | 1,595 | 107 | 218 | **325** | 116 | 251 | **367** | 16 | 24 | **40** | 325 | 465 | **790** | 349 | 509 | **858** | 8 | 19 | **27** | 5 | 20 | **25** | 8 | 18 | **26** |
| 24 | 1,861 | 156 | 224 | **380** | 170 | 256 | **426** | 19 | 22 | **41** | 394 | 549 | **943** | 421 | 586 | **1,007** | 5 | 18 | **23** | 6 | 21 | **27** | 14 | 16 | **30** |
| 25 | 1,344 | 125 | 214 | **339** | 138 | 259 | **397** | 9 | 23 | **32** | 261 | 339 | **600** | 273 | 380 | **653** | 6 | 10 | **16** | 3 | 12 | **15** | 8 | 15 | **23** |
| 26 | 1,172 | 163 | 205 | **368** | 197 | 218 | **415** | 18 | 25 | **43** | 216 | 228 | **444** | 234 | 260 | **494** | 4 | 12 | **16** | 8 | 22 | **30** | 12 | 11 | **23** |
| 27 | 1,326 | 133 | 281 | **414** | 145 | 338 | **483** | 10 | 23 | **33** | 184 | 329 | **513** | 206 | 378 | **584** | 3 | 3 | **6** | 3 | 6 | **9** | 5 | 15 | **20** |
| 28 | 1,403 | 217 | 191 | **408** | 263 | 214 | **477** | 16 | 21 | **37** | 319 | 270 | **589** | 342 | 286 | **628** | 5 | 8 | **13** | 7 | 12 | **19** | 11 | 16 | **27** |
| 29 | 859 | 70 | 149 | **219** | 68 | 171 | **239** | 3 | 13 | **16** | 113 | 284 | **397** | 125 | 299 | **424** | 1 | 7 | **8** | 0 | 9 | **9** | 3 | 12 | **15** |
| 30 | 1,063 | 107 | 167 | **274** | 125 | 201 | **326** | 7 | 21 | **28** | 160 | 273 | **433** | 177 | 305 | **482** | 6 | 11 | **17** | 6 | 22 | **28** | 5 | 9 | **14** |
| | **35,422** | **3,260** | **6,006** | **9,266** | **3,593** | **6,751** | **10,344** | **292** | **647** | **939** | **5,699** | **9,583** | **15,282** | **6,096** | **10,567** | **16,663** | **120** | **434** | **554** | **139** | **550** | **689** | **212** | **382** | **594** |

| POLL BOOK TOTALS | | Anil Kumar (DEM) | | | Bryan C. Barnhill (DEM) | | | Christine C. Schwartz (UST) | | | David Nicholson (REP) | | | Diane Dunaskiss (REP) | | | John T. Hargenrader (LIB) | | | Jon Elgas (LIB) | | | Marc Joseph Sosnowski (UST) | | |
|---|---|---|---|---|---|---|---|---|---|---|---|---|---|---|---|---|---|---|---|---|---|---|---|---|---|
| | | AV | Elec Day | TOTAL | AV | Elec Day | TOTAL | AV | Elec Day | TOTAL | AV | Elec Day | TOTAL | AV | Elec Day | TOTAL | AV | Elec Day | TOTAL | AV | Elec Day | TOTAL | AV | Elec Day | TOTAL |
| **ST. CLAIR SHORES** | | | | | | | | | | | | | | | | | | | | | | | | | |
| 01 | 1,882 | 258 | 370 | **628** | 275 | 402 | **677** | 13 | 22 | **35** | 354 | 403 | **757** | 360 | 439 | **799** | 6 | 16 | **22** | 8 | 20 | **28** | 7 | 18 | **25** |
| 02 | 1,666 | 246 | 340 | **586** | 282 | 387 | **669** | 25 | 34 | **59** | 250 | 289 | **539** | 258 | 337 | **595** | 1 | 13 | **14** | 8 | 22 | **30** | 15 | 11 | **26** |
| 03 | 1,600 | 170 | 438 | **608** | 196 | 499 | **695** | 19 | 37 | **56** | 139 | 341 | **480** | 161 | 385 | **546** | 5 | 24 | **29** | 4 | 38 | **42** | 9 | 22 | **31** |
| 04 | 1,569 | 185 | 387 | **572** | 202 | 450 | **652** | 18 | 38 | **56** | 204 | 309 | **513** | 210 | 326 | **536** | 9 | 27 | **36** | 11 | 36 | **47** | 15 | 18 | **33** |
| 05 | 1,452 | 158 | 432 | **590** | 167 | 467 | **634** | 11 | 23 | **34** | 106 | 323 | **429** | 108 | 368 | **476** | 3 | 22 | **25** | 6 | 34 | **40** | 8 | 10 | **18** |
| 06 | 1,434 | 179 | 519 | **698** | 192 | 572 | **764** | 14 | 39 | **53** | 142 | 183 | **325** | 149 | 196 | **345** | 7 | 20 | **27** | 5 | 27 | **32** | 9 | 13 | **22** |
| 07 | 912 | 95 | 268 | **363** | 98 | 294 | **392** | 7 | 27 | **34** | 88 | 177 | **265** | 92 | 189 | **281** | 2 | 16 | **18** | 5 | 18 | **23** | 7 | 18 | **25** |
| 08 | 1,303 | 134 | 270 | **404** | 165 | 321 | **486** | 10 | 24 | **34** | 165 | 291 | **456** | 167 | 343 | **510** | 9 | 12 | **21** | 9 | 23 | **32** | 7 | 19 | **26** |
| 09 | 842 | 104 | 174 | **278** | 114 | 199 | **313** | 11 | 26 | **37** | 106 | 176 | **282** | 119 | 214 | **333** | 3 | 16 | **19** | 5 | 18 | **23** | 4 | 9 | **13** |
| 10 | 1,587 | 154 | 406 | **560** | 175 | 456 | **631** | 11 | 41 | **52** | 156 | 346 | **502** | 164 | 382 | **546** | 4 | 24 | **28** | 9 | 33 | **42** | 11 | 15 | **26** |
| 11 | 664 | 66 | 143 | **209** | 68 | 166 | **234** | 5 | 12 | **17** | 86 | 156 | **242** | 82 | 171 | **253** | 3 | 6 | **9** | 3 | 8 | **11** | 1 | 8 | **9** |
| 12 | 1,585 | 196 | 303 | **499** | 219 | 325 | **544** | 10 | 26 | **36** | 227 | 360 | **587** | 230 | 382 | **612** | 9 | 23 | **32** | 11 | 32 | **43** | 7 | 13 | **20** |
| 13 | 1,896 | 230 | 301 | **531** | 244 | 332 | **576** | 24 | 13 | **37** | 331 | 478 | **809** | 348 | 524 | **872** | 3 | 26 | **29** | 9 | 38 | **47** | 16 | 11 | **27** |
| 14 | 637 | 70 | 141 | **211** | 78 | 152 | **230** | 6 | 15 | **21** | 73 | 146 | **219** | 75 | 177 | **252** | 2 | 8 | **10** | 7 | 14 | **21** | 5 | 9 | **14** |
| 15 | 1,565 | 181 | 355 | **536** | 200 | 407 | **607** | 13 | 30 | **43** | 139 | 361 | **500** | 152 | 385 | **537** | 4 | 23 | **27** | 10 | 31 | **41** | 9 | 14 | **23** |
| 16 | 1,466 | 154 | 302 | **456** | 187 | 336 | **523** | 12 | 42 | **54** | 172 | 328 | **500** | 178 | 359 | **537** | 5 | 25 | **30** | 7 | 40 | **47** | 11 | 24 | **35** |
| 17 | 1,641 | 168 | 306 | **474** | 197 | 365 | **562** | 24 | 45 | **69** | 249 | 391 | **640** | 236 | 408 | **644** | 8 | 22 | **30** | 9 | 30 | **39** | 19 | 26 | **45** |
| 18 | 1,291 | 152 | 252 | **404** | 169 | 281 | **450** | 12 | 33 | **45** | 156 | 297 | **453** | 172 | 327 | **499** | 13 | 23 | **36** | 8 | 25 | **33** | 5 | 15 | **20** |
| 19 | 1,063 | 104 | 202 | **306** | 132 | 232 | **364** | 9 | 28 | **37** | 143 | 242 | **385** | 147 | 264 | **411** | 2 | 10 | **12** | 2 | 18 | **20** | 10 | 16 | **26** |
| 20 | 760 | 83 | 170 | **253** | 89 | 189 | **278** | 11 | 25 | **36** | 111 | 143 | **254** | 117 | 156 | **273** | 1 | 13 | **14** | 4 | 17 | **21** | 5 | 10 | **15** |
| 21 | 1,195 | 106 | 268 | **374** | 131 | 310 | **441** | 14 | 24 | **38** | 138 | 247 | **385** | 149 | 279 | **428** | 4 | 17 | **21** | 3 | 29 | **32** | 10 | 30 | **40** |
| 22 | 959 | 86 | 156 | **242** | 105 | 187 | **292** | 7 | 33 | **40** | 118 | 234 | **352** | 127 | 263 | **390** | 0 | 23 | **23** | 3 | 25 | **28** | 5 | 17 | **22** |
| 23 | 1,279 | 131 | 296 | **427** | 140 | 319 | **459** | 10 | 26 | **36** | 154 | 272 | **426** | 156 | 297 | **453** | 4 | 18 | **22** | 5 | 20 | **25** | 8 | 12 | **20** |
| | **30,248** | **3,410** | **6,799** | **10,209** | **3,825** | **7,648** | **11,473** | **296** | **663** | **959** | **3,807** | **6,493** | **10,300** | **3,957** | **7,171** | **11,128** | **107** | **427** | **534** | **151** | **596** | **747** | **203** | **358** | **561** |

| POLL BOOK TOTALS | | Anil Kumar (DEM) | | | Bryan C. Barnhill (DEM) | | | Christine C. Schwartz (UST) | | | David Nicholson (REP) | | | Diane Dunaskiss (REP) | | | John T. Hargenrader (LIB) | | | Jon Elgas (LIB) | | | Marc Joseph Sosnowski (UST) | | |
|---|---|---|---|---|---|---|---|---|---|---|---|---|---|---|---|---|---|---|---|---|---|---|---|---|---|
| | | AV | Elec Day | TOTAL | AV | Elec Day | TOTAL | AV | Elec Day | TOTAL | AV | Elec Day | TOTAL | AV | Elec Day | TOTAL | AV | Elec Day | TOTAL | AV | Elec Day | TOTAL | AV | Elec Day | TOTAL |
| **STERLING HEIGHTS** | | | | | | | | | | | | | | | | | | | | | | | | | |
| 01 | 833 | 74 | 262 | **336** | 77 | 297 | **374** | 4 | 18 | **22** | 64 | 184 | **248** | 65 | 208 | **273** | 2 | 10 | **12** | 0 | 24 | **24** | 2 | 13 | **15** |
| 02 | 1,330 | 128 | 397 | **525** | 145 | 454 | **599** | 14 | 28 | **42** | 125 | 311 | **436** | 132 | 341 | **473** | 1 | 13 | **14** | 1 | 14 | **15** | 11 | 17 | **28** |
| 03 | 1,454 | 160 | 463 | **623** | 169 | 533 | **702** | 13 | 22 | **35** | 153 | 259 | **412** | 159 | 294 | **453** | 7 | 21 | **28** | 5 | 23 | **28** | 8 | 11 | **19** |
| 04 | 1,714 | 191 | 489 | **680** | 209 | 541 | **750** | 12 | 33 | **45** | 176 | 346 | **522** | 179 | 383 | **562** | 4 | 13 | **17** | 3 | 29 | **32** | 9 | 28 | **37** |
| 05 | 1,577 | 163 | 451 | **614** | 180 | 513 | **693** | 16 | 51 | **67** | 148 | 313 | **461** | 166 | 336 | **502** | 3 | 14 | **17** | 1 | 29 | **30** | 10 | 33 | **43** |
| 06 | 853 | 74 | 188 | **262** | 88 | 205 | **293** | 10 | 16 | **26** | 117 | 203 | **320** | 130 | 231 | **361** | 1 | 9 | **10** | 1 | 17 | **18** | 6 | 8 | **14** |
| 07 | 1,317 | 125 | 337 | **462** | 136 | 369 | **505** | 12 | 22 | **34** | 148 | 337 | **485** | 152 | 367 | **519** | 4 | 24 | **28** | 1 | 26 | **27** | 8 | 12 | **20** |
| 08 | 1,002 | 95 | 282 | **377** | 100 | 310 | **410** | 4 | 17 | **21** | 104 | 267 | **371** | 112 | 298 | **410** | 7 | 18 | **25** | 5 | 20 | **25** | 4 | 8 | **12** |

| | POLL BOOK TOTALS | Anil Kumar (DEM) | | | Bryan C. Barnhill (DEM) | | | Christine C. Schwartz (UST) | | | David Nicholson (REP) | | | Diane Dunaskiss (REP) | | | John T. Hargenrader (LIB) | | | Jon Elgas (LIB) | | | Marc Joseph Sosnowski (UST) | | |
|---|---|---|---|---|---|---|---|---|---|---|---|---|---|---|---|---|---|---|---|---|---|---|---|---|---|
| | | AV | Elec Day | TOTAL | AV | Elec Day | TOTAL | AV | Elec Day | TOTAL | AV | Elec Day | TOTAL | AV | Elec Day | TOTAL | AV | Elec Day | TOTAL | AV | Elec Day | TOTAL | AV | Elec Day | TOTAL |
| 09 | 559 | 45 | 126 | **171** | 52 | 147 | **199** | 5 | 8 | **13** | 58 | 134 | **192** | 54 | 150 | **204** | 4 | 6 | **10** | 2 | 13 | **15** | 1 | 5 | **6** |
| 10 | 1,302 | 125 | 302 | **427** | 148 | 323 | **471** | 13 | 29 | **42** | 176 | 304 | **480** | 190 | 318 | **508** | 3 | 11 | **14** | 8 | 19 | **27** | 4 | 14 | **18** |
| 11 | 779 | 78 | 188 | **266** | 99 | 210 | **309** | 5 | 10 | **15** | 89 | 184 | **273** | 107 | 204 | **311** | 3 | 9 | **12** | 4 | 11 | **15** | 7 | 10 | **17** |
| 12 | 1,430 | 153 | 341 | **494** | 182 | 374 | **556** | 8 | 28 | **36** | 203 | 310 | **513** | 206 | 340 | **546** | 4 | 19 | **23** | 4 | 30 | **34** | 11 | 21 | **32** |
| 13 | 850 | 90 | 260 | **350** | 95 | 278 | **373** | 9 | 20 | **29** | 89 | 184 | **273** | 92 | 226 | **318** | 2 | 9 | **11** | 4 | 11 | **15** | 4 | 10 | **14** |
| 14 | 753 | 99 | 246 | **345** | 110 | 266 | **376** | 6 | 19 | **25** | 59 | 146 | **205** | 66 | 170 | **236** | 1 | 5 | **6** | 2 | 13 | **15** | 3 | 10 | **13** |
| 15 | 797 | 71 | 172 | **243** | 73 | 194 | **267** | 8 | 11 | **19** | 98 | 224 | **322** | 99 | 245 | **344** | 3 | 8 | **11** | 5 | 15 | **20** | 10 | 11 | **21** |
| 16 | 812 | 77 | 203 | **280** | 83 | 235 | **318** | 3 | 13 | **16** | 90 | 213 | **303** | 99 | 239 | **338** | 3 | 13 | **16** | 1 | 11 | **12** | 5 | 11 | **16** |
| 17 | 826 | 97 | 179 | **276** | 113 | 215 | **328** | 9 | 14 | **23** | 85 | 224 | **309** | 95 | 242 | **337** | 2 | 9 | **11** | 1 | 11 | **12** | 10 | 13 | **23** |
| 18 | 1,296 | 130 | 307 | **437** | 137 | 363 | **500** | 9 | 36 | **45** | 159 | 305 | **464** | 156 | 331 | **487** | 3 | 19 | **22** | 5 | 23 | **28** | 8 | 12 | **20** |
| 19 | 1,476 | 151 | 406 | **557** | 176 | 462 | **638** | 15 | 19 | **34** | 155 | 309 | **464** | 152 | 356 | **508** | 4 | 24 | **28** | 6 | 29 | **35** | 11 | 15 | **26** |
| 20 | 1,260 | 117 | 290 | **407** | 139 | 311 | **450** | 17 | 31 | **48** | 120 | 278 | **398** | 132 | 331 | **463** | 4 | 27 | **31** | 8 | 33 | **41** | 9 | 26 | **35** |
| 21 | 780 | 61 | 194 | **255** | 69 | 233 | **302** | 1 | 21 | **22** | 73 | 200 | **273** | 75 | 219 | **294** | 2 | 16 | **18** | 0 | 23 | **23** | 4 | 12 | **16** |
| 22 | 926 | 75 | 213 | **288** | 95 | 247 | **342** | 7 | 21 | **28** | 105 | 241 | **346** | 120 | 275 | **395** | 2 | 16 | **18** | 3 | 21 | **24** | 2 | 13 | **15** |
| 23 | 926 | 82 | 200 | **282** | 91 | 225 | **316** | 5 | 18 | **23** | 98 | 253 | **351** | 100 | 293 | **393** | 2 | 8 | **10** | 2 | 10 | **12** | 7 | 13 | **20** |
| 24 | 946 | 80 | 236 | **316** | 83 | 263 | **346** | 6 | 20 | **26** | 69 | 272 | **341** | 73 | 314 | **387** | 2 | 10 | **12** | 3 | 10 | **13** | 8 | 14 | **22** |
| 25 | 1,598 | 155 | 359 | **514** | 188 | 393 | **581** | 14 | 41 | **55** | 182 | 379 | **561** | 188 | 422 | **610** | 8 | 24 | **32** | 7 | 40 | **47** | 8 | 24 | **32** |
| 26 | 1,478 | 115 | 247 | **362** | 140 | 284 | **424** | 3 | 22 | **25** | 201 | 432 | **633** | 207 | 494 | **701** | 2 | 21 | **23** | 3 | 22 | **25** | 8 | 22 | **30** |
| 27 | 1,355 | 116 | 296 | **412** | 133 | 333 | **466** | 12 | 43 | **55** | 151 | 359 | **510** | 146 | 403 | **549** | 4 | 20 | **24** | 1 | 23 | **24** | 8 | 24 | **32** |
| 28 | 1,121 | 113 | 251 | **364** | 123 | 270 | **393** | 14 | 20 | **34** | 164 | 268 | **432** | 167 | 305 | **472** | 3 | 12 | **15** | 1 | 19 | **20** | 4 | 20 | **24** |
| 29 | 1,083 | 96 | 230 | **326** | 106 | 255 | **361** | 12 | 26 | **38** | 125 | 293 | **418** | 130 | 320 | **450** | 2 | 13 | **15** | 2 | 16 | **18** | 10 | 14 | **24** |
| 30 | 682 | 71 | 178 | **249** | 77 | 206 | **283** | 7 | 12 | **19** | 66 | 142 | **208** | 65 | 162 | **227** | 2 | 12 | **14** | 2 | 21 | **23** | 2 | 11 | **13** |
| 31 | 696 | 50 | 201 | **251** | 60 | 206 | **266** | 5 | 24 | **29** | 44 | 186 | **230** | 44 | 216 | **260** | 0 | 9 | **9** | 0 | 15 | **15** | 1 | 5 | **6** |
| 32 | 495 | 26 | 152 | **178** | 29 | 166 | **195** | 3 | 29 | **32** | 14 | 121 | **135** | 15 | 144 | **159** | 2 | 5 | **7** | 3 | 5 | **8** | 2 | 12 | **14** |
| 33 | 951 | 131 | 179 | **310** | 143 | 208 | **351** | 11 | 13 | **24** | 152 | 213 | **365** | 175 | 259 | **434** | 3 | 6 | **9** | 8 | 9 | **17** | 8 | 12 | **20** |
| 34 | 1,276 | 118 | 292 | **410** | 121 | 319 | **440** | 5 | 28 | **33** | 146 | 368 | **514** | 168 | 410 | **578** | 6 | 9 | **15** | 9 | 21 | **30** | 4 | 17 | **21** |
| 35 | 850 | 52 | 204 | **256** | 61 | 252 | **313** | 4 | 42 | **46** | 38 | 231 | **269** | 39 | 275 | **314** | 0 | 23 | **23** | 0 | 31 | **31** | 6 | 14 | **20** |
| 36 | 1,380 | 166 | 231 | **397** | 204 | 266 | **470** | 15 | 37 | **52** | 184 | 344 | **528** | 190 | 374 | **564** | 9 | 14 | **23** | 8 | 23 | **31** | 12 | 26 | **38** |
| 37 | 1,320 | 148 | 323 | **471** | 160 | 366 | **526** | 5 | 31 | **36** | 125 | 289 | **414** | 139 | 310 | **449** | 4 | 21 | **25** | 4 | 20 | **24** | 4 | 19 | **23** |
| 38 | 1,475 | 182 | 386 | **568** | 204 | 422 | **626** | 16 | 20 | **36** | 205 | 269 | **474** | 229 | 296 | **525** | 6 | 18 | **24** | 9 | 24 | **33** | 10 | 12 | **22** |
| 39 | 1,117 | 91 | 251 | **342** | 105 | 296 | **401** | 6 | 36 | **42** | 77 | 318 | **395** | 86 | 365 | **451** | 4 | 19 | **23** | 3 | 36 | **39** | 3 | 17 | **20** |
| 40 | 595 | 39 | 116 | **155** | 39 | 148 | **187** | 3 | 12 | **15** | 35 | 173 | **208** | 39 | 196 | **235** | 4 | 13 | **17** | 1 | 12 | **13** | 3 | 7 | **10** |
| 41 | 851 | 61 | 195 | **256** | 64 | 234 | **298** | 9 | 21 | **30** | 60 | 223 | **283** | 66 | 245 | **311** | 2 | 16 | **18** | 3 | 22 | **25** | 8 | 18 | **26** |
| 42 | 1,056 | 107 | 194 | **301** | 122 | 219 | **341** | 9 | 18 | **27** | 156 | 262 | **418** | 152 | 291 | **443** | 2 | 16 | **18** | 0 | 22 | **22** | 13 | 9 | **22** |
| 43 | 1,790 | 228 | 331 | **559** | 256 | 354 | **610** | 15 | 25 | **40** | 339 | 391 | **730** | 374 | 462 | **836** | 8 | 20 | **28** | 6 | 20 | **26** | 10 | 16 | **26** |
| 44 | 1,074 | 134 | 201 | **335** | 162 | 200 | **362** | 15 | 13 | **28** | 196 | 249 | **445** | 196 | 278 | **474** | 6 | 2 | **8** | 2 | 5 | **7** | 8 | 10 | **18** |
| 45 | 1,351 | 132 | 369 | **501** | 154 | 390 | **544** | 5 | 15 | **20** | 174 | 340 | **514** | 185 | 387 | **572** | 1 | 10 | **11** | 3 | 14 | **17** | 2 | 12 | **14** |
| | **49,392** | **4,872** | **11,918** | **16,790** | **5,500** | **13,355** | **18,855** | **399** | **1,053** | **1,452** | **5,595** | **11,851** | **17,446** | **5,911** | **13,325** | **19,236** | **151** | **634** | **785** | **150** | **885** | **1,035** | **296** | **661** | **957** |

| | POLL BOOK TOTALS | Anil Kumar (DEM) | | | Bryan C. Barnhill (DEM) | | | Christine C. Schwartz (UST) | | | David Nicholson (REP) | | | Diane Dunaskiss (REP) | | | John T. Hargenrader (LIB) | | | Jon Elgas (LIB) | | | Marc Joseph Sosnowski (UST) | | |
|---|---|---|---|---|---|---|---|---|---|---|---|---|---|---|---|---|---|---|---|---|---|---|---|---|---|
| | | AV | Elec Day | TOTAL | AV | Elec Day | TOTAL | AV | Elec Day | TOTAL | AV | Elec Day | TOTAL | AV | Elec Day | TOTAL | AV | Elec Day | TOTAL | AV | Elec Day | TOTAL | AV | Elec Day | TOTAL |
| **UTICA** | | | | | | | | | | | | | | | | | | | | | | | | | |
| 01 | 427 | 22 | 119 | **141** | 26 | 134 | **160** | 2 | 17 | **19** | 21 | 105 | **126** | 29 | 122 | **151** | 1 | 10 | **11** | 1 | 14 | **15** | 2 | 10 | **12** |
| 02 | 807 | 55 | 140 | **195** | 61 | 174 | **235** | 4 | 15 | **19** | 86 | 224 | **310** | 93 | 247 | **340** | 3 | 13 | **16** | 2 | 14 | **16** | 3 | 8 | **11** |
| 03 | 903 | 65 | 247 | **312** | 85 | 271 | **356** | 11 | 24 | **35** | 92 | 205 | **297** | 93 | 240 | **333** | 2 | 19 | **21** | 4 | 20 | **24** | 6 | 10 | **16** |
| | **2,137** | **142** | **506** | **648** | **172** | **579** | **751** | **17** | **56** | **73** | **199** | **534** | **733** | **215** | **609** | **824** | **6** | **42** | **48** | **7** | **48** | **55** | **11** | **28** | **39** |
| **WARREN** | | | | | | | | | | | | | | | | | | | | | | | | | |
| 01 | 1,332 | 103 | 565 | **668** | 118 | 685 | **803** | 5 | 61 | **66** | 58 | 173 | **231** | 61 | 192 | **253** | 8 | 27 | **35** | 11 | 24 | **35** | 8 | 23 | **31** |
| 03 | 1,156 | 89 | 505 | **594** | 104 | 583 | **687** | 6 | 36 | **42** | 40 | 150 | **190** | 42 | 181 | **223** | 4 | 12 | **16** | 2 | 20 | **22** | 5 | 15 | **20** |
| 04 | 888 | 53 | 338 | **391** | 63 | 384 | **447** | 4 | 31 | **35** | 40 | 156 | **196** | 42 | 184 | **226** | 4 | 13 | **17** | 4 | 14 | **18** | 1 | 18 | **19** |
| 05 | 780 | 80 | 290 | **370** | 89 | 337 | **426** | 8 | 24 | **32** | 32 | 138 | **170** | 45 | 144 | **189** | 1 | 9 | **10** | 2 | 9 | **11** | 4 | 13 | **17** |
| 06 | 1,050 | 92 | 379 | **471** | 99 | 432 | **531** | 8 | 29 | **37** | 60 | 182 | **242** | 70 | 197 | **267** | 5 | 15 | **20** | 5 | 18 | **23** | 2 | 20 | **22** |
| 07 | 690 | 41 | 319 | **360** | 47 | 367 | **414** | 4 | 23 | **27** | 22 | 100 | **122** | 24 | 102 | **126** | 2 | 5 | **7** | 2 | 7 | **9** | 2 | 13 | **15** |
| 08 | 774 | 50 | 346 | **396** | 57 | 414 | **471** | 7 | 36 | **43** | 25 | 92 | **117** | 26 | 104 | **130** | 0 | 15 | **15** | 2 | 21 | **23** | 4 | 17 | **21** |
| 09 | 862 | 56 | 345 | **401** | 56 | 442 | **498** | 4 | 35 | **39** | 30 | 146 | **176** | 32 | 149 | **181** | 1 | 17 | **18** | 1 | 18 | **19** | 0 | 10 | **10** |
| 10 | 688 | 45 | 311 | **356** | 50 | 395 | **445** | 6 | 29 | **35** | 13 | 73 | **86** | 14 | 87 | **101** | 2 | 11 | **13** | 1 | 13 | **14** | 1 | 14 | **15** |
| 11 | 15 | 1 | 8 | **9** | 1 | 8 | **9** | 0 | 0 | **0** | 0 | 4 | **4** | 0 | 2 | **2** | 0 | 1 | **1** | 1 | 0 | **1** | 0 | 0 | **0** |
| 12 | 499 | 44 | 192 | **236** | 45 | 220 | **265** | 8 | 25 | **33** | 17 | 76 | **93** | 17 | 88 | **105** | 3 | 9 | **12** | 3 | 7 | **10** | 3 | 11 | **14** |
| 13 | 306 | 25 | 93 | **118** | 28 | 101 | **129** | 2 | 14 | **16** | 21 | 70 | **91** | 24 | 84 | **108** | 0 | 5 | **5** | 2 | 6 | **8** | 1 | 5 | **6** |
| 14 | 1,240 | 100 | 488 | **588** | 108 | 561 | **669** | 7 | 39 | **46** | 83 | 212 | **295** | 94 | 243 | **337** | 2 | 12 | **14** | 4 | 18 | **22** | 3 | 20 | **23** |
| 15 | 1,359 | 110 | 603 | **713** | 128 | 643 | **771** | 11 | 60 | **71** | 53 | 229 | **282** | 49 | 248 | **297** | 5 | 23 | **28** | 5 | 31 | **36** | 5 | 23 | **28** |
| 17 | 943 | 92 | 285 | **377** | 101 | 329 | **430** | 12 | 26 | **38** | 75 | 173 | **248** | 81 | 194 | **275** | 0 | 18 | **18** | 2 | 18 | **20** | 5 | 14 | **19** |
| 18 | 329 | 19 | 147 | **166** | 22 | 155 | **177** | 2 | 17 | **19** | 13 | 46 | **59** | 13 | 58 | **71** | 1 | 7 | **8** | 1 | 10 | **11** | 1 | 8 | **9** |
| 19 | 899 | 79 | 304 | **383** | 88 | 355 | **443** | 7 | 18 | **25** | 44 | 179 | **223** | 38 | 196 | **234** | 2 | 14 | **16** | 1 | 12 | **13** | 6 | 17 | **23** |
| 20 | 1,228 | 134 | 386 | **520** | 152 | 415 | **567** | 17 | 53 | **70** | 102 | 219 | **321** | 110 | 238 | **348** | 11 | 18 | **29** | 12 | 22 | **34** | 11 | 25 | **36** |
| 22 | 1,243 | 116 | 355 | **471** | 117 | 411 | **528** | 12 | 45 | **57** | 94 | 267 | **361** | 104 | 296 | **400** | 4 | 16 | **20** | 5 | 30 | **35** | 6 | 27 | **33** |
| 23 | 1,004 | 131 | 274 | **405** | 149 | 324 | **473** | 13 | 32 | **45** | 76 | 166 | **242** | 82 | 220 | **302** | 9 | 12 | **21** | 9 | 11 | **20** | 13 | 16 | **29** |
| 24 | 446 | 39 | 138 | **177** | 41 | 165 | **206** | 3 | 18 | **21** | 27 | 98 | **125** | 31 | 115 | **146** | 0 | 9 | **9** | 0 | 13 | **13** | 0 | 7 | **7** |
| 25 | 715 | 56 | 197 | **253** | 62 | 238 | **300** | 5 | 24 | **29** | 47 | 175 | **222** | 56 | 190 | **246** | 1 | 6 | **7** | 1 | 14 | **15** | 3 | 16 | **19** |
| 26 | 539 | 53 | 231 | **284** | 53 | 267 | **320** | 1 | 15 | **16** | 12 | 64 | **76** | 16 | 81 | **97** | 0 | 5 | **5** | 0 | 8 | **8** | 1 | 6 | **7** |
| 27 | 1,899 | 202 | 464 | **666** | 236 | 533 | **769** | 19 | 35 | **54** | 202 | 416 | **618** | 218 | 473 | **691** | 4 | 21 | **25** | 7 | 30 | **37** | 12 | 29 | **41** |
| 28 | 1,585 | 218 | 483 | **701** | 234 | 515 | **749** | 15 | 31 | **46** | 143 | 256 | **399** | 163 | 295 | **458** | 4 | 21 | **25** | 6 | 30 | **36** | 11 | 12 | **23** |
| 31 | 1,416 | 227 | 378 | **605** | 244 | 416 | **660** | 19 | 40 | **59** | 125 | 245 | **370** | 136 | 279 | **415** | 6 | 22 | **28** | 11 | 26 | **37** | 17 | 21 | **38** |
| 32 | 1,231 | 125 | 293 | **418** | 139 | 341 | **480** | 15 | 38 | **53** | 135 | 268 | **403** | 149 | 310 | **459** | 3 | 16 | **19** | 2 | 26 | **28** | 16 | 26 | **42** |
| 33 | 1,350 | 121 | 327 | **448** | 149 | 364 | **513** | 12 | 36 | **48** | 159 | 287 | **446** | 162 | 331 | **493** | 7 | 15 | **22** | 8 | 19 | **27** | 14 | 13 | **27** |
| 34 | 696 | 38 | 248 | **286** | 50 | 297 | **347** | 9 | 11 | **20** | 48 | 117 | **165** | 61 | 145 | **206** | 4 | 16 | **20** | 5 | 14 | **19** | 4 | 9 | **13** |
| 35 | 1,271 | 146 | 377 | **523** | 164 | 441 | **605** | 13 | 34 | **47** | 115 | 220 | **335** | 126 | 252 | **378** | 4 | 17 | **21** | 3 | 30 | **33** | 8 | 14 | **22** |
| 36 | 1,935 | 239 | 529 | **768** | 257 | 575 | **832** | 16 | 39 | **55** | 211 | 353 | **564** | 228 | 439 | **667** | 5 | 25 | **30** | 4 | 37 | **41** | 12 | 12 | **24** |
| 38 | 1,625 | 201 | 559 | **760** | 219 | 656 | **875** | 15 | 41 | **56** | 118 | 259 | **377** | 120 | 319 | **439** | 10 | 19 | **29** | 9 | 30 | **39** | 8 | 19 | **27** |

| | | | | | | | | | | | | | | | | | | | | | | | | | |
|---|---|---|---|---|---|---|---|---|---|---|---|---|---|---|---|---|---|---|---|---|---|---|---|---|---|
| 41 | 1,451 | 152 | 434 | **586** | 172 | 485 | **657** | 10 | 37 | **47** | 120 | 281 | **401** | 146 | 311 | **457** | 5 | 20 | **25** | 2 | 18 | **20** | 5 | 20 | **25** |
| 43 | 1,119 | 112 | 321 | **433** | 128 | 370 | **498** | 9 | 24 | **33** | 98 | 225 | **323** | 113 | 254 | **367** | 2 | 19 | **21** | 4 | 23 | **27** | 5 | 17 | **22** |
| 44 | 999 | 156 | 359 | **515** | 171 | 415 | **586** | 7 | 22 | **29** | 83 | 130 | **213** | 90 | 142 | **232** | 0 | 7 | **7** | 2 | 6 | **8** | 5 | 12 | **17** |
| 45 | 991 | 115 | 334 | **449** | 130 | 359 | **489** | 7 | 19 | **26** | 117 | 168 | **285** | 121 | 174 | **295** | 2 | 15 | **17** | 2 | 20 | **22** | 7 | 12 | **19** |
| 46 | 874 | 101 | 284 | **385** | 109 | 335 | **444** | 4 | 15 | **19** | 73 | 155 | **228** | 79 | 178 | **257** | 2 | 14 | **16** | 2 | 12 | **14** | 7 | 7 | **14** |
| 47 | 1,408 | 170 | 378 | **548** | 190 | 424 | **614** | 8 | 28 | **36** | 181 | 233 | **414** | 187 | 307 | **494** | 6 | 19 | **25** | 5 | 24 | **29** | 4 | 10 | **14** |
| 48 | 637 | 92 | 204 | **296** | 100 | 218 | **318** | 2 | 10 | **12** | 72 | 104 | **176** | 74 | 133 | **207** | 0 | 6 | **6** | 0 | 8 | **8** | 1 | 5 | **6** |
| 49 | 1,515 | 171 | 386 | **557** | 183 | 441 | **624** | 18 | 34 | **52** | 154 | 321 | **475** | 172 | 345 | **517** | 5 | 22 | **27** | 9 | 27 | **36** | 12 | 20 | **32** |
| 50 | 1,250 | 132 | 326 | **458** | 161 | 389 | **550** | 8 | 38 | **46** | 126 | 256 | **382** | 136 | 280 | **416** | 2 | 14 | **16** | 3 | 21 | **24** | 7 | 19 | **26** |
| 51 | 1,428 | 203 | 316 | **519** | 229 | 342 | **571** | 18 | 26 | **44** | 222 | 247 | **469** | 247 | 300 | **547** | 6 | 15 | **21** | 7 | 14 | **21** | 9 | 8 | **17** |
| 52 | 892 | 114 | 170 | **284** | 121 | 192 | **313** | 13 | 23 | **36** | 102 | 224 | **326** | 117 | 246 | **363** | 1 | 12 | **13** | 1 | 14 | **15** | 9 | 11 | **20** |
| 53 | 842 | 77 | 211 | **288** | 82 | 226 | **308** | 9 | 19 | **28** | 88 | 169 | **257** | 98 | 196 | **294** | 5 | 17 | **22** | 3 | 24 | **27** | 8 | 8 | **16** |
| 54 | 1,044 | 144 | 221 | **365** | 153 | 258 | **411** | 10 | 22 | **32** | 165 | 196 | **361** | 164 | 240 | **404** | 4 | 5 | **9** | 5 | 15 | **20** | 8 | 14 | **22** |
| 55 | 1,143 | 96 | 305 | **401** | 109 | 350 | **459** | 8 | 19 | **27** | 91 | 286 | **377** | 97 | 305 | **402** | 4 | 16 | **20** | 3 | 21 | **24** | 3 | 14 | **17** |
| 56 | 578 | 64 | 146 | **210** | 76 | 176 | **252** | 6 | 8 | **14** | 49 | 117 | **166** | 66 | 139 | **205** | 2 | 11 | **13** | 1 | 13 | **14** | 8 | 9 | **17** |
| 57 | 1,039 | 81 | 267 | **348** | 93 | 304 | **397** | 6 | 36 | **42** | 95 | 237 | **332** | 97 | 265 | **362** | 2 | 22 | **24** | 1 | 23 | **24** | 7 | 21 | **28** |
| 58 | 1,544 | 166 | 332 | **498** | 195 | 385 | **580** | 17 | 33 | **50** | 182 | 346 | **528** | 184 | 387 | **571** | 8 | 22 | **30** | 10 | 29 | **39** | 14 | 17 | **31** |
| | **50,747** | **5,271** | **15,751** | **21,022** | **5,872** | **18,038** | **23,910** | **445** | **1,408** | **1,853** | **4,258** | **9,304** | **13,562** | **4,622** | **10,638** | **15,260** | **168** | **707** | **875** | **191** | **898** | **1,089** | **306** | **717** | **1,023** |

| | POLL BOOK TOTALS | Anil **Kumar** (DEM) | | | Bryan C. **Barnhill** (DEM) | | | Christine C. **Schwartz** (UST) | | | David **Nicholson** (REP) | | | Diane **Dunaskiss** (REP) | | | John T. **Hargenrader** (LIB) | | | Jon **Elgas** (LIB) | | | Marc Joseph **Sosnowski** (UST) | | |
|---|---|---|---|---|---|---|---|---|---|---|---|---|---|---|---|---|---|---|---|---|---|---|---|---|---|
| | | AV | Elec Day | TOTAL | AV | Elec Day | TOTAL | AV | Elec Day | TOTAL | AV | Elec Day | TOTAL | AV | Elec Day | TOTAL | AV | Elec Day | TOTAL | AV | Elec Day | TOTAL | AV | Elec Day | TOTAL |
| **WASHINGTON TOWNSHIP** | | | | | | | | | | | | | | | | | | | | | | | | | |
| 01 | 829 | 65 | 153 | **218** | 66 | 170 | **236** | 4 | 16 | **20** | 90 | 216 | **306** | 95 | 251 | **346** | 2 | 20 | **22** | 4 | 22 | **26** | 1 | 14 | **15** |
| 02 | 1,643 | 184 | 197 | **381** | 196 | 220 | **416** | 24 | 34 | **58** | 298 | 481 | **779** | 318 | 510 | **828** | 11 | 19 | **30** | 14 | 20 | **34** | 17 | 16 | **33** |
| 03 | 1,480 | 104 | 195 | **299** | 124 | 209 | **333** | 13 | 19 | **32** | 264 | 459 | **723** | 272 | 489 | **761** | 3 | 14 | **17** | 7 | 19 | **26** | 12 | 11 | **23** |
| 04 | 1,151 | 90 | 220 | **310** | 93 | 241 | **334** | 5 | 22 | **27** | 114 | 344 | **458** | 122 | 353 | **475** | 4 | 18 | **22** | 3 | 24 | **27** | 5 | 17 | **22** |
| 05 | 1,463 | 87 | 171 | **258** | 108 | 189 | **297** | 10 | 24 | **34** | 265 | 454 | **719** | 288 | 500 | **788** | 8 | 12 | **20** | 9 | 20 | **29** | 4 | 21 | **25** |
| 06 | 2,195 | 223 | 181 | **404** | 249 | 207 | **456** | 10 | 29 | **39** | 593 | 575 | **1,168** | 619 | 628 | **1,247** | 6 | 21 | **27** | 6 | 24 | **30** | 13 | 20 | **33** |
| 07 | 1,557 | 122 | 185 | **307** | 136 | 196 | **332** | 12 | 21 | **33** | 307 | 541 | **848** | 318 | 564 | **882** | 9 | 20 | **29** | 12 | 24 | **36** | 6 | 19 | **25** |
| 08 | 1,314 | 123 | 169 | **292** | 136 | 188 | **324** | 8 | 22 | **30** | 240 | 386 | **626** | 244 | 423 | **667** | 5 | 20 | **25** | 2 | 22 | **24** | 10 | 10 | **20** |
| 09 | 759 | 50 | 92 | **142** | 61 | 102 | **163** | 3 | 12 | **15** | 106 | 252 | **358** | 109 | 280 | **389** | 4 | 7 | **11** | 3 | 11 | **14** | 4 | 6 | **10** |
| 10 | 1,081 | 75 | 169 | **244** | 80 | 192 | **272** | 8 | 15 | **23** | 152 | 331 | **483** | 169 | 384 | **553** | 1 | 11 | **12** | 1 | 11 | **12** | 8 | 10 | **18** |
| | **13,472** | **1,123** | **1,732** | **2,855** | **1,249** | **1,914** | **3,163** | **97** | **214** | **311** | **2,429** | **4,039** | **6,468** | **2,554** | **4,382** | **6,936** | **53** | **162** | **215** | **61** | **197** | **258** | **80** | **144** | **224** |
| **TOTALS** | | | | | | | | | | | | | | | | | | | | | | | | | |
| | **365,489** | **36,483** | **85,764** | **122,247** | **40,796** | **97,106** | **137,902** | **3,212** | **8,395** | **11,607** | **43,001** | **83,992** | **126,993** | **45,648** | **93,289** | **138,937** | **1,190** | **4,824** | **6,014** | **1,433** | **6,474** | **7,907** | **2,212** | **4,525** | **6,737** |

☐ Yellow in the TOTALS column means precinct hasn't reported

N/A indicates AV (Absentee) results are included in Elec Day results

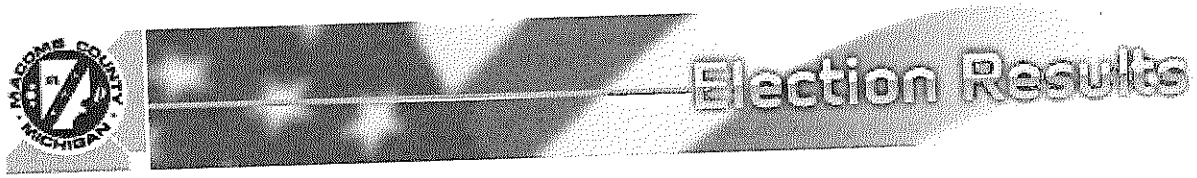


# Justice of Supreme Court

## Two 8-year terms

Official results, updated **November 20, 2:34 PM**

Race List | Race Summary | Race Details | **Race Details (Printer Friendly)**

| | POLL BOOK TOTALS | Doug **Dern** | | | Elizabeth T. **Clement** | | | Kerry Lee **Morgan** | | | Kurtis T. **Wilder** | | | Megan Kathleen **Cavanagh** | | | Samuel **Bagenstos** | | |
|---|---|---|---|---|---|---|---|---|---|---|---|---|---|---|---|---|---|---|---|
| | | AV | Elec Day | TOTAL | AV | Elec Day | TOTAL | AV | Elec Day | TOTAL | AV | Elec Day | TOTAL | AV | Elec Day | TOTAL | AV | Elec Day | TOTAL |
| **ARMADA TOWNSHIP** | | | | | | | | | | | | | | | | | | | |
| 01 | 1,617 | 28 | 79 | **107** | 273 | 538 | **811** | 32 | 79 | **111** | 207 | 373 | **580** | 126 | 287 | **413** | 64 | 71 | **135** |
| 02 | 1,081 | 17 | 62 | **79** | 150 | 295 | **445** | 23 | 78 | **101** | 115 | 294 | **409** | 102 | 213 | **315** | 39 | 58 | **97** |
| | **2,698** | **45** | **141** | **186** | **423** | **833** | **1,256** | **55** | **157** | **212** | **322** | **667** | **989** | **228** | **500** | **728** | **103** | **129** | **232** |

| | POLL BOOK TOTALS | Doug **Dern** | | | Elizabeth T. **Clement** | | | Kerry Lee **Morgan** | | | Kurtis T. **Wilder** | | | Megan Kathleen **Cavanagh** | | | Samuel **Bagenstos** | | |
|---|---|---|---|---|---|---|---|---|---|---|---|---|---|---|---|---|---|---|---|
| | | AV | Elec Day | TOTAL | AV | Elec Day | TOTAL | AV | Elec Day | TOTAL | AV | Elec Day | TOTAL | AV | Elec Day | TOTAL | AV | Elec Day | TOTAL |
| **BRUCE TOWNSHIP** | | | | | | | | | | | | | | | | | | | |
| 01 | 891 | 8 | 16 | **24** | 124 | 224 | **348** | 21 | 74 | **95** | 99 | 213 | **312** | 88 | 246 | **334** | 34 | 77 | **111** |
| 02 | 1,627 | 8 | 28 | **36** | 266 | 484 | **750** | 27 | 32 | **59** | 224 | 507 | **731** | 154 | 389 | **543** | 56 | 129 | **185** |
| 03 | 986 | 15 | 39 | **54** | 165 | 330 | **495** | 17 | 41 | **58** | 138 | 244 | **382** | 108 | 247 | **355** | 40 | 72 | **112** |
| 04 | 1,140 | 12 | 43 | **55** | 187 | 385 | **572** | 5 | 37 | **42** | 138 | 294 | **432** | 112 | 296 | **408** | 38 | 68 | **106** |
| | **4,644** | **43** | **126** | **169** | **742** | **1,423** | **2,165** | **70** | **184** | **254** | **599** | **1,258** | **1,857** | **462** | **1,178** | **1,640** | **168** | **346** | **514** |

| | POLL BOOK TOTALS | Doug **Dern** | | | Elizabeth T. **Clement** | | | Kerry Lee **Morgan** | | | Kurtis T. **Wilder** | | | Megan Kathleen **Cavanagh** | | | Samuel **Bagenstos** | | |
|---|---|---|---|---|---|---|---|---|---|---|---|---|---|---|---|---|---|---|---|
| | | AV | Elec Day | TOTAL | AV | Elec Day | TOTAL | AV | Elec Day | TOTAL | AV | Elec Day | TOTAL | AV | Elec Day | TOTAL | AV | Elec Day | TOTAL |
| **CENTER LINE** | | | | | | | | | | | | | | | | | | | |
| 01 | 762 | 4 | 39 | **43** | 96 | 260 | **356** | 12 | 43 | **55** | 50 | 177 | **227** | 67 | 265 | **332** | 33 | 109 | **142** |
| 02 | 585 | 16 | 29 | **45** | 87 | 175 | **262** | 24 | 37 | **61** | 52 | 118 | **170** | 80 | 167 | **247** | 20 | 55 | **75** |
| 03 | 918 | 7 | 60 | **67** | 96 | 336 | **432** | 19 | 93 | **112** | 60 | 247 | **307** | 59 | 273 | **332** | 28 | 82 | **110** |
| 04 | 461 | 3 | 26 | **29** | 37 | 139 | **176** | 6 | 42 | **48** | 34 | 127 | **161** | 35 | 171 | **206** | 14 | 63 | **77** |
| 05 | 490 | 4 | 16 | **20** | 30 | 148 | **178** | 2 | 47 | **49** | 25 | 129 | **154** | 31 | 165 | **196** | 14 | 53 | **67** |
| | **3,216** | **34** | **170** | **204** | **346** | **1,058** | **1,404** | **63** | **262** | **325** | **221** | **798** | **1,019** | **272** | **1,041** | **1,313** | **109** | **362** | **471** |

| | Doug **Dern** | Elizabeth T. **Clement** | Kerry Lee **Morgan** | Kurtis T. **Wilder** | Samuel **Bagenstos** |
|---|---|---|---|---|---|

| | POLL BOOK TOTALS | Doug Dern | | | Elizabeth T. Clement | | | Kerry Lee Morgan | | | Kurtis T. Wilder | | | Megan Kathleen Cavanagh | | | Samuel Bagenstos | | |
|---|---|---|---|---|---|---|---|---|---|---|---|---|---|---|---|---|---|---|---|
| | | AV | Elec Day | TOTAL | AV | Elec Day | TOTAL | AV | Elec Day | TOTAL | AV | Elec Day | TOTAL | AV | Elec Day | TOTAL | AV | Elec Day | TOTAL |
| **CHESTERFIELD TOWNSHIP** | | | | | | | | | | | | | | | | | | | |
| 01 | 1,185 | 28 | 50 | **78** | 226 | 366 | **592** | 24 | 63 | **87** | 171 | 270 | **441** | 135 | 217 | **352** | 60 | 53 | **113** |
| 02 | 1,229 | 22 | 73 | **95** | 158 | 320 | **478** | 30 | 89 | **119** | 133 | 306 | **439** | 135 | 298 | **433** | 59 | 87 | **146** |
| 03 | 1,578 | 13 | 31 | **44** | 155 | 447 | **602** | 32 | 142 | **174** | 150 | 495 | **645** | 129 | 428 | **557** | 54 | 135 | **189** |
| 04 | 1,479 | 11 | 38 | **49** | 202 | 384 | **586** | 17 | 44 | **61** | 198 | 429 | **627** | 161 | 383 | **544** | 67 | 125 | **192** |
| 05 | 1,105 | 12 | 33 | **45** | 185 | 281 | **466** | 9 | 49 | **58** | 135 | 198 | **333** | 176 | 301 | **477** | 76 | 94 | **170** |
| 06 | 1,454 | 13 | 62 | **75** | 138 | 544 | **682** | 16 | 65 | **81** | 94 | 353 | **447** | 128 | 478 | **606** | 37 | 89 | **126** |
| 07 | 1,333 | 23 | 59 | **82** | 212 | 483 | **695** | 16 | 62 | **78** | 175 | 328 | **503** | 116 | 295 | **411** | 55 | 89 | **144** |
| 08 | 1,444 | 10 | 101 | **111** | 203 | 360 | **563** | 31 | 86 | **117** | 169 | 360 | **529** | 139 | 355 | **494** | 71 | 120 | **191** |
| 09 | 1,233 | 17 | 33 | **50** | 165 | 307 | **472** | 31 | 121 | **152** | 158 | 333 | **491** | 136 | 290 | **426** | 65 | 82 | **147** |
| 10 | 1,486 | 39 | 31 | **70** | 360 | 294 | **654** | 34 | 35 | **69** | 329 | 350 | **679** | 204 | 288 | **492** | 106 | 85 | **191** |
| 11 | 1,581 | 24 | 62 | **86** | 248 | 431 | **679** | 27 | 65 | **92** | 188 | 295 | **483** | 200 | 436 | **636** | 84 | 150 | **234** |
| 12 | 1,038 | 11 | 46 | **57** | 88 | 387 | **475** | 18 | 64 | **82** | 61 | 236 | **297** | 81 | 377 | **458** | 33 | 82 | **115** |
| 13 | 1,618 | 35 | 81 | **116** | 278 | 534 | **812** | 50 | 82 | **132** | 207 | 360 | **567** | 179 | 367 | **546** | 83 | 91 | **174** |
| 14 | 1,711 | 32 | 94 | **126** | 199 | 484 | **683** | 38 | 99 | **137** | 168 | 449 | **617** | 141 | 445 | **586** | 66 | 134 | **200** |
| | **19,474** | **290** | **794** | **1,084** | **2,817** | **5,622** | **8,439** | **373** | **1,066** | **1,439** | **2,336** | **4,762** | **7,098** | **2,060** | **4,958** | **7,018** | **916** | **1,416** | **2,332** |

| | POLL BOOK TOTALS | Doug Dern | | | Elizabeth T. Clement | | | Kerry Lee Morgan | | | Kurtis T. Wilder | | | Megan Kathleen Cavanagh | | | Samuel Bagenstos | | |
|---|---|---|---|---|---|---|---|---|---|---|---|---|---|---|---|---|---|---|---|
| | | AV | Elec Day | TOTAL | AV | Elec Day | TOTAL | AV | Elec Day | TOTAL | AV | Elec Day | TOTAL | AV | Elec Day | TOTAL | AV | Elec Day | TOTAL |
| **CLINTON TOWNSHIP** | | | | | | | | | | | | | | | | | | | |
| 01 | 912 | 13 | 14 | **27** | 200 | 226 | **426** | 27 | 64 | **91** | 170 | 189 | **359** | 145 | 181 | **326** | 65 | 70 | **135** |
| 02 | 417 | 5 | 13 | **18** | 69 | 127 | **196** | 8 | 17 | **25** | 57 | 107 | **164** | 50 | 119 | **169** | 24 | 34 | **58** |
| 03 | 1,018 | 10 | 46 | **56** | 101 | 344 | **445** | 21 | 78 | **99** | 70 | 218 | **288** | 108 | 327 | **435** | 56 | 111 | **167** |
| 04 | 277 | 4 | 11 | **15** | 59 | 75 | **134** | 4 | 12 | **16** | 40 | 56 | **96** | 51 | 70 | **121** | 10 | 12 | **22** |
| 05 | 780 | 2 | 53 | **55** | 36 | 225 | **261** | 20 | 75 | **95** | 25 | 205 | **230** | 76 | 248 | **324** | 48 | 103 | **151** |
| 06 | 1,012 | 14 | 45 | **59** | 150 | 259 | **409** | 18 | 90 | **108** | 120 | 215 | **335** | 146 | 296 | **442** | 75 | 96 | **171** |
| 07 | 482 | 11 | 14 | **25** | 62 | 126 | **188** | 20 | 38 | **58** | 61 | 119 | **180** | 53 | 130 | **183** | 26 | 34 | **60** |
| 08 | 822 | 8 | 23 | **31** | 104 | 246 | **350** | 11 | 43 | **54** | 89 | 225 | **314** | 86 | 213 | **299** | 40 | 81 | **121** |
| 09 | 564 | 9 | 27 | **36** | 72 | 162 | **234** | 11 | 43 | **54** | 59 | 119 | **178** | 60 | 156 | **216** | 26 | 66 | **92** |
| 10 | 836 | 16 | 36 | **52** | 188 | 262 | **450** | 10 | 38 | **48** | 137 | 148 | **285** | 118 | 222 | **340** | 46 | 43 | **89** |
| 11 | 897 | 11 | 50 | **61** | 99 | 300 | **399** | 12 | 64 | **76** | 81 | 197 | **278** | 71 | 284 | **355** | 36 | 112 | **148** |
| 12 | 468 | 3 | 23 | **26** | 60 | 144 | **204** | 9 | 31 | **40** | 48 | 133 | **181** | 51 | 115 | **166** | 21 | 37 | **58** |
| 13 | 1,046 | 10 | 36 | **46** | 98 | 306 | **404** | 24 | 109 | **133** | 75 | 293 | **368** | 88 | 331 | **419** | 39 | 114 | **153** |
| 14 | 386 | 6 | 16 | **22** | 34 | 105 | **139** | 7 | 18 | **25** | 37 | 104 | **141** | 32 | 113 | **145** | 11 | 32 | **43** |
| 15 | 744 | 4 | 33 | **37** | 92 | 233 | **325** | 18 | 48 | **66** | 71 | 163 | **234** | 78 | 235 | **313** | 36 | 76 | **112** |
| 16 | 1,021 | 19 | 40 | **59** | 212 | 283 | **495** | 28 | 36 | **64** | 150 | 194 | **344** | 173 | 263 | **436** | 84 | 58 | **142** |

| | | | | | | | | | | | | | | | | | | | | |
|---|---|---|---|---|---|---|---|---|---|---|---|---|---|---|---|---|---|---|---|---|
| 17 | 786 | 6 | 35 | **41** | 120 | 253 | **373** | 13 | 69 | **82** | 97 | 166 | **263** | 76 | 189 | **265** | 51 | 64 | **115** |
| 18 | 853 | 16 | 51 | **67** | 128 | 212 | **340** | 27 | 51 | **78** | 113 | 183 | **296** | 99 | 210 | **309** | 48 | 56 | **104** |
| 19 | 903 | 13 | 15 | **28** | 223 | 174 | **397** | 46 | 54 | **100** | 204 | 180 | **384** | 152 | 170 | **322** | 64 | 46 | **110** |
| 20 | 229 | 0 | 8 | **8** | 6 | 89 | **95** | 0 | 21 | **21** | 2 | 74 | **76** | 4 | 105 | **109** | 0 | 39 | **39** |
| 21 | 535 | 10 | 16 | **26** | 92 | 144 | **236** | 14 | 22 | **36** | 58 | 80 | **138** | 90 | 168 | **258** | 46 | 44 | **90** |
| 22 | 1,073 | 16 | 54 | **70** | 162 | 320 | **482** | 16 | 71 | **87** | 108 | 207 | **315** | 132 | 331 | **463** | 53 | 92 | **145** |
| 23 | 1,288 | 15 | 54 | **69** | 245 | 398 | **643** | 28 | 69 | **97** | 187 | 272 | **459** | 145 | 272 | **417** | 77 | 91 | **168** |
| 24 | 747 | 16 | 32 | **48** | 138 | 179 | **317** | 29 | 38 | **67** | 117 | 178 | **295** | 97 | 196 | **293** | 34 | 50 | **84** |
| 25 | 885 | 6 | 24 | **30** | 118 | 223 | **341** | 36 | 72 | **108** | 95 | 241 | **336** | 117 | 258 | **375** | 49 | 88 | **137** |
| 26 | 1,061 | 14 | 23 | **37** | 206 | 274 | **480** | 12 | 51 | **63** | 192 | 254 | **446** | 126 | 295 | **421** | 65 | 99 | **164** |
| 27 | 915 | 21 | 16 | **37** | 233 | 212 | **445** | 22 | 32 | **54** | 164 | 150 | **314** | 180 | 197 | **377** | 62 | 60 | **122** |
| 28 | 914 | 8 | 54 | **62** | 88 | 317 | **405** | 18 | 64 | **82** | 57 | 217 | **274** | 96 | 282 | **378** | 35 | 93 | **128** |
| 29 | 1,249 | 27 | 51 | **78** | 263 | 361 | **624** | 35 | 52 | **87** | 205 | 273 | **478** | 168 | 233 | **401** | 92 | 81 | **173** |
| 30 | 941 | 17 | 32 | **49** | 118 | 245 | **363** | 29 | 71 | **100** | 93 | 217 | **310** | 101 | 252 | **353** | 55 | 99 | **154** |
| 31 | 1,136 | 6 | 33 | **39** | 120 | 293 | **413** | 20 | 88 | **108** | 106 | 316 | **422** | 108 | 312 | **420** | 51 | 126 | **177** |
| 32 | 678 | 4 | 16 | **20** | 136 | 168 | **304** | 12 | 24 | **36** | 127 | 170 | **297** | 94 | 141 | **235** | 55 | 67 | **122** |
| 33 | 1,439 | 12 | 58 | **70** | 244 | 428 | **672** | 29 | 72 | **101** | 165 | 288 | **453** | 205 | 401 | **606** | 109 | 121 | **230** |
| 34 | 1,195 | 9 | 60 | **69** | 101 | 469 | **570** | 17 | 101 | **118** | 47 | 256 | **303** | 97 | 421 | **518** | 49 | 115 | **164** |
| 35 | 1,529 | 42 | 53 | **95** | 436 | 357 | **793** | 42 | 61 | **103** | 318 | 282 | **600** | 268 | 240 | **508** | 106 | 78 | **184** |
| 36 | 1,108 | 14 | 52 | **66** | 181 | 267 | **448** | 15 | 85 | **100** | 162 | 282 | **444** | 119 | 297 | **416** | 55 | 94 | **149** |
| 37 | 1,380 | 22 | 18 | **40** | 262 | 257 | **519** | 70 | 84 | **154** | 251 | 258 | **509** | 210 | 283 | **493** | 94 | 109 | **203** |
| 38 | 873 | 5 | 18 | **23** | 161 | 249 | **410** | 11 | 28 | **39** | 141 | 233 | **374** | 126 | 202 | **328** | 58 | 60 | **118** |
| 39 | 823 | 15 | 22 | **37** | 189 | 177 | **366** | 19 | 22 | **41** | 125 | 120 | **245** | 155 | 228 | **383** | 74 | 79 | **153** |
| 40 | 1,252 | 14 | 39 | **53** | 244 | 365 | **609** | 25 | 47 | **72** | 163 | 225 | **388** | 177 | 365 | **542** | 71 | 85 | **156** |
| 41 | 980 | 17 | 42 | **59** | 193 | 297 | **490** | 25 | 56 | **81** | 137 | 205 | **342** | 113 | 212 | **325** | 42 | 68 | **110** |
| 42 | 1,203 | 21 | 58 | **79** | 185 | 285 | **470** | 37 | 96 | **133** | 136 | 258 | **394** | 150 | 328 | **478** | 62 | 120 | **182** |
| 43 | 527 | 4 | 7 | **11** | 122 | 149 | **271** | 19 | 31 | **50** | 87 | 146 | **233** | 56 | 109 | **165** | 25 | 31 | **56** |
| 44 | 1,576 | 15 | 20 | **35** | 368 | 376 | **744** | 24 | 33 | **57** | 328 | 380 | **708** | 230 | 311 | **541** | 109 | 103 | **212** |
| 45 | 1,039 | 14 | 24 | **38** | 190 | 284 | **474** | 16 | 32 | **48** | 133 | 221 | **354** | 125 | 245 | **370** | 73 | 97 | **170** |
| 46 | 1,681 | 24 | 46 | **70** | 454 | 393 | **847** | 39 | 73 | **112** | 325 | 273 | **598** | 339 | 362 | **701** | 117 | 89 | **206** |
| | **42,480** | **568** | **1,511** | **2,079** | **7,362** | **11,638** | **19,000** | **993** | **2,474** | **3,467** | **5,733** | **9,290** | **15,023** | **5,541** | **10,918** | **16,459** | **2,524** | **3,523** | **6,047** |

| | POLL BOOK TOTALS | Doug Dern | | | Elizabeth T. Clement | | | Kerry Lee Morgan | | | Kurtis T. Wilder | | | Megan Kathleen Cavanagh | | | Samuel Bagenstos | | |
|---|---|---|---|---|---|---|---|---|---|---|---|---|---|---|---|---|---|---|---|
| | | AV | Elec Day | TOTAL | AV | Elec Day | TOTAL | AV | Elec Day | TOTAL | AV | Elec Day | TOTAL | AV | Elec Day | TOTAL | AV | Elec Day | TOTAL |
| EASTPOINTE | | | | | | | | | | | | | | | | | | | |
| 01 | 712 | 4 | 26 | **30** | 57 | 210 | **267** | 5 | 47 | **52** | 42 | 159 | **201** | 63 | 234 | **297** | 38 | 97 | **135** |
| 02 | 1,140 | 15 | 46 | **61** | 129 | 334 | **463** | 28 | 87 | **115** | 87 | 248 | **335** | 129 | 385 | **514** | 63 | 154 | **217** |
| 03 | 1,054 | 10 | 59 | **69** | 118 | 357 | **475** | 13 | 84 | **97** | 87 | 227 | **314** | 100 | 384 | **484** | 37 | 115 | **152** |

| | | Doug Dern | | | Elizabeth T. Clement | | | Kerry Lee Morgan | | | Kurtis T. Wilder | | | Megan Kathleen Cavanagh | | | Samuel Bagenstos | | |
|---|---|---|---|---|---|---|---|---|---|---|---|---|---|---|---|---|---|---|---|
| | POLL BOOK TOTALS | AV | Elec Day | TOTAL | AV | Elec Day | TOTAL | AV | Elec Day | TOTAL | AV | Elec Day | TOTAL | AV | Elec Day | TOTAL | AV | Elec Day | TOTAL |
| 04 | 987 | 21 | 52 | **73** | 126 | 301 | **427** | 23 | 71 | **94** | 84 | 212 | **296** | 114 | 281 | **395** | 56 | 100 | **156** |
| 05 | 1,020 | 9 | 59 | **68** | 104 | 304 | **408** | 13 | 120 | **133** | 82 | 253 | **335** | 70 | 343 | **413** | 28 | 109 | **137** |
| 06 | 1,049 | 5 | 28 | **33** | 102 | 307 | **409** | 26 | 105 | **131** | 71 | 290 | **361** | 112 | 319 | **431** | 45 | 108 | **153** |
| 07 | 923 | 2 | 35 | **37** | 77 | 249 | **326** | 10 | 72 | **82** | 52 | 189 | **241** | 98 | 359 | **457** | 63 | 147 | **210** |
| 08 | 1,173 | 17 | 54 | **71** | 114 | 288 | **402** | 37 | 100 | **137** | 72 | 213 | **285** | 170 | 413 | **583** | 91 | 198 | **289** |
| 09 | 814 | 15 | 37 | **52** | 83 | 242 | **325** | 15 | 69 | **84** | 52 | 170 | **222** | 103 | 282 | **385** | 49 | 115 | **164** |
| 10 | 782 | 6 | 47 | **53** | 59 | 273 | **332** | 12 | 71 | **83** | 40 | 230 | **270** | 61 | 227 | **288** | 24 | 70 | **94** |
| 11 | 935 | 13 | 44 | **57** | 70 | 252 | **322** | 12 | 91 | **103** | 65 | 229 | **294** | 102 | 335 | **437** | 43 | 138 | **181** |
| 12 | 1,384 | 8 | 39 | **47** | 154 | 374 | **528** | 38 | 119 | **157** | 145 | 373 | **518** | 173 | 386 | **559** | 79 | 161 | **240** |
| 13 | 471 | 7 | 7 | **14** | 61 | 103 | **164** | 14 | 21 | **35** | 60 | 108 | **168** | 85 | 141 | **226** | 43 | 49 | **92** |
| 14 | 979 | 12 | 39 | **51** | 138 | 228 | **366** | 33 | 85 | **118** | 96 | 193 | **289** | 155 | 295 | **450** | 86 | 112 | **198** |
| | **13,423** | **144** | **572** | **716** | **1,392** | **3,822** | **5,214** | **279** | **1,142** | **1,421** | **1,035** | **3,094** | **4,129** | **1,535** | **4,384** | **5,919** | **745** | **1,673** | **2,418** |

## FRASER

| | | Doug Dern | | | Elizabeth T. Clement | | | Kerry Lee Morgan | | | Kurtis T. Wilder | | | Megan Kathleen Cavanagh | | | Samuel Bagenstos | | |
|---|---|---|---|---|---|---|---|---|---|---|---|---|---|---|---|---|---|---|---|
| | POLL BOOK TOTALS | AV | Elec Day | TOTAL | AV | Elec Day | TOTAL | AV | Elec Day | TOTAL | AV | Elec Day | TOTAL | AV | Elec Day | TOTAL | AV | Elec Day | TOTAL |
| 01 | 719 | 9 | 41 | **50** | 73 | 237 | **310** | 12 | 31 | **43** | 48 | 139 | **187** | 80 | 261 | **341** | 28 | 49 | **77** |
| 02 | 1,148 | 15 | 67 | **82** | 185 | 371 | **556** | 14 | 61 | **75** | 144 | 281 | **425** | 112 | 271 | **383** | 39 | 80 | **119** |
| 03 | 1,340 | 21 | 67 | **88** | 187 | 358 | **545** | 28 | 94 | **122** | 152 | 306 | **458** | 133 | 340 | **473** | 47 | 109 | **156** |
| 04 | 1,059 | 8 | 19 | **27** | 126 | 287 | **413** | 22 | 98 | **120** | 95 | 275 | **370** | 90 | 308 | **398** | 26 | 100 | **126** |
| 05 | 417 | 4 | 20 | **24** | 56 | 118 | **174** | 4 | 15 | **19** | 42 | 102 | **144** | 54 | 111 | **165** | 21 | 54 | **75** |
| 06 | 1,282 | 10 | 36 | **46** | 178 | 375 | **553** | 17 | 47 | **64** | 131 | 265 | **396** | 123 | 370 | **493** | 56 | 140 | **196** |
| 07 | 724 | 8 | 22 | **30** | 119 | 230 | **349** | 13 | 45 | **58** | 75 | 139 | **214** | 82 | 233 | **315** | 24 | 48 | **72** |
| | **6,689** | **75** | **272** | **347** | **924** | **1,976** | **2,900** | **110** | **391** | **501** | **687** | **1,507** | **2,194** | **674** | **1,894** | **2,568** | **241** | **580** | **821** |

## GROSSE POINTE SHORES

| | | Doug Dern | | | Elizabeth T. Clement | | | Kerry Lee Morgan | | | Kurtis T. Wilder | | | Megan Kathleen Cavanagh | | | Samuel Bagenstos | | |
|---|---|---|---|---|---|---|---|---|---|---|---|---|---|---|---|---|---|---|---|
| | POLL BOOK TOTALS | AV | Elec Day | TOTAL | AV | Elec Day | TOTAL | AV | Elec Day | TOTAL | AV | Elec Day | TOTAL | AV | Elec Day | TOTAL | AV | Elec Day | TOTAL |
| 03 | 56 | N/A | 1 | **1** | N/A | 25 | **25** | N/A | 2 | **2** | N/A | 31 | **31** | N/A | 17 | **17** | N/A | 8 | **8** |
| | **56** | N/A | **1** | **1** | N/A | **25** | **25** | N/A | **2** | **2** | N/A | **31** | **31** | N/A | **17** | **17** | N/A | **8** | **8** |

## HARRISON TOWNSHIP

| | | Doug Dern | | | Elizabeth T. Clement | | | Kerry Lee Morgan | | | Kurtis T. Wilder | | | Megan Kathleen Cavanagh | | | Samuel Bagenstos | | |
|---|---|---|---|---|---|---|---|---|---|---|---|---|---|---|---|---|---|---|---|
| | POLL BOOK TOTALS | AV | Elec Day | TOTAL | AV | Elec Day | TOTAL | AV | Elec Day | TOTAL | AV | Elec Day | TOTAL | AV | Elec Day | TOTAL | AV | Elec Day | TOTAL |
| 01 | 1,181 | 25 | 60 | **85** | 249 | 356 | **605** | 22 | 77 | **99** | 191 | 236 | **427** | 126 | 270 | **396** | 61 | 85 | **146** |
| 02 | 1,342 | 32 | 56 | **88** | 226 | 342 | **568** | 56 | 79 | **135** | 169 | 280 | **449** | 175 | 291 | **466** | 88 | 101 | **189** |
| 03 | 1,191 | 19 | 23 | **42** | 205 | 261 | **466** | 37 | 89 | **126** | 176 | 278 | **454** | 169 | 248 | **417** | 81 | 90 | **171** |
| 04 | 1,376 | 10 | 34 | **44** | 253 | 335 | **588** | 31 | 40 | **71** | 219 | 333 | **552** | 192 | 342 | **534** | 69 | 122 | **191** |
| 05 | 1,310 | 28 | 35 | **63** | 311 | 300 | **611** | 32 | 28 | **60** | 249 | 206 | **455** | 198 | 286 | **484** | 86 | 83 | **169** |

| | | | | | | | | | | | | | | | | | | | |
|---|---|---|---|---|---|---|---|---|---|---|---|---|---|---|---|---|---|---|---|
| 06 | 1,343 | 23 | 48 | **71** | 268 | 424 | **692** | 18 | 56 | **74** | 191 | 278 | **469** | 191 | 358 | **549** | 66 | 80 | **146** |
| 07 | 1,292 | 35 | 58 | **93** | 300 | 347 | **647** | 45 | 45 | **90** | 223 | 235 | **458** | 159 | 233 | **392** | 93 | 79 | **172** |
| 08 | 935 | 14 | 40 | **54** | 139 | 252 | **391** | 26 | 70 | **96** | 103 | 223 | **326** | 127 | 226 | **353** | 62 | 75 | **137** |
| 09 | 1,199 | 18 | 15 | **33** | 268 | 260 | **528** | 55 | 82 | **137** | 252 | 256 | **508** | 129 | 245 | **374** | 54 | 57 | **111** |
| 10 | 1,067 | 7 | 25 | **32** | 184 | 278 | **462** | 23 | 24 | **47** | 155 | 291 | **446** | 142 | 275 | **417** | 67 | 74 | **141** |
| | **12,236** | **211** | **394** | **605** | **2,403** | **3,155** | **5,558** | **345** | **590** | **935** | **1,928** | **2,616** | **4,544** | **1,608** | **2,774** | **4,382** | **727** | **846** | **1,573** |

| | POLL BOOK TOTALS | Doug **Dern** | | | Elizabeth T. **Clement** | | | Kerry Lee **Morgan** | | | Kurtis T. **Wilder** | | | Megan Kathleen **Cavanagh** | | | Samuel **Bagenstos** | | |
|---|---|---|---|---|---|---|---|---|---|---|---|---|---|---|---|---|---|---|---|
| | | AV | Elec Day | TOTAL | AV | Elec Day | TOTAL | AV | Elec Day | TOTAL | AV | Elec Day | TOTAL | AV | Elec Day | TOTAL | AV | Elec Day | TOTAL |
| **LENOX TOWNSHIP** | | | | | | | | | | | | | | | | | | | |
| 01 | 817 | 6 | 36 | **42** | 145 | 215 | **360** | 13 | 48 | **61** | 114 | 181 | **295** | 82 | 216 | **298** | 49 | 60 | **109** |
| 02 | 1,172 | 24 | 47 | **71** | 173 | 410 | **583** | 26 | 48 | **74** | 118 | 301 | **419** | 123 | 332 | **455** | 36 | 67 | **103** |
| 03 | 1,136 | 6 | 65 | **71** | 110 | 413 | **523** | 17 | 86 | **103** | 93 | 301 | **394** | 96 | 299 | **395** | 44 | 96 | **140** |
| 04 | 536 | 2 | 42 | **44** | 26 | 174 | **200** | 10 | 66 | **76** | 21 | 174 | **195** | 19 | 171 | **190** | 7 | 55 | **62** |
| | **3,661** | **38** | **190** | **228** | **454** | **1,212** | **1,666** | **66** | **248** | **314** | **346** | **957** | **1,303** | **320** | **1,018** | **1,338** | **136** | **278** | **414** |

| | POLL BOOK TOTALS | Doug **Dern** | | | Elizabeth T. **Clement** | | | Kerry Lee **Morgan** | | | Kurtis T. **Wilder** | | | Megan Kathleen **Cavanagh** | | | Samuel **Bagenstos** | | |
|---|---|---|---|---|---|---|---|---|---|---|---|---|---|---|---|---|---|---|---|
| | | AV | Elec Day | TOTAL | AV | Elec Day | TOTAL | AV | Elec Day | TOTAL | AV | Elec Day | TOTAL | AV | Elec Day | TOTAL | AV | Elec Day | TOTAL |
| **MACOMB TOWNSHIP** | | | | | | | | | | | | | | | | | | | |
| 01 | 968 | 8 | 15 | **23** | 168 | 233 | **401** | 36 | 64 | **100** | 152 | 256 | **408** | 89 | 200 | **289** | 53 | 46 | **99** |
| 02 | 1,079 | 13 | 32 | **45** | 169 | 288 | **457** | 20 | 38 | **58** | 142 | 291 | **433** | 128 | 256 | **384** | 62 | 77 | **139** |
| 03 | 1,137 | 5 | 37 | **42** | 135 | 422 | **557** | 6 | 43 | **49** | 110 | 286 | **396** | 77 | 349 | **426** | 52 | 121 | **173** |
| 04 | 1,071 | 13 | 56 | **69** | 166 | 367 | **533** | 16 | 54 | **70** | 113 | 234 | **347** | 121 | 350 | **471** | 45 | 56 | **101** |
| 05 | 1,397 | 23 | 76 | **99** | 215 | 516 | **731** | 32 | 75 | **107** | 168 | 401 | **569** | 113 | 274 | **387** | 46 | 107 | **153** |
| 06 | 978 | 28 | 29 | **57** | 212 | 232 | **444** | 31 | 42 | **73** | 184 | 201 | **385** | 142 | 174 | **316** | 59 | 62 | **121** |
| 07 | 994 | 9 | 16 | **25** | 174 | 257 | **431** | 25 | 68 | **93** | 140 | 244 | **384** | 100 | 241 | **341** | 47 | 82 | **129** |
| 08 | 1,008 | 14 | 16 | **30** | 172 | 253 | **425** | 28 | 24 | **52** | 160 | 251 | **411** | 144 | 227 | **371** | 76 | 81 | **157** |
| 09 | 772 | 12 | 17 | **29** | 121 | 219 | **340** | 18 | 32 | **50** | 87 | 152 | **239** | 95 | 210 | **305** | 48 | 72 | **120** |
| 10 | 906 | 5 | 46 | **51** | 116 | 344 | **460** | 7 | 47 | **54** | 72 | 197 | **269** | 99 | 316 | **415** | 36 | 69 | **105** |
| 11 | 1,319 | 18 | 59 | **77** | 180 | 530 | **710** | 25 | 68 | **93** | 150 | 343 | **493** | 95 | 292 | **387** | 39 | 93 | **132** |
| 12 | 1,240 | 18 | 59 | **77** | 222 | 331 | **553** | 33 | 61 | **94** | 171 | 322 | **493** | 159 | 255 | **414** | 83 | 80 | **163** |
| 13 | 1,162 | 9 | 20 | **29** | 131 | 352 | **483** | 22 | 82 | **104** | 129 | 344 | **473** | 75 | 299 | **374** | 45 | 104 | **149** |
| 14 | 1,267 | 11 | 16 | **27** | 190 | 368 | **558** | 17 | 41 | **58** | 188 | 347 | **535** | 149 | 308 | **457** | 70 | 96 | **166** |
| 15 | 1,282 | 22 | 28 | **50** | 308 | 298 | **606** | 35 | 45 | **80** | 233 | 211 | **444** | 199 | 245 | **444** | 79 | 80 | **159** |
| 16 | 1,565 | 12 | 51 | **63** | 216 | 564 | **780** | 18 | 52 | **70** | 133 | 318 | **451** | 168 | 488 | **656** | 71 | 79 | **150** |
| 17 | 1,487 | 18 | 72 | **90** | 217 | 563 | **780** | 19 | 75 | **94** | 165 | 409 | **574** | 114 | 326 | **440** | 52 | 116 | **168** |
| 18 | 867 | 12 | 45 | **57** | 150 | 216 | **366** | 15 | 72 | **87** | 113 | 198 | **311** | 102 | 225 | **327** | 46 | 76 | **122** |
| 19 | 621 | 4 | 18 | **22** | 63 | 169 | **232** | 15 | 57 | **72** | 54 | 166 | **220** | 47 | 188 | **235** | 24 | 64 | **88** |

| | | | | | | | | | | | | | | | | | | | | |
|---|---|---|---|---|---|---|---|---|---|---|---|---|---|---|---|---|---|---|---|---|
| 20 | 1,146 | 9 | 31 | **40** | 143 | 325 | **468** | 11 | 33 | **44** | 131 | 360 | **491** | 108 | 275 | **383** | 55 | 119 | **174** |
| 21 | 1,466 | 16 | 32 | **48** | 311 | 355 | **666** | 23 | 34 | **57** | 234 | 246 | **480** | 200 | 357 | **557** | 98 | 112 | **210** |
| 22 | 1,234 | 19 | 43 | **62** | 325 | 319 | **644** | 26 | 49 | **75** | 200 | 209 | **409** | 230 | 251 | **481** | 75 | 72 | **147** |
| 23 | 1,086 | 27 | 32 | **59** | 367 | 243 | **610** | 44 | 23 | **67** | 269 | 165 | **434** | 162 | 153 | **315** | 59 | 49 | **108** |
| 24 | 1,063 | 26 | 27 | **53** | 356 | 174 | **530** | 50 | 24 | **74** | 283 | 155 | **438** | 195 | 158 | **353** | 75 | 33 | **108** |
| 25 | 938 | 3 | 23 | **26** | 92 | 291 | **383** | 18 | 76 | **94** | 84 | 288 | **372** | 48 | 233 | **281** | 18 | 87 | **105** |
| 26 | 832 | 3 | 21 | **24** | 120 | 253 | **373** | 12 | 24 | **36** | 109 | 233 | **342** | 64 | 215 | **279** | 25 | 90 | **115** |
| 27 | 1,436 | 11 | 57 | **68** | 209 | 452 | **661** | 19 | 65 | **84** | 145 | 300 | **445** | 168 | 373 | **541** | 73 | 156 | **229** |
| 28 | 905 | 13 | 27 | **40** | 111 | 331 | **442** | 7 | 36 | **43** | 85 | 233 | **318** | 70 | 281 | **351** | 26 | 58 | **84** |
| 29 | 1,044 | 8 | 46 | **54** | 110 | 423 | **533** | 15 | 63 | **78** | 85 | 287 | **372** | 66 | 247 | **313** | 21 | 93 | **114** |
| 30 | 1,135 | 14 | 59 | **73** | 166 | 356 | **522** | 23 | 64 | **87** | 151 | 323 | **474** | 92 | 265 | **357** | 49 | 65 | **114** |
| 31 | 804 | 8 | 9 | **17** | 158 | 213 | **371** | 20 | 53 | **73** | 122 | 248 | **370** | 71 | 172 | **243** | 17 | 56 | **73** |
| 32 | 1,091 | 6 | 27 | **33** | 145 | 318 | **463** | 9 | 33 | **42** | 130 | 333 | **463** | 84 | 260 | **344** | 42 | 100 | **142** |
| 33 | 815 | 7 | 22 | **29** | 162 | 212 | **374** | 15 | 33 | **48** | 125 | 140 | **265** | 94 | 220 | **314** | 46 | 76 | **122** |
| 34 | 1,039 | 7 | 39 | **46** | 113 | 432 | **545** | 6 | 37 | **43** | 61 | 285 | **346** | 95 | 342 | **437** | 35 | 65 | **100** |
| 35 | 1,143 | 16 | 63 | **79** | 117 | 482 | **599** | 15 | 58 | **73** | 106 | 321 | **427** | 62 | 269 | **331** | 24 | 123 | **147** |
| 36 | 938 | 10 | 66 | **76** | 111 | 312 | **423** | 13 | 55 | **68** | 80 | 296 | **376** | 65 | 246 | **311** | 38 | 57 | **95** |
| 37 | 800 | 8 | 16 | **24** | 146 | 186 | **332** | 25 | 55 | **80** | 127 | 206 | **333** | 104 | 163 | **267** | 52 | 42 | **94** |
| | **40,035** | **465** | **1,348** | **1,813** | **6,587** | **12,199** | **18,786** | **769** | **1,855** | **2,624** | **5,191** | **9,799** | **14,990** | **4,194** | **9,703** | **13,897** | **1,861** | **3,014** | **4,875** |

| POLL BOOK TOTALS | Doug Dern | | | Elizabeth T. Clement | | | Kerry Lee Morgan | | | Kurtis T. Wilder | | | Megan Kathleen Cavanagh | | | Samuel Bagenstos | | |
|---|---|---|---|---|---|---|---|---|---|---|---|---|---|---|---|---|---|---|
| | AV | Elec Day | TOTAL | AV | Elec Day | TOTAL | AV | Elec Day | TOTAL | AV | Elec Day | TOTAL | AV | Elec Day | TOTAL | AV | Elec Day | TOTAL |
| **MEMPHIS** | | | | | | | | | | | | | | | | | | |
| 01 | 308 | N/A | 32 | **32** | N/A | 144 | **144** | N/A | 33 | **33** | N/A | 119 | **119** | N/A | 82 | **82** | N/A | 22 | **22** |
| | **308** | N/A | **32** | **32** | N/A | **144** | **144** | N/A | **33** | **33** | N/A | **119** | **119** | N/A | **82** | **82** | N/A | **22** | **22** |

| POLL BOOK TOTALS | Doug Dern | | | Elizabeth T. Clement | | | Kerry Lee Morgan | | | Kurtis T. Wilder | | | Megan Kathleen Cavanagh | | | Samuel Bagenstos | | |
|---|---|---|---|---|---|---|---|---|---|---|---|---|---|---|---|---|---|---|
| | AV | Elec Day | TOTAL | AV | Elec Day | TOTAL | AV | Elec Day | TOTAL | AV | Elec Day | TOTAL | AV | Elec Day | TOTAL | AV | Elec Day | TOTAL |
| **MOUNT CLEMENS** | | | | | | | | | | | | | | | | | | |
| 01 | 639 | 4 | 20 | **24** | 51 | 145 | **196** | 11 | 49 | **60** | 29 | 123 | **152** | 89 | 243 | **332** | 51 | 129 | **180** |
| 02 | 911 | 2 | 18 | **20** | 85 | 274 | **359** | 12 | 63 | **75** | 68 | 243 | **311** | 86 | 273 | **359** | 55 | 123 | **178** |
| 03 | 1,356 | 11 | 41 | **52** | 124 | 465 | **589** | 15 | 83 | **98** | 89 | 386 | **475** | 119 | 468 | **587** | 61 | 174 | **235** |
| 04 | 611 | 9 | 22 | **31** | 66 | 216 | **282** | 12 | 35 | **47** | 29 | 139 | **168** | 70 | 203 | **273** | 37 | 83 | **120** |
| 05 | 612 | 11 | 26 | **37** | 83 | 165 | **248** | 26 | 46 | **72** | 55 | 90 | **145** | 100 | 185 | **285** | 39 | 80 | **119** |
| 06 | 721 | 7 | 32 | **39** | 62 | 238 | **300** | 15 | 60 | **75** | 38 | 170 | **208** | 54 | 255 | **309** | 36 | 98 | **134** |
| 09 | 1,081 | 16 | 53 | **69** | 156 | 278 | **434** | 15 | 78 | **93** | 103 | 243 | **346** | 131 | 297 | **428** | 67 | 114 | **181** |
| | **5,931** | **60** | **212** | **272** | **627** | **1,781** | **2,408** | **106** | **414** | **520** | **411** | **1,394** | **1,805** | **649** | **1,924** | **2,573** | **346** | **801** | **1,147** |

Doug Dern | Elizabeth T. Clement | Kerry Lee Morgan | Kurtis T. Wilder | Megan Kathleen Cavanagh | Samuel Bagenstos

| | POLL BOOK TOTALS | Doug Dern AV | Doug Dern Elec Day | Doug Dern TOTAL | Elizabeth T. Clement AV | Elizabeth T. Clement Elec Day | Elizabeth T. Clement TOTAL | Kerry Lee Morgan AV | Kerry Lee Morgan Elec Day | Kerry Lee Morgan TOTAL | Kurtis T. Wilder AV | Kurtis T. Wilder Elec Day | Kurtis T. Wilder TOTAL | Megan Kathleen Cavanagh AV | Megan Kathleen Cavanagh Elec Day | Megan Kathleen Cavanagh TOTAL | Samuel Bagenstos AV | Samuel Bagenstos Elec Day | Samuel Bagenstos TOTAL |
|---|---|---|---|---|---|---|---|---|---|---|---|---|---|---|---|---|---|---|---|
| **NEW BALTIMORE** | | | | | | | | | | | | | | | | | | | |
| 01 | 850 | 6 | 15 | **21** | 87 | 267 | **354** | 25 | 66 | **91** | 95 | 255 | **350** | 68 | 227 | **295** | 40 | 73 | **113** |
| 02 | 682 | 9 | 24 | **33** | 70 | 202 | **272** | 14 | 25 | **39** | 73 | 220 | **293** | 66 | 194 | **260** | 29 | 68 | **97** |
| 03 | 1,567 | 15 | 69 | **84** | 183 | 482 | **665** | 22 | 70 | **92** | 117 | 386 | **503** | 132 | 468 | **600** | 52 | 160 | **212** |
| 04 | 1,265 | 16 | 49 | **65** | 198 | 411 | **609** | 27 | 60 | **87** | 143 | 258 | **401** | 140 | 387 | **527** | 44 | 85 | **129** |
| 05 | 1,217 | 21 | 65 | **86** | 145 | 462 | **607** | 25 | 79 | **104** | 112 | 309 | **421** | 92 | 308 | **400** | 49 | 95 | **144** |
| | **5,581** | **67** | **222** | **289** | **683** | **1,824** | **2,507** | **113** | **300** | **413** | **540** | **1,428** | **1,968** | **498** | **1,584** | **2,082** | **214** | **481** | **695** |

| | POLL BOOK TOTALS | Doug Dern AV | Doug Dern Elec Day | Doug Dern TOTAL | Elizabeth T. Clement AV | Elizabeth T. Clement Elec Day | Elizabeth T. Clement TOTAL | Kerry Lee Morgan AV | Kerry Lee Morgan Elec Day | Kerry Lee Morgan TOTAL | Kurtis T. Wilder AV | Kurtis T. Wilder Elec Day | Kurtis T. Wilder TOTAL | Megan Kathleen Cavanagh AV | Megan Kathleen Cavanagh Elec Day | Megan Kathleen Cavanagh TOTAL | Samuel Bagenstos AV | Samuel Bagenstos Elec Day | Samuel Bagenstos TOTAL |
|---|---|---|---|---|---|---|---|---|---|---|---|---|---|---|---|---|---|---|---|
| **RAY TOWNSHIP** | | | | | | | | | | | | | | | | | | | |
| 01 | 830 | 5 | 32 | **37** | 143 | 210 | **353** | 13 | 29 | **42** | 122 | 258 | **380** | 61 | 177 | **238** | 24 | 67 | **91** |
| 02 | 1,115 | 12 | 48 | **60** | 193 | 329 | **522** | 16 | 47 | **63** | 144 | 255 | **399** | 104 | 287 | **391** | 43 | 88 | **131** |
| | **1,945** | **17** | **80** | **97** | **336** | **539** | **875** | **29** | **76** | **105** | **266** | **513** | **779** | **165** | **464** | **629** | **67** | **155** | **222** |

| | POLL BOOK TOTALS | Doug Dern AV | Doug Dern Elec Day | Doug Dern TOTAL | Elizabeth T. Clement AV | Elizabeth T. Clement Elec Day | Elizabeth T. Clement TOTAL | Kerry Lee Morgan AV | Kerry Lee Morgan Elec Day | Kerry Lee Morgan TOTAL | Kurtis T. Wilder AV | Kurtis T. Wilder Elec Day | Kurtis T. Wilder TOTAL | Megan Kathleen Cavanagh AV | Megan Kathleen Cavanagh Elec Day | Megan Kathleen Cavanagh TOTAL | Samuel Bagenstos AV | Samuel Bagenstos Elec Day | Samuel Bagenstos TOTAL |
|---|---|---|---|---|---|---|---|---|---|---|---|---|---|---|---|---|---|---|---|
| **RICHMOND CITY** | | | | | | | | | | | | | | | | | | | |
| 01 | 1,407 | 28 | 97 | **125** | 208 | 380 | **588** | 46 | 88 | **134** | 181 | 378 | **559** | 128 | 335 | **463** | 56 | 92 | **148** |
| 02 | 1,204 | 17 | 43 | **60** | 146 | 324 | **470** | 37 | 111 | **148** | 126 | 346 | **472** | 96 | 313 | **409** | 45 | 95 | **140** |
| | **2,611** | **45** | **140** | **185** | **354** | **704** | **1,058** | **83** | **199** | **282** | **307** | **724** | **1,031** | **224** | **648** | **872** | **101** | **187** | **288** |

| | POLL BOOK TOTALS | Doug Dern AV | Doug Dern Elec Day | Doug Dern TOTAL | Elizabeth T. Clement AV | Elizabeth T. Clement Elec Day | Elizabeth T. Clement TOTAL | Kerry Lee Morgan AV | Kerry Lee Morgan Elec Day | Kerry Lee Morgan TOTAL | Kurtis T. Wilder AV | Kurtis T. Wilder Elec Day | Kurtis T. Wilder TOTAL | Megan Kathleen Cavanagh AV | Megan Kathleen Cavanagh Elec Day | Megan Kathleen Cavanagh TOTAL | Samuel Bagenstos AV | Samuel Bagenstos Elec Day | Samuel Bagenstos TOTAL |
|---|---|---|---|---|---|---|---|---|---|---|---|---|---|---|---|---|---|---|---|
| **RICHMOND TOWNSHIP** | | | | | | | | | | | | | | | | | | | |
| 01 | 804 | N/A | 45 | **45** | N/A | 363 | **363** | N/A | 48 | **48** | N/A | 293 | **293** | N/A | 283 | **283** | N/A | 60 | **60** |
| 02 | 947 | N/A | 81 | **81** | N/A | 458 | **458** | N/A | 63 | **63** | N/A | 366 | **366** | N/A | 244 | **244** | N/A | 71 | **71** |
| | **1,751** | N/A | **126** | **126** | N/A | **821** | **821** | N/A | **111** | **111** | N/A | **659** | **659** | N/A | **527** | **527** | N/A | **131** | **131** |

| | POLL BOOK TOTALS | Doug Dern AV | Doug Dern Elec Day | Doug Dern TOTAL | Elizabeth T. Clement AV | Elizabeth T. Clement Elec Day | Elizabeth T. Clement TOTAL | Kerry Lee Morgan AV | Kerry Lee Morgan Elec Day | Kerry Lee Morgan TOTAL | Kurtis T. Wilder AV | Kurtis T. Wilder Elec Day | Kurtis T. Wilder TOTAL | Megan Kathleen Cavanagh AV | Megan Kathleen Cavanagh Elec Day | Megan Kathleen Cavanagh TOTAL | Samuel Bagenstos AV | Samuel Bagenstos Elec Day | Samuel Bagenstos TOTAL |
|---|---|---|---|---|---|---|---|---|---|---|---|---|---|---|---|---|---|---|---|
| **ROSEVILLE** | | | | | | | | | | | | | | | | | | | |
| 01 | 1,170 | 11 | 43 | **54** | 118 | 365 | **483** | 19 | 73 | **92** | 109 | 358 | **467** | 106 | 385 | **491** | 44 | 120 | **164** |
| 02 | 1,605 | 18 | 68 | **86** | 176 | 504 | **680** | 24 | 116 | **140** | 140 | 328 | **468** | 157 | 515 | **672** | 69 | 171 | **240** |
| 03 | 1,072 | 14 | 46 | **60** | 130 | 347 | **477** | 21 | 100 | **121** | 67 | 221 | **288** | 115 | 377 | **492** | 38 | 94 | **132** |
| 04 | 673 | 4 | 34 | **38** | 86 | 216 | **302** | 7 | 42 | **49** | 57 | 157 | **214** | 78 | 198 | **276** | 33 | 75 | **108** |
| 05 | 1,141 | 10 | 58 | **68** | 125 | 331 | **456** | 31 | 99 | **130** | 89 | 319 | **408** | 108 | 350 | **458** | 45 | 110 | **155** |

| | | | | | | | | | | | | | | | | | | | |
|---|---|---|---|---|---|---|---|---|---|---|---|---|---|---|---|---|---|---|---|
| 06 | 1,511 | 13 | 42 | **55** | 183 | 427 | **610** | 37 | 153 | **190** | 147 | 402 | **549** | 115 | 502 | **617** | 48 | 137 | **185** |
| 07 | 1,546 | 7 | 59 | **66** | 162 | 433 | **595** | 21 | 103 | **124** | 145 | 384 | **529** | 151 | 530 | **681** | 65 | 179 | **244** |
| 08 | 1,404 | 18 | 65 | **83** | 214 | 440 | **654** | 41 | 68 | **109** | 134 | 284 | **418** | 176 | 440 | **616** | 87 | 150 | **237** |
| 09 | 1,456 | 29 | 75 | **104** | 235 | 493 | **728** | 24 | 89 | **113** | 129 | 299 | **428** | 187 | 459 | **646** | 48 | 91 | **139** |
| 10 | 864 | 15 | 36 | **51** | 94 | 316 | **410** | 24 | 72 | **96** | 55 | 220 | **275** | 80 | 248 | **328** | 23 | 80 | **103** |
| 11 | 1,151 | 16 | 72 | **88** | 135 | 310 | **445** | 26 | 101 | **127** | 116 | 296 | **412** | 110 | 334 | **444** | 37 | 87 | **124** |
| 12 | 951 | 11 | 22 | **33** | 144 | 250 | **394** | 32 | 65 | **97** | 115 | 237 | **352** | 118 | 243 | **361** | 55 | 88 | **143** |
| 13 | 575 | 1 | 14 | **15** | 77 | 170 | **247** | 16 | 33 | **49** | 54 | 153 | **207** | 69 | 187 | **256** | 23 | 56 | **79** |
| 14 | 875 | 17 | 36 | **53** | 119 | 267 | **386** | 24 | 59 | **83** | 76 | 168 | **244** | 102 | 284 | **386** | 46 | 95 | **141** |
| 15 | 1,338 | 23 | 62 | **85** | 196 | 448 | **644** | 27 | 104 | **131** | 112 | 245 | **357** | 181 | 405 | **586** | 68 | 90 | **158** |
| | **17,332** | **207** | **732** | **939** | **2,194** | **5,317** | **7,511** | **374** | **1,277** | **1,651** | **1,545** | **4,071** | **5,616** | **1,853** | **5,457** | **7,310** | **729** | **1,623** | **2,352** |

| | POLL BOOK TOTALS | Doug Dern | | | Elizabeth T. Clement | | | Kerry Lee Morgan | | | Kurtis T. Wilder | | | Megan Kathleen Cavanagh | | | Samuel Bagenstos | | |
|---|---|---|---|---|---|---|---|---|---|---|---|---|---|---|---|---|---|---|---|
| | | AV | Elec Day | TOTAL | AV | Elec Day | TOTAL | AV | Elec Day | TOTAL | AV | Elec Day | TOTAL | AV | Elec Day | TOTAL | AV | Elec Day | TOTAL |
| **SHELBY TOWNSHIP** | | | | | | | | | | | | | | | | | | | |
| 01 | 1,740 | 36 | 83 | **119** | 308 | 405 | **713** | 48 | 92 | **140** | 282 | 388 | **670** | 189 | 333 | **522** | 83 | 116 | **199** |
| 02 | 1,457 | 16 | 45 | **61** | 230 | 389 | **619** | 56 | 118 | **174** | 223 | 410 | **633** | 150 | 347 | **497** | 63 | 111 | **174** |
| 03 | 720 | 3 | 23 | **26** | 70 | 226 | **296** | 8 | 24 | **32** | 67 | 236 | **303** | 58 | 188 | **246** | 17 | 61 | **78** |
| 04 | 1,187 | 19 | 34 | **53** | 244 | 322 | **566** | 29 | 47 | **76** | 204 | 232 | **436** | 120 | 297 | **417** | 64 | 109 | **173** |
| 05 | 842 | 9 | 23 | **32** | 160 | 275 | **435** | 11 | 47 | **58** | 112 | 166 | **278** | 125 | 208 | **333** | 41 | 65 | **106** |
| 06 | 968 | 9 | 66 | **75** | 91 | 369 | **460** | 13 | 83 | **96** | 75 | 272 | **347** | 50 | 275 | **325** | 26 | 94 | **120** |
| 07 | 1,197 | 21 | 50 | **71** | 243 | 302 | **545** | 28 | 68 | **96** | 204 | 276 | **480** | 143 | 244 | **387** | 74 | 72 | **146** |
| 08 | 636 | 8 | 11 | **19** | 107 | 180 | **287** | 18 | 53 | **71** | 95 | 191 | **286** | 65 | 143 | **208** | 32 | 47 | **79** |
| 09 | 803 | 5 | 35 | **40** | 65 | 276 | **341** | 8 | 47 | **55** | 56 | 245 | **301** | 48 | 255 | **303** | 22 | 89 | **111** |
| 10 | 965 | 12 | 41 | **53** | 164 | 269 | **433** | 12 | 32 | **44** | 116 | 193 | **309** | 124 | 260 | **384** | 66 | 84 | **150** |
| 11 | 1,267 | 24 | 64 | **88** | 186 | 407 | **593** | 20 | 66 | **86** | 123 | 270 | **393** | 161 | 371 | **532** | 46 | 85 | **131** |
| 12 | 879 | 24 | 25 | **49** | 152 | 280 | **432** | 14 | 31 | **45** | 132 | 211 | **343** | 79 | 175 | **254** | 30 | 72 | **102** |
| 13 | 680 | 9 | 34 | **43** | 139 | 176 | **315** | 19 | 38 | **57** | 118 | 175 | **293** | 68 | 116 | **184** | 27 | 46 | **73** |
| 14 | 1,391 | 17 | 25 | **42** | 195 | 375 | **570** | 40 | 120 | **160** | 178 | 385 | **563** | 132 | 322 | **454** | 63 | 91 | **154** |
| 15 | 1,393 | 18 | 35 | **53** | 224 | 379 | **603** | 14 | 39 | **53** | 210 | 384 | **594** | 160 | 334 | **494** | 90 | 123 | **213** |
| 16 | 1,798 | 25 | 46 | **71** | 390 | 514 | **904** | 38 | 53 | **91** | 278 | 368 | **646** | 243 | 371 | **614** | 133 | 146 | **279** |
| 17 | 1,487 | 16 | 56 | **72** | 202 | 497 | **699** | 20 | 58 | **78** | 150 | 329 | **479** | 151 | 441 | **592** | 51 | 115 | **166** |
| 18 | 1,084 | 21 | 54 | **75** | 237 | 335 | **572** | 28 | 55 | **83** | 153 | 244 | **397** | 137 | 207 | **344** | 56 | 47 | **103** |
| 19 | 984 | 20 | 50 | **70** | 181 | 256 | **437** | 24 | 65 | **89** | 166 | 219 | **385** | 78 | 237 | **315** | 34 | 78 | **112** |
| 20 | 772 | 10 | 15 | **25** | 135 | 222 | **357** | 29 | 69 | **98** | 108 | 212 | **320** | 79 | 177 | **256** | 47 | 53 | **100** |
| 21 | 739 | 3 | 24 | **27** | 35 | 268 | **303** | 2 | 55 | **57** | 27 | 247 | **274** | 45 | 264 | **309** | 18 | 81 | **99** |
| 22 | 1,810 | 26 | 45 | **71** | 418 | 472 | **890** | 41 | 53 | **94** | 318 | 381 | **699** | 292 | 403 | **695** | 140 | 167 | **307** |
| 23 | 1,595 | 35 | 54 | **89** | 342 | 478 | **820** | 23 | 68 | **91** | 250 | 315 | **565** | 188 | 413 | **601** | 71 | 83 | **154** |

| | | | | | | | | | | | | | | | | | | | |
|---|---|---|---|---|---|---|---|---|---|---|---|---|---|---|---|---|---|---|---|
| 24 | 1,861 | 32 | 59 | **91** | 448 | 569 | **1,017** | 35 | 79 | **114** | 345 | 427 | **772** | 211 | 295 | **506** | 112 | 81 | **193** |
| 25 | 1,344 | 30 | 59 | **89** | 288 | 332 | **620** | 32 | 59 | **91** | 258 | 313 | **571** | 139 | 300 | **439** | 66 | 91 | **157** |
| 26 | 1,172 | 13 | 25 | **38** | 255 | 225 | **480** | 68 | 79 | **147** | 236 | 246 | **482** | 189 | 235 | **424** | 68 | 72 | **140** |
| 27 | 1,326 | 17 | 30 | **47** | 217 | 381 | **598** | 21 | 37 | **58** | 186 | 372 | **558** | 154 | 335 | **489** | 65 | 121 | **186** |
| 28 | 1,403 | 17 | 26 | **43** | 401 | 295 | **696** | 34 | 35 | **69** | 278 | 203 | **481** | 307 | 285 | **592** | 135 | 110 | **245** |
| 29 | 859 | 8 | 22 | **30** | 145 | 268 | **413** | 14 | 28 | **42** | 97 | 214 | **311** | 84 | 255 | **339** | 30 | 66 | **96** |
| 30 | 1,063 | 20 | 46 | **66** | 202 | 335 | **537** | 24 | 48 | **72** | 150 | 223 | **373** | 114 | 189 | **303** | 69 | 72 | **141** |
| | **35,422** | **523** | **1,205** | **1,728** | **6,474** | **10,077** | **16,551** | **771** | **1,746** | **2,517** | **5,195** | **8,347** | **13,542** | **4,083** | **8,275** | **12,358** | **1,839** | **2,648** | **4,487** |
| | POLL BOOK TOTALS | Doug **Dern** | | | Elizabeth T. **Clement** | | | Kerry Lee **Morgan** | | | Kurtis T. **Wilder** | | | Megan Kathleen **Cavanagh** | | | Samuel **Bagenstos** | | |
| | | AV | Elec Day | TOTAL | AV | Elec Day | TOTAL | AV | Elec Day | TOTAL | AV | Elec Day | TOTAL | AV | Elec Day | TOTAL | AV | Elec Day | TOTAL |
| ST. CLAIR SHORES | | | | | | | | | | | | | | | | | | | |
| 01 | 1,882 | 33 | 57 | **90** | 439 | 500 | **939** | 45 | 65 | **110** | 299 | 365 | **664** | 299 | 395 | **694** | 156 | 165 | **321** |
| 02 | 1,666 | 43 | 78 | **121** | 311 | 346 | **657** | 57 | 108 | **165** | 236 | 310 | **546** | 289 | 401 | **690** | 134 | 119 | **253** |
| 03 | 1,600 | 15 | 43 | **58** | 191 | 460 | **651** | 40 | 119 | **159** | 161 | 411 | **572** | 181 | 461 | **642** | 90 | 200 | **290** |
| 04 | 1,569 | 17 | 42 | **59** | 242 | 400 | **642** | 23 | 63 | **86** | 207 | 393 | **600** | 235 | 423 | **658** | 100 | 172 | **272** |
| 05 | 1,452 | 14 | 47 | **61** | 150 | 446 | **596** | 15 | 76 | **91** | 111 | 303 | **414** | 152 | 489 | **641** | 96 | 188 | **284** |
| 06 | 1,434 | 24 | 53 | **77** | 193 | 420 | **613** | 20 | 80 | **100** | 155 | 270 | **425** | 174 | 462 | **636** | 81 | 164 | **245** |
| 07 | 912 | 15 | 51 | **66** | 112 | 290 | **402** | 16 | 58 | **74** | 85 | 184 | **269** | 87 | 252 | **339** | 49 | 108 | **157** |
| 08 | 1,303 | 24 | 64 | **88** | 192 | 339 | **531** | 30 | 91 | **121** | 153 | 293 | **446** | 167 | 330 | **497** | 86 | 111 | **197** |
| 09 | 842 | 7 | 18 | **25** | 137 | 195 | **332** | 30 | 76 | **106** | 113 | 205 | **318** | 103 | 206 | **309** | 48 | 63 | **111** |
| 10 | 1,587 | 14 | 48 | **62** | 208 | 425 | **633** | 19 | 57 | **76** | 183 | 431 | **614** | 183 | 477 | **660** | 74 | 171 | **245** |
| 11 | 664 | 7 | 24 | **31** | 97 | 170 | **267** | 12 | 24 | **36** | 67 | 128 | **195** | 84 | 208 | **292** | 45 | 84 | **129** |
| 12 | 1,585 | 24 | 48 | **72** | 295 | 441 | **736** | 16 | 55 | **71** | 199 | 297 | **496** | 253 | 444 | **697** | 112 | 114 | **226** |
| 13 | 1,896 | 29 | 74 | **103** | 395 | 520 | **915** | 36 | 67 | **103** | 305 | 396 | **701** | 270 | 394 | **664** | 131 | 140 | **271** |
| 14 | 637 | 7 | 27 | **34** | 87 | 170 | **257** | 14 | 45 | **59** | 66 | 161 | **227** | 83 | 182 | **265** | 41 | 55 | **96** |
| 15 | 1,565 | 7 | 36 | **43** | 206 | 368 | **574** | 47 | 126 | **173** | 192 | 387 | **579** | 189 | 412 | **601** | 99 | 139 | **238** |
| 16 | 1,466 | 22 | 33 | **55** | 217 | 350 | **567** | 15 | 49 | **64** | 205 | 373 | **578** | 170 | 395 | **565** | 93 | 162 | **255** |
| 17 | 1,641 | 27 | 55 | **82** | 313 | 459 | **772** | 29 | 67 | **96** | 212 | 315 | **527** | 230 | 464 | **694** | 117 | 171 | **288** |
| 18 | 1,291 | 16 | 49 | **65** | 217 | 380 | **597** | 28 | 32 | **60** | 155 | 245 | **400** | 197 | 386 | **583** | 72 | 93 | **165** |
| 19 | 1,063 | 24 | 33 | **57** | 179 | 328 | **507** | 26 | 52 | **78** | 160 | 209 | **369** | 121 | 227 | **348** | 49 | 74 | **123** |
| 20 | 760 | 25 | 26 | **51** | 133 | 196 | **329** | 18 | 45 | **63** | 119 | 164 | **283** | 108 | 176 | **284** | 35 | 53 | **88** |
| 21 | 1,195 | 7 | 29 | **36** | 169 | 285 | **454** | 41 | 78 | **119** | 168 | 291 | **459** | 134 | 350 | **484** | 58 | 132 | **190** |
| 22 | 959 | 9 | 25 | **34** | 129 | 241 | **370** | 13 | 34 | **47** | 126 | 288 | **414** | 108 | 237 | **345** | 58 | 73 | **131** |
| 23 | 1,279 | 12 | 46 | **58** | 200 | 339 | **539** | 20 | 60 | **80** | 160 | 240 | **400** | 165 | 384 | **549** | 71 | 140 | **211** |
| | **30,248** | **422** | **1,006** | **1,428** | **4,812** | **8,068** | **12,880** | **610** | **1,527** | **2,137** | **3,837** | **6,659** | **10,496** | **3,982** | **8,155** | **12,137** | **1,895** | **2,891** | **4,786** |
| | | Doug **Dern** | | | Elizabeth T. **Clement** | | | Kerry Lee **Morgan** | | | Kurtis T. **Wilder** | | | Megan Kathleen **Cavanagh** | | | Samuel **Bagenstos** | | |

| | POLL BOOK TOTALS | AV | Elec Day | TOTAL | AV | Elec Day | TOTAL | AV | Elec Day | TOTAL | AV | Elec Day | TOTAL | AV | Elec Day | TOTAL | AV | Elec Day | TOTAL |
|---|---|---|---|---|---|---|---|---|---|---|---|---|---|---|---|---|---|---|---|
| **STERLING HEIGHTS** | | | | | | | | | | | | | | | | | | | |
| 01 | 833 | 6 | 46 | **52** | 93 | 304 | **397** | 14 | 54 | **68** | 70 | 205 | **275** | 76 | 272 | **348** | 32 | 81 | **113** |
| 02 | 1,330 | 26 | 73 | **99** | 180 | 431 | **611** | 21 | 91 | **112** | 127 | 329 | **456** | 103 | 360 | **463** | 74 | 139 | **213** |
| 03 | 1,454 | 16 | 61 | **77** | 214 | 384 | **598** | 27 | 107 | **134** | 163 | 363 | **526** | 165 | 438 | **603** | 72 | 187 | **259** |
| 04 | 1,714 | 10 | 43 | **53** | 222 | 429 | **651** | 43 | 122 | **165** | 210 | 442 | **652** | 181 | 479 | **660** | 100 | 192 | **292** |
| 05 | 1,577 | 20 | 37 | **57** | 207 | 453 | **660** | 26 | 63 | **89** | 173 | 410 | **583** | 167 | 424 | **591** | 78 | 191 | **269** |
| 06 | 853 | 7 | 28 | **35** | 119 | 247 | **366** | 17 | 38 | **55** | 88 | 191 | **279** | 115 | 242 | **357** | 47 | 93 | **140** |
| 07 | 1,317 | 18 | 64 | **82** | 185 | 432 | **617** | 22 | 82 | **104** | 128 | 316 | **444** | 151 | 413 | **564** | 65 | 114 | **179** |
| 08 | 1,002 | 12 | 63 | **75** | 144 | 375 | **519** | 17 | 70 | **87** | 112 | 249 | **361** | 82 | 276 | **358** | 38 | 91 | **129** |
| 09 | 559 | 7 | 29 | **36** | 72 | 166 | **238** | 9 | 35 | **44** | 60 | 160 | **220** | 50 | 119 | **169** | 25 | 51 | **76** |
| 10 | 1,302 | 4 | 28 | **32** | 228 | 363 | **591** | 32 | 93 | **125** | 207 | 343 | **550** | 149 | 317 | **466** | 68 | 111 | **179** |
| 11 | 779 | 13 | 19 | **32** | 121 | 218 | **339** | 15 | 19 | **34** | 127 | 209 | **336** | 80 | 206 | **286** | 31 | 80 | **111** |
| 12 | 1,430 | 11 | 34 | **45** | 233 | 411 | **644** | 24 | 73 | **97** | 188 | 282 | **470** | 191 | 403 | **594** | 105 | 168 | **273** |
| 13 | 850 | 8 | 30 | **38** | 103 | 291 | **394** | 15 | 45 | **60** | 89 | 195 | **284** | 94 | 263 | **357** | 50 | 75 | **125** |
| 14 | 753 | 8 | 32 | **40** | 98 | 214 | **312** | 21 | 68 | **89** | 73 | 182 | **255** | 92 | 194 | **286** | 52 | 96 | **148** |
| 15 | 797 | 20 | 50 | **70** | 94 | 205 | **299** | 21 | 56 | 77 | 81 | 212 | **293** | 81 | 195 | **276** | 34 | 92 | **126** |
| 16 | 812 | 3 | 15 | **18** | 101 | 223 | **324** | 17 | 75 | **92** | 97 | 245 | **342** | 81 | 208 | **289** | 47 | 83 | **130** |
| 17 | 826 | 5 | 29 | **34** | 129 | 251 | **380** | 8 | 30 | **38** | 125 | 240 | **365** | 89 | 207 | **296** | 55 | 98 | **153** |
| 18 | 1,296 | 10 | 43 | **53** | 202 | 420 | **622** | 18 | 58 | **76** | 156 | 282 | **438** | 142 | 394 | **536** | 79 | 139 | **218** |
| 19 | 1,476 | 19 | 52 | **71** | 207 | 458 | **665** | 26 | 65 | **91** | 156 | 307 | **463** | 193 | 458 | **651** | 63 | 141 | **204** |
| 20 | 1,260 | 30 | 64 | **94** | 165 | 440 | **605** | 19 | 76 | **95** | 133 | 285 | **418** | 128 | 292 | **420** | 68 | 123 | **191** |
| 21 | 780 | 7 | 34 | **41** | 89 | 234 | **323** | 16 | 51 | **67** | 78 | 235 | **313** | 63 | 219 | **282** | 28 | 94 | **122** |
| 22 | 926 | 3 | 16 | **19** | 119 | 250 | **369** | 26 | 86 | **112** | 115 | 279 | **394** | 98 | 219 | **317** | 43 | 131 | **174** |
| 23 | 926 | 5 | 18 | **23** | 137 | 255 | **392** | 11 | 37 | **48** | 123 | 289 | **412** | 73 | 246 | **319** | 46 | 123 | **169** |
| 24 | 946 | 4 | 38 | **42** | 90 | 328 | **418** | 10 | 51 | **61** | 61 | 235 | **296** | 103 | 298 | **401** | 61 | 116 | **177** |
| 25 | 1,598 | 24 | 59 | **83** | 244 | 492 | **736** | 32 | 86 | **118** | 176 | 330 | **506** | 178 | 510 | **688** | 73 | 145 | **218** |
| 26 | 1,478 | 17 | 69 | **86** | 248 | 486 | **734** | 23 | 69 | **92** | 182 | 369 | **551** | 150 | 323 | **473** | 75 | 96 | **171** |
| 27 | 1,355 | 25 | 75 | **100** | 156 | 382 | **538** | 28 | 110 | **138** | 137 | 363 | **500** | 135 | 367 | **502** | 83 | 120 | **203** |
| 28 | 1,121 | 3 | 19 | **22** | 191 | 305 | **496** | 27 | 72 | **99** | 153 | 290 | **443** | 136 | 303 | **439** | 73 | 119 | **192** |
| 29 | 1,083 | 8 | 28 | **36** | 156 | 301 | **457** | 14 | 57 | **71** | 148 | 330 | **478** | 108 | 291 | **399** | 60 | 111 | **171** |
| 30 | 682 | 5 | 26 | **31** | 90 | 195 | **285** | 7 | 37 | **44** | 66 | 148 | **214** | 86 | 209 | **295** | 42 | 73 | **115** |
| 31 | 696 | 5 | 25 | **30** | 68 | 269 | **337** | 6 | 44 | **50** | 43 | 169 | **212** | 59 | 250 | **309** | 26 | 61 | **87** |
| 32 | 495 | 4 | 36 | **40** | 28 | 201 | **229** | 4 | 42 | **46** | 18 | 131 | **149** | 25 | 156 | **181** | 10 | 45 | **55** |
| 33 | 951 | 16 | 45 | **61** | 185 | 242 | **427** | 25 | 79 | **104** | 140 | 230 | **370** | 164 | 185 | **349** | 82 | 78 | **160** |
| 34 | 1,276 | 10 | 37 | **47** | 173 | 367 | **540** | 48 | 119 | **167** | 156 | 379 | **535** | 106 | 329 | **435** | 71 | 141 | **212** |

| | | | | | | | | | | | | | | | | | | | |
|---|---|---|---|---|---|---|---|---|---|---|---|---|---|---|---|---|---|---|---|
| 35 | 850 | 5 | 32 | **37** | 52 | 302 | **354** | 12 | 55 | **67** | 48 | 284 | **332** | 53 | 274 | **327** | 30 | 88 | **118** |
| 36 | 1,380 | 15 | 41 | **56** | 250 | **417** | **667** | 20 | 49 | **69** | 181 | 305 | **486** | 187 | 378 | **565** | 93 | 114 | **207** |
| 37 | 1,320 | 15 | 49 | **64** | 202 | 412 | **614** | 28 | 74 | **102** | 132 | 264 | **396** | 151 | 418 | **569** | 68 | 116 | **184** |
| 38 | 1,475 | 25 | 59 | **84** | 294 | 437 | **731** | 39 | 86 | **125** | 225 | 329 | **554** | 168 | 339 | **507** | 87 | 117 | **204** |
| 39 | 1,117 | 10 | 64 | **74** | 120 | 387 | **507** | 34 | 89 | **123** | 99 | 321 | **420** | 97 | 318 | **415** | 40 | 93 | **133** |
| 40 | 595 | 2 | 14 | **16** | 63 | 166 | **229** | 6 | 62 | **68** | 45 | 182 | **227** | 44 | 148 | **192** | 16 | 48 | **64** |
| 41 | 851 | 4 | 25 | **29** | 90 | 261 | **351** | 9 | 33 | **42** | 77 | 270 | **347** | 61 | 239 | **300** | 33 | 76 | **109** |
| 42 | 1,056 | 13 | 34 | **47** | 204 | 325 | **529** | 21 | 51 | **72** | 159 | 243 | **402** | 126 | 250 | **376** | 55 | 95 | **150** |
| 43 | 1,790 | 29 | 61 | **90** | 423 | 510 | **933** | 28 | 61 | **89** | 299 | 341 | **640** | 299 | 410 | **709** | 122 | 127 | **249** |
| 44 | 1,074 | 23 | 26 | **49** | 230 | 319 | **549** | 28 | 53 | **81** | 206 | 222 | **428** | 158 | 196 | **354** | 62 | 82 | **144** |
| 45 | 1,351 | 29 | 64 | **93** | 222 | 413 | **635** | 21 | 94 | **115** | 188 | 392 | **580** | 119 | 331 | **450** | 70 | 132 | **202** |
| | **49,392** | **559** | **1,834** | **2,393** | **7,241** | **14,971** | **22,212** | **935** | **2,967** | **3,902** | **5,818** | **12,377** | **18,195** | **5,357** | **13,366** | **18,723** | **2,632** | **4,886** | **7,518** |

| | POLL BOOK TOTALS | Doug **Dern** | | | Elizabeth T. **Clement** | | | Kerry Lee **Morgan** | | | Kurtis T. **Wilder** | | | Megan Kathleen **Cavanagh** | | | Samuel **Bagenstos** | | |
|---|---|---|---|---|---|---|---|---|---|---|---|---|---|---|---|---|---|---|---|
| | | AV | Elec Day | TOTAL | AV | Elec Day | TOTAL | AV | Elec Day | TOTAL | AV | Elec Day | TOTAL | AV | Elec Day | TOTAL | AV | Elec Day | TOTAL |
| **UTICA** | | | | | | | | | | | | | | | | | | | |
| 01 | 427 | **1** | 9 | **10** | 34 | 139 | **173** | 4 | 43 | **47** | 33 | 130 | **163** | 25 | 135 | **160** | 12 | 45 | **57** |
| 02 | 807 | 4 | 24 | **28** | 103 | 224 | **327** | 9 | 25 | **34** | 103 | 260 | **363** | 58 | 218 | **276** | 29 | 68 | **97** |
| 03 | 903 | 10 | 40 | **50** | 129 | 276 | **405** | 17 | 53 | **70** | 86 | 194 | **280** | 96 | 298 | **394** | 30 | 111 | **141** |
| | **2,137** | **15** | **73** | **88** | **266** | **639** | **905** | **30** | **121** | **151** | **222** | **584** | **806** | **179** | **651** | **830** | **71** | **224** | **295** |

| | POLL BOOK TOTALS | Doug **Dern** | | | Elizabeth T. **Clement** | | | Kerry Lee **Morgan** | | | Kurtis T. **Wilder** | | | Megan Kathleen **Cavanagh** | | | Samuel **Bagenstos** | | |
|---|---|---|---|---|---|---|---|---|---|---|---|---|---|---|---|---|---|---|---|
| | | AV | Elec Day | TOTAL | AV | Elec Day | TOTAL | AV | Elec Day | TOTAL | AV | Elec Day | TOTAL | AV | Elec Day | TOTAL | AV | Elec Day | TOTAL |
| **WARREN** | | | | | | | | | | | | | | | | | | | |
| 01 | 1,332 | 18 | 81 | **99** | 106 | 471 | **577** | 13 | 146 | **159** | 80 | 309 | **389** | 99 | 470 | **569** | 39 | 146 | **185** |
| 03 | 1,156 | 6 | 75 | **81** | 89 | 413 | **502** | 17 | 121 | **138** | 58 | 318 | **376** | 90 | 342 | **432** | 40 | 124 | **164** |
| 04 | 888 | **4** | 58 | **62** | 70 | 257 | **327** | 14 | 71 | **85** | 52 | 244 | **296** | 56 | 316 | **372** | 21 | 115 | **136** |
| 05 | 780 | 6 | 25 | **31** | 80 | 210 | **290** | 12 | 84 | **96** | 56 | 213 | **269** | 74 | 238 | **312** | 38 | 97 | **135** |
| 06 | 1,050 | 3 | 53 | **56** | 102 | 328 | **430** | 19 | 74 | **93** | 86 | 307 | **393** | 114 | 327 | **441** | 31 | 135 | **166** |
| 07 | 690 | 5 | 42 | **47** | 42 | 254 | **296** | 5 | 86 | **91** | 29 | 147 | **176** | 44 | 259 | **303** | 9 | 77 | **86** |
| 08 | 774 | 4 | 61 | **65** | 55 | 286 | **341** | 10 | 88 | **98** | 32 | 183 | **215** | 48 | 274 | **322** | 17 | 61 | **78** |
| 09 | 862 | 10 | 57 | **67** | 42 | 304 | **346** | 14 | 98 | **112** | 29 | 208 | **237** | 58 | 292 | **350** | 22 | 88 | **110** |
| 10 | 688 | 6 | 33 | **39** | 35 | 217 | **252** | 4 | 84 | **88** | 32 | 189 | **221** | 29 | 246 | **275** | 11 | 92 | **103** |
| 11 | 15 | 1 | 3 | **4** | 0 | 2 | **2** | 0 | 5 | **5** | 0 | 5 | **5** | 1 | 5 | **6** | 2 | 1 | **3** |
| 12 | 499 | 5 | 16 | **21** | 40 | 171 | **211** | 8 | 35 | **43** | 28 | 140 | **168** | 36 | 164 | **200** | 10 | 59 | **69** |
| 13 | 306 | 3 | 14 | **17** | 28 | 98 | **126** | 6 | 18 | **24** | 18 | 79 | **97** | 35 | 118 | **153** | 7 | 33 | **40** |
| 14 | 1,240 | 10 | 60 | **70** | 139 | 440 | **579** | 15 | 85 | **100** | 86 | 300 | **386** | 121 | 468 | **589** | 47 | 142 | **189** |
| 15 | 1,359 | 15 | 85 | **100** | 92 | 492 | **584** | 30 | 167 | **197** | 68 | 357 | **425** | 93 | 423 | **516** | 46 | 144 | **190** |

| | | | | | | | | | | | | | | | | | | | |
|---|---|---|---|---|---|---|---|---|---|---|---|---|---|---|---|---|---|---|---|
| 17 | 943 | 12 | 59 | **71** | 103 | 230 | **333** | 25 | 80 | **105** | 91 | 218 | **309** | 90 | 292 | **382** | 31 | 84 | **115** |
| 18 | 329 | 1 | 15 | **16** | 23 | 119 | **142** | 5 | 27 | **32** | 18 | 95 | **113** | 16 | 100 | **116** | 6 | 39 | **45** |
| 19 | 899 | 6 | 32 | **38** | 75 | 280 | **355** | 13 | 44 | **57** | 51 | 258 | **309** | 81 | 277 | **358** | 38 | 115 | **153** |
| 20 | 1,228 | 23 | 48 | **71** | 171 | 384 | **555** | 31 | 77 | **108** | 107 | 257 | **364** | 136 | 376 | **512** | 68 | 133 | **201** |
| 22 | 1,243 | 14 | 49 | **63** | 158 | 414 | **572** | 20 | 71 | **91** | 92 | 280 | **372** | 122 | 399 | **521** | 37 | 126 | **163** |
| 23 | 1,004 | 15 | 56 | **71** | 149 | 302 | **451** | 25 | 74 | **99** | 98 | 206 | **304** | 128 | 291 | **419** | 62 | 89 | **151** |
| 24 | 446 | 4 | 27 | **31** | 42 | 134 | **176** | 6 | 46 | **52** | 31 | 132 | **163** | 49 | 132 | **181** | 23 | 39 | **62** |
| 25 | 715 | 8 | 18 | **26** | 61 | 215 | **276** | 17 | 75 | **92** | 57 | 215 | **272** | 52 | 219 | **271** | 37 | 59 | **96** |
| 26 | 539 | 2 | 21 | **23** | 32 | 174 | **206** | 7 | 39 | **46** | 26 | 151 | **177** | 47 | 181 | **228** | 22 | 64 | **86** |
| 27 | 1,899 | 21 | 71 | **92** | 256 | 532 | **788** | 35 | 83 | **118** | 183 | 386 | **569** | 245 | 601 | **846** | 128 | 221 | **349** |
| 28 | 1,585 | 36 | 65 | **101** | 253 | 485 | **738** | 45 | 111 | **156** | 151 | 314 | **465** | 212 | 494 | **706** | 70 | 122 | **192** |
| 31 | 1,416 | 17 | 58 | **75** | 237 | 415 | **652** | 31 | 82 | **113** | 162 | 287 | **449** | 217 | 341 | **558** | 125 | 114 | **239** |
| 32 | 1,231 | 28 | 70 | **98** | 161 | 321 | **482** | 33 | 85 | **118** | 134 | 320 | **454** | 137 | 349 | **486** | 73 | 110 | **183** |
| 33 | 1,350 | 8 | 33 | **41** | 192 | 368 | **560** | 33 | 108 | **141** | 181 | 352 | **533** | 129 | 353 | **482** | 62 | 126 | **188** |
| 34 | 696 | 5 | 28 | **33** | 65 | 219 | **284** | 9 | 40 | **49** | 68 | 215 | **283** | 55 | 201 | **256** | 22 | 87 | **109** |
| 35 | 1,271 | 17 | 46 | **63** | 174 | 371 | **545** | 34 | 77 | **111** | 115 | 243 | **358** | 165 | 381 | **546** | 81 | 149 | **230** |
| 36 | 1,935 | 24 | 89 | **113** | 304 | 602 | **906** | 29 | 101 | **130** | 202 | 363 | **565** | 277 | 560 | **837** | 94 | 129 | **223** |
| 38 | 1,625 | 16 | 78 | **94** | 189 | 519 | **708** | 46 | 147 | **193** | 144 | 382 | **526** | 168 | 436 | **604** | 84 | 173 | **257** |
| 41 | 1,451 | 16 | 80 | **96** | 178 | 382 | **560** | 22 | 104 | **126** | 145 | 354 | **499** | 167 | 417 | **584** | 86 | 158 | **244** |
| 43 | 1,119 | 9 | 29 | **38** | 139 | 295 | **434** | 23 | 87 | **110** | 102 | 324 | **426** | 134 | 316 | **450** | 58 | 135 | **193** |
| 44 | 999 | 11 | 26 | **37** | 148 | 239 | **387** | 19 | 57 | **76** | 111 | 187 | **298** | 141 | 325 | **466** | 71 | 147 | **218** |
| 45 | 991 | 16 | 36 | **52** | 153 | 309 | **462** | 20 | 68 | **88** | 120 | 217 | **337** | 126 | 288 | **414** | 50 | 116 | **166** |
| 46 | 874 | 8 | 43 | **51** | 106 | 290 | **396** | 10 | 64 | **74** | 80 | 197 | **277** | 119 | 276 | **395** | 55 | 85 | **140** |
| 47 | 1,408 | 26 | 74 | **100** | 226 | 416 | **642** | 28 | 95 | **123** | 203 | 308 | **511** | 157 | 320 | **477** | 89 | 118 | **207** |
| 48 | 637 | 8 | 19 | **27** | 90 | 161 | **251** | 24 | 31 | **55** | 63 | 158 | **221** | 99 | 173 | **272** | 48 | 81 | **129** |
| 49 | 1,515 | 17 | 24 | **41** | 209 | 403 | **612** | 38 | 120 | **158** | 179 | 421 | **600** | 185 | 390 | **575** | 77 | 160 | **237** |
| 50 | 1,250 | 9 | 34 | **43** | 188 | 324 | **512** | 20 | 50 | **70** | 165 | 358 | **523** | 131 | 374 | **505** | 60 | 123 | **183** |
| 51 | 1,428 | 20 | 29 | **49** | 335 | 373 | **708** | 36 | 65 | **101** | 220 | 261 | **481** | 231 | 364 | **595** | 90 | 111 | **201** |
| 52 | 892 | 20 | 36 | **56** | 162 | 277 | **439** | 26 | 42 | **68** | 103 | 180 | **283** | 146 | 266 | **412** | 42 | 53 | **95** |
| 53 | 842 | 12 | 44 | **56** | 125 | 256 | **381** | 15 | 45 | **60** | 94 | 173 | **267** | 79 | 204 | **283** | 42 | 84 | **126** |
| 54 | 1,044 | 22 | 34 | **56** | 195 | 240 | **435** | 22 | 62 | **84** | 157 | 245 | **402** | 142 | 255 | **397** | 76 | 90 | **166** |
| 55 | 1,143 | 7 | 32 | **39** | 108 | 329 | **437** | 29 | 89 | **118** | 94 | 324 | **418** | 110 | 335 | **445** | 47 | 131 | **178** |
| 56 | 578 | 6 | 16 | **22** | 73 | 156 | **229** | 6 | 15 | **21** | 67 | 157 | **224** | 68 | 153 | **221** | 39 | 79 | **118** |
| 57 | 1,039 | 12 | 52 | **64** | 140 | 321 | **461** | 14 | 68 | **82** | 97 | 236 | **333** | 96 | 324 | **420** | 37 | 131 | **168** |
| 58 | 1,544 | 14 | 54 | **68** | 261 | 464 | **725** | 28 | 68 | **96** | 150 | 278 | **428** | 239 | 516 | **755** | 77 | 88 | **165** |
| | **50,747** | **586** | **2,188** | **2,774** | **6,401** | **15,262** | **21,663** | **991** | **3,659** | **4,650** | **4,715** | **12,051** | **16,766** | **5,594** | **15,221** | **20,815** | **2,447** | **5,183** | **7,630** |
| | | Doug Dern | | | Elizabeth T. Clement | | | Kerry Lee Morgan | | | Kurtis T. Wilder | | | Megan Kathleen Cavanagh | | | Samuel Bagenstos | | |

| | POLL BOOK TOTALS | AV | Elec Day | TOTAL | AV | Elec Day | TOTAL | AV | Elec Day | TOTAL | AV | Elec Day | TOTAL | AV | Elec Day | TOTAL | AV | Elec Day | TOTAL |
|---|---|---|---|---|---|---|---|---|---|---|---|---|---|---|---|---|---|---|---|
| **WASHINGTON TOWNSHIP** | | | | | | | | | | | | | | | | | | | |
| 01 | 829 | 14 | 32 | **46** | 125 | 234 | **359** | 12 | 48 | **60** | 84 | 212 | **296** | 67 | 187 | **254** | 33 | 78 | **111** |
| 02 | 1,643 | 22 | 22 | **44** | 342 | 404 | **746** | 68 | 122 | **190** | 287 | 431 | **718** | 210 | 313 | **523** | 99 | 90 | **189** |
| 03 | 1,480 | 8 | 32 | **40** | 288 | 414 | **702** | 17 | 33 | **50** | 263 | 430 | **693** | 151 | 311 | **462** | 77 | 88 | **165** |
| 04 | 1,151 | 21 | 49 | **70** | 140 | 357 | **497** | 17 | 62 | **79** | 105 | 258 | **363** | 96 | 326 | **422** | 55 | 111 | **166** |
| 05 | 1,463 | 13 | 47 | **60** | 295 | 464 | **759** | 17 | 46 | **63** | 215 | 310 | **525** | 157 | 363 | **520** | 52 | 66 | **118** |
| 06 | 2,195 | 55 | 83 | **138** | 620 | 598 | **1,218** | 44 | 56 | **100** | 496 | 411 | **907** | 280 | 348 | **628** | 141 | 87 | **228** |
| 07 | 1,557 | 44 | 80 | **124** | 289 | 424 | **713** | 26 | 87 | **113** | 268 | 397 | **665** | 156 | 279 | **435** | 91 | 87 | **178** |
| 08 | 1,314 | 8 | 27 | **35** | 238 | 329 | **567** | 42 | 95 | **137** | 210 | 343 | **553** | 154 | 270 | **424** | 69 | 78 | **147** |
| 09 | 759 | 9 | 9 | **18** | 96 | 227 | **323** | 13 | 17 | **30** | 101 | 238 | **339** | 66 | 159 | **225** | 22 | 54 | **76** |
| 10 | 1,081 | 13 | 30 | **43** | 173 | 331 | **504** | 17 | 32 | **49** | 133 | 237 | **370** | 98 | 277 | **375** | 40 | 105 | **145** |
| | **13,472** | **207** | **411** | **618** | **2,606** | **3,782** | **6,388** | **273** | **598** | **871** | **2,162** | **3,267** | **5,429** | **1,435** | **2,833** | **4,268** | **679** | **844** | **1,523** |
| **TOTALS** | | | | | | | | | | | | | | | | | | | |
| | **365,489** | **4,621** | **13,780** | **18,401** | **55,444** | **106,892** | **162,336** | **7,438** | **21,399** | **28,837** | **43,416** | **86,972** | **130,388** | **40,913** | **97,572** | **138,485** | **18,550** | **32,251** | **50,801** |

☐ Yellow in the TOTALS column means precinct hasn't reported

**BJR** indicates **AV** (Absentee) results are included in **Elec Day** results

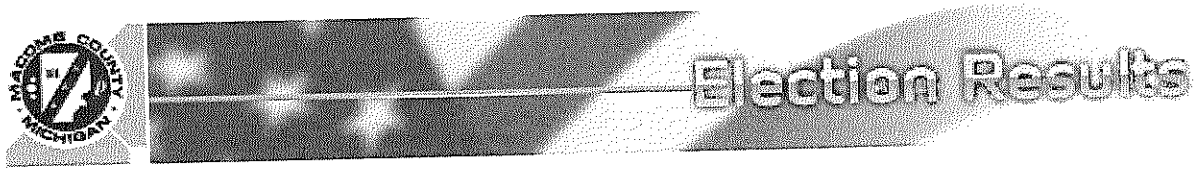


# Judge of Court of Appeals - 2nd District - Incumbent Position

## Three 6-year terms

Official results, updated **November 20, 2:34 PM**

Race List | Race Summary | Race Details | **Race Details (Printer Friendly)**

| | POLL BOOK TOTALS | Deborah A. **Servitto** | | | Elizabeth **Gleicher** | | | Kathleen **Jansen** | | |
|---|---|---|---|---|---|---|---|---|---|---|
| | | AV | Elec Day | TOTAL | AV | Elec Day | TOTAL | AV | Elec Day | TOTAL |
| **ARMADA TOWNSHIP** | | | | | | | | | | |
| 01 | 1,617 | 260 | 520 | **780** | 248 | 510 | **758** | 254 | 493 | **747** |
| 02 | 1,081 | 165 | 377 | **542** | 155 | 359 | **514** | 167 | 343 | **510** |
| | **2,698** | **425** | **897** | **1,322** | **403** | **869** | **1,272** | **421** | **836** | **1,257** |

| | POLL BOOK TOTALS | Deborah A. **Servitto** | | | Elizabeth **Gleicher** | | | Kathleen **Jansen** | | |
|---|---|---|---|---|---|---|---|---|---|---|
| | | AV | Elec Day | TOTAL | AV | Elec Day | TOTAL | AV | Elec Day | TOTAL |
| **BRUCE TOWNSHIP** | | | | | | | | | | |
| 01 | 891 | 145 | 291 | **436** | 129 | 278 | **407** | 132 | 282 | **414** |
| 02 | 1,627 | 272 | 574 | **846** | 248 | 545 | **793** | 254 | 541 | **795** |
| 03 | 986 | 185 | 358 | **543** | 168 | 338 | **506** | 168 | 331 | **499** |
| 04 | 1,140 | 179 | 392 | **571** | 169 | 380 | **549** | 168 | 360 | **528** |
| | **4,644** | **781** | **1,615** | **2,396** | **714** | **1,541** | **2,255** | **722** | **1,514** | **2,236** |

| | POLL BOOK TOTALS | Deborah A. **Servitto** | | | Elizabeth **Gleicher** | | | Kathleen **Jansen** | | |
|---|---|---|---|---|---|---|---|---|---|---|
| | | AV | Elec Day | TOTAL | AV | Elec Day | TOTAL | AV | Elec Day | TOTAL |
| **CENTER LINE** | | | | | | | | | | |
| 01 | 762 | 103 | 342 | **445** | 101 | 310 | **411** | 96 | 325 | **421** |
| 02 | 585 | 111 | 220 | **331** | 104 | 211 | **315** | 108 | 206 | **314** |
| 03 | 918 | 114 | 378 | **492** | 96 | 357 | **453** | 109 | 400 | **509** |
| 04 | 461 | 50 | 204 | **254** | 44 | 173 | **217** | 53 | 196 | **249** |
| 05 | 490 | 43 | 204 | **247** | 40 | 184 | **224** | 38 | 211 | **249** |
| | **3,216** | **421** | **1,348** | **1,769** | **385** | **1,235** | **1,620** | **404** | **1,338** | **1,742** |

| | POLL BOOK TOTALS | Deborah A. **Servitto** | | | Elizabeth **Gleicher** | | | Kathleen **Jansen** | | |
|---|---|---|---|---|---|---|---|---|---|---|
| | | AV | Elec Day | TOTAL | AV | Elec Day | TOTAL | AV | Elec Day | TOTAL |

| CHESTERFIELD TOWNSHIP | | | | | | | | | | |
|---|---|---|---|---|---|---|---|---|---|---|
| 01 | 1,185 | 252 | 360 | **612** | 234 | 356 | **590** | 255 | 349 | **604** |
| 02 | 1,229 | 207 | 409 | **616** | 195 | 396 | **591** | 198 | 404 | **602** |
| 03 | 1,578 | 218 | 610 | **828** | 181 | 569 | **750** | 205 | 579 | **784** |
| 04 | 1,479 | 249 | 515 | **764** | 219 | 488 | **707** | 235 | 483 | **718** |
| 05 | 1,105 | 233 | 330 | **563** | 194 | 333 | **527** | 204 | 321 | **525** |
| 06 | 1,454 | 171 | 592 | **763** | 154 | 585 | **739** | 153 | 588 | **741** |
| 07 | 1,333 | 262 | 474 | **736** | 234 | 455 | **689** | 244 | 442 | **686** |
| 08 | 1,444 | 233 | 509 | **742** | 210 | 451 | **661** | 237 | 445 | **682** |
| 09 | 1,233 | 210 | 460 | **670** | 194 | 386 | **580** | 209 | 397 | **606** |
| 10 | 1,486 | 432 | 407 | **839** | 384 | 356 | **740** | 395 | 360 | **755** |
| 11 | 1,581 | 324 | 551 | **875** | 291 | 498 | **789** | 310 | 508 | **818** |
| 12 | 1,038 | 120 | 445 | **565** | 108 | 428 | **536** | 114 | 439 | **553** |
| 13 | 1,618 | 350 | 552 | **902** | 309 | 539 | **848** | 327 | 518 | **845** |
| 14 | 1,711 | 260 | 632 | **892** | 224 | 602 | **826** | 247 | 612 | **859** |
| | **19,474** | **3,521** | **6,846** | **10,367** | **3,131** | **6,442** | **9,573** | **3,333** | **6,445** | **9,778** |

| | POLL BOOK TOTALS | Deborah A. Servitto | | | Elizabeth Gleicher | | | Kathleen Jansen | | |
|---|---|---|---|---|---|---|---|---|---|---|
| | | AV | Elec Day | TOTAL | AV | Elec Day | TOTAL | AV | Elec Day | TOTAL |
| CLINTON TOWNSHIP | | | | | | | | | | |
| 01 | 912 | 248 | 268 | **516** | 216 | 267 | **483** | 239 | 264 | **503** |
| 02 | 417 | 82 | 152 | **234** | 79 | 143 | **222** | 80 | 155 | **235** |
| 03 | 1,018 | 153 | 400 | **553** | 137 | 365 | **502** | 148 | 386 | **534** |
| 04 | 277 | 67 | 90 | **157** | 66 | 86 | **152** | 64 | 82 | **146** |
| 05 | 780 | 98 | 345 | **443** | 71 | 295 | **366** | 69 | 320 | **389** |
| 06 | 1,012 | 203 | 343 | **546** | 186 | 325 | **511** | 195 | 324 | **519** |
| 07 | 482 | 94 | 190 | **284** | 87 | 161 | **248** | 90 | 165 | **255** |
| 08 | 822 | 135 | 316 | **451** | 126 | 267 | **393** | 134 | 286 | **420** |
| 09 | 564 | 99 | 208 | **307** | 84 | 186 | **270** | 90 | 200 | **290** |
| 10 | 836 | 199 | 283 | **482** | 167 | 247 | **414** | 176 | 250 | **426** |
| 11 | 897 | 114 | 363 | **477** | 99 | 329 | **428** | 105 | 355 | **460** |
| 12 | 468 | 78 | 200 | **278** | 73 | 156 | **229** | 76 | 169 | **245** |
| 13 | 1,046 | 134 | 448 | **582** | 127 | 418 | **545** | 124 | 431 | **555** |
| 14 | 386 | 53 | 143 | **196** | 47 | 133 | **180** | 49 | 140 | **189** |
| 15 | 744 | 116 | 291 | **407** | 98 | 252 | **350** | 101 | 269 | **370** |
| 16 | 1,021 | 259 | 312 | **571** | 251 | 296 | **547** | 258 | 288 | **546** |
| 17 | 786 | 138 | 296 | **434** | 134 | 280 | **414** | 137 | 296 | **433** |
| 18 | 853 | 168 | 297 | **465** | 152 | 252 | **404** | 160 | 256 | **416** |
| 19 | 903 | 272 | 247 | **519** | 239 | 209 | **448** | 255 | 218 | **473** |

| | | | | | | | | | | |
|---|---|---|---|---|---|---|---|---|---|---|
| 20 | 229 | 6 | 123 | **129** | 6 | 112 | **118** | 7 | 125 | **132** |
| 21 | 535 | 122 | 171 | **293** | 107 | 151 | **258** | 122 | 160 | **282** |
| 22 | 1,073 | 193 | 388 | **581** | 173 | 353 | **526** | 190 | 383 | **573** |
| 23 | 1,288 | 290 | 437 | **727** | 275 | 415 | **690** | 281 | 409 | **690** |
| 24 | 747 | 168 | 276 | **444** | 154 | 239 | **393** | 160 | 231 | **391** |
| 25 | 885 | 178 | 342 | **520** | 146 | 300 | **446** | 153 | 321 | **474** |
| 26 | 1,061 | 228 | 358 | **586** | 212 | 323 | **535** | 204 | 315 | **519** |
| 27 | 915 | 276 | 260 | **536** | 244 | 237 | **481** | 257 | 224 | **481** |
| 28 | 914 | 128 | 388 | **516** | 114 | 339 | **453** | 119 | 338 | **457** |
| 29 | 1,249 | 301 | 391 | **692** | 274 | 353 | **627** | 289 | 362 | **651** |
| 30 | 941 | 162 | 340 | **502** | 144 | 292 | **436** | 156 | 300 | **456** |
| 31 | 1,136 | 155 | 428 | **583** | 137 | 386 | **523** | 149 | 409 | **558** |
| 32 | 678 | 167 | 225 | **392** | 157 | 212 | **369** | 157 | 218 | **375** |
| 33 | 1,439 | 304 | 502 | **806** | 273 | 476 | **749** | 293 | 487 | **780** |
| 34 | 1,195 | 119 | 470 | **589** | 109 | 496 | **605** | 112 | 502 | **614** |
| 35 | 1,529 | 499 | 405 | **904** | 446 | 362 | **808** | 461 | 374 | **835** |
| 36 | 1,108 | 207 | 388 | **595** | 180 | 384 | **564** | 183 | 394 | **577** |
| 37 | 1,380 | 386 | 366 | **752** | 337 | 344 | **681** | 360 | 338 | **698** |
| 38 | 873 | 196 | 265 | **461** | 179 | 243 | **422** | 182 | 256 | **438** |
| 39 | 823 | 256 | 257 | **513** | 223 | 215 | **438** | 230 | 215 | **445** |
| 40 | 1,252 | 279 | 440 | **719** | 231 | 390 | **621** | 239 | 391 | **630** |
| 41 | 980 | 231 | 321 | **552** | 208 | 299 | **507** | 215 | 292 | **507** |
| 42 | 1,203 | 241 | 415 | **656** | 222 | 383 | **605** | 230 | 404 | **634** |
| 43 | 527 | 123 | 163 | **286** | 106 | 161 | **267** | 116 | 152 | **268** |
| 44 | 1,576 | 443 | 455 | **898** | 390 | 419 | **809** | 424 | 398 | **822** |
| 45 | 1,039 | 226 | 348 | **574** | 206 | 316 | **522** | 221 | 304 | **525** |
| 46 | 1,681 | 525 | 472 | **997** | 467 | 450 | **917** | 479 | 451 | **930** |
| | **42,480** | **9,119** | **14,586** | **23,705** | **8,159** | **13,317** | **21,476** | **8,539** | **13,607** | **22,146** |

| | POLL BOOK TOTALS | Deborah A. Servitto | | | Elizabeth Gleicher | | | Kathleen Jansen | | |
|---|---|---|---|---|---|---|---|---|---|---|
| | | AV | Elec Day | TOTAL | AV | Elec Day | TOTAL | AV | Elec Day | TOTAL |
| EASTPOINTE | | | | | | | | | | |
| 01 | 712 | 85 | 272 | **357** | 76 | 249 | **325** | 83 | 262 | **345** |
| 02 | 1,140 | 161 | 428 | **589** | 151 | 405 | **556** | 159 | 453 | **612** |
| 03 | 1,054 | 136 | 450 | **586** | 120 | 413 | **533** | 125 | 424 | **549** |
| 04 | 987 | 161 | 373 | **534** | 144 | 347 | **491** | 153 | 351 | **504** |
| 05 | 1,020 | 116 | 415 | **531** | 97 | 390 | **487** | 111 | 427 | **538** |
| 06 | 1,049 | 144 | 416 | **560** | 125 | 395 | **520** | 134 | 436 | **570** |
| 07 | 923 | 105 | 346 | **451** | 88 | 334 | **422** | 104 | 412 | **516** |

| | | | | | | | | | | |
|---|---|---|---|---|---|---|---|---|---|---|
| 08 | 1,173 | 204 | 423 | **627** | 177 | 394 | **571** | 193 | 463 | **656** |
| 09 | 814 | 117 | 290 | **407** | 117 | 289 | **406** | 124 | 317 | **441** |
| 10 | 782 | 77 | 338 | **415** | 64 | 314 | **378** | 71 | 367 | **438** |
| 11 | 935 | 122 | 386 | **508** | 101 | 376 | **477** | 108 | 380 | **488** |
| 12 | 1,384 | 247 | 545 | **792** | 208 | 507 | **715** | 230 | 538 | **768** |
| 13 | 471 | 106 | 135 | **241** | 95 | 135 | **230** | 98 | 140 | **238** |
| 14 | 979 | 194 | 331 | **525** | 185 | 316 | **501** | 192 | 360 | **552** |
| | **13,423** | **1,975** | **5,148** | **7,123** | **1,748** | **4,864** | **6,612** | **1,885** | **5,330** | **7,215** |

| POLL BOOK TOTALS | Deborah A. **Servitto** | | | Elizabeth **Gleicher** | | | Kathleen **Jansen** | | |
|---|---|---|---|---|---|---|---|---|---|
| | AV | Elec Day | TOTAL | AV | Elec Day | TOTAL | AV | Elec Day | TOTAL |
| **FRASER** | | | | | | | | | |
| 01 | 719 | 102 | 288 | **390** | 88 | 255 | **343** | 92 | 265 | **357** |
| 02 | 1,148 | 189 | 423 | **612** | 172 | 393 | **565** | 175 | 365 | **540** |
| 03 | 1,340 | 252 | 474 | **726** | 212 | 448 | **660** | 222 | 464 | **686** |
| 04 | 1,059 | 135 | 401 | **536** | 125 | 371 | **496** | 140 | 367 | **507** |
| 05 | 417 | 78 | 163 | **241** | 59 | 127 | **186** | 72 | 143 | **215** |
| 06 | 1,282 | 198 | 453 | **651** | 166 | 388 | **554** | 188 | 406 | **594** |
| 07 | 724 | 129 | 258 | **387** | 113 | 240 | **353** | 122 | 256 | **378** |
| | **6,689** | **1,083** | **2,460** | **3,543** | **935** | **2,222** | **3,157** | **1,011** | **2,266** | **3,277** |

| POLL BOOK TOTALS | Deborah A. **Servitto** | | | Elizabeth **Gleicher** | | | Kathleen **Jansen** | | |
|---|---|---|---|---|---|---|---|---|---|
| | AV | Elec Day | TOTAL | AV | Elec Day | TOTAL | AV | Elec Day | TOTAL |
| **GROSSE POINTE SHORES** | | | | | | | | | |
| 03 | 56 | [illegible] | 23 | **23** | [illegible] | 26 | **26** | [illegible] | 32 | **32** |
| | **56** | [illegible] | **23** | **23** | [illegible] | **26** | **26** | [illegible] | **32** | **32** |

| POLL BOOK TOTALS | Deborah A. **Servitto** | | | Elizabeth **Gleicher** | | | Kathleen **Jansen** | | |
|---|---|---|---|---|---|---|---|---|---|
| | AV | Elec Day | TOTAL | AV | Elec Day | TOTAL | AV | Elec Day | TOTAL |
| **HARRISON TOWNSHIP** | | | | | | | | | |
| 01 | 1,181 | 244 | 388 | **632** | 218 | 355 | **573** | 228 | 373 | **601** |
| 02 | 1,342 | 295 | 435 | **730** | 257 | 419 | **676** | 270 | 416 | **686** |
| 03 | 1,191 | 279 | 352 | **631** | 245 | 315 | **560** | 263 | 314 | **577** |
| 04 | 1,376 | 324 | 449 | **773** | 295 | 423 | **718** | 319 | 416 | **735** |
| 05 | 1,310 | 347 | 363 | **710** | 329 | 318 | **647** | 336 | 320 | **656** |
| 06 | 1,343 | 308 | 461 | **769** | 263 | 411 | **674** | 269 | 416 | **685** |
| 07 | 1,292 | 308 | 368 | **676** | 284 | 329 | **613** | 296 | 333 | **629** |
| 08 | 935 | 190 | 324 | **514** | 168 | 305 | **473** | 181 | 327 | **508** |
| 09 | 1,199 | 304 | 357 | **661** | 270 | 309 | **579** | 286 | 302 | **588** |
| 10 | 1,067 | 226 | 365 | **591** | 195 | 321 | **516** | 207 | 315 | **522** |
| | **12,236** | **2,825** | **3,862** | **6,687** | **2,524** | **3,505** | **6,029** | **2,655** | **3,532** | **6,187** |

| | POLL BOOK TOTALS | Deborah A. Servitto | | | Elizabeth Gleicher | | | Kathleen Jansen | | |
|---|---|---|---|---|---|---|---|---|---|---|
| | | AV | Elec Day | TOTAL | AV | Elec Day | TOTAL | AV | Elec Day | TOTAL |
| **LENOX TOWNSHIP** | | | | | | | | | | |
| 01 | 817 | 153 | 268 | **421** | 142 | 238 | **380** | 161 | 247 | **408** |
| 02 | 1,172 | 213 | 401 | **614** | 185 | 387 | **572** | 188 | 406 | **594** |
| 03 | 1,136 | 138 | 468 | **606** | 128 | 464 | **592** | 145 | 462 | **607** |
| 04 | 536 | 31 | 268 | **299** | 32 | 252 | **284** | 32 | 262 | **294** |
| | **3,661** | **535** | **1,405** | **1,940** | **487** | **1,341** | **1,828** | **526** | **1,377** | **1,903** |

| | POLL BOOK TOTALS | Deborah A. Servitto | | | Elizabeth Gleicher | | | Kathleen Jansen | | |
|---|---|---|---|---|---|---|---|---|---|---|
| | | AV | Elec Day | TOTAL | AV | Elec Day | TOTAL | AV | Elec Day | TOTAL |
| **MACOMB TOWNSHIP** | | | | | | | | | | |
| 01 | 968 | 198 | 308 | **506** | 175 | 287 | **462** | 171 | 284 | **455** |
| 02 | 1,079 | 202 | 360 | **562** | 176 | 339 | **515** | 188 | 333 | **521** |
| 03 | 1,137 | 146 | 484 | **630** | 133 | 454 | **587** | 146 | 442 | **588** |
| 04 | 1,071 | 199 | 415 | **614** | 172 | 394 | **566** | 188 | 379 | **567** |
| 05 | 1,397 | 237 | 551 | **788** | 220 | 525 | **745** | 239 | 518 | **757** |
| 06 | 978 | 261 | 293 | **554** | 249 | 250 | **499** | 257 | 258 | **515** |
| 07 | 994 | 193 | 336 | **529** | 190 | 310 | **500** | 192 | 317 | **509** |
| 08 | 1,008 | 225 | 330 | **555** | 206 | 303 | **509** | 218 | 290 | **508** |
| 09 | 772 | 158 | 270 | **428** | 129 | 251 | **380** | 139 | 249 | **388** |
| 10 | 906 | 144 | 369 | **513** | 129 | 362 | **491** | 132 | 368 | **500** |
| 11 | 1,319 | 190 | 547 | **737** | 175 | 530 | **705** | 182 | 497 | **679** |
| 12 | 1,240 | 280 | 428 | **708** | 248 | 395 | **643** | 264 | 393 | **657** |
| 13 | 1,162 | 146 | 474 | **620** | 137 | 437 | **574** | 148 | 422 | **570** |
| 14 | 1,267 | 256 | 420 | **676** | 218 | 407 | **625** | 236 | 406 | **642** |
| 15 | 1,282 | 350 | 361 | **711** | 323 | 328 | **651** | 330 | 322 | **652** |
| 16 | 1,565 | 243 | 610 | **853** | 222 | 573 | **795** | 237 | 544 | **781** |
| 17 | 1,487 | 253 | 585 | **838** | 224 | 552 | **776** | 222 | 524 | **746** |
| 18 | 867 | 180 | 298 | **478** | 164 | 288 | **452** | 167 | 295 | **462** |
| 19 | 621 | 85 | 236 | **321** | 74 | 238 | **312** | 78 | 229 | **307** |
| 20 | 1,146 | 181 | 443 | **624** | 149 | 402 | **551** | 158 | 404 | **562** |
| 21 | 1,466 | 356 | 427 | **783** | 312 | 402 | **714** | 335 | 378 | **713** |
| 22 | 1,234 | 353 | 360 | **713** | 332 | 319 | **651** | 334 | 325 | **659** |
| 23 | 1,086 | 391 | 257 | **648** | 353 | 229 | **582** | 370 | 227 | **597** |
| 24 | 1,063 | 396 | 214 | **610** | 362 | 213 | **575** | 377 | 235 | **612** |
| 25 | 938 | 114 | 375 | **489** | 101 | 357 | **458** | 103 | 353 | **456** |
| 26 | 832 | 130 | 304 | **434** | 121 | 316 | **437** | 129 | 313 | **442** |
| 27 | 1,436 | 238 | 505 | **743** | 213 | 476 | **689** | 225 | 478 | **703** |

| | | | | | | | | | | |
|---|---|---|---|---|---|---|---|---|---|---|
| 28 | 905 | 128 | 364 | **492** | 116 | 344 | **460** | 123 | 341 | **464** |
| 29 | 1,044 | 127 | 458 | **585** | 137 | 451 | **588** | 140 | 430 | **570** |
| 30 | 1,135 | 201 | 440 | **641** | 193 | 398 | **591** | 203 | 390 | **593** |
| 31 | 804 | 160 | 302 | **462** | 151 | 284 | **435** | 157 | 278 | **435** |
| 32 | 1,091 | 170 | 404 | **574** | 152 | 387 | **539** | 157 | 382 | **539** |
| 33 | 815 | 178 | 257 | **435** | 167 | 239 | **406** | 180 | 249 | **429** |
| 34 | 1,039 | 128 | 459 | **587** | 109 | 448 | **557** | 119 | 437 | **556** |
| 35 | 1,143 | 141 | 502 | **643** | 128 | 501 | **629** | 135 | 496 | **631** |
| 36 | 938 | 135 | 376 | **511** | 116 | 379 | **495** | 123 | 364 | **487** |
| 37 | 800 | 186 | 229 | **415** | 160 | 235 | **395** | 170 | 219 | **389** |
| | **40,035** | **7,659** | **14,351** | **22,010** | **6,936** | **13,603** | **20,539** | **7,272** | **13,369** | **20,641** |

| | POLL BOOK TOTALS | Deborah A. **Servitto** | | | Elizabeth **Gleicher** | | | Kathleen **Jansen** | | |
|---|---|---|---|---|---|---|---|---|---|---|
| | | AV | Elec Day | TOTAL | AV | Elec Day | TOTAL | AV | Elec Day | TOTAL |
| **MEMPHIS** | | | | | | | | | | |
| 01 | 308 | N/R | 153 | **153** | N/R | 144 | **144** | N/R | 160 | **160** |
| | **308** | N/R | **153** | **153** | N/R | **144** | **144** | N/R | **160** | **160** |

| | POLL BOOK TOTALS | Deborah A. **Servitto** | | | Elizabeth **Gleicher** | | | Kathleen **Jansen** | | |
|---|---|---|---|---|---|---|---|---|---|---|
| | | AV | Elec Day | TOTAL | AV | Elec Day | TOTAL | AV | Elec Day | TOTAL |
| **MOUNT CLEMENS** | | | | | | | | | | |
| 01 | 639 | 107 | 279 | **386** | 80 | 211 | **291** | 88 | 251 | **339** |
| 02 | 911 | 119 | 402 | **521** | 106 | 344 | **450** | 115 | 335 | **450** |
| 03 | 1,356 | 175 | 609 | **784** | 150 | 553 | **703** | 167 | 548 | **715** |
| 04 | 611 | 84 | 247 | **331** | 66 | 231 | **297** | 81 | 228 | **309** |
| 05 | 612 | 145 | 229 | **374** | 116 | 202 | **318** | 110 | 197 | **307** |
| 06 | 721 | 81 | 341 | **422** | 59 | 248 | **307** | 72 | 258 | **330** |
| 09 | 1,081 | 184 | 396 | **580** | 174 | 365 | **539** | 194 | 368 | **562** |
| | **5,931** | **895** | **2,503** | **3,398** | **751** | **2,154** | **2,905** | **827** | **2,185** | **3,012** |

| | POLL BOOK TOTALS | Deborah A. **Servitto** | | | Elizabeth **Gleicher** | | | Kathleen **Jansen** | | |
|---|---|---|---|---|---|---|---|---|---|---|
| | | AV | Elec Day | TOTAL | AV | Elec Day | TOTAL | AV | Elec Day | TOTAL |
| **NEW BALTIMORE** | | | | | | | | | | |
| 01 | 850 | 121 | 323 | **444** | 125 | 315 | **440** | 125 | 321 | **446** |
| 02 | 682 | 91 | 276 | **367** | 81 | 248 | **329** | 87 | 255 | **342** |
| 03 | 1,567 | 197 | 591 | **788** | 193 | 554 | **747** | 198 | 561 | **759** |
| 04 | 1,265 | 217 | 458 | **675** | 207 | 484 | **691** | 212 | 464 | **676** |
| 05 | 1,217 | 177 | 480 | **657** | 161 | 455 | **616** | 171 | 461 | **632** |
| | **5,581** | **803** | **2,128** | **2,931** | **767** | **2,056** | **2,823** | **793** | **2,062** | **2,855** |

| | POLL BOOK TOTALS | Deborah A. **Servitto** | | | Elizabeth **Gleicher** | | | Kathleen **Jansen** | | |
|---|---|---|---|---|---|---|---|---|---|---|
| | | AV | Elec Day | TOTAL | AV | Elec Day | TOTAL | AV | Elec Day | TOTAL |

| RAY TOWNSHIP | | | | | | | | | | |
|---|---|---|---|---|---|---|---|---|---|---|
| 01 | 830 | 142 | 263 | **405** | 134 | 276 | **410** | 138 | 265 | **403** |
| 02 | 1,115 | 198 | 376 | **574** | 191 | 364 | **555** | 198 | 387 | **585** |
| | **1,945** | **340** | **639** | **979** | **325** | **640** | **965** | **336** | **652** | **988** |
| | POLL BOOK TOTALS | Deborah A. **Servitto** | | | Elizabeth **Gleicher** | | | Kathleen **Jansen** | | |
| | | AV | Elec Day | TOTAL | AV | Elec Day | TOTAL | AV | Elec Day | TOTAL |
| RICHMOND CITY | | | | | | | | | | |
| 01 | 1,407 | 254 | 487 | **741** | 236 | 452 | **688** | 242 | 469 | **711** |
| 02 | 1,204 | 186 | 453 | **639** | 179 | 448 | **627** | 190 | 442 | **632** |
| | **2,611** | **440** | **940** | **1,380** | **415** | **900** | **1,315** | **432** | **911** | **1,343** |
| | POLL BOOK TOTALS | Deborah A. **Servitto** | | | Elizabeth **Gleicher** | | | Kathleen **Jansen** | | |
| | | AV | Elec Day | TOTAL | AV | Elec Day | TOTAL | AV | Elec Day | TOTAL |
| RICHMOND TOWNSHIP | | | | | | | | | | |
| 01 | 804 | N/A | 379 | **379** | N/A | 376 | **376** | N/A | 369 | **369** |
| 02 | 947 | N/A | 438 | **438** | N/A | 460 | **460** | N/A | 448 | **448** |
| | **1,751** | N/A | **817** | **817** | N/A | **836** | **836** | N/A | **817** | **817** |
| | POLL BOOK TOTALS | Deborah A. **Servitto** | | | Elizabeth **Gleicher** | | | Kathleen **Jansen** | | |
| | | AV | Elec Day | TOTAL | AV | Elec Day | TOTAL | AV | Elec Day | TOTAL |
| ROSEVILLE | | | | | | | | | | |
| 01 | 1,170 | 163 | 468 | **631** | 148 | 442 | **590** | 156 | 440 | **596** |
| 02 | 1,605 | 240 | 601 | **841** | 220 | 555 | **775** | 231 | 609 | **840** |
| 03 | 1,072 | 157 | 409 | **566** | 141 | 396 | **537** | 152 | 409 | **561** |
| 04 | 673 | 106 | 249 | **355** | 102 | 245 | **347** | 104 | 264 | **368** |
| 05 | 1,141 | 167 | 468 | **635** | 147 | 409 | **556** | 153 | 451 | **604** |
| 06 | 1,511 | 222 | 617 | **839** | 186 | 554 | **740** | 204 | 571 | **775** |
| 07 | 1,546 | 215 | 599 | **814** | 207 | 572 | **779** | 216 | 592 | **808** |
| 08 | 1,404 | 279 | 553 | **832** | 224 | 487 | **711** | 239 | 508 | **747** |
| 09 | 1,456 | 271 | 541 | **812** | 227 | 496 | **723** | 251 | 544 | **795** |
| 10 | 864 | 110 | 371 | **481** | 95 | 322 | **417** | 98 | 356 | **454** |
| 11 | 1,151 | 186 | 436 | **622** | 164 | 427 | **591** | 176 | 413 | **589** |
| 12 | 951 | 170 | 327 | **497** | 150 | 307 | **457** | 158 | 343 | **501** |
| 13 | 575 | 99 | 235 | **334** | 84 | 209 | **293** | 95 | 227 | **322** |
| 14 | 875 | 158 | 325 | **483** | 134 | 305 | **439** | 139 | 314 | **453** |
| 15 | 1,338 | 243 | 476 | **719** | 220 | 466 | **686** | 232 | 488 | **720** |
| | **17,332** | **2,786** | **6,675** | **9,461** | **2,449** | **6,192** | **8,641** | **2,604** | **6,529** | **9,133** |
| | POLL BOOK TOTALS | Deborah A. **Servitto** | | | Elizabeth **Gleicher** | | | Kathleen **Jansen** | | |
| | | AV | Elec Day | TOTAL | AV | Elec Day | TOTAL | AV | Elec Day | TOTAL |
| SHELBY TOWNSHIP | | | | | | | | | | |

| | | | | | | | | | | |
|---|---|---|---|---|---|---|---|---|---|---|
| 01 | 1,740 | 386 | 523 | **909** | 338 | 474 | **812** | 350 | 479 | **829** |
| 02 | 1,457 | 271 | 523 | **794** | 247 | 499 | **746** | 269 | 481 | **750** |
| 03 | 720 | 80 | 251 | **331** | 87 | 266 | **353** | 85 | 274 | **359** |
| 04 | 1,187 | 272 | 362 | **634** | 242 | 359 | **601** | 248 | 352 | **600** |
| 05 | 842 | 171 | 272 | **443** | 163 | 275 | **438** | 157 | 272 | **429** |
| 06 | 968 | 103 | 380 | **483** | 100 | 413 | **513** | 100 | 390 | **490** |
| 07 | 1,197 | 264 | 366 | **630** | 249 | 348 | **597** | 263 | 334 | **597** |
| 08 | 636 | 119 | 242 | **361** | 104 | 220 | **324** | 109 | 210 | **319** |
| 09 | 803 | 78 | 315 | **393** | 76 | 317 | **393** | 83 | 343 | **426** |
| 10 | 965 | 196 | 324 | **520** | 190 | 297 | **487** | 197 | 298 | **495** |
| 11 | 1,267 | 193 | 404 | **597** | 204 | 435 | **639** | 201 | 435 | **636** |
| 12 | 879 | 152 | 285 | **437** | 146 | 289 | **435** | 156 | 277 | **433** |
| 13 | 680 | 150 | 204 | **354** | 140 | 197 | **337** | 143 | 197 | **340** |
| 14 | 1,391 | 230 | 489 | **719** | 214 | 454 | **668** | 214 | 433 | **647** |
| 15 | 1,393 | 254 | 439 | **693** | 248 | 439 | **687** | 253 | 418 | **671** |
| 16 | 1,798 | 422 | 513 | **935** | 406 | 483 | **889** | 404 | 490 | **894** |
| 17 | 1,487 | 222 | 540 | **762** | 193 | 517 | **710** | 212 | 495 | **707** |
| 18 | 1,084 | 257 | 332 | **589** | 234 | 344 | **578** | 248 | 321 | **569** |
| 19 | 984 | 191 | 333 | **524** | 178 | 316 | **494** | 193 | 306 | **499** |
| 20 | 772 | 169 | 288 | **457** | 152 | 282 | **434** | 151 | 272 | **423** |
| 21 | 739 | 47 | 318 | **365** | 47 | 323 | **370** | 45 | 359 | **404** |
| 22 | 1,810 | 464 | 551 | **1,015** | 449 | 504 | **953** | 449 | 515 | **964** |
| 23 | 1,595 | 333 | 508 | **841** | 314 | 466 | **780** | 311 | 459 | **770** |
| 24 | 1,861 | 462 | 568 | **1,030** | 427 | 527 | **954** | 431 | 521 | **952** |
| 25 | 1,344 | 334 | 412 | **746** | 304 | 389 | **693** | 322 | 369 | **691** |
| 26 | 1,172 | 328 | 343 | **671** | 294 | 313 | **607** | 316 | 314 | **630** |
| 27 | 1,326 | 271 | 446 | **717** | 246 | 437 | **683** | 255 | 446 | **701** |
| 28 | 1,403 | 464 | 357 | **821** | 412 | 307 | **719** | 445 | 325 | **770** |
| 29 | 859 | 154 | 304 | **458** | 136 | 292 | **428** | 143 | 282 | **425** |
| 30 | 1,063 | 223 | 313 | **536** | 196 | 309 | **505** | 212 | 297 | **509** |
| | **35,422** | **7,260** | **11,505** | **18,765** | **6,736** | **11,091** | **17,827** | **6,965** | **10,964** | **17,929** |

| | POLL BOOK TOTALS | Deborah A. Servitto | | | Elizabeth Gleicher | | | Kathleen Jansen | | |
|---|---|---|---|---|---|---|---|---|---|---|
| | | AV | Elec Day | TOTAL | AV | Elec Day | TOTAL | AV | Elec Day | TOTAL |
| ST. CLAIR SHORES | | | | | | | | | | |
| 01 | 1,882 | 466 | 541 | **1,007** | 445 | 524 | **969** | 461 | 530 | **991** |
| 02 | 1,666 | 419 | 523 | **942** | 382 | 474 | **856** | 405 | 474 | **879** |
| 03 | 1,600 | 253 | 609 | **862** | 225 | 576 | **801** | 241 | 579 | **820** |
| 04 | 1,569 | 316 | 535 | **851** | 290 | 500 | **790** | 310 | 492 | **802** |

| | | | | | | | | | | |
|---|---|---|---|---|---|---|---|---|---|---|
| 05 | 1,452 | 202 | 519 | **721** | 193 | 496 | **689** | 192 | 508 | **700** |
| 06 | 1,434 | 251 | 488 | **739** | 219 | 471 | **690** | 235 | 499 | **734** |
| 07 | 912 | 143 | 334 | **477** | 121 | 302 | **423** | 129 | 317 | **446** |
| 08 | 1,303 | 246 | 462 | **708** | 215 | 410 | **625** | 224 | 408 | **632** |
| 09 | 842 | 156 | 266 | **422** | 138 | 267 | **405** | 157 | 266 | **423** |
| 10 | 1,587 | 279 | 580 | **859** | 238 | 542 | **780** | 258 | 529 | **787** |
| 11 | 664 | 112 | 270 | **382** | 103 | 221 | **324** | 108 | 218 | **326** |
| 12 | 1,585 | 329 | 520 | **849** | 296 | 475 | **771** | 306 | 477 | **783** |
| 13 | 1,896 | 455 | 577 | **1,032** | 399 | 528 | **927** | 414 | 543 | **957** |
| 14 | 637 | 116 | 224 | **340** | 97 | 207 | **304** | 102 | 216 | **318** |
| 15 | 1,565 | 280 | 544 | **824** | 255 | 496 | **751** | 258 | 518 | **776** |
| 16 | 1,466 | 274 | 508 | **782** | 252 | 463 | **715** | 265 | 472 | **737** |
| 17 | 1,641 | 346 | 571 | **917** | 304 | 523 | **827** | 311 | 536 | **847** |
| 18 | 1,291 | 266 | 446 | **712** | 239 | 417 | **656** | 245 | 401 | **646** |
| 19 | 1,063 | 224 | 366 | **590** | 183 | 337 | **520** | 198 | 326 | **524** |
| 20 | 760 | 172 | 242 | **414** | 143 | 238 | **381** | 148 | 238 | **386** |
| 21 | 1,195 | 208 | 416 | **624** | 173 | 405 | **578** | 200 | 411 | **611** |
| 22 | 959 | 169 | 339 | **508** | 162 | 314 | **476** | 172 | 316 | **488** |
| 23 | 1,279 | 237 | 439 | **676** | 188 | 397 | **585** | 213 | 379 | **592** |
| | **30,248** | **5,919** | **10,319** | **16,238** | **5,260** | **9,583** | **14,843** | **5,552** | **9,653** | **15,205** |

| | POLL BOOK TOTALS | Deborah A. Servitto | | | Elizabeth Gleicher | | | Kathleen Jansen | | |
|---|---|---|---|---|---|---|---|---|---|---|
| | | AV | Elec Day | TOTAL | AV | Elec Day | TOTAL | AV | Elec Day | TOTAL |
| **STERLING HEIGHTS** | | | | | | | | | | |
| 01 | 833 | 118 | 340 | **458** | 115 | 347 | **462** | 112 | 368 | **480** |
| 02 | 1,330 | 207 | 491 | **698** | 181 | 484 | **665** | 188 | 490 | **678** |
| 03 | 1,454 | 265 | 547 | **812** | 229 | 516 | **745** | 242 | 557 | **799** |
| 04 | 1,714 | 314 | 626 | **940** | 292 | 591 | **883** | 298 | 615 | **913** |
| 05 | 1,577 | 252 | 559 | **811** | 237 | 567 | **804** | 250 | 592 | **842** |
| 06 | 853 | 147 | 304 | **451** | 128 | 296 | **424** | 139 | 301 | **440** |
| 07 | 1,317 | 218 | 473 | **691** | 213 | 496 | **709** | 219 | 491 | **710** |
| 08 | 1,002 | 152 | 403 | **555** | 142 | 408 | **550** | 145 | 416 | **561** |
| 09 | 559 | 87 | 190 | **277** | 79 | 190 | **269** | 77 | 194 | **271** |
| 10 | 1,302 | 281 | 452 | **733** | 248 | 436 | **684** | 268 | 447 | **715** |
| 11 | 779 | 159 | 280 | **439** | 132 | 269 | **401** | 150 | 266 | **416** |
| 12 | 1,430 | 282 | 509 | **791** | 251 | 490 | **741** | 271 | 483 | **754** |
| 13 | 850 | 129 | 309 | **438** | 126 | 326 | **452** | 126 | 314 | **440** |
| 14 | 753 | 129 | 271 | **400** | 127 | 288 | **415** | 129 | 261 | **390** |
| 15 | 797 | 136 | 265 | **401** | 122 | 262 | **384** | 121 | 281 | **402** |

| | | | | | | | | | | |
|---|---|---|---|---|---|---|---|---|---|---|
| 16 | 812 | 141 | 285 | **426** | 131 | 302 | **433** | 139 | 302 | **441** |
| 17 | 826 | 161 | 279 | **440** | 151 | 314 | **465** | 157 | 295 | **452** |
| 18 | 1,296 | 230 | 476 | **706** | 209 | 459 | **668** | 211 | 460 | **671** |
| 19 | 1,476 | 272 | 514 | **786** | 254 | 489 | **743** | 255 | 524 | **779** |
| 20 | 1,260 | 209 | 459 | **668** | 199 | 446 | **645** | 208 | 438 | **646** |
| 21 | 780 | 105 | 298 | **403** | 105 | 294 | **399** | 117 | 296 | **413** |
| 22 | 926 | 157 | 344 | **501** | 142 | 358 | **500** | 145 | 347 | **492** |
| 23 | 926 | 150 | 316 | **466** | 150 | 342 | **492** | 148 | 328 | **476** |
| 24 | 946 | 121 | 364 | **485** | 108 | 368 | **476** | 107 | 367 | **474** |
| 25 | 1,598 | 281 | 552 | **833** | 268 | 551 | **819** | 268 | 530 | **798** |
| 26 | 1,478 | 257 | 529 | **786** | 232 | 495 | **727** | 240 | 494 | **734** |
| 27 | 1,355 | 244 | 482 | **726** | 209 | 472 | **681** | 216 | 497 | **713** |
| 28 | 1,121 | 217 | 394 | **611** | 201 | 377 | **578** | 218 | 388 | **606** |
| 29 | 1,083 | 184 | 395 | **579** | 170 | 379 | **549** | 175 | 376 | **551** |
| 30 | 682 | 92 | 233 | **325** | 88 | 225 | **313** | 89 | 237 | **326** |
| 31 | 696 | 88 | 293 | **381** | 80 | 287 | **367** | 83 | 285 | **368** |
| 32 | 495 | 43 | 221 | **264** | 34 | 203 | **237** | 39 | 230 | **269** |
| 33 | 951 | 230 | 282 | **512** | 221 | 304 | **525** | 223 | 295 | **518** |
| 34 | 1,276 | 220 | 474 | **694** | 202 | 479 | **681** | 208 | 469 | **677** |
| 35 | 850 | 80 | 360 | **440** | 69 | 362 | **431** | 76 | 379 | **455** |
| 36 | 1,380 | 286 | 472 | **758** | 260 | 430 | **690** | 280 | 438 | **718** |
| 37 | 1,320 | 209 | 473 | **682** | 198 | 463 | **661** | 204 | 455 | **659** |
| 38 | 1,475 | 324 | 490 | **814** | 301 | 482 | **783** | 304 | 476 | **780** |
| 39 | 1,117 | 157 | 431 | **588** | 146 | 434 | **580** | 161 | 440 | **601** |
| 40 | 595 | 63 | 214 | **277** | 59 | 213 | **272** | 68 | 219 | **287** |
| 41 | 851 | 105 | 320 | **425** | 92 | 299 | **391** | 98 | 314 | **412** |
| 42 | 1,056 | 233 | 330 | **563** | 220 | 325 | **545** | 229 | 326 | **555** |
| 43 | 1,790 | 459 | 538 | **997** | 429 | 549 | **978** | 438 | 545 | **983** |
| 44 | 1,074 | 258 | 310 | **568** | 253 | 303 | **556** | 264 | 292 | **556** |
| 45 | 1,351 | 258 | 506 | **764** | 246 | 514 | **760** | 248 | 508 | **756** |
| | **49,392** | **8,710** | **17,653** | **26,363** | **8,049** | **17,484** | **25,533** | **8,351** | **17,626** | **25,977** |

| | POLL BOOK TOTALS | Deborah A. Servitto | | | Elizabeth Gleicher | | | Kathleen Jansen | | |
|---|---|---|---|---|---|---|---|---|---|---|
| | | AV | Elec Day | TOTAL | AV | Elec Day | TOTAL | AV | Elec Day | TOTAL |
| UTICA | | | | | | | | | | |
| 01 | 427 | 43 | 195 | **238** | 38 | 183 | **221** | 38 | 176 | **214** |
| 02 | 807 | 110 | 290 | **400** | 99 | 277 | **376** | 108 | 274 | **382** |
| 03 | 903 | 144 | 349 | **493** | 138 | 351 | **489** | 143 | 350 | **493** |
| | **2,137** | **297** | **834** | **1,131** | **275** | **811** | **1,086** | **289** | **800** | **1,089** |

| | POLL BOOK TOTALS | Deborah A. **Servitto** | | | Elizabeth **Gleicher** | | | Kathleen **Jansen** | | |
|---|---|---|---|---|---|---|---|---|---|---|
| | | AV | Elec Day | TOTAL | AV | Elec Day | TOTAL | AV | Elec Day | TOTAL |
| **WARREN** | | | | | | | | | | |
| 01 | 1,332 | 153 | 549 | **702** | 143 | 583 | **726** | 142 | 588 | **730** |
| 03 | 1,156 | **117** | 468 | **585** | 101 | 481 | **582** | **110** | 518 | **628** |
| 04 | 888 | 94 | 368 | **462** | 78 | 333 | **411** | 81 | 357 | **438** |
| 05 | 780 | 106 | 314 | **420** | 101 | 316 | **417** | 102 | 318 | **420** |
| 06 | 1,050 | **153** | 424 | **577** | 128 | 393 | **521** | 132 | 463 | **595** |
| 07 | 690 | 49 | 306 | **355** | 51 | 298 | **349** | 49 | 305 | **354** |
| 08 | **774** | 73 | 326 | **399** | 59 | 313 | **372** | 66 | 323 | **389** |
| 09 | 862 | 71 | 367 | **438** | 54 | 340 | **394** | 69 | 373 | **442** |
| 10 | 688 | 49 | 304 | **353** | 46 | 283 | **329** | 49 | 329 | **378** |
| 11 | 15 | 2 | 8 | **10** | 0 | 8 | **8** | 1 | 7 | **8** |
| 12 | 499 | 53 | 216 | **269** | 46 | 190 | **236** | 49 | 204 | **253** |
| 13 | 306 | 39 | 125 | **164** | 31 | 120 | **151** | 37 | 116 | **153** |
| 14 | 1,240 | 159 | 542 | **701** | 151 | 515 | **666** | 152 | 542 | **694** |
| 15 | 1,359 | 156 | 607 | **763** | 127 | 584 | **711** | 145 | 597 | **742** |
| 17 | 943 | 155 | 337 | **492** | 131 | 324 | **455** | 137 | 325 | **462** |
| 18 | 329 | 32 | 148 | **180** | 32 | 134 | **166** | 29 | 157 | **186** |
| 19 | 899 | 114 | 366 | **480** | 92 | 356 | **448** | 99 | 357 | **456** |
| 20 | 1,228 | **214** | 472 | **686** | 194 | 432 | **626** | 201 | 437 | **638** |
| 22 | 1,243 | 168 | 493 | **661** | 154 | 452 | **606** | 160 | 467 | **627** |
| 23 | 1,004 | 197 | 365 | **562** | 174 | 344 | **518** | 170 | 327 | **497** |
| 24 | 446 | 64 | 196 | **260** | 55 | 191 | **246** | 58 | 195 | **253** |
| 25 | 715 | 94 | 296 | **390** | 69 | 266 | **335** | 78 | 286 | **364** |
| 26 | 539 | 50 | 227 | **277** | 52 | 202 | **254** | 54 | 234 | **288** |
| 27 | 1,899 | 352 | 717 | **1,069** | 302 | 637 | **939** | 322 | 675 | **997** |
| 28 | 1,585 | 313 | 543 | **856** | 262 | 534 | **796** | 276 | 553 | **829** |
| 31 | 1,416 | 332 | 473 | **805** | 265 | 448 | **713** | 295 | 423 | **718** |
| 32 | 1,231 | 224 | 463 | **687** | 188 | 421 | **609** | 211 | 418 | **629** |
| 33 | 1,350 | 266 | 514 | **780** | 210 | 444 | **654** | 217 | 470 | **687** |
| 34 | 696 | 91 | 282 | **373** | 79 | 290 | **369** | 81 | 291 | **372** |
| 35 | 1,271 | 244 | 443 | **687** | 233 | 429 | **662** | 241 | 474 | **715** |
| 36 | 1,935 | 385 | 688 | **1,073** | 334 | 681 | **1,015** | 352 | 671 | **1,023** |
| 38 | 1,625 | 269 | 613 | **882** | 241 | 611 | **852** | 238 | 617 | **855** |
| 41 | 1,451 | 253 | 582 | **835** | 206 | 523 | **729** | 219 | 523 | **742** |
| 43 | 1,119 | 195 | 433 | **628** | 158 | 401 | **559** | 167 | 413 | **580** |
| 44 | 999 | 197 | 333 | **530** | 175 | 296 | **471** | 180 | 352 | **532** |

| | | | | | | | | | | |
|---|---|---|---|---|---|---|---|---|---|---|
| 45 | 991 | 198 | 377 | **575** | 170 | 380 | **550** | 185 | 392 | **577** |
| 46 | 874 | 158 | 338 | **496** | 149 | 340 | **489** | 154 | 345 | **499** |
| 47 | 1,408 | 296 | 453 | **749** | 250 | 462 | **712** | 257 | 462 | **719** |
| 48 | 637 | 138 | 214 | **352** | 120 | 212 | **332** | 129 | 214 | **343** |
| 49 | 1,515 | 287 | 577 | **864** | 262 | 522 | **784** | 273 | 530 | **803** |
| 50 | 1,250 | 231 | 473 | **704** | 209 | 449 | **658** | 224 | 443 | **667** |
| 51 | 1,428 | 393 | 455 | **848** | 321 | 405 | **726** | 335 | 412 | **747** |
| 52 | 892 | 199 | 340 | **539** | 181 | 296 | **477** | 180 | 292 | **472** |
| 53 | 842 | 138 | 334 | **472** | 116 | 260 | **376** | 118 | 268 | **386** |
| 54 | 1,044 | 270 | 347 | **617** | 227 | 288 | **515** | 235 | 299 | **534** |
| 55 | 1,143 | 149 | 426 | **575** | 131 | 413 | **544** | 143 | 417 | **560** |
| 56 | 578 | 114 | 220 | **334** | 84 | 206 | **290** | 86 | 207 | **293** |
| 57 | 1,039 | 166 | 417 | **583** | 146 | 372 | **518** | 155 | 393 | **548** |
| 58 | 1,544 | 322 | 543 | **865** | 265 | 510 | **775** | 285 | 511 | **796** |
| | **50,747** | **8,542** | **19,422** | **27,964** | **7,353** | **18,288** | **25,641** | **7,728** | **18,890** | **26,618** |
| | POLL BOOK TOTALS | Deborah A. **Servitto** | | | Elizabeth **Gleicher** | | | Kathleen **Jansen** | | |
| | | AV | Elec Day | TOTAL | AV | Elec Day | TOTAL | AV | Elec Day | TOTAL |
| **WASHINGTON TOWNSHIP** | | | | | | | | | | |
| 01 | 829 | 134 | 289 | **423** | 120 | 260 | **380** | 127 | 256 | **383** |
| 02 | 1,643 | 409 | 509 | **918** | 371 | 491 | **862** | 394 | 489 | **883** |
| 03 | 1,480 | 289 | 459 | **748** | 262 | 446 | **708** | 267 | 446 | **713** |
| 04 | 1,151 | 165 | 417 | **582** | 149 | 399 | **548** | 154 | 408 | **562** |
| 05 | 1,463 | 283 | 472 | **755** | 256 | 436 | **692** | 260 | 433 | **693** |
| 06 | 2,195 | 642 | 579 | **1,221** | 589 | 536 | **1,125** | 607 | 506 | **1,113** |
| 07 | 1,557 | 318 | 503 | **821** | 290 | 472 | **762** | 292 | 453 | **745** |
| 08 | 1,314 | 287 | 422 | **709** | 267 | 420 | **687** | 261 | 392 | **653** |
| 09 | 759 | 104 | 245 | **349** | 103 | 226 | **329** | 106 | 214 | **320** |
| 10 | 1,081 | 183 | 378 | **561** | 155 | 354 | **509** | 161 | 346 | **507** |
| | **13,472** | **2,814** | **4,273** | **7,087** | **2,562** | **4,040** | **6,602** | **2,629** | **3,943** | **6,572** |
| **TOTALS** | | | | | | | | | | |
| | **365,489** | **67,150** | **130,402** | **197,552** | **60,364** | **123,184** | **183,548** | **63,274** | **124,838** | **188,112** |

☐ Yellow in the TOTALS column means precinct hasn't reported
MJA indicates **AV** (Absentee) results are included in **Elec Day** results

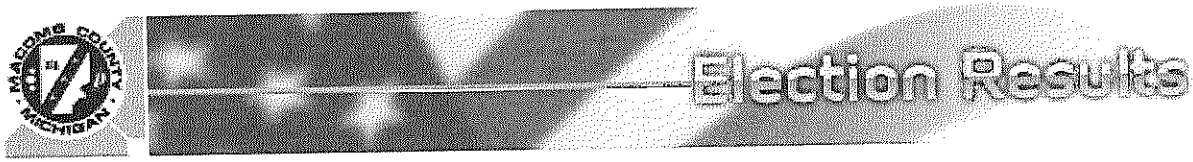


# Judge of Court of Appeals - 2nd District - Incumbent Position

## One partial term ending 1/1/2021

Official results, updated **November 20, 2:34 PM**



| | POLL BOOK TOTALS | Jonathan **Tukel** AV | Elec Day | TOTAL |
|---|---|---|---|---|
| **ARMADA TOWNSHIP** | | | | |
| 01 | 1,617 | 271 | 623 | **894** |
| 02 | 1,081 | 166 | 432 | **598** |
| | **2,698** | **437** | **1,055** | **1,492** |

| | POLL BOOK TOTALS | Jonathan **Tukel** AV | Elec Day | TOTAL |
|---|---|---|---|---|
| **BRUCE TOWNSHIP** | | | | |
| 01 | 891 | 139 | 356 | **495** |
| 02 | 1,627 | 259 | 642 | **901** |
| 03 | 986 | 193 | 403 | **596** |
| 04 | 1,140 | 185 | 444 | **629** |
| | **4,644** | **776** | **1,845** | **2,621** |

| | POLL BOOK TOTALS | Jonathan **Tukel** AV | Elec Day | TOTAL |
|---|---|---|---|---|
| **CENTER LINE** | | | | |
| 01 | 762 | 112 | 411 | **523** |
| 02 | 585 | 131 | 263 | **394** |
| 03 | 918 | 117 | 501 | **618** |
| 04 | 461 | 54 | 244 | **298** |
| 05 | 490 | 44 | 250 | **294** |
| | **3,216** | **458** | **1,669** | **2,127** |

| | POLL BOOK TOTALS | Jonathan **Tukel** AV | Elec Day | TOTAL |
|---|---|---|---|---|

| CHESTERFIELD TOWNSHIP | | | | |
|---|---|---|---|---|
| 01 | 1,185 | 262 | 468 | **730** |
| 02 | 1,229 | 216 | 517 | **733** |
| 03 | 1,578 | 221 | 738 | **959** |
| 04 | 1,479 | 259 | 611 | **870** |
| 05 | 1,105 | 227 | 431 | **658** |
| 06 | 1,454 | 181 | 733 | **914** |
| 07 | 1,333 | 252 | 559 | **811** |
| 08 | 1,444 | 234 | 582 | **816** |
| 09 | 1,233 | 212 | 536 | **748** |
| 10 | 1,486 | 437 | 442 | **879** |
| 11 | 1,581 | 333 | 649 | **982** |
| 12 | 1,038 | 120 | 543 | **663** |
| 13 | 1,618 | 358 | 658 | **1,016** |
| 14 | 1,711 | 255 | 728 | **983** |
| | **19,474** | **3,567** | **8,195** | **11,762** |

| | POLL BOOK TOTALS | Jonathan Tukel AV | Elec Day | TOTAL |
|---|---|---|---|---|
| CLINTON TOWNSHIP | | | | |
| 01 | 912 | 254 | 335 | **589** |
| 02 | 417 | 87 | 188 | **275** |
| 03 | 1,018 | 160 | 522 | **682** |
| 04 | 277 | 71 | 104 | **175** |
| 05 | 780 | 95 | 416 | **511** |
| 06 | 1,012 | 215 | 434 | **649** |
| 07 | 482 | 97 | 218 | **315** |
| 08 | 822 | 135 | 374 | **509** |
| 09 | 564 | 100 | 250 | **350** |
| 10 | 836 | 199 | 308 | **507** |
| 11 | 897 | 114 | 458 | **572** |
| 12 | 468 | 79 | 224 | **303** |
| 13 | 1,046 | 140 | 554 | **694** |
| 14 | 386 | 52 | 167 | **219** |
| 15 | 744 | 113 | 333 | **446** |
| 16 | 1,021 | 265 | 388 | **653** |
| 17 | 786 | 146 | 357 | **503** |
| 18 | 853 | 178 | 338 | **516** |
| 19 | 903 | 266 | 253 | **519** |

| | | | | |
|---|---|---|---|---|
| 20 | 229 | 6 | 169 | **175** |
| 21 | 535 | 125 | 215 | **340** |
| 22 | 1,073 | 207 | 503 | **710** |
| 23 | 1,288 | 293 | 504 | **797** |
| 24 | 747 | 171 | 287 | **458** |
| 25 | 885 | 172 | 410 | **582** |
| 26 | 1,061 | 228 | 421 | **649** |
| 27 | 915 | 278 | 285 | **563** |
| 28 | 914 | 135 | 489 | **624** |
| 29 | 1,249 | 295 | 438 | **733** |
| 30 | 941 | 166 | 405 | **571** |
| 31 | 1,136 | 163 | 519 | **682** |
| 32 | 678 | 172 | 250 | **422** |
| 33 | 1,439 | 317 | 633 | **950** |
| 34 | 1,195 | 137 | 659 | **796** |
| 35 | 1,529 | 505 | 458 | **963** |
| 36 | 1,108 | 208 | 489 | **697** |
| 37 | 1,380 | 392 | 454 | **846** |
| 38 | 873 | 199 | 306 | **505** |
| 39 | 823 | 253 | 286 | **539** |
| 40 | 1,252 | 271 | 489 | **760** |
| 41 | 980 | 230 | 381 | **611** |
| 42 | 1,203 | 258 | 554 | **812** |
| 43 | 527 | 121 | 206 | **327** |
| 44 | 1,576 | 448 | 515 | **963** |
| 45 | 1,039 | 228 | 388 | **616** |
| 46 | 1,681 | 514 | 534 | **1,048** |
| | **42,480** | **9,258** | **17,468** | **26,726** |

| | POLL BOOK TOTALS | Jonathan Tukel AV | Elec Day | TOTAL |
|---|---|---|---|---|
| **EASTPOINTE** | | | | |
| 01 | 712 | 94 | 338 | **432** |
| 02 | 1,140 | 192 | 569 | **761** |
| 03 | 1,054 | 142 | 572 | **714** |
| 04 | 987 | 172 | 468 | **640** |
| 05 | 1,020 | 132 | 573 | **705** |
| 06 | 1,049 | 151 | 528 | **679** |
| 07 | 923 | 113 | 474 | **587** |

| | | | | |
|---|---|---|---|---|
| 08 | 1,173 | 208 | 582 | **790** |
| 09 | 814 | 129 | 394 | **523** |
| 10 | 782 | 87 | 441 | **528** |
| 11 | 935 | 133 | 522 | **655** |
| 12 | 1,384 | 255 | 663 | **918** |
| 13 | 471 | 110 | 182 | **292** |
| 14 | 979 | 201 | 421 | **622** |
| | **13,423** | **2,119** | **6,727** | **8,846** |

| | POLL BOOK TOTALS | Jonathan Tukel AV | Elec Day | TOTAL |
|---|---|---|---|---|
| **FRASER** | | | | |
| 01 | 719 | 101 | 347 | **448** |
| 02 | 1,148 | 193 | 475 | **668** |
| 03 | 1,340 | 246 | 559 | **805** |
| 04 | 1,059 | 147 | 464 | **611** |
| 05 | 417 | 76 | 183 | **259** |
| 06 | 1,282 | 195 | 505 | **700** |
| 07 | 724 | 140 | 322 | **462** |
| | **6,689** | **1,098** | **2,855** | **3,953** |

| | POLL BOOK TOTALS | Jonathan Tukel AV | Elec Day | TOTAL |
|---|---|---|---|---|
| **GROSSE POINTE SHORES** | | | | |
| 03 | 56 | [illegible] | 34 | **34** |
| | **56** | [illegible] | **34** | **34** |

| | POLL BOOK TOTALS | Jonathan Tukel AV | Elec Day | TOTAL |
|---|---|---|---|---|
| **HARRISON TOWNSHIP** | | | | |
| 01 | 1,181 | 241 | 470 | **711** |
| 02 | 1,342 | 307 | 528 | **835** |
| 03 | 1,191 | 272 | 428 | **700** |
| 04 | 1,376 | 332 | 544 | **876** |
| 05 | 1,310 | 367 | 401 | **768** |
| 06 | 1,343 | 294 | 537 | **831** |
| 07 | 1,292 | 313 | 420 | **733** |
| 08 | 935 | 182 | 415 | **597** |
| 09 | 1,199 | 312 | 398 | **710** |
| 10 | 1,067 | 219 | 416 | **635** |
| | **12,236** | **2,839** | **4,557** | **7,396** |

| | POLL BOOK TOTALS | Jonathan Tukel AV | Elec Day | TOTAL |
|---|---|---|---|---|
| **LENOX TOWNSHIP** | | | | |
| 01 | 817 | 160 | 286 | **446** |
| 02 | 1,172 | 202 | 499 | **701** |
| 03 | 1,136 | 145 | 585 | **730** |
| 04 | 536 | 39 | 326 | **365** |
| | **3,661** | **546** | **1,696** | **2,242** |

| | POLL BOOK TOTALS | Jonathan Tukel AV | Elec Day | TOTAL |
|---|---|---|---|---|
| **MACOMB TOWNSHIP** | | | | |
| 01 | 968 | 200 | 357 | **557** |
| 02 | 1,079 | 196 | 411 | **607** |
| 03 | 1,137 | 164 | 541 | **705** |
| 04 | 1,071 | 197 | 512 | **709** |
| 05 | 1,397 | 253 | 643 | **896** |
| 06 | 978 | 268 | 330 | **598** |
| 07 | 994 | 209 | 398 | **607** |
| 08 | 1,008 | 214 | 369 | **583** |
| 09 | 772 | 159 | 317 | **476** |
| 10 | 906 | 147 | 481 | **628** |
| 11 | 1,319 | 189 | 629 | **818** |
| 12 | 1,240 | 281 | 490 | **771** |
| 13 | 1,162 | 149 | 532 | **681** |
| 14 | 1,267 | 246 | 496 | **742** |
| 15 | 1,282 | 359 | 404 | **763** |
| 16 | 1,565 | 244 | 702 | **946** |
| 17 | 1,487 | 250 | 671 | **921** |
| 18 | 867 | 192 | 402 | **594** |
| 19 | 621 | 92 | 309 | **401** |
| 20 | 1,146 | 166 | 503 | **669** |
| 21 | 1,466 | 363 | 510 | **873** |
| 22 | 1,234 | 346 | 392 | **738** |
| 23 | 1,086 | 395 | 279 | **674** |
| 24 | 1,063 | 393 | 262 | **655** |
| 25 | 938 | 112 | 443 | **555** |
| 26 | 832 | 140 | 376 | **516** |
| 27 | 1,436 | 235 | 606 | **841** |

| | | | | |
|---|---|---|---|---|
| 28 | 905 | 135 | 412 | **547** |
| 29 | 1,044 | 142 | 535 | **677** |
| 30 | 1,135 | 205 | 515 | **720** |
| 31 | 804 | 172 | 354 | **526** |
| 32 | 1,091 | 169 | 466 | **635** |
| 33 | 815 | 186 | 305 | **491** |
| 34 | 1,039 | 126 | 536 | **662** |
| 35 | 1,143 | 147 | 577 | **724** |
| 36 | 938 | 128 | 467 | **595** |
| 37 | 800 | 181 | 284 | **465** |
| | **40,035** | **7,750** | **16,816** | **24,566** |

| | POLL BOOK TOTALS | Jonathan Tukel AV | Elec Day | TOTAL |
|---|---|---|---|---|
| **MEMPHIS** | | | | |
| 01 | 308 | N/A | 192 | **192** |
| | **308** | N/A | **192** | **192** |

| | POLL BOOK TOTALS | Jonathan Tukel AV | Elec Day | TOTAL |
|---|---|---|---|---|
| **MOUNT CLEMENS** | | | | |
| 01 | 639 | 102 | 330 | **432** |
| 02 | 911 | 113 | 424 | **537** |
| 03 | 1,356 | 170 | 733 | **903** |
| 04 | 611 | 83 | 303 | **386** |
| 05 | 612 | 151 | 271 | **422** |
| 06 | 721 | 85 | 360 | **445** |
| 09 | 1,081 | 197 | 442 | **639** |
| | **5,931** | **901** | **2,863** | **3,764** |

| | POLL BOOK TOTALS | Jonathan Tukel AV | Elec Day | TOTAL |
|---|---|---|---|---|
| **NEW BALTIMORE** | | | | |
| 01 | 850 | 131 | 400 | **531** |
| 02 | 682 | 87 | 327 | **414** |
| 03 | 1,567 | 218 | 711 | **929** |
| 04 | 1,265 | 231 | 575 | **806** |
| 05 | 1,217 | 180 | 540 | **720** |
| | **5,581** | **847** | **2,553** | **3,400** |

| | POLL BOOK TOTALS | Jonathan Tukel AV | Elec Day | TOTAL |
|---|---|---|---|---|

RAY TOWNSHIP

| | | | | |
|---|---|---|---|---|
| 01 | 830 | 143 | 316 | **459** |
| 02 | 1,115 | 207 | 451 | **658** |
| | **1,945** | **350** | **767** | **1,117** |

| | POLL BOOK TOTALS | Jonathan Tukel AV | Elec Day | TOTAL |
|---|---|---|---|---|

RICHMOND CITY

| | | | | |
|---|---|---|---|---|
| 01 | 1,407 | 256 | 593 | **849** |
| 02 | 1,204 | 197 | 539 | **736** |
| | **2,611** | **453** | **1,132** | **1,585** |

| | POLL BOOK TOTALS | Jonathan Tukel AV | Elec Day | TOTAL |
|---|---|---|---|---|

RICHMOND TOWNSHIP

| | | | | |
|---|---|---|---|---|
| 01 | 804 | N/A | 431 | **431** |
| 02 | 947 | N/A | 526 | **526** |
| | **1,751** | N/A | **957** | **957** |

| | POLL BOOK TOTALS | Jonathan Tukel AV | Elec Day | TOTAL |
|---|---|---|---|---|

ROSEVILLE

| | | | | |
|---|---|---|---|---|
| 01 | 1,170 | 171 | 615 | **786** |
| 02 | 1,605 | 251 | 795 | **1,046** |
| 03 | 1,072 | 179 | 533 | **712** |
| 04 | 673 | 109 | 325 | **434** |
| 05 | 1,141 | 187 | 587 | **774** |
| 06 | 1,511 | 236 | 789 | **1,025** |
| 07 | 1,546 | 232 | 806 | **1,038** |
| 08 | 1,404 | 263 | 645 | **908** |
| 09 | 1,456 | 282 | 698 | **980** |
| 10 | 864 | 129 | 429 | **558** |
| 11 | 1,151 | 196 | 558 | **754** |
| 12 | 951 | 186 | 410 | **596** |
| 13 | 575 | 100 | 294 | **394** |
| 14 | 875 | 162 | 417 | **579** |
| 15 | 1,338 | 265 | 636 | **901** |
| | **17,332** | **2,948** | **8,537** | **11,485** |

| | POLL BOOK TOTALS | Jonathan Tukel AV | Elec Day | TOTAL |
|---|---|---|---|---|

SHELBY TOWNSHIP

| | | | | |
|---|---|---|---|---|
| 01 | 1,740 | 372 | 584 | **956** |
| 02 | 1,457 | 286 | 640 | **926** |
| 03 | 720 | 92 | 340 | **432** |
| 04 | 1,187 | 278 | 439 | **717** |
| 05 | 842 | 187 | 324 | **511** |
| 06 | 968 | 105 | 508 | **613** |
| 07 | 1,197 | 270 | 407 | **677** |
| 08 | 636 | 124 | 279 | **403** |
| 09 | 803 | 87 | 424 | **511** |
| 10 | 965 | 207 | 382 | **589** |
| 11 | 1,267 | 229 | 540 | **769** |
| 12 | 879 | 158 | 330 | **488** |
| 13 | 680 | 159 | 246 | **405** |
| 14 | 1,391 | 244 | 586 | **830** |
| 15 | 1,393 | 272 | 514 | **786** |
| 16 | 1,798 | 434 | 612 | **1,046** |
| 17 | 1,487 | 229 | 646 | **875** |
| 18 | 1,084 | 256 | 417 | **673** |
| 19 | 984 | 200 | 396 | **596** |
| 20 | 772 | 174 | 342 | **516** |
| 21 | 739 | 52 | 429 | **481** |
| 22 | 1,810 | 491 | 629 | **1,120** |
| 23 | 1,595 | 331 | 586 | **917** |
| 24 | 1,861 | 461 | 628 | **1,089** |
| 25 | 1,344 | 330 | 477 | **807** |
| 26 | 1,172 | 346 | 410 | **756** |
| 27 | 1,326 | 267 | 557 | **824** |
| 28 | 1,403 | 468 | 383 | **851** |
| 29 | 859 | 149 | 353 | **502** |
| 30 | 1,063 | 221 | 380 | **601** |
| | **35,422** | **7,479** | **13,788** | **21,267** |

| | POLL BOOK TOTALS | Jonathan Tukel AV | Elec Day | TOTAL |
|---|---|---|---|---|
| **ST. CLAIR SHORES** | | | | |
| 01 | 1,882 | 468 | 627 | **1,095** |
| 02 | 1,666 | 429 | 613 | **1,042** |
| 03 | 1,600 | 260 | 715 | **975** |
| 04 | 1,569 | 322 | 647 | **969** |

| | | | | |
|---|---|---|---|---|
| 05 | 1,452 | 207 | 651 | **858** |
| 06 | 1,434 | 240 | 638 | **878** |
| 07 | 912 | 148 | 403 | **551** |
| 08 | 1,303 | 273 | 528 | **801** |
| 09 | 842 | 177 | 337 | **514** |
| 10 | 1,587 | 287 | 715 | **1,002** |
| 11 | 664 | 119 | 281 | **400** |
| 12 | 1,585 | 339 | 587 | **926** |
| 13 | 1,896 | 446 | 662 | **1,108** |
| 14 | 637 | 120 | 289 | **409** |
| 15 | 1,565 | 290 | 676 | **966** |
| 16 | 1,466 | 306 | 619 | **925** |
| 17 | 1,641 | 363 | 674 | **1,037** |
| 18 | 1,291 | 272 | 522 | **794** |
| 19 | 1,063 | 218 | 429 | **647** |
| 20 | 760 | 169 | 296 | **465** |
| 21 | 1,195 | 218 | 528 | **746** |
| 22 | 959 | 185 | 406 | **591** |
| 23 | 1,279 | 233 | 508 | **741** |
| | **30,248** | **6,089** | **12,351** | **18,440** |

| | POLL BOOK TOTALS | Jonathan Tukel AV | Elec Day | TOTAL |
|---|---|---|---|---|
| **STERLING HEIGHTS** | | | | |
| 01 | 833 | 122 | 438 | **560** |
| 02 | 1,330 | 211 | 601 | **812** |
| 03 | 1,454 | 268 | 675 | **943** |
| 04 | 1,714 | 301 | 758 | **1,059** |
| 05 | 1,577 | 265 | 716 | **981** |
| 06 | 853 | 155 | 369 | **524** |
| 07 | 1,317 | 238 | 613 | **851** |
| 08 | 1,002 | 155 | 474 | **629** |
| 09 | 559 | 84 | 234 | **318** |
| 10 | 1,302 | 285 | 528 | **813** |
| 11 | 779 | 158 | 325 | **483** |
| 12 | 1,430 | 278 | 585 | **863** |
| 13 | 850 | 134 | 405 | **539** |
| 14 | 753 | 138 | 326 | **464** |
| 15 | 797 | 140 | 343 | **483** |

| | | | | |
|---|---|---|---|---|
| 16 | 812 | 146 | 364 | **510** |
| 17 | 826 | 164 | 348 | **512** |
| 18 | 1,296 | 227 | 562 | **789** |
| 19 | 1,476 | 276 | 637 | **913** |
| 20 | 1,260 | 215 | 538 | **753** |
| 21 | 780 | 117 | 364 | **481** |
| 22 | 926 | 163 | 431 | **594** |
| 23 | 926 | 160 | 405 | **565** |
| 24 | 946 | 131 | 438 | **569** |
| 25 | 1,598 | 293 | 674 | **967** |
| 26 | 1,478 | 264 | 586 | **850** |
| 27 | 1,355 | 222 | 601 | **823** |
| 28 | 1,121 | 217 | 445 | **662** |
| 29 | 1,083 | 194 | 468 | **662** |
| 30 | 682 | 104 | 294 | **398** |
| 31 | 696 | 87 | 373 | **460** |
| 32 | 495 | 40 | 291 | **331** |
| 33 | 951 | 222 | 352 | **574** |
| 34 | 1,276 | 233 | 562 | **795** |
| 35 | 850 | 77 | 472 | **549** |
| 36 | 1,380 | 302 | 552 | **854** |
| 37 | 1,320 | 222 | 550 | **772** |
| 38 | 1,475 | 330 | 581 | **911** |
| 39 | 1,117 | 162 | 548 | **710** |
| 40 | 595 | 69 | 270 | **339** |
| 41 | 851 | 108 | 411 | **519** |
| 42 | 1,056 | 235 | 411 | **646** |
| 43 | 1,790 | 452 | 648 | **1,100** |
| 44 | 1,074 | 277 | 361 | **638** |
| 45 | 1,351 | 260 | 621 | **881** |
| | **49,392** | **8,901** | **21,548** | **30,449** |

| | POLL BOOK TOTALS | Jonathan Tukel AV | Elec Day | TOTAL |
|---|---|---|---|---|
| **UTICA** | | | | |
| 01 | 427 | 45 | 230 | **275** |
| 02 | 807 | 115 | 333 | **448** |
| 03 | 903 | 147 | 453 | **600** |
| | **2,137** | **307** | **1,016** | **1,323** |

| | POLL BOOK TOTALS | Jonathan Tukel | | |
|---|---|---|---|---|
| | | AV | Elec Day | TOTAL |
| **WARREN** | | | | |
| 01 | 1,332 | 159 | 751 | **910** |
| 03 | 1,156 | 125 | 667 | **792** |
| 04 | 888 | 87 | 469 | **556** |
| 05 | 780 | 116 | 388 | **504** |
| 06 | 1,050 | 158 | 537 | **695** |
| 07 | 690 | 59 | 413 | **472** |
| 08 | 774 | 75 | 435 | **510** |
| 09 | 862 | 74 | 503 | **577** |
| 10 | 688 | 59 | 411 | **470** |
| 11 | 15 | 2 | 10 | **12** |
| 12 | 499 | 56 | 277 | **333** |
| 13 | 306 | 40 | 179 | **219** |
| 14 | 1,240 | 172 | 665 | **837** |
| 15 | 1,359 | 161 | 812 | **973** |
| 17 | 943 | 167 | 462 | **629** |
| 18 | 329 | 33 | 190 | **223** |
| 19 | 899 | 110 | 457 | **567** |
| 20 | 1,228 | 221 | 565 | **786** |
| 22 | 1,243 | 181 | 600 | **781** |
| 23 | 1,004 | 198 | 458 | **656** |
| 24 | 446 | 62 | 238 | **300** |
| 25 | 715 | 91 | 365 | **456** |
| 26 | 539 | 62 | 304 | **366** |
| 27 | 1,899 | 353 | 843 | **1,196** |
| 28 | 1,585 | 318 | 690 | **1,008** |
| 31 | 1,416 | 322 | 560 | **882** |
| 32 | 1,231 | 231 | 536 | **767** |
| 33 | 1,350 | 255 | 591 | **846** |
| 34 | 696 | 86 | 366 | **452** |
| 35 | 1,271 | 255 | 587 | **842** |
| 36 | 1,935 | 380 | 850 | **1,230** |
| 38 | 1,625 | 274 | 786 | **1,060** |
| 41 | 1,451 | 248 | 674 | **922** |
| 43 | 1,119 | 186 | 501 | **687** |
| 44 | 999 | 194 | 445 | **639** |

| | | | | |
|---|---|---|---|---|
| 45 | 991 | 200 | 450 | **650** |
| 46 | 874 | 165 | 400 | **565** |
| 47 | 1,408 | 284 | 566 | **850** |
| 48 | 637 | 136 | 250 | **386** |
| 49 | 1,515 | 297 | 654 | **951** |
| 50 | 1,250 | 252 | 592 | **844** |
| 51 | 1,428 | 371 | 525 | **896** |
| 52 | 892 | 201 | 380 | **581** |
| 53 | 842 | 138 | 341 | **479** |
| 54 | 1,044 | 259 | 398 | **657** |
| 55 | 1,143 | 156 | 516 | **672** |
| 56 | 578 | 103 | 256 | **359** |
| 57 | 1,039 | 156 | 486 | **642** |
| 58 | 1,544 | 315 | 669 | **984** |
| | **50,747** | **8,603** | **24,068** | **32,671** |

| | POLL BOOK TOTALS | Jonathan Tukel AV | Elec Day | TOTAL |
|---|---|---|---|---|
| **WASHINGTON TOWNSHIP** | | | | |
| 01 | 829 | 132 | 341 | **473** |
| 02 | 1,643 | 424 | 572 | **996** |
| 03 | 1,480 | 297 | 542 | **839** |
| 04 | 1,151 | 177 | 513 | **690** |
| 05 | 1,463 | 286 | 522 | **808** |
| 06 | 2,195 | 642 | 628 | **1,270** |
| 07 | 1,557 | 325 | 550 | **875** |
| 08 | 1,314 | 287 | 489 | **776** |
| 09 | 759 | 124 | 273 | **397** |
| 10 | 1,081 | 186 | 437 | **623** |
| | **13,472** | **2,880** | **4,867** | **7,747** |
| **TOTALS** | | | | |
| | **365,489** | **68,606** | **157,556** | **226,162** |

☐ Yellow in the TOTALS column means precinct hasn't reported
**AV** indicates **AV** (Absentee) results are included in **Elec Day** results

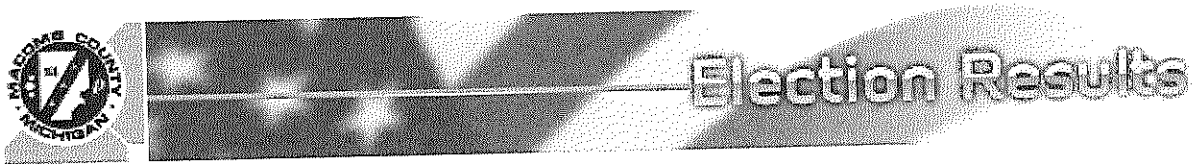


# Judge of Circuit Court - 16th Circuit - Incumbent Position

## Five 6-year terms

Official results, updated **November 20, 2:34 PM**

Race List | Race Summary | Race Details | **Race Details (Printer Friendly)**

| | POLL BOOK TOTALS | Edward A. **Servitto Jr.** | | | James M. **Biernat** | | | Jennifer M. **Faunce** | | | Mark **Switalski** | | | Tracey A. **Yokich** | | |
|---|---|---|---|---|---|---|---|---|---|---|---|---|---|---|---|---|
| | | AV | Elec Day | TOTAL | AV | Elec Day | TOTAL | AV | Elec Day | TOTAL | AV | Elec Day | TOTAL | AV | Elec Day | TOTAL |
| **ARMADA TOWNSHIP** | | | | | | | | | | | | | | | | |
| 01 | 1,617 | 253 | 447 | **700** | 243 | 463 | **706** | 252 | 444 | **696** | 251 | 448 | **699** | 243 | 417 | **660** |
| 02 | 1,081 | 160 | 343 | **503** | 149 | 338 | **487** | 162 | 320 | **482** | 157 | 329 | **486** | 150 | 303 | **453** |
| | **2,698** | **413** | **790** | **1,203** | **392** | **801** | **1,193** | **414** | **764** | **1,178** | **408** | **777** | **1,185** | **393** | **720** | **1,113** |

| | POLL BOOK TOTALS | Edward A. **Servitto Jr.** | | | James M. **Biernat** | | | Jennifer M. **Faunce** | | | Mark **Switalski** | | | Tracey A. **Yokich** | | |
|---|---|---|---|---|---|---|---|---|---|---|---|---|---|---|---|---|
| | | AV | Elec Day | TOTAL | AV | Elec Day | TOTAL | AV | Elec Day | TOTAL | AV | Elec Day | TOTAL | AV | Elec Day | TOTAL |
| **BRUCE TOWNSHIP** | | | | | | | | | | | | | | | | |
| 01 | 891 | 124 | 273 | **397** | 126 | 254 | **380** | 127 | 243 | **370** | 127 | 250 | **377** | 126 | 236 | **362** |
| 02 | 1,627 | 248 | 517 | **765** | 230 | 485 | **715** | 251 | 497 | **748** | 233 | 481 | **714** | 233 | 449 | **682** |
| 03 | 986 | 173 | 344 | **517** | 162 | 314 | **476** | 178 | 322 | **500** | 168 | 310 | **478** | 158 | 290 | **448** |
| 04 | 1,140 | 158 | 366 | **524** | 151 | 348 | **499** | 155 | 344 | **499** | 150 | 328 | **478** | 145 | 311 | **456** |
| | **4,644** | **703** | **1,500** | **2,203** | **669** | **1,401** | **2,070** | **711** | **1,406** | **2,117** | **678** | **1,369** | **2,047** | **662** | **1,286** | **1,948** |

| | POLL BOOK TOTALS | Edward A. **Servitto Jr.** | | | James M. **Biernat** | | | Jennifer M. **Faunce** | | | Mark **Switalski** | | | Tracey A. **Yokich** | | |
|---|---|---|---|---|---|---|---|---|---|---|---|---|---|---|---|---|
| | | AV | Elec Day | TOTAL | AV | Elec Day | TOTAL | AV | Elec Day | TOTAL | AV | Elec Day | TOTAL | AV | Elec Day | TOTAL |
| **CENTER LINE** | | | | | | | | | | | | | | | | |
| 01 | 762 | 98 | 284 | **382** | 84 | 270 | **354** | 105 | 345 | **450** | 87 | 275 | **362** | 91 | 258 | **349** |
| 02 | 585 | 97 | 186 | **283** | 88 | 172 | **260** | 118 | 220 | **338** | 91 | 175 | **266** | 92 | 175 | **267** |
| 03 | 918 | 104 | 335 | **439** | 100 | 284 | **384** | 105 | 386 | **491** | 105 | 283 | **388** | 101 | 294 | **395** |
| 04 | 461 | 49 | 169 | **218** | 50 | 150 | **200** | 50 | 205 | **255** | 52 | 148 | **200** | 44 | 141 | **185** |
| 05 | 490 | 39 | 178 | **217** | 37 | 166 | **203** | 40 | 202 | **242** | 38 | 179 | **217** | 35 | 152 | **187** |
| | **3,216** | **387** | **1,152** | **1,539** | **359** | **1,042** | **1,401** | **418** | **1,358** | **1,776** | **373** | **1,060** | **1,433** | **363** | **1,020** | **1,383** |

| | POLL BOOK TOTALS | Edward A. **Servitto Jr.** | | | James M. **Biernat** | | | Jennifer M. **Faunce** | | | Mark **Switalski** | | | Tracey A. **Yokich** | | |
|---|---|---|---|---|---|---|---|---|---|---|---|---|---|---|---|---|
| | | AV | Elec Day | TOTAL | AV | Elec Day | TOTAL | AV | Elec Day | TOTAL | AV | Elec Day | TOTAL | AV | Elec Day | TOTAL |
| **CHESTERFIELD TOWNSHIP** | | | | | | | | | | | | | | | | |
| 01 | 1,185 | 237 | 339 | **576** | 233 | 320 | **553** | 235 | 329 | **564** | 224 | 308 | **532** | 223 | 295 | **518** |

| | | | | | | | | | | | | | | | | |
|---|---|---|---|---|---|---|---|---|---|---|---|---|---|---|---|---|
| 02 | 1,229 | 189 | 381 | **570** | 180 | 347 | **527** | 188 | 374 | **562** | 185 | 357 | **542** | 182 | 340 | **522** |
| 03 | 1,578 | 203 | 552 | **755** | 186 | 517 | **703** | 181 | 517 | **698** | 200 | 508 | **708** | 187 | 477 | **664** |
| 04 | 1,479 | 216 | 453 | **669** | 209 | 446 | **655** | 214 | 447 | **661** | 212 | 435 | **647** | 200 | 403 | **603** |
| 05 | 1,105 | 211 | 312 | **523** | 193 | 291 | **484** | 203 | 297 | **500** | 205 | 298 | **503** | 192 | 281 | **473** |
| 06 | 1,454 | 151 | 543 | **694** | 150 | 499 | **649** | 148 | 535 | **683** | 146 | 495 | **641** | 141 | 469 | **610** |
| 07 | 1,333 | 229 | 442 | **671** | 225 | 423 | **648** | 219 | 420 | **639** | 233 | 420 | **653** | 219 | 408 | **627** |
| 08 | 1,444 | 208 | 445 | **653** | 198 | 424 | **622** | 198 | 425 | **623** | 210 | 416 | **626** | 199 | 372 | **571** |
| 09 | 1,233 | 188 | 387 | **575** | 185 | 345 | **530** | 178 | 367 | **545** | 192 | 361 | **553** | 182 | 334 | **516** |
| 10 | 1,486 | 384 | 355 | **739** | 362 | 336 | **698** | 375 | 321 | **696** | 369 | 327 | **696** | 367 | 303 | **670** |
| 11 | 1,581 | 310 | 522 | **832** | 280 | 455 | **735** | 296 | 460 | **756** | 291 | 462 | **753** | 288 | 443 | **731** |
| 12 | 1,038 | 111 | 391 | **502** | 91 | 368 | **459** | 105 | 392 | **497** | 100 | 371 | **471** | 102 | 342 | **444** |
| 13 | 1,618 | 321 | 506 | **827** | 299 | 477 | **776** | 314 | 494 | **808** | 304 | 480 | **784** | 308 | 442 | **750** |
| 14 | 1,711 | 244 | 573 | **817** | 224 | 547 | **771** | 235 | 560 | **795** | 239 | 549 | **788** | 228 | 511 | **739** |
| | **19,474** | **3,202** | **6,201** | **9,403** | **3,015** | **5,795** | **8,810** | **3,089** | **5,938** | **9,027** | **3,110** | **5,787** | **8,897** | **3,018** | **5,420** | **8,438** |

| | POLL BOOK TOTALS | Edward A. **Servitto Jr.** | | | James M. **Biernat** | | | Jennifer M. **Faunce** | | | Mark **Switalski** | | | Tracey A. **Yokich** | | |
|---|---|---|---|---|---|---|---|---|---|---|---|---|---|---|---|---|
| | | AV | Elec Day | TOTAL | AV | Elec Day | TOTAL | AV | Elec Day | TOTAL | AV | Elec Day | TOTAL | AV | Elec Day | TOTAL |
| **CLINTON TOWNSHIP** | | | | | | | | | | | | | | | | |
| 01 | 912 | 231 | 242 | **473** | 212 | 239 | **451** | 212 | 237 | **449** | 219 | 240 | **459** | 222 | 220 | **442** |
| 02 | **417** | 79 | 137 | **216** | 74 | 130 | **204** | 76 | 142 | **218** | 87 | 136 | **223** | 77 | 120 | **197** |
| 03 | 1,018 | 143 | 348 | **491** | 122 | 321 | **443** | 133 | 353 | **486** | 135 | 318 | **453** | 132 | 302 | **434** |
| 04 | 277 | 62 | 79 | **141** | 59 | 80 | **139** | 65 | 81 | **146** | 61 | 71 | **132** | 59 | 74 | **133** |
| 05 | 780 | 83 | 282 | **365** | 65 | 229 | **294** | 73 | 322 | **395** | 61 | 243 | **304** | 70 | 262 | **332** |
| 06 | 1,012 | 191 | 300 | **491** | 173 | 251 | **424** | 192 | 316 | **508** | 186 | 259 | **445** | 179 | 273 | **452** |
| 07 | 482 | 87 | 165 | **252** | 87 | 143 | **230** | 86 | 143 | **229** | 90 | 146 | **236** | 83 | 148 | **231** |
| 08 | 822 | 120 | 283 | **403** | 115 | 241 | **356** | 118 | 276 | **394** | 119 | 249 | **368** | 117 | 235 | **352** |
| 09 | 564 | 93 | 186 | **279** | 84 | 166 | **250** | 84 | 183 | **267** | 82 | 162 | **244** | 75 | 155 | **230** |
| 10 | 836 | 183 | 254 | **437** | 174 | 220 | **394** | 173 | 237 | **410** | 175 | 236 | **411** | 159 | 210 | **369** |
| 11 | 897 | 105 | 307 | **412** | 90 | 272 | **362** | 108 | 345 | **453** | 96 | 273 | **369** | 91 | 289 | **380** |
| 12 | 468 | 78 | 163 | **241** | 74 | 138 | **212** | 73 | 149 | **222** | 72 | 149 | **221** | 74 | 137 | **211** |
| 13 | 1,046 | 119 | 387 | **506** | 118 | 334 | **452** | 124 | 402 | **526** | 119 | 375 | **494** | 118 | 341 | **459** |
| 14 | 386 | 49 | 125 | **174** | 47 | 124 | **171** | 41 | 114 | **155** | 51 | 130 | **181** | 38 | 113 | **151** |
| 15 | **744** | 101 | 244 | **345** | 91 | 221 | **312** | 100 | 236 | **336** | 105 | 229 | **334** | 100 | 222 | **322** |
| 16 | 1,021 | 238 | 268 | **506** | 231 | 252 | **483** | 241 | 272 | **513** | 236 | 252 | **488** | 221 | 236 | **457** |
| 17 | 786 | 133 | 267 | **400** | 118 | 241 | **359** | 121 | 264 | **385** | 129 | 260 | **389** | 120 | 228 | **348** |
| 18 | 853 | 155 | 261 | **416** | 144 | 245 | **389** | 139 | 245 | **384** | 164 | 256 | **420** | 137 | 217 | **354** |
| 19 | 903 | 236 | 227 | **463** | 224 | 202 | **426** | 234 | 193 | **427** | 247 | 201 | **448** | 228 | 179 | **407** |
| 20 | 229 | 6 | 96 | **102** | 6 | 87 | **93** | 7 | 126 | **133** | 6 | 88 | **94** | 6 | 110 | **116** |
| 21 | | | | | | | | | | | | | | | | |

| | | | | | | | | | | | | | | | | |
|---|---|---|---|---|---|---|---|---|---|---|---|---|---|---|---|---|
| | 535 | 108 | 140 | **248** | 100 | 118 | **218** | 107 | 155 | **262** | 107 | 124 | **231** | 107 | 135 | **242** |
| 22 | 1,073 | 181 | 323 | **504** | 165 | 287 | **452** | 173 | 356 | **529** | 176 | 271 | **447** | 169 | 297 | **466** |
| 23 | 1,288 | 265 | 380 | **645** | 260 | 354 | **614** | 251 | 378 | **629** | 281 | 366 | **647** | 247 | 347 | **594** |
| 24 | 747 | 161 | 237 | **398** | 154 | 205 | **359** | 146 | 217 | **363** | 160 | 227 | **387** | 139 | 193 | **332** |
| 25 | 885 | 163 | 281 | **444** | 138 | 265 | **403** | 152 | 290 | **442** | 155 | 262 | **417** | 147 | 257 | **404** |
| 26 | 1,061 | 217 | 299 | **516** | 200 | 278 | **478** | 186 | 296 | **482** | 201 | 285 | **486** | 185 | 265 | **450** |
| 27 | 915 | 246 | 254 | **500** | 248 | 224 | **472** | 241 | 220 | **461** | 236 | 233 | **469** | 229 | 212 | **441** |
| 28 | 914 | 113 | 331 | **444** | 95 | 253 | **348** | 125 | 316 | **441** | 104 | 268 | **372** | 112 | 274 | **386** |
| 29 | 1,249 | 277 | 350 | **627** | 265 | 336 | **601** | 262 | 323 | **585** | 289 | 332 | **621** | 270 | 310 | **580** |
| 30 | 941 | 149 | 302 | **451** | 138 | 264 | **402** | 147 | 294 | **441** | 149 | 267 | **416** | 143 | 270 | **413** |
| 31 | 1,136 | 136 | 368 | **504** | 130 | 358 | **488** | 134 | 371 | **505** | 150 | 376 | **526** | 137 | 338 | **475** |
| 32 | 678 | 151 | 191 | **342** | 152 | 183 | **335** | 158 | 199 | **357** | 157 | 189 | **346** | 143 | 190 | **333** |
| 33 | 1,439 | 294 | 430 | **724** | 290 | 401 | **691** | 289 | 459 | **748** | 286 | 400 | **686** | 270 | 402 | **672** |
| 34 | 1,195 | 108 | 431 | **539** | 98 | 397 | **495** | 119 | 464 | **583** | 104 | 372 | **476** | 102 | 423 | **525** |
| 35 | 1,529 | 477 | 380 | **857** | 431 | 327 | **758** | 449 | 346 | **795** | 457 | 347 | **804** | 413 | 310 | **723** |
| 36 | 1,108 | 198 | 342 | **540** | 193 | 337 | **530** | 192 | 374 | **566** | 187 | 316 | **503** | 174 | 305 | **479** |
| 37 | 1,380 | 347 | 317 | **664** | 333 | 311 | **644** | 352 | 321 | **673** | 348 | 294 | **642** | 320 | 281 | **601** |
| 38 | 873 | 184 | 247 | **431** | 175 | 231 | **406** | 167 | 243 | **410** | 185 | 227 | **412** | 158 | 214 | **372** |
| 39 | 823 | 222 | 233 | **455** | 216 | 202 | **418** | 222 | 196 | **418** | 219 | 222 | **441** | 212 | **204** | **416** |
| 40 | 1,252 | 253 | 384 | **637** | 233 | 369 | **602** | 226 | 386 | **612** | 240 | 376 | **616** | 231 | 343 | **574** |
| 41 | 980 | 208 | 287 | **495** | 192 | 269 | **461** | 202 | 256 | **458** | 214 | 274 | **488** | 201 | 243 | **444** |
| 42 | 1,203 | 215 | 354 | **569** | 208 | 332 | **540** | 226 | 389 | **615** | 213 | 322 | **535** | **214** | 317 | **531** |
| 43 | 527 | 115 | 163 | **278** | 107 | 141 | **248** | 108 | 154 | **262** | 114 | 144 | **258** | 96 | 134 | **230** |
| 44 | 1,576 | 421 | 411 | **832** | 407 | 378 | **785** | 420 | 392 | **812** | 421 | 376 | **797** | 388 | 348 | **736** |
| 45 | 1,039 | 206 | 308 | **514** | 200 | 291 | **491** | 207 | 303 | **510** | 205 | 291 | **496** | 192 | 278 | **470** |
| 46 | 1,681 | 477 | 424 | **901** | 452 | 376 | **828** | 454 | 427 | **881** | 461 | 384 | **845** | 449 | 390 | **839** |
| | **42,480** | **8,384** | **12,788** | **21,172** | **7,888** | **11,623** | **19,511** | **8,115** | **12,761** | **20,876** | **8,259** | **11,818** | **20,077** | **7,754** | **11,351** | **19,105** |

| | POLL BOOK TOTALS | Edward A. **Servitto Jr.** | | | James M. **Biernat** | | | Jennifer M. **Faunce** | | | Mark **Switalski** | | | Tracey A. **Yokich** | | |
|---|---|---|---|---|---|---|---|---|---|---|---|---|---|---|---|---|
| | | AV | Elec Day | TOTAL | AV | Elec Day | TOTAL | AV | Elec Day | TOTAL | AV | Elec Day | TOTAL | AV | Elec Day | TOTAL |
| EASTPOINTE | | | | | | | | | | | | | | | | |
| 01 | 712 | 74 | 231 | **305** | 72 | 188 | **260** | 80 | 252 | **332** | 75 | 205 | **280** | 74 | 211 | **285** |
| 02 | 1,140 | 143 | 371 | **514** | 132 | 339 | **471** | 151 | 412 | **563** | 136 | 348 | **484** | 131 | 361 | **492** |
| 03 | 1,054 | 118 | 377 | **495** | 115 | 346 | **461** | 116 | 435 | **551** | 126 | 358 | **484** | 106 | 338 | **444** |
| 04 | 987 | 141 | 322 | **463** | 124 | 278 | **402** | 131 | 328 | **459** | 148 | 293 | **441** | 130 | 297 | **427** |
| 05 | 1,020 | 108 | 363 | **471** | 86 | 330 | **416** | 104 | 402 | **506** | 107 | 331 | **438** | 104 | 337 | **441** |
| 06 | 1,049 | 131 | 345 | **476** | 106 | 322 | **428** | 115 | 413 | **528** | 120 | 305 | **425** | 116 | 351 | **467** |
| 07 | 923 | 94 | 320 | **414** | 74 | 259 | **333** | 98 | 379 | **477** | 89 | 250 | **339** | 90 | 315 | **405** |
| 08 | 1,173 | 176 | 362 | **538** | 157 | 316 | **473** | 170 | 436 | **606** | 164 | 294 | **458** | 173 | 342 | **515** |

| | POLL BOOK TOTALS | Edward A. Servitto Jr. AV | Edward A. Servitto Jr. Elec Day | Edward A. Servitto Jr. TOTAL | James M. Biernat AV | James M. Biernat Elec Day | James M. Biernat TOTAL | Jennifer M. Faunce AV | Jennifer M. Faunce Elec Day | Jennifer M. Faunce TOTAL | Mark Switalski AV | Mark Switalski Elec Day | Mark Switalski TOTAL | Tracey A. Yokich AV | Tracey A. Yokich Elec Day | Tracey A. Yokich TOTAL |
|---|---|---|---|---|---|---|---|---|---|---|---|---|---|---|---|---|
| 09 | 814 | 101 | 255 | **356** | 100 | 223 | **323** | 111 | 285 | **396** | 106 | 216 | **322** | 103 | 236 | **339** |
| 10 | 782 | 67 | 298 | **365** | 61 | 262 | **323** | 66 | 342 | **408** | 70 | 294 | **364** | 69 | 276 | **345** |
| 11 | 935 | 108 | 363 | **471** | 95 | 308 | **403** | 110 | 375 | **485** | 93 | 301 | **394** | 99 | 304 | **403** |
| 12 | 1,384 | 207 | 488 | **695** | 194 | 413 | **607** | 204 | 514 | **718** | 222 | 425 | **647** | 206 | 448 | **654** |
| 13 | 471 | 90 | 126 | **216** | 85 | 100 | **185** | 97 | 137 | **234** | 86 | 95 | **181** | 92 | 108 | **200** |
| 14 | 979 | 181 | 287 | **468** | 168 | 253 | **421** | 179 | 338 | **517** | 156 | 242 | **398** | 168 | 280 | **448** |
| | **13,423** | **1,739** | **4,508** | **6,247** | **1,569** | **3,937** | **5,506** | **1,732** | **5,048** | **6,780** | **1,698** | **3,957** | **5,655** | **1,661** | **4,204** | **5,865** |
| **FRASER** | | | | | | | | | | | | | | | | |
| 01 | 719 | 91 | 249 | **340** | 83 | 239 | **322** | 81 | 255 | **336** | 87 | 253 | **340** | 78 | 223 | **301** |
| 02 | 1,148 | 174 | 364 | **538** | 161 | 346 | **507** | 163 | 365 | **528** | 172 | 386 | **558** | 158 | 334 | **492** |
| 03 | 1,340 | 233 | 419 | **652** | 211 | 402 | **613** | 224 | 442 | **666** | 227 | 449 | **676** | 213 | 382 | **595** |
| 04 | 1,059 | 126 | 340 | **466** | 122 | 297 | **419** | 126 | 366 | **492** | 141 | 324 | **465** | 122 | 295 | **417** |
| 05 | 417 | 68 | 148 | **216** | 64 | 122 | **186** | 64 | 139 | **203** | 77 | 132 | **209** | 62 | 113 | **175** |
| 06 | 1,282 | 185 | 390 | **575** | 173 | 349 | **522** | 184 | 394 | **578** | 198 | 410 | **608** | 182 | 343 | **525** |
| 07 | 724 | 116 | 227 | **343** | 106 | 204 | **310** | 123 | 238 | **361** | 119 | 213 | **332** | 109 | 213 | **322** |
| | **6,689** | **993** | **2,137** | **3,130** | **920** | **1,959** | **2,879** | **965** | **2,199** | **3,164** | **1,021** | **2,167** | **3,188** | **924** | **1,903** | **2,827** |
| | POLL BOOK TOTALS | Edward A. Servitto Jr. AV | Edward A. Servitto Jr. Elec Day | Edward A. Servitto Jr. TOTAL | James M. Biernat AV | James M. Biernat Elec Day | James M. Biernat TOTAL | Jennifer M. Faunce AV | Jennifer M. Faunce Elec Day | Jennifer M. Faunce TOTAL | Mark Switalski AV | Mark Switalski Elec Day | Mark Switalski TOTAL | Tracey A. Yokich AV | Tracey A. Yokich Elec Day | Tracey A. Yokich TOTAL |
| **GROSSE POINTE SHORES** | | | | | | | | | | | | | | | | |
| 03 | 56 | N/A | 23 | **23** | N/A | 30 | **30** | N/A | 25 | **25** | N/A | 24 | **24** | N/A | 23 | **23** |
| | **56** | N/A | **23** | **23** | N/A | **30** | **30** | N/A | **25** | **25** | N/A | **24** | **24** | N/A | **23** | **23** |
| | POLL BOOK TOTALS | Edward A. Servitto Jr. AV | Edward A. Servitto Jr. Elec Day | Edward A. Servitto Jr. TOTAL | James M. Biernat AV | James M. Biernat Elec Day | James M. Biernat TOTAL | Jennifer M. Faunce AV | Jennifer M. Faunce Elec Day | Jennifer M. Faunce TOTAL | Mark Switalski AV | Mark Switalski Elec Day | Mark Switalski TOTAL | Tracey A. Yokich AV | Tracey A. Yokich Elec Day | Tracey A. Yokich TOTAL |
| **HARRISON TOWNSHIP** | | | | | | | | | | | | | | | | |
| 01 | 1,181 | 223 | 343 | **566** | 214 | 316 | **530** | 219 | 345 | **564** | 219 | 309 | **528** | 220 | 302 | **522** |
| 02 | 1,342 | 264 | 391 | **655** | 248 | 373 | **621** | 267 | 398 | **665** | 260 | 368 | **628** | 258 | 362 | **620** |
| 03 | 1,191 | 240 | 306 | **546** | 240 | 301 | **541** | 236 | 289 | **525** | 253 | 288 | **541** | 241 | 278 | **519** |
| 04 | 1,376 | 299 | 389 | **688** | 270 | 372 | **642** | 283 | 394 | **677** | 281 | 363 | **644** | 277 | 367 | **644** |
| 05 | 1,310 | 331 | 316 | **647** | 308 | 297 | **605** | 327 | 295 | **622** | 314 | 301 | **615** | 324 | 275 | **599** |
| 06 | 1,343 | 283 | 391 | **674** | 260 | 355 | **615** | 262 | 399 | **661** | 272 | 372 | **644** | 266 | 356 | **622** |
| 07 | 1,292 | 293 | 324 | **617** | 281 | 293 | **574** | 274 | 320 | **594** | 295 | 325 | **620** | 279 | 286 | **565** |
| 08 | 935 | 175 | 298 | **473** | 158 | 267 | **425** | 159 | 297 | **456** | 164 | 268 | **432** | 167 | 258 | **425** |
| 09 | 1,199 | 303 | 319 | **622** | 271 | 284 | **555** | 281 | 300 | **581** | 287 | 306 | **593** | 279 | 278 | **557** |
| 10 | 1,067 | 203 | 318 | **521** | 198 | 281 | **479** | 201 | 311 | **512** | 194 | 312 | **506** | 192 | 287 | **479** |
| | **12,236** | **2,614** | **3,395** | **6,009** | **2,448** | **3,139** | **5,587** | **2,509** | **3,348** | **5,857** | **2,539** | **3,212** | **5,751** | **2,503** | **3,049** | **5,552** |
| | | Edward A. Servitto Jr. | | | James M. Biernat | | | Jennifer M. Faunce | | | Mark Switalski | | | Tracey A. Yokich | | |

| POLL BOOK TOTALS | | | | | | | | | | | | | | | | |
|---|---|---|---|---|---|---|---|---|---|---|---|---|---|---|---|---|
| **LENOX TOWNSHIP** | | AV | Elec Day | TOTAL | AV | Elec Day | TOTAL | AV | Elec Day | TOTAL | AV | Elec Day | TOTAL | AV | Elec Day | TOTAL |
| 01 | 817 | 139 | 243 | **382** | 136 | 212 | **348** | 138 | 215 | **353** | 134 | 213 | **347** | 139 | 204 | **343** |
| 02 | 1,172 | 182 | 366 | **548** | 172 | 370 | **542** | 170 | 353 | **523** | 167 | 342 | **509** | 167 | 323 | **490** |
| 03 | 1,136 | 127 | 436 | **563** | 122 | 394 | **516** | 132 | 408 | **540** | 116 | 391 | **507** | 122 | 377 | **499** |
| 04 | 536 | 28 | 234 | **262** | 27 | 231 | **258** | 30 | 235 | **265** | 27 | 238 | **265** | 30 | 226 | **256** |
| | **3,661** | **476** | **1,279** | **1,755** | **457** | **1,207** | **1,664** | **470** | **1,211** | **1,681** | **444** | **1,184** | **1,628** | **458** | **1,130** | **1,588** |

| POLL BOOK TOTALS | Edward A. Servitto Jr. | | | James M. Biernat | | | Jennifer M. Faunce | | | Mark Switalski | | | Tracey A. Yokich | | |
|---|---|---|---|---|---|---|---|---|---|---|---|---|---|---|---|
| **MACOMB TOWNSHIP** | AV | Elec Day | TOTAL | AV | Elec Day | TOTAL | AV | Elec Day | TOTAL | AV | Elec Day | TOTAL | AV | Elec Day | TOTAL |
| 01 | 968 | 180 | 295 | **475** | 164 | 257 | **421** | 171 | 265 | **436** | 161 | 267 | **428** | 167 | 254 | **421** |
| 02 | 1,079 | 181 | 336 | **517** | 167 | 320 | **487** | 171 | 311 | **482** | 182 | 310 | **492** | 170 | 303 | **473** |
| 03 | 1,137 | 140 | 437 | **577** | 128 | 401 | **529** | 140 | 428 | **568** | 135 | 416 | **551** | 128 | 401 | **529** |
| 04 | 1,071 | 181 | 381 | **562** | 174 | 366 | **540** | 173 | 361 | **534** | 186 | 354 | **540** | 171 | 325 | **496** |
| 05 | 1,397 | 219 | 505 | **724** | 207 | 492 | **699** | 220 | 492 | **712** | 223 | 481 | **704** | 204 | 459 | **663** |
| 06 | 978 | 241 | 259 | **500** | 235 | 235 | **470** | 249 | 242 | **491** | 241 | 246 | **487** | 236 | 220 | **456** |
| 07 | 994 | 195 | 297 | **492** | 191 | 280 | **471** | 179 | 308 | **487** | 197 | 294 | **491** | 178 | 280 | **458** |
| 08 | 1,008 | 204 | 291 | **495** | 195 | 272 | **467** | 192 | 279 | **471** | 206 | 269 | **475** | 192 | 248 | **440** |
| 09 | 772 | 136 | 238 | **374** | 146 | 231 | **377** | 127 | 236 | **363** | 138 | 223 | **361** | 125 | 216 | **341** |
| 10 | 906 | 123 | 327 | **450** | 121 | 316 | **437** | 131 | 330 | **461** | 129 | 315 | **444** | 129 | 304 | **433** |
| 11 | 1,319 | 174 | 473 | **647** | 164 | 482 | **646** | 173 | 499 | **672** | 175 | 462 | **637** | 166 | 458 | **624** |
| 12 | 1,240 | 279 | 389 | **668** | 246 | 377 | **623** | 255 | 377 | **632** | 257 | 366 | **623** | 244 | 331 | **575** |
| 13 | 1,162 | 141 | 424 | **565** | 135 | 393 | **528** | 138 | 413 | **551** | 146 | 403 | **549** | 136 | 382 | **518** |
| 14 | 1,267 | 235 | 365 | **600** | 213 | 357 | **570** | 229 | 387 | **616** | 226 | 355 | **581** | 219 | 338 | **557** |
| 15 | 1,282 | 318 | 317 | **635** | 310 | 311 | **621** | 304 | 312 | **616** | 313 | 313 | **626** | 295 | 298 | **593** |
| 16 | 1,565 | 223 | 560 | **783** | 208 | 537 | **745** | 212 | 518 | **730** | 223 | 517 | **740** | 209 | 485 | **694** |
| 17 | 1,487 | 232 | 529 | **761** | 215 | 495 | **710** | 225 | 499 | **724** | 229 | 491 | **720** | 214 | 460 | **674** |
| 18 | 867 | 170 | 272 | **442** | 159 | 235 | **394** | 162 | 291 | **453** | 155 | 248 | **403** | 165 | 253 | **418** |
| 19 | 621 | 78 | 194 | **272** | 67 | 180 | **247** | 73 | 217 | **290** | 74 | 177 | **251** | 75 | 189 | **264** |
| 20 | 1,146 | 167 | 404 | **571** | 142 | 380 | **522** | 155 | 379 | **534** | 156 | 378 | **534** | 140 | 349 | **489** |
| 21 | 1,466 | 322 | 369 | **691** | 305 | 389 | **694** | 298 | 371 | **669** | 320 | 348 | **668** | 300 | 336 | **636** |
| 22 | 1,234 | 332 | 321 | **653** | 311 | 311 | **622** | 329 | 302 | **631** | 332 | 305 | **637** | 314 | 295 | **609** |
| 23 | 1,086 | 343 | 223 | **566** | 344 | 205 | **549** | 341 | 216 | **557** | 350 | 214 | **564** | 340 | 210 | **550** |
| 24 | 1,063 | 356 | 203 | **559** | 354 | 190 | **544** | 357 | 214 | **571** | 364 | 201 | **565** | 356 | 199 | **555** |
| 25 | 938 | 102 | 344 | **446** | 99 | 334 | **433** | 102 | 333 | **435** | 100 | 331 | **431** | 99 | 320 | **419** |
| 26 | 832 | 123 | 277 | **400** | 122 | 278 | **400** | 119 | 282 | **401** | 116 | 255 | **371** | 114 | 259 | **373** |
| 27 | 1,436 | 221 | 455 | **676** | 209 | 439 | **648** | 211 | 445 | **656** | 213 | 429 | **642** | 207 | 415 | **622** |

| | | | | | | | | | | | | | | | | |
|---|---|---|---|---|---|---|---|---|---|---|---|---|---|---|---|---|
| 28 | 905 | 123 | 345 | **468** | 119 | 319 | **438** | 122 | 316 | **438** | 110 | 314 | **424** | 113 | 302 | **415** |
| 29 | 1,044 | 124 | 418 | **542** | 125 | 389 | **514** | 128 | 413 | **541** | 130 | 389 | **519** | 133 | 385 | **518** |
| 30 | 1,135 | 182 | 394 | **576** | 183 | 366 | **549** | 195 | 371 | **566** | 181 | 355 | **536** | 185 | 345 | **530** |
| 31 | 804 | 149 | 286 | **435** | 157 | 267 | **424** | 157 | 273 | **430** | 154 | 257 | **411** | 146 | 262 | **408** |
| 32 | 1,091 | 163 | 355 | **518** | 154 | 330 | **484** | 151 | 348 | **499** | 157 | 325 | **482** | 148 | 324 | **472** |
| 33 | 815 | 161 | 231 | **392** | 161 | 215 | **376** | 176 | 227 | **403** | 162 | 226 | **388** | 158 | 217 | **375** |
| 34 | 1,039 | 112 | 419 | **531** | 114 | 403 | **517** | 111 | 411 | **522** | 114 | 391 | **505** | 112 | 405 | **517** |
| 35 | 1,143 | 135 | 450 | **585** | 130 | 451 | **581** | 132 | 455 | **587** | 128 | 434 | **562** | 127 | 439 | **566** |
| 36 | 938 | 114 | 343 | **457** | 112 | 323 | **435** | 118 | 351 | **469** | 120 | 328 | **448** | **114** | 313 | **427** |
| 37 | 800 | 157 | 215 | **372** | 149 | 209 | **358** | 149 | 201 | **350** | 150 | 204 | **354** | 151 | 189 | **340** |
| | **40,035** | **7,036** | **12,941** | **19,977** | **6,735** | **12,335** | **19,070** | **6,875** | **12,673** | **19,548** | **6,953** | **12,191** | **19,144** | **6,680** | **11,768** | **18,448** |
| | POLL BOOK TOTALS | Edward A. **Servitto Jr.** | | | James M. **Biernat** | | | Jennifer M. **Faunce** | | | Mark **Switalski** | | | Tracey A. **Yokich** | | |
| | | AV | Elec Day | TOTAL | AV | Elec Day | TOTAL | AV | Elec Day | TOTAL | AV | Elec Day | TOTAL | AV | Elec Day | TOTAL |
| **MEMPHIS** | | | | | | | | | | | | | | | | |
| 01 | 308 | N/A | **141** | **141** | N/A | 139 | **139** | N/A | 136 | **136** | N/A | 131 | **131** | N/A | 132 | **132** |
| | **308** | N/A | **141** | **141** | N/A | **139** | **139** | N/A | **136** | **136** | N/A | **131** | **131** | N/A | **132** | **132** |
| | POLL BOOK TOTALS | Edward A. **Servitto Jr.** | | | James M. **Biernat** | | | Jennifer M. **Faunce** | | | Mark **Switalski** | | | Tracey A. **Yokich** | | |
| | | AV | Elec Day | TOTAL | AV | Elec Day | TOTAL | AV | Elec Day | TOTAL | AV | Elec Day | TOTAL | AV | Elec Day | TOTAL |
| **MOUNT CLEMENS** | | | | | | | | | | | | | | | | |
| 01 | 639 | 91 | 256 | **347** | 78 | 194 | **272** | 89 | 206 | **295** | 84 | 199 | **283** | 88 | 192 | **280** |
| 02 | 911 | 109 | 354 | **463** | 111 | 321 | **432** | 110 | 325 | **435** | 111 | 316 | **427** | 114 | 291 | **405** |
| 03 | 1,356 | 156 | 538 | **694** | 151 | 473 | **624** | 152 | 518 | **670** | 151 | 460 | **611** | 152 | 456 | **608** |
| 04 | 611 | 73 | 218 | **291** | 66 | 181 | **247** | 72 | 204 | **276** | 71 | 202 | **273** | 59 | **175** | **234** |
| 05 | 612 | 120 | 214 | **334** | 98 | 145 | **243** | 122 | 172 | **294** | 103 | 151 | **254** | 109 | 157 | **266** |
| 06 | 721 | 78 | 262 | **340** | 67 | 233 | **300** | 74 | 238 | **312** | 63 | 246 | **309** | 61 | 211 | **272** |
| 09 | 1,081 | 174 | 367 | **541** | 167 | 320 | **487** | 174 | 338 | **512** | 161 | 335 | **496** | 159 | 309 | **468** |
| | **5,931** | **801** | **2,209** | **3,010** | **738** | **1,867** | **2,605** | **793** | **2,001** | **2,794** | **744** | **1,909** | **2,653** | **742** | **1,791** | **2,533** |
| | POLL BOOK TOTALS | Edward A. **Servitto Jr.** | | | James M. **Biernat** | | | Jennifer M. **Faunce** | | | Mark **Switalski** | | | Tracey A. **Yokich** | | |
| | | AV | Elec Day | TOTAL | AV | Elec Day | TOTAL | AV | Elec Day | TOTAL | AV | Elec Day | TOTAL | AV | Elec Day | TOTAL |
| **NEW BALTIMORE** | | | | | | | | | | | | | | | | |
| 01 | 850 | **111** | 317 | **428** | 121 | 300 | **421** | 119 | 301 | **420** | 116 | 285 | **401** | 107 | 280 | **387** |
| 02 | 682 | 87 | 255 | **342** | 77 | 243 | **320** | 80 | 237 | **317** | 78 | 240 | **318** | 82 | 209 | **291** |
| 03 | 1,567 | 191 | 548 | **739** | 180 | 521 | **701** | 189 | 517 | **706** | 191 | 525 | **716** | 180 | 487 | **667** |
| 04 | 1,265 | 207 | 425 | **632** | 198 | 423 | **621** | 203 | 430 | **633** | 198 | 411 | **609** | 199 | 395 | **594** |
| 05 | 1,217 | 156 | 434 | **590** | 151 | 407 | **558** | 161 | 411 | **572** | 160 | **411** | **571** | 156 | 380 | **536** |
| | **5,581** | **752** | **1,979** | **2,731** | **727** | **1,894** | **2,621** | **752** | **1,896** | **2,648** | **743** | **1,872** | **2,615** | **724** | **1,751** | **2,475** |
| | POLL BOOK TOTALS | Edward A. **Servitto Jr.** | | | James M. **Biernat** | | | Jennifer M. **Faunce** | | | Mark **Switalski** | | | Tracey A. **Yokich** | | |
| | | AV | Elec Day | TOTAL | AV | Elec Day | TOTAL | AV | Elec Day | TOTAL | AV | Elec Day | TOTAL | AV | Elec Day | TOTAL |

| | | | | | | | | | | | | | | | | | |
|---|---|---|---|---|---|---|---|---|---|---|---|---|---|---|---|---|---|
| **RAY TOWNSHIP** | | | | | | | | | | | | | | | | | |
| 01 | 830 | 135 | 246 | **381** | 131 | 235 | **366** | 124 | 241 | **365** | 132 | 240 | **372** | 123 | 223 | **346** | |
| 02 | 1,115 | 176 | 352 | **528** | 177 | 339 | **516** | 184 | 344 | **528** | 167 | 358 | **525** | 174 | 319 | **493** | |
| | **1,945** | **311** | **598** | **909** | **308** | **574** | **882** | **308** | **585** | **893** | **299** | **598** | **897** | **297** | **542** | **839** | |
| | POLL BOOK TOTALS | Edward A. **Servitto Jr.** | | | James M. **Biernat** | | | Jennifer M. **Faunce** | | | Mark **Switalski** | | | Tracey A. **Yokich** | | | |
| | | AV | Elec Day | TOTAL | AV | Elec Day | TOTAL | AV | Elec Day | TOTAL | AV | Elec Day | TOTAL | AV | Elec Day | TOTAL | |
| **RICHMOND CITY** | | | | | | | | | | | | | | | | | |
| 01 | 1,407 | 244 | 440 | **684** | 222 | 430 | **652** | 230 | 427 | **657** | 241 | 412 | **653** | 232 | 422 | **654** | |
| 02 | 1,204 | 172 | 397 | **569** | 172 | 405 | **577** | 176 | 400 | **576** | 172 | 410 | **582** | 162 | 389 | **551** | |
| | **2,611** | **416** | **837** | **1,253** | **394** | **835** | **1,229** | **406** | **827** | **1,233** | **413** | **822** | **1,235** | **394** | **811** | **1,205** | |
| | POLL BOOK TOTALS | Edward A. **Servitto Jr.** | | | James M. **Biernat** | | | Jennifer M. **Faunce** | | | Mark **Switalski** | | | Tracey A. **Yokich** | | | |
| | | AV | Elec Day | TOTAL | AV | Elec Day | TOTAL | AV | Elec Day | TOTAL | AV | Elec Day | TOTAL | AV | Elec Day | TOTAL | |
| **RICHMOND TOWNSHIP** | | | | | | | | | | | | | | | | | |
| 01 | 804 | N/R | 355 | **355** | N/R | 350 | **350** | N/R | 335 | **335** | N/R | 334 | **334** | N/R | 351 | **351** | |
| 02 | 947 | N/R | 401 | **401** | N/R | 425 | **425** | N/R | 411 | **411** | N/R | 382 | **382** | N/R | 382 | **382** | |
| | **1,751** | N/R | **756** | **756** | N/R | **775** | **775** | N/R | **746** | **746** | N/R | **716** | **716** | N/R | **733** | **733** | |
| | POLL BOOK TOTALS | Edward A. **Servitto Jr.** | | | James M. **Biernat** | | | Jennifer M. **Faunce** | | | Mark **Switalski** | | | Tracey A. **Yokich** | | | |
| | | AV | Elec Day | TOTAL | AV | Elec Day | TOTAL | AV | Elec Day | TOTAL | AV | Elec Day | TOTAL | AV | Elec Day | TOTAL | |
| **ROSEVILLE** | | | | | | | | | | | | | | | | | |
| 01 | 1,170 | 139 | 394 | **533** | 121 | 350 | **471** | 141 | 408 | **549** | 168 | 444 | **612** | 136 | 359 | **495** | |
| 02 | 1,605 | 213 | 524 | **737** | 192 | 458 | **650** | 214 | 544 | **758** | 249 | 517 | **766** | 208 | 479 | **687** | |
| 03 | 1,072 | 140 | 343 | **483** | 124 | 304 | **428** | 135 | 385 | **520** | 153 | 342 | **495** | 128 | 319 | **447** | |
| 04 | 673 | 94 | 215 | **309** | 91 | 200 | **291** | 103 | 227 | **330** | 111 | 248 | **359** | 92 | 209 | **301** | |
| 05 | 1,141 | 158 | 397 | **555** | 138 | 351 | **489** | 144 | 420 | **564** | 169 | 431 | **600** | 142 | 349 | **491** | |
| 06 | 1,511 | 194 | 473 | **667** | 184 | 450 | **634** | 191 | 518 | **709** | 234 | 544 | **778** | 184 | 436 | **620** | |
| 07 | 1,546 | 181 | 504 | **685** | 178 | 477 | **655** | 198 | 547 | **745** | 219 | 556 | **775** | 175 | 450 | **625** | |
| 08 | 1,404 | 230 | 455 | **685** | 206 | 396 | **602** | 226 | 473 | **699** | 278 | 493 | **771** | 222 | 388 | **610** | |
| 09 | 1,456 | 234 | 471 | **705** | 215 | 426 | **641** | 221 | 480 | **701** | 296 | 517 | **813** | 219 | 399 | **618** | |
| 10 | 864 | 92 | 296 | **388** | 79 | 276 | **355** | 96 | 298 | **394** | 114 | 355 | **469** | 82 | 255 | **337** | |
| 11 | 1,151 | 165 | 367 | **532** | 149 | 336 | **485** | 149 | 390 | **539** | 196 | 414 | **610** | 148 | 349 | **497** | |
| 12 | 951 | 162 | 271 | **433** | 153 | 266 | **419** | 161 | 321 | **482** | 190 | 287 | **477** | 146 | 270 | **416** | |
| 13 | 575 | 85 | 204 | **289** | 78 | 179 | **257** | 90 | 213 | **303** | 108 | 218 | **326** | 77 | 174 | **251** | |
| 14 | 875 | 132 | 272 | **404** | 117 | 252 | **369** | 126 | 289 | **415** | 163 | 296 | **459** | 130 | 241 | **371** | |
| 15 | 1,338 | 208 | 399 | **607** | 196 | 378 | **574** | 218 | 479 | **697** | 234 | 396 | **630** | 200 | 396 | **596** | |
| | **17,332** | **2,427** | **5,585** | **8,012** | **2,221** | **5,099** | **7,320** | **2,413** | **5,992** | **8,405** | **2,882** | **6,058** | **8,940** | **2,289** | **5,073** | **7,362** | |
| | POLL BOOK TOTALS | Edward A. **Servitto Jr.** | | | James M. **Biernat** | | | Jennifer M. **Faunce** | | | Mark **Switalski** | | | Tracey A. **Yokich** | | | |
| | | AV | Elec Day | TOTAL | AV | Elec Day | TOTAL | AV | Elec Day | TOTAL | AV | Elec Day | TOTAL | AV | Elec Day | TOTAL | |
| **SHELBY TOWNSHIP** | | | | | | | | | | | | | | | | | |

| | | | | | | | | | | | | | | | | |
|---|---|---|---|---|---|---|---|---|---|---|---|---|---|---|---|---|
| 01 | 1,740 | 338 | 465 | **803** | 328 | 426 | **754** | 330 | 442 | **772** | 343 | 453 | **796** | 315 | 410 | **725** |
| 02 | 1,457 | 257 | 460 | **717** | 247 | 436 | **683** | 244 | 443 | **687** | 266 | 448 | **714** | 237 | 410 | **647** |
| 03 | 720 | 77 | 251 | **328** | 79 | 245 | **324** | 86 | 260 | **346** | 73 | 239 | **312** | 76 | 213 | **289** |
| 04 | 1,187 | 245 | 334 | **579** | 247 | 323 | **570** | 248 | 334 | **582** | 234 | 325 | **559** | 221 | 293 | **514** |
| 05 | 842 | 160 | 239 | **399** | 149 | 247 | **396** | 152 | 261 | **413** | 149 | 223 | **372** | 144 | 228 | **372** |
| 06 | 968 | 91 | 357 | **448** | 92 | 346 | **438** | 92 | 365 | **457** | 90 | 331 | **421** | 85 | 345 | **430** |
| 07 | 1,197 | 247 | 319 | **566** | 242 | 296 | **538** | 238 | 307 | **545** | 245 | 310 | **555** | 241 | 296 | **537** |
| 08 | 636 | 99 | 208 | **307** | 109 | 198 | **307** | 109 | 212 | **321** | 108 | 194 | **302** | 96 | 184 | **280** |
| 09 | 803 | 73 | 284 | **357** | 75 | 279 | **354** | 79 | 321 | **400** | 69 | 272 | **341** | 71 | 276 | **347** |
| 10 | 965 | 193 | 291 | **484** | 189 | 279 | **468** | 188 | 282 | **470** | 192 | 278 | **470** | 178 | 252 | **430** |
| 11 | 1,267 | 192 | 378 | **570** | 183 | 380 | **563** | 191 | 408 | **599** | 195 | 361 | **556** | 194 | 345 | **539** |
| 12 | 879 | 146 | 275 | **421** | 141 | 268 | **409** | 139 | 255 | **394** | 144 | 264 | **408** | 135 | 249 | **384** |
| 13 | 680 | 139 | 189 | **328** | 132 | 188 | **320** | 142 | 183 | **325** | 137 | 177 | **314** | 137 | 173 | **310** |
| 14 | 1,391 | 217 | 428 | **645** | 206 | 410 | **616** | 210 | 428 | **638** | 208 | 377 | **585** | 204 | 374 | **578** |
| 15 | 1,393 | 250 | 388 | **638** | 241 | 382 | **623** | 248 | 391 | **639** | 248 | 362 | **610** | 234 | 352 | **586** |
| 16 | 1,798 | 392 | 465 | **857** | 377 | 449 | **826** | 378 | 468 | **846** | 390 | 462 | **852** | 366 | 432 | **798** |
| 17 | 1,487 | 209 | 478 | **687** | 193 | 478 | **671** | 200 | 476 | **676** | 195 | 452 | **647** | 195 | 415 | **610** |
| 18 | 1,084 | 227 | 302 | **529** | 224 | 290 | **514** | 234 | 315 | **549** | 236 | 289 | **525** | 233 | 282 | **515** |
| 19 | 984 | 184 | 295 | **479** | 172 | 277 | **449** | 174 | 304 | **478** | 173 | 269 | **442** | 165 | 276 | **441** |
| 20 | 772 | 158 | 265 | **423** | 157 | 250 | **407** | 157 | 257 | **414** | 155 | 243 | **398** | 149 | 234 | **383** |
| 21 | 739 | 41 | 264 | **305** | 38 | 259 | **297** | 41 | 336 | **377** | 41 | 254 | **295** | 39 | 276 | **315** |
| 22 | 1,810 | 453 | 497 | **950** | 438 | 473 | **911** | 436 | 476 | **912** | 441 | 459 | **900** | 426 | 432 | **858** |
| 23 | 1,595 | 299 | 473 | **772** | 295 | 422 | **717** | 294 | 427 | **721** | 309 | 415 | **724** | 266 | 381 | **647** |
| 24 | 1,861 | 446 | 517 | **963** | 429 | 493 | **922** | 430 | 506 | **936** | 439 | 503 | **942** | 411 | 478 | **889** |
| 25 | 1,344 | 312 | 372 | **684** | 302 | 358 | **660** | 305 | 362 | **667** | 313 | 358 | **671** | 291 | 324 | **615** |
| 26 | 1,172 | 314 | 290 | **604** | 295 | 266 | **561** | 313 | 281 | **594** | 312 | 260 | **572** | 293 | 238 | **531** |
| 27 | 1,326 | 249 | 401 | **650** | 217 | 376 | **593** | 238 | 415 | **653** | 227 | 382 | **609** | 230 | 359 | **589** |
| 28 | 1,403 | 428 | 311 | **739** | 395 | 281 | **676** | 427 | 291 | **718** | 423 | 291 | **714** | 392 | 263 | **655** |
| 29 | 859 | 143 | 285 | **428** | 132 | 274 | **406** | 143 | 262 | **405** | 135 | 264 | **399** | 132 | 237 | **369** |
| 30 | 1,063 | 207 | 299 | **506** | 191 | 272 | **463** | 194 | 293 | **487** | 201 | 271 | **472** | 187 | 260 | **447** |
| | **35,422** | **6,786** | **10,380** | **17,166** | **6,515** | **9,921** | **16,436** | **6,660** | **10,361** | **17,021** | **6,691** | **9,786** | **16,477** | **6,343** | **9,287** | **15,630** |
| | POLL BOOK TOTALS | Edward A. **Servitto Jr.** | | | James M. **Biernat** | | | Jennifer M. **Faunce** | | | Mark **Switalski** | | | Tracey A. **Yokich** | | |
| | | AV | Elec Day | TOTAL | AV | Elec Day | TOTAL | AV | Elec Day | TOTAL | AV | Elec Day | TOTAL | AV | Elec Day | TOTAL |
| ST. CLAIR SHORES | | | | | | | | | | | | | | | | |
| 01 | 1,882 | 428 | 494 | **922** | 411 | 468 | **879** | 422 | 492 | **914** | 413 | 474 | **887** | 430 | 490 | **920** |
| 02 | 1,666 | 373 | 453 | **826** | 350 | 416 | **766** | 359 | 426 | **785** | 398 | 431 | **829** | 398 | 424 | **822** |
| 03 | 1,600 | 238 | 547 | **785** | 202 | 495 | **697** | 216 | 532 | **748** | 219 | 512 | **731** | 236 | 526 | **762** |
| 04 | 1,569 | 286 | 461 | **747** | 274 | 431 | **705** | 280 | 467 | **747** | 281 | 454 | **735** | 308 | 436 | **744** |

| | | | | | | | | | | | | | | | | |
|---|---|---|---|---|---|---|---|---|---|---|---|---|---|---|---|---|
| 05 | 1,452 | 186 | 471 | **657** | 175 | 439 | **614** | 177 | 480 | **657** | 179 | 446 | **625** | 191 | 440 | **631** |
| 06 | 1,434 | 217 | 425 | **642** | 206 | 401 | **607** | 221 | 493 | **714** | 200 | 385 | **585** | 227 | 409 | **636** |
| 07 | 912 | 135 | 287 | **422** | 115 | 260 | **375** | 124 | 297 | **421** | 127 | 264 | **391** | 132 | 271 | **403** |
| 08 | 1,303 | 228 | 413 | **641** | 207 | 361 | **568** | 201 | 377 | **578** | 227 | 404 | **631** | 215 | 390 | **605** |
| 09 | 842 | 143 | 250 | **393** | 129 | 222 | **351** | 126 | 256 | **382** | 140 | 221 | **361** | 155 | 225 | **380** |
| 10 | 1,587 | 251 | 524 | **775** | 227 | 471 | **698** | 222 | 488 | **710** | 244 | 488 | **732** | 257 | 475 | **732** |
| 11 | 664 | 114 | 230 | **344** | 98 | 191 | **289** | 102 | 213 | **315** | 104 | 220 | **324** | 107 | 193 | **300** |
| 12 | 1,585 | 310 | 457 | **767** | 287 | 437 | **724** | 299 | 449 | **748** | 301 | 446 | **747** | 303 | 441 | **744** |
| 13 | 1,896 | 404 | 516 | **920** | 376 | 503 | **879** | 377 | 487 | **864** | 397 | 502 | **899** | 405 | 503 | **908** |
| 14 | 637 | 107 | 214 | **321** | 102 | 200 | **302** | 94 | 210 | **304** | 106 | 218 | **324** | 105 | 205 | **310** |
| 15 | 1,565 | 259 | 479 | **738** | 242 | 451 | **693** | 255 | 455 | **710** | 255 | 433 | **688** | 272 | 439 | **711** |
| 16 | 1,466 | 261 | 452 | **713** | 241 | 396 | **637** | 250 | 405 | **655** | 255 | 435 | **690** | 253 | 410 | **663** |
| 17 | 1,641 | 336 | 514 | **850** | 305 | 468 | **773** | 302 | 483 | **785** | 307 | 492 | **799** | 319 | 467 | **786** |
| 18 | 1,291 | 233 | 387 | **620** | 227 | 373 | **600** | 232 | 372 | **604** | 243 | 372 | **615** | 243 | 362 | **605** |
| 19 | 1,063 | 202 | 330 | **532** | 179 | 299 | **478** | 177 | 312 | **489** | 198 | 308 | **506** | 195 | 299 | **494** |
| 20 | 760 | 147 | 213 | **360** | 135 | 215 | **350** | 133 | 224 | **357** | 152 | 216 | **368** | 154 | 208 | **362** |
| 21 | 1,195 | 186 | 383 | **569** | 157 | 337 | **494** | 171 | 384 | **555** | 185 | 347 | **532** | 198 | 357 | **555** |
| 22 | 959 | 158 | 291 | **449** | 154 | 286 | **440** | 151 | 289 | **440** | 164 | 295 | **459** | 162 | 265 | **427** |
| 23 | 1,279 | 208 | 376 | **584** | 192 | 343 | **535** | 207 | 343 | **550** | 208 | 367 | **575** | 227 | 340 | **567** |
| | **30,248** | **5,410** | **9,167** | **14,577** | **4,991** | **8,463** | **13,454** | **5,098** | **8,934** | **14,032** | **5,303** | **8,730** | **14,033** | **5,492** | **8,575** | **14,067** |

| | POLL BOOK TOTALS | Edward A. **Servitto Jr.** | | | James M. **Biernat** | | | Jennifer M. **Faunce** | | | Mark **Switalski** | | | Tracey A. **Yokich** | | |
|---|---|---|---|---|---|---|---|---|---|---|---|---|---|---|---|---|
| | | AV | Elec Day | TOTAL | AV | Elec Day | TOTAL | AV | Elec Day | TOTAL | AV | Elec Day | TOTAL | AV | Elec Day | TOTAL |
| **STERLING HEIGHTS** | | | | | | | | | | | | | | | | |
| 01 | 833 | 109 | 306 | **415** | 100 | 287 | **387** | 113 | 336 | **449** | 115 | 310 | **425** | 106 | 271 | **377** |
| 02 | 1,330 | 186 | 424 | **610** | 165 | 399 | **564** | 190 | 474 | **664** | 183 | 420 | **603** | 161 | 386 | **547** |
| 03 | 1,454 | 243 | 502 | **745** | 218 | 454 | **672** | 254 | 535 | **789** | 249 | 480 | **729** | 217 | 435 | **652** |
| 04 | 1,714 | 289 | 568 | **857** | 268 | 540 | **808** | 292 | 602 | **894** | 283 | 569 | **852** | 268 | 499 | **767** |
| 05 | 1,577 | 234 | 492 | **726** | 209 | 488 | **697** | 235 | 567 | **802** | 235 | 482 | **717** | 220 | 480 | **700** |
| 06 | 853 | 120 | 281 | **401** | 114 | 272 | **386** | 132 | 288 | **420** | 131 | 266 | **397** | 123 | 237 | **360** |
| 07 | 1,317 | 210 | 440 | **650** | 208 | 436 | **644** | 208 | 457 | **665** | 223 | 428 | **651** | 190 | 386 | **576** |
| 08 | 1,002 | 138 | 364 | **502** | 136 | 359 | **495** | 138 | 375 | **513** | 141 | 356 | **497** | 130 | 335 | **465** |
| 09 | 559 | 83 | 186 | **269** | 70 | 166 | **236** | 81 | 188 | **269** | 76 | 174 | **250** | 68 | 165 | **233** |
| 10 | 1,302 | 259 | 397 | **656** | 240 | 386 | **626** | 270 | 422 | **692** | 270 | 417 | **687** | 241 | 355 | **596** |
| 11 | 779 | 138 | 246 | **384** | 130 | 228 | **358** | 149 | 257 | **406** | 143 | 253 | **396** | 128 | 228 | **356** |
| 12 | 1,430 | 264 | 463 | **727** | 253 | 415 | **668** | 260 | 462 | **722** | 268 | 462 | **730** | 233 | 405 | **638** |
| 13 | 850 | 126 | 289 | **415** | 123 | 287 | **410** | 121 | 296 | **417** | 117 | 268 | **385** | 120 | 256 | **376** |
| 14 | 753 | 120 | 222 | **342** | 111 | 241 | **352** | 125 | 256 | **381** | 114 | 229 | **343** | 117 | 233 | **350** |
| 15 | 797 | 117 | 239 | **356** | 113 | 253 | **366** | 124 | 248 | **372** | 129 | 247 | **376** | 116 | 214 | **330** |

| | | | | | | | | | | | | | | | | |
|---|---|---|---|---|---|---|---|---|---|---|---|---|---|---|---|---|
| 16 | 812 | 136 | 269 | 405 | 125 | 264 | 389 | 131 | 270 | 401 | 136 | 265 | 401 | 124 | 242 | 366 |
| 17 | 826 | 147 | 256 | 403 | 140 | 264 | 404 | 146 | 278 | 424 | 150 | 265 | 415 | 136 | 230 | 366 |
| 18 | 1,296 | 213 | 429 | 642 | 199 | 395 | 594 | 214 | 436 | 650 | 215 | 410 | 625 | 199 | 402 | 601 |
| 19 | 1,476 | 240 | 461 | 701 | 238 | 449 | 687 | 242 | 499 | 741 | 245 | 458 | 703 | 222 | 440 | 662 |
| 20 | 1,260 | 194 | 388 | 582 | 183 | 377 | 560 | 188 | 398 | 586 | 207 | 408 | 615 | 185 | 361 | 546 |
| 21 | 780 | 100 | 257 | 357 | 94 | 265 | 359 | 102 | 282 | 384 | 99 | 253 | 352 | 99 | 237 | 336 |
| 22 | 926 | 144 | 308 | 452 | 125 | 313 | 438 | 137 | 328 | 465 | 145 | 321 | 466 | 128 | 279 | 407 |
| 23 | 926 | 140 | 289 | 429 | 136 | 294 | 430 | 131 | 294 | 425 | 148 | 307 | 455 | 129 | 260 | 389 |
| 24 | 946 | 103 | 316 | 419 | 108 | 329 | 437 | 107 | 337 | 444 | 108 | 334 | 442 | 98 | 302 | 400 |
| 25 | 1,598 | 263 | 497 | 760 | 253 | 475 | 728 | 251 | 505 | 756 | 274 | 534 | 808 | 247 | 449 | 696 |
| 26 | 1,478 | 237 | 483 | 720 | 221 | 457 | 678 | 238 | 457 | 695 | 252 | 483 | 735 | 216 | 416 | 632 |
| 27 | 1,355 | 204 | 449 | 653 | 191 | 420 | 611 | 204 | 434 | 638 | 208 | 433 | 641 | 200 | 401 | 601 |
| 28 | 1,121 | 209 | 369 | 578 | 209 | 339 | 548 | 210 | 356 | 566 | 209 | 365 | 574 | 192 | 329 | 521 |
| 29 | 1,083 | 170 | 370 | 540 | 159 | 357 | 516 | 167 | 344 | 511 | 165 | 360 | 525 | 162 | 325 | 487 |
| 30 | 682 | 83 | 206 | 289 | 80 | 188 | 268 | 82 | 221 | 303 | 92 | 196 | 288 | 85 | 184 | 26y |
| 31 | 696 | 81 | 247 | 328 | 76 | 246 | 322 | 75 | 265 | 340 | 86 | 255 | 341 | 77 | 232 | 309 |
| 32 | 495 | 34 | 167 | 201 | 29 | 166 | 195 | 30 | 205 | 235 | 33 | 172 | 205 | 28 | 161 | 189 |
| 33 | 951 | 206 | 249 | 455 | 202 | 257 | 459 | 212 | 270 | 482 | 207 | 264 | 471 | 206 | 237 | 443 |
| 34 | 1,276 | 203 | 429 | 632 | 200 | 420 | 620 | 203 | 440 | 643 | 212 | 429 | 641 | 195 | 403 | 598 |
| 35 | 850 | 71 | 330 | 401 | 68 | 312 | 380 | 72 | 336 | 408 | 69 | 320 | 389 | 65 | 293 | 358 |
| 36 | 1,380 | 259 | 408 | 667 | 260 | 385 | 645 | 267 | 395 | 662 | 270 | 422 | 692 | 253 | 352 | 605 |
| 37 | 1,320 | 196 | 428 | 624 | 189 | 392 | 581 | 194 | 425 | 619 | 208 | 399 | 607 | 188 | 375 | 563 |
| 38 | 1,475 | 301 | 423 | 724 | 273 | 402 | 675 | 296 | 449 | 745 | 298 | 418 | 716 | 280 | 420 | 700 |
| 39 | 1,117 | 158 | 392 | 550 | 141 | 376 | 517 | 147 | 413 | 560 | 156 | 403 | 559 | 137 | 356 | 493 |
| 40 | 595 | 61 | 201 | 262 | 54 | 194 | 248 | 56 | 201 | 257 | 59 | 194 | 253 | 59 | 180 | 239 |
| 41 | 851 | 97 | 283 | 380 | 89 | 281 | 370 | 95 | 290 | 385 | 93 | 293 | 386 | 91 | 247 | 338 |
| 42 | 1,056 | 232 | 315 | 547 | 217 | 291 | 508 | 222 | 297 | 519 | 224 | 318 | 542 | 210 | 268 | 478 |
| 43 | 1,790 | 420 | 495 | 915 | 404 | 493 | 897 | 419 | 522 | 941 | 420 | 500 | 920 | 404 | 444 | 848 |
| 44 | 1,074 | 243 | 286 | 529 | 232 | 270 | 502 | 247 | 268 | 515 | 240 | 250 | 490 | 224 | 251 | 475 |
| 45 | 1,351 | 245 | 462 | 707 | 237 | 462 | 699 | 233 | 468 | 701 | 238 | 446 | 684 | 234 | 439 | 673 |
| | **49,392** | **8,026** | **15,881** | **23,907** | **7,590** | **15,344** | **22,934** | **8,010** | **16,446** | **24,456** | **8,143** | **15,836** | **23,979** | **7,511** | **14,400** | **21,911** |

| | POLL BOOK TOTALS | Edward A. Servitto Jr. | | | James M. Biernat | | | Jennifer M. Faunce | | | Mark Switalski | | | Tracey A. Yokich | | |
|---|---|---|---|---|---|---|---|---|---|---|---|---|---|---|---|---|
| | | AV | Elec Day | TOTAL | AV | Elec Day | TOTAL | AV | Elec Day | TOTAL | AV | Elec Day | TOTAL | AV | Elec Day | TOTAL |
| UTICA | | | | | | | | | | | | | | | | |
| 01 | 427 | 36 | 162 | 198 | 32 | 155 | 187 | 31 | 164 | 195 | 39 | 157 | 196 | 33 | 142 | 175 |
| 02 | 807 | 100 | 257 | 357 | 105 | 244 | 349 | 102 | 248 | 350 | 113 | 247 | 360 | 99 | 221 | 320 |
| 03 | 903 | 119 | 316 | 435 | 119 | 291 | 410 | 132 | 322 | 454 | 115 | 300 | 415 | 118 | 269 | 387 |
| | **2,137** | **255** | **735** | **990** | **256** | **690** | **946** | **265** | **734** | **999** | **267** | **704** | **971** | **250** | **632** | **882** |

| | POLL BOOK TOTALS | Edward A. Servitto Jr. | | | James M. Biernat | | | Jennifer M. Faunce | | | Mark Switalski | | | Tracey A. Yokich | | |
|---|---|---|---|---|---|---|---|---|---|---|---|---|---|---|---|---|
| | | AV | Elec Day | TOTAL | AV | Elec Day | TOTAL | AV | Elec Day | TOTAL | AV | Elec Day | TOTAL | AV | Elec Day | TOTAL |
| WARREN | | | | | | | | | | | | | | | | |
| 01 | 1,332 | 139 | 433 | **572** | 130 | 448 | **578** | 150 | 627 | **777** | 128 | 394 | **522** | 129 | 447 | **576** |
| 03 | 1,156 | 101 | 411 | **512** | 90 | 384 | **474** | 125 | 539 | **664** | 91 | 381 | **472** | 95 | 387 | **482** |
| 04 | 888 | 75 | 307 | **382** | 72 | 286 | **358** | 99 | 371 | **470** | 77 | 287 | **364** | 79 | 275 | **354** |
| 05 | 780 | 92 | 272 | **364** | 90 | 249 | **339** | 104 | 340 | **444** | 95 | 258 | **353** | 94 | 258 | **352** |
| 06 | 1,050 | 127 | 372 | **499** | 121 | 361 | **482** | 154 | 456 | **610** | 118 | 348 | **466** | 106 | 331 | **437** |
| 07 | 690 | 44 | 259 | **303** | 43 | 226 | **269** | 54 | 344 | **398** | 46 | 204 | **250** | 44 | 223 | **267** |
| 08 | 774 | 61 | 263 | **324** | 55 | 240 | **295** | 75 | 377 | **452** | 58 | 233 | **291** | 55 | 254 | **309** |
| 09 | 862 | 62 | 298 | **360** | 58 | 267 | **325** | 80 | 414 | **494** | 61 | 267 | **328** | 57 | 276 | **333** |
| 10 | 688 | 46 | 240 | **286** | 42 | 216 | **258** | 49 | 337 | **386** | 46 | 213 | **259** | 43 | 254 | **297** |
| 11 | 15 | 0 | 5 | **5** | 1 | 6 | 7 | 2 | 9 | **11** | 1 | 3 | **4** | 1 | 2 | **3** |
| 12 | 499 | 48 | 169 | **217** | 43 | 157 | **200** | 51 | 209 | **260** | 45 | 160 | **205** | 46 | 160 | **206** |
| 13 | 306 | 30 | 104 | **134** | 29 | 99 | **128** | 42 | 134 | **176** | 27 | 97 | **124** | 29 | 98 | **127** |
| 14 | 1,240 | 146 | 496 | **642** | 135 | 421 | **556** | 161 | 549 | **710** | 132 | 403 | **535** | 133 | 400 | **533** |
| 15 | 1,359 | 146 | 494 | **640** | 130 | 454 | **584** | 161 | 620 | **781** | 133 | 445 | **578** | 130 | 465 | **595** |
| 17 | 943 | 149 | 287 | **436** | 119 | 245 | **364** | 151 | 341 | **492** | 128 | 248 | **376** | 125 | 246 | **371** |
| 18 | 329 | 31 | 126 | **157** | 25 | 117 | **142** | 33 | 159 | **192** | 25 | 107 | **132** | 26 | 117 | **143** |
| 19 | 899 | 93 | 327 | **420** | 88 | 305 | **393** | 102 | 382 | **484** | 90 | 304 | **394** | 89 | 286 | **375** |
| 20 | 1,228 | 194 | 400 | **594** | 182 | 369 | **551** | 209 | 487 | **696** | 191 | 368 | **559** | 179 | 351 | **530** |
| 22 | 1,243 | 147 | 411 | **558** | 136 | 387 | **523** | 167 | 482 | **649** | 148 | 395 | **543** | 131 | 377 | **508** |
| 23 | 1,004 | 173 | 281 | **454** | 162 | 285 | **447** | 187 | 381 | **568** | 166 | 262 | **428** | 159 | 274 | **433** |
| 24 | 446 | 61 | 173 | **234** | 57 | 170 | **227** | 60 | 209 | **269** | 51 | 166 | **217** | 48 | 148 | **196** |
| 25 | 715 | 88 | 254 | **342** | 70 | 235 | **305** | 91 | 299 | **390** | 71 | 251 | **322** | 67 | 229 | **296** |
| 26 | 539 | 42 | 193 | **235** | 44 | 162 | **206** | 52 | 227 | **279** | 43 | 162 | **205** | 45 | 175 | **220** |
| 27 | 1,899 | 333 | 621 | **954** | 295 | 583 | **878** | 352 | 708 | **1,060** | 302 | 598 | **900** | 285 | 549 | **834** |
| 28 | 1,585 | 275 | 455 | **730** | 247 | 443 | **690** | 314 | 567 | **881** | 269 | 433 | **702** | 247 | 447 | **694** |
| 31 | 1,416 | 294 | 384 | **678** | 256 | 367 | **623** | 317 | 473 | **790** | 299 | 359 | **658** | 260 | 354 | **614** |
| 32 | 1,231 | 205 | 397 | **602** | 173 | 364 | **537** | 227 | 476 | **703** | 210 | 391 | **601** | 179 | 333 | **512** |
| 33 | 1,350 | 236 | 422 | **658** | 208 | 380 | **588** | 260 | 536 | **796** | 232 | 419 | **651** | 208 | 359 | **567** |
| 34 | 696 | 79 | 252 | **331** | 76 | 240 | **316** | 93 | 302 | **395** | 79 | 231 | **310** | 68 | 220 | **288** |
| 35 | 1,271 | 223 | 389 | **612** | 200 | 365 | **565** | 253 | 462 | **715** | 230 | 360 | **590** | 208 | 349 | **557** |
| 36 | 1,935 | 345 | 604 | **949** | 312 | 585 | **897** | 362 | 717 | **1,079** | 346 | 592 | **938** | 313 | 555 | **868** |
| 38 | 1,625 | 236 | 522 | **758** | 224 | 506 | **730** | 255 | 641 | **896** | 225 | 498 | **723** | 221 | 493 | **714** |
| 41 | 1,451 | 226 | 480 | **706** | 192 | 420 | **612** | 259 | 578 | **837** | 221 | 456 | **677** | 191 | 440 | **631** |
| 43 | 1,119 | 168 | 382 | **550** | 152 | 352 | **504** | 199 | 459 | **658** | 164 | 349 | **513** | 157 | 342 | **499** |
| 44 | 999 | 169 | 303 | **472** | 154 | 248 | **402** | 201 | 336 | **537** | 169 | 262 | **431** | 159 | 269 | **428** |

| | | | | | | | | | | | | | | | | |
|---|---|---|---|---|---|---|---|---|---|---|---|---|---|---|---|---|
| 45 | 991 | 188 | 341 | **529** | 171 | 327 | **498** | 192 | 379 | **571** | 182 | 336 | **518** | 177 | 312 | **489** |
| 46 | 874 | 150 | 287 | **437** | 137 | 297 | **434** | 158 | 346 | **504** | 152 | 287 | **439** | 134 | 275 | **409** |
| 47 | 1,408 | 264 | 399 | **663** | 243 | 391 | **634** | 297 | 506 | **803** | 265 | 389 | **654** | 234 | 344 | **578** |
| 48 | 637 | 118 | 190 | **308** | 113 | 188 | **301** | 124 | 220 | **344** | 121 | 188 | **309** | 116 | 187 | **303** |
| 49 | 1,515 | 268 | 488 | **756** | 241 | 447 | **688** | 307 | 586 | **893** | 255 | 475 | **730** | 238 | 433 | **671** |
| 50 | 1,250 | 209 | 410 | **619** | 189 | 380 | **569** | 256 | 498 | **754** | 204 | 375 | **579** | 194 | 370 | **564** |
| 51 | 1,428 | 342 | 375 | **717** | 305 | 351 | **656** | 433 | 480 | **913** | 341 | 370 | **711** | 309 | 357 | **666** |
| 52 | 892 | 185 | 281 | **466** | 168 | 251 | **419** | 214 | 332 | **546** | 175 | 284 | **459** | 166 | 232 | **398** |
| 53 | 842 | 127 | 264 | **391** | 110 | 236 | **346** | 156 | 324 | **480** | 129 | 233 | **362** | 109 | 218 | **327** |
| 54 | 1,044 | 247 | 307 | **554** | 223 | 268 | **491** | 271 | 356 | **627** | 232 | 277 | **509** | 211 | 253 | **464** |
| 55 | 1,143 | 135 | 361 | **496** | 127 | 368 | **495** | 155 | 455 | **610** | 143 | 363 | **506** | 119 | 333 | **452** |
| 56 | 578 | 97 | 189 | **286** | 72 | 183 | **255** | 100 | 219 | **319** | 85 | 177 | **262** | 67 | 170 | **237** |
| 57 | 1,039 | 140 | 367 | **507** | 138 | 346 | **484** | 162 | 410 | **572** | 143 | 337 | **480** | 130 | 307 | **437** |
| 58 | 1,544 | 290 | 466 | **756** | 265 | 442 | **707** | 320 | 558 | **878** | 293 | 483 | **776** | 260 | 423 | **683** |
| | **50,747** | **7,644** | **16,511** | **24,155** | **6,913** | **15,417** | **22,330** | **8,596** | **20,217** | **28,813** | **7,437** | **15,478** | **22,915** | **6,870** | **14,957** | **21,827** |

| | POLL BOOK TOTALS | Edward A. **Servitto Jr.** | | | James M. **Biernat** | | | Jennifer M. **Faunce** | | | Mark **Switalski** | | | Tracey A. **Yokich** | | |
|---|---|---|---|---|---|---|---|---|---|---|---|---|---|---|---|---|
| | | AV | Elec Day | TOTAL | AV | Elec Day | TOTAL | AV | Elec Day | TOTAL | AV | Elec Day | TOTAL | AV | Elec Day | TOTAL |
| **WASHINGTON TOWNSHIP** | | | | | | | | | | | | | | | | |
| 01 | 829 | 119 | 264 | **383** | 110 | 243 | **353** | 113 | 259 | **372** | 106 | 240 | **346** | 119 | 236 | **355** |
| 02 | 1,643 | 379 | 460 | **839** | 372 | 433 | **805** | 375 | 445 | **820** | 388 | 432 | **820** | 356 | 409 | **765** |
| 03 | 1,480 | 264 | 425 | **689** | 236 | 405 | **641** | 252 | 403 | **655** | 257 | 395 | **652** | 251 | 367 | **618** |
| 04 | 1,151 | 145 | 383 | **528** | 142 | 338 | **480** | 153 | 391 | **544** | 147 | 371 | **518** | 141 | 331 | **472** |
| 05 | 1,463 | 271 | 426 | **697** | 254 | 392 | **646** | 254 | 374 | **628** | 271 | 386 | **657** | 251 | 356 | **607** |
| 06 | 2,195 | 604 | 529 | **1,133** | 583 | 509 | **1,092** | 576 | 501 | **1,077** | 591 | 495 | **1,086** | 560 | 452 | **1,012** |
| 07 | 1,557 | 297 | 462 | **759** | 285 | 445 | **730** | 287 | 451 | **738** | 292 | 445 | **737** | 279 | 409 | **688** |
| 08 | 1,314 | 255 | 391 | **646** | 238 | 389 | **627** | 252 | 364 | **616** | 255 | 366 | **621** | 228 | 343 | **571** |
| 09 | 759 | 101 | 233 | **334** | 94 | 211 | **305** | 96 | 203 | **299** | 97 | 215 | **312** | 84 | 196 | **280** |
| 10 | 1,081 | 161 | 354 | **515** | 152 | 320 | **472** | 155 | 316 | **471** | 162 | 324 | **486** | 151 | 311 | **462** |
| | **13,472** | **2,596** | **3,927** | **6,523** | **2,466** | **3,685** | **6,151** | **2,513** | **3,707** | **6,220** | **2,566** | **3,669** | **6,235** | **2,420** | **3,410** | **5,830** |
| **TOTALS** | | | | | | | | | | | | | | | | |
| | **365,489** | **61,371** | **115,420** | **176,791** | **57,571** | **107,972** | **165,543** | **61,112** | **119,313** | **180,425** | **60,971** | **109,855** | **170,826** | **57,748** | **103,968** | **161,716** |

☐ Yellow in the TOTALS column means precinct hasn't reported

**N/A** indicates **AV** (Absentee) results are included in **Elec Day** results




# Judge of Circuit Court - 16th Circuit - New Judgeship

## One 8-year term

Official results, updated **November 20, 2:34 PM**

Race List | Race Summary | Race Details | **Race Details (Printer Friendly)**

| | POLL BOOK TOTALS | Elizabeth A. **Pyden** AV | Elec Day | TOTAL | Julie Lynn **Gatti** AV | Elec Day | TOTAL |
|---|---|---|---|---|---|---|---|
| **ARMADA TOWNSHIP** | | | | | | | |
| 01 | 1,617 | 110 | 224 | **334** | 214 | 516 | **730** |
| 02 | 1,081 | 61 | 184 | **245** | 135 | 294 | **429** |
| | **2,698** | **171** | **408** | **579** | **349** | **810** | **1,159** |

| | POLL BOOK TOTALS | Elizabeth A. **Pyden** AV | Elec Day | TOTAL | Julie Lynn **Gatti** AV | Elec Day | TOTAL |
|---|---|---|---|---|---|---|---|
| **BRUCE TOWNSHIP** | | | | | | | |
| 01 | 891 | 55 | 128 | **183** | 113 | 300 | **413** |
| 02 | 1,627 | 131 | 322 | **453** | 198 | 414 | **612** |
| 03 | 986 | 62 | 135 | **197** | 158 | 320 | **478** |
| 04 | 1,140 | 78 | 217 | **295** | 130 | 313 | **443** |
| | **4,644** | **326** | **802** | **1,128** | **599** | **1,347** | **1,946** |

| | POLL BOOK TOTALS | Elizabeth A. **Pyden** AV | Elec Day | TOTAL | Julie Lynn **Gatti** AV | Elec Day | TOTAL |
|---|---|---|---|---|---|---|---|
| **CENTER LINE** | | | | | | | |
| 01 | 762 | 40 | 153 | **193** | 87 | 307 | **394** |
| 02 | 585 | 63 | 128 | **191** | 84 | 179 | **263** |
| 03 | 918 | 43 | 242 | **285** | 89 | 353 | **442** |
| 04 | 461 | 20 | 119 | **139** | 41 | 180 | **221** |
| 05 | 490 | 19 | 113 | **132** | 36 | 194 | **230** |
| | **3,216** | **185** | **755** | **940** | **337** | **1,213** | **1,550** |

| | POLL BOOK TOTALS | Elizabeth A. **Pyden** AV | Elec Day | TOTAL | Julie Lynn **Gatti** AV | Elec Day | TOTAL |
|---|---|---|---|---|---|---|---|
| **CHESTERFIELD TOWNSHIP** | | | | | | | |
| 01 | 1,185 | 108 | 192 | **300** | 193 | 332 | **525** |

| | | | | | | | |
|---|---|---|---|---|---|---|---|
| 02 | 1,229 | 117 | 265 | **382** | 157 | 326 | **483** |
| 03 | 1,578 | 98 | 299 | **397** | 159 | 576 | **735** |
| 04 | 1,479 | 101 | 301 | **402** | 209 | 436 | **645** |
| 05 | 1,105 | 90 | 156 | **246** | 199 | 341 | **540** |
| 06 | 1,454 | 82 | 357 | **439** | 137 | 473 | **610** |
| 07 | 1,333 | 80 | 186 | **266** | 208 | 498 | **706** |
| 08 | 1,444 | 115 | 300 | **415** | 160 | 408 | **568** |
| 09 | 1,233 | 85 | 194 | **279** | 182 | 419 | **601** |
| 10 | 1,486 | 178 | 216 | **394** | 297 | 335 | **632** |
| 11 | 1,581 | 140 | 218 | **358** | 243 | 532 | **775** |
| 12 | 1,038 | 62 | 275 | **337** | 78 | 356 | **434** |
| 13 | 1,618 | 121 | 241 | **362** | 278 | 529 | **807** |
| 14 | 1,711 | 119 | 397 | **516** | 189 | 472 | **661** |
| | **19,474** | **1,496** | **3,597** | **5,093** | **2,689** | **6,033** | **8,722** |

| | POLL BOOK TOTALS | Elizabeth A. **Pyden** | | | Julie Lynn **Gatti** | | |
|---|---|---|---|---|---|---|---|
| | | AV | Elec Day | TOTAL | AV | Elec Day | TOTAL |
| **CLINTON TOWNSHIP** | | | | | | | |
| 01 | 912 | 96 | 141 | **237** | 218 | 250 | **468** |
| 02 | **417** | 36 | 88 | **124** | 66 | 140 | **206** |
| 03 | 1,018 | 69 | 229 | **298** | 110 | 392 | **502** |
| 04 | 277 | 25 | 60 | **85** | 62 | 69 | **131** |
| 05 | 780 | 64 | 281 | **345** | 49 | 269 | **318** |
| 06 | 1,012 | 104 | 228 | **332** | 148 | 316 | **464** |
| 07 | 482 | 40 | 76 | **116** | 66 | 187 | **253** |
| 08 | 822 | 66 | 174 | **240** | 111 | 281 | **392** |
| 09 | 564 | 39 | 100 | **139** | 78 | 199 | **277** |
| 10 | 836 | 85 | 147 | **232** | 160 | 236 | **396** |
| 11 | 897 | 49 | 226 | **275** | 107 | 336 | **443** |
| 12 | 468 | 45 | 115 | **160** | 51 | 152 | **203** |
| 13 | 1,046 | 52 | 268 | **320** | 116 | 393 | **509** |
| 14 | 386 | 24 | 94 | **118** | 42 | 128 | **170** |
| 15 | 744 | 51 | 129 | **180** | 84 | 284 | **368** |
| 16 | 1,021 | 125 | 186 | **311** | 192 | 264 | **456** |
| 17 | 786 | 63 | 147 | **210** | 110 | 268 | **378** |
| 18 | 853 | 88 | 164 | **252** | 123 | 226 | **349** |
| 19 | 903 | **101** | 92 | **193** | 249 | 252 | **501** |
| 20 | 229 | 2 | 89 | **91** | 5 | 104 | **109** |
| 21 | | | | | | | |

| | | | | | | | |
|---|---|---|---|---|---|---|---|
| | 535 | 66 | 90 | **156** | 94 | 166 | **260** |
| 22 | 1,073 | 93 | 242 | **335** | 140 | 352 | **492** |
| 23 | 1,288 | 123 | 240 | **363** | 243 | 378 | **621** |
| 24 | **747** | 76 | 150 | **226** | 123 | 202 | **325** |
| 25 | 885 | 72 | 178 | **250** | 123 | 298 | **421** |
| 26 | 1,061 | 134 | 241 | **375** | 176 | 281 | **457** |
| 27 | 915 | 89 | 110 | **199** | 239 | 244 | **483** |
| 28 | 914 | 54 | 266 | **320** | 102 | 328 | **430** |
| 29 | 1,249 | 131 | 162 | **293** | 253 | 404 | **657** |
| 30 | 941 | 81 | 193 | **274** | 114 | 304 | **418** |
| 31 | 1,136 | 61 | 202 | **263** | 132 | 409 | **541** |
| 32 | 678 | 78 | 114 | **192** | 133 | 176 | **309** |
| 33 | 1,439 | 129 | 248 | **377** | 243 | 506 | **749** |
| 34 | 1,195 | 68 | 340 | **408** | 94 | 435 | **529** |
| 35 | 1,529 | 195 | 209 | **404** | 429 | 362 | **791** |
| 36 | 1,108 | 101 | 256 | **357** | 167 | 339 | **506** |
| 37 | 1,380 | 148 | 191 | **339** | 308 | 362 | **670** |
| 38 | 873 | 82 | 133 | **215** | 169 | 259 | **428** |
| 39 | 823 | 103 | 102 | **205** | 175 | 243 | **418** |
| 40 | 1,252 | 114 | 254 | **368** | 237 | 322 | **559** |
| 41 | 980 | 92 | 149 | **241** | 165 | 294 | **459** |
| 42 | 1,203 | 103 | 284 | **387** | 196 | 336 | **532** |
| 43 | 527 | 43 | 68 | **111** | 114 | 173 | **287** |
| 44 | 1,576 | 154 | 228 | **382** | 386 | 441 | **827** |
| 45 | 1,039 | 92 | 133 | **225** | 202 | 342 | **544** |
| 46 | 1,681 | 220 | 244 | **464** | 404 | 390 | **794** |
| | **42,480** | **3,926** | **8,061** | **11,987** | **7,308** | **13,092** | **20,400** |

| | POLL BOOK TOTALS | Elizabeth A. Pyden | | | Julie Lynn Gatti | | |
|---|---|---|---|---|---|---|---|
| | | AV | Elec Day | TOTAL | AV | Elec Day | TOTAL |
| EASTPOINTE | | | | | | | |
| 01 | 712 | 33 | 167 | **200** | 68 | 248 | **316** |
| 02 | 1,140 | 87 | 286 | **373** | 134 | 382 | **516** |
| 03 | 1,054 | 68 | 286 | **354** | 104 | 393 | **497** |
| 04 | 987 | 68 | 209 | **277** | 137 | 337 | **474** |
| 05 | 1,020 | 71 | 302 | **373** | 85 | 361 | **446** |
| 06 | 1,049 | 76 | 290 | **366** | 99 | 350 | **449** |
| 07 | 923 | 54 | 280 | **334** | 90 | 320 | **410** |
| 08 | 1,173 | 109 | 315 | **424** | 144 | 359 | **503** |

| | | | | | | | |
|---|---|---|---|---|---|---|---|
| 09 | 814 | 73 | 242 | **315** | 84 | 254 | **338** |
| 10 | 782 | 29 | 230 | **259** | 64 | 306 | **370** |
| 11 | 935 | 65 | 296 | **361** | 82 | 333 | **415** |
| 12 | 1,384 | 101 | 319 | **420** | 187 | 451 | **638** |
| 13 | 471 | 48 | 94 | **142** | 87 | 131 | **218** |
| 14 | 979 | 99 | 228 | **327** | 130 | 289 | **419** |
| | **13,423** | **981** | **3,544** | **4,525** | **1,495** | **4,514** | **6,009** |

| POLL BOOK TOTALS | Elizabeth A. **Pyden** | | | Julie Lynn **Gatti** | | |
|---|---|---|---|---|---|---|
| | AV | Elec Day | TOTAL | AV | Elec Day | TOTAL |
| **FRASER** | | | | | | |
| 01 | 719 | 45 | 178 | **223** | 75 | 225 | **300** |
| 02 | 1,148 | 64 | 159 | **223** | 171 | 427 | **598** |
| 03 | 1,340 | 92 | 269 | **361** | 196 | 400 | **596** |
| 04 | 1,059 | 53 | 183 | **236** | 128 | 391 | **519** |
| 05 | 417 | 38 | 84 | **122** | 46 | 138 | **184** |
| 06 | 1,282 | 78 | 179 | **257** | 160 | 438 | **598** |
| 07 | 724 | 56 | 164 | **220** | 101 | 211 | **312** |
| | **6,689** | **426** | **1,216** | **1,642** | **877** | **2,230** | **3,107** |

| POLL BOOK TOTALS | Elizabeth A. **Pyden** | | | Julie Lynn **Gatti** | | |
|---|---|---|---|---|---|---|
| | AV | Elec Day | TOTAL | AV | Elec Day | TOTAL |
| **GROSSE POINTE SHORES** | | | | | | |
| 03 | 56 | N/A | 10 | **10** | N/A | 23 | **23** |
| | **56** | N/A | **10** | **10** | N/A | **23** | **23** |

| POLL BOOK TOTALS | Elizabeth A. **Pyden** | | | Julie Lynn **Gatti** | | |
|---|---|---|---|---|---|---|
| | AV | Elec Day | TOTAL | AV | Elec Day | TOTAL |
| **HARRISON TOWNSHIP** | | | | | | |
| 01 | 1,181 | 93 | 174 | **267** | 186 | 401 | **587** |
| 02 | 1,342 | 160 | 261 | **421** | 221 | 357 | **578** |
| 03 | 1,191 | 105 | 139 | **244** | 224 | 382 | **606** |
| 04 | 1,376 | 125 | 264 | **389** | 259 | 374 | **633** |
| 05 | 1,310 | 109 | 127 | **236** | 324 | 374 | **698** |
| 06 | 1,343 | 99 | 218 | **317** | 260 | 421 | **681** |
| 07 | 1,292 | 125 | 141 | **266** | 274 | 354 | **628** |
| 08 | 935 | 90 | 210 | **300** | 149 | 285 | **434** |
| 09 | 1,199 | 102 | 113 | **215** | 289 | 387 | **676** |
| 10 | 1,067 | 83 | 155 | **238** | 186 | 361 | **547** |
| | **12,236** | **1,091** | **1,802** | **2,893** | **2,372** | **3,696** | **6,068** |

| | Elizabeth A. **Pyden** | Julie Lynn **Gatti** |
|---|---|---|

| | POLL BOOK TOTALS | AV | Elec Day | TOTAL | AV | Elec Day | TOTAL |
|---|---|---|---|---|---|---|---|
| **LENOX TOWNSHIP** | | | | | | | |
| 01 | 817 | 56 | 111 | **167** | 113 | 231 | **344** |
| 02 | 1,172 | 103 | 261 | **364** | 141 | 330 | **471** |
| 03 | 1,136 | 53 | 227 | **280** | 119 | 435 | **554** |
| 04 | 536 | 20 | 155 | **175** | 23 | 206 | **229** |
| | **3,661** | **232** | **754** | **986** | **396** | **1,202** | **1,598** |

| | POLL BOOK TOTALS | Elizabeth A. **Pyden** | | | Julie Lynn **Gatti** | | |
|---|---|---|---|---|---|---|---|
| | | AV | Elec Day | TOTAL | AV | Elec Day | TOTAL |
| **MACOMB TOWNSHIP** | | | | | | | |
| 01 | 968 | 66 | 119 | **185** | 180 | 305 | **485** |
| 02 | 1,079 | 87 | 199 | **286** | 176 | 305 | **481** |
| 03 | 1,137 | 67 | 220 | **287** | 127 | 462 | **589** |
| 04 | 1,071 | 98 | 272 | **370** | 129 | 320 | **449** |
| 05 | 1,397 | 93 | 212 | **305** | 194 | 519 | **713** |
| 06 | 978 | 134 | 170 | **304** | 188 | 209 | **397** |
| 07 | 994 | 87 | 151 | **238** | 151 | 325 | **476** |
| 08 | 1,008 | 98 | 171 | **269** | 173 | 282 | **455** |
| 09 | 772 | 65 | 108 | **173** | 118 | 281 | **399** |
| 10 | 906 | 67 | 238 | **305** | 97 | 310 | **407** |
| 11 | 1,319 | 77 | 212 | **289** | 166 | 517 | **683** |
| 12 | 1,240 | 137 | 237 | **374** | 198 | 349 | **547** |
| 13 | 1,162 | 76 | 190 | **266** | 123 | 423 | **546** |
| 14 | 1,267 | 110 | 249 | **359** | 175 | 360 | **535** |
| 15 | 1,282 | 124 | 130 | **254** | 323 | 353 | **676** |
| 16 | 1,565 | 99 | 342 | **441** | 214 | 488 | **702** |
| 17 | 1,487 | 98 | 267 | **365** | 193 | 580 | **773** |
| 18 | 867 | 81 | 212 | **293** | 139 | 257 | **396** |
| 19 | 621 | 30 | 135 | **165** | 71 | 219 | **290** |
| 20 | 1,146 | 87 | 239 | **326** | 149 | 361 | **510** |
| 21 | 1,466 | 148 | 166 | **314** | 284 | 449 | **733** |
| 22 | 1,234 | 146 | 199 | **345** | 277 | 275 | **552** |
| 23 | 1,086 | 113 | 90 | **203** | 360 | 261 | **621** |
| 24 | 1,063 | 176 | 121 | **297** | 309 | 179 | **488** |
| 25 | 938 | 53 | 157 | **210** | 81 | 345 | **426** |
| 26 | 832 | 63 | 215 | **278** | 105 | 215 | **320** |
| 27 | 1,436 | 86 | 218 | **304** | 211 | 506 | **717** |

| | | | | | | | |
|---|---|---|---|---|---|---|---|
| 28 | 905 | 61 | 223 | **284** | 90 | 267 | **357** |
| 29 | 1,044 | 49 | 198 | **247** | 105 | 426 | **531** |
| 30 | 1,135 | 73 | 243 | **316** | 166 | 353 | **519** |
| 31 | 804 | 62 | 108 | **170** | 134 | 295 | **429** |
| 32 | 1,091 | 74 | 220 | **294** | 137 | 341 | **478** |
| 33 | 815 | 73 | 135 | **208** | 151 | 232 | **383** |
| 34 | 1,039 | 60 | 307 | **367** | 97 | 314 | **411** |
| 35 | 1,143 | 49 | 274 | **323** | 116 | 420 | **536** |
| 36 | 938 | 63 | 229 | **292** | 82 | 303 | **385** |
| 37 | 800 | 55 | 94 | **149** | 160 | 265 | **425** |
| | **40,035** | **3,185** | **7,270** | **10,455** | **6,149** | **12,671** | **18,820** |

| | POLL BOOK TOTALS | Elizabeth A. **Pyden** | | | Julie Lynn **Gatti** | | |
|---|---|---|---|---|---|---|---|
| | | AV | Elec Day | TOTAL | AV | Elec Day | TOTAL |
| **MEMPHIS** | | | | | | | |
| 01 | 308 | N/A | 78 | **78** | N/A | 133 | **133** |
| | **308** | N/A | **78** | **78** | N/A | **133** | **133** |

| | POLL BOOK TOTALS | Elizabeth A. **Pyden** | | | Julie Lynn **Gatti** | | |
|---|---|---|---|---|---|---|---|
| | | AV | Elec Day | TOTAL | AV | Elec Day | TOTAL |
| **MOUNT CLEMENS** | | | | | | | |
| 01 | 639 | 58 | 157 | **215** | 60 | 257 | **317** |
| 02 | 911 | 54 | 163 | **217** | 95 | 394 | **489** |
| 03 | 1,356 | 100 | 320 | **420** | 115 | 571 | **686** |
| 04 | 611 | 33 | 133 | **166** | 80 | 231 | **311** |
| 05 | 612 | 55 | 150 | **205** | 114 | 188 | **302** |
| 06 | 721 | 48 | 169 | **217** | 71 | 306 | **377** |
| 09 | 1,081 | 100 | 220 | **320** | 144 | 361 | **505** |
| | **5,931** | **448** | **1,312** | **1,760** | **679** | **2,308** | **2,987** |

| | POLL BOOK TOTALS | Elizabeth A. **Pyden** | | | Julie Lynn **Gatti** | | |
|---|---|---|---|---|---|---|---|
| | | AV | Elec Day | TOTAL | AV | Elec Day | TOTAL |
| **NEW BALTIMORE** | | | | | | | |
| 01 | 850 | 45 | 147 | **192** | 96 | 306 | **402** |
| 02 | 682 | 59 | 169 | **228** | 59 | 205 | **264** |
| 03 | 1,567 | 96 | 281 | **377** | 151 | 535 | **686** |
| 04 | 1,265 | 96 | 288 | **384** | 164 | 361 | **525** |
| 05 | 1,217 | 88 | 235 | **323** | 137 | 418 | **555** |
| | **5,581** | **384** | **1,120** | **1,504** | **607** | **1,825** | **2,432** |

| | POLL BOOK TOTALS | Elizabeth A. **Pyden** | | | Julie Lynn **Gatti** | | |
|---|---|---|---|---|---|---|---|
| | | AV | Elec Day | TOTAL | AV | Elec Day | TOTAL |

| RAY TOWNSHIP | | | | | | | |
|---|---|---|---|---|---|---|---|
| 01 | 830 | 55 | 168 | **223** | 111 | 218 | **329** |
| 02 | 1,115 | 66 | 178 | **244** | 178 | 366 | **544** |
| | **1,945** | **121** | **346** | **467** | **289** | **584** | **873** |
| | POLL BOOK TOTALS | Elizabeth A. **Pyden** | | | Julie Lynn **Gatti** | | |
| | | AV | Elec Day | TOTAL | AV | Elec Day | TOTAL |
| RICHMOND CITY | | | | | | | |
| 01 | 1,407 | 125 | 324 | **449** | 174 | 359 | **533** |
| 02 | 1,204 | 76 | 166 | **242** | 133 | 461 | **594** |
| | **2,611** | **201** | **490** | **691** | **307** | **820** | **1,127** |
| | POLL BOOK TOTALS | Elizabeth A. **Pyden** | | | Julie Lynn **Gatti** | | |
| | | AV | Elec Day | TOTAL | AV | Elec Day | TOTAL |
| RICHMOND TOWNSHIP | | | | | | | |
| 01 | 804 | N/A | 222 | **222** | N/A | 276 | **276** |
| 02 | **947** | N/A | 179 | **179** | N/A | 439 | **439** |
| | **1,751** | N/A | **401** | **401** | N/A | **715** | **715** |
| | POLL BOOK TOTALS | Elizabeth A. **Pyden** | | | Julie Lynn **Gatti** | | |
| | | AV | Elec Day | TOTAL | AV | Elec Day | TOTAL |
| ROSEVILLE | | | | | | | |
| 01 | 1,170 | 82 | 324 | **406** | 106 | 393 | **499** |
| 02 | 1,605 | 100 | 351 | **451** | 192 | 583 | **775** |
| 03 | 1,072 | 79 | 308 | **387** | 124 | 339 | **463** |
| 04 | 673 | 50 | 135 | **185** | 86 | 237 | **323** |
| 05 | 1,141 | 77 | 301 | **378** | 130 | 405 | **535** |
| 06 | 1,511 | 84 | 323 | **407** | 181 | 596 | **777** |
| 07 | 1,546 | 116 | 430 | **546** | 155 | 509 | **664** |
| 08 | 1,404 | 112 | 258 | **370** | 210 | 526 | **736** |
| 09 | 1,456 | 104 | 343 | **447** | 216 | 459 | **675** |
| 10 | 864 | 59 | 168 | **227** | 90 | 351 | **441** |
| 11 | 1,151 | 89 | 270 | **359** | 135 | 377 | **512** |
| 12 | 951 | 64 | 206 | **270** | 168 | 299 | **467** |
| 13 | 575 | 37 | 163 | **200** | 81 | 185 | **266** |
| 14 | 875 | 57 | 174 | **231** | 135 | 311 | **446** |
| 15 | 1,338 | 102 | 339 | **441** | 207 | 423 | **630** |
| | **17,332** | **1,212** | **4,093** | **5,305** | **2,216** | **5,993** | **8,209** |
| | POLL BOOK TOTALS | Elizabeth A. **Pyden** | | | Julie Lynn **Gatti** | | |
| | | AV | Elec Day | TOTAL | AV | Elec Day | TOTAL |
| SHELBY TOWNSHIP | | | | | | | |

| | | | | | | | |
|---|---|---|---|---|---|---|---|
| 01 | 1,740 | 147 | 275 | **422** | 325 | 453 | **778** |
| 02 | 1,457 | 91 | 214 | **305** | 262 | 531 | **793** |
| 03 | 720 | 49 | 174 | **223** | 54 | 220 | **274** |
| 04 | 1,187 | 86 | 164 | **250** | 236 | 354 | **590** |
| 05 | 842 | 87 | 172 | **259** | 141 | 211 | **352** |
| 06 | 968 | 62 | 198 | **260** | 60 | 365 | **425** |
| 07 | 1,197 | 106 | 189 | **295** | 204 | 318 | **522** |
| 08 | 636 | 53 | 81 | **134** | 99 | 229 | **328** |
| 09 | 803 | 40 | 220 | **260** | 51 | 260 | **311** |
| 10 | 965 | 69 | 137 | **206** | 162 | 310 | **472** |
| 11 | 1,267 | 121 | 290 | **411** | 152 | 344 | **496** |
| 12 | 879 | 62 | 124 | **186** | 142 | 270 | **412** |
| 13 | 680 | 57 | 115 | **172** | 140 | 169 | **309** |
| 14 | 1,391 | 76 | 164 | **240** | 222 | 530 | **752** |
| 15 | 1,393 | 129 | 280 | **409** | 187 | 339 | **526** |
| 16 | 1,798 | 158 | 188 | **346** | 358 | 530 | **888** |
| 17 | 1,487 | 112 | 322 | **434** | 165 | 424 | **589** |
| 18 | 1,084 | 95 | 154 | **249** | 211 | 347 | **558** |
| 19 | 984 | 90 | 195 | **285** | 136 | 254 | **390** |
| 20 | 772 | 56 | 125 | **181** | 151 | 282 | **433** |
| 21 | 739 | 31 | 216 | **247** | 27 | 284 | **311** |
| 22 | 1,810 | 173 | 195 | **368** | 391 | 540 | **931** |
| 23 | 1,595 | 120 | 298 | **418** | 303 | 432 | **735** |
| 24 | 1,861 | 138 | 197 | **335** | 423 | 582 | **1,005** |
| 25 | 1,344 | 148 | 214 | **362** | 227 | 376 | **603** |
| 26 | 1,172 | 119 | 169 | **288** | 279 | 308 | **587** |
| 27 | 1,326 | 138 | 277 | **415** | 176 | 370 | **546** |
| 28 | 1,403 | 147 | 152 | **299** | 410 | 339 | **749** |
| 29 | 859 | 73 | 157 | **230** | 98 | 255 | **353** |
| 30 | 1,063 | 83 | 140 | **223** | 186 | 321 | **507** |
| | **35,422** | **2,916** | **5,796** | **8,712** | **5,978** | **10,547** | **16,525** |

| | POLL BOOK TOTALS | Elizabeth A. **Pyden** | | | Julie Lynn **Gatti** | | |
|---|---|---|---|---|---|---|---|
| | | AV | Elec Day | TOTAL | AV | Elec Day | TOTAL |
| ST. CLAIR SHORES | | | | | | | |
| 01 | 1,882 | 189 | 252 | **441** | 384 | 498 | **882** |
| 02 | 1,666 | 190 | 306 | **496** | 317 | 397 | **714** |
| 03 | 1,600 | 117 | 325 | **442** | 201 | 516 | **717** |
| 04 | 1,569 | 168 | 342 | **510** | 220 | 380 | **600** |

| | | | | | | | |
|---|---|---|---|---|---|---|---|
| 05 | 1,452 | 110 | 278 | **388** | 150 | 504 | **654** |
| 06 | 1,434 | 129 | 367 | **496** | 198 | 385 | **583** |
| 07 | 912 | 57 | 205 | **262** | 127 | 271 | **398** |
| 08 | 1,303 | 136 | 243 | **379** | 169 | 349 | **518** |
| 09 | 842 | 72 | 127 | **199** | 151 | 285 | **436** |
| 10 | 1,587 | 141 | 389 | **530** | 185 | 434 | **619** |
| 11 | 664 | 52 | 101 | **153** | 93 | 226 | **319** |
| 12 | 1,585 | 188 | 297 | **485** | 235 | 409 | **644** |
| 13 | 1,896 | 159 | 230 | **389** | 395 | 593 | **988** |
| 14 | 637 | 56 | 131 | **187** | 89 | 190 | **279** |
| 15 | 1,565 | 114 | 270 | **384** | 235 | 472 | **707** |
| 16 | 1,466 | 139 | 303 | **442** | 198 | 401 | **599** |
| 17 | 1,641 | 131 | 230 | **361** | 317 | 581 | **898** |
| 18 | 1,291 | 110 | 249 | **359** | 222 | 342 | **564** |
| 19 | 1,063 | 79 | 166 | **245** | 192 | 327 | **519** |
| 20 | 760 | 65 | 140 | **205** | 134 | 208 | **342** |
| 21 | 1,195 | 90 | 193 | **283** | 189 | 417 | **606** |
| 22 | 959 | 81 | 199 | **280** | 140 | 263 | **403** |
| 23 | 1,279 | 95 | 203 | **298** | 208 | 396 | **604** |
| | **30,248** | **2,668** | **5,546** | **8,214** | **4,749** | **8,844** | **13,593** |

| | POLL BOOK TOTALS | Elizabeth A. Pyden | | | Julie Lynn Gatti | | |
|---|---|---|---|---|---|---|---|
| | | AV | Elec Day | TOTAL | AV | Elec Day | TOTAL |
| **STERLING HEIGHTS** | | | | | | | |
| 01 | 833 | 56 | 227 | **283** | 77 | 266 | **343** |
| 02 | 1,330 | 89 | 269 | **358** | 150 | 443 | **593** |
| 03 | 1,454 | 132 | 329 | **461** | 184 | 465 | **649** |
| 04 | 1,714 | 104 | 308 | **412** | 266 | 575 | **841** |
| 05 | 1,577 | 117 | 364 | **481** | 213 | 474 | **687** |
| 06 | 853 | 45 | 146 | **191** | 141 | 278 | **419** |
| 07 | 1,317 | 119 | 349 | **468** | 149 | 348 | **497** |
| 08 | 1,002 | 59 | 182 | **241** | 126 | 360 | **486** |
| 09 | 559 | 38 | 125 | **163** | 71 | 145 | **216** |
| 10 | 1,302 | 96 | 188 | **284** | 235 | 427 | **662** |
| 11 | 779 | 71 | 165 | **236** | 103 | 225 | **328** |
| 12 | 1,430 | 110 | 240 | **350** | 237 | 435 | **672** |
| 13 | 850 | 65 | 228 | **293** | 96 | 227 | **323** |
| 14 | 753 | 66 | 143 | **209** | 89 | 242 | **331** |
| 15 | 797 | 68 | 194 | **262** | 85 | 210 | **295** |

| | | | | | | | |
|---|---|---|---|---|---|---|---|
| 16 | 812 | 55 | 159 | **214** | 108 | 266 | **374** |
| 17 | 826 | 66 | 207 | **273** | 139 | 196 | **335** |
| 18 | 1,296 | 75 | 261 | **336** | 214 | 424 | **638** |
| 19 | 1,476 | 120 | 307 | **427** | 205 | 432 | **637** |
| 20 | 1,260 | 95 | 191 | **286** | 165 | 447 | **612** |
| 21 | 780 | 56 | 187 | **243** | 76 | 267 | **343** |
| 22 | 926 | 56 | 160 | **216** | 125 | 334 | **459** |
| 23 | 926 | 80 | 209 | **289** | 99 | 257 | **356** |
| 24 | 946 | 55 | 177 | **232** | 94 | 339 | **433** |
| 25 | 1,598 | 143 | 356 | **499** | 207 | 444 | **651** |
| 26 | 1,478 | 95 | 221 | **316** | 226 | 510 | **736** |
| 27 | 1,355 | 100 | 296 | **396** | 173 | 412 | **585** |
| 28 | 1,121 | 81 | 176 | **257** | 191 | 373 | **564** |
| 29 | 1,083 | 86 | 218 | **304** | 142 | 309 | **451** |
| 30 | 682 | 52 | 124 | **176** | 86 | 227 | **313** |
| 31 | 696 | 45 | 201 | **246** | 52 | 218 | **270** |
| 32 | 495 | 14 | 131 | **145** | 30 | 209 | **239** |
| 33 | 951 | 98 | 193 | **291** | 176 | 211 | **387** |
| 34 | 1,276 | 87 | 222 | **309** | 188 | 437 | **625** |
| 35 | 850 | 45 | 264 | **309** | 52 | 283 | **335** |
| 36 | 1,380 | 115 | 191 | **306** | 257 | 456 | **713** |
| 37 | 1,320 | 105 | 289 | **394** | 168 | 375 | **543** |
| 38 | 1,475 | 129 | 250 | **379** | 258 | 443 | **701** |
| 39 | 1,117 | 73 | 257 | **330** | 124 | 392 | **516** |
| 40 | 595 | 36 | 101 | **137** | 56 | 214 | **270** |
| 41 | 851 | 44 | 196 | **240** | 81 | 266 | **347** |
| 42 | 1,056 | 85 | 147 | **232** | 189 | 341 | **530** |
| 43 | 1,790 | 216 | 340 | **556** | 324 | 401 | **725** |
| 44 | 1,074 | 106 | 152 | **258** | 207 | 274 | **481** |
| 45 | 1,351 | 135 | 333 | **468** | 162 | 367 | **529** |
| | **49,392** | **3,783** | **9,973** | **13,756** | **6,796** | **15,244** | **22,040** |

| | POLL BOOK TOTALS | Elizabeth A. **Pyden** | | | Julie Lynn **Gatti** | | |
|---|---|---|---|---|---|---|---|
| | | AV | Elec Day | TOTAL | AV | Elec Day | TOTAL |
| UTICA | | | | | | | |
| 01 | 427 | 16 | 82 | **98** | 36 | 176 | **212** |
| 02 | 807 | 50 | 159 | **209** | 87 | 241 | **328** |
| 03 | 903 | 56 | 195 | **251** | 107 | 316 | **423** |
| | **2,137** | **122** | **436** | **558** | **230** | **733** | **963** |

| | POLL BOOK TOTALS | Elizabeth A. Pyden | | | Julie Lynn Gatti | | |
|---|---|---|---|---|---|---|---|
| | | AV | Elec Day | TOTAL | AV | Elec Day | TOTAL |
| **WARREN** | | | | | | | |
| 01 | 1,332 | 66 | 451 | **517** | 109 | 448 | **557** |
| 03 | 1,156 | 52 | 334 | **386** | 85 | 454 | **539** |
| 04 | 888 | 39 | 243 | **282** | 65 | 301 | **366** |
| 05 | 780 | 48 | 171 | **219** | 77 | 300 | **377** |
| 06 | 1,050 | 61 | 290 | **351** | 116 | 376 | **492** |
| 07 | 690 | 25 | 220 | **245** | 45 | 273 | **318** |
| 08 | 774 | 29 | 280 | **309** | 52 | 271 | **323** |
| 09 | 862 | 42 | 268 | **310** | 47 | 333 | **380** |
| 10 | 688 | 25 | 240 | **265** | 37 | 258 | **295** |
| 11 | 15 | 2 | 7 | **9** | 0 | 5 | **5** |
| 12 | 499 | 29 | 161 | **190** | 34 | 185 | **219** |
| 13 | 306 | 21 | 71 | **92** | 25 | 130 | **155** |
| 14 | 1,240 | 72 | 387 | **459** | 126 | 405 | **531** |
| 15 | 1,359 | 70 | 417 | **487** | 104 | 526 | **630** |
| 17 | 943 | 70 | 245 | **315** | 110 | 283 | **393** |
| 18 | 329 | 12 | 87 | **99** | 26 | 134 | **160** |
| 19 | 899 | 61 | 261 | **322** | 74 | 263 | **337** |
| 20 | 1,228 | 84 | 258 | **342** | 168 | 411 | **579** |
| 22 | 1,243 | 99 | 328 | **427** | 117 | 363 | **480** |
| 23 | 1,004 | 64 | 182 | **246** | 165 | 348 | **513** |
| 24 | 446 | 22 | 125 | **147** | 46 | 139 | **185** |
| 25 | 715 | 34 | 143 | **177** | 79 | 284 | **363** |
| 26 | 539 | 33 | 171 | **204** | 37 | 188 | **225** |
| 27 | 1,899 | 126 | 308 | **434** | 298 | 662 | **960** |
| 28 | 1,585 | 145 | 400 | **545** | 235 | 450 | **685** |
| 31 | 1,416 | 117 | 222 | **339** | 248 | 454 | **702** |
| 32 | 1,231 | 85 | 268 | **353** | 181 | 375 | **556** |
| 33 | 1,350 | 85 | 219 | **304** | 208 | 464 | **672** |
| 34 | 696 | 40 | 224 | **264** | 58 | 202 | **260** |
| 35 | 1,271 | 119 | 190 | **309** | 172 | 538 | **710** |
| 36 | 1,935 | 152 | 341 | **493** | 286 | 698 | **984** |
| 38 | 1,625 | 103 | 345 | **448** | 203 | 552 | **755** |
| 41 | 1,451 | 96 | 336 | **432** | 181 | 447 | **628** |
| 43 | 1,119 | 78 | 204 | **282** | 147 | 397 | **544** |
| 44 | 999 | 92 | 211 | **303** | 145 | 311 | **456** |

| | | | | | | | |
|---|---|---|---|---|---|---|---|
| 45 | 991 | 86 | 184 | **270** | 146 | 326 | **472** |
| 46 | 874 | 74 | 221 | **295** | 109 | 247 | **356** |
| 47 | 1,408 | 116 | 228 | **344** | 219 | 432 | **651** |
| 48 | 637 | 53 | 130 | **183** | 96 | 174 | **270** |
| 49 | 1,515 | 118 | 253 | **371** | 238 | 523 | **761** |
| 50 | 1,250 | 99 | 278 | **377** | 186 | 416 | **602** |
| 51 | 1,428 | 122 | 192 | **314** | 330 | 433 | **763** |
| 52 | 892 | 78 | 167 | **245** | 148 | 266 | **414** |
| 53 | 842 | 44 | 138 | **182** | 132 | 268 | **400** |
| 54 | 1,044 | 97 | 179 | **276** | 209 | 298 | **507** |
| 55 | 1,143 | 53 | 232 | **285** | 128 | 388 | **516** |
| 56 | 578 | 59 | 140 | **199** | 66 | 149 | **215** |
| 57 | 1,039 | 68 | 208 | **276** | 117 | 364 | **481** |
| 58 | 1,544 | 111 | 294 | **405** | 264 | 499 | **763** |
| | **50,747** | **3,476** | **11,452** | **14,928** | **6,494** | **17,011** | **23,505** |

| | POLL BOOK TOTALS | Elizabeth A. **Pyden** | | | Julie Lynn **Gatti** | | |
|---|---|---|---|---|---|---|---|
| | | AV | Elec Day | TOTAL | AV | Elec Day | TOTAL |
| **WASHINGTON TOWNSHIP** | | | | | | | |
| 01 | 829 | 44 | 151 | **195** | 111 | 254 | **365** |
| 02 | 1,643 | 158 | 202 | **360** | 316 | 477 | **793** |
| 03 | 1,480 | 126 | 263 | **389** | 218 | 364 | **582** |
| 04 | 1,151 | 69 | 186 | **255** | 143 | 429 | **572** |
| 05 | 1,463 | 108 | 255 | **363** | 217 | 358 | **575** |
| 06 | 2,195 | 225 | 191 | **416** | 539 | 571 | **1,110** |
| 07 | 1,557 | 128 | 245 | **373** | 264 | 391 | **655** |
| 08 | 1,314 | 100 | 159 | **259** | 226 | 416 | **642** |
| 09 | 759 | 69 | 155 | **224** | 77 | 183 | **260** |
| 10 | 1,081 | 51 | 120 | **171** | 165 | 393 | **558** |
| | **13,472** | **1,078** | **1,927** | **3,005** | **2,276** | **3,836** | **6,112** |
| **TOTALS** | | | | | | | |
| | **365,489** | **28,428** | **71,189** | **99,617** | **53,192** | **115,424** | **168,616** |

☐ Yellow in the TOTALS column means precinct hasn't reported
**MJA** indicates **AV** (Absentee) results are included in **Elec Day** results

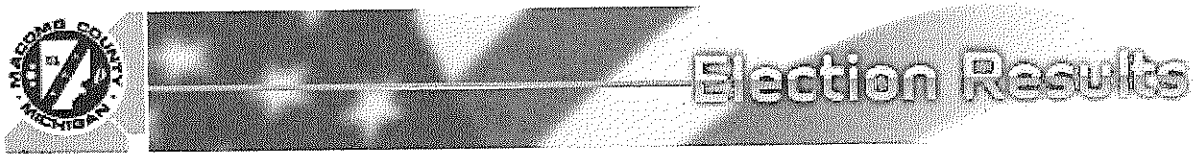


# Judge of Probate Court - Incumbent Position

**One 6-year term**

Official results, updated **November 20, 2:34 PM**

Race List | Race Summary | Race Details | **Race Details (Printer Friendly)**

| | POLL BOOK TOTALS | Sandra A. **Harrison** AV | Elec Day | TOTAL |
|---|---|---|---|---|
| **ARMADA TOWNSHIP** | | | | |
| 01 | 1,617 | 285 | 659 | **944** |
| 02 | 1,081 | 173 | 427 | **600** |
| | **2,698** | **458** | **1,086** | **1,544** |

| | POLL BOOK TOTALS | Sandra A. **Harrison** AV | Elec Day | TOTAL |
|---|---|---|---|---|
| **BRUCE TOWNSHIP** | | | | |
| 01 | 891 | 154 | 379 | **533** |
| 02 | 1,627 | 278 | 660 | **938** |
| 03 | 986 | 201 | 427 | **628** |
| 04 | 1,140 | 188 | 465 | **653** |
| | **4,644** | **821** | **1,931** | **2,752** |

| | POLL BOOK TOTALS | Sandra A. **Harrison** AV | Elec Day | TOTAL |
|---|---|---|---|---|
| **CENTER LINE** | | | | |
| 01 | 762 | 116 | 427 | **543** |
| 02 | 585 | 138 | 285 | **423** |
| 03 | 918 | 126 | 537 | **663** |
| 04 | 461 | 59 | 264 | **323** |
| 05 | 490 | 49 | 273 | **322** |
| | **3,216** | **488** | **1,786** | **2,274** |

| | POLL BOOK TOTALS | Sandra A. **Harrison** AV | Elec Day | TOTAL |
|---|---|---|---|---|
| **CHESTERFIELD TOWNSHIP** | | | | |
| 01 | 1,185 | 274 | 489 | **763** |

| | | | | |
|---|---|---|---|---|
| 02 | 1,229 | 228 | 542 | **770** |
| 03 | 1,578 | 229 | 775 | **1,004** |
| 04 | 1,479 | 272 | 647 | **919** |
| 05 | 1,105 | 252 | 442 | **694** |
| 06 | 1,454 | 194 | 771 | **965** |
| 07 | 1,333 | 271 | 590 | **861** |
| 08 | 1,444 | 238 | 630 | **868** |
| 09 | 1,233 | 231 | 555 | **786** |
| 10 | 1,486 | 434 | 475 | **909** |
| 11 | 1,581 | 353 | 682 | **1,035** |
| 12 | 1,038 | 127 | 571 | **698** |
| 13 | 1,618 | 379 | 684 | **1,063** |
| 14 | 1,711 | 270 | 761 | **1,031** |
| | **19,474** | **3,752** | **8,614** | **12,366** |

| | POLL BOOK TOTALS | Sandra A. **Harrison** AV | Elec Day | TOTAL |
|---|---|---|---|---|
| **CLINTON TOWNSHIP** | | | | |
| 01 | 912 | 271 | 338 | **609** |
| 02 | 417 | 94 | 204 | **298** |
| 03 | 1,018 | 169 | 549 | **718** |
| 04 | 277 | 73 | 117 | **190** |
| 05 | 780 | 101 | 490 | **591** |
| 06 | 1,012 | 225 | 474 | **699** |
| 07 | 482 | 101 | 238 | **339** |
| 08 | 822 | 142 | 392 | **534** |
| 09 | 564 | 105 | 280 | **385** |
| 10 | 836 | 199 | 322 | **521** |
| 11 | 897 | 129 | 513 | **642** |
| 12 | 468 | 82 | 239 | **321** |
| 13 | 1,046 | 147 | 608 | **755** |
| 14 | 386 | 57 | 180 | **237** |
| 15 | 744 | 117 | 359 | **476** |
| 16 | 1,021 | 278 | 404 | **682** |
| 17 | 786 | 155 | 377 | **532** |
| 18 | 853 | 195 | 355 | **550** |
| 19 | 903 | 282 | 283 | **565** |
| 20 | 229 | 7 | 180 | **187** |
| 21 | | | | |

| | | | | |
|---|---|---|---|---|
| | 535 | 134 | 234 | **368** |
| 22 | 1,073 | 220 | 543 | **763** |
| 23 | 1,288 | 303 | 541 | **844** |
| 24 | 747 | 178 | 315 | **493** |
| 25 | 885 | 182 | 431 | **613** |
| 26 | 1,061 | 243 | 458 | **701** |
| 27 | 915 | 284 | 300 | **584** |
| 28 | 914 | 145 | 543 | **688** |
| 29 | 1,249 | 304 | 465 | **769** |
| 30 | 941 | 177 | 434 | **611** |
| 31 | 1,136 | 166 | 551 | **717** |
| 32 | 678 | 173 | 269 | **442** |
| 33 | 1,439 | 326 | 666 | **992** |
| 34 | 1,195 | 144 | 704 | **848** |
| 35 | 1,529 | 529 | 490 | **1,019** |
| 36 | 1,108 | 232 | 522 | **754** |
| 37 | 1,380 | 418 | 491 | **909** |
| 38 | 873 | 212 | 335 | **547** |
| 39 | 823 | 263 | 305 | **568** |
| 40 | 1,252 | 289 | 529 | **818** |
| 41 | 980 | 247 | 401 | **648** |
| 42 | 1,203 | 272 | 574 | **846** |
| 43 | 527 | 133 | 208 | **341** |
| 44 | 1,576 | 475 | 563 | **1,038** |
| 45 | 1,039 | 236 | 414 | **650** |
| 46 | 1,681 | 544 | 573 | **1,117** |
| | **42,480** | **9,758** | **18,761** | **28,519** |

| | POLL BOOK TOTALS | Sandra A. Harrison AV | Elec Day | TOTAL |
|---|---|---|---|---|
| EASTPOINTE | | | | |
| 01 | 712 | 95 | 377 | **472** |
| 02 | 1,140 | 202 | 617 | **819** |
| 03 | 1,054 | 147 | 611 | **758** |
| 04 | 987 | 180 | 499 | **679** |
| 05 | 1,020 | 143 | 620 | **763** |
| 06 | 1,049 | 163 | 602 | **765** |
| 07 | 923 | 121 | 552 | **673** |
| 08 | 1,173 | 234 | 638 | **872** |

| | | | | |
|---|---|---|---|---|
| 09 | 814 | 138 | 449 | **587** |
| 10 | 782 | 89 | 500 | **589** |
| 11 | 935 | 141 | 581 | **722** |
| 12 | 1,384 | 259 | 710 | **969** |
| 13 | 471 | 116 | 205 | **321** |
| 14 | 979 | 217 | 478 | **695** |
| | **13,423** | **2,245** | **7,439** | **9,684** |

| | POLL BOOK TOTALS | Sandra A. Harrison AV | Elec Day | TOTAL |
|---|---|---|---|---|
| **FRASER** | | | | |
| 01 | 719 | 103 | 358 | **461** |
| 02 | 1,148 | 199 | 506 | **705** |
| 03 | 1,340 | 270 | 586 | **856** |
| 04 | 1,059 | 154 | 499 | **653** |
| 05 | 417 | 76 | 190 | **266** |
| 06 | 1,282 | 203 | 532 | **735** |
| 07 | 724 | 138 | 340 | **478** |
| | **6,689** | **1,143** | **3,011** | **4,154** |

| | POLL BOOK TOTALS | Sandra A. Harrison AV | Elec Day | TOTAL |
|---|---|---|---|---|
| **GROSSE POINTE SHORES** | | | | |
| 03 | 56 | N/A | 33 | **33** |
| | **56** | **N/A** | **33** | **33** |

| | POLL BOOK TOTALS | Sandra A. Harrison AV | Elec Day | TOTAL |
|---|---|---|---|---|
| **HARRISON TOWNSHIP** | | | | |
| 01 | 1,181 | 254 | 512 | **766** |
| 02 | 1,342 | 325 | 569 | **894** |
| 03 | 1,191 | 279 | 456 | **735** |
| 04 | 1,376 | 347 | 585 | **932** |
| 05 | 1,310 | 377 | 424 | **801** |
| 06 | 1,343 | 316 | 574 | **890** |
| 07 | 1,292 | 335 | 449 | **784** |
| 08 | 935 | 206 | 444 | **650** |
| 09 | 1,199 | 338 | 431 | **769** |
| 10 | 1,067 | 236 | 440 | **676** |
| | **12,236** | **3,013** | **4,884** | **7,897** |

Sandra A. Harrison

| | POLL BOOK TOTALS | AV | Elec Day | TOTAL |
|---|---|---|---|---|
| **LENOX TOWNSHIP** | | | | |
| 01 | 817 | 163 | 302 | **465** |
| 02 | 1,172 | 208 | 534 | **742** |
| 03 | 1,136 | 160 | 616 | **776** |
| 04 | 536 | 40 | 350 | **390** |
| | **3,661** | **571** | **1,802** | **2,373** |

Sandra A. **Harrison**

| | POLL BOOK TOTALS | AV | Elec Day | TOTAL |
|---|---|---|---|---|
| **MACOMB TOWNSHIP** | | | | |
| 01 | 968 | 207 | 374 | **581** |
| 02 | 1,079 | 214 | 440 | **654** |
| 03 | 1,137 | 161 | 573 | **734** |
| 04 | 1,071 | 201 | 539 | **740** |
| 05 | 1,397 | 260 | 662 | **922** |
| 06 | 978 | 281 | 339 | **620** |
| 07 | 994 | 212 | 413 | **625** |
| 08 | 1,008 | 233 | 386 | **619** |
| 09 | 772 | 162 | 342 | **504** |
| 10 | 906 | 151 | 511 | **662** |
| 11 | 1,319 | 205 | 652 | **857** |
| 12 | 1,240 | 304 | 522 | **826** |
| 13 | 1,162 | 161 | 551 | **712** |
| 14 | 1,267 | 248 | 524 | **772** |
| 15 | 1,282 | 379 | 419 | **798** |
| 16 | 1,565 | 251 | 740 | **991** |
| 17 | 1,487 | 266 | 710 | **976** |
| 18 | 867 | 199 | 450 | **649** |
| 19 | 621 | 93 | 328 | **421** |
| 20 | 1,146 | 182 | 512 | **694** |
| 21 | 1,466 | 397 | 546 | **943** |
| 22 | 1,234 | 371 | 418 | **789** |
| 23 | 1,086 | 406 | 290 | **696** |
| 24 | 1,063 | 410 | 276 | **686** |
| 25 | 938 | 118 | 453 | **571** |
| 26 | 832 | 147 | 387 | **534** |
| 27 | 1,436 | 246 | 640 | **886** |

| | | | | |
|---|---|---|---|---|
| 28 | 905 | 137 | 436 | **573** |
| 29 | 1,044 | 144 | 565 | **709** |
| 30 | 1,135 | 219 | 536 | **755** |
| 31 | 804 | 171 | 368 | **539** |
| 32 | 1,091 | 178 | 497 | **675** |
| 33 | 815 | 206 | 323 | **529** |
| 34 | 1,039 | 134 | 550 | **684** |
| 35 | 1,143 | 157 | 598 | **755** |
| 36 | 938 | 137 | 486 | **623** |
| 37 | 800 | 190 | 304 | **494** |
| | **40,035** | **8,138** | **17,660** | **25,798** |

| | POLL BOOK TOTALS | Sandra A. Harrison AV | Elec Day | TOTAL |
|---|---|---|---|---|
| **MEMPHIS** | | | | |
| 01 | 308 | N/A | 200 | **200** |
| | **308** | **N/A** | **200** | **200** |

| | POLL BOOK TOTALS | Sandra A. Harrison AV | Elec Day | TOTAL |
|---|---|---|---|---|
| **MOUNT CLEMENS** | | | | |
| 01 | 639 | 111 | 366 | **477** |
| 02 | 911 | 123 | 462 | **585** |
| 03 | 1,356 | 180 | 789 | **969** |
| 04 | 611 | 85 | 313 | **398** |
| 05 | 612 | 158 | 299 | **457** |
| 06 | 721 | 95 | 391 | **486** |
| 09 | 1,081 | 197 | 476 | **673** |
| | **5,931** | **949** | **3,096** | **4,045** |

| | POLL BOOK TOTALS | Sandra A. Harrison AV | Elec Day | TOTAL |
|---|---|---|---|---|
| **NEW BALTIMORE** | | | | |
| 01 | 850 | 131 | 416 | **547** |
| 02 | 682 | 99 | 332 | **431** |
| 03 | 1,567 | 234 | 738 | **972** |
| 04 | 1,265 | 240 | 615 | **855** |
| 05 | 1,217 | 186 | 564 | **750** |
| | **5,581** | **890** | **2,665** | **3,555** |

| | POLL BOOK TOTALS | Sandra A. Harrison AV | Elec Day | TOTAL |
|---|---|---|---|---|

| RAY TOWNSHIP | | | | |
|---|---|---|---|---|
| 01 | 830 | 143 | 332 | **475** |
| 02 | 1,115 | 225 | 476 | **701** |
| | **1,945** | **368** | **808** | **1,176** |
| | POLL BOOK TOTALS | Sandra A. Harrison AV | Elec Day | TOTAL |
| RICHMOND CITY | | | | |
| 01 | 1,407 | 274 | 620 | **894** |
| 02 | 1,204 | 195 | 575 | **770** |
| | **2,611** | **469** | **1,195** | **1,664** |
| | POLL BOOK TOTALS | Sandra A. Harrison AV | Elec Day | TOTAL |
| RICHMOND TOWNSHIP | | | | |
| 01 | 804 | N/A | 462 | **462** |
| 02 | 947 | N/A | 558 | **558** |
| | **1,751** | N/A | **1,020** | **1,020** |
| | POLL BOOK TOTALS | Sandra A. Harrison AV | Elec Day | TOTAL |
| ROSEVILLE | | | | |
| 01 | 1,170 | 177 | 649 | **826** |
| 02 | 1,605 | 253 | 848 | **1,101** |
| 03 | 1,072 | 188 | 577 | **765** |
| 04 | 673 | 123 | 344 | **467** |
| 05 | 1,141 | 193 | 637 | **830** |
| 06 | 1,511 | 238 | 823 | **1,061** |
| 07 | 1,546 | 247 | 858 | **1,105** |
| 08 | 1,404 | 295 | 712 | **1,007** |
| 09 | 1,456 | 296 | 731 | **1,027** |
| 10 | 864 | 128 | 467 | **595** |
| 11 | 1,151 | 210 | 603 | **813** |
| 12 | 951 | 198 | 443 | **641** |
| 13 | 575 | 105 | 307 | **412** |
| 14 | 875 | 167 | 441 | **608** |
| 15 | 1,338 | 284 | 693 | **977** |
| | **17,332** | **3,102** | **9,133** | **12,235** |
| | POLL BOOK TOTALS | Sandra A. Harrison AV | Elec Day | TOTAL |
| SHELBY TOWNSHIP | | | | |

| | | | | |
|---|---|---|---|---|
| 01 | 1,740 | 399 | 616 | **1,015** |
| 02 | 1,457 | 301 | 654 | **955** |
| 03 | 720 | 95 | 355 | **450** |
| 04 | 1,187 | 284 | 468 | **752** |
| 05 | 842 | 192 | 338 | **530** |
| 06 | 968 | 115 | 523 | **638** |
| 07 | 1,197 | 274 | 425 | **699** |
| 08 | 636 | 128 | 281 | **409** |
| 09 | 803 | 87 | 442 | **529** |
| 10 | 965 | 210 | 399 | **609** |
| 11 | 1,267 | 242 | 556 | **798** |
| 12 | 879 | 163 | 338 | **501** |
| 13 | 680 | 155 | 252 | **407** |
| 14 | 1,391 | 255 | 615 | **870** |
| 15 | 1,393 | 284 | 541 | **825** |
| 16 | 1,798 | 454 | 632 | **1,086** |
| 17 | 1,487 | 239 | 665 | **904** |
| 18 | 1,084 | 271 | 439 | **710** |
| 19 | 984 | 205 | 401 | **606** |
| 20 | 772 | 196 | 366 | **562** |
| 21 | 739 | 53 | 456 | **509** |
| 22 | 1,810 | 500 | 643 | **1,143** |
| 23 | 1,595 | 351 | 630 | **981** |
| 24 | 1,861 | 481 | 646 | **1,127** |
| 25 | 1,344 | 348 | 503 | **851** |
| 26 | 1,172 | 363 | 440 | **803** |
| 27 | 1,326 | 283 | 597 | **880** |
| 28 | 1,403 | 490 | 411 | **901** |
| 29 | 859 | 158 | 377 | **535** |
| 30 | 1,063 | 224 | 387 | **611** |
| | **35,422** | **7,800** | **14,396** | **22,196** |

| | POLL BOOK TOTALS | Sandra A. Harrison AV | Elec Day | TOTAL |
|---|---|---|---|---|
| **ST. CLAIR SHORES** | | | | |
| 01 | 1,882 | 493 | 656 | **1,149** |
| 02 | 1,666 | 446 | 651 | **1,097** |
| 03 | 1,600 | 285 | 741 | **1,026** |
| 04 | 1,569 | 342 | 675 | **1,017** |

| | | | | |
|---|---|---|---|---|
| 05 | 1,452 | 215 | 695 | **910** |
| 06 | 1,434 | 263 | 687 | **950** |
| 07 | 912 | 154 | 433 | **587** |
| 08 | 1,303 | 274 | 546 | **820** |
| 09 | 842 | 193 | 368 | **561** |
| 10 | 1,587 | 295 | 741 | **1,036** |
| 11 | 664 | 124 | 302 | **426** |
| 12 | 1,585 | 353 | 609 | **962** |
| 13 | 1,896 | 473 | 705 | **1,178** |
| 14 | 637 | 126 | 297 | **423** |
| 15 | 1,565 | 298 | 684 | **982** |
| 16 | 1,466 | 315 | 664 | **979** |
| 17 | 1,641 | 369 | 708 | **1,077** |
| 18 | 1,291 | 282 | 541 | **823** |
| 19 | 1,063 | 237 | 453 | **690** |
| 20 | 760 | 177 | 306 | **483** |
| 21 | 1,195 | 248 | 557 | **805** |
| 22 | 959 | 187 | 427 | **614** |
| 23 | 1,279 | 250 | 547 | **797** |
| | **30,248** | **6,399** | **12,993** | **19,392** |

| | POLL BOOK TOTALS | Sandra A. **Harrison** AV | Elec Day | TOTAL |
|---|---|---|---|---|
| **STERLING HEIGHTS** | | | | |
| 01 | 833 | 130 | 462 | **592** |
| 02 | 1,330 | 224 | 645 | **869** |
| 03 | 1,454 | 282 | 728 | **1,010** |
| 04 | 1,714 | 321 | 787 | **1,108** |
| 05 | 1,577 | 289 | 752 | **1,041** |
| 06 | 853 | 157 | 384 | **541** |
| 07 | 1,317 | 249 | 637 | **886** |
| 08 | 1,002 | 157 | 493 | **650** |
| 09 | 559 | 98 | 248 | **346** |
| 10 | 1,302 | 290 | 548 | **838** |
| 11 | 779 | 170 | 342 | **512** |
| 12 | 1,430 | 299 | 615 | **914** |
| 13 | 850 | 148 | 429 | **577** |
| 14 | 753 | 143 | 351 | **494** |
| 15 | 797 | 140 | 356 | **496** |

| | | | | |
|---|---|---|---|---|
| 16 | 812 | 157 | 394 | **551** |
| 17 | 826 | 172 | 359 | **531** |
| 18 | 1,296 | 237 | 611 | **848** |
| 19 | 1,476 | 292 | 678 | **970** |
| 20 | 1,260 | 235 | 577 | **812** |
| 21 | 780 | 115 | 386 | **501** |
| 22 | 926 | 159 | 445 | **604** |
| 23 | 926 | 160 | 429 | **589** |
| 24 | 946 | 135 | 458 | **593** |
| 25 | 1,598 | 309 | 709 | **1,018** |
| 26 | 1,478 | 269 | 614 | **883** |
| 27 | 1,355 | 240 | 634 | **874** |
| 28 | 1,121 | 228 | 475 | **703** |
| 29 | 1,083 | 198 | 476 | **674** |
| 30 | 682 | 110 | 308 | **418** |
| 31 | 696 | 87 | 384 | **471** |
| 32 | 495 | 43 | 313 | **356** |
| 33 | 951 | 232 | 366 | **598** |
| 34 | 1,276 | 232 | 585 | **817** |
| 35 | 850 | 93 | 496 | **589** |
| 36 | 1,380 | 308 | 576 | **884** |
| 37 | 1,320 | 230 | 593 | **823** |
| 38 | 1,475 | 336 | 612 | **948** |
| 39 | 1,117 | 173 | 593 | **766** |
| 40 | 595 | 74 | 282 | **356** |
| 41 | 851 | 109 | 420 | **529** |
| 42 | 1,056 | 250 | 422 | **672** |
| 43 | 1,790 | 463 | 678 | **1,141** |
| 44 | 1,074 | 288 | 374 | **662** |
| 45 | 1,351 | 275 | 650 | **925** |
| | **49,392** | **9,306** | **22,674** | **31,980** |

| | POLL BOOK TOTALS | Sandra A. **Harrison** AV | Elec Day | TOTAL |
|---|---|---|---|---|
| UTICA | | | | |
| 01 | 427 | 50 | 238 | **288** |
| 02 | 807 | 119 | 344 | **463** |
| 03 | 903 | 155 | 472 | **627** |
| | **2,137** | **324** | **1,054** | **1,378** |

| | POLL BOOK TOTALS | Sandra A. Harrison AV | Elec Day | TOTAL |
|---|---|---|---|---|
| WARREN | | | | |
| 01 | 1,332 | 160 | 833 | **993** |
| 03 | 1,156 | 136 | 720 | **856** |
| 04 | 888 | 93 | 496 | **589** |
| 05 | 780 | 120 | 435 | **555** |
| 06 | 1,050 | 161 | 604 | **765** |
| 07 | 690 | 64 | 459 | **523** |
| 08 | 774 | 82 | 499 | **581** |
| 09 | 862 | 77 | 546 | **623** |
| 10 | 688 | 61 | 476 | **537** |
| 11 | 15 | 2 | 10 | **12** |
| 12 | 499 | 57 | 320 | **377** |
| 13 | 306 | 42 | 186 | **228** |
| 14 | 1,240 | 176 | 727 | **903** |
| 15 | 1,359 | 165 | 877 | **1,042** |
| 17 | 943 | 173 | 499 | **672** |
| 18 | 329 | 39 | 211 | **250** |
| 19 | 899 | 114 | 490 | **604** |
| 20 | 1,228 | 236 | 611 | **847** |
| 22 | 1,243 | 181 | 625 | **806** |
| 23 | 1,004 | 209 | 494 | **703** |
| 24 | 446 | 64 | 250 | **314** |
| 25 | 715 | 95 | 388 | **483** |
| 26 | 539 | 63 | 321 | **384** |
| 27 | 1,899 | 374 | 892 | **1,266** |
| 28 | 1,585 | 331 | 734 | **1,065** |
| 31 | 1,416 | 333 | 614 | **947** |
| 32 | 1,231 | 245 | 581 | **826** |
| 33 | 1,350 | 261 | 623 | **884** |
| 34 | 696 | 88 | 395 | **483** |
| 35 | 1,271 | 271 | 618 | **889** |
| 36 | 1,935 | 397 | 892 | **1,289** |
| 38 | 1,625 | 284 | 838 | **1,122** |
| 41 | 1,451 | 261 | 711 | **972** |
| 43 | 1,119 | 202 | 533 | **735** |
| 44 | 999 | 214 | 489 | **703** |

| | | | | |
|---|---|---|---|---|
| 45 | 991 | 211 | 468 | **679** |
| 46 | 874 | 164 | 416 | **580** |
| 47 | 1,408 | 297 | 602 | **899** |
| 48 | 637 | 132 | 266 | **398** |
| 49 | 1,515 | 310 | 708 | **1,018** |
| 50 | 1,250 | 265 | 628 | **893** |
| 51 | 1,428 | 397 | 555 | **952** |
| 52 | 892 | 211 | 390 | **601** |
| 53 | 842 | 143 | 371 | **514** |
| 54 | 1,044 | 278 | 428 | **706** |
| 55 | 1,143 | 163 | 536 | **699** |
| 56 | 578 | 112 | 273 | **385** |
| 57 | 1,039 | 167 | 514 | **681** |
| 58 | 1,544 | 341 | 699 | **1,040** |
| | **50,747** | **9,022** | **25,851** | **34,873** |

| | POLL BOOK TOTALS | Sandra A. Harrison AV | Elec Day | TOTAL |
|---|---|---|---|---|
| **WASHINGTON TOWNSHIP** | | | | |
| 01 | 829 | 137 | 354 | **491** |
| 02 | 1,643 | 427 | 592 | **1,019** |
| 03 | 1,480 | 304 | 558 | **862** |
| 04 | 1,151 | 183 | 554 | **737** |
| 05 | 1,463 | 299 | 534 | **833** |
| 06 | 2,195 | 660 | 653 | **1,313** |
| 07 | 1,557 | 334 | 562 | **896** |
| 08 | 1,314 | 299 | 519 | **818** |
| 09 | 759 | 124 | 275 | **399** |
| 10 | 1,081 | 181 | 438 | **619** |
| | **13,472** | **2,948** | **5,039** | **7,987** |
| **TOTALS** | | | | |
| | **365,489** | **71,964** | **167,131** | **239,095** |

☐ Yellow in the TOTALS column means precinct hasn't reported
**N/A** indicates **AV** (Absentee) results are included in **Elec Day** results




# Judge of District Court - 37th District - Incumbent Position

## Two 6-year terms

Official results, updated **November 20, 2:34 PM**



| | POLL BOOK TOTALS | John M. **Chmura** | | | Matthew P. **Sabaugh** | | |
|---|---|---|---|---|---|---|---|
| | | AV | Elec Day | TOTAL | AV | Elec Day | TOTAL |
| **CENTER LINE** | | | | | | | |
| 01 | 762 | 99 | 338 | **437** | 120 | 365 | **485** |
| 02 | 585 | 96 | 222 | **318** | 126 | 251 | **377** |
| 03 | 918 | 114 | 364 | **478** | 110 | 443 | **553** |
| 04 | 461 | 54 | 201 | **255** | 53 | 220 | **273** |
| 05 | 490 | 43 | 218 | **261** | 43 | 231 | **274** |
| | **3,216** | **406** | **1,343** | **1,749** | **452** | **1,510** | **1,962** |

| | POLL BOOK TOTALS | John M. **Chmura** | | | Matthew P. **Sabaugh** | | |
|---|---|---|---|---|---|---|---|
| | | AV | Elec Day | TOTAL | AV | Elec Day | TOTAL |
| **WARREN** | | | | | | | |
| 01 | 1,332 | 156 | 587 | **743** | 152 | 641 | **793** |
| 03 | 1,156 | 110 | 504 | **614** | 115 | 569 | **684** |
| 04 | 888 | 91 | 414 | **505** | 86 | 404 | **490** |
| 05 | 780 | 105 | 312 | **417** | 111 | 331 | **442** |
| 06 | 1,050 | 158 | 453 | **611** | 160 | 495 | **655** |
| 07 | 690 | 52 | 306 | **358** | 51 | 364 | **415** |
| 08 | 774 | 62 | 318 | **380** | 74 | 414 | **488** |
| 09 | 862 | 70 | 372 | **442** | 72 | 435 | **507** |
| 10 | 688 | 51 | 297 | **348** | 57 | 370 | **427** |
| 11 | 15 | 1 | 6 | **7** | 1 | 9 | **10** |
| 12 | 499 | 51 | 215 | **266** | 53 | 243 | **296** |
| 13 | 306 | 38 | 139 | **177** | 39 | 141 | **180** |
| 14 | 1,240 | 180 | 574 | **754** | 170 | 599 | **769** |

| | | | | | | | |
|---|---|---|---|---|---|---|---|
| 15 | 1,359 | 144 | 597 | **741** | 149 | 684 | **833** |
| 17 | 943 | 156 | 372 | **528** | 154 | 399 | **553** |
| 18 | 329 | 36 | 144 | **180** | 29 | 177 | **206** |
| 19 | 899 | 110 | 372 | **482** | 117 | 408 | **525** |
| 20 | 1,228 | 225 | 468 | **693** | 216 | 511 | **727** |
| 22 | 1,243 | 177 | 495 | **672** | 171 | 529 | **700** |
| 23 | 1,004 | 192 | 395 | **587** | 202 | 392 | **594** |
| 24 | 446 | 67 | 212 | **279** | 59 | 203 | **262** |
| 25 | 715 | 93 | 307 | **400** | 96 | 325 | **421** |
| 26 | 539 | 57 | 228 | **285** | 54 | 246 | **300** |
| 27 | 1,899 | 368 | 742 | **1,110** | 347 | 735 | **1,082** |
| 28 | 1,585 | 318 | 590 | **908** | 309 | 639 | **948** |
| 31 | 1,416 | 319 | 479 | **798** | 317 | 500 | **817** |
| 32 | 1,231 | 238 | 483 | **721** | 236 | 515 | **751** |
| 33 | 1,350 | 274 | 532 | **806** | 259 | 529 | **788** |
| 34 | 696 | 100 | 307 | **407** | 88 | 316 | **404** |
| 35 | 1,271 | 266 | 475 | **741** | 258 | 485 | **743** |
| 36 | 1,935 | 375 | 751 | **1,126** | 379 | 725 | **1,104** |
| 38 | 1,625 | 269 | 639 | **908** | 270 | 688 | **958** |
| 41 | 1,451 | 272 | 575 | **847** | 254 | 605 | **859** |
| 43 | 1,119 | 199 | 439 | **638** | 194 | 449 | **643** |
| 44 | 999 | 193 | 344 | **537** | 207 | 391 | **598** |
| 45 | 991 | 207 | 381 | **588** | 205 | 405 | **610** |
| 46 | 874 | 168 | 364 | **532** | 158 | 355 | **513** |
| 47 | 1,408 | 310 | 502 | **812** | 285 | 495 | **780** |
| 48 | 637 | 129 | 219 | **348** | 135 | 236 | **371** |
| 49 | 1,515 | 315 | 570 | **885** | 304 | 583 | **887** |
| 50 | 1,250 | 245 | 483 | **728** | 244 | 500 | **744** |
| 51 | 1,428 | 428 | 469 | **897** | 364 | 464 | **828** |
| 52 | 892 | 217 | 333 | **550** | 192 | 322 | **514** |
| 53 | 842 | 153 | 336 | **489** | 136 | 321 | **457** |
| 54 | 1,044 | 277 | 368 | **645** | 260 | 361 | **621** |
| 55 | 1,143 | 177 | 473 | **650** | 162 | 464 | **626** |
| 56 | 578 | 108 | 223 | **331** | 97 | 225 | **322** |
| 57 | 1,039 | 153 | 441 | **594** | 156 | 427 | **583** |
| 58 | 1,544 | 338 | 573 | **911** | 310 | 576 | **886** |
| TOTALS | **50,747** | **8,798** | **20,178** | **28,976** | **8,514** | **21,200** | **29,714** |

| | | | | | | |
|---|---|---|---|---|---|---|
| 53,963 | 9,204 | 21,521 | 30,725 | 8,966 | 22,710 | 31,676 |

☐ Yellow in the TOTALS column means precinct hasn't reported
**AV** indicates **AV** (Absentee) results are included in **Elec Day** results

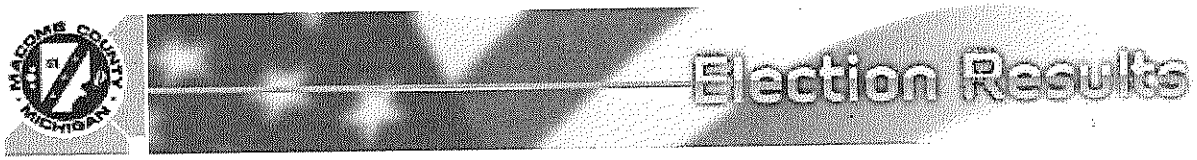


# Judge of District Court - 39th District - Non-Incumbent Position

## One 6-year term

Official results, updated **November 20, 2:34 PM**

Race List | Race Summary | Race Details | **Race Details (Printer Friendly)**

| | POLL BOOK TOTALS | Alyia Marie Hakim AV | Elec Day | TOTAL | Kathy Tocco AV | Elec Day | TOTAL |
|---|---|---|---|---|---|---|---|
| FRASER | | | | | | | |
| 01 | 719 | 61 | 214 | **275** | 83 | 265 | **348** |
| 02 | 1,148 | 105 | 297 | **402** | 181 | 406 | **587** |
| 03 | 1,340 | 122 | 397 | **519** | 230 | 427 | **657** |
| 04 | 1,059 | 91 | 299 | **390** | 141 | 393 | **534** |
| 05 | 417 | 33 | 132 | **165** | 66 | 129 | **195** |
| 06 | 1,282 | 139 | 321 | **460** | 167 | 465 | **632** |
| 07 | 724 | 91 | 218 | **309** | 94 | 212 | **306** |
| | **6,689** | **642** | **1,878** | **2,520** | **962** | **2,297** | **3,259** |

| | POLL BOOK TOTALS | Alyia Marie Hakim AV | Elec Day | TOTAL | Kathy Tocco AV | Elec Day | TOTAL |
|---|---|---|---|---|---|---|---|
| ROSEVILLE | | | | | | | |
| 01 | 1,170 | 84 | 377 | **461** | 140 | 446 | **586** |
| 02 | 1,605 | 145 | 483 | **628** | 195 | 586 | **781** |
| 03 | 1,072 | 106 | 373 | **479** | 115 | 353 | **468** |
| 04 | 673 | 65 | 239 | **304** | 85 | 194 | **279** |
| 05 | 1,141 | 81 | 360 | **441** | 146 | 415 | **561** |
| 06 | 1,511 | 115 | 474 | **589** | 200 | 544 | **744** |
| 07 | 1,546 | 118 | 477 | **595** | 202 | 559 | **761** |
| 08 | 1,404 | 171 | 459 | **630** | 202 | 425 | **627** |
| 09 | 1,456 | 120 | 444 | **564** | 267 | 488 | **755** |
| 10 | 864 | 58 | 282 | **340** | 104 | 313 | **417** |
| 11 | 1,151 | 103 | 361 | **464** | 166 | 385 | **551** |

| | | | | | | | |
|---|---|---|---|---|---|---|---|
| 12 | 951 | 175 | 336 | **511** | 118 | 211 | **329** |
| 13 | 575 | 65 | 190 | **255** | 76 | 184 | **260** |
| 14 | 875 | 97 | 268 | **365** | 121 | 293 | **414** |
| 15 | 1,338 | 196 | 410 | **606** | 158 | 444 | **602** |
| | **17,332** | **1,699** | **5,533** | **7,232** | **2,295** | **5,840** | **8,135** |

TOTALS

| | | | | | | | |
|---|---|---|---|---|---|---|---|
| | **24,021** | **2,341** | **7,411** | **9,752** | **3,257** | **8,137** | **11,394** |

□ Yellow in the TOTALS column means precinct hasn't reported
**N/A** indicates **AV** (Absentee) results are included in **Elec Day** results




# Judge of District Court - 40th District - Incumbent Position

## One 6-year term

Official results, updated **November 20, 2:34 PM**

Race List | Race Summary | Race Details | **Race Details (Printer Friendly)**

| | POLL BOOK TOTALS | Mark A. Fratarcangeli | | |
|---|---|---|---|---|
| | | AV | Elec Day | TOTAL |
| ST. CLAIR SHORES | | | | |
| 01 | 1,882 | 524 | 687 | **1,211** |
| 02 | 1,666 | 459 | 668 | **1,127** |
| 03 | 1,600 | 289 | 771 | **1,060** |
| 04 | 1,569 | 367 | 708 | **1,075** |
| 05 | 1,452 | 233 | 733 | **966** |
| 06 | 1,434 | 288 | 692 | **980** |
| 07 | 912 | 169 | 448 | **617** |
| 08 | 1,303 | 294 | 576 | **870** |
| 09 | 842 | 203 | 386 | **589** |
| 10 | 1,587 | 320 | 776 | **1,096** |
| 11 | 664 | 139 | 325 | **464** |
| 12 | 1,585 | 388 | 669 | **1,057** |
| 13 | 1,896 | 528 | 770 | **1,298** |
| 14 | 637 | 137 | 305 | **442** |
| 15 | 1,565 | 331 | 719 | **1,050** |
| 16 | 1,466 | 340 | 690 | **1,030** |
| 17 | 1,641 | 405 | 737 | **1,142** |
| 18 | 1,291 | 311 | 573 | **884** |
| 19 | 1,063 | 267 | 475 | **742** |
| 20 | 760 | 195 | 324 | **519** |
| 21 | 1,195 | 267 | 581 | **848** |
| 22 | 959 | 198 | 443 | **641** |

| | | | | |
|---|---|---|---|---|
| 23 | 1,279 | 281 | 570 | **851** |
| | **30,248** | **6,933** | **13,626** | **20,559** |
| TOTALS | | | | |
| | **30,248** | **6,933** | **13,626** | **20,559** |

☐ Yellow in the TOTALS column means precinct hasn't reported
**N/A** indicates **AV** (Absentee) results are included in **Elec Day** results

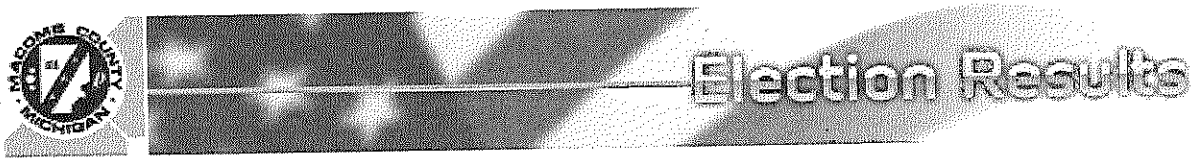


# Judge of District Court - 41A District - Incumbent Position

## Two 6-year terms

Official results, updated **November 20, 2:34 PM**



| | POLL BOOK TOTALS | Douglas **Shepherd** | | | Kimberley A. **Wiegand** | | |
|---|---|---|---|---|---|---|---|
| | | AV | Elec Day | TOTAL | AV | Elec Day | TOTAL |
| MACOMB TOWNSHIP | | | | | | | |
| 01 | 968 | 201 | 320 | **521** | 196 | 316 | **512** |
| 02 | 1,079 | 183 | 347 | **530** | 211 | 352 | **563** |
| 03 | 1,137 | 145 | 454 | **599** | 155 | 509 | **664** |
| 04 | 1,071 | 191 | 438 | **629** | 177 | 437 | **614** |
| 05 | 1,397 | 237 | 550 | **787** | 251 | 567 | **818** |
| 06 | 978 | 259 | 291 | **550** | 276 | 293 | **569** |
| 07 | 994 | 193 | 337 | **530** | 197 | 366 | **563** |
| 08 | 1,008 | 203 | 310 | **513** | 217 | 329 | **546** |
| 09 | 772 | 144 | 265 | **409** | 144 | 282 | **426** |
| 10 | 906 | 132 | 349 | **481** | 135 | 405 | **540** |
| 11 | 1,319 | 178 | 516 | **694** | 196 | 564 | **760** |
| 12 | 1,240 | 255 | 420 | **675** | 280 | 441 | **721** |
| 13 | 1,162 | 153 | 449 | **602** | 145 | 492 | **637** |
| 14 | 1,267 | 229 | 426 | **655** | 245 | 445 | **690** |
| 15 | 1,282 | 325 | 339 | **664** | 339 | 364 | **703** |
| 16 | 1,565 | 215 | 615 | **830** | 239 | 626 | **865** |
| 17 | 1,487 | 226 | 586 | **812** | 237 | 588 | **825** |
| 18 | 867 | 163 | 282 | **445** | 185 | 369 | **554** |
| 19 | 621 | 70 | 214 | **284** | 85 | 281 | **366** |
| 20 | 1,146 | 155 | 409 | **564** | 173 | 447 | **620** |
| 21 | 1,466 | 332 | 424 | **756** | 365 | 429 | **794** |
| 22 | 1,234 | 335 | 364 | **699** | 368 | 344 | **712** |

| | | | | | | | |
|---|---|---|---|---|---|---|---|
| 23 | 1,086 | 349 | 239 | **588** | 367 | 255 | **622** |
| 24 | 1,063 | 351 | 212 | **563** | 380 | 238 | **618** |
| 25 | 938 | 107 | 378 | **485** | 116 | 396 | **512** |
| 26 | 832 | 135 | 323 | **458** | 136 | 322 | **458** |
| 27 | 1,436 | 220 | 501 | **721** | 217 | 523 | **740** |
| 28 | 905 | 123 | 342 | **465** | 131 | 354 | **485** |
| 29 | 1,044 | 125 | 437 | **562** | 140 | 474 | **614** |
| 30 | 1,135 | 195 | 407 | **602** | 216 | 460 | **676** |
| 31 | 804 | 151 | 277 | **428** | 163 | 308 | **471** |
| 32 | 1,091 | 164 | 397 | **561** | 151 | 418 | **569** |
| 33 | 815 | 190 | 279 | **469** | 186 | 287 | **473** |
| 34 | 1,039 | 111 | 448 | **559** | 127 | 474 | **601** |
| 35 | 1,143 | 142 | 496 | **638** | 144 | 537 | **681** |
| 36 | 938 | 119 | 371 | **490** | 134 | 413 | **547** |
| 37 | 800 | 162 | 260 | **422** | 174 | 252 | **426** |
| | **40,035** | **7,168** | **14,072** | **21,240** | **7,598** | **14,957** | **22,555** |

| | POLL BOOK TOTALS | Douglas Shepherd | | | Kimberley A. Wiegand | | |
|---|---|---|---|---|---|---|---|
| | | AV | Elec Day | TOTAL | AV | Elec Day | TOTAL |
| **SHELBY TOWNSHIP** | | | | | | | |
| 01 | 1,740 | 370 | 541 | **911** | 354 | 523 | **877** |
| 02 | 1,457 | 289 | 530 | **819** | 277 | 541 | **818** |
| 03 | 720 | 86 | 292 | **378** | 87 | 283 | **370** |
| 04 | 1,187 | 273 | 399 | **672** | 274 | 383 | **657** |
| 05 | 842 | 174 | 277 | **451** | 184 | 302 | **486** |
| 06 | 968 | 112 | 393 | **505** | 107 | 439 | **546** |
| 07 | 1,197 | 287 | 365 | **652** | 262 | 374 | **636** |
| 08 | 636 | 115 | 236 | **351** | 113 | 238 | **351** |
| 09 | 803 | 81 | 322 | **403** | 89 | 376 | **465** |
| 10 | 965 | 195 | 340 | **535** | 208 | 328 | **536** |
| 11 | 1,267 | 219 | 470 | **689** | 222 | 464 | **686** |
| 12 | 879 | 169 | 319 | **488** | 146 | 286 | **432** |
| 13 | 680 | 150 | 220 | **370** | 153 | 212 | **365** |
| 14 | 1,391 | 231 | 516 | **747** | 237 | 518 | **755** |
| 15 | 1,393 | 277 | 473 | **750** | 267 | 454 | **721** |
| 16 | 1,798 | 416 | 529 | **945** | 428 | 536 | **964** |
| 17 | 1,487 | 222 | 573 | **795** | 224 | 557 | **781** |
| 18 | 1,084 | 247 | 335 | **582** | 259 | 367 | **626** |
| 19 | 984 | 184 | 331 | **515** | 196 | 342 | **538** |

| | | | | | | | |
|---|---|---|---|---|---|---|---|
| 20 | 772 | 169 | 296 | **465** | 164 | 301 | **465** |
| 21 | 739 | 45 | 314 | **359** | 54 | 388 | **442** |
| 22 | 1,810 | 480 | 555 | **1,035** | 461 | 538 | **999** |
| 23 | 1,595 | 362 | 529 | **891** | 327 | 517 | **844** |
| 24 | 1,861 | 495 | 571 | **1,066** | 453 | 577 | **1,030** |
| 25 | 1,344 | 334 | 440 | **774** | 314 | 421 | **735** |
| 26 | 1,172 | 318 | 342 | **660** | 336 | 357 | **693** |
| 27 | 1,326 | 243 | 438 | **681** | 274 | 488 | **762** |
| 28 | 1,403 | 437 | 334 | **771** | 481 | 344 | **825** |
| 29 | 859 | 129 | 315 | **444** | 144 | 298 | **442** |
| 30 | 1,063 | 223 | 323 | **546** | 205 | 337 | **542** |
| | **35,422** | **7,332** | **11,918** | **19,250** | **7,300** | **12,089** | **19,389** |

| | POLL BOOK TOTALS | Douglas **Shepherd** | | | Kimberley A. **Wiegand** | | |
|---|---|---|---|---|---|---|---|
| | | AV | Elec Day | TOTAL | AV | Elec Day | TOTAL |
| **STERLING HEIGHTS** | | | | | | | |
| 01 | 833 | 104 | 343 | **447** | 120 | 358 | **478** |
| 02 | 1,330 | 177 | 454 | **631** | 213 | 545 | **758** |
| 03 | 1,454 | 235 | 522 | **757** | 275 | 613 | **888** |
| 04 | 1,714 | 288 | 592 | **880** | 313 | 700 | **1,013** |
| 05 | 1,577 | 230 | 535 | **765** | 265 | 651 | **916** |
| 06 | 853 | 132 | 314 | **446** | 153 | 325 | **478** |
| 07 | 1,317 | 215 | 486 | **701** | 231 | 539 | **770** |
| 08 | 1,002 | 142 | 383 | **525** | 151 | 409 | **560** |
| 09 | 559 | 84 | 196 | **280** | 84 | 210 | **294** |
| 10 | 1,302 | 256 | 404 | **660** | 286 | 469 | **755** |
| 11 | 779 | 132 | 255 | **387** | 151 | 291 | **442** |
| 12 | 1,430 | 275 | 471 | **746** | 301 | 533 | **834** |
| 13 | 850 | 121 | 329 | **450** | 137 | 366 | **503** |
| 14 | 753 | 129 | 275 | **404** | 142 | 296 | **438** |
| 15 | 797 | 124 | 277 | **401** | 136 | 286 | **422** |
| 16 | 812 | 140 | 296 | **436** | 142 | 333 | **475** |
| 17 | 826 | 149 | 292 | **441** | 154 | 306 | **460** |
| 18 | 1,296 | 218 | 456 | **674** | 230 | 518 | **748** |
| 19 | 1,476 | 254 | 510 | **764** | 267 | 575 | **842** |
| 20 | 1,260 | 202 | 432 | **634** | 221 | 477 | **698** |
| 21 | 780 | 104 | 293 | **397** | 119 | 319 | **438** |
| 22 | 926 | 138 | 345 | **483** | 155 | 374 | **529** |
| 23 | 926 | 138 | 347 | **485** | 146 | 348 | **494** |

| | | | | | | | |
|---|---|---|---|---|---|---|---|
| 24 | 946 | 116 | 368 | **484** | 122 | 390 | **512** |
| 25 | 1,598 | 286 | 548 | **834** | 289 | 626 | **915** |
| 26 | 1,478 | 252 | 507 | **759** | 245 | 533 | **778** |
| 27 | 1,355 | 210 | 505 | **715** | 229 | 541 | **770** |
| 28 | 1,121 | 212 | 394 | **606** | 220 | 431 | **651** |
| 29 | 1,083 | 174 | 398 | **572** | 198 | 416 | **614** |
| 30 | 682 | 87 | 236 | **323** | 108 | 258 | **366** |
| 31 | 696 | 81 | 298 | **379** | 90 | 324 | **414** |
| 32 | 495 | 33 | 202 | **235** | 39 | 270 | **309** |
| 33 | 951 | 217 | 286 | **503** | 243 | 310 | **553** |
| 34 | 1,276 | 224 | 471 | **695** | 226 | 470 | **696** |
| 35 | 850 | 72 | 356 | **428** | 79 | 420 | **499** |
| 36 | 1,380 | 270 | 467 | **737** | 308 | 500 | **808** |
| 37 | 1,320 | 210 | 452 | **662** | 213 | 494 | **707** |
| 38 | 1,475 | 304 | 430 | **734** | 330 | 529 | **859** |
| 39 | 1,117 | 161 | 426 | **587** | 158 | 519 | **677** |
| 40 | 595 | 61 | 215 | **276** | 73 | 235 | **308** |
| 41 | 851 | 90 | 301 | **391** | 108 | 350 | **458** |
| 42 | 1,056 | 225 | 329 | **554** | 243 | 358 | **601** |
| 43 | 1,790 | 412 | 548 | **960** | 453 | 592 | **1,045** |
| 44 | 1,074 | 252 | 299 | **551** | 269 | 309 | **578** |
| 45 | 1,351 | 252 | 514 | **766** | 253 | 537 | **790** |
| | **49,392** | **8,188** | **17,357** | **25,545** | **8,888** | **19,253** | **28,141** |

| | POLL BOOK TOTALS | Douglas **Shepherd** | | | Kimberley A. **Wiegand** | | |
|---|---|---|---|---|---|---|---|
| | | AV | Elec Day | TOTAL | AV | Elec Day | TOTAL |
| UTICA | | | | | | | |
| 01 | 427 | 43 | 182 | **225** | 41 | 214 | **255** |
| 02 | 807 | 123 | 304 | **427** | 106 | 289 | **395** |
| 03 | 903 | 135 | 346 | **481** | 148 | 377 | **525** |
| | **2,137** | **301** | **832** | **1,133** | **295** | **880** | **1,175** |
| TOTALS | | | | | | | |
| | **126,986** | **22,989** | **44,179** | **67,168** | **24,081** | **47,179** | **71,260** |

☐ Yellow in the TOTALS column means precinct hasn't reported
**N/A** indicates **AV** (Absentee) results are included in **Elec Day** results

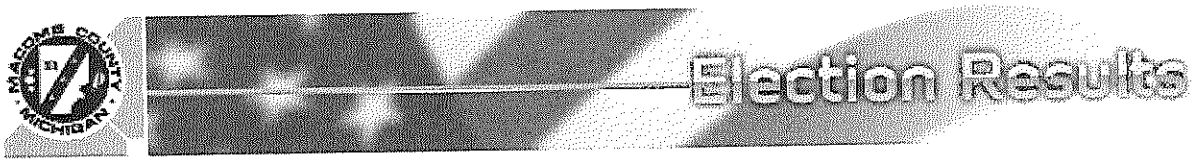


# Judge of District Court - 41B District - Incumbent Position

## One 6-year term

Official results, updated **November 20, 2:34 PM**



| | POLL BOOK TOTALS | Sebastian Lucido | | |
|---|---|---|---|---|
| | | AV | Elec Day | TOTAL |
| CLINTON TOWNSHIP | | | | |
| 01 | 912 | 281 | 352 | **633** |
| 02 | 417 | 93 | 202 | **295** |
| 03 | 1,018 | 170 | 567 | **737** |
| 04 | 277 | 74 | 123 | **197** |
| 05 | 780 | 101 | 495 | **596** |
| 06 | 1,012 | 228 | 492 | **720** |
| 07 | 482 | 104 | 245 | **349** |
| 08 | 822 | 146 | 417 | **563** |
| 09 | 564 | 106 | 284 | **390** |
| 10 | 836 | 214 | 333 | **547** |
| 11 | 897 | 137 | 519 | **656** |
| 12 | 468 | 87 | 240 | **327** |
| 13 | 1,046 | 150 | 615 | **765** |
| 14 | 386 | 62 | 189 | **251** |
| 15 | 744 | 119 | 378 | **497** |
| 16 | 1,021 | 278 | 414 | **692** |
| 17 | 786 | 160 | 391 | **551** |
| 18 | 853 | 201 | 362 | **563** |
| 19 | 903 | 299 | 291 | **590** |
| 20 | 229 | 7 | 177 | **184** |
| 21 | 535 | 135 | 234 | **369** |
| 22 | 1,073 | 225 | 544 | **769** |

| | | | | |
|---|---|---|---|---|
| 23 | 1,288 | 318 | 549 | **867** |
| 24 | 747 | 185 | 317 | **502** |
| 25 | 885 | 188 | 437 | **625** |
| 26 | 1,061 | 262 | 491 | **753** |
| 27 | 915 | 285 | 308 | **593** |
| 28 | 914 | 143 | 555 | **698** |
| 29 | 1,249 | 321 | 481 | **802** |
| 30 | 941 | 184 | 446 | **630** |
| 31 | 1,136 | 174 | 571 | **745** |
| 32 | 678 | 173 | 268 | **441** |
| 33 | 1,439 | 335 | 689 | **1,024** |
| 34 | 1,195 | 151 | 711 | **862** |
| 35 | 1,529 | 549 | 508 | **1,057** |
| 36 | 1,108 | 239 | 535 | **774** |
| 37 | 1,380 | 433 | 508 | **941** |
| 38 | 873 | 217 | 344 | **561** |
| 39 | 823 | 274 | 322 | **596** |
| 40 | 1,252 | 312 | 557 | **869** |
| 41 | 980 | 253 | 407 | **660** |
| 42 | 1,203 | 282 | 587 | **869** |
| 43 | 527 | 135 | 228 | **363** |
| 44 | 1,576 | 491 | 593 | **1,084** |
| 45 | 1,039 | 238 | 423 | **661** |
| 46 | 1,681 | 567 | 606 | **1,173** |
| | **42,480** | **10,086** | **19,305** | **29,391** |

| | POLL BOOK TOTALS | Sebastian Lucido AV | Elec Day | TOTAL |
|---|---|---|---|---|
| **HARRISON TOWNSHIP** | | | | |
| 01 | 1,181 | 259 | 534 | **793** |
| 02 | 1,342 | 331 | 578 | **909** |
| 03 | 1,191 | 291 | 465 | **756** |
| 04 | 1,376 | 350 | 574 | **924** |
| 05 | 1,310 | 387 | 450 | **837** |
| 06 | 1,343 | 328 | 583 | **911** |
| 07 | 1,292 | 350 | 461 | **811** |
| 08 | 935 | 203 | 439 | **642** |
| 09 | 1,199 | 338 | 447 | **785** |
| 10 | 1,067 | 239 | 457 | **696** |

| | | | | |
|---|---|---|---|---|
| | **12,236** | **3,076** | **4,988** | **8,064** |
| | POLL BOOK TOTALS | Sebastian **Lucido** AV | Elec Day | TOTAL |
| **MOUNT CLEMENS** | | | | |
| 01 | 639 | 108 | 375 | **483** |
| 02 | 911 | 122 | 457 | **579** |
| 03 | 1,356 | 180 | 802 | **982** |
| 04 | 611 | 88 | 321 | **409** |
| 05 | 612 | 164 | 309 | **473** |
| 06 | 721 | 95 | 399 | **494** |
| 09 | 1,081 | 200 | 489 | **689** |
| | **5,931** | **957** | **3,152** | **4,109** |
| TOTALS | | | | |
| | **60,647** | **14,119** | **27,445** | **41,564** |

☐ Yellow in the TOTALS column means precinct hasn't reported
**N/A** indicates **AV** (Absentee) results are included in **Elec Day** results




# Judge of District Court - 42-2 District - Incumbent Position

## One 6-year term

Official results, updated **November 20, 2:34 PM**



| | POLL BOOK TOTALS | William **Hackel III** AV | Elec Day | TOTAL |
|---|---|---|---|---|
| CHESTERFIELD TOWNSHIP | | | | |
| 01 | 1,185 | 283 | 522 | **805** |
| 02 | 1,229 | 239 | 573 | **812** |
| 03 | 1,578 | 235 | 806 | **1,041** |
| 04 | 1,479 | 279 | 690 | **969** |
| 05 | 1,105 | 266 | 463 | **729** |
| 06 | 1,454 | 206 | 809 | **1,015** |
| 07 | 1,333 | 278 | 615 | **893** |
| 08 | 1,444 | 248 | 654 | **902** |
| 09 | 1,233 | 249 | 581 | **830** |
| 10 | 1,486 | 457 | 515 | **972** |
| 11 | 1,581 | 363 | 730 | **1,093** |
| 12 | 1,038 | 131 | 603 | **734** |
| 13 | 1,618 | 381 | 721 | **1,102** |
| 14 | 1,711 | 293 | 804 | **1,097** |
| | **19,474** | **3,908** | **9,086** | **12,994** |

| | POLL BOOK TOTALS | William Hackel III AV | Elec Day | TOTAL |
|---|---|---|---|---|
| LENOX TOWNSHIP | | | | |
| 01 | 817 | 170 | 314 | **484** |
| 02 | 1,172 | 231 | 561 | **792** |
| 03 | 1,136 | 182 | 638 | **820** |
| 04 | 536 | 40 | 359 | **399** |

| | | | | |
|---|---|---|---|---|
| | **3,661** | **623** | **1,872** | **2,495** |
| | POLL BOOK TOTALS | William **Hackel III** | | |
| | | AV | Elec Day | TOTAL |
| **NEW BALTIMORE** | | | | |
| 01 | 850 | 143 | 429 | **572** |
| 02 | 682 | 105 | 360 | **465** |
| 03 | 1,567 | 241 | 782 | **1,023** |
| 04 | 1,265 | 249 | 635 | **884** |
| 05 | 1,217 | 197 | 604 | **801** |
| | **5,581** | **935** | **2,810** | **3,745** |
| **TOTALS** | | | | |
| | **28,716** | **5,466** | **13,768** | **19,234** |

□ Yellow in the TOTALS column means precinct hasn't reported
N/A indicates **AV** (Absentee) results are included in **Elec Day** results

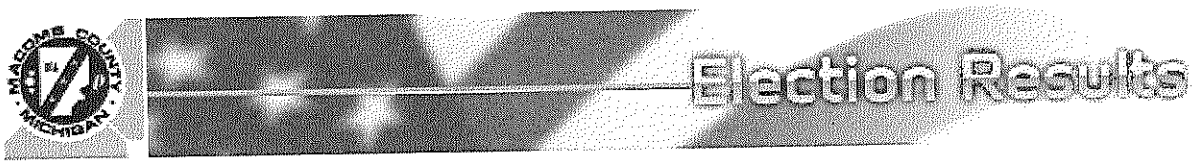


# State Proposal 18-1

## A proposed initiated law to authorize and legalize possession, use and cultivation of marijuana products by individuals who are at least 21 years of age and older, and commercial sales of marijuana through state-licensed retailers

Official results, updated **November 20, 2:34 PM**

Race List | Race Summary | Race Details | **Race Details (Printer Friendly)**

| | POLL BOOK TOTALS | No | | | Yes | | |
|---|---|---|---|---|---|---|---|
| | | AV | Elec Day | TOTAL | AV | Elec Day | TOTAL |
| **ARMADA TOWNSHIP** | | | | | | | |
| 01 | 1,617 | 341 | 505 | **846** | 178 | 571 | **749** |
| 02 | 1,081 | 186 | 395 | **581** | 110 | 367 | **477** |
| | **2,698** | **527** | **900** | **1,427** | **288** | **938** | **1,226** |

| | POLL BOOK TOTALS | No | | | Yes | | |
|---|---|---|---|---|---|---|---|
| | | AV | Elec Day | TOTAL | AV | Elec Day | TOTAL |
| **BRUCE TOWNSHIP** | | | | | | | |
| 01 | 891 | 140 | 233 | **373** | 108 | 391 | **499** |
| 02 | 1,627 | 303 | 590 | **893** | 192 | 516 | **708** |
| 03 | 986 | 192 | 295 | **487** | 115 | 377 | **492** |
| 04 | 1,140 | 210 | 395 | **605** | 126 | 396 | **522** |
| | **4,644** | **845** | **1,513** | **2,358** | **541** | **1,680** | **2,221** |

| | POLL BOOK TOTALS | No | | | Yes | | |
|---|---|---|---|---|---|---|---|
| | | AV | Elec Day | TOTAL | AV | Elec Day | TOTAL |
| **CENTER LINE** | | | | | | | |
| 01 | 762 | 103 | 215 | **318** | 60 | 364 | **424** |
| 02 | 585 | 95 | 130 | **225** | 92 | 256 | **348** |
| 03 | 918 | 77 | 187 | **264** | 88 | 536 | **624** |
| 04 | 461 | 43 | 120 | **163** | 33 | 252 | **285** |
| 05 | 490 | 42 | 137 | **179** | 25 | 274 | **299** |
| | **3,216** | **360** | **789** | **1,149** | **298** | **1,682** | **1,980** |

| | POLL BOOK TOTALS | No | | | Yes | | |
|---|---|---|---|---|---|---|---|
| | | AV | Elec Day | TOTAL | AV | Elec Day | TOTAL |
| **CHESTERFIELD TOWNSHIP** | | | | | | | |
| 01 | 1,185 | 211 | 292 | **503** | 196 | 469 | **665** |
| 02 | 1,229 | 176 | 319 | **495** | 174 | 538 | **712** |
| 03 | 1,578 | 157 | 445 | **602** | 200 | 749 | **949** |
| 04 | 1,479 | 221 | 428 | **649** | 192 | 604 | **796** |
| 05 | 1,105 | 206 | 271 | **477** | 169 | 434 | **603** |
| 06 | 1,454 | 169 | 427 | **596** | 117 | 702 | **819** |
| 07 | 1,333 | 213 | 386 | **599** | 164 | 560 | **724** |
| 08 | 1,444 | 196 | 361 | **557** | 203 | 653 | **856** |
| 09 | 1,233 | 181 | 280 | **461** | 193 | 563 | **756** |
| 10 | 1,486 | 379 | 309 | **688** | 295 | 472 | **767** |
| 11 | 1,581 | 277 | 356 | **633** | 221 | 692 | **913** |
| 12 | 1,038 | 72 | 262 | **334** | 108 | 572 | **680** |
| 13 | 1,618 | 309 | 415 | **724** | 214 | 652 | **866** |
| 14 | 1,711 | 223 | 496 | **719** | 200 | 771 | **971** |
| | **19,474** | **2,990** | **5,047** | **8,037** | **2,646** | **8,431** | **11,077** |

| | POLL BOOK TOTALS | No | | | Yes | | |
|---|---|---|---|---|---|---|---|
| | | AV | Elec Day | TOTAL | AV | Elec Day | TOTAL |
| **CLINTON TOWNSHIP** | | | | | | | |
| 01 | 912 | 216 | 200 | **416** | 173 | 309 | **482** |
| 02 | 417 | 74 | 94 | **168** | 49 | 192 | **241** |
| 03 | 1,018 | 105 | 211 | **316** | 117 | 566 | **683** |
| 04 | 277 | 69 | 57 | **126** | 40 | 104 | **144** |
| 05 | 780 | 41 | 155 | **196** | 88 | 483 | **571** |
| 06 | 1,012 | 158 | 218 | **376** | 161 | 449 | **610** |
| 07 | 482 | 89 | 114 | **203** | 48 | 228 | **276** |
| 08 | 822 | 105 | 183 | **288** | 119 | 403 | **522** |
| 09 | 564 | 90 | 149 | **239** | 53 | 261 | **314** |
| 10 | 836 | 196 | 232 | **428** | 122 | 273 | **395** |
| 11 | 897 | 110 | 177 | **287** | 82 | 516 | **598** |
| 12 | 468 | 60 | 104 | **164** | 58 | 243 | **301** |
| 13 | 1,046 | 121 | 211 | **332** | 86 | 621 | **707** |
| 14 | 386 | 53 | 95 | **148** | 41 | 190 | **231** |
| 15 | 744 | 105 | 180 | **285** | 73 | 377 | **450** |
| 16 | 1,021 | 259 | 267 | **526** | 150 | 322 | **472** |
| 17 | 786 | 121 | 198 | **319** | 102 | 347 | **449** |

| | | | | | | | |
|---|---|---|---|---|---|---|---|
| 18 | 853 | 203 | 203 | **406** | 90 | 341 | **431** |
| 19 | 903 | 294 | 225 | **519** | 146 | 221 | **367** |
| 20 | 229 | 1 | 48 | **49** | 6 | 174 | **180** |
| 21 | 535 | 102 | 113 | **215** | 88 | 219 | **307** |
| 22 | 1,073 | 158 | 241 | **399** | 134 | 511 | **645** |
| 23 | 1,288 | 280 | 360 | **640** | 171 | 444 | **615** |
| 24 | 747 | 178 | 194 | **372** | 84 | 275 | **359** |
| 25 | 885 | 151 | 205 | **356** | 110 | 401 | **511** |
| 26 | 1,061 | 234 | 285 | **519** | 144 | 384 | **528** |
| 27 | 915 | 261 | 241 | **502** | 151 | 241 | **392** |
| 28 | 914 | 105 | 161 | **266** | 95 | 530 | **625** |
| 29 | 1,249 | 294 | 353 | **647** | 191 | 395 | **586** |
| 30 | 941 | 161 | 195 | **356** | 114 | 437 | **551** |
| 31 | 1,136 | 132 | 258 | **390** | 141 | 585 | **726** |
| 32 | 678 | 182 | 212 | **394** | 87 | 187 | **274** |
| 33 | 1,439 | 264 | 319 | **583** | 203 | 627 | **830** |
| 34 | 1,195 | 101 | 299 | **400** | 99 | 683 | **782** |
| 35 | 1,529 | 476 | 327 | **803** | 269 | 415 | **684** |
| 36 | 1,108 | 209 | 263 | **472** | 145 | 472 | **617** |
| 37 | 1,380 | 351 | 304 | **655** | 241 | 454 | **695** |
| 38 | 873 | 164 | 265 | **429** | 135 | 301 | **436** |
| 39 | 823 | 236 | 175 | **411** | 126 | 266 | **392** |
| 40 | 1,252 | 282 | 322 | **604** | 159 | 469 | **628** |
| 41 | 980 | 213 | 253 | **466** | 137 | 365 | **502** |
| 42 | 1,203 | 221 | 260 | **481** | 141 | 543 | **684** |
| 43 | 527 | 119 | 146 | **265** | 77 | 172 | **249** |
| 44 | 1,576 | 437 | 389 | **826** | 246 | 468 | **714** |
| 45 | 1,039 | 216 | 308 | **524** | 161 | 343 | **504** |
| 46 | 1,681 | 537 | 407 | **944** | 274 | 424 | **698** |
| | **42,480** | **8,534** | **10,176** | **18,710** | **5,727** | **17,231** | **22,958** |
| | POLL BOOK TOTALS | | No | | | Yes | |
| | | AV | Elec Day | TOTAL | AV | Elec Day | TOTAL |
| **EASTPOINTE** | | | | | | | |
| 01 | 712 | 72 | 149 | **221** | 66 | 412 | **478** |
| 02 | 1,140 | 112 | 235 | **347** | 159 | 608 | **767** |
| 03 | 1,054 | 121 | 227 | **348** | 101 | 586 | **687** |
| 04 | 987 | 121 | 151 | **272** | 141 | 558 | **699** |
| 05 | 1,020 | 96 | 193 | **289** | 95 | 615 | **710** |

| | | | | | | | |
|---|---|---|---|---|---|---|---|
| 06 | 1,049 | 99 | 198 | **297** | 120 | 612 | **732** |
| 07 | 923 | 76 | 184 | **260** | 110 | 527 | **637** |
| 08 | 1,173 | 126 | 247 | **373** | 181 | 587 | **768** |
| 09 | 814 | 95 | 174 | **269** | 112 | 418 | **530** |
| 10 | 782 | 57 | 154 | **211** | 82 | 474 | **556** |
| 11 | 935 | 96 | 202 | **298** | 88 | 525 | **613** |
| 12 | 1,384 | 172 | 319 | **491** | 194 | 675 | **869** |
| 13 | 471 | 84 | 89 | **173** | 76 | 214 | **290** |
| 14 | 979 | 151 | 213 | **364** | 162 | 432 | **594** |
| | **13,423** | **1,478** | **2,735** | **4,213** | **1,687** | **7,243** | **8,930** |

| | POLL BOOK TOTALS | No | | | Yes | | |
|---|---|---|---|---|---|---|---|
| | | AV | Elec Day | TOTAL | AV | Elec Day | TOTAL |
| **FRASER** | | | | | | | |
| 01 | 719 | 113 | 187 | **300** | 49 | 354 | **403** |
| 02 | 1,148 | 190 | 348 | **538** | 125 | 460 | **585** |
| 03 | 1,340 | 237 | 345 | **582** | 140 | 580 | **720** |
| 04 | 1,059 | 146 | 271 | **417** | 103 | 506 | **609** |
| 05 | 417 | 57 | 92 | **149** | 54 | 203 | **257** |
| 06 | 1,282 | 202 | 453 | **655** | 149 | 445 | **594** |
| 07 | 724 | 131 | 186 | **317** | 78 | 318 | **396** |
| | **6,689** | **1,076** | **1,882** | **2,958** | **698** | **2,866** | **3,564** |

| | POLL BOOK TOTALS | No | | | Yes | | |
|---|---|---|---|---|---|---|---|
| | | AV | Elec Day | TOTAL | AV | Elec Day | TOTAL |
| **GROSSE POINTE SHORES** | | | | | | | |
| 03 | 56 | N/A | 31 | **31** | N/A | 23 | **23** |
| | **56** | N/A | **31** | **31** | N/A | **23** | **23** |

| | POLL BOOK TOTALS | No | | | Yes | | |
|---|---|---|---|---|---|---|---|
| | | AV | Elec Day | TOTAL | AV | Elec Day | TOTAL |
| **HARRISON TOWNSHIP** | | | | | | | |
| 01 | 1,181 | 215 | 213 | **428** | 185 | 546 | **731** |
| 02 | 1,342 | 250 | 244 | **494** | 244 | 585 | **829** |
| 03 | 1,191 | 205 | 248 | **453** | 240 | 483 | **723** |
| 04 | 1,376 | 274 | 276 | **550** | 240 | 570 | **810** |
| 05 | 1,310 | 292 | 258 | **550** | 308 | 436 | **744** |
| 06 | 1,343 | 254 | 294 | **548** | 212 | 564 | **776** |
| 07 | 1,292 | 302 | 287 | **589** | 254 | 439 | **693** |
| 08 | 935 | 145 | 198 | **343** | 145 | 422 | **567** |
| 09 | 1,199 | 282 | 256 | **538** | 242 | 399 | **641** |

| | | | | | | | |
|---|---|---|---|---|---|---|---|
| 10 | 1,067 | 181 | 275 | **456** | 192 | 404 | **596** |
| | **12,236** | **2,400** | **2,549** | **4,949** | **2,262** | **4,848** | **7,110** |
| | POLL BOOK TOTALS | | No | | | Yes | |
| | | AV | Elec Day | TOTAL | AV | Elec Day | TOTAL |
| **LENOX TOWNSHIP** | | | | | | | |
| 01 | 817 | 166 | 273 | **439** | 109 | 256 | **365** |
| 02 | 1,172 | 165 | 340 | **505** | 170 | 480 | **650** |
| 03 | 1,136 | 107 | 277 | **384** | 129 | 613 | **742** |
| 04 | 536 | 24 | 138 | **162** | 28 | 337 | **365** |
| | **3,661** | **462** | **1,028** | **1,490** | **436** | **1,686** | **2,122** |
| | POLL BOOK TOTALS | | No | | | Yes | |
| | | AV | Elec Day | TOTAL | AV | Elec Day | TOTAL |
| **MACOMB TOWNSHIP** | | | | | | | |
| 01 | 968 | 186 | 297 | **483** | 129 | 326 | **455** |
| 02 | 1,079 | 200 | 288 | **488** | 159 | 409 | **568** |
| 03 | 1,137 | 155 | 406 | **561** | 93 | 460 | **553** |
| 04 | 1,071 | 173 | 334 | **507** | 120 | 436 | **556** |
| 05 | 1,397 | 229 | 445 | **674** | 158 | 535 | **693** |
| 06 | 978 | 265 | 205 | **470** | 162 | 326 | **488** |
| 07 | 994 | 212 | 287 | **499** | 112 | 368 | **480** |
| 08 | 1,008 | 222 | 268 | **490** | 173 | 328 | **501** |
| 09 | 772 | 156 | 240 | **396** | 91 | 268 | **359** |
| 10 | 906 | 123 | 211 | **334** | 84 | 462 | **546** |
| 11 | 1,319 | 188 | 459 | **647** | 130 | 513 | **643** |
| 12 | 1,240 | 273 | 403 | **676** | 169 | 371 | **540** |
| 13 | 1,162 | 171 | 432 | **603** | 101 | 440 | **541** |
| 14 | 1,267 | 247 | 421 | **668** | 149 | 421 | **570** |
| 15 | 1,282 | 417 | 355 | **772** | 140 | 341 | **481** |
| 16 | 1,565 | 217 | 553 | **770** | 186 | 588 | **774** |
| 17 | 1,487 | 233 | 517 | **750** | 147 | 561 | **708** |
| 18 | 867 | 153 | 159 | **312** | 120 | 421 | **541** |
| 19 | 621 | 40 | 139 | **179** | 86 | 344 | **430** |
| 20 | 1,146 | 179 | 408 | **587** | 120 | 406 | **526** |
| 21 | 1,466 | 355 | 421 | **776** | 239 | 405 | **644** |
| 22 | 1,234 | 348 | 318 | **666** | 204 | 341 | **545** |
| 23 | 1,086 | 397 | 238 | **635** | 192 | 237 | **429** |
| 24 | 1,063 | 406 | 199 | **605** | 235 | 203 | **438** |
| 25 | 938 | 92 | 339 | **431** | 83 | 409 | **492** |

| | | | | | | | |
|---|---|---|---|---|---|---|---|
| 26 | 832 | 126 | 302 | **428** | 88 | 303 | **391** |
| 27 | 1,436 | 228 | 505 | **733** | 155 | 503 | **658** |
| 28 | 905 | 105 | 346 | **451** | 86 | 340 | **426** |
| 29 | 1,044 | 116 | 388 | **504** | 79 | 434 | **513** |
| 30 | 1,135 | 190 | 404 | **594** | 110 | 414 | **524** |
| 31 | 804 | 156 | 239 | **395** | 96 | 283 | **379** |
| 32 | 1,091 | 156 | 385 | **541** | 118 | 408 | **526** |
| 33 | 815 | 175 | 208 | **383** | 113 | 315 | **428** |
| 34 | 1,039 | 121 | 442 | **563** | 92 | 371 | **463** |
| 35 | 1,143 | 119 | 444 | **563** | 100 | 463 | **563** |
| 36 | 938 | 116 | 331 | **447** | 92 | 380 | **472** |
| 37 | 800 | 193 | 218 | **411** | 116 | 259 | **375** |
| | **40,035** | **7,438** | **12,554** | **19,992** | **4,827** | **14,392** | **19,219** |
| | POLL BOOK TOTALS | No | | | Yes | | |
| | | AV | Elec Day | TOTAL | AV | Elec Day | TOTAL |
| **MEMPHIS** | | | | | | | |
| 01 | 308 | N/A | 136 | **136** | N/A | 165 | **165** |
| | **308** | **N/A** | **136** | **136** | **N/A** | **165** | **165** |
| | POLL BOOK TOTALS | No | | | Yes | | |
| | | AV | Elec Day | TOTAL | AV | Elec Day | TOTAL |
| **MOUNT CLEMENS** | | | | | | | |
| 01 | 639 | 65 | 131 | **196** | 72 | 355 | **427** |
| 02 | 911 | 88 | 251 | **339** | 103 | 451 | **554** |
| 03 | 1,356 | 123 | 283 | **406** | 131 | 805 | **936** |
| 04 | 611 | 61 | 113 | **174** | 80 | 334 | **414** |
| 05 | 612 | 96 | 95 | **191** | 101 | 300 | **401** |
| 06 | 721 | 67 | 169 | **236** | 69 | 396 | **465** |
| 09 | 1,081 | 174 | 278 | **452** | 130 | 477 | **607** |
| | **5,931** | **674** | **1,320** | **1,994** | **686** | **3,118** | **3,804** |
| | POLL BOOK TOTALS | No | | | Yes | | |
| | | AV | Elec Day | TOTAL | AV | Elec Day | TOTAL |
| **NEW BALTIMORE** | | | | | | | |
| 01 | 850 | 92 | 272 | **364** | 111 | 358 | **469** |
| 02 | 682 | 86 | 189 | **275** | 79 | 308 | **387** |
| 03 | 1,567 | 205 | 541 | **746** | 143 | 640 | **783** |
| 04 | 1,265 | 193 | 345 | **538** | 163 | 544 | **707** |
| 05 | 1,217 | 146 | 365 | **511** | 139 | 550 | **689** |
| | **5,581** | **722** | **1,712** | **2,434** | **635** | **2,400** | **3,035** |

| | POLL BOOK TOTALS | No | | | Yes | | |
|---|---|---|---|---|---|---|---|
| | | AV | Elec Day | TOTAL | AV | Elec Day | TOTAL |
| **RAY TOWNSHIP** | | | | | | | |
| 01 | 830 | 170 | 313 | **483** | 78 | 255 | **333** |
| 02 | 1,115 | 219 | 358 | **577** | 114 | 406 | **520** |
| | **1,945** | **389** | **671** | **1,060** | **192** | **661** | **853** |

| | POLL BOOK TOTALS | No | | | Yes | | |
|---|---|---|---|---|---|---|---|
| | | AV | Elec Day | TOTAL | AV | Elec Day | TOTAL |
| **RICHMOND CITY** | | | | | | | |
| 01 | 1,407 | 279 | 425 | **704** | 144 | 517 | **661** |
| 02 | 1,204 | 169 | 383 | **552** | 134 | 505 | **639** |
| | **2,611** | **448** | **808** | **1,256** | **278** | **1,022** | **1,300** |

| | POLL BOOK TOTALS | No | | | Yes | | |
|---|---|---|---|---|---|---|---|
| | | AV | Elec Day | TOTAL | AV | Elec Day | TOTAL |
| **RICHMOND TOWNSHIP** | | | | | | | |
| 01 | 804 | N/A | 448 | **448** | N/A | 346 | **346** |
| 02 | 947 | N/A | 494 | **494** | N/A | 431 | **431** |
| | **1,751** | N/A | **942** | **942** | N/A | 777 | 777 |

| | POLL BOOK TOTALS | No | | | Yes | | |
|---|---|---|---|---|---|---|---|
| | | AV | Elec Day | TOTAL | AV | Elec Day | TOTAL |
| **ROSEVILLE** | | | | | | | |
| 01 | 1,170 | 129 | 244 | **373** | 110 | 653 | **763** |
| 02 | 1,605 | 191 | 364 | **555** | 181 | 838 | **1,019** |
| 03 | 1,072 | 121 | 239 | **360** | 117 | 552 | **669** |
| 04 | 673 | 74 | 153 | **227** | 85 | 352 | **437** |
| 05 | 1,141 | 107 | 255 | **362** | 149 | 611 | **760** |
| 06 | 1,511 | 168 | 305 | **473** | 172 | 841 | **1,013** |
| 07 | 1,546 | 157 | 277 | **434** | 194 | 883 | **1,077** |
| 08 | 1,404 | 213 | 301 | **514** | 184 | 681 | **865** |
| 09 | 1,456 | 236 | 302 | **538** | 187 | 703 | **890** |
| 10 | 864 | 88 | 212 | **300** | 97 | 445 | **542** |
| 11 | 1,151 | 142 | 234 | **376** | 141 | 605 | **746** |
| 12 | 951 | 194 | 209 | **403** | 124 | 402 | **526** |
| 13 | 575 | 71 | 108 | **179** | 78 | 310 | **388** |
| 14 | 875 | 135 | 195 | **330** | 96 | 431 | **527** |
| 15 | 1,338 | 196 | 260 | **456** | 185 | 666 | **851** |
| | **17,332** | **2,222** | **3,658** | **5,880** | **2,100** | **8,973** | **11,073** |
| | | | No | | | Yes | |

| | POLL BOOK TOTALS | AV | Elec Day | TOTAL | AV | Elec Day | TOTAL |
|---|---|---|---|---|---|---|---|
| **SHELBY TOWNSHIP** | | | | | | | |
| 01 | 1,740 | 371 | 538 | **909** | 261 | 534 | **795** |
| 02 | 1,457 | 281 | 381 | **662** | 165 | 597 | **762** |
| 03 | 720 | 74 | 221 | **295** | 68 | 345 | **413** |
| 04 | 1,187 | 243 | 325 | **568** | 171 | 422 | **593** |
| 05 | 842 | 186 | 279 | **465** | 102 | 242 | **344** |
| 06 | 968 | 88 | 245 | **333** | 77 | 538 | **615** |
| 07 | 1,197 | 289 | 355 | **644** | 152 | 388 | **540** |
| 08 | 636 | 125 | 202 | **327** | 74 | 226 | **300** |
| 09 | 803 | 58 | 223 | **281** | 70 | 432 | **502** |
| 10 | 965 | 158 | 255 | **413** | 156 | 385 | **541** |
| 11 | 1,267 | 186 | 299 | **485** | 162 | 587 | **749** |
| 12 | 879 | 193 | 258 | **451** | 87 | 317 | **404** |
| 13 | 680 | 170 | 194 | **364** | 73 | 229 | **302** |
| 14 | 1,391 | 256 | 450 | **706** | 140 | 515 | **655** |
| 15 | 1,393 | 282 | 369 | **651** | 164 | 549 | **713** |
| 16 | 1,798 | 447 | 601 | **1,048** | 260 | 473 | **733** |
| 17 | 1,487 | 225 | 498 | **723** | 159 | 582 | **741** |
| 18 | 1,084 | 262 | 250 | **512** | 147 | 395 | **542** |
| 19 | 984 | 219 | 289 | **508** | 116 | 342 | **458** |
| 20 | 772 | 132 | 195 | **327** | 123 | 301 | **424** |
| 21 | 739 | 48 | 177 | **225** | 30 | 464 | **494** |
| 22 | 1,810 | 490 | 521 | **1,011** | 273 | 503 | **776** |
| 23 | 1,595 | 388 | 513 | **901** | 177 | 481 | **658** |
| 24 | 1,861 | 524 | 562 | **1,086** | 224 | 521 | **745** |
| 25 | 1,344 | 361 | 399 | **760** | 157 | 395 | **552** |
| 26 | 1,172 | 334 | 249 | **583** | 188 | 373 | **561** |
| 27 | 1,326 | 276 | 422 | **698** | 140 | 453 | **593** |
| 28 | 1,403 | 504 | 310 | **814** | 220 | 328 | **548** |
| 29 | 859 | 146 | 314 | **460** | 86 | 271 | **357** |
| 30 | 1,063 | 241 | 289 | **530** | 133 | 379 | **512** |
| | **35,422** | **7,557** | **10,183** | **17,740** | **4,355** | **12,567** | **16,922** |
| | POLL BOOK TOTALS | | No | | | Yes | |
| | | AV | Elec Day | TOTAL | AV | Elec Day | TOTAL |
| **ST. CLAIR SHORES** | | | | | | | |
| 01 | 1,882 | 450 | 422 | **872** | 330 | 647 | **977** |

| | | | | | | | |
|---|---|---|---|---|---|---|---|
| 02 | 1,666 | 406 | 314 | **720** | 260 | 649 | **909** |
| 03 | 1,600 | 225 | 355 | **580** | 207 | 781 | **988** |
| 04 | 1,569 | 288 | 339 | **627** | 227 | 691 | **918** |
| 05 | 1,452 | 171 | 344 | **515** | 171 | 746 | **917** |
| 06 | 1,434 | 213 | 313 | **526** | 209 | 658 | **867** |
| 07 | 912 | 112 | 193 | **305** | 123 | 470 | **593** |
| 08 | 1,303 | 224 | 298 | **522** | 186 | 577 | **763** |
| 09 | 842 | 164 | 190 | **354** | 124 | 339 | **463** |
| 10 | 1,587 | 235 | 369 | **604** | 202 | 740 | **942** |
| 11 | 664 | 116 | 150 | **266** | 78 | 301 | **379** |
| 12 | 1,585 | 293 | 344 | **637** | 290 | 625 | **915** |
| 13 | 1,896 | 415 | 416 | **831** | 340 | 694 | **1,034** |
| 14 | 637 | 102 | 120 | **222** | 90 | 314 | **404** |
| 15 | 1,565 | 247 | 348 | **595** | 226 | 718 | **944** |
| 16 | 1,466 | 270 | 336 | **606** | 186 | 642 | **828** |
| 17 | 1,641 | 341 | 378 | **719** | 241 | 640 | **881** |
| 18 | 1,291 | 223 | 240 | **463** | 210 | 588 | **798** |
| 19 | 1,063 | 206 | 222 | **428** | 153 | 446 | **599** |
| 20 | 760 | 180 | 167 | **347** | 90 | 311 | **401** |
| 21 | 1,195 | 193 | 238 | **431** | 170 | 568 | **738** |
| 22 | 959 | 154 | 218 | **372** | 138 | 426 | **564** |
| 23 | 1,279 | 214 | 281 | **495** | 181 | 569 | **750** |
| | **30,248** | **5,442** | **6,595** | **12,037** | **4,432** | **13,140** | **17,572** |

| | POLL BOOK TOTALS | No | | | Yes | | |
|---|---|---|---|---|---|---|---|
| | | AV | Elec Day | TOTAL | AV | Elec Day | TOTAL |
| **STERLING HEIGHTS** | | | | | | | |
| 01 | 833 | 112 | 278 | **390** | 61 | 338 | **399** |
| 02 | 1,330 | 192 | 383 | **575** | 133 | 567 | **700** |
| 03 | 1,454 | 262 | 386 | **648** | 151 | 603 | **754** |
| 04 | 1,714 | 300 | 537 | **837** | 189 | 659 | **848** |
| 05 | 1,577 | 261 | 483 | **744** | 160 | 616 | **776** |
| 06 | 853 | 156 | 282 | **438** | 97 | 289 | **386** |
| 07 | 1,317 | 206 | 425 | **631** | 151 | 495 | **646** |
| 08 | 1,002 | 159 | 357 | **516** | 88 | 349 | **437** |
| 09 | 559 | 101 | 177 | **278** | 51 | 217 | **268** |
| 10 | 1,302 | 291 | 402 | **693** | 121 | 436 | **557** |
| 11 | 779 | 152 | 226 | **378** | 78 | 302 | **380** |
| 12 | 1,430 | 321 | 408 | **729** | 145 | 501 | **646** |

| | | | | | | | |
|---|---|---|---|---|---|---|---|
| 13 | 850 | 147 | 297 | **444** | 74 | 303 | **377** |
| 14 | 753 | 117 | 240 | **357** | 90 | 272 | **362** |
| 15 | 797 | 138 | 305 | **443** | 74 | 245 | **319** |
| 16 | 812 | 134 | 267 | **401** | 91 | 283 | **374** |
| 17 | 826 | 147 | 279 | **426** | 93 | 274 | **367** |
| 18 | 1,296 | 215 | 359 | **574** | 157 | 528 | **685** |
| 19 | 1,476 | 239 | 439 | **678** | 167 | 584 | **751** |
| 20 | 1,260 | 186 | 345 | **531** | 152 | 542 | **694** |
| 21 | 780 | 110 | 225 | **335** | 62 | 350 | **412** |
| 22 | 926 | 157 | 318 | **475** | 90 | 323 | **413** |
| 23 | 926 | 159 | 329 | **488** | 85 | 312 | **397** |
| 24 | 946 | 112 | 353 | **465** | 81 | 360 | **441** |
| 25 | 1,598 | 294 | 447 | **741** | 173 | 639 | **812** |
| 26 | 1,478 | 261 | 518 | **779** | 176 | 482 | **658** |
| 27 | 1,355 | 220 | 435 | **655** | 133 | 530 | **663** |
| 28 | 1,121 | 219 | 358 | **577** | 147 | 384 | **531** |
| 29 | 1,083 | 190 | 315 | **505** | 115 | 445 | **560** |
| 30 | 682 | 79 | 194 | **273** | 99 | 289 | **388** |
| 31 | 696 | 65 | 204 | **269** | 58 | 345 | **403** |
| 32 | 495 | 25 | 105 | **130** | 30 | 326 | **356** |
| 33 | 951 | 246 | 312 | **558** | 123 | 236 | **359** |
| 34 | 1,276 | 218 | 470 | **688** | 120 | 423 | **543** |
| 35 | 850 | 50 | 210 | **260** | 71 | 480 | **551** |
| 36 | 1,380 | 283 | 376 | **659** | 175 | 528 | **703** |
| 37 | 1,320 | 204 | 389 | **593** | 176 | 511 | **687** |
| 38 | 1,475 | 305 | 352 | **657** | 221 | 533 | **754** |
| 39 | 1,117 | 127 | 305 | **432** | 114 | 554 | **668** |
| 40 | 595 | 65 | 196 | **261** | 42 | 264 | **306** |
| 41 | 851 | 97 | 236 | **333** | 74 | 413 | **487** |
| 42 | 1,056 | 217 | 272 | **489** | 132 | 413 | **545** |
| 43 | 1,790 | 508 | 544 | **1,052** | 229 | 460 | **689** |
| 44 | 1,074 | 316 | 353 | **669** | 109 | 239 | **348** |
| 45 | 1,351 | 250 | 460 | **710** | 139 | 436 | **575** |
| | **49,392** | **8,613** | **15,151** | **23,764** | **5,297** | **18,678** | **23,975** |

| | POLL BOOK TOTALS | No | | | Yes | | |
|---|---|---|---|---|---|---|---|
| | | AV | Elec Day | TOTAL | AV | Elec Day | TOTAL |
| UTICA | | | | | | | |
| 01 | 427 | 32 | 95 | **127** | 37 | 256 | **293** |

| | | | | | | | |
|---|---|---|---|---|---|---|---|
| 02 | 807 | 114 | 238 | **352** | 78 | 363 | **441** |
| 03 | 903 | 126 | 247 | **373** | 99 | 395 | **494** |
| | **2,137** | **272** | **580** | **852** | **214** | **1,014** | **1,228** |
| | POLL BOOK TOTALS | No | | | Yes | | |
| | | AV | Elec Day | TOTAL | AV | Elec Day | TOTAL |
| WARREN | | | | | | | |
| 01 | 1,332 | 101 | 298 | **399** | 109 | 774 | **883** |
| 03 | 1,156 | 78 | 277 | **355** | 91 | 655 | **746** |
| 04 | 888 | 73 | 224 | **297** | 58 | 509 | **567** |
| 05 | 780 | 95 | 181 | **276** | 67 | 402 | **469** |
| 06 | 1,050 | 128 | 325 | **453** | 87 | 472 | **559** |
| 07 | 690 | 47 | 139 | **186** | 41 | 453 | **494** |
| 08 | 774 | 53 | 129 | **182** | 47 | 512 | **559** |
| 09 | 862 | 49 | 172 | **221** | 60 | 556 | **616** |
| 10 | 688 | 26 | 98 | **124** | 50 | 494 | **544** |
| 11 | 15 | 0 | 1 | **1** | 1 | 11 | **12** |
| 12 | 499 | 39 | 81 | **120** | 35 | 328 | **363** |
| 13 | 306 | 22 | 58 | **80** | 36 | 184 | **220** |
| 14 | 1,240 | 150 | 335 | **485** | 101 | 632 | **733** |
| 15 | 1,359 | 81 | 261 | **342** | 125 | 856 | **981** |
| 17 | 943 | 98 | 183 | **281** | 115 | 528 | **643** |
| 18 | 329 | 19 | 75 | **94** | 22 | 201 | **223** |
| 19 | 899 | 95 | 273 | **368** | 70 | 414 | **484** |
| 20 | 1,228 | 193 | 281 | **474** | 128 | 589 | **717** |
| 22 | 1,243 | 138 | 349 | **487** | 135 | 574 | **709** |
| 23 | 1,004 | 154 | 249 | **403** | 136 | 438 | **574** |
| 24 | 446 | 42 | 125 | **167** | 46 | 223 | **269** |
| 25 | 715 | 76 | 203 | **279** | 61 | 359 | **420** |
| 26 | 539 | 41 | 117 | **158** | 47 | 323 | **370** |
| 27 | 1,899 | 317 | 491 | **808** | 230 | 805 | **1,035** |
| 28 | 1,585 | 299 | 371 | **670** | 188 | 697 | **885** |
| 31 | 1,416 | 267 | 317 | **584** | 212 | 579 | **791** |
| 32 | 1,231 | 202 | 345 | **547** | 153 | 514 | **667** |
| 33 | 1,350 | 256 | 365 | **621** | 129 | 565 | **694** |
| 34 | 696 | 96 | 248 | **344** | 40 | 293 | **333** |
| 35 | 1,271 | 233 | 333 | **566** | 126 | 517 | **643** |
| 36 | 1,935 | 342 | 490 | **832** | 236 | 811 | **1,047** |
| 38 | 1,625 | 210 | 469 | **679** | 189 | 702 | **891** |

| | | | | | | | |
|---|---|---|---|---|---|---|---|
| 41 | 1,451 | 237 | 396 | **633** | 138 | 627 | **765** |
| 43 | 1,119 | 183 | 293 | **476** | 117 | 498 | **615** |
| 44 | 999 | 170 | 232 | **402** | 133 | 437 | **570** |
| 45 | 991 | 181 | 254 | **435** | 123 | 406 | **529** |
| 46 | 874 | 131 | 258 | **389** | 92 | 363 | **455** |
| 47 | 1,408 | 278 | 357 | **635** | 187 | 526 | **713** |
| 48 | 637 | 123 | 193 | **316** | 76 | 226 | **302** |
| 49 | 1,515 | 276 | 371 | **647** | 166 | 652 | **818** |
| 50 | 1,250 | 229 | 299 | **528** | 135 | 560 | **695** |
| 51 | 1,428 | 357 | 324 | **681** | 222 | 492 | **714** |
| 52 | 892 | 169 | 244 | **413** | 116 | 340 | **456** |
| 53 | 842 | 130 | 267 | **397** | 95 | 335 | **430** |
| 54 | 1,044 | 252 | 278 | **530** | 143 | 354 | **497** |
| 55 | 1,143 | 155 | 304 | **459** | 103 | 540 | **643** |
| 56 | 578 | 88 | 169 | **257** | 81 | 218 | **299** |
| 57 | 1,039 | 140 | 302 | **442** | 96 | 469 | **565** |
| 58 | 1,544 | 301 | 392 | **693** | 177 | 635 | **812** |
| | **50,747** | **7,420** | **12,796** | **20,216** | **5,371** | **23,648** | **29,019** |
| | POLL BOOK TOTALS | | No | | | Yes | |
| | | AV | Elec Day | TOTAL | AV | Elec Day | TOTAL |
| WASHINGTON TOWNSHIP | | | | | | | |
| 01 | 829 | 132 | 225 | **357** | 91 | 377 | **468** |
| 02 | 1,643 | 438 | 467 | **905** | 216 | 480 | **696** |
| 03 | 1,480 | 335 | 496 | **831** | 170 | 437 | **607** |
| 04 | 1,151 | 161 | 320 | **481** | 122 | 512 | **634** |
| 05 | 1,463 | 339 | 493 | **832** | 160 | 443 | **603** |
| 06 | 2,195 | 717 | 627 | **1,344** | 329 | 469 | **798** |
| 07 | 1,557 | 355 | 562 | **917** | 201 | 402 | **603** |
| 08 | 1,314 | 290 | 390 | **680** | 182 | 428 | **610** |
| 09 | 759 | 130 | 289 | **419** | 87 | 243 | **330** |
| 10 | 1,081 | 202 | 380 | **582** | 106 | 369 | **475** |
| | **13,472** | **3,099** | **4,249** | **7,348** | **1,664** | **4,160** | **5,824** |
| TOTALS | | | | | | | |
| | **365,489** | **62,968** | **98,005** | **160,973** | **44,634** | **151,343** | **195,977** |

☐ Yellow in the TOTALS column means precinct hasn't reported
N/A indicates **AV** (Absentee) results are included in **Elec Day** results

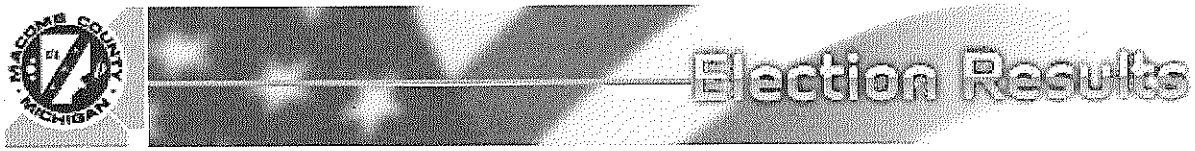


# State Proposal 18-2

**A proposed constitutional amendment to establish a commission of citizens with exclusive authority to adopt district boundaries for the Michigan Senate, Michigan House of Representatives and U.S. Congress, every 10 years**

Official results, updated **November 20, 2:34 PM**

Race List | Race Summary | Race Details | **Race Details (Printer Friendly)**

| | POLL BOOK TOTALS | No | | | Yes | | |
|---|---|---|---|---|---|---|---|
| | | AV | Elec Day | TOTAL | AV | Elec Day | TOTAL |
| **ARMADA TOWNSHIP** | | | | | | | |
| 01 | 1,617 | 238 | 556 | **794** | 262 | 493 | **755** |
| 02 | 1,081 | 130 | 460 | **590** | 159 | 283 | **442** |
| | **2,698** | **368** | **1,016** | **1,384** | **421** | **776** | **1,197** |

| | POLL BOOK TOTALS | No | | | Yes | | |
|---|---|---|---|---|---|---|---|
| | | AV | Elec Day | TOTAL | AV | Elec Day | TOTAL |
| **BRUCE TOWNSHIP** | | | | | | | |
| 01 | 891 | 90 | 289 | **379** | 149 | 324 | **473** |
| 02 | 1,627 | 235 | 648 | **883** | 245 | 424 | **669** |
| 03 | 986 | 136 | 364 | **500** | 162 | 292 | **454** |
| 04 | 1,140 | 166 | 456 | **622** | 152 | 323 | **475** |
| | **4,644** | **627** | **1,757** | **2,384** | **708** | **1,363** | **2,071** |

| | POLL BOOK TOTALS | No | | | Yes | | |
|---|---|---|---|---|---|---|---|
| | | AV | Elec Day | TOTAL | AV | Elec Day | TOTAL |
| **CENTER LINE** | | | | | | | |
| 01 | 762 | 67 | 249 | **316** | 89 | 322 | **411** |
| 02 | 585 | 60 | 121 | **181** | 118 | 256 | **374** |
| 03 | 918 | 50 | 255 | **305** | 113 | 453 | **566** |
| 04 | 461 | 27 | 145 | **172** | 47 | 229 | **276** |
| 05 | 490 | 28 | 155 | **183** | 36 | 246 | **282** |
| | **3,216** | **232** | **925** | **1,157** | **403** | **1,506** | **1,909** |

| | POLL BOOK TOTALS | No | | | Yes | | |
|---|---|---|---|---|---|---|---|
| | | AV | Elec Day | TOTAL | AV | Elec Day | TOTAL |
| **CHESTERFIELD TOWNSHIP** | | | | | | | |
| 01 | 1,185 | 139 | 335 | **474** | 251 | 398 | **649** |
| 02 | 1,229 | 153 | 377 | **530** | 192 | 453 | **645** |
| 03 | 1,578 | 129 | 591 | **720** | 223 | 570 | **793** |
| 04 | 1,479 | 184 | 494 | **678** | 220 | 521 | **741** |
| 05 | 1,105 | 137 | 328 | **465** | 227 | 355 | **582** |
| 06 | 1,454 | 121 | 466 | **587** | 150 | 625 | **775** |
| 07 | 1,333 | 169 | 462 | **631** | 198 | 451 | **649** |
| 08 | 1,444 | 166 | 497 | **663** | 224 | 492 | **716** |
| 09 | 1,233 | 151 | 379 | **530** | 209 | 441 | **650** |
| 10 | 1,486 | 342 | 435 | **777** | 317 | 318 | **635** |
| 11 | 1,581 | 204 | 498 | **702** | 289 | 528 | **817** |
| 12 | 1,038 | 52 | 323 | **375** | 122 | 489 | **611** |
| 13 | 1,618 | 212 | 504 | **716** | 302 | 545 | **847** |
| 14 | 1,711 | 175 | 655 | **830** | 240 | 578 | **818** |
| | **19,474** | **2,334** | **6,344** | **8,678** | **3,164** | **6,764** | **9,928** |

| | POLL BOOK TOTALS | No | | | Yes | | |
|---|---|---|---|---|---|---|---|
| | | AV | Elec Day | TOTAL | AV | Elec Day | TOTAL |
| **CLINTON TOWNSHIP** | | | | | | | |
| 01 | 912 | 137 | 209 | **346** | 244 | 292 | **536** |
| 02 | 417 | 51 | 123 | **174** | 70 | 161 | **231** |
| 03 | 1,018 | 67 | 276 | **343** | 150 | 489 | **639** |
| 04 | 277 | 37 | 60 | **97** | 69 | 96 | **165** |
| 05 | 780 | 27 | 150 | **177** | 102 | 489 | **591** |
| 06 | 1,012 | 112 | 218 | **330** | 206 | 437 | **643** |
| 07 | 482 | 57 | 131 | **188** | 79 | 206 | **285** |
| 08 | 822 | 87 | 258 | **345** | 125 | 317 | **442** |
| 09 | 564 | 42 | 178 | **220** | 97 | 222 | **319** |
| 10 | 836 | 150 | 240 | **390** | 162 | 245 | **407** |
| 11 | 897 | 78 | 238 | **316** | 112 | 443 | **555** |
| 12 | 468 | 40 | 146 | **186** | 74 | 191 | **265** |
| 13 | 1,046 | 77 | 301 | **378** | 128 | 516 | **644** |
| 14 | 386 | 34 | 134 | **168** | 57 | 146 | **203** |
| 15 | 744 | 76 | 234 | **310** | 101 | 308 | **409** |
| 16 | 1,021 | 159 | 270 | **429** | 243 | 305 | **548** |
| 17 | 786 | 90 | 228 | **318** | 128 | 307 | **435** |

| | | | | | | | |
|---|---|---|---|---|---|---|---|
| 18 | 853 | 147 | 251 | **398** | 140 | 279 | **419** |
| 19 | 903 | 200 | 221 | **421** | 225 | 214 | **439** |
| 20 | 229 | 1 | 65 | **66** | 6 | 155 | **161** |
| 21 | 535 | 51 | 136 | **187** | 143 | 191 | **334** |
| 22 | 1,073 | 94 | 242 | **336** | 193 | 500 | **693** |
| 23 | 1,288 | 179 | 316 | **495** | 265 | 457 | **722** |
| 24 | 747 | 119 | 200 | **319** | 141 | 265 | **406** |
| 25 | 885 | 92 | 233 | **325** | 161 | 358 | **519** |
| 26 | 1,061 | 158 | 279 | **437** | 211 | 369 | **580** |
| 27 | 915 | 175 | 232 | **407** | 228 | 238 | **466** |
| 28 | 914 | 58 | 203 | **261** | 133 | **474** | **607** |
| 29 | 1,249 | 183 | 333 | **516** | 285 | 394 | **679** |
| 30 | 941 | 92 | 239 | **331** | 176 | 377 | **553** |
| 31 | 1,136 | 95 | 327 | **422** | 174 | 499 | **673** |
| 32 | 678 | 117 | 187 | **304** | 146 | 201 | **347** |
| 33 | 1,439 | 158 | 371 | **529** | 302 | 561 | **863** |
| 34 | 1,195 | 55 | 306 | **361** | 139 | 660 | **799** |
| 35 | 1,529 | 312 | 344 | **656** | 422 | 384 | **806** |
| 36 | 1,108 | 132 | 271 | **403** | 211 | **444** | **655** |
| 37 | 1,380 | 215 | 288 | **503** | 363 | 441 | **804** |
| 38 | 873 | 113 | 277 | **390** | 184 | 266 | **450** |
| 39 | 823 | 166 | 193 | **359** | 190 | 243 | **433** |
| 40 | 1,252 | 198 | 333 | **531** | 228 | 437 | **665** |
| 41 | 980 | 134 | 277 | **411** | 202 | 328 | **530** |
| 42 | 1,203 | 113 | 261 | **374** | 235 | 524 | **759** |
| 43 | 527 | 80 | 150 | **230** | 112 | 156 | **268** |
| 44 | 1,576 | 300 | 369 | **669** | 369 | 470 | **839** |
| 45 | 1,039 | 164 | 323 | **487** | 199 | 302 | **501** |
| 46 | 1,681 | 333 | 322 | **655** | 470 | 480 | **950** |
| | **42,480** | **5,555** | **10,943** | **16,498** | **8,400** | **15,837** | **24,237** |
| | POLL BOOK TOTALS | | No | | | Yes | |
| | | AV | Elec Day | TOTAL | AV | Elec Day | TOTAL |
| EASTPOINTE | | | | | | | |
| 01 | **712** | 42 | 162 | **204** | 89 | 384 | **473** |
| 02 | 1,140 | 88 | 255 | **343** | 170 | 574 | **744** |
| 03 | 1,054 | 99 | 237 | **336** | 113 | 560 | **673** |
| 04 | 987 | 99 | 230 | **329** | 158 | 472 | **630** |
| 05 | 1,020 | 76 | 254 | **330** | 110 | 536 | **646** |

| | | | | | | | |
|---|---|---|---|---|---|---|---|
| 06 | 1,049 | 84 | 246 | **330** | 132 | 545 | **677** |
| 07 | 923 | 56 | 154 | **210** | 131 | 550 | **681** |
| 08 | 1,173 | 92 | 174 | **266** | 211 | 646 | **857** |
| 09 | 814 | 54 | 139 | **193** | 148 | 444 | **592** |
| 10 | 782 | 53 | 168 | **221** | 82 | 453 | **535** |
| 11 | 935 | 61 | 225 | **286** | 116 | 497 | **613** |
| 12 | 1,384 | 133 | 332 | **465** | 228 | 645 | **873** |
| 13 | 471 | 53 | 83 | **136** | 102 | 217 | **319** |
| 14 | 979 | 80 | 159 | **239** | 231 | 471 | **702** |
| | **13,423** | **1,070** | **2,818** | **3,888** | **2,021** | **6,994** | **9,015** |

| | POLL BOOK TOTALS | No | | | Yes | | |
|---|---|---|---|---|---|---|---|
| | | AV | Elec Day | TOTAL | AV | Elec Day | TOTAL |
| **FRASER** | | | | | | | |
| 01 | 719 | 63 | 208 | **271** | 96 | 316 | **412** |
| 02 | 1,148 | 118 | 363 | **481** | 193 | 433 | **626** |
| 03 | 1,340 | 154 | 368 | **522** | 202 | 530 | **732** |
| 04 | 1,059 | 92 | 313 | **405** | 148 | 449 | **597** |
| 05 | 417 | 49 | 122 | **171** | 59 | 170 | **229** |
| 06 | 1,282 | 140 | 417 | **557** | 195 | 450 | **645** |
| 07 | 724 | 78 | 179 | **257** | 124 | 317 | **441** |
| | **6,689** | **694** | **1,970** | **2,664** | **1,017** | **2,665** | **3,682** |

| | POLL BOOK TOTALS | No | | | Yes | | |
|---|---|---|---|---|---|---|---|
| | | AV | Elec Day | TOTAL | AV | Elec Day | TOTAL |
| **GROSSE POINTE SHORES** | | | | | | | |
| 03 | 56 | N/A | 24 | **24** | N/A | 27 | **27** |
| | **56** | N/A | **24** | **24** | N/A | **27** | **27** |

| | POLL BOOK TOTALS | No | | | Yes | | |
|---|---|---|---|---|---|---|---|
| | | AV | Elec Day | TOTAL | AV | Elec Day | TOTAL |
| **HARRISON TOWNSHIP** | | | | | | | |
| 01 | 1,181 | 159 | 293 | **452** | 228 | 449 | **677** |
| 02 | 1,342 | 179 | 310 | **489** | 305 | 499 | **804** |
| 03 | 1,191 | 173 | 374 | **547** | 268 | 342 | **610** |
| 04 | 1,376 | 214 | 381 | **595** | 279 | 434 | **713** |
| 05 | 1,310 | 293 | 392 | **685** | 294 | 286 | **580** |
| 06 | 1,343 | 208 | 355 | **563** | 247 | 488 | 735 |
| 07 | 1,292 | 225 | 339 | **564** | 308 | 368 | **676** |
| 08 | 935 | 94 | 249 | **343** | 188 | 370 | **558** |
| 09 | 1,199 | 249 | 320 | **569** | 254 | 319 | 573 |

| | | | | | | | |
|---|---|---|---|---|---|---|---|
| 10 | 1,067 | 149 | 314 | **463** | 213 | 356 | **569** |
| | **12,236** | **1,943** | **3,327** | **5,270** | **2,584** | **3,911** | **6,495** |

| | POLL BOOK TOTALS | No | | | Yes | | |
|---|---|---|---|---|---|---|---|
| | | AV | Elec Day | TOTAL | AV | Elec Day | TOTAL |
| **LENOX TOWNSHIP** | | | | | | | |
| 01 | 817 | 136 | 308 | **444** | 134 | 210 | **344** |
| 02 | 1,172 | 138 | 407 | **545** | 184 | 401 | **585** |
| 03 | 1,136 | 78 | 348 | **426** | 147 | 524 | **671** |
| 04 | 536 | 22 | 199 | **221** | 30 | 267 | **297** |
| | **3,661** | **374** | **1,262** | **1,636** | **495** | **1,402** | **1,897** |

| | POLL BOOK TOTALS | No | | | Yes | | |
|---|---|---|---|---|---|---|---|
| | | AV | Elec Day | TOTAL | AV | Elec Day | TOTAL |
| **MACOMB TOWNSHIP** | | | | | | | |
| 01 | 968 | 137 | 310 | **447** | 170 | 296 | **466** |
| 02 | 1,079 | 136 | 326 | **462** | 208 | 358 | **566** |
| 03 | 1,137 | 102 | 405 | **507** | 141 | 432 | **573** |
| 04 | 1,071 | 100 | 385 | **485** | 186 | 357 | **543** |
| 05 | 1,397 | 170 | 436 | **606** | 208 | 530 | **738** |
| 06 | 978 | 174 | 233 | **407** | 236 | 290 | **526** |
| 07 | 994 | 135 | 301 | **436** | 180 | 328 | **508** |
| 08 | 1,008 | 128 | 266 | **394** | 248 | 309 | **557** |
| 09 | 772 | 129 | 236 | **365** | 117 | 258 | **375** |
| 10 | 906 | 77 | 243 | **320** | 127 | 399 | **526** |
| 11 | 1,319 | 124 | 424 | **548** | 185 | 511 | **696** |
| 12 | 1,240 | 165 | 378 | **543** | 261 | 379 | **640** |
| 13 | 1,162 | 113 | 411 | **524** | 148 | 437 | **585** |
| 14 | 1,267 | 173 | 401 | **574** | 207 | 418 | **625** |
| 15 | 1,282 | 280 | 367 | **647** | 259 | 295 | **554** |
| 16 | 1,565 | 169 | 570 | **739** | 221 | 525 | **746** |
| 17 | 1,487 | 158 | 502 | **660** | 213 | 546 | **759** |
| 18 | 867 | 92 | 220 | **312** | 176 | 344 | **520** |
| 19 | 621 | 37 | 150 | **187** | 84 | 316 | **400** |
| 20 | 1,146 | 135 | 392 | **527** | 162 | 393 | **555** |
| 21 | 1,466 | 263 | 406 | **669** | 306 | 401 | **707** |
| 22 | 1,234 | 229 | 340 | **569** | 305 | 301 | **606** |
| 23 | 1,086 | 275 | 244 | **519** | 295 | 211 | **506** |
| 24 | 1,063 | 270 | 192 | **462** | 360 | 201 | **561** |
| 25 | 938 | 86 | 363 | **449** | 82 | 352 | **434** |

| | | | | | | | |
|---|---|---|---|---|---|---|---|
| 26 | 832 | 96 | 283 | **379** | 109 | 287 | **396** |
| 27 | 1,436 | 168 | 524 | **692** | 203 | 451 | **654** |
| 28 | 905 | 87 | 314 | **401** | 102 | 339 | **441** |
| 29 | 1,044 | 81 | 358 | **439** | 109 | 441 | **550** |
| 30 | 1,135 | 124 | 400 | **524** | 167 | 385 | **552** |
| 31 | 804 | 110 | 252 | **362** | 138 | 264 | **402** |
| 32 | 1,091 | 124 | 392 | **516** | 143 | 383 | **526** |
| 33 | 815 | 118 | 237 | **355** | 158 | 265 | **423** |
| 34 | 1,039 | 65 | 375 | **440** | 132 | 410 | **542** |
| 35 | 1,143 | 97 | 385 | **482** | 113 | 498 | **611** |
| 36 | 938 | 98 | 344 | **442** | 101 | 354 | **455** |
| 37 | 800 | 128 | 242 | **370** | 173 | 223 | **396** |
| | **40,035** | **5,153** | **12,607** | **17,760** | **6,733** | **13,487** | **20,220** |
| | POLL BOOK TOTALS | AV | No Elec Day | TOTAL | AV | Yes Elec Day | TOTAL |
| **MEMPHIS** | | | | | | | |
| 01 | 308 | N/A | 159 | **159** | N/A | 138 | **138** |
| | **308** | N/A | **159** | **159** | N/A | **138** | **138** |
| | POLL BOOK TOTALS | AV | No Elec Day | TOTAL | AV | Yes Elec Day | TOTAL |
| **MOUNT CLEMENS** | | | | | | | |
| 01 | 639 | 35 | 114 | **149** | 98 | 371 | **469** |
| 02 | 911 | 57 | 264 | **321** | 126 | 423 | **549** |
| 03 | 1,356 | 97 | 387 | **484** | 153 | 677 | **830** |
| 04 | 611 | 48 | 145 | **193** | 87 | 293 | **380** |
| 05 | 612 | 52 | 94 | **146** | 135 | 284 | **419** |
| 06 | 721 | 36 | 181 | **217** | 98 | 379 | **477** |
| 09 | 1,081 | 123 | 325 | **448** | 173 | 410 | **583** |
| | **5,931** | **448** | **1,510** | **1,958** | **870** | **2,837** | **3,707** |
| | POLL BOOK TOTALS | AV | No Elec Day | TOTAL | AV | Yes Elec Day | TOTAL |
| **NEW BALTIMORE** | | | | | | | |
| 01 | 850 | 82 | 295 | **377** | 120 | 319 | **439** |
| 02 | 682 | 59 | 239 | **298** | 106 | 250 | **356** |
| 03 | 1,567 | 153 | 579 | **732** | 187 | 563 | **750** |
| 04 | 1,265 | 152 | 419 | **571** | 195 | 442 | **637** |
| 05 | 1,217 | 120 | 439 | **559** | 164 | 453 | **617** |
| | **5,581** | **566** | **1,971** | **2,537** | **772** | **2,027** | **2,799** |

| | POLL BOOK TOTALS | No | | | Yes | | |
|---|---|---|---|---|---|---|---|
| | | AV | Elec Day | TOTAL | AV | Elec Day | TOTAL |
| **RAY TOWNSHIP** | | | | | | | |
| 01 | 830 | 134 | 319 | **453** | 107 | 231 | **338** |
| 02 | 1,115 | 162 | 433 | **595** | 161 | 318 | **479** |
| | **1,945** | **296** | **752** | **1,048** | **268** | **549** | **817** |

| | POLL BOOK TOTALS | No | | | Yes | | |
|---|---|---|---|---|---|---|---|
| | | AV | Elec Day | TOTAL | AV | Elec Day | TOTAL |
| **RICHMOND CITY** | | | | | | | |
| 01 | 1,407 | 181 | 480 | **661** | 226 | 449 | **675** |
| 02 | 1,204 | 125 | 432 | **557** | 170 | 438 | **608** |
| | **2,611** | **306** | **912** | **1,218** | **396** | **887** | **1,283** |

| | POLL BOOK TOTALS | No | | | Yes | | |
|---|---|---|---|---|---|---|---|
| | | AV | Elec Day | TOTAL | AV | Elec Day | TOTAL |
| **RICHMOND TOWNSHIP** | | | | | | | |
| 01 | 804 | N/A | 456 | **456** | N/A | 318 | **318** |
| 02 | 947 | N/A | 489 | **489** | N/A | 410 | **410** |
| | **1,751** | **N/A** | **945** | **945** | **N/A** | **728** | **728** |

| | POLL BOOK TOTALS | No | | | Yes | | |
|---|---|---|---|---|---|---|---|
| | | AV | Elec Day | TOTAL | AV | Elec Day | TOTAL |
| **ROSEVILLE** | | | | | | | |
| 01 | 1,170 | 100 | 348 | **448** | 135 | 531 | **666** |
| 02 | 1,605 | 139 | 450 | **589** | 230 | 726 | **956** |
| 03 | 1,072 | 58 | 270 | **328** | 172 | 499 | **671** |
| 04 | 673 | 46 | 185 | **231** | 106 | 308 | **414** |
| 05 | 1,141 | 77 | 316 | **393** | 165 | 539 | **704** |
| 06 | 1,511 | 118 | 451 | **569** | 211 | 659 | **870** |
| 07 | 1,546 | 126 | 437 | **563** | 210 | 692 | **902** |
| 08 | 1,404 | 157 | 375 | **532** | 230 | 581 | **811** |
| 09 | 1,456 | 174 | 426 | **600** | 236 | 561 | **797** |
| 10 | 864 | 65 | 274 | **339** | 110 | 363 | **473** |
| 11 | 1,151 | 114 | 353 | **467** | 159 | 459 | **618** |
| 12 | 951 | 120 | 218 | **338** | 183 | 374 | **557** |
| 13 | 575 | 53 | 142 | **195** | 89 | 265 | **354** |
| 14 | 875 | 98 | 222 | **320** | 126 | 380 | **506** |
| 15 | 1,338 | 135 | 320 | **455** | 238 | 589 | **827** |
| | **17,332** | **1,580** | **4,787** | **6,367** | **2,600** | **7,526** | **10,126** |

| | | No | | | Yes | | |
|---|---|---|---|---|---|---|---|

| | POLL BOOK TOTALS | AV | Elec Day | TOTAL | AV | Elec Day | TOTAL |
|---|---|---|---|---|---|---|---|
| SHELBY TOWNSHIP | | | | | | | |
| 01 | 1,740 | 303 | 562 | **865** | 314 | 485 | **799** |
| 02 | 1,457 | 218 | 463 | **681** | 217 | 499 | **716** |
| 03 | 720 | 56 | 265 | **321** | 86 | 279 | **365** |
| 04 | 1,187 | 190 | 374 | **564** | 219 | 344 | **563** |
| 05 | 842 | 110 | 204 | **314** | 177 | 302 | **479** |
| 06 | 968 | 63 | 336 | **399** | 102 | 425 | **527** |
| 07 | 1,197 | 198 | 402 | **600** | 235 | 325 | **560** |
| 08 | 636 | 95 | 209 | **304** | 96 | 209 | **305** |
| 09 | 803 | 46 | 250 | **296** | 81 | 385 | **466** |
| 10 | 965 | 130 | 305 | **435** | 176 | 319 | **495** |
| 11 | 1,267 | 132 | 396 | **528** | 211 | 473 | **684** |
| 12 | 879 | 154 | 287 | **441** | 122 | 275 | **397** |
| 13 | 680 | 111 | 214 | **325** | 129 | 196 | **325** |
| 14 | 1,391 | 184 | 492 | **676** | 213 | 442 | **655** |
| 15 | 1,393 | 180 | 467 | **647** | 264 | 431 | **695** |
| 16 | 1,798 | 327 | 581 | **908** | 361 | 468 | **829** |
| 17 | 1,487 | 188 | 532 | **720** | 192 | 507 | **699** |
| 18 | 1,084 | 159 | 299 | **458** | 232 | 332 | **564** |
| 19 | 984 | 180 | 303 | **483** | 146 | 319 | **465** |
| 20 | 772 | 97 | 213 | **310** | 150 | 276 | **426** |
| 21 | 739 | 23 | 233 | **256** | 52 | 398 | **450** |
| 22 | 1,810 | 335 | 526 | **861** | 412 | 466 | **878** |
| 23 | 1,595 | 308 | 525 | **833** | 238 | 438 | **676** |
| 24 | 1,861 | 369 | 581 | **950** | 366 | 467 | **833** |
| 25 | 1,344 | 262 | 391 | **653** | 251 | 390 | **641** |
| 26 | 1,172 | 217 | 286 | **503** | 287 | 329 | **616** |
| 27 | 1,326 | 182 | 397 | **579** | 225 | 447 | **672** |
| 28 | 1,403 | 308 | 283 | **591** | 389 | 338 | **727** |
| 29 | 859 | 93 | 307 | **400** | 129 | 271 | **400** |
| 30 | 1,063 | 168 | 322 | **490** | 194 | 327 | **521** |
| | **35,422** | **5,386** | **11,005** | **16,391** | **6,266** | **11,162** | **17,428** |

| | POLL BOOK TOTALS | | No | | | Yes | |
|---|---|---|---|---|---|---|---|
| | | AV | Elec Day | TOTAL | AV | Elec Day | TOTAL |
| ST. CLAIR SHORES | | | | | | | |
| 01 | 1,882 | 290 | 442 | **732** | 475 | 599 | **1,074** |

| | | | | | | | |
|---|---|---|---|---|---|---|---|
| 02 | 1,666 | 245 | 368 | **613** | 406 | 567 | **973** |
| 03 | 1,600 | 153 | 391 | **544** | 260 | 722 | **982** |
| 04 | 1,569 | 210 | 386 | **596** | 297 | 614 | **911** |
| 05 | 1,452 | 111 | 420 | **531** | 220 | 643 | **863** |
| 06 | 1,434 | 140 | 298 | **438** | 272 | 658 | **930** |
| 07 | 912 | 87 | 230 | **317** | 145 | 416 | **561** |
| 08 | 1,303 | 147 | 388 | **535** | 250 | 465 | **715** |
| 09 | 842 | 109 | 211 | **320** | 172 | 306 | **478** |
| 10 | 1,587 | 167 | 444 | **611** | 259 | 628 | **887** |
| 11 | 664 | 68 | 199 | **267** | 126 | 240 | **366** |
| 12 | 1,585 | 211 | 408 | **619** | 346 | 540 | **886** |
| 13 | 1,896 | 337 | 527 | **864** | 403 | 562 | **965** |
| 14 | 637 | 92 | 181 | **273** | 97 | 244 | **341** |
| 15 | 1,565 | 176 | 451 | **627** | 274 | 593 | **867** |
| 16 | 1,466 | 170 | 424 | **594** | 270 | 537 | **807** |
| 17 | 1,641 | 243 | 441 | **684** | 329 | 551 | **880** |
| 18 | 1,291 | 181 | 351 | **532** | 236 | 455 | **691** |
| 19 | 1,063 | 147 | 315 | **462** | 202 | 352 | **554** |
| 20 | 760 | 126 | 192 | **318** | 133 | 273 | **406** |
| 21 | 1,195 | 132 | 306 | **438** | 207 | 474 | **681** |
| 22 | 959 | 124 | 306 | **430** | 159 | 328 | **487** |
| 23 | 1,279 | 147 | 366 | **513** | 243 | 460 | **703** |
| | **30,248** | **3,813** | **8,045** | **11,858** | **5,781** | **11,227** | **17,008** |
| | POLL BOOK TOTALS | No | | | Yes | | |
| | | AV | Elec Day | TOTAL | AV | Elec Day | TOTAL |
| **STERLING HEIGHTS** | | | | | | | |
| 01 | 833 | 65 | 242 | **307** | 107 | 361 | **468** |
| 02 | 1,330 | 134 | 388 | **522** | 181 | 549 | **730** |
| 03 | 1,454 | 163 | 338 | **501** | 238 | 639 | **877** |
| 04 | 1,714 | 191 | 470 | **661** | 282 | 703 | **985** |
| 05 | 1,577 | 173 | 426 | **599** | 244 | 652 | **896** |
| 06 | 853 | 111 | 265 | **376** | 134 | 293 | **427** |
| 07 | 1,317 | 154 | 399 | **553** | 190 | 490 | **680** |
| 08 | 1,002 | 102 | 276 | **378** | 141 | 421 | **562** |
| 09 | 559 | 67 | 175 | **242** | 81 | 208 | **289** |
| 10 | 1,302 | 178 | 354 | **532** | 220 | 462 | **682** |
| 11 | 779 | 99 | 214 | **313** | 127 | 295 | **422** |
| 12 | 1,430 | 215 | 371 | **586** | 246 | 519 | **765** |

| | | | | | | | |
|---|---|---|---|---|---|---|---|
| 13 | 850 | 76 | 224 | **300** | 141 | 376 | **517** |
| 14 | 753 | 78 | 191 | **269** | 124 | 303 | **427** |
| 15 | 797 | 98 | 264 | **362** | 114 | 268 | **382** |
| 16 | 812 | 92 | 237 | **329** | 128 | 310 | **438** |
| 17 | 826 | 104 | 238 | **342** | 131 | 302 | **433** |
| 18 | 1,296 | 140 | 364 | **504** | 226 | 509 | **735** |
| 19 | 1,476 | 174 | 385 | **559** | 221 | 614 | **835** |
| 20 | 1,260 | 137 | 366 | **503** | 198 | 498 | **696** |
| 21 | 780 | 74 | 251 | **325** | 94 | 316 | **410** |
| 22 | 926 | 117 | 290 | **407** | 126 | 340 | **466** |
| 23 | 926 | 102 | 314 | **416** | 133 | 310 | **443** |
| 24 | 946 | 80 | 341 | **421** | 110 | 360 | **470** |
| 25 | 1,598 | 192 | 492 | **684** | 267 | 568 | **835** |
| 26 | 1,478 | 168 | 510 | **678** | 257 | 473 | **730** |
| 27 | 1,355 | 140 | 422 | **562** | 206 | 521 | **727** |
| 28 | 1,121 | 157 | 339 | **496** | 199 | 392 | **591** |
| 29 | 1,083 | 133 | 356 | **489** | 163 | 383 | **546** |
| 30 | 682 | 71 | 199 | **270** | 106 | 271 | **377** |
| 31 | 696 | 45 | 232 | **277** | 76 | 306 | **382** |
| 32 | 495 | 22 | 180 | **202** | 33 | 240 | **273** |
| 33 | 951 | 154 | 237 | **391** | 210 | 301 | **511** |
| 34 | 1,276 | 158 | 422 | **580** | 174 | 446 | **620** |
| 35 | 850 | 43 | 279 | **322** | 78 | 394 | **472** |
| 36 | 1,380 | 172 | 415 | **587** | 274 | 473 | **747** |
| 37 | 1,320 | 137 | 372 | **509** | 236 | 495 | **731** |
| 38 | 1,475 | 193 | 335 | **528** | 316 | 534 | **850** |
| 39 | 1,117 | 94 | 374 | **468** | 142 | 472 | **614** |
| 40 | 595 | 37 | 210 | **247** | 70 | 224 | **294** |
| 41 | 851 | 75 | 282 | **357** | 91 | 350 | **441** |
| 42 | 1,056 | 160 | 316 | **476** | 186 | 350 | **536** |
| 43 | 1,790 | 313 | 458 | **771** | 411 | 520 | **931** |
| 44 | 1,074 | 172 | 284 | **456** | 246 | 301 | **547** |
| 45 | 1,351 | 177 | 359 | **536** | 205 | 519 | **724** |
| | **49,392** | **5,737** | **14,456** | **20,193** | **7,883** | **18,631** | **26,514** |
| | POLL BOOK TOTALS | | No | | | Yes | |
| | | AV | Elec Day | TOTAL | AV | Elec Day | TOTAL |
| UTICA | | | | | | | |
| 01 | 427 | 21 | 136 | **157** | 48 | 210 | **258** |

| | | | | | | | |
|---|---|---|---|---|---|---|---|
| 02 | 807 | 80 | 298 | **378** | 107 | 289 | **396** |
| 03 | 903 | 77 | 228 | **305** | 132 | 392 | **524** |
| | **2,137** | **178** | **662** | **840** | **287** | **891** | **1,178** |
| | POLL BOOK TOTALS | No | | | Yes | | |
| | | AV | Elec Day | TOTAL | AV | Elec Day | TOTAL |
| WARREN | | | | | | | |
| 01 | 1,332 | 66 | 330 | **396** | 130 | 729 | **859** |
| 03 | 1,156 | 64 | 281 | **345** | 103 | 648 | **751** |
| 04 | 888 | 51 | 237 | **288** | 81 | 490 | **571** |
| 05 | 780 | 43 | 186 | **229** | 114 | 380 | **494** |
| 06 | 1,050 | 88 | 283 | **371** | 124 | 498 | **622** |
| 07 | 690 | 28 | 152 | **180** | 52 | 435 | **487** |
| 08 | 774 | 37 | 191 | **228** | 65 | 441 | **506** |
| 09 | 862 | 28 | 232 | **260** | 73 | 482 | **555** |
| 10 | 688 | 30 | 177 | **207** | 45 | 407 | **452** |
| 11 | 15 | 0 | 3 | **3** | 1 | 9 | **10** |
| 12 | 499 | 24 | 139 | **163** | 51 | 259 | **310** |
| 13 | 306 | 25 | 98 | **123** | 36 | 141 | **177** |
| 14 | 1,240 | 101 | 355 | **456** | 150 | 604 | **754** |
| 15 | 1,359 | 65 | 368 | **433** | 141 | 732 | **873** |
| 17 | 943 | 62 | 236 | **298** | 148 | 461 | **609** |
| 18 | 329 | 9 | 90 | **99** | 34 | 182 | **216** |
| 19 | 899 | 54 | 269 | **323** | 107 | 403 | **510** |
| 20 | 1,228 | 109 | 319 | **428** | 202 | 531 | **733** |
| 22 | 1,243 | 101 | 381 | **482** | 162 | 530 | **692** |
| 23 | 1,004 | 85 | 260 | **345** | 198 | 419 | **617** |
| 24 | 446 | 32 | 151 | **183** | 52 | 188 | **240** |
| 25 | 715 | 47 | 209 | **256** | 90 | 341 | **431** |
| 26 | 539 | 33 | 118 | **151** | 51 | 313 | **364** |
| 27 | 1,899 | 227 | 522 | **749** | 305 | 746 | **1,051** |
| 28 | 1,585 | 182 | 427 | **609** | 286 | 629 | **915** |
| 31 | 1,416 | 153 | 319 | **472** | 322 | 552 | **874** |
| 32 | 1,231 | 141 | 361 | **502** | 207 | 482 | **689** |
| 33 | 1,350 | 159 | 370 | **529** | 218 | 539 | **757** |
| 34 | 696 | 59 | 201 | **260** | 75 | 330 | **405** |
| 35 | 1,271 | 117 | 312 | **429** | 234 | 521 | **755** |
| 36 | 1,935 | 216 | 487 | **703** | 347 | 790 | **1,137** |
| 38 | 1,625 | 141 | 436 | **577** | 249 | 716 | **965** |

| | | | | | | | |
|---|---|---|---|---|---|---|---|
| 41 | 1,451 | 147 | 412 | **559** | 219 | 586 | **805** |
| 43 | 1,119 | 110 | 264 | **374** | 185 | 514 | **699** |
| 44 | 999 | 92 | 199 | **291** | 198 | 455 | **653** |
| 45 | 991 | 99 | 233 | **332** | 201 | 418 | **619** |
| 46 | 874 | 67 | 202 | **269** | 156 | 409 | **565** |
| 47 | 1,408 | 194 | 323 | **517** | 263 | 548 | **811** |
| 48 | 637 | 64 | 158 | **222** | 131 | 258 | **389** |
| 49 | 1,515 | 183 | 431 | **614** | 250 | 568 | **818** |
| 50 | 1,250 | 154 | 345 | **499** | 200 | 490 | **690** |
| 51 | 1,428 | 236 | 307 | **543** | 336 | 494 | **830** |
| 52 | 892 | 121 | 262 | **383** | 158 | 309 | **467** |
| 53 | 842 | 89 | 260 | **349** | 138 | 331 | **469** |
| 54 | 1,044 | 142 | 286 | **428** | 245 | 334 | **579** |
| 55 | 1,143 | 93 | 358 | **451** | 156 | 476 | **632** |
| 56 | 578 | 58 | 164 | **222** | 107 | 221 | **328** |
| 57 | 1,039 | 85 | 321 | **406** | 144 | 439 | **583** |
| 58 | 1,544 | 170 | 451 | **621** | 295 | 561 | **856** |
| | **50,747** | **4,681** | **13,476** | **18,157** | **7,835** | **22,339** | **30,174** |
| | POLL BOOK TOTALS | | No | | | Yes | |
| | | AV | Elec Day | TOTAL | AV | Elec Day | TOTAL |
| **WASHINGTON TOWNSHIP** | | | | | | | |
| 01 | 829 | 84 | 270 | **354** | 132 | 320 | **452** |
| 02 | 1,643 | 298 | 512 | **810** | 339 | 410 | **749** |
| 03 | 1,480 | 269 | 512 | **781** | 226 | 406 | **632** |
| 04 | 1,151 | 124 | 423 | **547** | 147 | 395 | **542** |
| 05 | 1,463 | 266 | 529 | **795** | 218 | 385 | **603** |
| 06 | 2,195 | 539 | 630 | **1,169** | 485 | 445 | **930** |
| 07 | 1,557 | 276 | 572 | **848** | 270 | 373 | **643** |
| 08 | 1,314 | 200 | 417 | **617** | 255 | 372 | **627** |
| 09 | 759 | 103 | 306 | **409** | 105 | 204 | **309** |
| 10 | 1,081 | 151 | 387 | **538** | 149 | 341 | **490** |
| | **13,472** | **2,310** | **4,558** | **6,868** | **2,326** | **3,651** | **5,977** |
| **TOTALS** | | | | | | | |
| | **365,489** | **43,651** | **106,231** | **149,882** | **61,230** | **137,325** | **198,555** |

☐ Yellow in the TOTALS column means precinct hasn't reported

N/A indicates **AV** (Absentee) results are included in **Elec Day** results

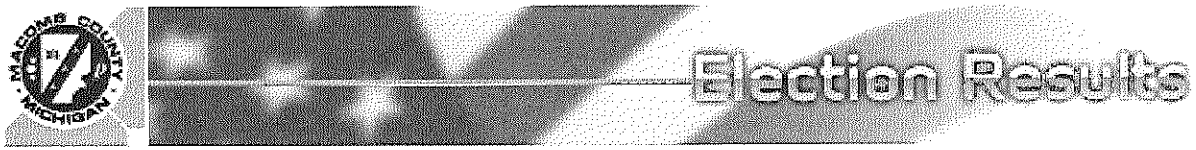


# State Proposal 18-3

## A proposal to authorize automatic and Election Day voter registration, no-reason absentee voting, and straight ticket voting; and add current legal requirements for military and overseas voting and post-election audits to the Michigan Constitution

Official results, updated **November 20, 2:34 PM**

Race List | Race Summary | Race Details | **Race Details (Printer Friendly)**

| | POLL BOOK TOTALS | No | | | Yes | | |
|---|---|---|---|---|---|---|---|
| | | AV | Elec Day | TOTAL | AV | Elec Day | TOTAL |
| ARMADA TOWNSHIP | | | | | | | |
| 01 | 1,617 | 240 | 441 | **681** | 258 | 618 | **876** |
| 02 | 1,081 | 141 | 394 | **535** | 152 | 357 | **509** |
| | **2,698** | **381** | **835** | **1,216** | **410** | **975** | **1,385** |

| | POLL BOOK TOTALS | No | | | Yes | | |
|---|---|---|---|---|---|---|---|
| | | AV | Elec Day | TOTAL | AV | Elec Day | TOTAL |
| BRUCE TOWNSHIP | | | | | | | |
| 01 | 891 | 107 | 238 | **345** | 138 | 378 | **516** |
| 02 | 1,627 | 256 | 553 | **809** | 221 | 531 | **752** |
| 03 | 986 | 150 | 303 | **453** | 149 | 363 | **512** |
| 04 | 1,140 | 162 | 397 | **559** | 168 | 390 | **558** |
| | **4,644** | **675** | **1,491** | **2,166** | **676** | **1,662** | **2,338** |

| | POLL BOOK TOTALS | No | | | Yes | | |
|---|---|---|---|---|---|---|---|
| | | AV | Elec Day | TOTAL | AV | Elec Day | TOTAL |
| CENTER LINE | | | | | | | |
| 01 | 762 | 75 | 204 | **279** | 84 | 374 | **458** |
| 02 | 585 | 54 | 93 | **147** | 130 | 289 | **419** |
| 03 | 918 | 57 | 169 | **226** | 107 | 549 | **656** |
| 04 | 461 | 27 | 103 | **130** | 50 | 268 | **318** |
| 05 | 490 | 24 | 110 | **134** | 40 | 293 | **333** |
| | **3,216** | **237** | **679** | **916** | **411** | **1,773** | **2,184** |

| | POLL BOOK TOTALS | No | | | Yes | | |
|---|---|---|---|---|---|---|---|
| | | AV | Elec Day | TOTAL | AV | Elec Day | TOTAL |
| **CHESTERFIELD TOWNSHIP** | | | | | | | |
| 01 | 1,185 | 183 | 265 | **448** | 218 | 482 | **700** |
| 02 | 1,229 | 160 | 332 | **492** | 189 | 511 | **700** |
| 03 | 1,578 | 130 | 466 | **596** | 226 | 721 | **947** |
| 04 | 1,479 | 205 | 406 | **611** | 206 | 615 | **821** |
| 05 | 1,105 | 166 | 258 | **424** | 206 | 435 | **641** |
| 06 | 1,454 | 123 | 351 | **474** | 161 | 755 | **916** |
| 07 | 1,333 | 176 | 377 | **553** | 200 | 551 | **751** |
| 08 | 1,444 | 178 | 393 | **571** | 221 | 609 | **830** |
| 09 | 1,233 | 157 | 293 | **450** | 207 | 539 | **746** |
| 10 | 1,486 | 367 | 366 | **733** | 296 | 397 | **693** |
| 11 | 1,581 | 207 | 387 | **594** | 288 | 644 | **932** |
| 12 | 1,038 | 59 | 259 | **318** | 119 | 567 | **686** |
| 13 | 1,618 | 231 | 383 | **614** | 281 | 678 | **959** |
| 14 | 1,711 | 187 | 518 | **705** | 233 | 734 | **967** |
| | **19,474** | **2,529** | **5,054** | **7,583** | **3,051** | **8,238** | **11,289** |

| | POLL BOOK TOTALS | No | | | Yes | | |
|---|---|---|---|---|---|---|---|
| | | AV | Elec Day | TOTAL | AV | Elec Day | TOTAL |
| **CLINTON TOWNSHIP** | | | | | | | |
| 01 | 912 | 167 | 164 | **331** | 214 | 337 | **551** |
| 02 | 417 | 55 | 96 | **151** | 67 | 189 | **256** |
| 03 | 1,018 | 69 | 191 | **260** | 147 | 572 | **719** |
| 04 | 277 | 46 | 54 | **100** | 62 | 102 | **164** |
| 05 | 780 | 19 | 66 | **85** | 113 | 572 | **685** |
| 06 | 1,012 | 104 | 153 | **257** | 218 | 510 | **728** |
| 07 | 482 | 60 | 104 | **164** | 74 | 233 | **307** |
| 08 | 822 | 92 | 200 | **292** | 125 | 379 | **504** |
| 09 | 564 | 53 | 133 | **186** | 89 | 271 | **360** |
| 10 | 836 | 168 | 185 | **353** | 147 | 314 | **461** |
| 11 | 897 | 65 | 159 | **224** | 124 | 528 | **652** |
| 12 | 468 | 42 | 102 | **144** | 73 | 241 | **314** |
| 13 | 1,046 | 78 | 209 | **287** | 127 | 613 | **740** |
| 14 | 386 | 40 | 121 | **161** | 52 | 159 | **211** |
| 15 | 744 | 81 | 200 | **281** | 94 | 345 | **439** |
| 16 | 1,021 | 172 | 199 | **371** | 231 | 378 | **609** |
| 17 | 786 | 77 | 183 | **260** | 145 | 359 | **504** |

| | | | | | | | |
|---|---|---|---|---|---|---|---|
| 18 | 853 | 138 | 202 | **340** | 152 | 336 | **488** |
| 19 | 903 | 208 | 188 | **396** | 214 | 250 | **464** |
| 20 | 229 | 1 | 22 | **23** | 6 | 197 | **203** |
| 21 | 535 | 49 | 90 | **139** | 140 | 241 | **381** |
| 22 | 1,073 | 104 | 142 | **246** | 185 | 609 | **794** |
| 23 | 1,288 | 207 | 274 | **481** | 241 | 518 | **759** |
| 24 | 747 | 118 | 177 | **295** | 138 | 291 | **429** |
| 25 | 885 | 101 | 169 | **270** | 157 | 427 | **584** |
| 26 | 1,061 | 179 | 207 | **386** | 190 | 449 | **639** |
| 27 | 915 | 189 | 189 | **378** | 218 | 281 | **499** |
| 28 | 914 | 60 | 117 | **177** | 132 | 565 | **697** |
| 29 | 1,249 | 204 | 292 | **496** | 281 | 446 | **727** |
| 30 | 941 | 101 | 163 | **264** | 173 | 464 | **637** |
| 31 | 1,136 | 88 | 246 | **334** | 180 | 584 | **764** |
| 32 | 678 | 132 | 145 | **277** | 135 | 243 | **378** |
| 33 | 1,439 | 171 | 259 | **430** | 286 | 675 | **961** |
| 34 | 1,195 | 46 | 197 | **243** | 152 | 782 | **934** |
| 35 | 1,529 | 322 | 268 | **590** | 416 | 463 | **879** |
| 36 | 1,108 | 163 | 177 | **340** | 182 | 547 | **729** |
| 37 | 1,380 | 252 | 236 | **488** | 328 | 503 | **831** |
| 38 | 873 | 112 | 224 | **336** | 185 | 328 | **513** |
| 39 | 823 | 150 | 154 | **304** | 203 | 282 | **485** |
| 40 | 1,252 | 189 | 262 | **451** | 242 | 518 | **760** |
| 41 | 980 | 142 | 218 | **360** | 200 | 393 | **593** |
| 42 | 1,203 | 129 | 189 | **318** | 228 | 608 | **836** |
| 43 | 527 | 91 | 129 | **220** | 105 | 188 | **293** |
| 44 | 1,576 | 343 | 296 | **639** | 330 | 544 | **874** |
| 45 | 1,039 | 171 | 245 | **416** | 193 | 400 | **593** |
| 46 | 1,681 | 377 | 228 | **605** | 426 | 590 | **1,016** |
| | **42,480** | **5,925** | **8,224** | **14,149** | **8,120** | **18,824** | **26,944** |
| | POLL BOOK TOTALS | | No | | | Yes | |
| | | AV | Elec Day | TOTAL | AV | Elec Day | TOTAL |
| EASTPOINTE | | | | | | | |
| 01 | 712 | 39 | 89 | **128** | 95 | 467 | **562** |
| 02 | 1,140 | 70 | 176 | **246** | 198 | 663 | **861** |
| 03 | 1,054 | 89 | 166 | **255** | 126 | 635 | **761** |
| 04 | 987 | 112 | 152 | **264** | 146 | 555 | **701** |
| 05 | 1,020 | 60 | 169 | **229** | 127 | 630 | **757** |

| | | | | | | | |
|---|---|---|---|---|---|---|---|
| 06 | 1,049 | 57 | 141 | **198** | 160 | 658 | **818** |
| 07 | 923 | 65 | 73 | **138** | 121 | 641 | **762** |
| 08 | 1,173 | 61 | 83 | **144** | 243 | 746 | **989** |
| 09 | 814 | 51 | 65 | **116** | 153 | 523 | **676** |
| 10 | 782 | 44 | 100 | **144** | 92 | 528 | **620** |
| 11 | 935 | 63 | 143 | **206** | 120 | 584 | **704** |
| 12 | 1,384 | 133 | 210 | **343** | 228 | 776 | **1,004** |
| 13 | 471 | 49 | 53 | **102** | 110 | 246 | **356** |
| 14 | 979 | 87 | 85 | **172** | 229 | 555 | **784** |
| | **13,423** | **980** | **1,705** | **2,685** | **2,148** | **8,207** | **10,355** |

| | POLL BOOK TOTALS | No | | | Yes | | |
|---|---|---|---|---|---|---|---|
| | | AV | Elec Day | TOTAL | AV | Elec Day | TOTAL |
| **FRASER** | | | | | | | |
| 01 | 719 | 68 | 168 | **236** | 94 | 363 | **457** |
| 02 | 1,148 | 141 | 308 | **449** | 167 | 494 | **661** |
| 03 | 1,340 | 142 | 302 | **444** | 218 | 604 | **822** |
| 04 | 1,059 | 104 | 248 | **352** | 136 | 513 | **649** |
| 05 | 417 | 38 | 86 | **124** | 71 | 207 | **278** |
| 06 | 1,282 | 142 | 343 | **485** | 193 | 540 | **733** |
| 07 | 724 | 83 | 136 | **219** | 124 | 361 | **485** |
| | **6,689** | **718** | **1,591** | **2,309** | **1,003** | **3,082** | **4,085** |

| | POLL BOOK TOTALS | No | | | Yes | | |
|---|---|---|---|---|---|---|---|
| | | AV | Elec Day | TOTAL | AV | Elec Day | TOTAL |
| **GROSSE POINTE SHORES** | | | | | | | |
| 03 | 56 | N/A | 20 | **20** | N/A | 30 | **30** |
| | **56** | N/A | **20** | **20** | N/A | **30** | **30** |

| | POLL BOOK TOTALS | No | | | Yes | | |
|---|---|---|---|---|---|---|---|
| | | AV | Elec Day | TOTAL | AV | Elec Day | TOTAL |
| **HARRISON TOWNSHIP** | | | | | | | |
| 01 | 1,181 | 173 | 221 | **394** | 221 | 527 | **748** |
| 02 | 1,342 | 178 | 256 | **434** | 312 | 564 | **876** |
| 03 | 1,191 | 181 | 313 | **494** | 261 | 411 | **672** |
| 04 | 1,376 | 192 | 287 | **479** | 311 | 550 | **861** |
| 05 | 1,310 | 281 | 342 | **623** | 312 | 340 | **652** |
| 06 | 1,343 | 196 | 278 | **474** | 268 | 573 | **841** |
| 07 | 1,292 | 246 | 290 | **536** | 295 | 420 | **715** |
| 08 | 935 | 88 | 168 | **256** | 199 | 452 | **651** |
| 09 | 1,199 | 243 | 291 | **534** | 269 | 358 | **627** |

| | | | | | | | |
|---|---|---|---|---|---|---|---|
| 10 | 1,067 | 172 | 269 | **441** | 194 | 402 | **596** |
| | **12,236** | **1,950** | **2,715** | **4,665** | **2,642** | **4,597** | **7,239** |
| | POLL BOOK TOTALS | | No | | | Yes | |
| | | AV | Elec Day | TOTAL | AV | Elec Day | TOTAL |
| LENOX TOWNSHIP | | | | | | | |
| 01 | 817 | 136 | 269 | **405** | 135 | 249 | **384** |
| 02 | 1,172 | 145 | 343 | **488** | 180 | 470 | **650** |
| 03 | 1,136 | 70 | 254 | **324** | 159 | 626 | **785** |
| 04 | 536 | 20 | 134 | **154** | 32 | 335 | **367** |
| | **3,661** | **371** | **1,000** | **1,371** | **506** | **1,680** | **2,186** |
| | POLL BOOK TOTALS | | No | | | Yes | |
| | | AV | Elec Day | TOTAL | AV | Elec Day | TOTAL |
| MACOMB TOWNSHIP | | | | | | | |
| 01 | 968 | 133 | 271 | **404** | 174 | 340 | **514** |
| 02 | 1,079 | 150 | 273 | **423** | 197 | 417 | **614** |
| 03 | 1,137 | 118 | 328 | **446** | 130 | 533 | **663** |
| 04 | 1,071 | 129 | 293 | **422** | 159 | 465 | **624** |
| 05 | 1,397 | 175 | 341 | **516** | 206 | 632 | **838** |
| 06 | 978 | 180 | 193 | **373** | 239 | 329 | **568** |
| 07 | 994 | 143 | 267 | **410** | 180 | 372 | **552** |
| 08 | 1,008 | 139 | 194 | **333** | 245 | 390 | **635** |
| 09 | 772 | 126 | 176 | **302** | 122 | 321 | **443** |
| 10 | 906 | 83 | 167 | **250** | 123 | 500 | **623** |
| 11 | 1,319 | 145 | 341 | **486** | 170 | 620 | **790** |
| 12 | 1,240 | 172 | 292 | **464** | 261 | 472 | **733** |
| 13 | 1,162 | 112 | 317 | **429** | 155 | 543 | **698** |
| 14 | 1,267 | 185 | 325 | **510** | 202 | 504 | **706** |
| 15 | 1,282 | 284 | 279 | **563** | 267 | 399 | **666** |
| 16 | 1,565 | 163 | 435 | **598** | 230 | 685 | **915** |
| 17 | 1,487 | 164 | 392 | **556** | 214 | 677 | **891** |
| 18 | 867 | 96 | 165 | **261** | 175 | 410 | **585** |
| 19 | 621 | 33 | 101 | **134** | 90 | 377 | **467** |
| 20 | 1,146 | 128 | 322 | **450** | 169 | 476 | **645** |
| 21 | 1,466 | 277 | 310 | **587** | 308 | 510 | **818** |
| 22 | 1,234 | 255 | 277 | **532** | 290 | 370 | **660** |
| 23 | 1,086 | 300 | 180 | **480** | 273 | 287 | **560** |
| 24 | 1,063 | 303 | 150 | **453** | 331 | 251 | **582** |
| 25 | 938 | 75 | 265 | **340** | 101 | 468 | **569** |

| | | | | | | | |
|---|---|---|---|---|---|---|---|
| 26 | 832 | 90 | 210 | **300** | 120 | 376 | **496** |
| 27 | 1,436 | 160 | 425 | **585** | 221 | 564 | **785** |
| 28 | 905 | 91 | 239 | **330** | 99 | 433 | **532** |
| 29 | 1,044 | 81 | 264 | **345** | 111 | 545 | **656** |
| 30 | 1,135 | 142 | 307 | **449** | 157 | 489 | **646** |
| 31 | 804 | 116 | 201 | **317** | 130 | 320 | **450** |
| 32 | 1,091 | 116 | 304 | **420** | 155 | 482 | **637** |
| 33 | 815 | 122 | 194 | **316** | 160 | 320 | **480** |
| 34 | 1,039 | 76 | 284 | **360** | 128 | 516 | **644** |
| 35 | 1,143 | 90 | 304 | **394** | 125 | 594 | **719** |
| 36 | 938 | 85 | 251 | **336** | 119 | 452 | **571** |
| 37 | 800 | 141 | 223 | **364** | 164 | 247 | **411** |
| | **40,035** | **5,378** | **9,860** | **15,238** | **6,700** | **16,686** | **23,386** |

| POLL BOOK TOTALS | | No | | | Yes | |
|---|---|---|---|---|---|---|
| | AV | Elec Day | TOTAL | AV | Elec Day | TOTAL |
| **MEMPHIS** | | | | | | |
| 01 | 308 | N/A | 142 | **142** | N/A | 160 | **160** |
| | **308** | N/A | **142** | **142** | N/A | **160** | **160** |

| POLL BOOK TOTALS | | No | | | Yes | |
|---|---|---|---|---|---|---|
| | AV | Elec Day | TOTAL | AV | Elec Day | TOTAL |
| **MOUNT CLEMENS** | | | | | | |
| 01 | 639 | 25 | 72 | **97** | 111 | 414 | **525** |
| 02 | 911 | 60 | 227 | **287** | 124 | 467 | **591** |
| 03 | 1,356 | 86 | 299 | **385** | 166 | 768 | **934** |
| 04 | 611 | 42 | 110 | **152** | 94 | 326 | **420** |
| 05 | 612 | 48 | 50 | **98** | 146 | 333 | **479** |
| 06 | 721 | 37 | 159 | **196** | 97 | 397 | **494** |
| 09 | 1,081 | 125 | 250 | **375** | 175 | 494 | **669** |
| | **5,931** | **423** | **1,167** | **1,590** | **913** | **3,199** | **4,112** |

| POLL BOOK TOTALS | | No | | | Yes | |
|---|---|---|---|---|---|---|
| | AV | Elec Day | TOTAL | AV | Elec Day | TOTAL |
| **NEW BALTIMORE** | | | | | | |
| 01 | 850 | 74 | 267 | **341** | 128 | 356 | **484** |
| 02 | 682 | 70 | 199 | **269** | 96 | 294 | **390** |
| 03 | 1,567 | 147 | 473 | **620** | 194 | 695 | **889** |
| 04 | 1,265 | 160 | 314 | **474** | 187 | 561 | **748** |
| 05 | 1,217 | 129 | 355 | **484** | 154 | 547 | **701** |
| | **5,581** | **580** | **1,608** | **2,188** | **759** | **2,453** | **3,212** |

| | POLL BOOK TOTALS | No | | | Yes | | |
|---|---|---|---|---|---|---|---|
| | | AV | Elec Day | TOTAL | AV | Elec Day | TOTAL |
| **RAY TOWNSHIP** | | | | | | | |
| 01 | 830 | 141 | 282 | **423** | 97 | 280 | **377** |
| 02 | 1,115 | 168 | 386 | **554** | 164 | 366 | **530** |
| | **1,945** | **309** | **668** | **977** | **261** | **646** | **907** |

| | POLL BOOK TOTALS | No | | | Yes | | |
|---|---|---|---|---|---|---|---|
| | | AV | Elec Day | TOTAL | AV | Elec Day | TOTAL |
| **RICHMOND CITY** | | | | | | | |
| 01 | 1,407 | 204 | 412 | **616** | 214 | 522 | **736** |
| 02 | 1,204 | 134 | 361 | **495** | 168 | 515 | **683** |
| | **2,611** | **338** | **773** | **1,111** | **382** | **1,037** | **1,419** |

| | POLL BOOK TOTALS | No | | | Yes | | |
|---|---|---|---|---|---|---|---|
| | | AV | Elec Day | TOTAL | AV | Elec Day | TOTAL |
| **RICHMOND TOWNSHIP** | | | | | | | |
| 01 | 804 | N/A | 403 | **403** | N/A | 371 | **371** |
| 02 | 947 | N/A | 456 | **456** | N/A | 443 | **443** |
| | **1,751** | **N/A** | **859** | **859** | **N/A** | **814** | **814** |

| | POLL BOOK TOTALS | No | | | Yes | | |
|---|---|---|---|---|---|---|---|
| | | AV | Elec Day | TOTAL | AV | Elec Day | TOTAL |
| **ROSEVILLE** | | | | | | | |
| 01 | 1,170 | 104 | 232 | **336** | 133 | 649 | **782** |
| 02 | 1,605 | 146 | 324 | **470** | 213 | 860 | **1,073** |
| 03 | 1,072 | 70 | 183 | **253** | 166 | 588 | **754** |
| 04 | 673 | 40 | 140 | **180** | 115 | 353 | **468** |
| 05 | 1,141 | 91 | 213 | **304** | 158 | 639 | **797** |
| 06 | 1,511 | 129 | 327 | **456** | 209 | 783 | **992** |
| 07 | 1,546 | 128 | 308 | **436** | 216 | 830 | **1,046** |
| 08 | 1,404 | 159 | 260 | **419** | 229 | 698 | **927** |
| 09 | 1,456 | 165 | 316 | **481** | 239 | 675 | **914** |
| 10 | 864 | 73 | 220 | **293** | 107 | 425 | **532** |
| 11 | 1,151 | 115 | 242 | **357** | 163 | 577 | **740** |
| 12 | 951 | 129 | 155 | **284** | 176 | 447 | **623** |
| 13 | 575 | 56 | 118 | **174** | 89 | 291 | **380** |
| 14 | 875 | 103 | 168 | **271** | 124 | 444 | **568** |
| 15 | 1,338 | 134 | 212 | **346** | 239 | 702 | **941** |
| | **17,332** | **1,642** | **3,418** | **5,060** | **2,576** | **8,961** | **11,537** |
| | | | No | | | Yes | |

| | POLL BOOK TOTALS | AV | Elec Day | TOTAL | AV | Elec Day | TOTAL |
|---|---|---|---|---|---|---|---|
| SHELBY TOWNSHIP | | | | | | | |
| 01 | 1,740 | 309 | 448 | **757** | 314 | 618 | **932** |
| 02 | 1,457 | 224 | 393 | **617** | 210 | 573 | **783** |
| 03 | 720 | 56 | 219 | **275** | 83 | 333 | **416** |
| 04 | 1,187 | 210 | 319 | **529** | 196 | 413 | **609** |
| 05 | 842 | 119 | 146 | **265** | 166 | 369 | **535** |
| 06 | 968 | 64 | 250 | **314** | 99 | 527 | **626** |
| 07 | 1,197 | 228 | 320 | **548** | 209 | 410 | **619** |
| 08 | 636 | 79 | 156 | **235** | 110 | 268 | **378** |
| 09 | 803 | 41 | 190 | **231** | 85 | 455 | **540** |
| 10 | 965 | 133 | 261 | **394** | 174 | 370 | **544** |
| 11 | 1,267 | 142 | 306 | **448** | 209 | 571 | **780** |
| 12 | 879 | 164 | 231 | **395** | 111 | 341 | **452** |
| 13 | 680 | 119 | 179 | **298** | 120 | 236 | **356** |
| 14 | 1,391 | 183 | 395 | **578** | 214 | 559 | **773** |
| 15 | 1,393 | 188 | 385 | **573** | 251 | 517 | **768** |
| 16 | 1,798 | 342 | 470 | **812** | 360 | 595 | **955** |
| 17 | 1,487 | 185 | 408 | **593** | 194 | 653 | **847** |
| 18 | 1,084 | 171 | 226 | **397** | 228 | 411 | **639** |
| 19 | 984 | 175 | 233 | **408** | 154 | 393 | **547** |
| 20 | 772 | 86 | 174 | **260** | 165 | 320 | **485** |
| 21 | 739 | 19 | 153 | **172** | 59 | 480 | **539** |
| 22 | 1,810 | 378 | 442 | **820** | 376 | 571 | **947** |
| 23 | 1,595 | 314 | 425 | **739** | 243 | 557 | **800** |
| 24 | 1,861 | 363 | 504 | **867** | 377 | 560 | **937** |
| 25 | 1,344 | 275 | 324 | **599** | 241 | 472 | **713** |
| 26 | 1,172 | 234 | 223 | **457** | 279 | 399 | **678** |
| 27 | 1,326 | 172 | 303 | **475** | 237 | 555 | **792** |
| 28 | 1,403 | 336 | 224 | **560** | 366 | 400 | **766** |
| 29 | 859 | 98 | 226 | **324** | 127 | 356 | **483** |
| 30 | 1,063 | 170 | 242 | **412** | 194 | 417 | **611** |
| | **35,422** | **5,577** | **8,775** | **14,352** | **6,151** | **13,699** | **19,850** |

| | POLL BOOK TOTALS | | No | | | Yes | |
|---|---|---|---|---|---|---|---|
| | | AV | Elec Day | TOTAL | AV | Elec Day | TOTAL |
| ST. CLAIR SHORES | | | | | | | |
| 01 | 1,882 | 342 | 354 | **696** | 419 | 699 | **1,118** |

| | | | | | | | |
|---|---|---|---|---|---|---|---|
| 02 | 1,666 | 277 | 293 | **570** | 372 | 652 | **1,024** |
| 03 | 1,600 | 161 | 326 | **487** | 265 | 794 | **1,059** |
| 04 | 1,569 | 224 | 310 | **534** | 280 | 704 | **984** |
| 05 | 1,452 | 112 | 331 | **443** | 217 | 743 | **960** |
| 06 | 1,434 | 139 | 193 | **332** | 272 | 768 | **1,040** |
| 07 | 912 | 83 | 183 | **266** | 147 | 467 | **614** |
| 08 | 1,303 | 154 | 314 | **468** | 251 | 541 | **792** |
| 09 | 842 | 99 | 166 | **265** | 175 | 350 | **525** |
| 10 | 1,587 | 172 | 340 | **512** | 254 | 749 | **1,003** |
| 11 | 664 | 86 | 156 | **242** | 109 | 282 | **391** |
| 12 | 1,585 | 219 | 331 | **550** | 347 | 624 | **971** |
| 13 | 1,896 | 333 | 439 | **772** | 407 | 658 | **1,065** |
| 14 | 637 | 80 | 153 | **233** | 108 | 277 | **385** |
| 15 | 1,565 | 187 | 324 | **511** | 271 | 731 | **1,002** |
| 16 | 1,466 | 192 | 349 | **541** | 255 | 620 | **875** |
| 17 | 1,641 | 253 | 344 | **597** | 325 | 661 | **986** |
| 18 | 1,291 | 199 | 276 | **475** | 229 | 536 | **765** |
| 19 | 1,063 | 157 | 239 | **396** | 192 | 427 | **619** |
| 20 | 760 | 122 | 140 | **262** | 137 | 325 | **462** |
| 21 | 1,195 | 151 | 230 | **381** | 201 | 567 | **768** |
| 22 | 959 | 131 | 247 | **378** | 155 | 384 | **539** |
| 23 | 1,279 | 167 | 300 | **467** | 228 | 534 | **762** |
| | **30,248** | **4,040** | **6,338** | **10,378** | **5,616** | **13,093** | **18,709** |
| | POLL BOOK TOTALS | AV | No Elec Day | TOTAL | AV | Yes Elec Day | TOTAL |
| STERLING HEIGHTS | | | | | | | |
| 01 | 833 | 68 | 188 | **256** | 103 | 427 | **530** |
| 02 | 1,330 | 145 | 325 | **470** | 177 | 620 | **797** |
| 03 | 1,454 | 156 | 260 | **416** | 250 | 722 | **972** |
| 04 | 1,714 | 200 | 376 | **576** | 278 | 813 | **1,091** |
| 05 | 1,577 | 164 | 322 | **486** | 257 | 771 | **1,028** |
| 06 | 853 | 110 | 199 | **309** | 134 | 364 | **498** |
| 07 | 1,317 | 151 | 332 | **483** | 198 | 578 | **776** |
| 08 | 1,002 | 127 | 247 | **374** | 119 | 456 | **575** |
| 09 | 559 | 75 | 129 | **204** | 73 | 261 | **334** |
| 10 | 1,302 | 216 | 274 | **490** | 187 | 555 | **742** |
| 11 | 779 | 93 | 173 | **266** | 127 | 340 | **467** |
| 12 | 1,430 | 219 | 295 | **514** | 242 | 610 | **852** |

| | | | | | | | |
|---|---|---|---|---|---|---|---|
| 13 | 850 | 80 | 167 | **247** | 142 | 434 | **576** |
| 14 | 753 | 76 | 147 | **223** | 129 | 354 | **483** |
| 15 | 797 | 100 | 225 | **325** | 113 | 314 | **427** |
| 16 | 812 | 99 | 189 | **288** | 123 | 363 | **486** |
| 17 | 826 | 107 | 196 | **303** | 132 | 348 | **480** |
| 18 | 1,296 | 167 | 290 | **457** | 202 | 588 | **790** |
| 19 | 1,476 | 168 | 290 | **458** | 234 | 722 | **956** |
| 20 | 1,260 | 148 | 281 | **429** | 189 | 599 | **788** |
| 21 | 780 | 77 | 223 | **300** | 94 | 343 | **437** |
| 22 | 926 | 115 | 245 | **360** | 132 | 392 | **524** |
| 23 | 926 | 108 | 279 | **387** | 130 | 359 | **489** |
| 24 | 946 | 87 | 264 | **351** | 103 | 443 | **546** |
| 25 | 1,598 | 202 | 374 | **576** | 264 | 705 | **969** |
| 26 | 1,478 | 196 | 434 | **630** | 231 | 559 | **790** |
| 27 | 1,355 | 157 | 352 | **509** | 195 | 596 | **791** |
| 28 | 1,121 | 174 | 252 | **426** | 189 | 483 | **672** |
| 29 | 1,083 | 146 | 304 | **450** | 155 | 445 | **600** |
| 30 | 682 | 70 | 162 | **232** | 109 | 312 | **421** |
| 31 | 696 | 43 | 163 | **206** | 78 | 384 | **462** |
| 32 | 495 | 16 | 111 | **127** | 40 | 312 | **352** |
| 33 | 951 | 152 | 202 | **354** | 218 | 342 | **560** |
| 34 | 1,276 | 149 | 333 | **482** | 189 | 543 | **732** |
| 35 | 850 | 31 | 241 | **272** | 88 | 436 | **524** |
| 36 | 1,380 | 192 | 344 | **536** | 260 | 539 | **799** |
| 37 | 1,320 | 142 | 261 | **403** | 234 | 627 | **861** |
| 38 | 1,475 | 213 | 271 | **484** | 309 | 610 | **919** |
| 39 | 1,117 | 108 | 289 | **397** | 134 | 561 | **695** |
| 40 | 595 | 33 | 158 | **191** | 76 | 286 | **362** |
| 41 | 851 | 73 | 241 | **314** | 97 | 399 | **496** |
| 42 | 1,056 | 158 | 262 | **420** | 192 | 411 | **603** |
| 43 | 1,790 | 349 | 354 | **703** | 381 | 635 | **1,016** |
| 44 | 1,074 | 201 | 227 | **428** | 222 | 360 | **582** |
| 45 | 1,351 | 175 | 297 | **472** | 210 | 591 | **801** |
| | **49,392** | **6,036** | **11,548** | **17,584** | **7,739** | **21,912** | **29,651** |
| | POLL BOOK TOTALS | | No | | | Yes | |
| | | AV | Elec Day | TOTAL | AV | Elec Day | TOTAL |
| UTICA | | | | | | | |
| 01 | **427** | 20 | 111 | **131** | 49 | 233 | **282** |

| | | | | | | | |
|---|---|---|---|---|---|---|---|
| 02 | 807 | 89 | 270 | **359** | 103 | 322 | **425** |
| 03 | 903 | 86 | 187 | **273** | 133 | **440** | **573** |
| | **2,137** | **195** | **568** | **763** | **285** | **995** | **1,280** |
| | POLL BOOK TOTALS | | No | | | Yes | |
| | | AV | Elec Day | TOTAL | AV | Elec Day | TOTAL |
| WARREN | | | | | | | |
| 01 | 1,332 | 73 | 197 | **270** | 131 | 875 | **1,006** |
| 03 | **1,156** | 54 | 191 | **245** | 111 | 749 | **860** |
| 04 | 888 | 49 | 177 | **226** | 83 | 553 | **636** |
| 05 | 780 | 52 | 135 | **187** | 107 | 447 | **554** |
| 06 | **1,050** | 85 | 213 | **298** | 130 | 580 | **710** |
| 07 | 690 | 35 | 102 | **137** | 48 | **484** | **532** |
| 08 | **774** | 39 | 113 | **152** | 61 | 523 | **584** |
| 09 | 862 | 30 | 129 | **159** | 77 | 592 | **669** |
| 10 | 688 | 18 | 91 | **109** | 58 | 497 | **555** |
| 11 | 15 | 0 | **4** | **4** | 1 | 8 | **9** |
| 12 | 499 | 25 | 83 | **108** | 50 | 319 | **369** |
| 13 | 306 | 28 | 72 | **100** | 33 | 168 | **201** |
| 14 | 1,240 | 95 | 236 | **331** | 157 | 732 | **889** |
| 15 | **1,359** | 57 | 232 | **289** | 147 | 879 | **1,026** |
| 17 | 943 | 69 | 188 | **257** | 145 | 517 | **662** |
| 18 | 329 | 10 | 55 | **65** | 33 | 216 | **249** |
| 19 | 899 | 72 | 222 | **294** | 90 | 464 | **554** |
| 20 | 1,228 | 136 | 243 | **379** | 177 | 611 | **788** |
| 22 | 1,243 | 113 | 303 | **416** | 151 | 614 | **765** |
| 23 | 1,004 | 92 | 210 | **302** | 196 | 468 | **664** |
| 24 | 446 | 30 | 117 | **147** | 56 | 227 | **283** |
| 25 | 715 | 51 | 164 | **215** | 85 | 392 | **477** |
| 26 | 539 | 29 | 86 | **115** | 58 | 350 | **408** |
| 27 | 1,899 | 240 | 435 | **675** | 301 | 855 | **1,156** |
| 28 | **1,585** | 204 | 302 | **506** | 272 | 761 | **1,033** |
| 31 | **1,416** | 161 | 238 | **399** | 321 | 648 | **969** |
| 32 | 1,231 | 155 | 305 | **460** | 196 | 549 | **745** |
| 33 | 1,350 | 180 | 317 | **497** | 195 | 603 | **798** |
| 34 | 696 | 68 | 149 | **217** | 69 | 383 | **452** |
| 35 | 1,271 | 132 | 252 | **384** | 221 | 590 | **811** |
| 36 | **1,935** | 220 | 435 | **655** | 353 | 850 | **1,203** |
| 38 | 1,625 | 152 | 304 | **456** | 244 | 855 | **1,099** |

| | | | | | | | |
|---|---|---|---|---|---|---|---|
| 41 | 1,451 | 167 | 308 | **475** | 205 | 708 | **913** |
| 43 | 1,119 | 122 | 245 | **367** | 181 | 538 | **719** |
| 44 | 999 | 101 | 125 | **226** | 198 | 540 | **738** |
| 45 | 991 | 124 | 190 | **314** | 178 | 466 | **644** |
| 46 | 874 | 91 | 159 | **250** | 135 | 456 | **591** |
| 47 | 1,408 | 219 | 261 | **480** | 243 | 615 | **858** |
| 48 | 637 | 87 | 125 | **212** | 112 | 291 | **403** |
| 49 | 1,515 | 203 | 328 | **531** | 237 | 686 | **923** |
| 50 | 1,250 | 152 | 256 | **408** | 207 | 596 | **803** |
| 51 | 1,428 | 267 | 248 | **515** | 311 | 560 | **871** |
| 52 | 892 | 122 | 231 | **353** | 162 | 346 | **508** |
| 53 | 842 | 90 | 218 | **308** | 134 | 377 | **511** |
| 54 | 1,044 | 176 | 217 | **393** | 215 | 403 | **618** |
| 55 | 1,143 | 115 | 304 | **419** | 141 | 533 | **674** |
| 56 | 578 | 66 | 136 | **202** | 99 | 249 | **348** |
| 57 | 1,039 | 98 | 261 | **359** | 137 | 507 | **644** |
| 58 | 1,544 | 217 | 351 | **568** | 257 | 668 | **925** |
| | **50,747** | **5,171** | **10,263** | **15,434** | **7,509** | **25,898** | **33,407** |
| | POLL BOOK TOTALS | | No | | | Yes | |
| | | AV | Elec Day | TOTAL | AV | Elec Day | TOTAL |
| WASHINGTON TOWNSHIP | | | | | | | |
| 01 | 829 | 95 | 229 | **324** | 123 | 366 | **489** |
| 02 | 1,643 | 324 | 425 | **749** | 330 | 508 | **838** |
| 03 | 1,480 | 270 | 452 | **722** | 231 | 476 | **707** |
| 04 | 1,151 | 126 | 307 | **433** | 150 | 519 | **669** |
| 05 | 1,463 | 261 | 437 | **698** | 232 | 488 | **720** |
| 06 | 2,195 | 529 | 524 | **1,053** | 509 | 562 | **1,071** |
| 07 | 1,557 | 278 | 466 | **744** | 274 | 488 | **762** |
| 08 | 1,314 | 228 | 352 | **580** | 238 | 453 | **691** |
| 09 | 759 | 97 | 251 | **348** | 114 | 272 | **386** |
| 10 | 1,081 | 147 | 346 | **493** | 156 | 396 | **552** |
| | **13,472** | **2,355** | **3,789** | **6,144** | **2,357** | **4,528** | **6,885** |
| TOTALS | | | | | | | |
| | **365,489** | **45,810** | **83,090** | **128,900** | **60,215** | **163,149** | **223,364** |

☐ Yellow in the TOTALS column means precinct hasn't reported
N/A indicates **AV** (Absentee) results are included in **Elec Day** results

# November 6, 2018 General Election
# Manistee County, Michigan
# Statement of Votes Cast
# OFFICIAL RESULTS

| Precinct | Registered Voters | Cards Cast | Voters Cast | % Turnout |
|---|---|---|---|---|
| **County** | | | | |
| **Manistee County Michigan** | | | | |
| City of Manistee, Precinct 1 | | | | |
| Election Day | 2,247 | 885 | 885 | 39.39% |
| AVCB | 2,247 | 565 | 565 | 25.14% |
| Total | 2,247 | 1,450 | 1,450 | 64.53% |
| City of Manistee, Precinct 2 | | | | |
| Election Day | 2,524 | 1,017 | 1,017 | 40.29% |
| AVCB | 2,524 | 322 | 322 | 12.76% |
| Total | 2,524 | 1,339 | 1,339 | 53.05% |
| Arcadia Township, Precinct 1 | | | | |
| Election Day | 593 | 481 | 481 | 81.11% |
| AVCB | 593 | 0 | 0 | 0.00% |
| Total | 593 | 481 | 481 | 81.11% |
| Bear Lake Township, Precinct 1 | | | | |
| Election Day | 1,450 | 872 | 872 | 60.14% |
| AVCB | 1,450 | 0 | 0 | 0.00% |
| Total | 1,450 | 872 | 872 | 60.14% |
| Brown Township, Precinct 1 | | | | |
| Election Day | 604 | 392 | 392 | 64.90% |
| AVCB | 604 | 0 | 0 | 0.00% |
| Total | 604 | 392 | 392 | 64.90% |
| Cleon Township, Precinct 1 | | | | |
| Election Day | 760 | 429 | 429 | 56.45% |
| AVCB | 760 | 0 | 0 | 0.00% |
| Total | 760 | 429 | 429 | 56.45% |
| Dickson Township, Precinct 1 | | | | |

| | | | | |
|---|---|---|---|---|
| Election Day | 794 | 473 | 473 | 59.57% |
| AVCB | 794 | 0 | 0 | 0.00% |
| Total | 794 | 473 | 473 | 59.57% |
| Charter Township of Filer Township, Precinct 1 | | | | |
| Election Day | 1,992 | 1,257 | 1,257 | 63.10% |
| AVCB | 1,992 | 0 | 0 | 0.00% |
| Total | 1,992 | 1,257 | 1,257 | 63.10% |
| Manistee Township, Precinct 1 | | | | |
| Election Day | 2,576 | 1,039 | 1,039 | 40.33% |
| AVCB | 2,576 | 487 | 487 | 18.91% |
| Total | 2,576 | 1,526 | 1,526 | 59.24% |
| Maple Grove Township, Precinct 1 | | | | |
| Election Day | 1,016 | 596 | 596 | 58.66% |
| AVCB | 1,016 | 0 | 0 | 0.00% |
| Total | 1,016 | 596 | 596 | 58.66% |
| Marilla Township, Precinct 1 | | | | |
| Election Day | 311 | 182 | 182 | 58.52% |
| AVCB | 311 | 0 | 0 | 0.00% |
| Total | 311 | 182 | 182 | 58.52% |
| Norman Township, Precinct 1 | | | | |
| Election Day | 1,388 | 747 | 747 | 53.82% |
| AVCB | 1,388 | 0 | 0 | 0.00% |
| Total | 1,388 | 747 | 747 | 53.82% |
| Onekama Township, Precinct 1 | | | | |
| Election Day | 1,299 | 903 | 903 | 69.52% |
| AVCB | 1,299 | 0 | 0 | 0.00% |
| Total | 1,299 | 903 | 903 | 69.52% |
| Pleasanton Township, Precinct 1 | | | | |
| Election Day | 704 | 467 | 467 | 66.34% |
| AVCB | 704 | 0 | 0 | 0.00% |
| Total | 704 | 467 | 467 | 66.34% |
| Springdale Township, Precinct 1 | | | | |

| | | | | |
|---|---|---|---|---|
| Election Day | 666 | 384 | 384 | 57.66% |
| AVCB | 666 | 0 | 0 | 0.00% |
| Total | 666 | 384 | 384 | 57.66% |
| Stronach Township, Precinct 1 | | | | |
| Election Day | 743 | 438 | 438 | 58.95% |
| AVCB | 743 | 0 | 0 | 0.00% |
| Total | 743 | 438 | 438 | 58.95% |
| MASON Grant Twp P1 | | | | |
| Election Day | 0 | 165 | 165 | N/A |
| AVCB | 0 | 0 | 0 | N/A |
| Total | 0 | 165 | 165 | N/A |
| MASON Meade Twp P1 | | | | |
| Election Day | 0 | 24 | 24 | N/A |
| AVCB | 0 | 0 | 0 | N/A |
| Total | 0 | 24 | 24 | N/A |
| LAKE Elk Twp P1 | | | | |
| Election Day | 0 | 213 | 213 | N/A |
| AVCB | 0 | 0 | 0 | N/A |
| Total | 0 | 213 | 213 | N/A |
| Manistee County Michigan - Total | 19,667 | 12,338 | 12,338 | 62.73% |
| County - Total | 19,667 | 12,338 | 12,338 | 62.73% |

# Governor/Lieut Gov

| Precinct | Times Cast | Precinct | Bill Schuette (REP) | Gretchen Whitmer (DEM) | Bill Gelineau (LIB) | Todd Schleiger (UST) | Jennifer V. Kurland (GRN) | Keith Butkovich (NLP) |
|---|---|---|---|---|---|---|---|---|
| **County** | | **County** | | | | | | |
| **Manistee County Michigan** | | **Manistee County Michigan** | | | | | | |
| City of Manistee, Precinct 1 | | City of Manistee, Precinct 1 | | | | | | |
| Election Day | 885 | Election Day | 367 | 469 | 11 | 3 | 12 | 2 |
| AVCB | 565 | AVCB | 286 | 259 | 8 | 1 | 1 | 2 |
| Total | 1,450 | Total | 653 | 728 | 19 | 4 | 13 | 4 |
| City of Manistee, Precinct 2 | | City of Manistee, Precinct 2 | | | | | | |
| Election Day | 1,017 | Election Day | 398 | 546 | 22 | 9 | 17 | 4 |
| AVCB | 322 | AVCB | 133 | 178 | 3 | 1 | 1 | 2 |
| Total | 1,339 | Total | 531 | 724 | 25 | 10 | 18 | 6 |
| Arcadia Township, Precinct 1 | | Arcadia Township, Precinct 1 | | | | | | |
| Election Day | 481 | Election Day | 226 | 233 | 3 | 2 | 3 | 0 |
| AVCB | 0 | AVCB | 0 | 0 | 0 | 0 | 0 | 0 |
| Total | 481 | Total | 226 | 233 | 3 | 2 | 3 | 0 |
| Bear Lake Township, Precinct 1 | | Bear Lake Township, Precinct 1 | | | | | | |
| Election Day | 872 | Election Day | 522 | 311 | 13 | 10 | 5 | 0 |
| AVCB | 0 | AVCB | 0 | 0 | 0 | 0 | 0 | 0 |
| Total | 872 | Total | 522 | 311 | 13 | 10 | 5 | 0 |
| Brown Township, Precinct 1 | | Brown Township, Precinct 1 | | | | | | |
| Election Day | 392 | Election Day | 222 | 155 | 4 | 3 | 4 | 0 |
| AVCB | 0 | AVCB | 0 | 0 | 0 | 0 | 0 | 0 |
| Total | 392 | Total | 222 | 155 | 4 | 3 | 4 | 0 |
| Cleon Township, Precinct 1 | | Cleon Township, Precinct 1 | | | | | | |
| Election Day | 429 | Election Day | 245 | 153 | 7 | 4 | 6 | 2 |
| AVCB | 0 | AVCB | 0 | 0 | 0 | 0 | 0 | 0 |
| Total | 429 | Total | 245 | 153 | 7 | 4 | 6 | 2 |
| Dickson Township, Precinct 1 | | | | | | | | |

| | |
|---|---|
| Election Day | 473 |
| AVCB | 0 |
| Total | 473 |
| **Charter Township of Filer Township, Precinct 1** | |
| Election Day | 1,257 |
| AVCB | 0 |
| Total | 1,257 |
| **Manistee Township, Precinct 1** | |
| Election Day | 1,039 |
| AVCB | 487 |
| Total | 1,526 |
| **Maple Grove Township, Precinct 1** | |
| Election Day | 596 |
| AVCB | 0 |
| Total | 596 |
| **Marilla Township, Precinct 1** | |
| Election Day | 182 |
| AVCB | 0 |
| Total | 182 |
| **Norman Township, Precinct 1** | |
| Election Day | 747 |
| AVCB | 0 |
| Total | 747 |
| **Onekama Township, Precinct 1** | |
| Election Day | 903 |
| AVCB | 0 |
| Total | 903 |
| **Pleasanton Township, Precinct 1** | |
| Election Day | 467 |
| AVCB | 0 |
| Total | 467 |

| | | | | | | |
|---|---|---|---|---|---|---|
| **Dickson Township, Precinct 1** | | | | | | |
| Election Day | 268 | 186 | 4 | 5 | 4 | 2 |
| AVCB | 0 | 0 | 0 | 0 | 0 | 0 |
| Total | 268 | 186 | 4 | 5 | 4 | 2 |
| **Charter Township of Filer Township, Precinct 1** | | | | | | |
| Election Day | 585 | 630 | 6 | 4 | 5 | 2 |
| AVCB | 0 | 0 | 0 | 0 | 0 | 0 |
| Total | 585 | 630 | 6 | 4 | 5 | 2 |
| **Manistee Township, Precinct 1** | | | | | | |
| Election Day | 475 | 515 | 12 | 4 | 12 | 5 |
| AVCB | 222 | 253 | 0 | 3 | 2 | 0 |
| Total | 697 | 768 | 12 | 7 | 14 | 5 |
| **Maple Grove Township, Precinct 1** | | | | | | |
| Election Day | 306 | 241 | 14 | 7 | 11 | 4 |
| AVCB | 0 | 0 | 0 | 0 | 0 | 0 |
| Total | 306 | 241 | 14 | 7 | 11 | 4 |
| **Marilla Township, Precinct 1** | | | | | | |
| Election Day | 118 | 56 | 2 | 1 | 0 | 0 |
| AVCB | 0 | 0 | 0 | 0 | 0 | 0 |
| Total | 118 | 56 | 2 | 1 | 0 | 0 |
| **Norman Township, Precinct 1** | | | | | | |
| Election Day | 407 | 299 | 10 | 7 | 3 | 7 |
| AVCB | 0 | 0 | 0 | 0 | 0 | 0 |
| Total | 407 | 299 | 10 | 7 | 3 | 7 |
| **Onekama Township, Precinct 1** | | | | | | |
| Election Day | 451 | 415 | 10 | 5 | 5 | 1 |
| AVCB | 0 | 0 | 0 | 0 | 0 | 0 |
| Total | 451 | 415 | 10 | 5 | 5 | 1 |
| **Pleasanton Township, Precinct 1** | | | | | | |
| Election Day | 257 | 182 | 10 | 5 | 3 | 1 |

| | |
|---|---|
| Springdale Township, Precinct 1 | |
| Election Day | 384 |
| AVCB | 0 |
| Total | 384 |
| Stronach Township, Precinct 1 | |
| Election Day | 438 |
| AVCB | 0 |
| Total | 438 |
| Manistee County Michigan - Total | 11,936 |
| **Cumulative** | |
| Cumulative | |
| Election Day | 0 |
| AVCB | 0 |
| Total | 0 |
| Cumulative - Total | 0 |
| County - Total | 11,936 |

| | | | | | | |
|---|---|---|---|---|---|---|
| AVCB | 0 | 0 | 0 | 0 | 0 | 0 |
| Total | 257 | 182 | 10 | 5 | 3 | 1 |
| Springdale Township, Precinct 1 | | | | | | |
| Election Day | 212 | 147 | 3 | 4 | 4 | 2 |
| AVCB | 0 | 0 | 0 | 0 | 0 | 0 |
| Total | 212 | 147 | 3 | 4 | 4 | 2 |
| Stronach Township, Precinct 1 | | | | | | |
| Election Day | 228 | 192 | 7 | 5 | 2 | 1 |
| AVCB | 0 | 0 | 0 | 0 | 0 | 0 |
| Total | 228 | 192 | 7 | 5 | 2 | 1 |
| Manistee County Michigan - Total | 5,928 | 5,420 | 149 | 83 | 100 | 37 |
| **Cumulative** | | | | | | |
| Cumulative | | | | | | |
| Election Day | 0 | 0 | 0 | 0 | 0 | 0 |
| AVCB | 0 | 0 | 0 | 0 | 0 | 0 |
| Total | 0 | 0 | 0 | 0 | 0 | 0 |
| Cumulative - Total | 0 | 0 | 0 | 0 | 0 | 0 |
| County - Total | 5,928 | 5,420 | 149 | 83 | 100 | 37 |

# Secretary of State

| Precinct | Times Cast |
|---|---|
| **County** | |
| **Manistee County Michigan** | |
| City of Manistee, Precinct 1 | |
| Election Day | 885 |
| AVCB | 565 |
| Total | 1,450 |
| City of Manistee, Precinct 2 | |
| Election Day | 1,017 |
| AVCB | 322 |
| Total | 1,339 |
| Arcadia Township, Precinct 1 | |
| Election Day | 481 |
| AVCB | 0 |
| Total | 481 |
| Bear Lake Township, Precinct 1 | |
| Election Day | 872 |
| AVCB | 0 |
| Total | 872 |
| Brown Township, Precinct 1 | |
| Election Day | 392 |
| AVCB | 0 |
| Total | 392 |
| Cleon Township, Precinct 1 | |
| Election Day | 429 |
| AVCB | 0 |
| Total | 429 |
| Dickson Township, Precinct 1 | |
| Election Day | 473 |
| AVCB | 0 |

| Precinct | Mary Treder Lang (REP) | Jocelyn Benson (DEM) | Gregory Scott Stempfle (LIB) | Robert Gale (UST) |
|---|---|---|---|---|
| **County** | | | | |
| **Manistee County Michigan** | | | | |
| City of Manistee, Precinct 1 | | | | |
| Election Day | 385 | 422 | 27 | 17 |
| AVCB | 285 | 265 | 2 | 4 |
| Total | 670 | 687 | 29 | 21 |
| City of Manistee, Precinct 2 | | | | |
| Election Day | 415 | 507 | 40 | 14 |
| AVCB | 130 | 165 | 4 | 8 |
| Total | 545 | 672 | 44 | 22 |
| Arcadia Township, Precinct 1 | | | | |
| Election Day | 220 | 230 | 8 | 3 |
| AVCB | 0 | 0 | 0 | 0 |
| Total | 220 | 230 | 8 | 3 |
| Bear Lake Township, Precinct 1 | | | | |
| Election Day | 526 | 278 | 19 | 16 |
| AVCB | 0 | 0 | 0 | 0 |
| Total | 526 | 278 | 19 | 16 |
| Brown Township, Precinct 1 | | | | |
| Election Day | 223 | 142 | 6 | 10 |
| AVCB | 0 | 0 | 0 | 0 |
| Total | 223 | 142 | 6 | 10 |
| Cleon Township, Precinct 1 | | | | |
| Election Day | 253 | 142 | 10 | 10 |
| AVCB | 0 | 0 | 0 | 0 |
| Total | 253 | 142 | 10 | 10 |
| Dickson Township, Precinct 1 | | | | |
| Election Day | 268 | 168 | 10 | 11 |

| | |
|---|---|
| Total | 473 |
| Charter Township of Filer Township, Precinct 1 | |
| Election Day | 1,257 |
| AVCB | 0 |
| Total | 1,257 |
| Manistee Township, Precinct 1 | |
| Election Day | 1,039 |
| AVCB | 487 |
| Total | 1,526 |
| Maple Grove Township, Precinct 1 | |
| Election Day | 596 |
| AVCB | 0 |
| Total | 596 |
| Marilla Township, Precinct 1 | |
| Election Day | 182 |
| AVCB | 0 |
| Total | 182 |
| Norman Township, Precinct 1 | |
| Election Day | 747 |
| AVCB | 0 |
| Total | 747 |
| Onekama Township, Precinct 1 | |
| Election Day | 903 |
| AVCB | 0 |
| Total | 903 |
| Pleasanton Township, Precinct 1 | |
| Election Day | 467 |
| AVCB | 0 |
| Total | 467 |
| Springdale Township, Precinct 1 | |
| Election Day | 384 |
| AVCB | 0 |
| Total | 384 |

| | | | | |
|---|---|---|---|---|
| AVCB | 0 | 0 | 0 | 0 |
| Total | 268 | 168 | 10 | 11 |
| Charter Township of Filer Township, Precinct 1 | | | | |
| Election Day | 610 | 565 | 23 | 9 |
| AVCB | 0 | 0 | 0 | 0 |
| Total | 610 | 565 | 23 | 9 |
| Manistee Township, Precinct 1 | | | | |
| Election Day | 525 | 447 | 16 | 16 |
| AVCB | 219 | 246 | 5 | 8 |
| Total | 744 | 693 | 21 | 24 |
| Maple Grove Township, Precinct 1 | | | | |
| Election Day | 299 | 234 | 20 | 15 |
| AVCB | 0 | 0 | 0 | 0 |
| Total | 299 | 234 | 20 | 15 |
| Marilla Township, Precinct 1 | | | | |
| Election Day | 114 | 52 | 4 | 4 |
| AVCB | 0 | 0 | 0 | 0 |
| Total | 114 | 52 | 4 | 4 |
| Norman Township, Precinct 1 | | | | |
| Election Day | 410 | 273 | 20 | 20 |
| AVCB | 0 | 0 | 0 | 0 |
| Total | 410 | 273 | 20 | 20 |
| Onekama Township, Precinct 1 | | | | |
| Election Day | 462 | 395 | 14 | 8 |
| AVCB | 0 | 0 | 0 | 0 |
| Total | 462 | 395 | 14 | 8 |
| Pleasanton Township, Precinct 1 | | | | |
| Election Day | 256 | 172 | 14 | 9 |
| AVCB | 0 | 0 | 0 | 0 |
| Total | 256 | 172 | 14 | 9 |
| Springdale Township, Precinct 1 | | | | |

| Stronach Township, Precinct 1 | |
|---|---|
| Election Day | 438 |
| AVCB | 0 |
| Total | 438 |
| Manistee County Michigan - Total | 11,936 |
| **Cumulative** | |
| Cumulative | |
| Election Day | 0 |
| AVCB | 0 |
| Total | 0 |
| Cumulative - Total | 0 |
| County - Total | 11,936 |

| | | | | |
|---|---|---|---|---|
| Election Day | 212 | 130 | 14 | 9 |
| AVCB | 0 | 0 | 0 | 0 |
| Total | 212 | 130 | 14 | 9 |
| Stronach Township, Precinct 1 | | | | |
| Election Day | 221 | 187 | 11 | 5 |
| AVCB | 0 | 0 | 0 | 0 |
| Total | 221 | 187 | 11 | 5 |
| Manistee County Michigan - Total | 6,033 | 5,020 | 267 | 196 |
| **Cumulative** | | | | |
| Cumulative | | | | |
| Election Day | 0 | 0 | 0 | 0 |
| AVCB | 0 | 0 | 0 | 0 |
| Total | 0 | 0 | 0 | 0 |
| Cumulative - Total | 0 | 0 | 0 | 0 |
| County - Total | 6,033 | 5,020 | 267 | 196 |

# Attorney General

| Precinct | Times Cast | Precinct | Tom Leonard (REP) | Dana Nessel (DEM) | Lisa Lane Gioia (LIB) | Gerald T. Van Sickle (UST) | Chris Graveline |
|---|---|---|---|---|---|---|---|
| **County** | | **County** | | | | | |
| **Manistee County Michigan** | | **Manistee County Michigan** | | | | | |
| City of Manistee, Precinct 1 | | City of Manistee, Precinct 1 | | | | | |
| Election Day | 885 | Election Day | 398 | 379 | 28 | 19 | 16 |
| AVCB | 565 | AVCB | 288 | 238 | 5 | 2 | 10 |
| Total | 1,450 | Total | 686 | 617 | 33 | 21 | 26 |
| City of Manistee, Precinct 2 | | City of Manistee, Precinct 2 | | | | | |
| Election Day | 1,017 | Election Day | 417 | 459 | 37 | 26 | 26 |
| AVCB | 322 | AVCB | 138 | 148 | 4 | 8 | 5 |
| Total | 1,339 | Total | 555 | 607 | 41 | 34 | 31 |
| Arcadia Township, Precinct 1 | | Arcadia Township, Precinct 1 | | | | | |
| Election Day | 481 | Election Day | 227 | 210 | 12 | 0 | 5 |
| AVCB | 0 | AVCB | 0 | 0 | 0 | 0 | 0 |
| Total | 481 | Total | 227 | 210 | 12 | 0 | 5 |
| Bear Lake Township, Precinct 1 | | Bear Lake Township, Precinct 1 | | | | | |
| Election Day | 872 | Election Day | 537 | 247 | 20 | 13 | 11 |
| AVCB | 0 | AVCB | 0 | 0 | 0 | 0 | 0 |
| Total | 872 | Total | 537 | 247 | 20 | 13 | 11 |
| Brown Township, Precinct 1 | | Brown Township, Precinct 1 | | | | | |
| Election Day | 392 | Election Day | 226 | 127 | 6 | 12 | 8 |
| AVCB | 0 | AVCB | 0 | 0 | 0 | 0 | 0 |
| Total | 392 | Total | 226 | 127 | 6 | 12 | 8 |
| Cleon Township, Precinct 1 | | Cleon Township, Precinct 1 | | | | | |
| Election Day | 429 | Election Day | 251 | 128 | 12 | 9 | 10 |
| AVCB | 0 | AVCB | 0 | 0 | 0 | 0 | 0 |
| Total | 429 | Total | 251 | 128 | 12 | 9 | 10 |
| Dickson Township, Precinct 1 | | Dickson Township, Precinct 1 | | | | | |
| Election Day | 473 | Election Day | 276 | 151 | 12 | 9 | 9 |
| AVCB | 0 | | | | | | |

| | |
|---|---|
| Total | 473 |
| Charter Township of Filer Township, Precinct 1 | |
| Election Day | 1,257 |
| AVCB | 0 |
| Total | 1,257 |
| Manistee Township, Precinct 1 | |
| Election Day | 1,039 |
| AVCB | 487 |
| Total | 1,526 |
| Maple Grove Township, Precinct 1 | |
| Election Day | 596 |
| AVCB | 0 |
| Total | 596 |
| Marilla Township, Precinct 1 | |
| Election Day | 182 |
| AVCB | 0 |
| Total | 182 |
| Norman Township, Precinct 1 | |
| Election Day | 747 |
| AVCB | 0 |
| Total | 747 |
| Onekama Township, Precinct 1 | |
| Election Day | 903 |
| AVCB | 0 |
| Total | 903 |
| Pleasanton Township, Precinct 1 | |
| Election Day | 467 |
| AVCB | 0 |
| Total | 467 |
| Springdale Township, Precinct 1 | |
| Election Day | 384 |
| AVCB | 0 |
| Total | 384 |

| | | | | | |
|---|---|---|---|---|---|
| AVCB | 0 | 0 | 0 | 0 | 0 |
| Total | 276 | 151 | 12 | 9 | 9 |
| Charter Township of Filer Township, Precinct 1 | | | | | |
| Election Day | 655 | 487 | 24 | 18 | 18 |
| AVCB | 0 | 0 | 0 | 0 | 0 |
| Total | 655 | 487 | 24 | 18 | 18 |
| Manistee Township, Precinct 1 | | | | | |
| Election Day | 538 | 404 | 25 | 15 | 19 |
| AVCB | 229 | 226 | 4 | 5 | 8 |
| Total | 767 | 630 | 29 | 20 | 27 |
| Maple Grove Township, Precinct 1 | | | | | |
| Election Day | 299 | 209 | 21 | 14 | 20 |
| AVCB | 0 | 0 | 0 | 0 | 0 |
| Total | 299 | 209 | 21 | 14 | 20 |
| Marilla Township, Precinct 1 | | | | | |
| Election Day | 120 | 45 | 1 | 3 | 4 |
| AVCB | 0 | 0 | 0 | 0 | 0 |
| Total | 120 | 45 | 1 | 3 | 4 |
| Norman Township, Precinct 1 | | | | | |
| Election Day | 424 | 240 | 23 | 30 | 9 |
| AVCB | 0 | 0 | 0 | 0 | 0 |
| Total | 424 | 240 | 23 | 30 | 9 |
| Onekama Township, Precinct 1 | | | | | |
| Election Day | 492 | 344 | 19 | 9 | 12 |
| AVCB | 0 | 0 | 0 | 0 | 0 |
| Total | 492 | 344 | 19 | 9 | 12 |
| Pleasanton Township, Precinct 1 | | | | | |
| Election Day | 270 | 145 | 13 | 6 | 10 |
| AVCB | 0 | 0 | 0 | 0 | 0 |
| Total | 270 | 145 | 13 | 6 | 10 |
| Springdale Township, Precinct 1 | | | | | |

| Stronach Township, Precinct 1 | |
|---|---|
| Election Day | 438 |
| AVCB | 0 |
| Total | 438 |
| Manistee County Michigan - Total | 11,936 |
| **Cumulative** | |
| Cumulative | |
| Election Day | 0 |
| AVCB | 0 |
| Total | 0 |
| Cumulative - Total | 0 |
| County - Total | 11,936 |

| | | | | | |
|---|---|---|---|---|---|
| Election Day | 222 | 117 | 13 | 3 | 12 |
| AVCB | 0 | 0 | 0 | 0 | 0 |
| Total | 222 | 117 | 13 | 3 | 12 |
| Stronach Township, Precinct 1 | | | | | |
| Election Day | 234 | 158 | 12 | 10 | 6 |
| AVCB | 0 | 0 | 0 | 0 | 0 |
| Total | 234 | 158 | 12 | 10 | 6 |
| Manistee County Michigan - Total | 6,241 | 4,462 | 291 | 211 | 218 |
| **Cumulative** | | | | | |
| Cumulative | | | | | |
| Election Day | 0 | 0 | 0 | 0 | 0 |
| AVCB | 0 | 0 | 0 | 0 | 0 |
| Total | 0 | 0 | 0 | 0 | 0 |
| Cumulative - Total | 0 | 0 | 0 | 0 | 0 |
| County - Total | 6,241 | 4,462 | 291 | 211 | 218 |

# US Senator

| Precinct | Times Cast | Precinct | John James (REP) | Debbie Stabenow (DEM) | George E. Huffman III (UST) | Marcia Squier (GRN) | John Howard Wilhelm (NLP) |
|---|---|---|---|---|---|---|---|
| **County** | | **County** | | | | | |
| **Manistee County Michigan** | | **Manistee County Michigan** | | | | | |
| City of Manistee, Precinct 1 | | City of Manistee, Precinct 1 | | | | | |
| Election Day | 885 | Election Day | 409 | 424 | 7 | 20 | 7 |
| AVCB | 565 | AVCB | 262 | 296 | 1 | 1 | 1 |
| Total | 1,450 | Total | 671 | 720 | 8 | 21 | 8 |
| City of Manistee, Precinct 2 | | City of Manistee, Precinct 2 | | | | | |
| Election Day | 1,017 | Election Day | 461 | 493 | 5 | 24 | 7 |
| AVCB | 322 | AVCB | 129 | 186 | 1 | 0 | 0 |
| Total | 1,339 | Total | 590 | 679 | 6 | 24 | 7 |
| Arcadia Township, Precinct 1 | | Arcadia Township, Precinct 1 | | | | | |
| Election Day | 481 | Election Day | 237 | 223 | 3 | 5 | 2 |
| AVCB | 0 | AVCB | 0 | 0 | 0 | 0 | 0 |
| Total | 481 | Total | 237 | 223 | 3 | 5 | 2 |
| Bear Lake Township, Precinct 1 | | Bear Lake Township, Precinct 1 | | | | | |
| Election Day | 872 | Election Day | 530 | 309 | 7 | 5 | 3 |
| AVCB | 0 | AVCB | 0 | 0 | 0 | 0 | 0 |
| Total | 872 | Total | 530 | 309 | 7 | 5 | 3 |
| Brown Township, Precinct 1 | | Brown Township, Precinct 1 | | | | | |
| Election Day | 392 | Election Day | 225 | 151 | 4 | 0 | 3 |
| AVCB | 0 | AVCB | 0 | 0 | 0 | 0 | 0 |
| Total | 392 | Total | 225 | 151 | 4 | 0 | 3 |
| Cleon Township, Precinct 1 | | Cleon Township, Precinct 1 | | | | | |
| Election Day | 429 | Election Day | 253 | 153 | 1 | 5 | 4 |
| AVCB | 0 | AVCB | 0 | 0 | 0 | 0 | 0 |
| Total | 429 | Total | 253 | 153 | 1 | 5 | 4 |
| Dickson Township, Precinct 1 | | Dickson Township, Precinct 1 | | | | | |
| Election Day | 473 | Election Day | 276 | 172 | 8 | 5 | 3 |
| AVCB | 0 | | | | | | |

| | |
|---|---|
| Total | 473 |
| Charter Township of Filer Township, Precinct 1 | |
| Election Day | 1,257 |
| AVCB | 0 |
| Total | 1,257 |
| Manistee Township, Precinct 1 | |
| Election Day | 1,039 |
| AVCB | 487 |
| Total | 1,526 |
| Maple Grove Township, Precinct 1 | |
| Election Day | 596 |
| AVCB | 0 |
| Total | 596 |
| Marilla Township, Precinct 1 | |
| Election Day | 182 |
| AVCB | 0 |
| Total | 182 |
| Norman Township, Precinct 1 | |
| Election Day | 747 |
| AVCB | 0 |
| Total | 747 |
| Onekama Township, Precinct 1 | |
| Election Day | 903 |
| AVCB | 0 |
| Total | 903 |
| Pleasanton Township, Precinct 1 | |
| Election Day | 467 |
| AVCB | 0 |
| Total | 467 |
| Springdale Township, Precinct 1 | |
| Election Day | 384 |
| AVCB | 0 |
| Total | 384 |

| | | | | | |
|---|---|---|---|---|---|
| AVCB | 0 | 0 | 0 | 0 | 0 |
| Total | 276 | 172 | 8 | 5 | 3 |
| Charter Township of Filer Township, Precinct 1 | | | | | |
| Election Day | 606 | 615 | 4 | 6 | 2 |
| AVCB | 0 | 0 | 0 | 0 | 0 |
| Total | 606 | 615 | 4 | 6 | 2 |
| Manistee Township, Precinct 1 | | | | | |
| Election Day | 524 | 466 | 7 | 17 | 6 |
| AVCB | 199 | 272 | 3 | 3 | 3 |
| Total | 723 | 738 | 10 | 20 | 9 |
| Maple Grove Township, Precinct 1 | | | | | |
| Election Day | 317 | 227 | 16 | 13 | 7 |
| AVCB | 0 | 0 | 0 | 0 | 0 |
| Total | 317 | 227 | 16 | 13 | 7 |
| Marilla Township, Precinct 1 | | | | | |
| Election Day | 115 | 62 | 1 | 0 | 1 |
| AVCB | 0 | 0 | 0 | 0 | 0 |
| Total | 115 | 62 | 1 | 0 | 1 |
| Norman Township, Precinct 1 | | | | | |
| Election Day | 447 | 266 | 13 | 10 | 3 |
| AVCB | 0 | 0 | 0 | 0 | 0 |
| Total | 447 | 266 | 13 | 10 | 3 |
| Onekama Township, Precinct 1 | | | | | |
| Election Day | 466 | 413 | 3 | 4 | 3 |
| AVCB | 0 | 0 | 0 | 0 | 0 |
| Total | 466 | 413 | 3 | 4 | 3 |
| Pleasanton Township, Precinct 1 | | | | | |
| Election Day | 266 | 187 | 3 | 4 | 2 |
| AVCB | 0 | 0 | 0 | 0 | 0 |
| Total | 266 | 187 | 3 | 4 | 2 |
| Springdale Township, Precinct 1 | | | | | |

| | |
|---|---|
| Stronach Township, Precinct 1 | |
| Election Day | 438 |
| AVCB | 0 |
| Total | 438 |
| Manistee County Michigan - Total | 11,936 |
| **Cumulative** | |
| Cumulative | |
| Election Day | 0 |
| AVCB | 0 |
| Total | 0 |
| Cumulative - Total | 0 |
| County - Total | 11,936 |

| | | | | | |
|---|---|---|---|---|---|
| Election Day | 225 | 136 | 4 | 5 | 5 |
| AVCB | 0 | 0 | 0 | 0 | 0 |
| Total | 225 | 136 | 4 | 5 | 5 |
| Stronach Township, Precinct 1 | | | | | |
| Election Day | 236 | 191 | 4 | 2 | 1 |
| AVCB | 0 | 0 | 0 | 0 | 0 |
| Total | 236 | 191 | 4 | 2 | 1 |
| Manistee County Michigan - Total | 6,183 | 5,242 | 95 | 129 | 63 |
| **Cumulative** | | | | | |
| Cumulative | | | | | |
| Election Day | 0 | 0 | 0 | 0 | 0 |
| AVCB | 0 | 0 | 0 | 0 | 0 |
| Total | 0 | 0 | 0 | 0 | 0 |
| Cumulative - Total | 0 | 0 | 0 | 0 | 0 |
| County - Total | 6,183 | 5,242 | 95 | 129 | 63 |

# Rep in Congress 1

| Precinct | Times Cast | Precinct | Jack Bergman (REP) | Matthew W. Morgan (DEM) |
|---|---|---|---|---|
| **County** | | **County** | | |
| **Manistee County Michigan** | | **Manistee County Michigan** | | |
| City of Manistee, Precinct 1 | | City of Manistee, Precinct 1 | | |
| Election Day | 885 | Election Day | 404 | 452 |
| AVCB | 565 | AVCB | 281 | 273 |
| Total | 1,450 | Total | 685 | 725 |
| City of Manistee, Precinct 2 | | City of Manistee, Precinct 2 | | |
| Election Day | 1,017 | Election Day | 461 | 520 |
| AVCB | 322 | AVCB | 146 | 170 |
| Total | 1,339 | Total | 607 | 690 |
| Arcadia Township, Precinct 1 | | Arcadia Township, Precinct 1 | | |
| Election Day | 481 | Election Day | 226 | 237 |
| AVCB | 0 | AVCB | 0 | 0 |
| Total | 481 | Total | 226 | 237 |
| Bear Lake Township, Precinct 1 | | Bear Lake Township, Precinct 1 | | |
| Election Day | 872 | Election Day | 556 | 288 |
| AVCB | 0 | AVCB | 0 | 0 |
| Total | 872 | Total | 556 | 288 |
| Brown Township, Precinct 1 | | Brown Township, Precinct 1 | | |
| Election Day | 392 | Election Day | 222 | 158 |
| AVCB | 0 | AVCB | 0 | 0 |
| Total | 392 | Total | 222 | 158 |
| Cleon Township, Precinct 1 | | Cleon Township, Precinct 1 | | |
| Election Day | 429 | Election Day | 264 | 147 |
| AVCB | 0 | AVCB | 0 | 0 |
| Total | 429 | Total | 264 | 147 |
| Dickson Township, Precinct 1 | | Dickson Township, Precinct 1 | | |
| Election Day | 473 | Election Day | 288 | 174 |
| AVCB | 0 | | | |

| | |
|---|---|
| Total | 473 |
| Charter Township of Filer Township, Precinct 1 | |
| Election Day | 1,257 |
| AVCB | 0 |
| Total | 1,257 |
| Manistee Township, Precinct 1 | |
| Election Day | 1,039 |
| AVCB | 487 |
| Total | 1,526 |
| Maple Grove Township, Precinct 1 | |
| Election Day | 596 |
| AVCB | 0 |
| Total | 596 |
| Marilla Township, Precinct 1 | |
| Election Day | 182 |
| AVCB | 0 |
| Total | 182 |
| Norman Township, Precinct 1 | |
| Election Day | 747 |
| AVCB | 0 |
| Total | 747 |
| Onekama Township, Precinct 1 | |
| Election Day | 903 |
| AVCB | 0 |
| Total | 903 |
| Pleasanton Township, Precinct 1 | |
| Election Day | 467 |
| AVCB | 0 |
| Total | 467 |
| Springdale Township, Precinct 1 | |
| Election Day | 384 |
| AVCB | 0 |
| Total | 384 |

| | | |
|---|---|---|
| AVCB | 0 | 0 |
| Total | 288 | 174 |
| Charter Township of Filer Township, Precinct 1 | | |
| Election Day | 628 | 598 |
| AVCB | 0 | 0 |
| Total | 628 | 598 |
| Manistee Township, Precinct 1 | | |
| Election Day | 533 | 471 |
| AVCB | 228 | 253 |
| Total | 761 | 724 |
| Maple Grove Township, Precinct 1 | | |
| Election Day | 327 | 247 |
| AVCB | 0 | 0 |
| Total | 327 | 247 |
| Marilla Township, Precinct 1 | | |
| Election Day | 119 | 57 |
| AVCB | 0 | 0 |
| Total | 119 | 57 |
| Norman Township, Precinct 1 | | |
| Election Day | 446 | 285 |
| AVCB | 0 | 0 |
| Total | 446 | 285 |
| Onekama Township, Precinct 1 | | |
| Election Day | 476 | 405 |
| AVCB | 0 | 0 |
| Total | 476 | 405 |
| Pleasanton Township, Precinct 1 | | |
| Election Day | 276 | 178 |
| AVCB | 0 | 0 |
| Total | 276 | 178 |
| Springdale Township, Precinct 1 | | |

| Stronach Township, Precinct 1 | |
|---|---|
| Election Day | 438 |
| AVCB | 0 |
| Total | 438 |
| Manistee County Michigan - Total | 11,936 |
| **Cumulative** | |
| Cumulative | |
| Election Day | 0 |
| AVCB | 0 |
| Total | 0 |
| Cumulative - Total | 0 |
| County - Total | 11,936 |

| | | |
|---|---|---|
| Election Day | 213 | 155 |
| AVCB | 0 | 0 |
| Total | 213 | 155 |
| Stronach Township, Precinct 1 | | |
| Election Day | 240 | 189 |
| AVCB | 0 | 0 |
| Total | 240 | 189 |
| Manistee County Michigan - Total | 6,334 | 5,257 |
| **Cumulative** | | |
| Cumulative | | |
| Election Day | 0 | 0 |
| AVCB | 0 | 0 |
| Total | 0 | 0 |
| Cumulative - Total | 0 | 0 |
| County - Total | 6,334 | 5,257 |

# St Senator 35

| Precinct | Times Cast | Precinct | Curt VanderWall (REP) | Mike Taillard (DEM) | Timothy Coon (LIB) |
|---|---|---|---|---|---|
| **County** | | **County** | | | |
| **Manistee County Michigan** | | **Manistee County Michigan** | | | |
| City of Manistee, Precinct 1 | | City of Manistee, Precinct 1 | | | |
| Election Day | 885 | Election Day | 451 | 377 | 24 |
| AVCB | 565 | AVCB | 332 | 214 | 7 |
| Total | 1,450 | Total | 783 | 591 | 31 |
| City of Manistee, Precinct 2 | | City of Manistee, Precinct 2 | | | |
| Election Day | 1,017 | Election Day | 522 | 428 | 33 |
| AVCB | 322 | AVCB | 176 | 136 | 1 |
| Total | 1,339 | Total | 698 | 564 | 34 |
| Arcadia Township, Precinct 1 | | Arcadia Township, Precinct 1 | | | |
| Election Day | 481 | Election Day | 259 | 195 | 8 |
| AVCB | 0 | AVCB | 0 | 0 | 0 |
| Total | 481 | Total | 259 | 195 | 8 |
| Bear Lake Township, Precinct 1 | | Bear Lake Township, Precinct 1 | | | |
| Election Day | 872 | Election Day | 591 | 233 | 19 |
| AVCB | 0 | AVCB | 0 | 0 | 0 |
| Total | 872 | Total | 591 | 233 | 19 |
| Brown Township, Precinct 1 | | Brown Township, Precinct 1 | | | |
| Election Day | 392 | Election Day | 247 | 128 | 8 |
| AVCB | 0 | AVCB | 0 | 0 | 0 |
| Total | 392 | Total | 247 | 128 | 8 |
| Cleon Township, Precinct 1 | | Cleon Township, Precinct 1 | | | |
| Election Day | 429 | Election Day | 273 | 120 | 22 |
| AVCB | 0 | AVCB | 0 | 0 | 0 |
| Total | 429 | Total | 273 | 120 | 22 |
| Dickson Township, Precinct 1 | | Dickson Township, Precinct 1 | | | |
| Election Day | 473 | Election Day | 308 | 141 | 8 |
| AVCB | 0 | | | | |

| | |
|---|---|
| Total | 473 |
| Charter Township of Filer Township, Precinct 1 | |
| Election Day | 1,257 |
| AVCB | 0 |
| Total | 1,257 |
| Manistee Township, Precinct 1 | |
| Election Day | 1,039 |
| AVCB | 487 |
| Total | 1,526 |
| Maple Grove Township, Precinct 1 | |
| Election Day | 596 |
| AVCB | 0 |
| Total | 596 |
| Marilla Township, Precinct 1 | |
| Election Day | 182 |
| AVCB | 0 |
| Total | 182 |
| Norman Township, Precinct 1 | |
| Election Day | 747 |
| AVCB | 0 |
| Total | 747 |
| Onekama Township, Precinct 1 | |
| Election Day | 903 |
| AVCB | 0 |
| Total | 903 |
| Pleasanton Township, Precinct 1 | |
| Election Day | 467 |
| AVCB | 0 |
| Total | 467 |
| Springdale Township, Precinct 1 | |
| Election Day | 384 |
| AVCB | 0 |
| Total | 384 |

| | | | |
|---|---|---|---|
| AVCB | 0 | 0 | 0 |
| Total | 308 | 141 | 8 |
| Charter Township of Filer Township, Precinct 1 | | | |
| Election Day | 729 | 471 | 16 |
| AVCB | 0 | 0 | 0 |
| Total | 729 | 471 | 16 |
| Manistee Township, Precinct 1 | | | |
| Election Day | 609 | 371 | 19 |
| AVCB | 273 | 193 | 5 |
| Total | 882 | 564 | 24 |
| Maple Grove Township, Precinct 1 | | | |
| Election Day | 333 | 213 | 23 |
| AVCB | 0 | 0 | 0 |
| Total | 333 | 213 | 23 |
| Marilla Township, Precinct 1 | | | |
| Election Day | 128 | 42 | 6 |
| AVCB | 0 | 0 | 0 |
| Total | 128 | 42 | 6 |
| Norman Township, Precinct 1 | | | |
| Election Day | 457 | 244 | 26 |
| AVCB | 0 | 0 | 0 |
| Total | 457 | 244 | 26 |
| Onekama Township, Precinct 1 | | | |
| Election Day | 522 | 334 | 15 |
| AVCB | 0 | 0 | 0 |
| Total | 522 | 334 | 15 |
| Pleasanton Township, Precinct 1 | | | |
| Election Day | 282 | 153 | 16 |
| AVCB | 0 | 0 | 0 |
| Total | 282 | 153 | 16 |
| Springdale Township, Precinct 1 | | | |

| | |
|---|---|
| Stronach Township, Precinct 1 | |
| Election Day | 438 |
| AVCB | 0 |
| Total | 438 |
| Manistee County Michigan - Total | 11,936 |
| **Cumulative** | |
| Cumulative | |
| Election Day | 0 |
| AVCB | 0 |
| Total | 0 |
| Cumulative - Total | 0 |
| County - Total | 11,936 |

| | | | |
|---|---|---|---|
| Election Day | 241 | 109 | 14 |
| AVCB | 0 | 0 | 0 |
| Total | 241 | 109 | 14 |
| Stronach Township, Precinct 1 | | | |
| Election Day | 271 | 148 | 5 |
| AVCB | 0 | 0 | 0 |
| Total | 271 | 148 | 5 |
| Manistee County Michigan - Total | 7,004 | 4,250 | 275 |
| **Cumulative** | | | |
| Cumulative | | | |
| Election Day | 0 | 0 | 0 |
| AVCB | 0 | 0 | 0 |
| Total | 0 | 0 | 0 |
| Cumulative - Total | 0 | 0 | 0 |
| County - Total | 7,004 | 4,250 | 275 |

# Representative 101

| Precinct | Times Cast | Precinct | Jack O'Malley (REP) | Kathy Wiejaczka (DEM) |
|---|---|---|---|---|
| **County** | | **County** | | |
| **Manistee County Michigan** | | **Manistee County Michigan** | | |
| City of Manistee, Precinct 1 | | City of Manistee, Precinct 1 | | |
| Election Day | 885 | Election Day | 423 | 437 |
| AVCB | 565 | AVCB | 317 | 240 |
| Total | 1,450 | Total | 740 | 677 |
| City of Manistee, Precinct 2 | | City of Manistee, Precinct 2 | | |
| Election Day | 1,017 | Election Day | 477 | 507 |
| AVCB | 322 | AVCB | 173 | 139 |
| Total | 1,339 | Total | 650 | 646 |
| Arcadia Township, Precinct 1 | | Arcadia Township, Precinct 1 | | |
| Election Day | 481 | Election Day | 256 | 211 |
| AVCB | 0 | AVCB | 0 | 0 |
| Total | 481 | Total | 256 | 211 |
| Bear Lake Township, Precinct 1 | | Bear Lake Township, Precinct 1 | | |
| Election Day | 872 | Election Day | 615 | 238 |
| AVCB | 0 | AVCB | 0 | 0 |
| Total | 872 | Total | 615 | 238 |
| Brown Township, Precinct 1 | | Brown Township, Precinct 1 | | |
| Election Day | 392 | Election Day | 247 | 132 |
| AVCB | 0 | AVCB | 0 | 0 |
| Total | 392 | Total | 247 | 132 |
| Cleon Township, Precinct 1 | | Cleon Township, Precinct 1 | | |
| Election Day | 429 | Election Day | 297 | 122 |
| AVCB | 0 | AVCB | 0 | 0 |
| Total | 429 | Total | 297 | 122 |
| Dickson Township, Precinct 1 | | Dickson Township, Precinct 1 | | |
| Election Day | 473 | Election Day | 314 | 143 |
| AVCB | 0 | | | |

| | |
|---|---|
| Total | 473 |
| Charter Township of Filer Township, Precinct 1 | |
| Election Day | 1,257 |
| AVCB | 0 |
| Total | 1,257 |
| Manistee Township, Precinct 1 | |
| Election Day | 1,039 |
| AVCB | 487 |
| Total | 1,526 |
| Maple Grove Township, Precinct 1 | |
| Election Day | 596 |
| AVCB | 0 |
| Total | 596 |
| Marilla Township, Precinct 1 | |
| Election Day | 182 |
| AVCB | 0 |
| Total | 182 |
| Norman Township, Precinct 1 | |
| Election Day | 747 |
| AVCB | 0 |
| Total | 747 |
| Onekama Township, Precinct 1 | |
| Election Day | 903 |
| AVCB | 0 |
| Total | 903 |
| Pleasanton Township, Precinct 1 | |
| Election Day | 467 |
| AVCB | 0 |
| Total | 467 |
| Springdale Township, Precinct 1 | |
| Election Day | 384 |
| AVCB | 0 |
| Total | 384 |

| | | |
|---|---|---|
| AVCB | 0 | 0 |
| Total | 314 | 143 |
| Charter Township of Filer Township, Precinct 1 | | |
| Election Day | 714 | 512 |
| AVCB | 0 | 0 |
| Total | 714 | 512 |
| Manistee Township, Precinct 1 | | |
| Election Day | 600 | 413 |
| AVCB | 274 | 203 |
| Total | 874 | 616 |
| Maple Grove Township, Precinct 1 | | |
| Election Day | 372 | 203 |
| AVCB | 0 | 0 |
| Total | 372 | 203 |
| Marilla Township, Precinct 1 | | |
| Election Day | 133 | 46 |
| AVCB | 0 | 0 |
| Total | 133 | 46 |
| Norman Township, Precinct 1 | | |
| Election Day | 498 | 231 |
| AVCB | 0 | 0 |
| Total | 498 | 231 |
| Onekama Township, Precinct 1 | | |
| Election Day | 513 | 368 |
| AVCB | 0 | 0 |
| Total | 513 | 368 |
| Pleasanton Township, Precinct 1 | | |
| Election Day | 305 | 152 |
| AVCB | 0 | 0 |
| Total | 305 | 152 |
| Springdale Township, Precinct 1 | | |

| | |
|---|---|
| Stronach Township, Precinct 1 | |
| Election Day | 438 |
| AVCB | 0 |
| Total | 438 |
| Manistee County Michigan - Total | 11,936 |
| **Cumulative** | |
| Cumulative | |
| Election Day | 0 |
| AVCB | 0 |
| Total | 0 |
| Cumulative - Total | 0 |
| County - Total | 11,936 |

| | | |
|---|---|---|
| Election Day | 261 | 109 |
| AVCB | 0 | 0 |
| Total | 261 | 109 |
| Stronach Township, Precinct 1 | | |
| Election Day | 280 | 146 |
| AVCB | 0 | 0 |
| Total | 280 | 146 |
| Manistee County Michigan - Total | 7,069 | 4,552 |
| **Cumulative** | | |
| Cumulative | | |
| Election Day | 0 | 0 |
| AVCB | 0 | 0 |
| Total | 0 | 0 |
| Cumulative - Total | 0 | 0 |
| County - Total | 7,069 | 4,552 |

# State Brd of Ed

| Precinct | Times Cast |
|---|---|
| **County** | |
| **Manistee County Michigan** | |
| City of Manistee, Precinct 1 | |
| Election Day | 885 |
| AVCB | 565 |
| Total | 1,450 |
| City of Manistee, Precinct 2 | |
| Election Day | 1,017 |
| AVCB | 322 |
| Total | 1,339 |
| Arcadia Township, Precinct 1 | |
| Election Day | 481 |
| AVCB | 0 |
| Total | 481 |
| Bear Lake Township, Precinct 1 | |
| Election Day | 872 |
| AVCB | 0 |
| Total | 872 |
| Brown Township, Precinct 1 | |
| Election Day | 392 |
| AVCB | 0 |
| Total | 392 |
| Cleon Township, Precinct 1 | |
| Election Day | 429 |

| Precinct | Tami Carlone (REP) | Richard Zeile (REP) | Judith P. Pritchett (DEM) | Tiffany Tilley (DEM) | Scotty Boman (LIB) | John J. Tatar (LIB) | Karen Adams (UST) | Douglas Levesque (UST) | Sherry A. Wells (GRN) | Mary Anne Hering (WCP) | Logan R. Smith (WCP) |
|---|---|---|---|---|---|---|---|---|---|---|---|
| **County** | | | | | | | | | | | |
| **Manistee County Michigan** | | | | | | | | | | | |
| City of Manistee, Precinct 1 | | | | | | | | | | | |
| Election Day | 315 | 267 | 358 | 328 | 40 | 28 | 12 | 6 | 27 | 31 | 31 |
| AVCB | 251 | 243 | 248 | 217 | 12 | 3 | 6 | 1 | 2 | 6 | 9 |
| Total | 566 | 510 | 606 | 545 | 52 | 31 | 18 | 7 | 29 | 37 | 40 |
| City of Manistee, Precinct 2 | | | | | | | | | | | |
| Election Day | 336 | 282 | 403 | 376 | 33 | 22 | 33 | 7 | 23 | 46 | 40 |
| AVCB | 116 | 106 | 136 | 128 | 5 | 2 | 6 | 2 | 3 | 15 | 18 |
| Total | 452 | 388 | 539 | 504 | 38 | 24 | 39 | 9 | 26 | 61 | 58 |
| Arcadia Township, Precinct 1 | | | | | | | | | | | |
| Election Day | 185 | 175 | 191 | 174 | 16 | 9 | 9 | 4 | 10 | 16 | 11 |
| AVCB | 0 | 0 | 0 | 0 | 0 | 0 | 0 | 0 | 0 | 0 | 0 |
| Total | 185 | 175 | 191 | 174 | 16 | 9 | 9 | 4 | 10 | 16 | 11 |
| Bear Lake Township, Precinct 1 | | | | | | | | | | | |
| Election Day | 435 | 400 | 243 | 220 | 26 | 17 | 9 | 5 | 9 | 27 | 31 |
| AVCB | 0 | 0 | 0 | 0 | 0 | 0 | 0 | 0 | 0 | 0 | 0 |
| Total | 435 | 400 | 243 | 220 | 26 | 17 | 9 | 5 | 9 | 27 | 31 |
| Brown Township, Precinct 1 | | | | | | | | | | | |
| Election Day | 179 | 159 | 126 | 110 | 14 | 13 | 9 | 4 | 5 | 14 | 15 |
| AVCB | 0 | 0 | 0 | 0 | 0 | 0 | 0 | 0 | 0 | 0 | 0 |
| Total | 179 | 159 | 126 | 110 | 14 | 13 | 9 | 4 | 5 | 14 | 15 |
| Cleon Township, Precinct 1 | | | | | | | | | | | |
| Election Day | 213 | 196 | 112 | 110 | 13 | 8 | 10 | 5 | 3 | 18 | 17 |

| | | | | | | | | | | | | | |
|---|---|---|---|---|---|---|---|---|---|---|---|---|---|
| AVCB | 0 | AVCB | 0 | 0 | 0 | 0 | 0 | 0 | 0 | 0 | 0 | 0 | 0 |
| Total | 429 | Total | 213 | 196 | 112 | 110 | 13 | 8 | 10 | 5 | 3 | 18 | 17 |
| Dickson Township, Precinct 1 | | Dickson Township, Precinct 1 | | | | | | | | | | | |
| Election Day | 473 | Election Day | 220 | 198 | 128 | 125 | 20 | 13 | 11 | 4 | 7 | 27 | 21 |
| AVCB | 0 | AVCB | 0 | 0 | 0 | 0 | 0 | 0 | 0 | 0 | 0 | 0 | 0 |
| Total | 473 | Total | 220 | 198 | 128 | 125 | 20 | 13 | 11 | 4 | 7 | 27 | 21 |
| Charter Township of Filer Township, Precinct 1 | | Charter Township of Filer Township, Precinct 1 | | | | | | | | | | | |
| Election Day | 1,257 | Election Day | 523 | 465 | 496 | 445 | 33 | 16 | 25 | 9 | 12 | 28 | 30 |
| AVCB | 0 | AVCB | 0 | 0 | 0 | 0 | 0 | 0 | 0 | 0 | 0 | 0 | 0 |
| Total | 1,257 | Total | 523 | 465 | 496 | 445 | 33 | 16 | 25 | 9 | 12 | 28 | 30 |
| Manistee Township, Precinct 1 | | Manistee Township, Precinct 1 | | | | | | | | | | | |
| Election Day | 1,039 | Election Day | 432 | 367 | 378 | 327 | 30 | 26 | 23 | 5 | 21 | 45 | 39 |
| AVCB | 487 | AVCB | 199 | 186 | 214 | 207 | 14 | 6 | 13 | 9 | 7 | 13 | 10 |
| Total | 1,526 | Total | 631 | 553 | 592 | 534 | 44 | 32 | 36 | 14 | 28 | 58 | 49 |
| Maple Grove Township, Precinct 1 | | Maple Grove Township, Precinct 1 | | | | | | | | | | | |
| Election Day | 596 | Election Day | 258 | 209 | 180 | 167 | 18 | 14 | 22 | 2 | 11 | 35 | 28 |
| AVCB | 0 | AVCB | 0 | 0 | 0 | 0 | 0 | 0 | 0 | 0 | 0 | 0 | 0 |
| Total | 596 | Total | 258 | 209 | 180 | 167 | 18 | 14 | 22 | 2 | 11 | 35 | 28 |
| Marilla Township, Precinct 1 | | Marilla Township, Precinct 1 | | | | | | | | | | | |
| Election Day | 182 | Election Day | 94 | 86 | 43 | 39 | 7 | 2 | 6 | 5 | 0 | 8 | 4 |
| AVCB | 0 | AVCB | 0 | 0 | 0 | 0 | 0 | 0 | 0 | 0 | 0 | 0 | 0 |
| Total | 182 | Total | 94 | 86 | 43 | 39 | 7 | 2 | 6 | 5 | 0 | 8 | 4 |
| Norman Township, Precinct 1 | | Norman Township, Precinct 1 | | | | | | | | | | | |
| Election Day | 747 | Election Day | 339 | 310 | 231 | 221 | 17 | 16 | 17 | 12 | 11 | 25 | 19 |
| AVCB | 0 | AVCB | 0 | 0 | 0 | 0 | 0 | 0 | 0 | 0 | 0 | 0 | 0 |
| Total | 747 | Total | 339 | 310 | 231 | 221 | 17 | 16 | 17 | 12 | 11 | 25 | 19 |
| Onekama Township, Precinct 1 | | Onekama Township, Precinct 1 | | | | | | | | | | | |
| Election Day | 903 | Election Day | 417 | 406 | 355 | 307 | 19 | 18 | 12 | 11 | 16 | 20 | 11 |
| AVCB | 0 | | | | | | | | | | | | |

| | |
|---|---|
| Total | 903 |
| Pleasanton Township, Precinct 1 | |
| Election Day | 467 |
| AVCB | 0 |
| Total | 467 |
| Springdale Township, Precinct 1 | |
| Election Day | 384 |
| AVCB | 0 |
| Total | 384 |
| Stronach Township, Precinct 1 | |
| Election Day | 438 |
| AVCB | 0 |
| Total | 438 |
| Manistee County Michigan - Total | 11,936 |
| **Cumulative** | |
| Cumulative | |
| Election Day | 0 |
| AVCB | 0 |
| Total | 0 |
| Cumulative - Total | 0 |
| County - Total | 11,936 |

| | | | | | | | | | | | | |
|---|---|---|---|---|---|---|---|---|---|---|---|---|
| | AVCB | 0 | 0 | 0 | 0 | 0 | 0 | 0 | 0 | 0 | 0 | 0 |
| | Total | 417 | 406 | 355 | 307 | 19 | 18 | 12 | 11 | 16 | 20 | 11 |
| Pleasanton Township, Precinct 1 | | | | | | | | | | | | |
| | Election Day | 216 | 207 | 143 | 128 | 21 | 15 | 8 | 1 | 10 | 19 | 16 |
| | AVCB | 0 | 0 | 0 | 0 | 0 | 0 | 0 | 0 | 0 | 0 | 0 |
| | Total | 216 | 207 | 143 | 128 | 21 | 15 | 8 | 1 | 10 | 19 | 16 |
| Springdale Township, Precinct 1 | | | | | | | | | | | | |
| | Election Day | 181 | 169 | 112 | 107 | 13 | 9 | 4 | 6 | 12 | 11 | 11 |
| | AVCB | 0 | 0 | 0 | 0 | 0 | 0 | 0 | 0 | 0 | 0 | 0 |
| | Total | 181 | 169 | 112 | 107 | 13 | 9 | 4 | 6 | 12 | 11 | 11 |
| Stronach Township, Precinct 1 | | | | | | | | | | | | |
| | Election Day | 175 | 166 | 148 | 139 | 11 | 6 | 12 | 6 | 5 | 26 | 18 |
| | AVCB | 0 | 0 | 0 | 0 | 0 | 0 | 0 | 0 | 0 | 0 | 0 |
| | Total | 175 | 166 | 148 | 139 | 11 | 6 | 12 | 6 | 5 | 26 | 18 |
| | Manistee County Michigan - Total | 5,084 | 4,597 | 4,245 | 3,875 | 362 | 243 | 247 | 104 | 194 | 430 | 379 |
| | **Cumulative** | | | | | | | | | | | |
| Cumulative | | | | | | | | | | | | |
| | Election Day | 0 | 0 | 0 | 0 | 0 | 0 | 0 | 0 | 0 | 0 | 0 |
| | AVCB | 0 | 0 | 0 | 0 | 0 | 0 | 0 | 0 | 0 | 0 | 0 |
| | Total | 0 | 0 | 0 | 0 | 0 | 0 | 0 | 0 | 0 | 0 | 0 |
| | Cumulative - Total | 0 | 0 | 0 | 0 | 0 | 0 | 0 | 0 | 0 | 0 | 0 |
| | County - Total | 5,084 | 4,597 | 4,245 | 3,875 | 362 | 243 | 247 | 104 | 194 | 430 | 379 |

# U of M Regent

| Precinct | Times Cast | Precinct | Andrea Fischer Newman (REP) | Andrew Richner (REP) | Jordan Acker (DEM) | Paul Brown (DEM) | James Lewis Hudler (LIB) | John Jascob (LIB) | Joe Sanger (UST) | Crystal Van Sickle (UST) | Kevin A. Graves (GRN) | Marge Katchmark Sallows (NLP) |
|---|---|---|---|---|---|---|---|---|---|---|---|---|
| **County** | | **County** | | | | | | | | | | |
| **Manistee County Michigan** | | **Manistee County Michigan** | | | | | | | | | | |
| City of Manistee, Precinct 1 | | City of Manistee, Precinct 1 | | | | | | | | | | |
| Election Day | 885 | Election Day | 309 | 284 | 341 | 322 | 25 | 26 | 10 | 29 | 22 | 19 |
| AVCB | 565 | AVCB | 256 | 240 | 225 | 222 | 6 | 4 | 4 | 10 | 4 | 5 |
| Total | 1,450 | Total | 565 | 524 | 566 | 544 | 31 | 30 | 14 | 39 | 26 | 24 |
| City of Manistee, Precinct 2 | | City of Manistee, Precinct 2 | | | | | | | | | | |
| Election Day | 1,017 | Election Day | 340 | 287 | 376 | 376 | 29 | 29 | 13 | 29 | 29 | 20 |
| AVCB | 322 | AVCB | 122 | 106 | 133 | 126 | 5 | 2 | 8 | 15 | 6 | 3 |
| Total | 1,339 | Total | 462 | 393 | 509 | 502 | 34 | 31 | 21 | 44 | 35 | 23 |
| Arcadia Township, Precinct 1 | | Arcadia Township, Precinct 1 | | | | | | | | | | |
| Election Day | 481 | Election Day | 190 | 178 | 190 | 173 | 8 | 12 | 9 | 9 | 7 | 7 |
| AVCB | 0 | AVCB | 0 | 0 | 0 | 0 | 0 | 0 | 0 | 0 | 0 | 0 |
| Total | 481 | Total | 190 | 178 | 190 | 173 | 8 | 12 | 9 | 9 | 7 | 7 |
| Bear Lake Township, Precinct 1 | | Bear Lake Township, Precinct 1 | | | | | | | | | | |
| Election Day | 872 | Election Day | 435 | 388 | 229 | 228 | 20 | 20 | 9 | 20 | 13 | 9 |
| AVCB | 0 | AVCB | 0 | 0 | 0 | 0 | 0 | 0 | 0 | 0 | 0 | 0 |
| Total | 872 | Total | 435 | 388 | 229 | 228 | 20 | 20 | 9 | 20 | 13 | 9 |
| Brown Township, Precinct 1 | | Brown Township, Precinct 1 | | | | | | | | | | |
| Election Day | 392 | Election Day | 172 | 153 | 123 | 116 | 11 | 16 | 10 | 22 | 4 | 9 |
| AVCB | 0 | AVCB | 0 | 0 | 0 | 0 | 0 | 0 | 0 | 0 | 0 | 0 |
| Total | 392 | Total | 172 | 153 | 123 | 116 | 11 | 16 | 10 | 22 | 4 | 9 |
| Cleon Township, Precinct 1 | | Cleon Township, Precinct 1 | | | | | | | | | | |
| Election Day | 429 | Election Day | 217 | 204 | 110 | 101 | 8 | 11 | 9 | 13 | 8 | 10 |

| | | | | | | | | | | | | |
|---|---|---|---|---|---|---|---|---|---|---|---|---|
| AVCB | 0 | AVCB | 0 | 0 | 0 | 0 | 0 | 0 | 0 | 0 | 0 | 0 |
| Total | 429 | Total | 217 | 204 | 110 | 101 | 8 | 11 | 9 | 13 | 8 | 10 |
| Dickson Township, Precinct 1 | | Dickson Township, Precinct 1 | | | | | | | | | | |
| Election Day | 473 | Election Day | 233 | 197 | 115 | 120 | 12 | 12 | 12 | 21 | 9 | 10 |
| AVCB | 0 | AVCB | 0 | 0 | 0 | 0 | 0 | 0 | 0 | 0 | 0 | 0 |
| Total | 473 | Total | 233 | 197 | 115 | 120 | 12 | 12 | 12 | 21 | 9 | 10 |
| Charter Township of Filer Township, Precinct 1 | | Charter Township of Filer Township, Precinct 1 | | | | | | | | | | |
| Election Day | 1,257 | Election Day | 515 | 468 | 468 | 447 | 17 | 17 | 9 | 37 | 12 | 14 |
| AVCB | 0 | AVCB | 0 | 0 | 0 | 0 | 0 | 0 | 0 | 0 | 0 | 0 |
| Total | 1,257 | Total | 515 | 468 | 468 | 447 | 17 | 17 | 9 | 37 | 12 | 14 |
| Manistee Township, Precinct 1 | | Manistee Township, Precinct 1 | | | | | | | | | | |
| Election Day | 1,039 | Election Day | 440 | 366 | 366 | 334 | 16 | 18 | 15 | 39 | 25 | 20 |
| AVCB | 487 | AVCB | 198 | 190 | 218 | 206 | 8 | 8 | 14 | 15 | 6 | 3 |
| Total | 1,526 | Total | 638 | 556 | 584 | 540 | 24 | 26 | 29 | 54 | 31 | 23 |
| Maple Grove Township, Precinct 1 | | Maple Grove Township, Precinct 1 | | | | | | | | | | |
| Election Day | 596 | Election Day | 252 | 206 | 184 | 168 | 14 | 14 | 18 | 24 | 14 | 16 |
| AVCB | 0 | AVCB | 0 | 0 | 0 | 0 | 0 | 0 | 0 | 0 | 0 | 0 |
| Total | 596 | Total | 252 | 206 | 184 | 168 | 14 | 14 | 18 | 24 | 14 | 16 |
| Marilla Township, Precinct 1 | | Marilla Township, Precinct 1 | | | | | | | | | | |
| Election Day | 182 | Election Day | 86 | 83 | 38 | 42 | 5 | 4 | 11 | 13 | 0 | 1 |
| AVCB | 0 | AVCB | 0 | 0 | 0 | 0 | 0 | 0 | 0 | 0 | 0 | 0 |
| Total | 182 | Total | 86 | 83 | 38 | 42 | 5 | 4 | 11 | 13 | 0 | 1 |
| Norman Township, Precinct 1 | | Norman Township, Precinct 1 | | | | | | | | | | |
| Election Day | 747 | Election Day | 338 | 312 | 217 | 206 | 12 | 14 | 20 | 30 | 14 | 16 |
| AVCB | 0 | AVCB | 0 | 0 | 0 | 0 | 0 | 0 | 0 | 0 | 0 | 0 |
| Total | 747 | Total | 338 | 312 | 217 | 206 | 12 | 14 | 20 | 30 | 14 | 16 |
| Onekama Township, Precinct 1 | | Onekama Township, Precinct 1 | | | | | | | | | | |
| Election Day | 903 | Election Day | 430 | 395 | 327 | 316 | 9 | 15 | 12 | 25 | 12 | 8 |
| AVCB | 0 | AVCB | 0 | 0 | 0 | 0 | 0 | 0 | 0 | 0 | 0 | 0 |
| Total | 903 | | | | | | | | | | | |

| | |
|---|---|
| Total | 473 |
| Charter Township of Filer Township, Precinct 1 | |
| Election Day | 1,257 |
| AVCB | 0 |
| Total | 1,257 |
| Manistee Township, Precinct 1 | |
| Election Day | 1,039 |
| AVCB | 487 |
| Total | 1,526 |
| Maple Grove Township, Precinct 1 | |
| Election Day | 596 |
| AVCB | 0 |
| Total | 596 |
| Marilla Township, Precinct 1 | |
| Election Day | 182 |
| AVCB | 0 |
| Total | 182 |
| Norman Township, Precinct 1 | |
| Election Day | 747 |
| AVCB | 0 |
| Total | 747 |
| Onekama Township, Precinct 1 | |
| Election Day | 903 |
| AVCB | 0 |
| Total | 903 |
| Pleasanton Township, Precinct 1 | |
| Election Day | 467 |
| AVCB | 0 |
| Total | 467 |
| Springdale Township, Precinct 1 | |
| Election Day | 384 |
| AVCB | 0 |
| Total | 384 |

| | | |
|---|---|---|
| AVCB | 0 | 0 |
| Total | 208 | 238 |
| Charter Township of Filer Township, Precinct 1 | | |
| Election Day | 632 | 566 |
| AVCB | 0 | 0 |
| Total | 632 | 566 |
| Manistee Township, Precinct 1 | | |
| Election Day | 491 | 491 |
| AVCB | 253 | 222 |
| Total | 744 | 713 |
| Maple Grove Township, Precinct 1 | | |
| Election Day | 283 | 267 |
| AVCB | 0 | 0 |
| Total | 283 | 267 |
| Marilla Township, Precinct 1 | | |
| Election Day | 85 | 91 |
| AVCB | 0 | 0 |
| Total | 85 | 91 |
| Norman Township, Precinct 1 | | |
| Election Day | 352 | 367 |
| AVCB | 0 | 0 |
| Total | 352 | 367 |
| Onekama Township, Precinct 1 | | |
| Election Day | 483 | 382 |
| AVCB | 0 | 0 |
| Total | 483 | 382 |
| Pleasanton Township, Precinct 1 | | |
| Election Day | 226 | 217 |
| AVCB | 0 | 0 |
| Total | 226 | 217 |
| Springdale Township, Precinct 1 | | |

| | |
|---|---|
| Stronach Township, Precinct 1 | |
| Election Day | 438 |
| AVCB | 0 |
| Total | 438 |
| Manistee County Michigan - Total | 11,936 |
| **Cumulative** | |
| Cumulative | |
| Election Day | 0 |
| AVCB | 0 |
| Total | 0 |
| Cumulative - Total | 0 |
| County - Total | 11,936 |

| | | |
|---|---|---|
| Election Day | 192 | 167 |
| AVCB | 0 | 0 |
| Total | 192 | 167 |
| Stronach Township, Precinct 1 | | |
| Election Day | 218 | 204 |
| AVCB | 0 | 0 |
| Total | 218 | 204 |
| Manistee County Michigan - Total | 6,105 | 5,312 |
| **Cumulative** | | |
| Cumulative | | |
| Election Day | 0 | 0 |
| AVCB | 0 | 0 |
| Total | 0 | 0 |
| Cumulative - Total | 0 | 0 |
| County - Total | 6,105 | 5,312 |

# State Prop 18-3 Voting

| Precinct | Times Cast |
|---|---|
| **County** | |
| **Manistee County Michigan** | |
| City of Manistee, Precinct 1 | |
| Election Day | 885 |
| AVCB | 565 |
| Total | 1,450 |
| City of Manistee, Precinct 2 | |
| Election Day | 1,017 |
| AVCB | 322 |
| Total | 1,339 |
| Arcadia Township, Precinct 1 | |
| Election Day | 481 |
| AVCB | 0 |
| Total | 481 |
| Bear Lake Township, Precinct 1 | |
| Election Day | 872 |
| AVCB | 0 |
| Total | 872 |
| Brown Township, Precinct 1 | |
| Election Day | 392 |
| AVCB | 0 |
| Total | 392 |
| Cleon Township, Precinct 1 | |
| Election Day | 429 |
| AVCB | 0 |
| Total | 429 |
| Dickson Township, Precinct 1 | |
| Election Day | 473 |
| AVCB | 0 |

| Precinct | Yes | No |
|---|---|---|
| **County** | | |
| **Manistee County Michigan** | | |
| City of Manistee, Precinct 1 | | |
| Election Day | 535 | 322 |
| AVCB | 305 | 248 |
| Total | 840 | 570 |
| City of Manistee, Precinct 2 | | |
| Election Day | 651 | 338 |
| AVCB | 166 | 148 |
| Total | 817 | 486 |
| Arcadia Township, Precinct 1 | | |
| Election Day | 275 | 198 |
| AVCB | 0 | 0 |
| Total | 275 | 198 |
| Bear Lake Township, Precinct 1 | | |
| Election Day | 416 | 435 |
| AVCB | 0 | 0 |
| Total | 416 | 435 |
| Brown Township, Precinct 1 | | |
| Election Day | 230 | 148 |
| AVCB | 0 | 0 |
| Total | 230 | 148 |
| Cleon Township, Precinct 1 | | |
| Election Day | 233 | 183 |
| AVCB | 0 | 0 |
| Total | 233 | 183 |
| Dickson Township, Precinct 1 | | |
| Election Day | 248 | 201 |

| | |
|---|---|
| Total | 473 |
| Charter Township of Filer Township, Precinct 1 | |
| Election Day | 1,257 |
| AVCB | 0 |
| Total | 1,257 |
| Manistee Township, Precinct 1 | |
| Election Day | 1,039 |
| AVCB | 487 |
| Total | 1,526 |
| Maple Grove Township, Precinct 1 | |
| Election Day | 596 |
| AVCB | 0 |
| Total | 596 |
| Marilla Township, Precinct 1 | |
| Election Day | 182 |
| AVCB | 0 |
| Total | 182 |
| Norman Township, Precinct 1 | |
| Election Day | 747 |
| AVCB | 0 |
| Total | 747 |
| Onekama Township, Precinct 1 | |
| Election Day | 903 |
| AVCB | 0 |
| Total | 903 |
| Pleasanton Township, Precinct 1 | |
| Election Day | 467 |
| AVCB | 0 |
| Total | 467 |
| Springdale Township, Precinct 1 | |
| Election Day | 384 |
| AVCB | 0 |
| Total | 384 |

| | | |
|---|---|---|
| AVCB | 0 | 0 |
| Total | 248 | 201 |
| Charter Township of Filer Township, Precinct 1 | | |
| Election Day | 649 | 567 |
| AVCB | 0 | 0 |
| Total | 649 | 567 |
| Manistee Township, Precinct 1 | | |
| Election Day | 588 | 404 |
| AVCB | 257 | 220 |
| Total | 845 | 624 |
| Maple Grove Township, Precinct 1 | | |
| Election Day | 333 | 219 |
| AVCB | 0 | 0 |
| Total | 333 | 219 |
| Marilla Township, Precinct 1 | | |
| Election Day | 101 | 78 |
| AVCB | 0 | 0 |
| Total | 101 | 78 |
| Norman Township, Precinct 1 | | |
| Election Day | 391 | 332 |
| AVCB | 0 | 0 |
| Total | 391 | 332 |
| Onekama Township, Precinct 1 | | |
| Election Day | 520 | 359 |
| AVCB | 0 | 0 |
| Total | 520 | 359 |
| Pleasanton Township, Precinct 1 | | |
| Election Day | 241 | 203 |
| AVCB | 0 | 0 |
| Total | 241 | 203 |
| Springdale Township, Precinct 1 | | |

| Stronach Township, Precinct 1 | |
|---|---|
| Election Day | 438 |
| AVCB | 0 |
| Total | 438 |
| Manistee County Michigan - Total | 11,936 |

| **Cumulative** | |
|---|---|
| Cumulative | |
| Election Day | 0 |
| AVCB | 0 |
| Total | 0 |
| Cumulative - Total | 0 |
| County - Total | 11,936 |

| | | |
|---|---|---|
| Election Day | 206 | 156 |
| AVCB | 0 | 0 |
| Total | 206 | 156 |

| Stronach Township, Precinct 1 | | |
|---|---|---|
| Election Day | 217 | 208 |
| AVCB | 0 | 0 |
| Total | 217 | 208 |
| Manistee County Michigan - Total | 6,562 | 4,967 |

| **Cumulative** | | |
|---|---|---|
| Cumulative | | |
| Election Day | 0 | 0 |
| AVCB | 0 | 0 |
| Total | 0 | 0 |
| Cumulative - Total | 0 | 0 |
| County - Total | 6,562 | 4,967 |

# Dickson Twp Fire Renewal 1

| Precinct | Times Cast |
|---|---|
| **County** | |
| **Manistee County Michigan** | |
| Dickson Township, Precinct 1 | |
| Election Day | 473 |
| AVCB | 0 |
| Total | 473 |
| Manistee County Michigan - Total | 473 |
| **Cumulative** | |
| Cumulative | |
| Election Day | 0 |
| AVCB | 0 |
| Total | 0 |
| Cumulative - Total | 0 |
| County - Total | 473 |

| Precinct | Yes | No |
|---|---|---|
| **County** | | |
| **Manistee County Michigan** | | |
| Dickson Township, Precinct 1 | | |
| Election Day | 290 | 163 |
| AVCB | 0 | 0 |
| Total | 290 | 163 |
| Manistee County Michigan - Total | 290 | 163 |
| **Cumulative** | | |
| Cumulative | | |
| Election Day | 0 | 0 |
| AVCB | 0 | 0 |
| Total | 0 | 0 |
| Cumulative - Total | 0 | 0 |
| County - Total | 290 | 163 |

# Dickson Twp Fire Renewal 2

| Precinct | Times Cast |
|---|---|
| **County** | |
| **Manistee County Michigan** | |
| Dickson Township, Precinct 1 | |
| Election Day | 473 |
| AVCB | 0 |
| Total | 473 |
| Manistee County Michigan - Total | 473 |
| **Cumulative** | |
| Cumulative | |
| Election Day | 0 |
| AVCB | 0 |
| Total | 0 |
| Cumulative - Total | 0 |
| County - Total | 473 |

| Precinct | Yes | No |
|---|---|---|
| **County** | | |
| **Manistee County Michigan** | | |
| Dickson Township, Precinct 1 | | |
| Election Day | 306 | 147 |
| AVCB | 0 | 0 |
| Total | 306 | 147 |
| Manistee County Michigan - Total | 306 | 147 |
| **Cumulative** | | |
| Cumulative | | |
| Election Day | 0 | 0 |
| AVCB | 0 | 0 |
| Total | 0 | 0 |
| Cumulative - Total | 0 | 0 |
| County - Total | 306 | 147 |

# Maple Grove Twp Prop 1

| Precinct | Times Cast |
|---|---|
| **County** | |
| **Manistee County Michigan** | |
| Maple Grove Township, Precinct 1 | |
| Election Day | 596 |
| AVCB | 0 |
| Total | 596 |
| Manistee County Michigan - Total | 596 |
| **Cumulative** | |
| Cumulative | |
| Election Day | 0 |
| AVCB | 0 |
| Total | 0 |
| Cumulative - Total | 0 |
| County - Total | 596 |

| Precinct | Yes | No |
|---|---|---|
| **County** | | |
| **Manistee County Michigan** | | |
| Maple Grove Township, Precinct 1 | | |
| Election Day | 370 | 181 |
| AVCB | 0 | 0 |
| Total | 370 | 181 |
| Manistee County Michigan - Total | 370 | 181 |
| **Cumulative** | | |
| Cumulative | | |
| Election Day | 0 | 0 |
| AVCB | 0 | 0 |
| Total | 0 | 0 |
| Cumulative - Total | 0 | 0 |
| County - Total | 370 | 181 |

# Maple Grove Twp Prop 2

| Precinct | Times Cast |
|---|---|
| **County** | |
| **Manistee County Michigan** | |
| Maple Grove Township, Precinct 1 | |
| Election Day | 596 |
| AVCB | 0 |
| Total | 596 |
| Manistee County Michigan - Total | 596 |
| **Cumulative** | |
| Cumulative | |
| Election Day | 0 |
| AVCB | 0 |
| Total | 0 |
| Cumulative - Total | 0 |
| County - Total | 596 |

| Precinct | Yes | No |
|---|---|---|
| **County** | | |
| **Manistee County Michigan** | | |
| Maple Grove Township, Precinct 1 | | |
| Election Day | 443 | 115 |
| AVCB | 0 | 0 |
| Total | 443 | 115 |
| Manistee County Michigan - Total | 443 | 115 |
| **Cumulative** | | |
| Cumulative | | |
| Election Day | 0 | 0 |
| AVCB | 0 | 0 |
| Total | 0 | 0 |
| Cumulative - Total | 0 | 0 |
| County - Total | 443 | 115 |

# Maple Grove Twp Prop 3

| Precinct | Times Cast |
|---|---|
| **County** | |
| **Manistee County Michigan** | |
| Maple Grove Township, Precinct 1 | |
| Election Day | 596 |
| AVCB | 0 |
| Total | 596 |
| Manistee County Michigan - Total | 596 |
| **Cumulative** | |
| Cumulative | |
| Election Day | 0 |
| AVCB | 0 |
| Total | 0 |
| Cumulative - Total | 0 |
| County - Total | 596 |

| Precinct | Yes | No |
|---|---|---|
| **County** | | |
| **Manistee County Michigan** | | |
| Maple Grove Township, Precinct 1 | | |
| Election Day | 414 | 141 |
| AVCB | 0 | 0 |
| Total | 414 | 141 |
| Manistee County Michigan - Total | 414 | 141 |
| **Cumulative** | | |
| Cumulative | | |
| Election Day | 0 | 0 |
| AVCB | 0 | 0 |
| Total | 0 | 0 |
| Cumulative - Total | 0 | 0 |
| County - Total | 414 | 141 |

# Stronach Twp Prop 1

| Precinct | Times Cast |
|---|---|
| **County** | |
| **Manistee County Michigan** | |
| Stronach Township, Precinct 1 | |
| Election Day | 438 |
| AVCB | 0 |
| Total | 438 |
| Manistee County Michigan - Total | 438 |
| **Cumulative** | |
| Cumulative | |
| Election Day | 0 |
| AVCB | 0 |
| Total | 0 |
| Cumulative - Total | 0 |
| County - Total | 438 |

| Precinct | Yes | No |
|---|---|---|
| **County** | | |
| **Manistee County Michigan** | | |
| Stronach Township, Precinct 1 | | |
| Election Day | 326 | 101 |
| AVCB | 0 | 0 |
| Total | 326 | 101 |
| Manistee County Michigan - Total | 326 | 101 |
| **Cumulative** | | |
| Cumulative | | |
| Election Day | 0 | 0 |
| AVCB | 0 | 0 |
| Total | 0 | 0 |
| Cumulative - Total | 0 | 0 |
| County - Total | 326 | 101 |

# Stronach Twp Prop 2

| Precinct | Times Cast |
|---|---|
| **County** | |
| **Manistee County Michigan** | |
| Stronach Township, Precinct 1 | |
| Election Day | 438 |
| AVCB | 0 |
| Total | 438 |
| Manistee County Michigan - Total | 438 |
| **Cumulative** | |
| Cumulative | |
| Election Day | 0 |
| AVCB | 0 |
| Total | 0 |
| Cumulative - Total | 0 |
| County - Total | 438 |

| Precinct | Yes | No |
|---|---|---|
| **County** | | |
| **Manistee County Michigan** | | |
| Stronach Township, Precinct 1 | | |
| Election Day | 223 | 202 |
| AVCB | 0 | 0 |
| Total | 223 | 202 |
| Manistee County Michigan - Total | 223 | 202 |
| **Cumulative** | | |
| Cumulative | | |
| Election Day | 0 | 0 |
| AVCB | 0 | 0 |
| Total | 0 | 0 |
| Cumulative - Total | 0 | 0 |
| County - Total | 223 | 202 |

# Stronach Twp Prop 3

| Precinct | Times Cast |
|---|---|
| **County** | |
| **Manistee County Michigan** | |
| Stronach Township, Precinct 1 | |
| Election Day | 438 |
| AVCB | 0 |
| Total | 438 |
| Manistee County Michigan - Total | 438 |
| **Cumulative** | |
| Cumulative | |
| Election Day | 0 |
| AVCB | 0 |
| Total | 0 |
| Cumulative - Total | 0 |
| County - Total | 438 |

| Precinct | Yes | No |
|---|---|---|
| **County** | | |
| **Manistee County Michigan** | | |
| Stronach Township, Precinct 1 | | |
| Election Day | 328 | 104 |
| AVCB | 0 | 0 |
| Total | 328 | 104 |
| Manistee County Michigan - Total | 328 | 104 |
| **Cumulative** | | |
| Cumulative | | |
| Election Day | 0 | 0 |
| AVCB | 0 | 0 |
| Total | 0 | 0 |
| Cumulative - Total | 0 | 0 |
| County - Total | 328 | 104 |

# Benzie Co Cent Sch Prop

| Precinct | Times Cast |
|---|---|
| **County** | |
| **Manistee County Michigan** | |
| Cleon Township, Precinct 1 | |
| Election Day | 295 |
| AVCB | 0 |
| Total | 295 |
| Marilla Township, Precinct 1 | |
| Election Day | 0 |
| AVCB | 0 |
| Total | 0 |
| Pleasanton Township, Precinct 1 | |
| Election Day | 12 |
| AVCB | 0 |
| Total | 12 |
| Springdale Township, Precinct 1 | |
| Election Day | 346 |
| AVCB | 0 |
| Total | 346 |
| Manistee County Michigan - Total | 653 |
| **Cumulative** | |
| Cumulative | |
| Election Day | 0 |
| AVCB | 0 |
| Total | 0 |
| Cumulative - Total | 0 |
| County - Total | 653 |

| Precinct | Yes | No |
|---|---|---|
| **County** | | |
| **Manistee County Michigan** | | |
| Cleon Township, Precinct 1 | | |
| Election Day | 163 | 118 |
| AVCB | 0 | 0 |
| Total | 163 | 118 |
| Marilla Township, Precinct 1 | | |
| Election Day | 0 | 0 |
| AVCB | 0 | 0 |
| Total | 0 | 0 |
| Pleasanton Township, Precinct 1 | | |
| Election Day | 4 | 6 |
| AVCB | 0 | 0 |
| Total | 4 | 6 |
| Springdale Township, Precinct 1 | | |
| Election Day | 204 | 120 |
| AVCB | 0 | 0 |
| Total | 204 | 120 |
| Manistee County Michigan - Total | 371 | 244 |
| **Cumulative** | | |
| Cumulative | | |
| Election Day | 0 | 0 |
| AVCB | 0 | 0 |
| Total | 0 | 0 |
| Cumulative - Total | 0 | 0 |
| County - Total | 371 | 244 |

# Manistee Schools Prop

| Precinct | Times Cast |
|---|---|
| **County** | |
| **Manistee County Michigan** | |
| City of Manistee, Precinct 1 | |
| Election Day | 885 |
| AVCB | 565 |
| Total | 1,450 |
| City of Manistee, Precinct 2 | |
| Election Day | 1,017 |
| AVCB | 322 |
| Total | 1,339 |
| Charter Township of Filer Township, Precinct 1 | |
| Election Day | 1,257 |
| AVCB | 0 |
| Total | 1,257 |
| Manistee Township, Precinct 1 | |
| Election Day | 891 |
| AVCB | 410 |
| Total | 1,301 |
| Stronach Township, Precinct 1 | |
| Election Day | 195 |
| AVCB | 0 |
| Total | 195 |
| MASON Grant Twp P1 | |
| Election Day | 165 |
| AVCB | 0 |
| Total | 165 |
| Manistee County Michigan - Total | 5,707 |

| Precinct | Yes | No |
|---|---|---|
| **County** | | |
| **Manistee County Michigan** | | |
| City of Manistee, Precinct 1 | | |
| Election Day | 623 | 223 |
| AVCB | 426 | 117 |
| Total | 1,049 | 340 |
| City of Manistee, Precinct 2 | | |
| Election Day | 685 | 285 |
| AVCB | 222 | 88 |
| Total | 907 | 373 |
| Charter Township of Filer Township, Precinct 1 | | |
| Election Day | 845 | 342 |
| AVCB | 0 | 0 |
| Total | 845 | 342 |
| Manistee Township, Precinct 1 | | |
| Election Day | 560 | 271 |
| AVCB | 286 | 112 |
| Total | 846 | 383 |
| Stronach Township, Precinct 1 | | |
| Election Day | 110 | 71 |
| AVCB | 0 | 0 |
| Total | 110 | 71 |
| MASON Grant Twp P1 | | |
| Election Day | 101 | 64 |
| AVCB | 0 | 0 |
| Total | 101 | 64 |

| **Cumulative** | |
|---|---|
| Cumulative | |
| Election Day | 0 |
| AVCB | 0 |
| Total | 0 |
| Cumulative - Total | 0 |
| County - Total | 5,707 |

| Manistee County Michigan - Total | 3,858 | 1,573 |
|---|---|---|
| **Cumulative** | | |
| Cumulative | | |
| Election Day | 0 | 0 |
| AVCB | 0 | 0 |
| Total | 0 | 0 |
| Cumulative - Total | 0 | 0 |
| County - Total | 3,858 | 1,573 |

# Mesick Schools Prop

| Precinct | Times Cast |
|---|---|
| **County** | |
| **Manistee County Michigan** | |
| Cleon Township, Precinct 1 | |
| Election Day | 134 |
| AVCB | 0 |
| Total | 134 |
| Marilla Township, Precinct 1 | |
| Election Day | 104 |
| AVCB | 0 |
| Total | 104 |
| Manistee County Michigan - Total | 238 |
| **Cumulative** | |
| Cumulative | |
| Election Day | 0 |
| AVCB | 0 |
| Total | 0 |
| Cumulative - Total | 0 |
| County - Total | 238 |

| Precinct | Yes | No |
|---|---|---|
| **County** | | |
| **Manistee County Michigan** | | |
| Cleon Township, Precinct 1 | | |
| Election Day | 63 | 70 |
| AVCB | 0 | 0 |
| Total | 63 | 70 |
| Marilla Township, Precinct 1 | | |
| Election Day | 37 | 66 |
| AVCB | 0 | 0 |
| Total | 37 | 66 |
| Manistee County Michigan - Total | 100 | 136 |
| **Cumulative** | | |
| Cumulative | | |
| Election Day | 0 | 0 |
| AVCB | 0 | 0 |
| Total | 0 | 0 |
| Cumulative - Total | 0 | 0 |
| County - Total | 100 | 136 |

# *CERTIFICATE OF DETERMINATION*

**State of Michigan**
**County of Manistee**

WE DO HEREBY CERTIFY, That the foregoing is a correct statement of the votes given in Manistee County for the offices named in such statement and for the persons designated therein, and other matters submitted, at the General Election held on Tuesday, November 6, 2018.

IN WITNESS WHEREOF, We have hereunto set our hands and caused to be affixed the seal of the Circuit Court for the County of Manistee, State of Michigan, on November 13th, 2018.

Richard J. Nelson

Lee Traeli

Joyce Valentine

ATTEST:

Jill M Nowak
Clerk of the Board of County Canvassers

Carol A Pasco
Board of County Canvassers

---

**State of Michigan**
**County of Manistee**

WE DO HEREBY CERTIFY, That the foregoing is a correct transcript of the statement of the Board of County Canvassers of the County of Manistee of the votes given in such County for the offices named in said statement and for the persons designated therein, and other matters submitted, at the General Election, November 6, 2018, so far as it relates to the votes cast for said office, as appears from the original statement on file in the office of the County Clerk.

IN WITNESS WHEREOF, We have hereunto set our hands and caused to be affixed the seal of the Circuit Court for the County of Manistee, State of Michigan, on November 13th, 2018.

Jill M Nowak
Clerk of the Board of County Canvassers

Carol A Pasco
Chairperson of the Board of County Canvassers

# Manistee City Council D3

| Precinct | Times Cast |
|---|---|
| **County** | |
| **Manistee County Michigan** | |
| City of Manistee, Precinct 1 | |
| Election Day | 885 |
| AVCB | 565 |
| Total | 1,450 |
| City of Manistee, Precinct 2 | |
| Election Day | 1,017 |
| AVCB | 322 |
| Total | 1,339 |
| Manistee County Michigan - Total | 2,789 |
| **Cumulative** | |
| Cumulative | |
| Election Day | 0 |
| AVCB | 0 |
| Total | 0 |
| Cumulative - Total | 0 |
| County - Total | 2,789 |

| Precinct | Roger L. Zielinski |
|---|---|
| **County** | |
| **Manistee County Michigan** | |
| City of Manistee, Precinct 1 | |
| Election Day | 576 |
| AVCB | 342 |
| Total | 918 |
| City of Manistee, Precinct 2 | |
| Election Day | 720 |
| AVCB | 214 |
| Total | 934 |
| Manistee County Michigan - Total | 1,852 |
| **Cumulative** | |
| Cumulative | |
| Election Day | 0 |
| AVCB | 0 |
| Total | 0 |
| Cumulative - Total | 0 |
| County - Total | 1,852 |

# Manistee City Council D5

| Precinct | Times Cast |
|---|---|
| **County** | |
| **Manistee County Michigan** | |
| City of Manistee, Precinct 1 | |
| Election Day | 885 |
| AVCB | 565 |
| Total | 1,450 |
| City of Manistee, Precinct 2 | |
| Election Day | 1,017 |
| AVCB | 322 |
| Total | 1,339 |
| Manistee County Michigan - Total | 2,789 |
| **Cumulative** | |
| Cumulative | |
| Election Day | 0 |
| AVCB | 0 |
| Total | 0 |
| Cumulative - Total | 0 |
| County - Total | 2,789 |

| Precinct | James W. Smith | Michael Szymanski |
|---|---|---|
| **County** | | |
| **Manistee County Michigan** | | |
| City of Manistee, Precinct 1 | | |
| Election Day | 293 | 440 |
| AVCB | 188 | 280 |
| Total | 481 | 720 |
| City of Manistee, Precinct 2 | | |
| Election Day | 354 | 475 |
| AVCB | 124 | 154 |
| Total | 478 | 629 |
| Manistee County Michigan - Total | 959 | 1,349 |
| **Cumulative** | | |
| Cumulative | | |
| Election Day | 0 | 0 |
| AVCB | 0 | 0 |
| Total | 0 | 0 |
| Cumulative - Total | 0 | 0 |
| County - Total | 959 | 1,349 |

# Manistee City Council D7

| Precinct | Times Cast |
|---|---|
| **County** | |
| **Manistee County Michigan** | |
| City of Manistee, Precinct 1 | |
| Election Day | 885 |
| AVCB | 565 |
| Total | 1,450 |
| City of Manistee, Precinct 2 | |
| Election Day | 1,017 |
| AVCB | 322 |
| Total | 1,339 |
| Manistee County Michigan - Total | 2,789 |
| **Cumulative** | |
| Cumulative | |
| Election Day | 0 |
| AVCB | 0 |
| Total | 0 |
| Cumulative - Total | 0 |
| County - Total | 2,789 |

| Precinct | Erin Martin Pontiac |
|---|---|
| **County** | |
| **Manistee County Michigan** | |
| City of Manistee, Precinct 1 | |
| Election Day | 576 |
| AVCB | 326 |
| Total | 902 |
| City of Manistee, Precinct 2 | |
| Election Day | 689 |
| AVCB | 208 |
| Total | 897 |
| Manistee County Michigan - Total | 1,799 |
| **Cumulative** | |
| Cumulative | |
| Election Day | 0 |
| AVCB | 0 |
| Total | 0 |
| Cumulative - Total | 0 |
| County - Total | 1,799 |

# Bear Lake VIL PRESIDENT

| Precinct | Times Cast |
|---|---|
| **County** | |
| **Manistee County Michigan** | |
| Bear Lake Township, Precinct 1 | |
| Election Day | 127 |
| AVCB | 0 |
| Total | 127 |
| Manistee County Michigan - Total | 127 |
| **Cumulative** | |
| Cumulative | |
| Election Day | 0 |
| AVCB | 0 |
| Total | 0 |
| Cumulative - Total | 0 |
| County - Total | 127 |

| Precinct | Marla Evans Qualified Write In | |
|---|---|---|
| **County** | | |
| **Manistee County Michigan** | | |
| Bear Lake Township, Precinct 1 | | |
| Election Day | 29 | |
| AVCB | 0 | |
| Total | 29 | |
| Manistee County Michigan - Total | 29 | |
| **Cumulative** | | |
| Cumulative | | |
| Election Day | 0 | |
| AVCB | 0 | |
| Total | 0 | |
| Cumulative - Total | 0 | |
| County - Total | 29 | |

# Copemish VIL PRESIDENT

| Precinct | Times Cast |
|---|---|
| **County** | |
| **Manistee County Michigan** | |
| Cleon Township, Precinct 1 | |
| Election Day | 82 |
| AVCB | 0 |
| Total | 82 |
| Manistee County Michigan - Total | 82 |
| **Cumulative** | |
| Cumulative | |
| Election Day | 0 |
| AVCB | 0 |
| Total | 0 |
| Cumulative - Total | 0 |
| County - Total | 82 |

| Precinct | Ron Bytwerk | |
|---|---|---|
| **County** | | |
| **Manistee County Michigan** | | |
| Cleon Township, Precinct 1 | | |
| Election Day | 64 | |
| AVCB | 0 | |
| Total | 64 | |
| Manistee County Michigan - Total | 64 | |
| **Cumulative** | | |
| Cumulative | | |
| Election Day | 0 | |
| AVCB | 0 | |
| Total | 0 | |
| Cumulative - Total | 0 | |
| County - Total | 64 | |

# Eastlake VIL PRESIDENT

| Precinct | Times Cast |
|---|---|
| **County** | |
| **Manistee County Michigan** | |
| Manistee Township, Precinct 1 | |
| Election Day | 136 |
| AVCB | 64 |
| Total | 200 |
| Manistee County Michigan - Total | 200 |
| **Cumulative** | |
| Cumulative | |
| Election Day | 0 |
| AVCB | 0 |
| Total | 0 |
| Cumulative - Total | 0 |
| County - Total | 200 |

| Precinct | Jeff Sandberg | |
|---|---|---|
| **County** | | |
| **Manistee County Michigan** | | |
| Manistee Township, Precinct 1 | | |
| Election Day | 111 | |
| AVCB | 52 | |
| Total | 163 | |
| Manistee County Michigan - Total | 163 | |
| **Cumulative** | | |
| Cumulative | | |
| Election Day | 0 | |
| AVCB | 0 | |
| Total | 0 | |
| Cumulative - Total | 0 | |
| County - Total | 163 | |

# Kaleva VIL PRESIDENT

| Precinct | Times Cast |
|---|---|
| **County** | |
| **Manistee County Michigan** | |
| Maple Grove Township, Precinct 1 | |
| Election Day | 223 |
| AVCB | 0 |
| Total | 223 |
| Manistee County Michigan - Total | 223 |
| **Cumulative** | |
| Cumulative | |
| Election Day | 0 |
| AVCB | 0 |
| Total | 0 |
| Cumulative - Total | 0 |
| County - Total | 223 |

| Precinct | Tony Covell | Kimberly Somsel |
|---|---|---|
| **County** | | |
| **Manistee County Michigan** | | |
| Maple Grove Township, Precinct 1 | | |
| Election Day | 86 | 118 |
| AVCB | 0 | 0 |
| Total | 86 | 118 |
| Manistee County Michigan - Total | 86 | 118 |
| **Cumulative** | | |
| Cumulative | | |
| Election Day | 0 | 0 |
| AVCB | 0 | 0 |
| Total | 0 | 0 |
| Cumulative - Total | 0 | 0 |
| County - Total | 86 | 118 |

# Onekama VIL PRESIDENT

| Precinct | Times Cast |
|---|---|
| **County** | |
| **Manistee County Michigan** | |
| Onekama Township, Precinct 1 | |
| Election Day | 243 |
| AVCB | 0 |
| Total | 243 |
| Manistee County Michigan - Total | 243 |
| **Cumulative** | |
| Cumulative | |
| Election Day | 0 |
| AVCB | 0 |
| Total | 0 |
| Cumulative - Total | 0 |
| County - Total | 243 |

| Precinct | Ray Franz Qualified Write In |
|---|---|
| **County** | |
| **Manistee County Michigan** | |
| Onekama Township, Precinct 1 | |
| Election Day | 52 |
| AVCB | 0 |
| Total | 52 |
| Manistee County Michigan - Total | 52 |
| **Cumulative** | |
| Cumulative | |
| Election Day | 0 |
| AVCB | 0 |
| Total | 0 |
| Cumulative - Total | 0 |
| County - Total | 52 |

# Bear Lake VIL CLERK

| Precinct | Times Cast |
|---|---|
| **County** | |
| **Manistee County Michigan** | |
| Bear Lake Township, Precinct 1 | |
| Election Day | 127 |
| AVCB | 0 |
| Total | 127 |
| Manistee County Michigan - Total | 127 |
| **Cumulative** | |
| Cumulative | |
| Election Day | 0 |
| AVCB | 0 |
| Total | 0 |
| Cumulative - Total | 0 |
| County - Total | 127 |

| Precinct | Dendra Best | Cynthia McPherson |
|---|---|---|
| **County** | | |
| **Manistee County Michigan** | | |
| Bear Lake Township, Precinct 1 | | |
| Election Day | 46 | 70 |
| AVCB | 0 | 0 |
| Total | 46 | 70 |
| Manistee County Michigan - Total | 46 | 70 |
| **Cumulative** | | |
| Cumulative | | |
| Election Day | 0 | 0 |
| AVCB | 0 | 0 |
| Total | 0 | 0 |
| Cumulative - Total | 0 | 0 |
| County - Total | 46 | 70 |

# Eastlake VIL CLERK

| Precinct | Times Cast | Precinct |
|---|---|---|
| **County** | | **County** |
| **Manistee County Michigan** | | **Manistee County Michigan** |
| Manistee Township, Precinct 1 | | Manistee Township, Precinct 1 |
| Election Day | 136 | Election Day |
| AVCB | 64 | AVCB |
| Total | 200 | Total |
| Manistee County Michigan - Total | 200 | Manistee County Michigan - Total |
| **Cumulative** | | **Cumulative** |
| Cumulative | | Cumulative |
| Election Day | 0 | Election Day |
| AVCB | 0 | AVCB |
| Total | 0 | Total |
| Cumulative - Total | 0 | Cumulative - Total |
| County - Total | 200 | County - Total |

# Kaleva VIL CLERK

| Precinct | Times Cast |
|---|---|
| **County** | |
| **Manistee County Michigan** | |
| Maple Grove Township, Precinct 1 | |
| Election Day | 223 |
| AVCB | 0 |
| Total | 223 |
| Manistee County Michigan - Total | 223 |
| **Cumulative** | |
| Cumulative | |
| Election Day | 0 |
| AVCB | 0 |
| Total | 0 |
| Cumulative - Total | 0 |
| County - Total | 223 |

| Precinct | Sonya L. Potts |
|---|---|
| **County** | |
| **Manistee County Michigan** | |
| Maple Grove Township, Precinct 1 | |
| Election Day | 154 |
| AVCB | 0 |
| Total | 154 |
| Manistee County Michigan - Total | 154 |
| **Cumulative** | |
| Cumulative | |
| Election Day | 0 |
| AVCB | 0 |
| Total | 0 |
| Cumulative - Total | 0 |
| County - Total | 154 |

# Onekama VIL CLERK

| Precinct | Times Cast |
|---|---|
| **County** | |
| **Manistee County Michigan** | |
| Onekama Township, Precinct 1 | |
| Election Day | 243 |
| AVCB | 0 |
| Total | 243 |
| Manistee County Michigan - Total | 243 |
| **Cumulative** | |
| Cumulative | |
| Election Day | 0 |
| AVCB | 0 |
| Total | 0 |
| Cumulative - Total | 0 |
| County - Total | 243 |

| Precinct | Ruth M. Hudson |
|---|---|
| **County** | |
| **Manistee County Michigan** | |
| Onekama Township, Precinct 1 | |
| Election Day | 203 |
| AVCB | 0 |
| Total | 203 |
| Manistee County Michigan - Total | 203 |
| **Cumulative** | |
| Cumulative | |
| Election Day | 0 |
| AVCB | 0 |
| Total | 0 |
| Cumulative - Total | 0 |
| County - Total | 203 |

# Bear Lake VIL TREASURER

| Precinct | Times Cast |
|---|---|
| **County** | |
| **Manistee County Michigan** | |
| Bear Lake Township, Precinct 1 | |
| Election Day | 127 |
| AVCB | 0 |
| Total | 127 |
| Manistee County Michigan - Total | 127 |
| **Cumulative** | |
| Cumulative | |
| Election Day | 0 |
| AVCB | 0 |
| Total | 0 |
| Cumulative - Total | 0 |
| County - Total | 127 |

| Precinct | Sally King |
|---|---|
| **County** | |
| **Manistee County Michigan** | |
| Bear Lake Township, Precinct 1 | |
| Election Day | 92 |
| AVCB | 0 |
| Total | 92 |
| Manistee County Michigan - Total | 92 |
| **Cumulative** | |
| Cumulative | |
| Election Day | 0 |
| AVCB | 0 |
| Total | 0 |
| Cumulative - Total | 0 |
| County - Total | 92 |

# Eastlake VIL TREASURER

| Precinct | Times Cast |
|---|---|
| **County** | |
| **Manistee County Michigan** | |
| Manistee Township, Precinct 1 | |
| Election Day | 136 |
| AVCB | 64 |
| Total | 200 |
| Manistee County Michigan - Total | 200 |
| **Cumulative** | |
| Cumulative | |
| Election Day | 0 |
| AVCB | 0 |
| Total | 0 |
| Cumulative - Total | 0 |
| County - Total | 200 |

| Precinct | Bonnie Dutkavich |
|---|---|
| **County** | |
| **Manistee County Michigan** | |
| Manistee Township, Precinct 1 | |
| Election Day | 104 |
| AVCB | 46 |
| Total | 150 |
| Manistee County Michigan - Total | 150 |
| **Cumulative** | |
| Cumulative | |
| Election Day | 0 |
| AVCB | 0 |
| Total | 0 |
| Cumulative - Total | 0 |
| County - Total | 150 |

# Kaleva VIL TREASURER

| Precinct | Times Cast |
|---|---|
| **County** | |
| **Manistee County Michigan** | |
| Maple Grove Township, Precinct 1 | |
| Election Day | 223 |
| AVCB | 0 |
| Total | 223 |
| Manistee County Michigan - Total | 223 |
| **Cumulative** | |
| Cumulative | |
| Election Day | 0 |
| AVCB | 0 |
| Total | 0 |
| Cumulative - Total | 0 |
| County - Total | 223 |

| Precinct | Judith A. Schafer |
|---|---|
| **County** | |
| **Manistee County Michigan** | |
| Maple Grove Township, Precinct 1 | |
| Election Day | 159 |
| AVCB | 0 |
| Total | 159 |
| Manistee County Michigan - Total | 159 |
| **Cumulative** | |
| Cumulative | |
| Election Day | 0 |
| AVCB | 0 |
| Total | 0 |
| Cumulative - Total | 0 |
| County - Total | 159 |

# Onekama VIL TREASURER

| Precinct | Times Cast |
|---|---|
| **County** | |
| **Manistee County Michigan** | |
| Onekama Township, Precinct 1 | |
| Election Day | 243 |
| AVCB | 0 |
| Total | 243 |
| Manistee County Michigan - Total | 243 |
| **Cumulative** | |
| Cumulative | |
| Election Day | 0 |
| AVCB | 0 |
| Total | 0 |
| Cumulative - Total | 0 |
| County - Total | 243 |

| Precinct | Nikki Jach |
|---|---|
| **County** | |
| **Manistee County Michigan** | |
| Onekama Township, Precinct 1 | |
| Election Day | 200 |
| AVCB | 0 |
| Total | 200 |
| Manistee County Michigan - Total | 200 |
| **Cumulative** | |
| Cumulative | |
| Election Day | 0 |
| AVCB | 0 |
| Total | 0 |
| Cumulative - Total | 0 |
| County - Total | 200 |

# Bear Lake VIL TRUSTEE

| Precinct | Times Cast |
|---|---|
| **County** | |
| **Manistee County Michigan** | |
| Bear Lake Township, Precinct 1 | |
| Election Day | 127 |
| AVCB | 0 |
| Total | 127 |
| Manistee County Michigan - Total | 127 |
| **Cumulative** | |
| Cumulative | |
| Election Day | 0 |
| AVCB | 0 |
| Total | 0 |
| Cumulative - Total | 0 |
| County - Total | 127 |

| Precinct | Rodney Gee | Andrea Ware |
|---|---|---|
| **County** | | |
| **Manistee County Michigan** | | |
| Bear Lake Township, Precinct 1 | | |
| Election Day | 59 | 95 |
| AVCB | 0 | 0 |
| Total | 59 | 95 |
| Manistee County Michigan - Total | 59 | 95 |
| **Cumulative** | | |
| Cumulative | | |
| Election Day | 0 | 0 |
| AVCB | 0 | 0 |
| Total | 0 | 0 |
| Cumulative - Total | 0 | 0 |
| County - Total | 59 | 95 |

# Copemish VIL TRUSTEE

| Precinct | Times Cast |
|---|---|
| **County** | |
| **Manistee County Michigan** | |
| Cleon Township, Precinct 1 | |
| Election Day | 82 |
| AVCB | 0 |
| Total | 82 |
| Manistee County Michigan - Total | 82 |
| **Cumulative** | |
| Cumulative | |
| Election Day | 0 |
| AVCB | 0 |
| Total | 0 |
| Cumulative - Total | 0 |
| County - Total | 82 |

| Precinct | David Myers | Earl C. Witkop |
|---|---|---|
| **County** | | |
| **Manistee County Michigan** | | |
| Cleon Township, Precinct 1 | | |
| Election Day | 41 | 57 |
| AVCB | 0 | 0 |
| Total | 41 | 57 |
| Manistee County Michigan - Total | 41 | 57 |
| **Cumulative** | | |
| Cumulative | | |
| Election Day | 0 | 0 |
| AVCB | 0 | 0 |
| Total | 0 | 0 |
| Cumulative - Total | 0 | 0 |
| County - Total | 41 | 57 |

# Eastlake VIL TRUSTEE

| Precinct | Times Cast |
|---|---|
| **County** | |
| **Manistee County Michigan** | |
| Manistee Township, Precinct 1 | |
| Election Day | 136 |
| AVCB | 64 |
| Total | 200 |
| Manistee County Michigan - Total | 200 |
| **Cumulative** | |
| Cumulative | |
| Election Day | 0 |
| AVCB | 0 |
| Total | 0 |
| Cumulative - Total | 0 |
| County - Total | 200 |

| Precinct | Sue Adamski | Eleanor DeYoung | Robert Banicki Qualified Write In | Joni Krolczyk Qualified Write In |
|---|---|---|---|---|
| **County** | | | | |
| **Manistee County Michigan** | | | | |
| Manistee Township, Precinct 1 | | | | |
| Election Day | 105 | 81 | 9 | 11 |
| AVCB | 43 | 43 | 7 | 3 |
| Total | 148 | 124 | 16 | 14 |
| Manistee County Michigan - Total | 148 | 124 | 16 | 14 |
| **Cumulative** | | | | |
| Cumulative | | | | |
| Election Day | 0 | 0 | 0 | 0 |
| AVCB | 0 | 0 | 0 | 0 |
| Total | 0 | 0 | 0 | 0 |
| Cumulative - Total | 0 | 0 | 0 | 0 |
| County - Total | 148 | 124 | 16 | 14 |

# Kaleva VIL TRUSTEE

| Precinct | Times Cast |
|---|---|
| **County** | |
| **Manistee County Michigan** | |
| Maple Grove Township, Precinct 1 | |
| Election Day | 223 |
| AVCB | 0 |
| Total | 223 |
| Manistee County Michigan - Total | 223 |
| **Cumulative** | |
| Cumulative | |
| Election Day | 0 |
| AVCB | 0 |
| Total | 0 |
| Cumulative - Total | 0 |
| County - Total | 223 |

| Precinct | Dixie Howes |
|---|---|
| **County** | |
| **Manistee County Michigan** | |
| Maple Grove Township, Precinct 1 | |
| Election Day | 183 |
| AVCB | 0 |
| Total | 183 |
| Manistee County Michigan - Total | 183 |
| **Cumulative** | |
| Cumulative | |
| Election Day | 0 |
| AVCB | 0 |
| Total | 0 |
| Cumulative - Total | 0 |
| County - Total | 183 |

# Onekama VIL TRUSTEE

| Precinct | Times Cast |
|---|---|
| **County** | |
| **Manistee County Michigan** | |
| Onekama Township, Precinct 1 | |
| Election Day | 243 |
| AVCB | 0 |
| Total | 243 |
| Manistee County Michigan - Total | 243 |
| **Cumulative** | |
| Cumulative | |
| Election Day | 0 |
| AVCB | 0 |
| Total | 0 |
| Cumulative - Total | 0 |
| County - Total | 243 |

| Precinct | Roger R. Burger | Ralph W. Drumm | Alfred S. Reitman |
|---|---|---|---|
| **County** | | | |
| **Manistee County Michigan** | | | |
| Onekama Township, Precinct 1 | | | |
| Election Day | 157 | 145 | 137 |
| AVCB | 0 | 0 | 0 |
| Total | 157 | 145 | 137 |
| Manistee County Michigan - Total | 157 | 145 | 137 |
| **Cumulative** | | | |
| Cumulative | | | |
| Election Day | 0 | 0 | 0 |
| AVCB | 0 | 0 | 0 |
| Total | 0 | 0 | 0 |
| Cumulative - Total | 0 | 0 | 0 |
| County - Total | 157 | 145 | 137 |

# Onekama VIL TRUSTEE Partial

| Precinct | Times Cast |
|---|---|
| **County** | |
| **Manistee County Michigan** | |
| Onekama Township, Precinct 1 | |
| Election Day | 243 |
| AVCB | 0 |
| Total | 243 |
| Manistee County Michigan - Total | 243 |
| **Cumulative** | |
| Cumulative | |
| Election Day | 0 |
| AVCB | 0 |
| Total | 0 |
| Cumulative - Total | 0 |
| County - Total | 243 |

| Precinct | Rodney D. Hudson |
|---|---|
| **County** | |
| **Manistee County Michigan** | |
| Onekama Township, Precinct 1 | |
| Election Day | 180 |
| AVCB | 0 |
| Total | 180 |
| Manistee County Michigan - Total | 180 |
| **Cumulative** | |
| Cumulative | |
| Election Day | 0 |
| AVCB | 0 |
| Total | 0 |
| Cumulative - Total | 0 |
| County - Total | 180 |

# Bear School Bd

| Precinct | Times Cast |
|---|---|
| **County** | |
| **Manistee County Michigan** | |
| Bear Lake Township, Precinct 1 | |
| Election Day | 624 |
| AVCB | 0 |
| Total | 624 |
| Pleasanton Township, Precinct 1 | |
| Election Day | 453 |
| AVCB | 0 |
| Total | 453 |
| Manistee County Michigan - Total | 1,077 |
| **Cumulative** | |
| Cumulative | |
| Election Day | 0 |
| AVCB | 0 |
| Total | 0 |
| Cumulative - Total | 0 |
| County - Total | 1,077 |

| Precinct | Gregory Paul Babinec | Eric Smith |
|---|---|---|
| **County** | | |
| **Manistee County Michigan** | | |
| Bear Lake Township, Precinct 1 | | |
| Election Day | 426 | 409 |
| AVCB | 0 | 0 |
| Total | 426 | 409 |
| Pleasanton Township, Precinct 1 | | |
| Election Day | 283 | 276 |
| AVCB | 0 | 0 |
| Total | 283 | 276 |
| Manistee County Michigan - Total | 709 | 685 |
| **Cumulative** | | |
| Cumulative | | |
| Election Day | 0 | 0 |
| AVCB | 0 | 0 |
| Total | 0 | 0 |
| Cumulative - Total | 0 | 0 |
| County - Total | 709 | 685 |

# Benzie Ctral School Bd

| Precinct | Times Cast |
|---|---|
| **County** | |
| **Manistee County Michigan** | |
| Cleon Township, Precinct 1 | |
| Election Day | 295 |
| AVCB | 0 |
| Total | 295 |
| Marilla Township, Precinct 1 | |
| Election Day | 0 |
| AVCB | 0 |
| Total | 0 |
| Pleasanton Township, Precinct 1 | |
| Election Day | 12 |
| AVCB | 0 |
| Total | 12 |
| Springdale Township, Precinct 1 | |
| Election Day | 346 |
| AVCB | 0 |
| Total | 346 |
| Manistee County Michigan - Total | 653 |
| **Cumulative** | |
| Cumulative | |
| Election Day | 0 |
| AVCB | 0 |
| Total | 0 |
| Cumulative - Total | 0 |
| County - Total | 653 |

| Precinct | Lori Cota Hill | Amber Pomper | Philip J. Wysocki |
|---|---|---|---|
| **County** | | | |
| **Manistee County Michigan** | | | |
| Cleon Township, Precinct 1 | | | |
| Election Day | 141 | 138 | 93 |
| AVCB | 0 | 0 | 0 |
| Total | 141 | 138 | 93 |
| Marilla Township, Precinct 1 | | | |
| Election Day | 0 | 0 | 0 |
| AVCB | 0 | 0 | 0 |
| Total | 0 | 0 | 0 |
| Pleasanton Township, Precinct 1 | | | |
| Election Day | 2 | 2 | 2 |
| AVCB | 0 | 0 | 0 |
| Total | 2 | 2 | 2 |
| Springdale Township, Precinct 1 | | | |
| Election Day | 164 | 162 | 129 |
| AVCB | 0 | 0 | 0 |
| Total | 164 | 162 | 129 |
| Manistee County Michigan - Total | 307 | 302 | 224 |
| **Cumulative** | | | |
| Cumulative | | | |
| Election Day | 0 | 0 | 0 |
| AVCB | 0 | 0 | 0 |
| Total | 0 | 0 | 0 |
| Cumulative - Total | 0 | 0 | 0 |
| County - Total | 307 | 302 | 224 |

# Kal-Nor-Dixon School Bd

| Precinct | Times Cast |
|---|---|
| **County** | |
| **Manistee County Michigan** | |
| Bear Lake Township, Precinct 1 | |
| Election Day | 41 |
| AVCB | 0 |
| Total | 41 |
| Brown Township, Precinct 1 | |
| Election Day | 134 |
| AVCB | 0 |
| Total | 134 |
| Dickson Township, Precinct 1 | |
| Election Day | 473 |
| AVCB | 0 |
| Total | 473 |
| Maple Grove Township, Precinct 1 | |
| Election Day | 596 |
| AVCB | 0 |
| Total | 596 |
| Marilla Township, Precinct 1 | |
| Election Day | 78 |
| AVCB | 0 |
| Total | 78 |
| Norman Township, Precinct 1 | |
| Election Day | 747 |
| AVCB | 0 |
| Total | 747 |

| Precinct | Kathleen Fairbanks | Robert J. Guenther | Karen McIntire | Randy Sanovic | Jessica Ward | Josh Morrison Qualified Write In |
|---|---|---|---|---|---|---|
| **County** | | | | | | |
| **Manistee County Michigan** | | | | | | |
| Bear Lake Township, Precinct 1 | | | | | | |
| Election Day | 23 | 26 | 16 | 17 | 27 | 1 |
| AVCB | 0 | 0 | 0 | 0 | 0 | 0 |
| Total | 23 | 26 | 16 | 17 | 27 | 1 |
| Brown Township, Precinct 1 | | | | | | |
| Election Day | 75 | 63 | 67 | 41 | 68 | 0 |
| AVCB | 0 | 0 | 0 | 0 | 0 | 0 |
| Total | 75 | 63 | 67 | 41 | 68 | 0 |
| Dickson Township, Precinct 1 | | | | | | |
| Election Day | 241 | 207 | 216 | 166 | 258 | 27 |
| AVCB | 0 | 0 | 0 | 0 | 0 | 0 |
| Total | 241 | 207 | 216 | 166 | 258 | 27 |
| Maple Grove Township, Precinct 1 | | | | | | |
| Election Day | 275 | 227 | 223 | 191 | 295 | 9 |
| AVCB | 0 | 0 | 0 | 0 | 0 | 0 |
| Total | 275 | 227 | 223 | 191 | 295 | 9 |
| Marilla Township, Precinct 1 | | | | | | |
| Election Day | 45 | 34 | 39 | 32 | 43 | 0 |
| AVCB | 0 | 0 | 0 | 0 | 0 | 0 |
| Total | 45 | 34 | 39 | 32 | 43 | 0 |
| Norman Township, Precinct 1 | | | | | | |
| Election Day | 411 | 354 | 337 | 197 | 343 | 22 |
| AVCB | 0 | 0 | 0 | 0 | 0 | 0 |

| | |
|---|---|
| Pleasanton Township, Precinct 1 | |
| Election Day | 2 |
| AVCB | 0 |
| Total | 2 |
| Springdale Township, Precinct 1 | |
| Election Day | 38 |
| AVCB | 0 |
| Total | 38 |
| Stronach Township, Precinct 1 | |
| Election Day | 226 |
| AVCB | 0 |
| Total | 226 |
| MASON Meade Twp P1 | |
| Election Day | 24 |
| AVCB | 0 |
| Total | 24 |
| LAKE Elk Twp P1 | |
| Election Day | 213 |
| AVCB | 0 |
| Total | 213 |
| Manistee County Michigan - Total | 2,572 |
| **Cumulative** | |
| Cumulative | |
| Election Day | 0 |
| AVCB | 0 |
| Total | 0 |
| Cumulative - Total | 0 |
| County - Total | 2,572 |

| | | | | | | |
|---|---|---|---|---|---|---|
| Total | 411 | 354 | 337 | 197 | 343 | 22 |
| Pleasanton Township, Precinct 1 | | | | | | |
| Election Day | 2 | 2 | 2 | 0 | 2 | 0 |
| AVCB | 0 | 0 | 0 | 0 | 0 | 0 |
| Total | 2 | 2 | 2 | 0 | 2 | 0 |
| Springdale Township, Precinct 1 | | | | | | |
| Election Day | 9 | 13 | 14 | 13 | 13 | 0 |
| AVCB | 0 | 0 | 0 | 0 | 0 | 0 |
| Total | 9 | 13 | 14 | 13 | 13 | 0 |
| Stronach Township, Precinct 1 | | | | | | |
| Election Day | 100 | 109 | 96 | 82 | 106 | 0 |
| AVCB | 0 | 0 | 0 | 0 | 0 | 0 |
| Total | 100 | 109 | 96 | 82 | 106 | 0 |
| MASON Meade Twp P1 | | | | | | |
| Election Day | 21 | 15 | 19 | 18 | 20 | 0 |
| AVCB | 0 | 0 | 0 | 0 | 0 | 0 |
| Total | 21 | 15 | 19 | 18 | 20 | 0 |
| LAKE Elk Twp P1 | | | | | | |
| Election Day | 213 | 134 | 168 | 97 | 136 | 20 |
| AVCB | 0 | 0 | 0 | 0 | 0 | 0 |
| Total | 213 | 134 | 168 | 97 | 136 | 0 |
| Manistee County Michigan - Total | 1,415 | 1,184 | 1,197 | 854 | 1,311 | 79 |
| **Cumulative** | | | | | | |
| Cumulative | | | | | | |
| Election Day | 0 | 0 | 0 | 0 | 0 | 0 |
| AVCB | 0 | 0 | 0 | 0 | 0 | 0 |
| Total | 0 | 0 | 0 | 0 | 0 | 0 |
| Cumulative - Total | 0 | 0 | 0 | 0 | 0 | 0 |
| County - Total | 1,415 | 1,184 | 1,197 | 854 | 1,311 | 79 |

# Manistee School Bd

| Precinct | Times Cast |
|---|---|
| **County** | |
| **Manistee County Michigan** | |
| City of Manistee, Precinct 1 | |
| Election Day | 885 |
| AVCB | 565 |
| Total | 1,450 |
| City of Manistee, Precinct 2 | |
| Election Day | 1,017 |
| AVCB | 322 |
| Total | 1,339 |
| Charter Township of Filer Township, Precinct 1 | |
| Election Day | 1,257 |
| AVCB | 0 |
| Total | 1,257 |
| Manistee Township, Precinct 1 | |
| Election Day | 891 |
| AVCB | 410 |
| Total | 1,301 |
| Stronach Township, Precinct 1 | |
| Election Day | 195 |
| AVCB | 0 |
| Total | 195 |
| MASON Grant Twp P1 | |
| Election Day | 165 |
| AVCB | 0 |
| Total | 165 |
| Manistee County Michigan - Total | 5,707 |

| Precinct | Theresa Anderson | Paul J. Antal | Paul R. Wehrmeister |
|---|---|---|---|
| **County** | | | |
| **Manistee County Michigan** | | | |
| City of Manistee, Precinct 1 | | | |
| Election Day | 510 | 483 | 446 |
| AVCB | 343 | 354 | 327 |
| Total | 853 | 837 | 773 |
| City of Manistee, Precinct 2 | | | |
| Election Day | 545 | 567 | 487 |
| AVCB | 192 | 196 | 203 |
| Total | 737 | 763 | 690 |
| Charter Township of Filer Township, Precinct 1 | | | |
| Election Day | 724 | 797 | 765 |
| AVCB | 0 | 0 | 0 |
| Total | 724 | 797 | 765 |
| Manistee Township, Precinct 1 | | | |
| Election Day | 502 | 508 | 488 |
| AVCB | 305 | 307 | 291 |
| Total | 807 | 815 | 779 |
| Stronach Township, Precinct 1 | | | |
| Election Day | 108 | 116 | 114 |
| AVCB | 0 | 0 | 0 |
| Total | 108 | 116 | 114 |
| MASON Grant Twp P1 | | | |
| Election Day | 107 | 109 | 105 |
| AVCB | 0 | 0 | 0 |
| Total | 107 | 109 | 105 |

| **Cumulative** | |
|---|---|
| Cumulative | |
| Election Day | 0 |
| AVCB | 0 |
| Total | 0 |
| Cumulative - Total | 0 |
| County - Total | 5,707 |

| Manistee County Michigan - Total | 3,336 | 3,437 | 3,226 |
|---|---|---|---|
| **Cumulative** | | | |
| Cumulative | | | |
| Election Day | 0 | 0 | 0 |
| AVCB | 0 | 0 | 0 |
| Total | 0 | 0 | 0 |
| Cumulative - Total | 0 | 0 | 0 |
| County - Total | 3,336 | 3,437 | 3,226 |

# Mason Co Estrn School Bd

| Precinct | Times Cast |
|---|---|
| **County** | |
| **Manistee County Michigan** | |
| Stronach Township, Precinct 1 | |
| Election Day | 17 |
| AVCB | 0 |
| Total | 17 |
| Manistee County Michigan - Total | 17 |
| **Cumulative** | |
| Cumulative | |
| Election Day | 0 |
| AVCB | 0 |
| Total | 0 |
| Cumulative - Total | 0 |
| County - Total | 17 |

| Precinct | Corliss T. Gulembo IV | Tanya Hawke Qualified Write In | Samantha Savich Qualified Write In | Curtis Andrew Stewart Qualified Write In |
|---|---|---|---|---|
| **County** | | | | |
| **Manistee County Michigan** | | | | |
| Stronach Township, Precinct 1 | | | | |
| Election Day | 12 | 0 | 0 | 0 |
| AVCB | 0 | 0 | 0 | 0 |
| Total | 12 | 0 | 0 | 0 |
| Manistee County Michigan - Total | 12 | 0 | 0 | 0 |
| **Cumulative** | | | | |
| Cumulative | | | | |
| Election Day | 0 | 0 | 0 | 0 |
| AVCB | 0 | 0 | 0 | 0 |
| Total | 0 | 0 | 0 | 0 |
| Cumulative - Total | 0 | 0 | 0 | 0 |
| County - Total | 12 | 0 | 0 | 0 |

# Mesick School Bd

| Precinct | Times Cast |
|---|---|
| **County** | |
| **Manistee County Michigan** | |
| Cleon Township, Precinct 1 | |
| Election Day | 134 |
| AVCB | 0 |
| Total | 134 |
| Marilla Township, Precinct 1 | |
| Election Day | 104 |
| AVCB | 0 |
| Total | 104 |
| Manistee County Michigan - Total | 238 |
| **Cumulative** | |
| Cumulative | |
| Election Day | 0 |
| AVCB | 0 |
| Total | 0 |
| Cumulative - Total | 0 |
| County - Total | 238 |

| Precinct | Jason M. Abraham | Eric Spencer |
|---|---|---|
| **County** | | |
| **Manistee County Michigan** | | |
| Cleon Township, Precinct 1 | | |
| Election Day | 91 | 85 |
| AVCB | 0 | 0 |
| Total | 91 | 85 |
| Marilla Township, Precinct 1 | | |
| Election Day | 78 | 64 |
| AVCB | 0 | 0 |
| Total | 78 | 64 |
| Manistee County Michigan - Total | 169 | 149 |
| **Cumulative** | | |
| Cumulative | | |
| Election Day | 0 | 0 |
| AVCB | 0 | 0 |
| Total | 0 | 0 |
| Cumulative - Total | 0 | 0 |
| County - Total | 169 | 149 |

# Mesick School Bd Partial

| Precinct | Times Cast |
|---|---|
| **County** | |
| **Manistee County Michigan** | |
| Cleon Township, Precinct 1 | |
| Election Day | 134 |
| AVCB | 0 |
| Total | 134 |
| Marilla Township, Precinct 1 | |
| Election Day | 104 |
| AVCB | 0 |
| Total | 104 |
| Manistee County Michigan - Total | 238 |
| **Cumulative** | |
| Cumulative | |
| Election Day | 0 |
| AVCB | 0 |
| Total | 0 |
| Cumulative - Total | 0 |
| County - Total | 238 |

| Precinct | Joe Barkman |
|---|---|
| **County** | |
| **Manistee County Michigan** | |
| Cleon Township, Precinct 1 | |
| Election Day | 94 |
| AVCB | 0 |
| Total | 94 |
| Marilla Township, Precinct 1 | |
| Election Day | 77 |
| AVCB | 0 |
| Total | 77 |
| Manistee County Michigan - Total | 171 |
| **Cumulative** | |
| Cumulative | |
| Election Day | 0 |
| AVCB | 0 |
| Total | 0 |
| Cumulative - Total | 0 |
| County - Total | 171 |

# Onekama School Bd

| Precinct | Times Cast |
|---|---|
| **County** | |
| **Manistee County Michigan** | |
| Arcadia Township, Precinct 1 | |
| Election Day | 481 |
| AVCB | 0 |
| Total | 481 |
| Bear Lake Township, Precinct 1 | |
| Election Day | 207 |
| AVCB | 0 |
| Total | 207 |
| Brown Township, Precinct 1 | |
| Election Day | 258 |
| AVCB | 0 |
| Total | 258 |
| Manistee Township, Precinct 1 | |
| Election Day | 148 |
| AVCB | 77 |
| Total | 225 |
| Onekama Township, Precinct 1 | |
| Election Day | 903 |
| AVCB | 0 |
| Total | 903 |
| Pleasanton Township, Precinct 1 | |
| Election Day | 0 |
| AVCB | 0 |
| Total | 0 |

| Precinct | Nicholas Dye | Rachelle Hrachovina | Gary Madden | Heidi Wisniski |
|---|---|---|---|---|
| **County** | | | | |
| **Manistee County Michigan** | | | | |
| Arcadia Township, Precinct 1 | | | | |
| Election Day | 163 | 250 | 179 | 223 |
| AVCB | 0 | 0 | 0 | 0 |
| Total | 163 | 250 | 179 | 223 |
| Bear Lake Township, Precinct 1 | | | | |
| Election Day | 72 | 123 | 82 | 111 |
| AVCB | 0 | 0 | 0 | 0 |
| Total | 72 | 123 | 82 | 111 |
| Brown Township, Precinct 1 | | | | |
| Election Day | 100 | 118 | 100 | 148 |
| AVCB | 0 | 0 | 0 | 0 |
| Total | 100 | 118 | 100 | 148 |
| Manistee Township, Precinct 1 | | | | |
| Election Day | 58 | 81 | 53 | 70 |
| AVCB | 36 | 43 | 36 | 49 |
| Total | 94 | 124 | 89 | 119 |
| Onekama Township, Precinct 1 | | | | |
| Election Day | 382 | 512 | 381 | 508 |
| AVCB | 0 | 0 | 0 | 0 |
| Total | 382 | 512 | 381 | 508 |
| Pleasanton Township, Precinct 1 | | | | |
| Election Day | 0 | 0 | 0 | 0 |
| AVCB | 0 | 0 | 0 | 0 |
| Total | 0 | 0 | 0 | 0 |

| | |
|---|---|
| Manistee County Michigan - Total | 2,074 |

| **Cumulative** | |
|---|---|
| Cumulative | |
| Election Day | 0 |
| AVCB | 0 |
| Total | 0 |
| Cumulative - Total | 0 |
| County - Total | 2,074 |

| | | | | |
|---|---|---|---|---|
| Manistee County Michigan - Total | 811 | 1,127 | 831 | 1,109 |

| **Cumulative** | | | | |
|---|---|---|---|---|
| Cumulative | | | | |
| Election Day | 0 | 0 | 0 | 0 |
| AVCB | 0 | 0 | 0 | 0 |
| Total | 0 | 0 | 0 | 0 |
| Cumulative - Total | 0 | 0 | 0 | 0 |
| County - Total | 811 | 1,127 | 831 | 1,109 |

# Onekama School Bd Partial

| Precinct | Times Cast |
|---|---|
| **County** | |
| **Manistee County Michigan** | |
| Arcadia Township, Precinct 1 | |
| Election Day | 481 |
| AVCB | 0 |
| Total | 481 |
| Bear Lake Township, Precinct 1 | |
| Election Day | 207 |
| AVCB | 0 |
| Total | 207 |
| Brown Township, Precinct 1 | |
| Election Day | 258 |
| AVCB | 0 |
| Total | 258 |
| Manistee Township, Precinct 1 | |
| Election Day | 148 |
| AVCB | 77 |
| Total | 225 |
| Onekama Township, Precinct 1 | |
| Election Day | 903 |
| AVCB | 0 |
| Total | 903 |
| Pleasanton Township, Precinct 1 | |
| Election Day | 0 |
| AVCB | 0 |
| Total | 0 |

| Precinct | Gary Madden Qualified Write In |
|---|---|
| **County** | |
| **Manistee County Michigan** | |
| Arcadia Township, Precinct 1 | |
| Election Day | 2 |
| AVCB | 0 |
| Total | 2 |
| Bear Lake Township, Precinct 1 | |
| Election Day | 1 |
| AVCB | 0 |
| Total | 1 |
| Brown Township, Precinct 1 | |
| Election Day | 1 |
| AVCB | 0 |
| Total | 1 |
| Manistee Township, Precinct 1 | |
| Election Day | 2 |
| AVCB | 4 |
| Total | 6 |
| Onekama Township, Precinct 1 | |
| Election Day | 5 |
| AVCB | 0 |
| Total | 5 |
| Pleasanton Township, Precinct 1 | |
| Election Day | 0 |
| AVCB | 0 |
| Total | 0 |

| | |
|---|---|
| Manistee County Michigan - Total | 2,074 |

| **Cumulative** | |
|---|---|
| Cumulative | |
| Election Day | 0 |
| AVCB | 0 |
| Total | 0 |
| Cumulative - Total | 0 |
| County - Total | 2,074 |

| | |
|---|---|
| Manistee County Michigan - Total | 15 |

| **Cumulative** | |
|---|---|
| Cumulative | |
| Election Day | 0 |
| AVCB | 0 |
| Total | 0 |
| Cumulative - Total | 0 |
| County - Total | 15 |

# State Prop 18-1 Marijuana

| Precinct | Times Cast |
|---|---|
| **County** | |
| **Manistee County Michigan** | |
| City of Manistee, Precinct 1 | |
| Election Day | 885 |
| AVCB | 565 |
| Total | 1,450 |
| City of Manistee, Precinct 2 | |
| Election Day | 1,017 |
| AVCB | 322 |
| Total | 1,339 |
| Arcadia Township, Precinct 1 | |
| Election Day | 481 |
| AVCB | 0 |
| Total | 481 |
| Bear Lake Township, Precinct 1 | |
| Election Day | 872 |
| AVCB | 0 |
| Total | 872 |
| Brown Township, Precinct 1 | |
| Election Day | 392 |
| AVCB | 0 |
| Total | 392 |
| Cleon Township, Precinct 1 | |
| Election Day | 429 |
| AVCB | 0 |
| Total | 429 |
| Dickson Township, Precinct 1 | |
| Election Day | 473 |
| AVCB | 0 |

| Precinct | Yes | No |
|---|---|---|
| **County** | | |
| **Manistee County Michigan** | | |
| City of Manistee, Precinct 1 | | |
| Election Day | 540 | 337 |
| AVCB | 227 | 327 |
| Total | 767 | 664 |
| City of Manistee, Precinct 2 | | |
| Election Day | 681 | 326 |
| AVCB | 121 | 193 |
| Total | 802 | 519 |
| Arcadia Township, Precinct 1 | | |
| Election Day | 221 | 248 |
| AVCB | 0 | 0 |
| Total | 221 | 248 |
| Bear Lake Township, Precinct 1 | | |
| Election Day | 389 | 467 |
| AVCB | 0 | 0 |
| Total | 389 | 467 |
| Brown Township, Precinct 1 | | |
| Election Day | 198 | 183 |
| AVCB | 0 | 0 |
| Total | 198 | 183 |
| Cleon Township, Precinct 1 | | |
| Election Day | 233 | 194 |
| AVCB | 0 | 0 |
| Total | 233 | 194 |
| Dickson Township, Precinct 1 | | |
| Election Day | 244 | 216 |

| | |
|---|---|
| Total | 473 |
| Charter Township of Filer Township, Precinct 1 | |
| Election Day | 1,257 |
| AVCB | 0 |
| Total | 1,257 |
| Manistee Township, Precinct 1 | |
| Election Day | 1,039 |
| AVCB | 487 |
| Total | 1,526 |
| Maple Grove Township, Precinct 1 | |
| Election Day | 596 |
| AVCB | 0 |
| Total | 596 |
| Marilla Township, Precinct 1 | |
| Election Day | 182 |
| AVCB | 0 |
| Total | 182 |
| Norman Township, Precinct 1 | |
| Election Day | 747 |
| AVCB | 0 |
| Total | 747 |
| Onekama Township, Precinct 1 | |
| Election Day | 903 |
| AVCB | 0 |
| Total | 903 |
| Pleasanton Township, Precinct 1 | |
| Election Day | 467 |
| AVCB | 0 |
| Total | 467 |
| Springdale Township, Precinct 1 | |
| Election Day | 384 |
| AVCB | 0 |
| Total | 384 |

| | | |
|---|---|---|
| AVCB | 0 | 0 |
| Total | 244 | 216 |
| Charter Township of Filer Township, Precinct 1 | | |
| Election Day | 490 | 740 |
| AVCB | 0 | 0 |
| Total | 490 | 740 |
| Manistee Township, Precinct 1 | | |
| Election Day | 511 | 494 |
| AVCB | 193 | 286 |
| Total | 704 | 780 |
| Maple Grove Township, Precinct 1 | | |
| Election Day | 359 | 216 |
| AVCB | 0 | 0 |
| Total | 359 | 216 |
| Marilla Township, Precinct 1 | | |
| Election Day | 106 | 75 |
| AVCB | 0 | 0 |
| Total | 106 | 75 |
| Norman Township, Precinct 1 | | |
| Election Day | 389 | 349 |
| AVCB | 0 | 0 |
| Total | 389 | 349 |
| Onekama Township, Precinct 1 | | |
| Election Day | 416 | 465 |
| AVCB | 0 | 0 |
| Total | 416 | 465 |
| Pleasanton Township, Precinct 1 | | |
| Election Day | 213 | 236 |
| AVCB | 0 | 0 |
| Total | 213 | 236 |
| Springdale Township, Precinct 1 | | |

| | |
|---|---|
| Stronach Township, Precinct 1 | |
| Election Day | 438 |
| AVCB | 0 |
| Total | 438 |
| Manistee County Michigan - Total | 11,936 |
| **Cumulative** | |
| Cumulative | |
| Election Day | 0 |
| AVCB | 0 |
| Total | 0 |
| Cumulative - Total | 0 |
| County - Total | 11,936 |

| | | |
|---|---|---|
| Election Day | 196 | 182 |
| AVCB | 0 | 0 |
| Total | 196 | 182 |
| Stronach Township, Precinct 1 | | |
| Election Day | 211 | 222 |
| AVCB | 0 | 0 |
| Total | 211 | 222 |
| Manistee County Michigan - Total | 5,938 | 5,756 |
| **Cumulative** | | |
| Cumulative | | |
| Election Day | 0 | 0 |
| AVCB | 0 | 0 |
| Total | 0 | 0 |
| Cumulative - Total | 0 | 0 |
| County - Total | 5,938 | 5,756 |

# State Prop 18-2 Redistricting

| Precinct | Times Cast |
|---|---|
| **County** | |
| **Manistee County Michigan** | |
| City of Manistee, Precinct 1 | |
| Election Day | 885 |
| AVCB | 565 |
| Total | 1,450 |
| City of Manistee, Precinct 2 | |
| Election Day | 1,017 |
| AVCB | 322 |
| Total | 1,339 |
| Arcadia Township, Precinct 1 | |
| Election Day | 481 |
| AVCB | 0 |
| Total | 481 |
| Bear Lake Township, Precinct 1 | |
| Election Day | 872 |
| AVCB | 0 |
| Total | 872 |
| Brown Township, Precinct 1 | |
| Election Day | 392 |
| AVCB | 0 |
| Total | 392 |
| Cleon Township, Precinct 1 | |
| Election Day | 429 |
| AVCB | 0 |
| Total | 429 |
| Dickson Township, Precinct 1 | |
| Election Day | 473 |
| AVCB | 0 |

| Precinct | Yes | No |
|---|---|---|
| **County** | | |
| **Manistee County Michigan** | | |
| City of Manistee, Precinct 1 | | |
| Election Day | 520 | 331 |
| AVCB | 318 | 230 |
| Total | 838 | 561 |
| City of Manistee, Precinct 2 | | |
| Election Day | 597 | 388 |
| AVCB | 177 | 131 |
| Total | 774 | 519 |
| Arcadia Township, Precinct 1 | | |
| Election Day | 273 | 197 |
| AVCB | 0 | 0 |
| Total | 273 | 197 |
| Bear Lake Township, Precinct 1 | | |
| Election Day | 400 | 439 |
| AVCB | 0 | 0 |
| Total | 400 | 439 |
| Brown Township, Precinct 1 | | |
| Election Day | 205 | 167 |
| AVCB | 0 | 0 |
| Total | 205 | 167 |
| Cleon Township, Precinct 1 | | |
| Election Day | 192 | 217 |
| AVCB | 0 | 0 |
| Total | 192 | 217 |
| Dickson Township, Precinct 1 | | |
| Election Day | 208 | 238 |

| | |
|---|---|
| Pleasanton Township, Precinct 1 | |
| Election Day | 467 |
| AVCB | 0 |
| Total | 467 |
| Springdale Township, Precinct 1 | |
| Election Day | 384 |
| AVCB | 0 |
| Total | 384 |
| Stronach Township, Precinct 1 | |
| Election Day | 438 |
| AVCB | 0 |
| Total | 438 |
| Manistee County Michigan - Total | 11,936 |
| **Cumulative** | |
| Cumulative | |
| Election Day | 0 |
| AVCB | 0 |
| Total | 0 |
| Cumulative - Total | 0 |
| County - Total | 11,936 |

| | | | | | | | | | | | |
|---|---|---|---|---|---|---|---|---|---|---|---|
| | Total | 430 | 395 | 327 | 316 | 9 | 15 | 12 | 25 | 12 | 8 |
| Pleasanton Township, Precinct 1 | | | | | | | | | | | |
| | Election Day | 224 | 208 | 144 | 131 | 10 | 16 | 2 | 12 | 8 | 10 |
| | AVCB | 0 | 0 | 0 | 0 | 0 | 0 | 0 | 0 | 0 | 0 |
| | Total | 224 | 208 | 144 | 131 | 10 | 16 | 2 | 12 | 8 | 10 |
| Springdale Township, Precinct 1 | | | | | | | | | | | |
| | Election Day | 182 | 173 | 104 | 101 | 13 | 14 | 2 | 12 | 11 | 9 |
| | AVCB | 0 | 0 | 0 | 0 | 0 | 0 | 0 | 0 | 0 | 0 |
| | Total | 182 | 173 | 104 | 101 | 13 | 14 | 2 | 12 | 11 | 9 |
| Stronach Township, Precinct 1 | | | | | | | | | | | |
| | Election Day | 185 | 175 | 139 | 145 | 4 | 10 | 10 | 16 | 9 | 6 |
| | AVCB | 0 | 0 | 0 | 0 | 0 | 0 | 0 | 0 | 0 | 0 |
| | Total | 185 | 175 | 139 | 145 | 4 | 10 | 10 | 16 | 9 | 6 |
| Manistee County Michigan - Total | | 5,124 | 4,613 | 4,047 | 3,880 | 232 | 262 | 197 | 391 | 213 | 195 |
| **Cumulative** | | | | | | | | | | | |
| Cumulative | | | | | | | | | | | |
| | Election Day | 0 | 0 | 0 | 0 | 0 | 0 | 0 | 0 | 0 | 0 |
| | AVCB | 0 | 0 | 0 | 0 | 0 | 0 | 0 | 0 | 0 | 0 |
| | Total | 0 | 0 | 0 | 0 | 0 | 0 | 0 | 0 | 0 | 0 |
| Cumulative - Total | | 0 | 0 | 0 | 0 | 0 | 0 | 0 | 0 | 0 | 0 |
| County - Total | | 5,124 | 4,613 | 4,047 | 3,880 | 232 | 262 | 197 | 391 | 213 | 195 |

# MSU Trustee

| Precinct | Times Cast | Precinct | Dave Dutch (REP) | Mike Miller (REP) | Brianna T. Scott (DEM) | Kelly Charron Tebay (DEM) | Bruce Campbell (LIB) | Tim Orzechowski (LIB) | Janet M. Sanger (UST) | John Paul Sanger (UST) | Aaron Mariasy (GRN) | Bridgette R. Abraham-Guzman (NLP) |
|---|---|---|---|---|---|---|---|---|---|---|---|---|
| **County** | | **County** | | | | | | | | | | |
| **Manistee County Michigan** | | **Manistee County Michigan** | | | | | | | | | | |
| City of Manistee, Precinct 1 | | City of Manistee, Precinct 1 | | | | | | | | | | |
| Election Day | 885 | Election Day | 288 | 294 | 364 | 320 | 30 | 28 | 23 | 15 | 15 | 13 |
| AVCB | 565 | AVCB | 238 | 250 | 241 | 216 | 9 | 4 | 8 | 2 | 3 | 4 |
| Total | 1,450 | Total | 526 | 544 | 605 | 536 | 39 | 32 | 31 | 17 | 18 | 17 |
| City of Manistee, Precinct 2 | | City of Manistee, Precinct 2 | | | | | | | | | | |
| Election Day | 1,017 | Election Day | 292 | 296 | 411 | 362 | 48 | 26 | 24 | 11 | 25 | 23 |
| AVCB | 322 | AVCB | 105 | 111 | 141 | 140 | 8 | 11 | 12 | 5 | 3 | 3 |
| Total | 1,339 | Total | 397 | 407 | 552 | 502 | 56 | 37 | 36 | 16 | 28 | 26 |
| Arcadia Township, Precinct 1 | | Arcadia Township, Precinct 1 | | | | | | | | | | |
| Election Day | 481 | Election Day | 180 | 191 | 190 | 173 | 16 | 7 | 11 | 8 | 5 | 4 |
| AVCB | 0 | AVCB | 0 | 0 | 0 | 0 | 0 | 0 | 0 | 0 | 0 | 0 |
| Total | 481 | Total | 180 | 191 | 190 | 173 | 16 | 7 | 11 | 8 | 5 | 4 |
| Bear Lake Township, Precinct 1 | | Bear Lake Township, Precinct 1 | | | | | | | | | | |
| Election Day | 872 | Election Day | 404 | 408 | 239 | 218 | 24 | 17 | 14 | 12 | 12 | 12 |
| AVCB | 0 | AVCB | 0 | 0 | 0 | 0 | 0 | 0 | 0 | 0 | 0 | 0 |
| Total | 872 | Total | 404 | 408 | 239 | 218 | 24 | 17 | 14 | 12 | 12 | 12 |
| Brown Township, Precinct 1 | | Brown Township, Precinct 1 | | | | | | | | | | |
| Election Day | 392 | Election Day | 169 | 176 | 118 | 117 | 11 | 8 | 16 | 7 | 5 | 5 |
| AVCB | 0 | AVCB | 0 | 0 | 0 | 0 | 0 | 0 | 0 | 0 | 0 | 0 |
| Total | 392 | Total | 169 | 176 | 118 | 117 | 11 | 8 | 16 | 7 | 5 | 5 |
| Cleon Township, Precinct 1 | | Cleon Township, Precinct 1 | | | | | | | | | | |
| Election Day | 429 | Election Day | 203 | 197 | 126 | 103 | 12 | 10 | 13 | 8 | 6 | 12 |

| | | | | | | | | | | | | |
|---|---|---|---|---|---|---|---|---|---|---|---|---|
| AVCB | 0 | AVCB | 0 | 0 | 0 | 0 | 0 | 0 | 0 | 0 | 0 | 0 |
| Total | 429 | Total | 203 | 197 | 126 | 103 | 12 | 10 | 13 | 8 | 6 | 12 |
| Dickson Township, Precinct 1 | | Dickson Township, Precinct 1 | | | | | | | | | | |
| Election Day | 473 | Election Day | 216 | 209 | 129 | 118 | 19 | 11 | 12 | 14 | 4 | 8 |
| AVCB | 0 | AVCB | 0 | 0 | 0 | 0 | 0 | 0 | 0 | 0 | 0 | 0 |
| Total | 473 | Total | 216 | 209 | 129 | 118 | 19 | 11 | 12 | 14 | 4 | 8 |
| Charter Township of Filer Township, Precinct 1 | | Charter Township of Filer Township, Precinct 1 | | | | | | | | | | |
| Election Day | 1,257 | Election Day | 468 | 494 | 495 | 455 | 17 | 17 | 23 | 13 | 8 | 19 |
| AVCB | 0 | AVCB | 0 | 0 | 0 | 0 | 0 | 0 | 0 | 0 | 0 | 0 |
| Total | 1,257 | Total | 468 | 494 | 495 | 455 | 17 | 17 | 23 | 13 | 8 | 19 |
| Manistee Township, Precinct 1 | | Manistee Township, Precinct 1 | | | | | | | | | | |
| Election Day | 1,039 | Election Day | 388 | 390 | 388 | 337 | 26 | 16 | 24 | 13 | 28 | 21 |
| AVCB | 487 | AVCB | 181 | 200 | 222 | 206 | 6 | 6 | 17 | 15 | 5 | 5 |
| Total | 1,526 | Total | 569 | 590 | 610 | 543 | 32 | 22 | 41 | 28 | 33 | 26 |
| Maple Grove Township, Precinct 1 | | Maple Grove Township, Precinct 1 | | | | | | | | | | |
| Election Day | 596 | Election Day | 234 | 214 | 190 | 173 | 19 | 19 | 20 | 12 | 10 | 15 |
| AVCB | 0 | AVCB | 0 | 0 | 0 | 0 | 0 | 0 | 0 | 0 | 0 | 0 |
| Total | 596 | Total | 234 | 214 | 190 | 173 | 19 | 19 | 20 | 12 | 10 | 15 |
| Marilla Township, Precinct 1 | | Marilla Township, Precinct 1 | | | | | | | | | | |
| Election Day | 182 | Election Day | 77 | 85 | 40 | 41 | 5 | 4 | 13 | 9 | 2 | 3 |
| AVCB | 0 | AVCB | 0 | 0 | 0 | 0 | 0 | 0 | 0 | 0 | 0 | 0 |
| Total | 182 | Total | 77 | 85 | 40 | 41 | 5 | 4 | 13 | 9 | 2 | 3 |
| Norman Township, Precinct 1 | | Norman Township, Precinct 1 | | | | | | | | | | |
| Election Day | 747 | Election Day | 311 | 322 | 234 | 206 | 19 | 14 | 22 | 18 | 11 | 15 |
| AVCB | 0 | AVCB | 0 | 0 | 0 | 0 | 0 | 0 | 0 | 0 | 0 | 0 |
| Total | 747 | Total | 311 | 322 | 234 | 206 | 19 | 14 | 22 | 18 | 11 | 15 |
| Onekama Township, Precinct 1 | | Onekama Township, Precinct 1 | | | | | | | | | | |
| Election Day | 903 | Election Day | 394 | 421 | 341 | 318 | 16 | 12 | 20 | 7 | 11 | 10 |
| AVCB | 0 | AVCB | 0 | 0 | 0 | 0 | 0 | 0 | 0 | 0 | 0 | 0 |
| Total | 903 | | | | | | | | | | | |

| | |
|---|---|
| Pleasanton Township, Precinct 1 | |
| Election Day | 467 |
| AVCB | 0 |
| Total | 467 |
| Springdale Township, Precinct 1 | |
| Election Day | 384 |
| AVCB | 0 |
| Total | 384 |
| Stronach Township, Precinct 1 | |
| Election Day | 438 |
| AVCB | 0 |
| Total | 438 |
| Manistee County Michigan - Total | 11,936 |
| **Cumulative** | |
| Cumulative | |
| Election Day | 0 |
| AVCB | 0 |
| Total | 0 |
| Cumulative - Total | 0 |
| County - Total | 11,936 |

| | | | | | | | | | | | |
|---|---|---|---|---|---|---|---|---|---|---|---|
| | Total | 394 | 421 | 341 | 318 | 16 | 12 | 20 | 7 | 11 | 10 |
| Pleasanton Township, Precinct 1 | | | | | | | | | | | |
| | Election Day | 208 | 221 | 146 | 138 | 16 | 9 | 8 | 3 | 5 | 11 |
| | AVCB | 0 | 0 | 0 | 0 | 0 | 0 | 0 | 0 | 0 | 0 |
| | Total | 208 | 221 | 146 | 138 | 16 | 9 | 8 | 3 | 5 | 11 |
| Springdale Township, Precinct 1 | | | | | | | | | | | |
| | Election Day | 175 | 177 | 116 | 103 | 17 | 11 | 7 | 5 | 11 | 6 |
| | AVCB | 0 | 0 | 0 | 0 | 0 | 0 | 0 | 0 | 0 | 0 |
| | Total | 175 | 177 | 116 | 103 | 17 | 11 | 7 | 5 | 11 | 6 |
| Stronach Township, Precinct 1 | | | | | | | | | | | |
| | Election Day | 173 | 179 | 148 | 134 | 9 | 8 | 21 | 16 | 5 | 6 |
| | AVCB | 0 | 0 | 0 | 0 | 0 | 0 | 0 | 0 | 0 | 0 |
| | Total | 173 | 179 | 148 | 134 | 9 | 8 | 21 | 16 | 5 | 6 |
| Manistee County Michigan - Total | | 4,704 | 4,835 | 4,279 | 3,878 | 327 | 238 | 308 | 193 | 174 | 195 |
| **Cumulative** | | | | | | | | | | | |
| Cumulative | | | | | | | | | | | |
| | Election Day | 0 | 0 | 0 | 0 | 0 | 0 | 0 | 0 | 0 | 0 |
| | AVCB | 0 | 0 | 0 | 0 | 0 | 0 | 0 | 0 | 0 | 0 |
| | Total | 0 | 0 | 0 | 0 | 0 | 0 | 0 | 0 | 0 | 0 |
| Cumulative - Total | | 0 | 0 | 0 | 0 | 0 | 0 | 0 | 0 | 0 | 0 |
| County - Total | | 4,704 | 4,835 | 4,279 | 3,878 | 327 | 238 | 308 | 193 | 174 | 195 |

# Wayne State Gov

| Precinct | Times Cast | Precinct | Diane Dunaskiss (REP) | David Nicholson (REP) | Bryan C. Barnhill (DEM) | Anil Kumar (DEM) | Jon Elgas (LIB) | John T. Hargenrader (LIB) | Christine C. Schwartz (UST) | Marc Joseph Sosnowski (UST) |
|---|---|---|---|---|---|---|---|---|---|---|
| **County** | | **County** | | | | | | | | |
| **Manistee County Michigan** | | **Manistee County Michigan** | | | | | | | | |
| City of Manistee, Precinct 1 | | City of Manistee, Precinct 1 | | | | | | | | |
| Election Day | 885 | Election Day | 311 | 285 | 349 | 296 | 28 | 19 | 42 | 12 |
| AVCB | 565 | AVCB | 254 | 247 | 223 | 199 | 9 | 5 | 18 | 7 |
| Total | 1,450 | Total | 565 | 532 | 572 | 495 | 37 | 24 | 60 | 19 |
| City of Manistee, Precinct 2 | | City of Manistee, Precinct 2 | | | | | | | | |
| Election Day | 1,017 | Election Day | 319 | 287 | 396 | 339 | 40 | 34 | 42 | 20 |
| AVCB | 322 | AVCB | 112 | 116 | 133 | 122 | 7 | 4 | 18 | 13 |
| Total | 1,339 | Total | 431 | 403 | 529 | 461 | 47 | 38 | 60 | 33 |
| Arcadia Township, Precinct 1 | | Arcadia Township, Precinct 1 | | | | | | | | |
| Election Day | 481 | Election Day | 186 | 178 | 172 | 170 | 19 | 10 | 19 | 9 |
| AVCB | 0 | AVCB | 0 | 0 | 0 | 0 | 0 | 0 | 0 | 0 |
| Total | 481 | Total | 186 | 178 | 172 | 170 | 19 | 10 | 19 | 9 |
| Bear Lake Township, Precinct 1 | | Bear Lake Township, Precinct 1 | | | | | | | | |
| Election Day | 872 | Election Day | 414 | 392 | 232 | 204 | 23 | 20 | 27 | 18 |
| AVCB | 0 | AVCB | 0 | 0 | 0 | 0 | 0 | 0 | 0 | 0 |
| Total | 872 | Total | 414 | 392 | 232 | 204 | 23 | 20 | 27 | 18 |
| Brown Township, Precinct 1 | | Brown Township, Precinct 1 | | | | | | | | |
| Election Day | 392 | Election Day | 174 | 158 | 126 | 105 | 12 | 14 | 22 | 10 |
| AVCB | 0 | AVCB | 0 | 0 | 0 | 0 | 0 | 0 | 0 | 0 |
| Total | 392 | Total | 174 | 158 | 126 | 105 | 12 | 14 | 22 | 10 |
| Cleon Township, Precinct 1 | | Cleon Township, Precinct 1 | | | | | | | | |
| Election Day | 429 | Election Day | 210 | 209 | 117 | 103 | 13 | 12 | 16 | 10 |
| AVCB | 0 | | | | | | | | | |

| | |
|---|---|
| Total | 429 |
| Dickson Township, Precinct 1 | |
| Election Day | 473 |
| AVCB | 0 |
| Total | 473 |
| Charter Township of Filer Township, Precinct 1 | |
| Election Day | 1,257 |
| AVCB | 0 |
| Total | 1,257 |
| Manistee Township, Precinct 1 | |
| Election Day | 1,039 |
| AVCB | 487 |
| Total | 1,526 |
| Maple Grove Township, Precinct 1 | |
| Election Day | 596 |
| AVCB | 0 |
| Total | 596 |
| Marilla Township, Precinct 1 | |
| Election Day | 182 |
| AVCB | 0 |
| Total | 182 |
| Norman Township, Precinct 1 | |
| Election Day | 747 |
| AVCB | 0 |
| Total | 747 |
| Onekama Township, Precinct 1 | |
| Election Day | 903 |
| AVCB | 0 |
| Total | 903 |
| Pleasanton Township, Precinct 1 | |
| Election Day | 467 |

| | | | | | | | | |
|---|---|---|---|---|---|---|---|---|
| AVCB | 0 | 0 | 0 | 0 | 0 | 0 | 0 | 0 |
| Total | 210 | 209 | 117 | 103 | 13 | 12 | 16 | 10 |
| Dickson Township, Precinct 1 | | | | | | | | |
| Election Day | 228 | 206 | 125 | 109 | 11 | 13 | 24 | 17 |
| AVCB | 0 | 0 | 0 | 0 | 0 | 0 | 0 | 0 |
| Total | 228 | 206 | 125 | 109 | 11 | 13 | 24 | 17 |
| Charter Township of Filer Township, Precinct 1 | | | | | | | | |
| Election Day | 505 | 461 | 468 | 433 | 28 | 19 | 42 | 16 |
| AVCB | 0 | 0 | 0 | 0 | 0 | 0 | 0 | 0 |
| Total | 505 | 461 | 468 | 433 | 28 | 19 | 42 | 16 |
| Manistee Township, Precinct 1 | | | | | | | | |
| Election Day | 425 | 386 | 356 | 321 | 30 | 20 | 51 | 20 |
| AVCB | 205 | 201 | 211 | 195 | 6 | 3 | 25 | 18 |
| Total | 630 | 587 | 567 | 516 | 36 | 23 | 76 | 38 |
| Maple Grove Township, Precinct 1 | | | | | | | | |
| Election Day | 241 | 224 | 178 | 158 | 21 | 17 | 27 | 14 |
| AVCB | 0 | 0 | 0 | 0 | 0 | 0 | 0 | 0 |
| Total | 241 | 224 | 178 | 158 | 21 | 17 | 27 | 14 |
| Marilla Township, Precinct 1 | | | | | | | | |
| Election Day | 81 | 89 | 43 | 38 | 3 | 1 | 13 | 7 |
| AVCB | 0 | 0 | 0 | 0 | 0 | 0 | 0 | 0 |
| Total | 81 | 89 | 43 | 38 | 3 | 1 | 13 | 7 |
| Norman Township, Precinct 1 | | | | | | | | |
| Election Day | 329 | 312 | 216 | 202 | 17 | 14 | 37 | 19 |
| AVCB | 0 | 0 | 0 | 0 | 0 | 0 | 0 | 0 |
| Total | 329 | 312 | 216 | 202 | 17 | 14 | 37 | 19 |
| Onekama Township, Precinct 1 | | | | | | | | |
| Election Day | 424 | 398 | 316 | 309 | 15 | 14 | 30 | 15 |
| AVCB | 0 | 0 | 0 | 0 | 0 | 0 | 0 | 0 |
| Total | 424 | 398 | 316 | 309 | 15 | 14 | 30 | 15 |

| | |
|---|---|
| AVCB | 0 |
| Total | 467 |
| Springdale Township, Precinct 1 | |
| Election Day | 384 |
| AVCB | 0 |
| Total | 384 |
| Stronach Township, Precinct 1 | |
| Election Day | 438 |
| AVCB | 0 |
| Total | 438 |
| Manistee County Michigan - Total | 11,936 |
| **Cumulative** | |
| Cumulative | |
| Election Day | 0 |
| AVCB | 0 |
| Total | 0 |
| Cumulative - Total | 0 |
| County - Total | 11,936 |

| | | | | | | | | |
|---|---|---|---|---|---|---|---|---|
| Pleasanton Township, Precinct 1 | | | | | | | | |
| Election Day | 221 | 206 | 134 | 122 | 20 | 13 | 17 | 12 |
| AVCB | 0 | 0 | 0 | 0 | 0 | 0 | 0 | 0 |
| Total | 221 | 206 | 134 | 122 | 20 | 13 | 17 | 12 |
| Springdale Township, Precinct 1 | | | | | | | | |
| Election Day | 176 | 164 | 115 | 98 | 19 | 13 | 12 | 6 |
| AVCB | 0 | 0 | 0 | 0 | 0 | 0 | 0 | 0 |
| Total | 176 | 164 | 115 | 98 | 19 | 13 | 12 | 6 |
| Stronach Township, Precinct 1 | | | | | | | | |
| Election Day | 183 | 176 | 148 | 128 | 11 | 10 | 21 | 15 |
| AVCB | 0 | 0 | 0 | 0 | 0 | 0 | 0 | 0 |
| Total | 183 | 176 | 148 | 128 | 11 | 10 | 21 | 15 |
| Manistee County Michigan - Total | 4,998 | 4,695 | 4,058 | 3,651 | 332 | 255 | 503 | 258 |
| **Cumulative** | | | | | | | | |
| Cumulative | | | | | | | | |
| Election Day | 0 | 0 | 0 | 0 | 0 | 0 | 0 | 0 |
| AVCB | 0 | 0 | 0 | 0 | 0 | 0 | 0 | 0 |
| Total | 0 | 0 | 0 | 0 | 0 | 0 | 0 | 0 |
| Cumulative - Total | 0 | 0 | 0 | 0 | 0 | 0 | 0 | 0 |
| County - Total | 4,998 | 4,695 | 4,058 | 3,651 | 332 | 255 | 503 | 258 |

# County Comm 1

| Precinct | Times Cast |
|---|---|
| **County** | |
| **Manistee County Michigan** | |
| Arcadia Township, Precinct 1 | |
| Election Day | 481 |
| AVCB | 0 |
| Total | 481 |
| Bear Lake Township, Precinct 1 | |
| Election Day | 872 |
| AVCB | 0 |
| Total | 872 |
| Onekama Township, Precinct 1 | |
| Election Day | 174 |
| AVCB | 0 |
| Total | 174 |
| Pleasanton Township, Precinct 1 | |
| Election Day | 467 |
| AVCB | 0 |
| Total | 467 |
| Manistee County Michigan - Total | 1,994 |
| **Cumulative** | |
| Cumulative | |
| Election Day | 0 |
| AVCB | 0 |
| Total | 0 |
| Cumulative - Total | 0 |
| County - Total | 1,994 |

| Precinct | Pauline Jaquish (REP) |
|---|---|
| **County** | |
| **Manistee County Michigan** | |
| Arcadia Township, Precinct 1 | |
| Election Day | 347 |
| AVCB | 0 |
| Total | 347 |
| Bear Lake Township, Precinct 1 | |
| Election Day | 707 |
| AVCB | 0 |
| Total | 707 |
| Onekama Township, Precinct 1 | |
| Election Day | 139 |
| AVCB | 0 |
| Total | 139 |
| Pleasanton Township, Precinct 1 | |
| Election Day | 369 |
| AVCB | 0 |
| Total | 369 |
| Manistee County Michigan - Total | 1,562 |
| **Cumulative** | |
| Cumulative | |
| Election Day | 0 |
| AVCB | 0 |
| Total | 0 |
| Cumulative - Total | 0 |
| County - Total | 1,562 |

# County Comm 2

| Precinct | Times Cast |
|---|---|
| **County** | |
| **Manistee County Michigan** | |
| Cleon Township, Precinct 1 | |
| Election Day | 429 |
| AVCB | 0 |
| Total | 429 |
| Maple Grove Township, Precinct 1 | |
| Election Day | 596 |
| AVCB | 0 |
| Total | 596 |
| Marilla Township, Precinct 1 | |
| Election Day | 182 |
| AVCB | 0 |
| Total | 182 |
| Springdale Township, Precinct 1 | |
| Election Day | 384 |
| AVCB | 0 |
| Total | 384 |
| Manistee County Michigan - Total | 1,591 |
| **Cumulative** | |
| Cumulative | |
| Election Day | 0 |
| AVCB | 0 |
| Total | 0 |
| Cumulative - Total | 0 |
| County - Total | 1,591 |

| Precinct | Richard A. Schmidt (REP) |
|---|---|
| **County** | |
| **Manistee County Michigan** | |
| Cleon Township, Precinct 1 | |
| Election Day | 328 |
| AVCB | 0 |
| Total | 328 |
| Maple Grove Township, Precinct 1 | |
| Election Day | 446 |
| AVCB | 0 |
| Total | 446 |
| Marilla Township, Precinct 1 | |
| Election Day | 141 |
| AVCB | 0 |
| Total | 141 |
| Springdale Township, Precinct 1 | |
| Election Day | 276 |
| AVCB | 0 |
| Total | 276 |
| Manistee County Michigan - Total | 1,191 |
| **Cumulative** | |
| Cumulative | |
| Election Day | 0 |
| AVCB | 0 |
| Total | 0 |
| Cumulative - Total | 0 |
| County - Total | 1,191 |

# County Comm 3

| Precinct | Times Cast |
|---|---|
| **County** | |
| **Manistee County Michigan** | |
| Brown Township, Precinct 1 | |
| Election Day | 392 |
| AVCB | 0 |
| Total | 392 |
| Dickson Township, Precinct 1 | |
| Election Day | 473 |
| AVCB | 0 |
| Total | 473 |
| Norman Township, Precinct 1 | |
| Election Day | 747 |
| AVCB | 0 |
| Total | 747 |
| Manistee County Michigan - Total | 1,612 |
| **Cumulative** | |
| Cumulative | |
| Election Day | 0 |
| AVCB | 0 |
| Total | 0 |
| Cumulative - Total | 0 |
| County - Total | 1,612 |

| Precinct | Gene Lagerquist (DEM) | |
|---|---|---|
| **County** | | |
| **Manistee County Michigan** | | |
| Brown Township, Precinct 1 | | |
| Election Day | 256 | |
| AVCB | 0 | |
| Total | 256 | |
| Dickson Township, Precinct 1 | | |
| Election Day | 329 | |
| AVCB | 0 | |
| Total | 329 | |
| Norman Township, Precinct 1 | | |
| Election Day | 483 | |
| AVCB | 0 | |
| Total | 483 | |
| Manistee County Michigan - Total | 1,068 | |
| **Cumulative** | | |
| Cumulative | | |
| Election Day | 0 | |
| AVCB | 0 | |
| Total | 0 | |
| Cumulative - Total | 0 | |
| County - Total | 1,068 | |

# County Comm 4

| Precinct | Times Cast |
|---|---|
| **County** | |
| **Manistee County Michigan** | |
| Charter Township of Filer Township, Precinct 1 | |
| Election Day | 1,147 |
| AVCB | 0 |
| Total | 1,147 |
| Manistee Township, Precinct 1 | |
| Election Day | 136 |
| AVCB | 64 |
| Total | 200 |
| Stronach Township, Precinct 1 | |
| Election Day | 438 |
| AVCB | 0 |
| Total | 438 |
| Manistee County Michigan - Total | 1,785 |
| **Cumulative** | |
| Cumulative | |
| Election Day | 0 |
| AVCB | 0 |
| Total | 0 |
| Cumulative - Total | 0 |
| County - Total | 1,785 |

| Precinct | Mark Bergstrom (REP) |
|---|---|
| **County** | |
| **Manistee County Michigan** | |
| Charter Township of Filer Township, Precinct 1 | |
| Election Day | 862 |
| AVCB | 0 |
| Total | 862 |
| Manistee Township, Precinct 1 | |
| Election Day | 89 |
| AVCB | 40 |
| Total | 129 |
| Stronach Township, Precinct 1 | |
| Election Day | 339 |
| AVCB | 0 |
| Total | 339 |
| Manistee County Michigan - Total | 1,330 |
| **Cumulative** | |
| Cumulative | |
| Election Day | 0 |
| AVCB | 0 |
| Total | 0 |
| Cumulative - Total | 0 |
| County - Total | 1,330 |

# County Comm 5

| Precinct | Times Cast |
|---|---|
| **County** | |
| **Manistee County Michigan** | |
| Manistee Township, Precinct 1 | |
| Election Day | 903 |
| AVCB | 423 |
| Total | 1,326 |
| Onekama Township, Precinct 1 | |
| Election Day | 729 |
| AVCB | 0 |
| Total | 729 |
| Manistee County Michigan - Total | 2,055 |
| **Cumulative** | |
| Cumulative | |
| Election Day | 0 |
| AVCB | 0 |
| Total | 0 |
| Cumulative - Total | 0 |
| County - Total | 2,055 |

| Precinct | Jeffrey Dontz (REP) |
|---|---|
| **County** | |
| **Manistee County Michigan** | |
| Manistee Township, Precinct 1 | |
| Election Day | 684 |
| AVCB | 318 |
| Total | 1,002 |
| Onekama Township, Precinct 1 | |
| Election Day | 500 |
| AVCB | 0 |
| Total | 500 |
| Manistee County Michigan - Total | 1,502 |
| **Cumulative** | |
| Cumulative | |
| Election Day | 0 |
| AVCB | 0 |
| Total | 0 |
| Cumulative - Total | 0 |
| County - Total | 1,502 |

# County Comm 6

| Precinct | Times Cast |
|---|---|
| **County** | |
| **Manistee County Michigan** | |
| City of Manistee, Precinct 1 | |
| Election Day | 885 |
| AVCB | 565 |
| Total | 1,450 |
| City of Manistee, Precinct 2 | |
| Election Day | 63 |
| AVCB | 19 |
| Total | 82 |
| Charter Township of Filer Township, Precinct 1 | |
| Election Day | 110 |
| AVCB | 0 |
| Total | 110 |
| Manistee County Michigan - Total | 1,642 |
| **Cumulative** | |
| Cumulative | |
| Election Day | 0 |
| AVCB | 0 |
| Total | 0 |
| Cumulative - Total | 0 |
| County - Total | 1,642 |

| Precinct | Karen Wrzesinski-Goodman (DEM) |
|---|---|
| **County** | |
| **Manistee County Michigan** | |
| City of Manistee, Precinct 1 | |
| Election Day | 650 |
| AVCB | 394 |
| Total | 1,044 |
| City of Manistee, Precinct 2 | |
| Election Day | 46 |
| AVCB | 12 |
| Total | 58 |
| Charter Township of Filer Township, Precinct 1 | |
| Election Day | 86 |
| AVCB | 0 |
| Total | 86 |
| Manistee County Michigan - Total | 1,188 |
| **Cumulative** | |
| Cumulative | |
| Election Day | 0 |
| AVCB | 0 |
| Total | 0 |
| Cumulative - Total | 0 |
| County - Total | 1,188 |

# County Comm 7

| Precinct | Times Cast |
|---|---|
| **County** | |
| **Manistee County Michigan** | |
| City of Manistee, Precinct 2 | |
| Election Day | 954 |
| AVCB | 303 |
| Total | 1,257 |
| Manistee County Michigan - Total | 1,257 |
| **Cumulative** | |
| Cumulative | |
| Election Day | 0 |
| AVCB | 0 |
| Total | 0 |
| Cumulative - Total | 0 |
| County - Total | 1,257 |

| Precinct | Margaret Batzer (DEM) | David Holmer (LIB) |
|---|---|---|
| **County** | | |
| **Manistee County Michigan** | | |
| City of Manistee, Precinct 2 | | |
| Election Day | 605 | 237 |
| AVCB | 216 | 57 |
| Total | 821 | 294 |
| Manistee County Michigan - Total | 821 | 294 |
| **Cumulative** | | |
| Cumulative | | |
| Election Day | 0 | 0 |
| AVCB | 0 | 0 |
| Total | 0 | 0 |
| Cumulative - Total | 0 | 0 |
| County - Total | 821 | 294 |

# Arcadia Twp Supervisor

| Precinct | Times Cast |
|---|---|
| **County** | |
| **Manistee County Michigan** | |
| Arcadia Township, Precinct 1 | |
| Election Day | 481 |
| AVCB | 0 |
| Total | 481 |
| Manistee County Michigan - Total | 481 |
| **Cumulative** | |
| Cumulative | |
| Election Day | 0 |
| AVCB | 0 |
| Total | 0 |
| Cumulative - Total | 0 |
| County - Total | 481 |

| Precinct | Janice McCraner (REP) | Robert L. Clark (LIB) |
|---|---|---|
| **County** | | |
| **Manistee County Michigan** | | |
| Arcadia Township, Precinct 1 | | |
| Election Day | 244 | 218 |
| AVCB | 0 | 0 |
| Total | 244 | 218 |
| Manistee County Michigan - Total | 244 | 218 |
| **Cumulative** | | |
| Cumulative | | |
| Election Day | 0 | 0 |
| AVCB | 0 | 0 |
| Total | 0 | 0 |
| Cumulative - Total | 0 | 0 |
| County - Total | 244 | 218 |

# Arcadia Twp Clerk

| Precinct | Times Cast |
|---|---|
| **County** | |
| **Manistee County Michigan** | |
| Arcadia Township, Precinct 1 | |
| Election Day | 481 |
| AVCB | 0 |
| Total | 481 |
| Manistee County Michigan - Total | 481 |
| **Cumulative** | |
| Cumulative | |
| Election Day | 0 |
| AVCB | 0 |
| Total | 0 |
| Cumulative - Total | 0 |
| County - Total | 481 |

| Precinct | Patricia Wilson (REP) |
|---|---|
| **County** | |
| **Manistee County Michigan** | |
| Arcadia Township, Precinct 1 | |
| Election Day | 344 |
| AVCB | 0 |
| Total | 344 |
| Manistee County Michigan - Total | 344 |
| **Cumulative** | |
| Cumulative | |
| Election Day | 0 |
| AVCB | 0 |
| Total | 0 |
| Cumulative - Total | 0 |
| County - Total | 344 |

# Arcadia Twp Park Comm

| Precinct | Times Cast |
|---|---|
| **County** | |
| **Manistee County Michigan** | |
| Arcadia Township, Precinct 1 | |
| Election Day | 481 |
| AVCB | 0 |
| Total | 481 |
| Manistee County Michigan - Total | 481 |
| **Cumulative** | |
| Cumulative | |
| Election Day | 0 |
| AVCB | 0 |
| Total | 0 |
| Cumulative - Total | 0 |
| County - Total | 481 |

| Precinct | Thomas A. Farnsworth Qualified Write In | Thomas Wass Qualified Write In |
|---|---|---|
| **County** | | |
| **Manistee County Michigan** | | |
| Arcadia Township, Precinct 1 | | |
| Election Day | 18 | 8 |
| AVCB | 0 | 0 |
| Total | 18 | 8 |
| Manistee County Michigan - Total | 18 | 8 |
| **Cumulative** | | |
| Cumulative | | |
| Election Day | 0 | 0 |
| AVCB | 0 | 0 |
| Total | 0 | 0 |
| Cumulative - Total | 0 | 0 |
| County - Total | 18 | 8 |

# Arcadia Twp Treasurer RECALL

| Precinct | Times Cast |
|---|---|
| **County** | |
| **Manistee County Michigan** | |
| Arcadia Township, Precinct 1 | |
| Election Day | 481 |
| AVCB | 0 |
| Total | 481 |
| Manistee County Michigan - Total | 481 |
| **Cumulative** | |
| Cumulative | |
| Election Day | 0 |
| AVCB | 0 |
| Total | 0 |
| Cumulative - Total | 0 |
| County - Total | 481 |

| Precinct | Debbra Eckhout (REP) | Melanie Cederholm |
|---|---|---|
| **County** | | |
| **Manistee County Michigan** | | |
| Arcadia Township, Precinct 1 | | |
| Election Day | 218 | 239 |
| AVCB | 0 | 0 |
| Total | 218 | 239 |
| Manistee County Michigan - Total | 218 | 239 |
| **Cumulative** | | |
| Cumulative | | |
| Election Day | 0 | 0 |
| AVCB | 0 | 0 |
| Total | 0 | 0 |
| Cumulative - Total | 0 | 0 |
| County - Total | 218 | 239 |

# Filer Twp Clerk

| Precinct | Times Cast |
|---|---|
| **County** | |
| **Manistee County Michigan** | |
| Charter Township of Filer Township, Precinct 1 | |
| Election Day | 1,257 |
| AVCB | 0 |
| Total | 1,257 |
| Manistee County Michigan - Total | 1,257 |
| **Cumulative** | |
| Cumulative | |
| Election Day | 0 |
| AVCB | 0 |
| Total | 0 |
| Cumulative - Total | 0 |
| County - Total | 1,257 |

| Precinct | Shirley A. Ball (REP) |
|---|---|
| **County** | |
| **Manistee County Michigan** | |
| Charter Township of Filer Township, Precinct 1 | |
| Election Day | 1,011 |
| AVCB | 0 |
| Total | 1,011 |
| Manistee County Michigan - Total | 1,011 |
| **Cumulative** | |
| Cumulative | |
| Election Day | 0 |
| AVCB | 0 |
| Total | 0 |
| Cumulative - Total | 0 |
| County - Total | 1,011 |

# Marilla Twp Clerk

| Precinct | Times Cast |
|---|---|
| **County** | |
| **Manistee County Michigan** | |
| Marilla Township, Precinct 1 | |
| Election Day | 182 |
| AVCB | 0 |
| Total | 182 |
| Manistee County Michigan - Total | 182 |
| **Cumulative** | |
| Cumulative | |
| Election Day | 0 |
| AVCB | 0 |
| Total | 0 |
| Cumulative - Total | 0 |
| County - Total | 182 |

| Precinct | Debra A. Roberson (REP) | |
|---|---|---|
| **County** | | |
| **Manistee County Michigan** | | |
| Marilla Township, Precinct 1 | | |
| Election Day | 142 | |
| AVCB | 0 | |
| Total | 142 | |
| Manistee County Michigan - Total | 142 | |
| **Cumulative** | | |
| Cumulative | | |
| Election Day | 0 | |
| AVCB | 0 | |
| Total | 0 | |
| Cumulative - Total | 0 | |
| County - Total | 142 | |

# Filer Twp Trustee

| Precinct | Times Cast |
|---|---|
| **County** | |
| **Manistee County Michigan** | |
| Charter Township of Filer Township, Precinct 1 | |
| Election Day | 1,257 |
| AVCB | 0 |
| Total | 1,257 |
| Manistee County Michigan - Total | 1,257 |
| **Cumulative** | |
| Cumulative | |
| Election Day | 0 |
| AVCB | 0 |
| Total | 0 |
| Cumulative - Total | 0 |
| County - Total | 1,257 |

| Precinct | Thomas Chycinski (DEM) |
|---|---|
| **County** | |
| **Manistee County Michigan** | |
| Charter Township of Filer Township, Precinct 1 | |
| Election Day | 897 |
| AVCB | 0 |
| Total | 897 |
| Manistee County Michigan - Total | 897 |
| **Cumulative** | |
| Cumulative | |
| Election Day | 0 |
| AVCB | 0 |
| Total | 0 |
| Cumulative - Total | 0 |
| County - Total | 897 |

# Maple Grove Twp Trustee

| Precinct | Times Cast |
|---|---|
| **County** | |
| **Manistee County Michigan** | |
| Maple Grove Township, Precinct 1 | |
| Election Day | 596 |
| AVCB | 0 |
| Total | 596 |
| Manistee County Michigan - Total | 596 |
| **Cumulative** | |
| Cumulative | |
| Election Day | 0 |
| AVCB | 0 |
| Total | 0 |
| Cumulative - Total | 0 |
| County - Total | 596 |

| Precinct | Joseph H. Barnett (REP) |
|---|---|
| **County** | |
| **Manistee County Michigan** | |
| Maple Grove Township, Precinct 1 | |
| Election Day | 440 |
| AVCB | 0 |
| Total | 440 |
| Manistee County Michigan - Total | 440 |
| **Cumulative** | |
| Cumulative | |
| Election Day | 0 |
| AVCB | 0 |
| Total | 0 |
| Cumulative - Total | 0 |
| County - Total | 440 |

# Pleasanton Twp Trustee

| Precinct | Times Cast |
|---|---|
| **County** | |
| **Manistee County Michigan** | |
| Pleasanton Township, Precinct 1 | |
| Election Day | 467 |
| AVCB | 0 |
| Total | 467 |
| Manistee County Michigan - Total | 467 |
| **Cumulative** | |
| Cumulative | |
| Election Day | 0 |
| AVCB | 0 |
| Total | 0 |
| Cumulative - Total | 0 |
| County - Total | 467 |

| Precinct | Linda Schweyer (DEM) |
|---|---|
| **County** | |
| **Manistee County Michigan** | |
| Pleasanton Township, Precinct 1 | |
| Election Day | 301 |
| AVCB | 0 |
| Total | 301 |
| Manistee County Michigan - Total | 301 |
| **Cumulative** | |
| Cumulative | |
| Election Day | 0 |
| AVCB | 0 |
| Total | 0 |
| Cumulative - Total | 0 |
| County - Total | 301 |

# Justice Supreme Court

| Precinct | Times Cast |
|---|---|
| **County** | |
| **Manistee County Michigan** | |
| City of Manistee, Precinct 1 | |
| Election Day | 885 |
| AVCB | 565 |
| Total | 1,450 |
| City of Manistee, Precinct 2 | |
| Election Day | 1,017 |
| AVCB | 322 |
| Total | 1,339 |
| Arcadia Township, Precinct 1 | |
| Election Day | 481 |
| AVCB | 0 |
| Total | 481 |
| Bear Lake Township, Precinct 1 | |
| Election Day | 872 |
| AVCB | 0 |
| Total | 872 |
| Brown Township, Precinct 1 | |
| Election Day | 392 |
| AVCB | 0 |
| Total | 392 |
| Cleon Township, Precinct 1 | |
| Election Day | 429 |
| AVCB | 0 |
| Total | 429 |
| Dickson Township, Precinct 1 | |

| Precinct | Samuel Bagenstos | Megan Kathleen Cavanagh | Elizabeth T. Clement | Doug Dern | Kerry Lee Morgan | Kurtis T. Wilder |
|---|---|---|---|---|---|---|
| **County** | | | | | | |
| **Manistee County Michigan** | | | | | | |
| City of Manistee, Precinct 1 | | | | | | |
| Election Day | 177 | 346 | 372 | 42 | 87 | 232 |
| AVCB | 112 | 206 | 321 | 13 | 37 | 224 |
| Total | 289 | 552 | 693 | 55 | 124 | 456 |
| City of Manistee, Precinct 2 | | | | | | |
| Election Day | 126 | 437 | 431 | 59 | 100 | 257 |
| AVCB | 37 | 136 | 171 | 22 | 40 | 112 |
| Total | 163 | 573 | 602 | 81 | 140 | 369 |
| Arcadia Township, Precinct 1 | | | | | | |
| Election Day | 75 | 141 | 268 | 28 | 33 | 171 |
| AVCB | 0 | 0 | 0 | 0 | 0 | 0 |
| Total | 75 | 141 | 268 | 28 | 33 | 171 |
| Bear Lake Township, Precinct 1 | | | | | | |
| Election Day | 67 | 207 | 404 | 83 | 108 | 396 |
| AVCB | 0 | 0 | 0 | 0 | 0 | 0 |
| Total | 67 | 207 | 404 | 83 | 108 | 396 |
| Brown Township, Precinct 1 | | | | | | |
| Election Day | 54 | 104 | 165 | 12 | 49 | 164 |
| AVCB | 0 | 0 | 0 | 0 | 0 | 0 |
| Total | 54 | 104 | 165 | 12 | 49 | 164 |
| Cleon Township, Precinct 1 | | | | | | |
| Election Day | 52 | 113 | 191 | 20 | 36 | 232 |
| AVCB | 0 | 0 | 0 | 0 | 0 | 0 |
| Total | 52 | 113 | 191 | 20 | 36 | 232 |

| | |
|---|---|
| Election Day | 473 |
| AVCB | 0 |
| Total | 473 |
| **Charter Township of Filer Township, Precinct 1** | |
| Election Day | 1,257 |
| AVCB | 0 |
| Total | 1,257 |
| **Manistee Township, Precinct 1** | |
| Election Day | 1,039 |
| AVCB | 487 |
| Total | 1,526 |
| **Maple Grove Township, Precinct 1** | |
| Election Day | 596 |
| AVCB | 0 |
| Total | 596 |
| **Marilla Township, Precinct 1** | |
| Election Day | 182 |
| AVCB | 0 |
| Total | 182 |
| **Norman Township, Precinct 1** | |
| Election Day | 747 |
| AVCB | 0 |
| Total | 747 |
| **Onekama Township, Precinct 1** | |
| Election Day | 903 |
| AVCB | 0 |
| Total | 903 |
| **Pleasanton Township, Precinct 1** | |
| Election Day | 467 |
| AVCB | 0 |
| Total | 467 |

| | | | | | | |
|---|---|---|---|---|---|---|
| **Dickson Township, Precinct 1** | | | | | | |
| Election Day | 66 | 149 | 209 | 17 | 45 | 168 |
| AVCB | 0 | 0 | 0 | 0 | 0 | 0 |
| Total | 66 | 149 | 209 | 17 | 45 | 168 |
| **Charter Township of Filer Township, Precinct 1** | | | | | | |
| Election Day | 115 | 464 | 653 | 66 | 124 | 449 |
| AVCB | 0 | 0 | 0 | 0 | 0 | 0 |
| Total | 115 | 464 | 653 | 66 | 124 | 449 |
| **Manistee Township, Precinct 1** | | | | | | |
| Election Day | 95 | 264 | 558 | 82 | 113 | 378 |
| AVCB | 83 | 137 | 266 | 58 | 66 | 200 |
| Total | 178 | 401 | 824 | 140 | 179 | 578 |
| **Maple Grove Township, Precinct 1** | | | | | | |
| Election Day | 59 | 164 | 239 | 62 | 81 | 208 |
| AVCB | 0 | 0 | 0 | 0 | 0 | 0 |
| Total | 59 | 164 | 239 | 62 | 81 | 208 |
| **Marilla Township, Precinct 1** | | | | | | |
| Election Day | 28 | 60 | 64 | 7 | 29 | 80 |
| AVCB | 0 | 0 | 0 | 0 | 0 | 0 |
| Total | 28 | 60 | 64 | 7 | 29 | 80 |
| **Norman Township, Precinct 1** | | | | | | |
| Election Day | 104 | 202 | 309 | 37 | 72 | 356 |
| AVCB | 0 | 0 | 0 | 0 | 0 | 0 |
| Total | 104 | 202 | 309 | 37 | 72 | 356 |
| **Onekama Township, Precinct 1** | | | | | | |
| Election Day | 211 | 340 | 420 | 38 | 75 | 323 |
| AVCB | 0 | 0 | 0 | 0 | 0 | 0 |
| Total | 211 | 340 | 420 | 38 | 75 | 323 |
| **Pleasanton Township, Precinct 1** | | | | | | |
| Election Day | 56 | 179 | 226 | 18 | 32 | 172 |

| | |
|---|---|
| Springdale Township, Precinct 1 | |
| Election Day | 384 |
| AVCB | 0 |
| Total | 384 |
| Stronach Township, Precinct 1 | |
| Election Day | 438 |
| AVCB | 0 |
| Total | 438 |
| Manistee County Michigan - Total | 11,936 |
| **Cumulative** | |
| Cumulative | |
| Election Day | 0 |
| AVCB | 0 |
| Total | 0 |
| Cumulative - Total | 0 |
| County - Total | 11,936 |

| | | | | | | |
|---|---|---|---|---|---|---|
| | AVCB | 0 | 0 | 0 | 0 | 0 | 0 |
| | Total | 56 | 179 | 226 | 18 | 32 | 172 |
| Springdale Township, Precinct 1 | | | | | | | |
| | Election Day | 39 | 89 | 217 | 24 | 37 | 156 |
| | AVCB | 0 | 0 | 0 | 0 | 0 | 0 |
| | Total | 39 | 89 | 217 | 24 | 37 | 156 |
| Stronach Township, Precinct 1 | | | | | | | |
| | Election Day | 42 | 112 | 199 | 46 | 77 | 179 |
| | AVCB | 0 | 0 | 0 | 0 | 0 | 0 |
| | Total | 42 | 112 | 199 | 46 | 77 | 179 |
| | Manistee County Michigan - Total | 1,598 | 3,850 | 5,683 | 734 | 1,241 | 4,457 |
| **Cumulative** | | | | | | | |
| Cumulative | | | | | | | |
| | Election Day | 0 | 0 | 0 | 0 | 0 | 0 |
| | AVCB | 0 | 0 | 0 | 0 | 0 | 0 |
| | Total | 0 | 0 | 0 | 0 | 0 | 0 |
| | Cumulative - Total | 0 | 0 | 0 | 0 | 0 | 0 |
| | County - Total | 1,598 | 3,850 | 5,683 | 734 | 1,241 | 4,457 |

# Judge Appeals 4

| Precinct | Times Cast |
|---|---|
| **County** | |
| **Manistee County Michigan** | |
| City of Manistee, Precinct 1 | |
| Election Day | 885 |
| AVCB | 565 |
| Total | 1,450 |
| City of Manistee, Precinct 2 | |
| Election Day | 1,017 |
| AVCB | 322 |
| Total | 1,339 |
| Arcadia Township, Precinct 1 | |
| Election Day | 481 |
| AVCB | 0 |
| Total | 481 |
| Bear Lake Township, Precinct 1 | |
| Election Day | 872 |
| AVCB | 0 |
| Total | 872 |
| Brown Township, Precinct 1 | |
| Election Day | 392 |
| AVCB | 0 |
| Total | 392 |
| Cleon Township, Precinct 1 | |
| Election Day | 429 |
| AVCB | 0 |
| Total | 429 |
| Dickson Township, Precinct 1 | |
| Election Day | 473 |
| AVCB | 0 |

| Precinct | Stephen L. Borrello |
|---|---|
| **County** | |
| **Manistee County Michigan** | |
| City of Manistee, Precinct 1 | |
| Election Day | 626 |
| AVCB | 369 |
| Total | 995 |
| City of Manistee, Precinct 2 | |
| Election Day | 701 |
| AVCB | 217 |
| Total | 918 |
| Arcadia Township, Precinct 1 | |
| Election Day | 300 |
| AVCB | 0 |
| Total | 300 |
| Bear Lake Township, Precinct 1 | |
| Election Day | 597 |
| AVCB | 0 |
| Total | 597 |
| Brown Township, Precinct 1 | |
| Election Day | 245 |
| AVCB | 0 |
| Total | 245 |
| Cleon Township, Precinct 1 | |
| Election Day | 310 |
| AVCB | 0 |
| Total | 310 |
| Dickson Township, Precinct 1 | |
| Election Day | 304 |

| | |
|---|---|
| Total | 473 |
| Charter Township of Filer Township, Precinct 1 | |
| Election Day | 1,257 |
| AVCB | 0 |
| Total | 1,257 |
| Manistee Township, Precinct 1 | |
| Election Day | 1,039 |
| AVCB | 487 |
| Total | 1,526 |
| Maple Grove Township, Precinct 1 | |
| Election Day | 596 |
| AVCB | 0 |
| Total | 596 |
| Marilla Township, Precinct 1 | |
| Election Day | 182 |
| AVCB | 0 |
| Total | 182 |
| Norman Township, Precinct 1 | |
| Election Day | 747 |
| AVCB | 0 |
| Total | 747 |
| Onekama Township, Precinct 1 | |
| Election Day | 903 |
| AVCB | 0 |
| Total | 903 |
| Pleasanton Township, Precinct 1 | |
| Election Day | 467 |
| AVCB | 0 |
| Total | 467 |
| Springdale Township, Precinct 1 | |
| Election Day | 384 |
| AVCB | 0 |
| Total | 384 |

| | |
|---|---|
| AVCB | 0 |
| Total | 304 |
| Charter Township of Filer Township, Precinct 1 | |
| Election Day | 826 |
| AVCB | 0 |
| Total | 826 |
| Manistee Township, Precinct 1 | |
| Election Day | 720 |
| AVCB | 349 |
| Total | 1,069 |
| Maple Grove Township, Precinct 1 | |
| Election Day | 402 |
| AVCB | 0 |
| Total | 402 |
| Marilla Township, Precinct 1 | |
| Election Day | 127 |
| AVCB | 0 |
| Total | 127 |
| Norman Township, Precinct 1 | |
| Election Day | 499 |
| AVCB | 0 |
| Total | 499 |
| Onekama Township, Precinct 1 | |
| Election Day | 574 |
| AVCB | 0 |
| Total | 574 |
| Pleasanton Township, Precinct 1 | |
| Election Day | 293 |
| AVCB | 0 |
| Total | 293 |
| Springdale Township, Precinct 1 | |

| Stronach Township, Precinct 1 | |
|---|---|
| Election Day | 438 |
| AVCB | 0 |
| Total | 438 |
| Manistee County Michigan - Total | 11,936 |
| **Cumulative** | |
| Cumulative | |
| Election Day | 0 |
| AVCB | 0 |
| Total | 0 |
| Cumulative - Total | 0 |
| County - Total | 11,936 |

| | |
|---|---|
| Election Day | 263 |
| AVCB | 0 |
| Total | 263 |

| Stronach Township, Precinct 1 | |
|---|---|
| Election Day | 318 |
| AVCB | 0 |
| Total | 318 |
| Manistee County Michigan - Total | 8,040 |
| **Cumulative** | |
| Cumulative | |
| Election Day | 0 |
| AVCB | 0 |
| Total | 0 |
| Cumulative - Total | 0 |
| County - Total | 8,040 |

# Judge Appeals 4 Partial

| Precinct | Times Cast | Precinct | Brock A. Swartzle |
|---|---|---|---|
| **County** | | **County** | |
| **Manistee County Michigan** | | **Manistee County Michigan** | |
| City of Manistee, Precinct 1 | | City of Manistee, Precinct 1 | |
| Election Day | 885 | Election Day | 606 |
| AVCB | 565 | AVCB | 364 |
| Total | 1,450 | Total | 970 |
| City of Manistee, Precinct 2 | | City of Manistee, Precinct 2 | |
| Election Day | 1,017 | Election Day | 691 |
| AVCB | 322 | AVCB | 214 |
| Total | 1,339 | Total | 905 |
| Arcadia Township, Precinct 1 | | Arcadia Township, Precinct 1 | |
| Election Day | 481 | Election Day | 295 |
| AVCB | 0 | AVCB | 0 |
| Total | 481 | Total | 295 |
| Bear Lake Township, Precinct 1 | | Bear Lake Township, Precinct 1 | |
| Election Day | 872 | Election Day | 580 |
| AVCB | 0 | AVCB | 0 |
| Total | 872 | Total | 580 |
| Brown Township, Precinct 1 | | Brown Township, Precinct 1 | |
| Election Day | 392 | Election Day | 235 |
| AVCB | 0 | AVCB | 0 |
| Total | 392 | Total | 235 |
| Cleon Township, Precinct 1 | | Cleon Township, Precinct 1 | |
| Election Day | 429 | Election Day | 311 |
| AVCB | 0 | AVCB | 0 |
| Total | 429 | Total | 311 |
| Dickson Township, Precinct 1 | | Dickson Township, Precinct 1 | |
| Election Day | 473 | Election Day | 301 |
| AVCB | 0 | | |

| | |
|---|---|
| Total | 473 |
| Charter Township of Filer Township, Precinct 1 | |
| Election Day | 1,257 |
| AVCB | 0 |
| Total | 1,257 |
| Manistee Township, Precinct 1 | |
| Election Day | 1,039 |
| AVCB | 487 |
| Total | 1,526 |
| Maple Grove Township, Precinct 1 | |
| Election Day | 596 |
| AVCB | 0 |
| Total | 596 |
| Marilla Township, Precinct 1 | |
| Election Day | 182 |
| AVCB | 0 |
| Total | 182 |
| Norman Township, Precinct 1 | |
| Election Day | 747 |
| AVCB | 0 |
| Total | 747 |
| Onekama Township, Precinct 1 | |
| Election Day | 903 |
| AVCB | 0 |
| Total | 903 |
| Pleasanton Township, Precinct 1 | |
| Election Day | 467 |
| AVCB | 0 |
| Total | 467 |
| Springdale Township, Precinct 1 | |
| Election Day | 384 |
| AVCB | 0 |
| Total | 384 |

| | |
|---|---|
| AVCB | 0 |
| Total | 301 |
| Charter Township of Filer Township, Precinct 1 | |
| Election Day | 819 |
| AVCB | 0 |
| Total | 819 |
| Manistee Township, Precinct 1 | |
| Election Day | 706 |
| AVCB | 348 |
| Total | 1,054 |
| Maple Grove Township, Precinct 1 | |
| Election Day | 396 |
| AVCB | 0 |
| Total | 396 |
| Marilla Township, Precinct 1 | |
| Election Day | 129 |
| AVCB | 0 |
| Total | 129 |
| Norman Township, Precinct 1 | |
| Election Day | 489 |
| AVCB | 0 |
| Total | 489 |
| Onekama Township, Precinct 1 | |
| Election Day | 577 |
| AVCB | 0 |
| Total | 577 |
| Pleasanton Township, Precinct 1 | |
| Election Day | 301 |
| AVCB | 0 |
| Total | 301 |
| Springdale Township, Precinct 1 | |

| Stronach Township, Precinct 1 | |
|---|---|
| Election Day | 438 |
| AVCB | 0 |
| Total | 438 |
| Manistee County Michigan - Total | 11,936 |

| **Cumulative** | |
|---|---|
| Cumulative | |
| Election Day | 0 |
| AVCB | 0 |
| Total | 0 |
| Cumulative - Total | 0 |
| County - Total | 11,936 |

| | |
|---|---|
| Election Day | 255 |
| AVCB | 0 |
| Total | 255 |

| Stronach Township, Precinct 1 | |
|---|---|
| Election Day | 316 |
| AVCB | 0 |
| Total | 316 |
| Manistee County Michigan - Total | 7,933 |

| **Cumulative** | |
|---|---|
| Cumulative | |
| Election Day | 0 |
| AVCB | 0 |
| Total | 0 |
| Cumulative - Total | 0 |
| County - Total | 7,933 |

# Judge Probate Ct

| Precinct | Times Cast |
|---|---|
| **County** | |
| **Manistee County Michigan** | |
| City of Manistee, Precinct 1 | |
| Election Day | 885 |
| AVCB | 565 |
| Total | 1,450 |
| City of Manistee, Precinct 2 | |
| Election Day | 1,017 |
| AVCB | 322 |
| Total | 1,339 |
| Arcadia Township, Precinct 1 | |
| Election Day | 481 |
| AVCB | 0 |
| Total | 481 |
| Bear Lake Township, Precinct 1 | |
| Election Day | 872 |
| AVCB | 0 |
| Total | 872 |
| Brown Township, Precinct 1 | |
| Election Day | 392 |
| AVCB | 0 |
| Total | 392 |
| Cleon Township, Precinct 1 | |
| Election Day | 429 |
| AVCB | 0 |
| Total | 429 |
| Dickson Township, Precinct 1 | |
| Election Day | 473 |
| AVCB | 0 |

| Precinct | Thomas N. Brunner | Jonathon Hauswirth |
|---|---|---|
| **County** | | |
| **Manistee County Michigan** | | |
| City of Manistee, Precinct 1 | | |
| Election Day | 592 | 217 |
| AVCB | 415 | 98 |
| Total | 1,007 | 315 |
| City of Manistee, Precinct 2 | | |
| Election Day | 641 | 262 |
| AVCB | 227 | 73 |
| Total | 868 | 335 |
| Arcadia Township, Precinct 1 | | |
| Election Day | 299 | 113 |
| AVCB | 0 | 0 |
| Total | 299 | 113 |
| Bear Lake Township, Precinct 1 | | |
| Election Day | 537 | 233 |
| AVCB | 0 | 0 |
| Total | 537 | 233 |
| Brown Township, Precinct 1 | | |
| Election Day | 268 | 86 |
| AVCB | 0 | 0 |
| Total | 268 | 86 |
| Cleon Township, Precinct 1 | | |
| Election Day | 241 | 119 |
| AVCB | 0 | 0 |
| Total | 241 | 119 |
| Dickson Township, Precinct 1 | | |
| Election Day | 323 | 85 |

| | |
|---|---|
| Total | 473 |
| Charter Township of Filer Township, Precinct 1 | |
| Election Day | 1,257 |
| AVCB | 0 |
| Total | 1,257 |
| Manistee Township, Precinct 1 | |
| Election Day | 1,039 |
| AVCB | 487 |
| Total | 1,526 |
| Maple Grove Township, Precinct 1 | |
| Election Day | 596 |
| AVCB | 0 |
| Total | 596 |
| Marilla Township, Precinct 1 | |
| Election Day | 182 |
| AVCB | 0 |
| Total | 182 |
| Norman Township, Precinct 1 | |
| Election Day | 747 |
| AVCB | 0 |
| Total | 747 |
| Onekama Township, Precinct 1 | |
| Election Day | 903 |
| AVCB | 0 |
| Total | 903 |
| Pleasanton Township, Precinct 1 | |
| Election Day | 467 |
| AVCB | 0 |
| Total | 467 |
| Springdale Township, Precinct 1 | |
| Election Day | 384 |
| AVCB | 0 |
| Total | 384 |

| | | |
|---|---|---|
| AVCB | 0 | 0 |
| Total | 323 | 85 |
| Charter Township of Filer Township, Precinct 1 | | |
| Election Day | 854 | 302 |
| AVCB | 0 | 0 |
| Total | 854 | 302 |
| Manistee Township, Precinct 1 | | |
| Election Day | 748 | 213 |
| AVCB | 370 | 89 |
| Total | 1,118 | 302 |
| Maple Grove Township, Precinct 1 | | |
| Election Day | 360 | 151 |
| AVCB | 0 | 0 |
| Total | 360 | 151 |
| Marilla Township, Precinct 1 | | |
| Election Day | 106 | 51 |
| AVCB | 0 | 0 |
| Total | 106 | 51 |
| Norman Township, Precinct 1 | | |
| Election Day | 446 | 177 |
| AVCB | 0 | 0 |
| Total | 446 | 177 |
| Onekama Township, Precinct 1 | | |
| Election Day | 615 | 182 |
| AVCB | 0 | 0 |
| Total | 615 | 182 |
| Pleasanton Township, Precinct 1 | | |
| Election Day | 271 | 141 |
| AVCB | 0 | 0 |
| Total | 271 | 141 |
| Springdale Township, Precinct 1 | | |

| Stronach Township, Precinct 1 | |
|---|---|
| Election Day | 438 |
| AVCB | 0 |
| Total | 438 |
| Manistee County Michigan - Total | 11,936 |
| **Cumulative** | |
| Cumulative | |
| Election Day | 0 |
| AVCB | 0 |
| Total | 0 |
| Cumulative - Total | 0 |
| County - Total | 11,936 |

| | | |
|---|---|---|
| Election Day | 244 | 76 |
| AVCB | 0 | 0 |
| Total | 244 | 76 |

| Stronach Township, Precinct 1 | | |
|---|---|---|
| Election Day | 264 | 131 |
| AVCB | 0 | 0 |
| Total | 264 | 131 |
| Manistee County Michigan - Total | 7,821 | 2,799 |
| **Cumulative** | | |
| Cumulative | | |
| Election Day | 0 | 0 |
| AVCB | 0 | 0 |
| Total | 0 | 0 |
| Cumulative - Total | 0 | 0 |
| County - Total | 7,821 | 2,799 |

# West Shore CC Trustee

| Precinct | Times Cast | Precinct | James Barker | Jim Scatena | Randal Tomaszewski |
|---|---|---|---|---|---|
| **County** | | **County** | | | |
| **Manistee County Michigan** | | **Manistee County Michigan** | | | |
| City of Manistee, Precinct 1 | | City of Manistee, Precinct 1 | | | |
| Election Day | 885 | Election Day | 446 | 276 | 369 |
| AVCB | 565 | AVCB | 315 | 191 | 281 |
| Total | 1,450 | Total | 761 | 467 | 650 |
| City of Manistee, Precinct 2 | | City of Manistee, Precinct 2 | | | |
| Election Day | 1,017 | Election Day | 418 | 310 | 457 |
| AVCB | 322 | AVCB | 165 | 102 | 180 |
| Total | 1,339 | Total | 583 | 412 | 637 |
| Arcadia Township, Precinct 1 | | Arcadia Township, Precinct 1 | | | |
| Election Day | 481 | Election Day | 181 | 122 | 187 |
| AVCB | 0 | AVCB | 0 | 0 | 0 |
| Total | 481 | Total | 181 | 122 | 187 |
| Bear Lake Township, Precinct 1 | | Bear Lake Township, Precinct 1 | | | |
| Election Day | 872 | Election Day | 448 | 295 | 306 |
| AVCB | 0 | AVCB | 0 | 0 | 0 |
| Total | 872 | Total | 448 | 295 | 306 |
| Brown Township, Precinct 1 | | Brown Township, Precinct 1 | | | |
| Election Day | 392 | Election Day | 178 | 117 | 155 |
| AVCB | 0 | AVCB | 0 | 0 | 0 |
| Total | 392 | Total | 178 | 117 | 155 |
| Dickson Township, Precinct 1 | | Dickson Township, Precinct 1 | | | |
| Election Day | 473 | Election Day | 216 | 102 | 204 |
| AVCB | 0 | AVCB | 0 | 0 | 0 |
| Total | 473 | Total | 216 | 102 | 204 |
| Charter Township of Filer Township, Precinct 1 | | Charter Township of Filer Township, Precinct 1 | | | |
| Election Day | 1,257 | | | | |

| | |
|---|---|
| AVCB | 0 |
| Total | 1,257 |
| Manistee Township, Precinct 1 | |
| Election Day | 1,039 |
| AVCB | 487 |
| Total | 1,526 |
| Maple Grove Township, Precinct 1 | |
| Election Day | 596 |
| AVCB | 0 |
| Total | 596 |
| Marilla Township, Precinct 1 | |
| Election Day | 78 |
| AVCB | 0 |
| Total | 78 |
| Norman Township, Precinct 1 | |
| Election Day | 747 |
| AVCB | 0 |
| Total | 747 |
| Onekama Township, Precinct 1 | |
| Election Day | 903 |
| AVCB | 0 |
| Total | 903 |
| Pleasanton Township, Precinct 1 | |
| Election Day | 455 |
| AVCB | 0 |
| Total | 455 |
| Springdale Township, Precinct 1 | |
| Election Day | 38 |
| AVCB | 0 |
| Total | 38 |
| Stronach Township, Precinct 1 | |
| Election Day | 438 |
| AVCB | 0 |

| | | | |
|---|---|---|---|
| Election Day | 665 | 321 | 632 |
| AVCB | 0 | 0 | 0 |
| Total | 665 | 321 | 632 |
| Manistee Township, Precinct 1 | | | |
| Election Day | 445 | 351 | 516 |
| AVCB | 256 | 181 | 296 |
| Total | 701 | 532 | 812 |
| Maple Grove Township, Precinct 1 | | | |
| Election Day | 250 | 145 | 232 |
| AVCB | 0 | 0 | 0 |
| Total | 250 | 145 | 232 |
| Marilla Township, Precinct 1 | | | |
| Election Day | 30 | 25 | 34 |
| AVCB | 0 | 0 | 0 |
| Total | 30 | 25 | 34 |
| Norman Township, Precinct 1 | | | |
| Election Day | 318 | 274 | 271 |
| AVCB | 0 | 0 | 0 |
| Total | 318 | 274 | 271 |
| Onekama Township, Precinct 1 | | | |
| Election Day | 464 | 229 | 419 |
| AVCB | 0 | 0 | 0 |
| Total | 464 | 229 | 419 |
| Pleasanton Township, Precinct 1 | | | |
| Election Day | 221 | 159 | 128 |
| AVCB | 0 | 0 | 0 |
| Total | 221 | 159 | 128 |
| Springdale Township, Precinct 1 | | | |
| Election Day | 13 | 15 | 13 |
| AVCB | 0 | 0 | 0 |
| Total | 13 | 15 | 13 |

| | |
|---|---|
| Total | 438 |
| Manistee County Michigan - Total | 11,045 |

**Cumulative**

| | |
|---|---|
| Cumulative | |
| Election Day | 0 |
| AVCB | 0 |
| Total | 0 |
| Cumulative - Total | 0 |
| County - Total | 11,045 |

Stronach Township, Precinct 1

| | | | |
|---|---|---|---|
| Election Day | 222 | 112 | 219 |
| AVCB | 0 | 0 | 0 |
| Total | 222 | 112 | 219 |
| Manistee County Michigan - Total | 5,251 | 3,327 | 4,899 |

**Cumulative**

| | | | |
|---|---|---|---|
| Cumulative | | | |
| Election Day | 0 | 0 | 0 |
| AVCB | 0 | 0 | 0 |
| Total | 0 | 0 | 0 |
| Cumulative - Total | 0 | 0 | 0 |
| County - Total | 5,251 | 3,327 | 4,899 |

# Manistee City Council D1

| Precinct | Times Cast |
|---|---|
| **County** | |
| **Manistee County Michigan** | |
| City of Manistee, Precinct 1 | |
| Election Day | 885 |
| AVCB | 565 |
| Total | 1,450 |
| City of Manistee, Precinct 2 | |
| Election Day | 1,017 |
| AVCB | 322 |
| Total | 1,339 |
| Manistee County Michigan - Total | 2,789 |
| **Cumulative** | |
| Cumulative | |
| Election Day | 0 |
| AVCB | 0 |
| Total | 0 |
| Cumulative - Total | 0 |
| County - Total | 2,789 |

| Precinct | Dale R. Cooper, Jr. |
|---|---|
| **County** | |
| **Manistee County Michigan** | |
| City of Manistee, Precinct 1 | |
| Election Day | 621 |
| AVCB | 363 |
| Total | 984 |
| City of Manistee, Precinct 2 | |
| Election Day | 747 |
| AVCB | 222 |
| Total | 969 |
| Manistee County Michigan - Total | 1,953 |
| **Cumulative** | |
| Cumulative | |
| Election Day | 0 |
| AVCB | 0 |
| Total | 0 |
| Cumulative - Total | 0 |
| County - Total | 1,953 |

2018-11-09 14:02:20

| Governor/Lieut Gov (Vote for 1) | | | | | | | | | | | | | | | | | | | | |
|---|---|---|---|---|---|---|---|---|---|---|---|---|---|---|---|---|---|---|---|---|
| Precinct | Bill Schuette/Lisa Posthumus Lyons - REP | Gretchen Whitmer/Garlin D. Gilchrist II - DEM | Bill Gelineau/Angelique Chaiser Thomas - LIB | Todd Schleiger/Earl P. Lackie - UST | Jennifer V. Kurland/Charin H. Davenport - GRN | Keith Butkovich/Raymond Warner - NLP | Write-in | Evan Space | William Cobbs | Angelo Scott Brown | Patrick O'Neal Burney | Raymond A. Hall | Lance Herman | Larry James Hutchinson, Jr. | Henry Joseph Lester | Clyde Lynch | Chaneika Raneil Perry | Francis L. Rowley | Robin Lee Sanders | John Arthur Williams |
| Champion Township, Precinct 1 | 36 | 76 | 1 | 3 | 0 | 1 | 0 | 0 | 0 | 0 | 0 | 0 | 0 | 0 | 0 | 0 | 0 | 0 | 0 | 0 |
| Chocolay Township, Precinct 1 | 676 | 816 | 18 | 4 | 12 | 2 | 3 | 0 | 0 | 0 | 0 | 0 | 0 | 0 | 0 | 0 | 0 | 0 | 0 | 0 |
| Chocolay Township, Precinct 2 | 694 | 851 | 24 | 5 | 14 | 2 | 1 | 0 | 0 | 0 | 0 | 0 | 0 | 0 | 0 | 0 | 0 | 0 | 0 | 0 |
| City of Ishpeming, Precinct 1 | 500 | 714 | 11 | 4 | 8 | 1 | 2 | 0 | 0 | 0 | 0 | 0 | 0 | 0 | 0 | 0 | 0 | 0 | 0 | 0 |
| City of Ishpeming, Precinct 2 | 420 | 759 | 23 | 16 | 18 | 3 | 3 | 0 | 0 | 0 | 0 | 0 | 0 | 0 | 0 | 0 | 0 | 0 | 0 | 0 |
| City of Marquette, Precinct 1 | 513 | 696 | 21 | 2 | 12 | 2 | 2 | 0 | 0 | 0 | 0 | 0 | 0 | 0 | 0 | 0 | 0 | 0 | 0 | 0 |
| City of Marquette, Precinct 2 | 483 | 843 | 19 | 1 | 11 | 3 | 0 | 0 | 0 | 0 | 0 | 0 | 0 | 0 | 0 | 0 | 0 | 0 | 0 | 0 |
| City of Marquette, Precinct 3 | 363 | 709 | 10 | 4 | 5 | 1 | 2 | 0 | 0 | 0 | 0 | 0 | 0 | 0 | 0 | 0 | 0 | 0 | 0 | 0 |
| City of Marquette, Precinct 4 | 317 | 745 | 27 | 2 | 13 | 2 | 2 | 0 | 0 | 0 | 0 | 0 | 0 | 0 | 0 | 0 | 0 | 0 | 0 | 0 |
| City of Marquette, Precinct 5 | 261 | 846 | 20 | 4 | 21 | 0 | 1 | 0 | 0 | 0 | 0 | 0 | 0 | 0 | 0 | 0 | 0 | 0 | 0 | 0 |
| City of Marquette, Precinct 6 | 263 | 664 | 23 | 5 | 19 | 7 | 1 | 0 | 0 | 0 | 0 | 0 | 0 | 0 | 0 | 0 | 0 | 0 | 0 | 0 |
| City of Marquette, Precinct 7 | 366 | 1067 | 29 | 7 | 22 | 3 | 3 | 0 | 0 | 0 | 0 | 0 | 0 | 0 | 0 | 0 | 0 | 0 | 0 | 0 |
| City of Negaunee, Precinct 1 | 354 | 552 | 13 | 9 | 8 | 1 | 2 | 0 | 0 | 0 | 0 | 0 | 0 | 0 | 0 | 0 | 0 | 0 | 0 | 0 |
| City of Negaunee, Precinct 2 | 405 | 680 | 10 | 4 | 8 | 2 | 1 | 0 | 0 | 0 | 0 | 0 | 0 | 0 | 0 | 0 | 0 | 0 | 0 | 0 |
| Ely Township, Precinct 1 | 430 | 470 | 8 | 4 | 5 | 3 | 1 | 0 | 0 | 0 | 0 | 0 | 0 | 0 | 0 | 0 | 0 | 0 | 0 | 0 |
| Ewing Township, Precinct 1 | 54 | 29 | 2 | 1 | 1 | 0 | 0 | 0 | 0 | 0 | 0 | 0 | 0 | 0 | 0 | 0 | 0 | 0 | 0 | 0 |
| Forsyth Township, Precinct 1 | 686 | 754 | 21 | 9 | 6 | 3 | 1 | 0 | 0 | 0 | 0 | 0 | 0 | 0 | 0 | 0 | 0 | 0 | 0 | 0 |
| Forsyth Township, Precinct 2 | 278 | 210 | 5 | 3 | 10 | 1 | 0 | 0 | 0 | 0 | 0 | 0 | 0 | 0 | 0 | 0 | 0 | 0 | 0 | 0 |
| Forsyth Township, Precinct 3 | 272 | 249 | 20 | 6 | 8 | 5 | 0 | 0 | 0 | 0 | 0 | 0 | 0 | 0 | 0 | 0 | 0 | 0 | 0 | 0 |
| Humboldt Township, Precinct 1 | 118 | 124 | 2 | 1 | 2 | 0 | 0 | 0 | 0 | 0 | 0 | 0 | 0 | 0 | 0 | 0 | 0 | 0 | 0 | 0 |
| Ishpeming Township, Precinct 1 | 397 | 445 | 7 | 0 | 2 | 0 | 1 | 0 | 0 | 0 | 0 | 0 | 0 | 0 | 0 | 0 | 0 | 0 | 0 | 0 |
| Ishpeming Township, Precinct 2 | 351 | 455 | 4 | 2 | 1 | 1 | 2 | 0 | 0 | 0 | 0 | 0 | 0 | 0 | 0 | 0 | 0 | 0 | 0 | 0 |
| Marquette Charter Township, Precinct 1 | 540 | 906 | 20 | 3 | 8 | 6 | 0 | 0 | 0 | 0 | 0 | 0 | 0 | 0 | 0 | 0 | 0 | 0 | 0 | 0 |
| Marquette Charter Township, Precinct 2 | 363 | 363 | 4 | 1 | 0 | 2 | 1 | 0 | 0 | 0 | 0 | 0 | 0 | 0 | 0 | 0 | 0 | 0 | 0 | 0 |
| Michigamme Township, Precinct 1 | 118 | 84 | 0 | 2 | 1 | 0 | 2 | 0 | 0 | 0 | 0 | 0 | 0 | 0 | 0 | 0 | 0 | 0 | 0 | 0 |
| Negaunee Township, Precinct 1 | 688 | 874 | 20 | 6 | 10 | 1 | 1 | 0 | 0 | 0 | 0 | 0 | 0 | 0 | 0 | 0 | 0 | 0 | 0 | 0 |
| Powell Township, Precinct 1 | 158 | 173 | 4 | 2 | 6 | 0 | 0 | 0 | 0 | 0 | 0 | 0 | 0 | 0 | 0 | 0 | 0 | 0 | 0 | 0 |
| Powell Township, Precinct 2 | 60 | 85 | 1 | 0 | 1 | 0 | 0 | 0 | 0 | 0 | 0 | 0 | 0 | 0 | 0 | 0 | 0 | 0 | 0 | 0 |
| Republic Township, Precinct 1 | 261 | 291 | 7 | 1 | 8 | 0 | 0 | 0 | 0 | 0 | 0 | 0 | 0 | 0 | 0 | 0 | 0 | 0 | 0 | 0 |
| Richmond Township, Precinct 1 | 118 | 245 | 5 | 5 | 1 | 3 | 0 | 0 | 0 | 0 | 0 | 0 | 0 | 0 | 0 | 0 | 0 | 0 | 0 | 0 |
| Sands Township, Precinct 1 | 584 | 561 | 14 | 6 | 6 | 1 | 3 | 0 | 0 | 0 | 0 | 0 | 0 | 0 | 0 | 0 | 0 | 0 | 0 | 0 |
| Skandia Township, Precinct 1 | 217 | 179 | 6 | 1 | 6 | 2 | 2 | 0 | 0 | 0 | 0 | 0 | 0 | 0 | 0 | 0 | 0 | 0 | 0 | 0 |
| Tilden Township, Precinct 1 | 222 | 262 | 3 | 2 | 2 | 1 | 0 | 0 | 0 | 0 | 0 | 0 | 0 | 0 | 0 | 0 | 0 | 0 | 0 | 0 |
| Turin Township, Precinct 1 | 28 | 37 | 0 | 0 | 0 | 0 | 0 | 0 | 0 | 0 | 0 | 0 | 0 | 0 | 0 | 0 | 0 | 0 | 0 | 0 |
| Wells Township, Precinct 1 | 60 | 39 | 1 | 2 | 2 | 0 | 0 | 0 | 0 | 0 | 0 | 0 | 0 | 0 | 0 | 0 | 0 | 0 | 0 | 0 |
| West Branch Township, Precinct 1 | 309 | 320 | 13 | 1 | 3 | 3 | 0 | 0 | 0 | 0 | 0 | 0 | 0 | 0 | 0 | 0 | 0 | 0 | 0 | 0 |
| Total | 11963 | 17173 | 416 | 128 | 260 | 62 | 37 | 0 | 0 | 0 | 0 | 0 | 0 | 0 | 0 | 0 | 0 | 0 | 0 | 0 |

| Secretary of State (Vote for 1) | | | | | |
|---|---|---|---|---|---|
| Precinct | Mary Treder Lang - REP | Jocelyn Benson - DEM | Gregory Scott Stempfle - LIB | Robert Gale - UST | Write-in |
| Champion Township, Precinct 1 | 40 | 72 | 3 | 3 | 0 |
| Chocolay Township, Precinct 1 | 672 | 778 | 33 | 17 | 1 |
| Chocolay Township, Precinct 2 | 707 | 814 | 27 | 19 | 2 |
| City of Ishpeming, Precinct 1 | 482 | 696 | 25 | 16 | 2 |
| City of Ishpeming, Precinct 2 | 418 | 735 | 45 | 20 | 3 |
| City of Marquette, Precinct 1 | 521 | 657 | 29 | 10 | 5 |
| City of Marquette, Precinct 2 | 474 | 803 | 32 | 18 | 0 |
| City of Marquette, Precinct 3 | 363 | 671 | 20 | 12 | 2 |
| City of Marquette, Precinct 4 | 321 | 725 | 29 | 10 | 2 |
| City of Marquette, Precinct 5 | 268 | 814 | 36 | 12 | 3 |
| City of Marquette, Precinct 6 | 256 | 659 | 46 | 3 | 2 |
| City of Marquette, Precinct 7 | 358 | 1049 | 44 | 11 | 5 |
| City of Negaunee, Precinct 1 | 362 | 521 | 27 | 15 | 0 |
| City of Negaunee, Precinct 2 | 383 | 670 | 21 | 17 | 3 |
| Ely Township, Precinct 1 | 434 | 454 | 19 | 7 | 1 |
| Ewing Township, Precinct 1 | 51 | 32 | 3 | 1 | 0 |
| Forsyth Township, Precinct 1 | 696 | 695 | 38 | 21 | 1 |
| Forsyth Township, Precinct 2 | 292 | 183 | 13 | 10 | 0 |
| Forsyth Township, Precinct 3 | 278 | 240 | 31 | 8 | 0 |
| Humboldt Township, Precinct 1 | 114 | 123 | 4 | 5 | 0 |
| Ishpeming Township, Precinct 1 | 375 | 442 | 17 | 8 | 0 |
| Ishpeming Township, Precinct 2 | 347 | 445 | 7 | 5 | 2 |
| Marquette Charter Township, Precinct 1 | 551 | 851 | 29 | 8 | 1 |
| Marquette Charter Township, Precinct 2 | 359 | 356 | 9 | 3 | 1 |
| Michigamme Township, Precinct 1 | 116 | 86 | 2 | 6 | 0 |
| Negaunee Township, Precinct 1 | 688 | 837 | 26 | 18 | 3 |
| Powell Township, Precinct 1 | 165 | 153 | 12 | 7 | 0 |
| Powell Township, Precinct 2 | 59 | 85 | 1 | 0 | 0 |
| Republic Township, Precinct 1 | 260 | 278 | 10 | 8 | 0 |
| Richmond Township, Precinct 1 | 116 | 238 | 14 | 8 | 0 |
| Sands Township, Precinct 1 | 566 | 539 | 35 | 16 | 3 |
| Skandia Township, Precinct 1 | 216 | 169 | 15 | 3 | 2 |
| Tilden Township, Precinct 1 | 216 | 251 | 6 | 10 | 0 |
| Turin Township, Precinct 1 | 27 | 35 | 1 | 1 | 0 |
| Wells Township, Precinct 1 | 61 | 35 | 3 | 2 | 0 |
| West Branch Township, Precinct 1 | 306 | 310 | 18 | 7 | 0 |
| Total | **11918** | **16501** | **730** | **345** | **44** |

| Attorney General (Vote for 1) | | | | | | |
|---|---|---|---|---|---|---|
| Precinct | Tom Leonard - REP | Dana Nessel - DEM | Lisa Lane Gioia - LIB | Gerald T. Van Sickle - UST | Chris Graveline - NPA | Write-in |
| Champion Township, Precinct 1 | 43 | 65 | 3 | 2 | 3 | 0 |
| Chocolay Township, Precinct 1 | 669 | 741 | 36 | 13 | 28 | 4 |
| Chocolay Township, Precinct 2 | 702 | 775 | 26 | 11 | 36 | 2 |
| City of Ishpeming, Precinct 1 | 498 | 665 | 27 | 4 | 13 | 5 |
| City of Ishpeming, Precinct 2 | 430 | 702 | 37 | 18 | 22 | 5 |
| City of Marquette, Precinct 1 | 522 | 632 | 33 | 6 | 13 | 4 |
| City of Marquette, Precinct 2 | 471 | 762 | 43 | 7 | 20 | 2 |
| City of Marquette, Precinct 3 | 371 | 633 | 24 | 8 | 17 | 3 |
| City of Marquette, Precinct 4 | 320 | 700 | 30 | 5 | 22 | 2 |
| City of Marquette, Precinct 5 | 266 | 790 | 35 | 4 | 20 | 2 |
| City of Marquette, Precinct 6 | 259 | 629 | 35 | 3 | 23 | 2 |
| City of Marquette, Precinct 7 | 364 | 995 | 43 | 7 | 33 | 5 |
| City of Negaunee, Precinct 1 | 377 | 491 | 25 | 13 | 11 | 1 |
| City of Negaunee, Precinct 2 | 411 | 621 | 21 | 13 | 14 | 4 |
| Ely Township, Precinct 1 | 453 | 414 | 23 | 5 | 14 | 1 |
| Ewing Township, Precinct 1 | 53 | 29 | 2 | 1 | 0 | 0 |
| Forsyth Township, Precinct 1 | 701 | 639 | 38 | 11 | 33 | 3 |
| Forsyth Township, Precinct 2 | 290 | 177 | 9 | 5 | 14 | 0 |
| Forsyth Township, Precinct 3 | 270 | 231 | 23 | 6 | 19 | 0 |
| Humboldt Township, Precinct 1 | 121 | 116 | 1 | 3 | 3 | 0 |
| Ishpeming Township, Precinct 1 | 390 | 414 | 14 | 4 | 10 | 0 |
| Ishpeming Township, Precinct 2 | 356 | 413 | 10 | 5 | 8 | 5 |
| Marquette Charter Township, Precinct 1 | 536 | 810 | 32 | 18 | 19 | 2 |
| Marquette Charter Township, Precinct 2 | 364 | 336 | 9 | 3 | 6 | 2 |
| Michigamme Township, Precinct 1 | 119 | 77 | 4 | 5 | 2 | 0 |
| Negaunee Township, Precinct 1 | 702 | 790 | 31 | 12 | 20 | 3 |
| Powell Township, Precinct 1 | 159 | 147 | 9 | 7 | 8 | 2 |
| Powell Township, Precinct 2 | 64 | 76 | 3 | 0 | 0 | 1 |
| Republic Township, Precinct 1 | 257 | 262 | 16 | 4 | 11 | 1 |
| Richmond Township, Precinct 1 | 128 | 209 | 13 | 7 | 9 | 0 |
| Sands Township, Precinct 1 | 585 | 492 | 23 | 9 | 28 | 4 |
| Skandia Township, Precinct 1 | 220 | 152 | 12 | 5 | 8 | 2 |
| Tilden Township, Precinct 1 | 216 | 241 | 5 | 7 | 7 | 1 |
| Turin Township, Precinct 1 | 24 | 37 | 0 | 1 | 0 | 0 |
| Wells Township, Precinct 1 | 56 | 35 | 5 | 1 | 2 | 0 |
| West Branch Township, Precinct 1 | 314 | 280 | 23 | 7 | 11 | 0 |
| Total | 12081 | 15578 | 723 | 240 | 507 | 68 |

| US Senator (Vote for 1) | | | | | | | | | |
|---|---|---|---|---|---|---|---|---|---|
| Precinct | John James - REP | Debbie Stabenow - DEM | George E. Huffman III - UST | Marcia Squier - GRN | John Howard Wilhelm - NLP | Write-in | Tim Yow | Tom Bagwell | Valerie L. Willis |
| Champion Township, Precinct 1 | 41 | 74 | 2 | 1 | 2 | 0 | 0 | 0 | 0 |
| Chocolay Township, Precinct 1 | 683 | 820 | 11 | 10 | 5 | 1 | 0 | 0 | 0 |
| Chocolay Township, Precinct 2 | 717 | 849 | 10 | 18 | 5 | 1 | 0 | 0 | 0 |
| City of Ishpeming, Precinct 1 | 515 | 706 | 5 | 14 | 2 | 2 | 0 | 0 | 0 |
| City of Ishpeming, Precinct 2 | 453 | 742 | 11 | 24 | 9 | 3 | 0 | 0 | 0 |
| City of Marquette, Precinct 1 | 530 | 682 | 8 | 15 | 7 | 2 | 0 | 0 | 0 |
| City of Marquette, Precinct 2 | 481 | 853 | 7 | 18 | 4 | 0 | 0 | 0 | 0 |
| City of Marquette, Precinct 3 | 384 | 687 | 4 | 15 | 1 | 2 | 0 | 0 | 0 |
| City of Marquette, Precinct 4 | 328 | 749 | 5 | 14 | 5 | 2 | 0 | 0 | 0 |
| City of Marquette, Precinct 5 | 284 | 837 | 5 | 20 | 1 | 2 | 0 | 0 | 0 |
| City of Marquette, Precinct 6 | 276 | 655 | 6 | 29 | 9 | 1 | 0 | 0 | 0 |
| City of Marquette, Precinct 7 | 372 | 1081 | 4 | 22 | 5 | 3 | 0 | 0 | 0 |
| City of Negaunee, Precinct 1 | 374 | 537 | 9 | 14 | 1 | 0 | 0 | 0 | 0 |
| City of Negaunee, Precinct 2 | 412 | 671 | 8 | 10 | 5 | 2 | 0 | 0 | 0 |
| Ely Township, Precinct 1 | 450 | 454 | 9 | 2 | 4 | 1 | 0 | 0 | 0 |
| Ewing Township, Precinct 1 | 57 | 31 | 1 | 1 | 0 | 0 | 0 | 0 | 0 |
| Forsyth Township, Precinct 1 | 707 | 736 | 10 | 17 | 8 | 3 | 0 | 0 | 0 |
| Forsyth Township, Precinct 2 | 293 | 196 | 3 | 10 | 4 | 0 | 0 | 0 | 0 |
| Forsyth Township, Precinct 3 | 298 | 229 | 6 | 16 | 6 | 0 | 0 | 0 | 0 |
| Humboldt Township, Precinct 1 | 123 | 120 | 1 | 1 | 0 | 0 | 0 | 0 | 0 |
| Ishpeming Township, Precinct 1 | 398 | 447 | 3 | 4 | 1 | 0 | 0 | 0 | 0 |
| Ishpeming Township, Precinct 2 | 342 | 466 | 0 | 1 | 3 | 2 | 0 | 0 | 0 |
| Marquette Charter Township, Precinct 1 | 555 | 883 | 12 | 18 | 7 | 0 | 0 | 0 | 0 |
| Marquette Charter Township, Precinct 2 | 347 | 373 | 5 | 6 | 2 | 1 | 0 | 0 | 0 |
| Michigamme Township, Precinct 1 | 116 | 87 | 2 | 1 | 1 | 1 | 0 | 0 | 0 |
| Negaunee Township, Precinct 1 | 717 | 860 | 4 | 19 | 1 | 3 | 0 | 0 | 0 |
| Powell Township, Precinct 1 | 167 | 167 | 1 | 6 | 3 | 0 | 0 | 0 | 0 |
| Powell Township, Precinct 2 | 65 | 80 | 0 | 2 | 1 | 0 | 0 | 0 | 0 |
| Republic Township, Precinct 1 | 255 | 293 | 5 | 11 | 3 | 0 | 0 | 0 | 0 |
| Richmond Township, Precinct 1 | 126 | 244 | 2 | 4 | 1 | 0 | 0 | 0 | 0 |
| Sands Township, Precinct 1 | 606 | 553 | 5 | 7 | 4 | 3 | 0 | 0 | 0 |
| Skandia Township, Precinct 1 | 221 | 176 | 3 | 7 | 3 | 1 | 0 | 0 | 0 |
| Tilden Township, Precinct 1 | 231 | 253 | 6 | 3 | 2 | 0 | 0 | 0 | 0 |
| Turin Township, Precinct 1 | 28 | 36 | 1 | 0 | 0 | 0 | 0 | 0 | 0 |
| Wells Township, Precinct 1 | 58 | 42 | 0 | 2 | 1 | 0 | 0 | 0 | 0 |
| West Branch Township, Precinct 1 | 338 | 308 | 2 | 4 | 2 | 0 | 0 | 0 | 0 |
| Total | **12348** | **16977** | **176** | **366** | **118** | **36** | **0** | **0** | **0** |

| Rep in Congress 1 (Vote for 1) | | | |
|---|---|---|---|
| Precinct | Jack Bergman - REP | Matthew W. Morgan - DEM | Write-in |
| Champion Township, Precinct 1 | 40 | 78 | 0 |
| Chocolay Township, Precinct 1 | 712 | 805 | 2 |
| Chocolay Township, Precinct 2 | 734 | 842 | 2 |
| City of Ishpeming, Precinct 1 | 529 | 704 | 4 |
| City of Ishpeming, Precinct 2 | 483 | 738 | 5 |
| City of Marquette, Precinct 1 | 531 | 699 | 1 |
| City of Marquette, Precinct 2 | 521 | 835 | 1 |
| City of Marquette, Precinct 3 | 382 | 702 | 2 |
| City of Marquette, Precinct 4 | 335 | 756 | 5 |
| City of Marquette, Precinct 5 | 292 | 849 | 5 |
| City of Marquette, Precinct 6 | 286 | 672 | 6 |
| City of Marquette, Precinct 7 | 392 | 1076 | 5 |
| City of Negaunee, Precinct 1 | 393 | 532 | 1 |
| City of Negaunee, Precinct 2 | 414 | 686 | 2 |
| Ely Township, Precinct 1 | 457 | 456 | 1 |
| Ewing Township, Precinct 1 | 56 | 31 | 0 |
| Forsyth Township, Precinct 1 | 743 | 725 | 1 |
| Forsyth Township, Precinct 2 | 302 | 202 | 0 |
| Forsyth Township, Precinct 3 | 299 | 254 | 1 |
| Humboldt Township, Precinct 1 | 124 | 122 | 0 |
| Ishpeming Township, Precinct 1 | 413 | 440 | 0 |
| Ishpeming Township, Precinct 2 | 360 | 445 | 3 |
| Marquette Charter Township, Precinct 1 | 580 | 881 | 2 |
| Marquette Charter Township, Precinct 2 | 360 | 369 | 1 |
| Michigamme Township, Precinct 1 | 120 | 84 | 1 |
| Negaunee Township, Precinct 1 | 750 | 834 | 3 |
| Powell Township, Precinct 1 | 176 | 164 | 2 |
| Powell Township, Precinct 2 | 64 | 83 | 0 |
| Republic Township, Precinct 1 | 271 | 292 | 1 |
| Richmond Township, Precinct 1 | 133 | 240 | 1 |
| Sands Township, Precinct 1 | 614 | 556 | 2 |
| Skandia Township, Precinct 1 | 233 | 174 | 1 |
| Tilden Township, Precinct 1 | 233 | 255 | 0 |
| Turin Township, Precinct 1 | 31 | 33 | 0 |
| Wells Township, Precinct 1 | 64 | 41 | 0 |
| West Branch Township, Precinct 1 | 326 | 323 | 0 |
| Total | 12753 | 16978 | 61 |

| St Senator 38 (Vote for 1) | | | | |
|---|---|---|---|---|
| Precinct | Ed McBroom - REP | Scott Dianda - DEM | Wade Paul Roberts - GRN | Write-in |
| Champion Township, Precinct 1 | 45 | 74 | 0 | 1 |
| Chocolay Township, Precinct 1 | 756 | 730 | 35 | 2 |
| Chocolay Township, Precinct 2 | 770 | 765 | 34 | 1 |
| City of Ishpeming, Precinct 1 | 553 | 666 | 19 | 3 |
| City of Ishpeming, Precinct 2 | 480 | 704 | 46 | 1 |
| City of Marquette, Precinct 1 | 584 | 635 | 22 | 1 |
| City of Marquette, Precinct 2 | 559 | 766 | 28 | 2 |
| City of Marquette, Precinct 3 | 412 | 650 | 21 | 2 |
| City of Marquette, Precinct 4 | 367 | 690 | 39 | 2 |
| City of Marquette, Precinct 5 | 304 | 812 | 30 | 1 |
| City of Marquette, Precinct 6 | 319 | 622 | 31 | 2 |
| City of Marquette, Precinct 7 | 425 | 1004 | 39 | 3 |
| City of Negaunee, Precinct 1 | 410 | 493 | 21 | 0 |
| City of Negaunee, Precinct 2 | 458 | 634 | 10 | 0 |
| Ely Township, Precinct 1 | 474 | 431 | 14 | 1 |
| Ewing Township, Precinct 1 | 65 | 24 | 0 | 0 |
| Forsyth Township, Precinct 1 | 812 | 634 | 20 | 1 |
| Forsyth Township, Precinct 2 | 318 | 174 | 17 | 0 |
| Forsyth Township, Precinct 3 | 294 | 232 | 31 | 0 |
| Humboldt Township, Precinct 1 | 126 | 116 | 4 | 0 |
| Ishpeming Township, Precinct 1 | 431 | 416 | 7 | 1 |
| Ishpeming Township, Precinct 2 | 376 | 424 | 7 | 2 |
| Marquette Charter Township, Precinct 1 | 624 | 811 | 35 | 2 |
| Marquette Charter Township, Precinct 2 | 384 | 340 | 7 | 1 |
| Michigamme Township, Precinct 1 | 130 | 73 | 3 | 1 |
| Negaunee Township, Precinct 1 | 767 | 808 | 24 | 3 |
| Powell Township, Precinct 1 | 178 | 161 | 7 | 0 |
| Powell Township, Precinct 2 | 68 | 78 | 0 | 0 |
| Republic Township, Precinct 1 | 292 | 259 | 19 | 0 |
| Richmond Township, Precinct 1 | 149 | 217 | 7 | 1 |
| Sands Township, Precinct 1 | 644 | 504 | 23 | 1 |
| Skandia Township, Precinct 1 | 253 | 148 | 7 | 1 |
| Tilden Township, Precinct 1 | 235 | 249 | 11 | 0 |
| Turin Township, Precinct 1 | 36 | 26 | 1 | 0 |
| Wells Township, Precinct 1 | 71 | 27 | 6 | 0 |
| West Branch Township, Precinct 1 | 347 | 294 | 10 | 1 |
| Total | 13516 | 15691 | 635 | 37 |

| Representative 109 (Vote for 1) | | | |
|---|---|---|---|
| Precinct | Melody Wagner - REP | Sara Cambensy - DEM | Write-in |
| Champion Township, Precinct 1 | 40 | 79 | 0 |
| Chocolay Township, Precinct 1 | 617 | 890 | 4 |
| Chocolay Township, Precinct 2 | 619 | 937 | 6 |
| City of Ishpeming, Precinct 1 | 434 | 788 | 2 |
| City of Ishpeming, Precinct 2 | 390 | 810 | 6 |
| City of Marquette, Precinct 1 | 465 | 760 | 4 |
| City of Marquette, Precinct 2 | 413 | 913 | 3 |
| City of Marquette, Precinct 3 | 305 | 765 | 4 |
| City of Marquette, Precinct 4 | 279 | 803 | 3 |
| City of Marquette, Precinct 5 | 228 | 905 | 4 |
| City of Marquette, Precinct 6 | 242 | 718 | 8 |
| City of Marquette, Precinct 7 | 336 | 1111 | 8 |
| City of Negaunee, Precinct 1 | 351 | 572 | 2 |
| City of Negaunee, Precinct 2 | 345 | 747 | 4 |
| Ely Township, Precinct 1 | 403 | 505 | 1 |
| Ewing Township, Precinct 1 | 55 | 32 | 0 |
| Forsyth Township, Precinct 1 | 649 | 794 | 3 |
| Forsyth Township, Precinct 2 | 273 | 226 | 3 |
| Forsyth Township, Precinct 3 | 293 | 247 | 2 |
| Humboldt Township, Precinct 1 | 121 | 121 | 1 |
| Marquette Charter Township, Precinct 1 | 481 | 953 | 6 |
| Marquette Charter Township, Precinct 2 | 313 | 406 | 1 |
| Michigamme Township, Precinct 1 | 103 | 98 | 1 |
| Negaunee Township, Precinct 1 | 625 | 951 | 3 |
| Republic Township, Precinct 1 | 263 | 293 | 1 |
| Richmond Township, Precinct 1 | 108 | 253 | 3 |
| Sands Township, Precinct 1 | 547 | 612 | 2 |
| Skandia Township, Precinct 1 | 209 | 190 | 2 |
| Tilden Township, Precinct 1 | 197 | 283 | 2 |
| Turin Township, Precinct 1 | 26 | 37 | 0 |
| Wells Township, Precinct 1 | 56 | 45 | 1 |
| West Branch Township, Precinct 1 | 286 | 348 | 1 |
| Total | 10072 | 17192 | 91 |

| Representative 110 (Vote for 1) | | | |
|---|---|---|---|
| Precinct | Gregory Markkanen - REP | Ken Summers - DEM | Write-in |
| Ishpeming Township, Precinct 1 | 376 | 460 | 1 |
| Ishpeming Township, Precinct 2 | 339 | 451 | 6 |
| Powell Township, Precinct 1 | 166 | 160 | 0 |
| Powell Township, Precinct 2 | 62 | 79 | 0 |
| Total | 943 | 1150 | 7 |

| State Brd of Ed (Vote for 2) | | | | | | | | | | | | |
|---|---|---|---|---|---|---|---|---|---|---|---|---|
| Precinct | Tami Carlone - REP | Richard Zeile - REP | Judith P. Pritchett - DEM | Tiffany Tilley - DEM | Scotty Boman - LIB | John J. Tatar - LIB | Karen Adams - UST | Douglas Levesque - UST | Sherry A. Walls - GRN | Mary Anne Hering - WCP | Logan R. Smith - WCP | Write-in |
| Champion Township, Precinct 1 | 33 | 31 | 56 | 57 | 2 | 2 | 1 | 3 | 3 | 14 | 11 | 0 |
| Chocolay Township, Precinct 1 | 553 | 501 | 654 | 604 | 59 | 35 | 23 | 12 | 44 | 48 | 32 | 8 |
| Chocolay Township, Precinct 2 | 606 | 555 | 700 | 654 | 46 | 33 | 22 | 13 | 28 | 42 | 40 | 5 |
| City of Ishpeming, Precinct 1 | 412 | 364 | 600 | 568 | 39 | 32 | 29 | 13 | 16 | 52 | 32 | 6 |
| City of Ishpeming, Precinct 2 | 353 | 305 | 641 | 574 | 51 | 26 | 18 | 12 | 27 | 49 | 50 | 4 |
| City of Marquette, Precinct 1 | 440 | 394 | 544 | 530 | 39 | 33 | 14 | 6 | 34 | 37 | 18 | 2 |
| City of Marquette, Precinct 2 | 397 | 356 | 685 | 645 | 43 | 26 | 13 | 9 | 32 | 45 | 25 | 2 |
| City of Marquette, Precinct 3 | 309 | 288 | 572 | 529 | 29 | 11 | 16 | 2 | 27 | 31 | 26 | 4 |
| City of Marquette, Precinct 4 | 262 | 248 | 624 | 603 | 38 | 20 | 12 | 9 | 27 | 35 | 19 | 9 |
| City of Marquette, Precinct 5 | 226 | 203 | 696 | 644 | 56 | 24 | 11 | 5 | 42 | 32 | 21 | 9 |
| City of Marquette, Precinct 6 | 216 | 200 | 547 | 495 | 48 | 30 | 12 | 1 | 30 | 35 | 22 | 5 |
| City of Marquette, Precinct 7 | 310 | 287 | 898 | 857 | 51 | 41 | 17 | 7 | 42 | 33 | 24 | 7 |
| City of Negaunee, Precinct 1 | 315 | 275 | 442 | 413 | 40 | 21 | 14 | 12 | 14 | 36 | 32 | 2 |
| City of Negaunee, Precinct 2 | 338 | 299 | 577 | 535 | 31 | 17 | 20 | 9 | 11 | 41 | 29 | 3 |
| Ely Township, Precinct 1 | 379 | 348 | 394 | 367 | 32 | 20 | 13 | 5 | 9 | 34 | 35 | 3 |
| Ewing Township, Precinct 1 | 36 | 31 | 24 | 23 | 6 | 7 | 4 | 2 | 1 | 1 | 3 | 0 |
| Forsyth Township, Precinct 1 | 583 | 531 | 579 | 515 | 50 | 28 | 27 | 13 | 23 | 57 | 38 | 7 |
| Forsyth Township, Precinct 2 | 238 | 235 | 154 | 131 | 18 | 9 | 7 | 5 | 9 | 24 | 14 | 0 |
| Forsyth Township, Precinct 3 | 237 | 205 | 193 | 190 | 31 | 20 | 13 | 10 | 16 | 14 | 13 | 0 |
| Humboldt Township, Precinct 1 | 107 | 89 | 103 | 105 | 11 | 4 | 5 | 2 | 2 | 5 | 4 | 0 |
| Ishpeming Township, Precinct 1 | 317 | 287 | 399 | 373 | 23 | 20 | 12 | 5 | 11 | 28 | 22 | 2 |
| Ishpeming Township, Precinct 2 | 291 | 249 | 388 | 361 | 19 | 11 | 10 | 3 | 7 | 27 | 22 | 5 |
| Marquette Charter Township, Precinct 1 | 443 | 396 | 733 | 687 | 50 | 23 | 27 | 15 | 31 | 55 | 35 | 1 |
| Marquette Charter Township, Precinct 2 | 319 | 282 | 310 | 308 | 19 | 9 | 14 | 7 | 8 | 16 | 8 | 0 |
| Michigamme Township, Precinct 1 | 97 | 94 | 66 | 65 | 7 | 2 | 4 | 3 | 2 | 5 | 1 | 2 |
| Negaunee Township, Precinct 1 | 589 | 529 | 768 | 709 | 46 | 29 | 17 | 9 | 19 | 40 | 38 | 3 |
| Powell Township, Precinct 1 | 136 | 111 | 130 | 123 | 13 | 11 | 6 | 2 | 5 | 8 | 11 | 0 |
| Powell Township, Precinct 2 | 57 | 54 | 64 | 61 | 3 | 3 | 1 | 1 | 5 | 5 | 3 | 0 |
| Republic Township, Precinct 1 | 226 | 208 | 226 | 209 | 11 | 8 | 16 | 3 | 14 | 19 | 16 | 2 |
| Richmond Township, Precinct 1 | 95 | 71 | 202 | 191 | 18 | 8 | 11 | 7 | 6 | 17 | 16 | 0 |
| Sands Township, Precinct 1 | 463 | 438 | 462 | 428 | 54 | 28 | 20 | 10 | 19 | 41 | 37 | 5 |
| Skandia Township, Precinct 1 | 182 | 170 | 124 | 124 | 16 | 10 | 9 | 3 | 10 | 12 | 10 | 4 |
| Tilden Township, Precinct 1 | 196 | 170 | 207 | 190 | 9 | 6 | 9 | 6 | 4 | 15 | 16 | 0 |
| Turin Township, Precinct 1 | 19 | 19 | 30 | 31 | 4 | 1 | 0 | 0 | 2 | 2 | 1 | 0 |
| Wells Township, Precinct 1 | 47 | 43 | 34 | 30 | 3 | 1 | 3 | 1 | 3 | 3 | 2 | 0 |
| West Branch Township, Precinct 1 | 268 | 228 | 262 | 236 | 27 | 13 | 10 | 8 | 14 | 23 | 11 | 0 |
| Total | 10095 | 9094 | 14088 | 13165 | 1042 | 622 | 460 | 233 | 597 | 981 | 737 | 100 |

| U of M Regent (Vote for 2) | | | | | | | | | | | | |
|---|---|---|---|---|---|---|---|---|---|---|---|---|
| Precinct | Andrea Fischer Newman - REP | Andrew Richner - REP | Jordan Acker - DEM | Paul Brown - DEM | James Lewis Hudler - LIB | John Iascob - LIB | Joe Sanger - UST | Crystal Van Sickle - UST | Kevin A. Graves - GRN | Marge Katchmark Sallows - NLP | Write-in | |
| Champion Township, Precinct 1 | 35 | 35 | 59 | 57 | 2 | 2 | 5 | 7 | 2 | 2 | 1 | |
| Chocolay Township, Precinct 1 | 529 | 502 | 626 | 590 | 42 | 36 | 13 | 39 | 41 | 19 | 9 | |
| Chocolay Township, Precinct 2 | 594 | 551 | 649 | 611 | 32 | 31 | 23 | 35 | 42 | 20 | 5 | |
| City of Ishpeming, Precinct 1 | 423 | 371 | 604 | 552 | 21 | 21 | 16 | 31 | 29 | 13 | 8 | |
| City of Ishpeming, Precinct 2 | 360 | 310 | 612 | 575 | 32 | 36 | 25 | 26 | 30 | 28 | 7 | |
| City of Marquette, Precinct 1 | 415 | 402 | 523 | 504 | 22 | 25 | 11 | 22 | 33 | 14 | 4 | |
| City of Marquette, Precinct 2 | 398 | 374 | 634 | 625 | 28 | 22 | 17 | 30 | 31 | 19 | 2 | |
| City of Marquette, Precinct 3 | 301 | 274 | 531 | 507 | 19 | 21 | 13 | 21 | 30 | 8 | 9 | |
| City of Marquette, Precinct 4 | 267 | 246 | 575 | 552 | 24 | 28 | 12 | 22 | 35 | 13 | 11 | |
| City of Marquette, Precinct 5 | 223 | 209 | 654 | 613 | 36 | 36 | 10 | 16 | 42 | 13 | 11 | |
| City of Marquette, Precinct 6 | 207 | 190 | 512 | 474 | 34 | 31 | 18 | 14 | 36 | 17 | 6 | |
| City of Marquette, Precinct 7 | 296 | 273 | 840 | 811 | 33 | 33 | 10 | 18 | 49 | 26 | 18 | |
| City of Negaunee, Precinct 1 | 311 | 277 | 438 | 403 | 27 | 23 | 13 | 20 | 21 | 18 | 2 | |
| City of Negaunee, Precinct 2 | 325 | 306 | 548 | 509 | 24 | 27 | 19 | 28 | 15 | 8 | 9 | |
| Ely Township, Precinct 1 | 366 | 354 | 377 | 366 | 26 | 23 | 19 | 17 | 12 | 15 | 0 | |
| Ewing Township, Precinct 1 | 34 | 28 | 23 | 22 | 7 | 8 | 2 | 4 | 1 | 0 | 0 | |
| Forsyth Township, Precinct 1 | 559 | 524 | 532 | 530 | 28 | 31 | 30 | 45 | 32 | 30 | 6 | |
| Forsyth Township, Precinct 2 | 227 | 225 | 150 | 129 | 11 | 10 | 12 | 7 | 9 | 14 | 1 | |
| Forsyth Township, Precinct 3 | 228 | 197 | 190 | 176 | 23 | 20 | 14 | 16 | 17 | 15 | 5 | |
| Humboldt Township, Precinct 1 | 99 | 91 | 114 | 100 | 5 | 5 | 7 | 7 | 3 | 2 | 0 | |
| Ishpeming Township, Precinct 1 | 308 | 284 | 375 | 372 | 19 | 23 | 10 | 9 | 16 | 12 | 0 | |
| Ishpeming Township, Precinct 2 | 278 | 244 | 380 | 361 | 8 | 10 | 10 | 19 | 8 | 12 | 5 | |
| Marquette Charter Township, Precinct 1 | 448 | 404 | 664 | 652 | 27 | 27 | 26 | 37 | 46 | 25 | 3 | |
| Marquette Charter Township, Precinct 2 | 301 | 288 | 297 | 282 | 13 | 9 | 7 | 15 | 12 | 9 | 0 | |
| Michigamme Township, Precinct 1 | 101 | 91 | 61 | 62 | 3 | 3 | 3 | 4 | 5 | 2 | 1 | |
| Negaunee Township, Precinct 1 | 557 | 523 | 705 | 692 | 34 | 36 | 24 | 35 | 30 | 11 | 5 | |
| Powell Township, Precinct 1 | 134 | 111 | 128 | 116 | 12 | 13 | 2 | 9 | 6 | 5 | 2 | |
| Powell Township, Precinct 2 | 57 | 54 | 56 | 56 | 2 | 4 | 0 | 1 | 10 | 3 | 0 | |
| Republic Township, Precinct 1 | 216 | 199 | 219 | 207 | 11 | 11 | 11 | 15 | 17 | 10 | 2 | |
| Richmond Township, Precinct 1 | 96 | 79 | 199 | 192 | 10 | 7 | 10 | 13 | 6 | 7 | 0 | |
| Sands Township, Precinct 1 | 469 | 423 | 430 | 406 | 34 | 24 | 25 | 30 | 26 | 18 | 6 | |
| Skandia Township, Precinct 1 | 186 | 172 | 124 | 123 | 9 | 10 | 6 | 13 | 10 | 5 | 3 | |
| Tilden Township, Precinct 1 | 178 | 168 | 197 | 200 | 5 | 6 | 12 | 9 | 9 | 4 | 5 | |
| Turin Township, Precinct 1 | 20 | 22 | 30 | 32 | 1 | 1 | 1 | 1 | 1 | 1 | 0 | |
| Wells Township, Precinct 1 | 45 | 44 | 30 | 29 | 3 | 1 | 2 | 3 | 2 | 2 | 0 | |
| West Branch Township, Precinct 1 | 259 | 237 | 253 | 223 | 16 | 19 | 8 | 16 | 14 | 13 | 2 | |
| Total | 9850 | 9082 | 13339 | 12711 | 683 | 673 | 446 | 654 | 728 | 433 | 148 | |

| MSU Trustee (Vote for 2) | | | | | | | | | | | | |
|---|---|---|---|---|---|---|---|---|---|---|---|---|
| Precinct | Dave Dutch - REP | Mike Miller - REP | Brianna T. Scott - DEM | Kelly Charron Tebay - DEM | Bruce Campbell - LIB | Tim Orzechowski - LIB | Janet M. Sanger - UST | John Paul Sanger - UST | Aaron Mariasy - GRN | Bridgette R. Abraham-Guzman - NLP | Write-in | David Mott |
| Champion Township, Precinct 1 | 35 | 34 | 61 | 55 | 1 | 1 | 5 | 4 | 2 | 2 | 1 | 0 |
| Chocolay Township, Precinct 1 | 499 | 518 | 654 | 587 | 49 | 39 | 21 | 9 | 34 | 18 | 9 | 0 |
| Chocolay Township, Precinct 2 | 553 | 560 | 669 | 622 | 38 | 29 | 33 | 22 | 30 | 15 | 6 | 0 |
| City of Ishpeming, Precinct 1 | 381 | 383 | 617 | 555 | 32 | 21 | 28 | 21 | 17 | 12 | 8 | 0 |
| City of Ishpeming, Precinct 2 | 323 | 338 | 623 | 561 | 34 | 26 | 31 | 22 | 29 | 23 | 7 | 0 |
| City of Marquette, Precinct 1 | 406 | 400 | 545 | 492 | 30 | 25 | 15 | 8 | 27 | 10 | 3 | 0 |
| City of Marquette, Precinct 2 | 362 | 377 | 664 | 614 | 36 | 26 | 24 | 13 | 26 | 18 | 2 | 0 |
| City of Marquette, Precinct 3 | 277 | 293 | 545 | 504 | 21 | 18 | 22 | 9 | 20 | 9 | 8 | 0 |
| City of Marquette, Precinct 4 | 257 | 248 | 596 | 563 | 31 | 21 | 12 | 6 | 26 | 20 | 10 | 0 |
| City of Marquette, Precinct 5 | 198 | 210 | 686 | 619 | 41 | 33 | 13 | 8 | 37 | 8 | 12 | 0 |
| City of Marquette, Precinct 6 | 196 | 199 | 528 | 477 | 40 | 30 | 15 | 4 | 27 | 12 | 5 | 0 |
| City of Marquette, Precinct 7 | 273 | 287 | 860 | 806 | 43 | 37 | 17 | 7 | 42 | 20 | 16 | 0 |
| City of Negaunee, Precinct 1 | 290 | 295 | 456 | 400 | 26 | 21 | 20 | 12 | 18 | 13 | 2 | 0 |
| City of Negaunee, Precinct 2 | 311 | 309 | 542 | 500 | 28 | 20 | 30 | 19 | 16 | 8 | 9 | 0 |
| Ely Township, Precinct 1 | 355 | 357 | 398 | 360 | 26 | 18 | 20 | 15 | 13 | 10 | 0 | 0 |
| Ewing Township, Precinct 1 | 32 | 33 | 24 | 19 | 4 | 3 | 6 | 7 | 0 | 0 | 2 | 0 |
| Forsyth Township, Precinct 1 | 520 | 550 | 570 | 522 | 45 | 28 | 35 | 25 | 26 | 22 | 6 | 0 |
| Forsyth Township, Precinct 2 | 219 | 227 | 154 | 137 | 16 | 7 | 6 | 8 | 11 | 12 | 1 | 0 |
| Forsyth Township, Precinct 3 | 213 | 206 | 211 | 171 | 24 | 23 | 16 | 6 | 15 | 13 | 6 | 0 |
| Humboldt Township, Precinct 1 | 95 | 97 | 110 | 97 | 7 | 4 | 6 | 3 | 3 | 6 | 0 | 0 |
| Ishpeming Township, Precinct 1 | 287 | 291 | 393 | 366 | 24 | 17 | 12 | 7 | 16 | 13 | 0 | 0 |
| Ishpeming Township, Precinct 2 | 251 | 259 | 385 | 349 | 18 | 7 | 16 | 10 | 7 | 8 | 6 | 0 |
| Marquette Charter Township, Precinct 1 | 412 | 421 | 709 | 644 | 44 | 24 | 30 | 20 | 32 | 24 | 5 | 0 |
| Marquette Charter Township, Precinct 2 | 279 | 286 | 304 | 287 | 16 | 11 | 19 | 7 | 10 | 6 | 1 | 0 |
| Michigamme Township, Precinct 1 | 90 | 98 | 66 | 61 | 7 | 2 | 3 | 2 | 3 | 1 | 0 | 0 |
| Negaunee Township, Precinct 1 | 523 | 538 | 743 | 669 | 39 | 33 | 28 | 23 | 21 | 11 | 2 | 0 |
| Powell Township, Precinct 1 | 121 | 122 | 131 | 116 | 13 | 11 | 9 | 3 | 7 | 4 | 1 | 0 |
| Powell Township, Precinct 2 | 53 | 52 | 66 | 55 | 3 | 1 | 0 | 0 | 9 | 4 | 0 | 0 |
| Republic Township, Precinct 1 | 209 | 207 | 233 | 200 | 15 | 12 | 15 | 8 | 16 | 10 | 2 | 0 |
| Richmond Township, Precinct 1 | 82 | 79 | 207 | 188 | 9 | 8 | 16 | 9 | 7 | 9 | 0 | 0 |
| Sands Township, Precinct 1 | 438 | 436 | 454 | 421 | 31 | 27 | 29 | 10 | 14 | 11 | 7 | 0 |
| Skandia Township, Precinct 1 | 180 | 166 | 126 | 117 | 12 | 8 | 12 | 10 | 7 | 4 | 4 | 0 |
| Tilden Township, Precinct 1 | 168 | 170 | 208 | 188 | 10 | 6 | 16 | 7 | 6 | 4 | 5 | 0 |
| Turin Township, Precinct 1 | 18 | 27 | 29 | 29 | 1 | 1 | 1 | 1 | 0 | 0 | 0 | 0 |
| Wells Township, Precinct 1 | 45 | 45 | 29 | 31 | 2 | 2 | 4 | 1 | 2 | 3 | 0 | 0 |
| West Branch Township, Precinct 1 | 251 | 241 | 268 | 225 | 23 | 16 | 9 | 2 | 14 | 10 | 3 | 0 |
| Total | 9202 | 9359 | 13864 | 12607 | 839 | 616 | 594 | 348 | 590 | 373 | 149 | 0 |

| Wayne State Gov (Vote for 2) | | | | | | | | | |
|---|---|---|---|---|---|---|---|---|---|
| Precinct | Diane Dunaskiss - REP | David Nicholson - REP | Bryan C. Barnhill - DEM | Anil Kumar - DEM | Jon Elgas - LIB | John T. Hargenrader - LIB | Christine C. Schwartz - UST | Marc Joseph Sosnowski - UST | Write-in |
| Champion Township, Precinct 1 | 33 | 33 | 58 | 55 | 2 | 1 | 9 | 4 | 1 |
| Chocolay Township, Precinct 1 | 537 | 490 | 623 | 581 | 56 | 36 | 43 | 12 | 13 |
| Chocolay Township, Precinct 2 | 560 | 540 | 644 | 598 | 33 | 34 | 58 | 26 | 9 |
| City of Ishpeming, Precinct 1 | 408 | 387 | 591 | 528 | 37 | 30 | 40 | 23 | 10 |
| City of Ishpeming, Precinct 2 | 349 | 328 | 630 | 558 | 39 | 29 | 47 | 23 | 10 |
| City of Marquette, Precinct 1 | 419 | 367 | 517 | 487 | 34 | 25 | 26 | 12 | 8 |
| City of Marquette, Precinct 2 | 402 | 365 | 627 | 613 | 34 | 30 | 37 | 21 | 3 |
| City of Marquette, Precinct 3 | 294 | 277 | 518 | 513 | 20 | 21 | 24 | 12 | 10 |
| City of Marquette, Precinct 4 | 260 | 243 | 563 | 557 | 37 | 26 | 31 | 15 | 13 |
| City of Marquette, Precinct 5 | 221 | 199 | 623 | 617 | 51 | 35 | 26 | 14 | 11 |
| City of Marquette, Precinct 6 | 198 | 193 | 504 | 474 | 42 | 33 | 27 | 11 | 10 |
| City of Marquette, Precinct 7 | 301 | 274 | 813 | 807 | 50 | 44 | 31 | 13 | 14 |
| City of Negaunee, Precinct 1 | 311 | 274 | 426 | 386 | 31 | 22 | 35 | 21 | 7 |
| City of Negaunee, Precinct 2 | 322 | 295 | 551 | 488 | 30 | 25 | 31 | 17 | 9 |
| Ely Township, Precinct 1 | 358 | 335 | 398 | 359 | 27 | 20 | 28 | 19 | 2 |
| Ewing Township, Precinct 1 | 35 | 34 | 24 | 21 | 3 | 7 | 4 | 6 | 0 |
| Forsyth Township, Precinct 1 | 572 | 521 | 551 | 510 | 49 | 38 | 61 | 26 | 9 |
| Forsyth Township, Precinct 2 | 229 | 225 | 146 | 134 | 13 | 9 | 20 | 9 | 1 |
| Forsyth Township, Precinct 3 | 226 | 206 | 194 | 170 | 25 | 25 | 25 | 11 | 5 |
| Humboldt Township, Precinct 1 | 102 | 87 | 102 | 98 | 6 | 5 | 9 | 8 | 0 |
| Ishpeming Township, Precinct 1 | 310 | 290 | 381 | 348 | 24 | 20 | 28 | 10 | 0 |
| Ishpeming Township, Precinct 2 | 276 | 266 | 375 | 337 | 14 | 13 | 24 | 4 | 5 |
| Marquette Charter Township, Precinct 1 | 429 | 405 | 677 | 643 | 43 | 37 | 56 | 30 | 6 |
| Marquette Charter Township, Precinct 2 | 291 | 270 | 294 | 267 | 16 | 12 | 16 | 11 | 3 |
| Michigamme Township, Precinct 1 | 92 | 94 | 66 | 61 | 4 | 4 | 8 | 3 | 0 |
| Negaunee Township, Precinct 1 | 548 | 534 | 704 | 667 | 39 | 30 | 50 | 25 | 5 |
| Powell Township, Precinct 1 | 123 | 110 | 130 | 112 | 13 | 12 | 11 | 7 | 2 |
| Powell Township, Precinct 2 | 58 | 53 | 58 | 50 | 5 | 2 | 3 | 1 | 0 |
| Republic Township, Precinct 1 | 208 | 203 | 229 | 202 | 19 | 9 | 33 | 13 | 2 |
| Richmond Township, Precinct 1 | 91 | 82 | 208 | 183 | 13 | 13 | 17 | 6 | 0 |
| Sands Township, Precinct 1 | 462 | 426 | 435 | 391 | 41 | 27 | 39 | 18 | 10 |
| Skandia Township, Precinct 1 | 181 | 173 | 116 | 114 | 15 | 5 | 19 | 8 | 4 |
| Tilden Township, Precinct 1 | 175 | 173 | 209 | 177 | 9 | 8 | 18 | 11 | 5 |
| Turin Township, Precinct 1 | 21 | 25 | 31 | 27 | 1 | 0 | 1 | 1 | 0 |
| Wells Township, Precinct 1 | 44 | 40 | 32 | 25 | 2 | 2 | 3 | 4 | 2 |
| West Branch Township, Precinct 1 | 247 | 237 | 239 | 224 | 31 | 17 | 23 | 13 | 3 |
| Total | 9693 | 9054 | 13287 | 12382 | 908 | 706 | 961 | 468 | 192 |

| County Comm 1 (Vote for 1) | | | |
|---|---|---|---|
| Precinct | John DePetro - DEM | Write-in | |
| City of Marquette, Precinct 6 | 829 | 19 | |
| City of Marquette, Precinct 7 | 1218 | 28 | |
| Marquette Charter Township, Precinct 1 | 1170 | 39 | |
| Powell Township, Precinct 1 | 257 | 9 | |
| Powell Township, Precinct 2 | 109 | 3 | |
| Total | **3583** | **98** | |

| County Comm 2 (Vote for 1) | | | |
|---|---|---|---|
| Precinct | Joe Derocha - DEM | Write-in | |
| Champion Township, Precinct 1 | 92 | 2 | |
| Ely Township, Precinct 1 | 739 | 21 | |
| Humboldt Township, Precinct 1 | 192 | 7 | |
| Ishpeming Township, Precinct 1 | 684 | 12 | |
| Ishpeming Township, Precinct 2 | 670 | 15 | |
| Michigamme Township, Precinct 1 | 160 | 6 | |
| Negaunee Township, Precinct 1 | 1188 | 39 | |
| Republic Township, Precinct 1 | 456 | 17 | |
| Total | **4181** | **119** | |

| County Comm 3 (Vote for 1) | | | |
|---|---|---|---|
| Precinct | Stephen Adamini - DEM | Write-in | |
| City of Marquette, Precinct 1 | 910 | 26 | |
| City of Marquette, Precinct 3 | 845 | 16 | |
| City of Marquette, Precinct 4 | 850 | 17 | |
| City of Marquette, Precinct 5 | 939 | 24 | |
| Marquette Charter Township, Precinct 2 | 527 | 16 | |
| Total | **4071** | **99** | |

| County Comm 4 (Vote for 1) | | | |
|---|---|---|---|
| Precinct | Gerry Corkin - DEM | Write-in | |
| City of Ishpeming, Precinct 1 | 1009 | 22 | |
| City of Ishpeming, Precinct 2 | 1004 | 39 | |
| City of Negaunee, Precinct 1 | 736 | 23 | |
| City of Negaunee, Precinct 2 | 912 | 17 | |
| Total | **3661** | **101** | |

| County Comm 5 (Vote for 1) | | | |
|---|---|---|---|
| Precinct | Bill Nordeen - DEM | Write-in | Eric Dwight Rehorst |
| Ewing Township, Precinct 1 | 47 | 4 | 4 |
| Forsyth Township, Precinct 1 | 1086 | 55 | 39 |
| Forsyth Township, Precinct 2 | 361 | 13 | 14 |
| Forsyth Township, Precinct 3 | 385 | 31 | 26 |
| Richmond Township, Precinct 1 | 317 | 11 | 0 |
| Skandia Township, Precinct 1 | 285 | 13 | 4 |
| Tilden Township, Precinct 1 | 370 | 17 | 0 |
| Turin Township, Precinct 1 | 44 | 3 | 1 |
| Wells Township, Precinct 1 | 76 | 2 | 0 |
| West Branch Township, Precinct 1 | 451 | 28 | 7 |
| Total | **3422** | **177** | **95** |

| County Comm 6 (Vote for 1) | | | |
|---|---|---|---|
| Precinct | Karen Alholm - DEM | Write-in | |
| Chocolay Township, Precinct 1 | 1101 | 49 | |
| Chocolay Township, Precinct 2 | 1118 | 48 | |
| City of Marquette, Precinct 2 | 1020 | 33 | |
| Sands Township, Precinct 1 | 800 | 37 | |
| Total | **4039** | **167** | |

| Wells Twp Treasurer (Vote for 1) | | | |
|---|---|---|---|
| Precinct | Emily M. Bruce - REP | Write-in | Carrie Hansen |
| Wells Township, Precinct 1 | 75 | 6 | 12 |
| Total | **75** | **6** | **12** |

| Negaunee Twp Comm Ctr Bd (Vote for 7) | | | | | | | |
|---|---|---|---|---|---|---|---|
| Precinct | Stephen Olsen - REP | Jason Makinen - DEM | Kylie Muladore - DEM | Dale Rogers - DEM | Write-in | | |
| Negaunee Township, Precinct 1 | 813 | 858 | 764 | 885 | 15 | | |
| Total | **813** | **858** | **764** | **885** | **15** | | |

| Justice Supreme Court (Vote for 2) | | | | | | | |
|---|---|---|---|---|---|---|---|
| Precinct | Samuel Bagenstos | Megan Kathleen Cavanagh | Elizabeth T. Clement | Doug Dern | Kerry Lee Morgan | Kurtis T. Wilder | Write-in |
| Champion Township, Precinct 1 | 24 | 56 | 51 | 3 | 14 | 32 | 1 |
| Chocolay Township, Precinct 1 | 247 | 615 | 769 | 63 | 103 | 462 | 24 |
| Chocolay Township, Precinct 2 | 273 | 479 | 790 | 85 | 146 | 511 | 22 |
| City of Ishpeming, Precinct 1 | 183 | 477 | 538 | 100 | 165 | 429 | 24 |
| City of Ishpeming, Precinct 2 | 222 | 478 | 493 | 38 | 199 | 456 | 17 |
| City of Marquette, Precinct 1 | 254 | 460 | 543 | 24 | 57 | 437 | 14 |
| City of Marquette, Precinct 2 | 326 | 590 | 631 | 42 | 99 | 336 | 15 |
| City of Marquette, Precinct 3 | 200 | 468 | 531 | 47 | 87 | 288 | 12 |
| City of Marquette, Precinct 4 | 285 | 419 | 478 | 69 | 106 | 263 | 20 |
| City of Marquette, Precinct 5 | 302 | 489 | 412 | 54 | 122 | 278 | 22 |
| City of Marquette, Precinct 6 | 224 | 403 | 363 | 27 | 110 | 283 | 15 |
| City of Marquette, Precinct 7 | 463 | 714 | 549 | 28 | 82 | 357 | 21 |
| City of Negaunee, Precinct 1 | 198 | 369 | 453 | 50 | 75 | 255 | 12 |
| City of Negaunee, Precinct 2 | 171 | 499 | 544 | 47 | 96 | 311 | 10 |
| Ely Township, Precinct 1 | 129 | 282 | 501 | 80 | 101 | 352 | 5 |
| Ewing Township, Precinct 1 | 5 | 15 | 35 | 9 | 18 | 33 | 3 |
| Forsyth Township, Precinct 1 | 207 | 502 | 605 | 46 | 228 | 555 | 19 |
| Forsyth Township, Precinct 2 | 73 | 165 | 227 | 17 | 37 | 228 | 3 |
| Forsyth Township, Precinct 3 | 109 | 240 | 248 | 40 | 53 | 151 | 14 |
| Humboldt Township, Precinct 1 | 43 | 100 | 121 | 18 | 36 | 80 | 0 |
| Ishpeming Township, Precinct 1 | 107 | 249 | 458 | 61 | 83 | 298 | 6 |
| Ishpeming Township, Precinct 2 | 151 | 293 | 353 | 57 | 90 | 284 | 9 |
| Marquette Charter Township, Precinct 1 | 295 | 543 | 598 | 51 | 178 | 471 | 20 |
| Marquette Charter Township, Precinct 2 | 151 | 280 | 337 | 14 | 40 | 281 | 2 |
| Michigamme Township, Precinct 1 | 27 | 90 | 93 | 8 | 22 | 59 | 3 |
| Negaunee Township, Precinct 1 | 247 | 672 | 762 | 79 | 131 | 481 | 9 |
| Powell Township, Precinct 1 | 51 | 99 | 175 | 25 | 30 | 108 | 4 |
| Powell Township, Precinct 2 | 25 | 61 | 59 | 10 | 15 | 48 | 0 |
| Republic Township, Precinct 1 | 96 | 198 | 226 | 26 | 91 | 219 | 3 |
| Richmond Township, Precinct 1 | 68 | 153 | 165 | 14 | 36 | 147 | 2 |
| Sands Township, Precinct 1 | 243 | 428 | 563 | 43 | 72 | 373 | 19 |
| Skandia Township, Precinct 1 | 45 | 141 | 184 | 29 | 37 | 134 | 3 |
| Tilden Township, Precinct 1 | 65 | 170 | 248 | 38 | 54 | 166 | 2 |
| Turin Township, Precinct 1 | 10 | 24 | 22 | 6 | 11 | 20 | 0 |
| Wells Township, Precinct 1 | 8 | 23 | 42 | 3 | 22 | 50 | 1 |
| West Branch Township, Precinct 1 | 114 | 249 | 251 | 21 | 48 | 221 | 13 |
| Total | **5641** | **11493** | **13418** | **1372** | **2894** | **9457** | **369** |

| Judge Appeals 4 (Vote for 1) | | | | | | | |
|---|---|---|---|---|---|---|---|
| Precinct | Stephen L. Borrello | Write-in | | | | | |
| Champion Township, Precinct 1 | 84 | 2 | | | | | |
| Chocolay Township, Precinct 1 | 1005 | 18 | | | | | |
| Chocolay Township, Precinct 2 | 968 | 24 | | | | | |
| City of Ishpeming, Precinct 1 | 921 | 12 | | | | | |
| City of Ishpeming, Precinct 2 | 918 | 20 | | | | | |
| City of Marquette, Precinct 1 | 770 | 13 | | | | | |
| City of Marquette, Precinct 2 | 895 | 14 | | | | | |
| City of Marquette, Precinct 3 | 714 | 15 | | | | | |
| City of Marquette, Precinct 4 | 677 | 11 | | | | | |
| City of Marquette, Precinct 5 | 742 | 19 | | | | | |
| City of Marquette, Precinct 6 | 660 | 11 | | | | | |
| City of Marquette, Precinct 7 | 941 | 23 | | | | | |
| City of Negaunee, Precinct 1 | 661 | 9 | | | | | |
| City of Negaunee, Precinct 2 | 810 | 7 | | | | | |
| Ely Township, Precinct 1 | 691 | 6 | | | | | |
| Ewing Township, Precinct 1 | 49 | 2 | | | | | |
| Forsyth Township, Precinct 1 | 1017 | 20 | | | | | |
| Forsyth Township, Precinct 2 | 343 | 7 | | | | | |
| Forsyth Township, Precinct 3 | 420 | 8 | | | | | |
| Humboldt Township, Precinct 1 | 182 | 2 | | | | | |
| Ishpeming Township, Precinct 1 | 613 | 8 | | | | | |
| Ishpeming Township, Precinct 2 | 603 | 12 | | | | | |
| Marquette Charter Township, Precinct 1 | 999 | 11 | | | | | |
| Marquette Charter Township, Precinct 2 | 447 | 2 | | | | | |
| Michigamme Township, Precinct 1 | 138 | 2 | | | | | |
| Negaunee Township, Precinct 1 | 1115 | 12 | | | | | |
| Powell Township, Precinct 1 | 237 | 5 | | | | | |
| Powell Township, Precinct 2 | 101 | 1 | | | | | |
| Republic Township, Precinct 1 | 396 | 9 | | | | | |
| Richmond Township, Precinct 1 | 284 | 4 | | | | | |
| Sands Township, Precinct 1 | 776 | 17 | | | | | |
| Skandia Township, Precinct 1 | 254 | 3 | | | | | |
| Tilden Township, Precinct 1 | 350 | 17 | | | | | |
| Turin Township, Precinct 1 | 42 | 1 | | | | | |
| Wells Township, Precinct 1 | 75 | 1 | | | | | |
| West Branch Township, Precinct 1 | 406 | 9 | | | | | |
| Total | 20304 | 357 | | | | | |

| Judge Appeals 4 Partial Term (Vote for 1) | | | |
|---|---|---|---|
| Precinct | Brock A. Swartzle | Write-in | |
| Champion Township, Precinct 1 | 86 | 1 | |
| Chocolay Township, Precinct 1 | 1001 | 26 | |
| Chocolay Township, Precinct 2 | 970 | 24 | |
| City of Ishpeming, Precinct 1 | 912 | 10 | |
| City of Ishpeming, Precinct 2 | 908 | 22 | |
| City of Marquette, Precinct 1 | 777 | 13 | |
| City of Marquette, Precinct 2 | 883 | 13 | |
| City of Marquette, Precinct 3 | 718 | 11 | |
| City of Marquette, Precinct 4 | 657 | 14 | |
| City of Marquette, Precinct 5 | 726 | 19 | |
| City of Marquette, Precinct 6 | 658 | 14 | |
| City of Marquette, Precinct 7 | 932 | 22 | |
| City of Negaunee, Precinct 1 | 663 | 9 | |
| City of Negaunee, Precinct 2 | 809 | 6 | |
| Ely Township, Precinct 1 | 686 | 8 | |
| Ewing Township, Precinct 1 | 50 | 2 | |
| Forsyth Township, Precinct 1 | 1008 | 17 | |
| Forsyth Township, Precinct 2 | 339 | 8 | |
| Forsyth Township, Precinct 3 | 422 | 11 | |
| Humboldt Township, Precinct 1 | 180 | 2 | |
| Ishpeming Township, Precinct 1 | 613 | 8 | |
| Ishpeming Township, Precinct 2 | 610 | 10 | |
| Marquette Charter Township, Precinct 1 | 991 | 10 | |
| Marquette Charter Township, Precinct 2 | 447 | 5 | |
| Michigamme Township, Precinct 1 | 138 | 2 | |
| Negaunee Township, Precinct 1 | 1110 | 11 | |
| Powell Township, Precinct 1 | 227 | 7 | |
| Powell Township, Precinct 2 | 101 | 1 | |
| Republic Township, Precinct 1 | 391 | 8 | |
| Richmond Township, Precinct 1 | 283 | 4 | |
| Sands Township, Precinct 1 | 770 | 17 | |
| Skandia Township, Precinct 1 | 252 | 4 | |
| Tilden Township, Precinct 1 | 355 | 12 | |
| Turin Township, Precinct 1 | 42 | 1 | |
| Wells Township, Precinct 1 | 72 | 2 | |
| West Branch Township, Precinct 1 | 400 | 10 | |
| Total | **20187** | **364** | |

| Judge Probate Ct (Vote for 1) | | | |
|---|---|---|---|
| Precinct | Cheryl Hill | Write-in | |
| Champion Township, Precinct 1 | 87 | 1 | |
| Chocolay Township, Precinct 1 | 1094 | 27 | |
| Chocolay Township, Precinct 2 | 1094 | 25 | |
| City of Ishpeming, Precinct 1 | 956 | 14 | |
| City of Ishpeming, Precinct 2 | 947 | 24 | |
| City of Marquette, Precinct 1 | 875 | 19 | |
| City of Marquette, Precinct 2 | 985 | 22 | |
| City of Marquette, Precinct 3 | 801 | 19 | |
| City of Marquette, Precinct 4 | 769 | 14 | |
| City of Marquette, Precinct 5 | 800 | 25 | |
| City of Marquette, Precinct 6 | 707 | 14 | |
| City of Marquette, Precinct 7 | 1025 | 26 | |
| City of Negaunee, Precinct 1 | 690 | 10 | |
| City of Negaunee, Precinct 2 | 872 | 9 | |
| Ely Township, Precinct 1 | 714 | 11 | |
| Ewing Township, Precinct 1 | 52 | 1 | |
| Forsyth Township, Precinct 1 | 1062 | 21 | |
| Forsyth Township, Precinct 2 | 363 | 10 | |
| Forsyth Township, Precinct 3 | 421 | 13 | |
| Humboldt Township, Precinct 1 | 193 | 0 | |
| Ishpeming Township, Precinct 1 | 651 | 10 | |
| Ishpeming Township, Precinct 2 | 646 | 14 | |
| Marquette Charter Township, Precinct 1 | 1086 | 14 | |
| Marquette Charter Township, Precinct 2 | 516 | 7 | |
| Michigamme Township, Precinct 1 | 151 | 3 | |
| Negaunee Township, Precinct 1 | 1234 | 14 | |
| Powell Township, Precinct 1 | 253 | 6 | |
| Powell Township, Precinct 2 | 112 | 0 | |
| Republic Township, Precinct 1 | 420 | 8 | |
| Richmond Township, Precinct 1 | 299 | 4 | |
| Sands Township, Precinct 1 | 829 | 19 | |
| Skandia Township, Precinct 1 | 273 | 9 | |
| Tilden Township, Precinct 1 | 378 | 12 | |
| Turin Township, Precinct 1 | 43 | 2 | |
| Wells Township, Precinct 1 | 76 | 1 | |
| West Branch Township, Precinct 1 | 434 | 6 | |
| Total | **21908** | **434** | |

| Negaunee Mayor (Vote for 1) | | | |
|---|---|---|---|
| Precinct | William Anderson, Jr. | David R. Kangas | Write-in |
| City of Negaunee, Precinct 1 | 296 | 474 | 21 |
| City of Negaunee, Precinct 2 | 307 | 594 | 25 |
| Total | **603** | **1068** | **46** |

| Negaunee City Council (Vote for 3) | | | | |
|---|---|---|---|---|
| Precinct | Edward Karki | Paul Maino | Jason A. Wallner | Write-in |
| City of Negaunee, Precinct 1 | 547 | 581 | 532 | 54 |
| City of Negaunee, Precinct 2 | 641 | 764 | 681 | 72 |
| Total | **1188** | **1345** | **1213** | **126** |

| Negaunee City Council Partial (Vote for 1) | | | | |
|---|---|---|---|---|
| Precinct | Write-in | Don Gladwell | | |
| City of Negaunee, Precinct 1 | 50 | 43 | | |
| City of Negaunee, Precinct 2 | 69 | 66 | | |
| Total | **119** | **109** | | |

| Negaunee Board Review (Vote for 2) | | | | |
|---|---|---|---|---|
| Precinct | David C. Oglesby | Write-in | | |
| City of Negaunee, Precinct 1 | 614 | 28 | | |
| City of Negaunee, Precinct 2 | 731 | 27 | | |
| Total | **1345** | **55** | | |

| Negaunee Board Review Partial (Vote for 3) | | | | |
|---|---|---|---|---|
| Precinct | Write-in | | | |
| City of Negaunee, Precinct 1 | 50 | | | |
| City of Negaunee, Precinct 2 | 48 | | | |
| Total | **98** | | | |

| Marquette City Commission (Vote for 2) | | | | | |
|---|---|---|---|---|---|
| Precinct | Margaret Brumm | Jenn Hill | Mike Plourde | Jenna Smith | Write-in |
| City of Marquette, Precinct 1 | 389 | 508 | 425 | 546 | 11 |
| City of Marquette, Precinct 2 | 417 | 562 | 469 | 675 | 27 |
| City of Marquette, Precinct 3 | 353 | 410 | 412 | 527 | 9 |
| City of Marquette, Precinct 4 | 337 | 479 | 314 | 570 | 19 |
| City of Marquette, Precinct 5 | 313 | 560 | 325 | 576 | 16 |
| City of Marquette, Precinct 6 | 263 | 454 | 301 | 449 | 18 |
| City of Marquette, Precinct 7 | 399 | 788 | 404 | 774 | 17 |
| Total | **2471** | **3761** | **2650** | **4117** | **117** |

| Marquette Bd Light Power (Vote for 2) | | | | |
|---|---|---|---|---|
| Precinct | Jerry Irby | John H. Prince | Write-in | |
| City of Marquette, Precinct 1 | 744 | 744 | 16 | |
| City of Marquette, Precinct 2 | 840 | 853 | 19 | |
| City of Marquette, Precinct 3 | 669 | 723 | 21 | |
| City of Marquette, Precinct 4 | 608 | 641 | 27 | |
| City of Marquette, Precinct 5 | 641 | 659 | 33 | |
| City of Marquette, Precinct 6 | 571 | 588 | 24 | |
| City of Marquette, Precinct 7 | 865 | 915 | 33 | |
| Total | **4938** | **5123** | **173** | |

| Ishpeming Mayor (Vote for 1) | | | | |
|---|---|---|---|---|
| Precinct | Karl Lehmann | Stuart Skauge | Mike Tonkin | Write-in |
| City of Ishpeming, Precinct 1 | 508 | 318 | 318 | 13 |
| City of Ishpeming, Precinct 2 | 450 | 326 | 342 | 20 |
| Total | **958** | **644** | **660** | **33** |

| Ishpeming City Council (Vote for 2) | | | | | | | |
|---|---|---|---|---|---|---|---|
| Precinct | Lindsay Bean | Matt Cody | Claudia Demarest | Joseph Juidici | Justin L. Koski | Pat Scanlon | Write-in |
| City of Ishpeming, Precinct 1 | 460 | 205 | 251 | 321 | 325 | 505 | 22 |
| City of Ishpeming, Precinct 2 | 362 | 205 | 233 | 346 | 357 | 508 | 25 |
| Total | **822** | **410** | **484** | **667** | **682** | **1013** | **47** |

| Ishpeming Board Review (Vote for 3) | | | |
|---|---|---|---|
| Precinct | Harry Welkel | Write-in | |
| City of Ishpeming, Precinct 1 | 924 | 20 | |
| City of Ishpeming, Precinct 2 | 922 | 33 | |
| Total | **1846** | **53** | |

| Ishpeming Board Review Partial (Vote for 2) | | | |
|---|---|---|---|
| Precinct | Write-in | | |
| City of Ishpeming, Precinct 1 | 53 | | |
| City of Ishpeming, Precinct 2 | 63 | | |
| Total | **116** | | |

| Marquette School Bd (Vote for 3) | | | | | | |
|---|---|---|---|---|---|---|
| Precinct | Kristen Cambensy | Brandon Canfield | Jim Hewitt | Erich Norse Ottem | Glenn Sarka | Write-in |
| Chocolay Township, Precinct 1 | 798 | 444 | 667 | 268 | 603 | 36 |
| Chocolay Township, Precinct 2 | 736 | 514 | 650 | 328 | 592 | 24 |
| City of Marquette, Precinct 1 | 576 | 335 | 566 | 231 | 462 | 18 |
| City of Marquette, Precinct 2 | 660 | 338 | 520 | 310 | 499 | 33 |
| City of Marquette, Precinct 3 | 554 | 332 | 467 | 223 | 447 | 25 |
| City of Marquette, Precinct 4 | 556 | 332 | 424 | 204 | 365 | 32 |
| City of Marquette, Precinct 5 | 592 | 326 | 439 | 280 | 338 | 31 |
| City of Marquette, Precinct 6 | 480 | 272 | 385 | 194 | 313 | 24 |
| City of Marquette, Precinct 7 | 798 | 393 | 538 | 361 | 502 | 36 |
| Marquette Charter Township, Precinct 1 | 802 | 401 | 651 | 256 | 592 | 16 |
| Marquette Charter Township, Precinct 2 | 367 | 192 | 366 | 121 | 268 | 3 |
| Sands Township, Precinct 1 | 239 | 176 | 194 | 106 | 176 | 27 |
| Total | **7158** | **4055** | **5867** | **2882** | **5157** | **305** |

| Marquette School Bd Partial (Vote for 1) | | | | | | |
|---|---|---|---|---|---|---|
| Precinct | Keith Glendon | George Pond Jr. | Write-in | | | |
| Chocolay Township, Precinct 1 | 589 | 487 | 20 | | | |
| Chocolay Township, Precinct 2 | 543 | 552 | 14 | | | |
| City of Marquette, Precinct 1 | 497 | 425 | 12 | | | |
| City of Marquette, Precinct 2 | 504 | 516 | 14 | | | |
| City of Marquette, Precinct 3 | 450 | 370 | 12 | | | |
| City of Marquette, Precinct 4 | 412 | 340 | 18 | | | |
| City of Marquette, Precinct 5 | 510 | 288 | 14 | | | |
| City of Marquette, Precinct 6 | 381 | 320 | 17 | | | |
| City of Marquette, Precinct 7 | 643 | 436 | 10 | | | |
| Marquette Charter Township, Precinct 1 | 501 | 559 | 10 | | | |
| Marquette Charter Township, Precinct 2 | 258 | 260 | 2 | | | |
| Sands Township, Precinct 1 | 150 | 204 | 7 | | | |
| Total | **5438** | **4757** | **150** | | | |

| Gwinn School Bd (Vote for 2) | | | | |
|---|---|---|---|---|
| Precinct | Patricia Emery | Brad Johnson | Avis Meyers-Ketola | Write-in |
| Forsyth Township, Precinct 1 | 553 | 710 | 895 | 14 |
| Forsyth Township, Precinct 2 | 183 | 255 | 287 | 8 |
| Forsyth Township, Precinct 3 | 249 | 240 | 280 | 15 |
| Sands Township, Precinct 1 | 281 | 288 | 207 | 12 |
| Skandia Township, Precinct 1 | 137 | 186 | 157 | 7 |
| West Branch Township, Precinct 1 | 253 | 249 | 266 | 6 |
| Total | **1656** | **1928** | **2092** | **62** |

| Gwinn School Bd PT 2022 (Vote for 1) | | | | |
|---|---|---|---|---|
| Precinct | John Waldo | Write-in | | |
| Forsyth Township, Precinct 1 | 1060 | 15 | | |
| Forsyth Township, Precinct 2 | 367 | 5 | | |
| Forsyth Township, Precinct 3 | 419 | 7 | | |
| Sands Township, Precinct 1 | 432 | 11 | | |
| Skandia Township, Precinct 1 | 257 | 3 | | |
| West Branch Township, Precinct 1 | 376 | 6 | | |
| Total | **2911** | **47** | | |

| Gwinn School Bd PT 2020 (Vote for 1) | | | |
|---|---|---|---|
| Precinct | Glenn Boogren | Write-in | |
| Forsyth Township, Precinct 1 | 1116 | 15 | |
| Forsyth Township, Precinct 2 | 380 | 6 | |
| Forsyth Township, Precinct 3 | 408 | 9 | |
| Sands Township, Precinct 1 | 433 | 9 | |
| Skandia Township, Precinct 1 | 258 | 4 | |
| West Branch Township, Precinct 1 | 370 | 9 | |
| Total | **2965** | **52** | |

| Ishpeming School Bd (Vote for 2) | | | |
|---|---|---|---|
| Precinct | Angela Johnson | Bob Nadeau | Write-in |
| City of Ishpeming, Precinct 1 | 878 | 732 | 15 |
| City of Ishpeming, Precinct 2 | 867 | 725 | 14 |
| Ishpeming Township, Precinct 1 | 99 | 94 | 5 |
| Total | **1844** | **1551** | **34** |

| Ishpeming School Bd PT 2022 (Vote for 2) | | | |
|---|---|---|---|
| Precinct | Write-in | Gwen Bruhnke | |
| City of Ishpeming, Precinct 1 | 56 | 3 | |
| City of Ishpeming, Precinct 2 | 57 | 6 | |
| Ishpeming Township, Precinct 1 | 4 | 1 | |
| Total | **117** | **10** | |

| Ishpeming School Bd PT 2020 (Vote for 3) | | | | |
|---|---|---|---|---|
| Precinct | Scott W. Lyman | Tina Romback | Joe Routhier | Write-in |
| City of Ishpeming, Precinct 1 | 736 | 782 | 649 | 10 |
| City of Ishpeming, Precinct 2 | 733 | 794 | 647 | 17 |
| Ishpeming Township, Precinct 1 | 86 | 91 | 71 | 0 |
| Total | **1555** | **1667** | **1367** | **27** |

| Mid Peninsula School Bd (Vote for 2) | | | | |
|---|---|---|---|---|
| Precinct | Hunter Laurie Branstrom | Dale Kevin Schneider | Write-in | |
| Ewing Township, Precinct 1 | 49 | 48 | 1 | |
| Turin Township, Precinct 1 | 40 | 44 | 0 | |
| Total | **89** | **92** | **1** | |

| Negaunee School Bd (Vote for 2) | | | | |
|---|---|---|---|---|
| Precinct | Paul Maino | Todd A. Saunders | Patrick Thomson | Write-in |
| City of Negaunee, Precinct 1 | 409 | 500 | 407 | 11 |
| City of Negaunee, Precinct 2 | 480 | 623 | 590 | 8 |
| Ishpeming Township, Precinct 1 | 3 | 7 | 11 | 0 |
| Negaunee Township, Precinct 1 | 782 | 754 | 647 | 12 |
| Richmond Township, Precinct 1 | 213 | 190 | 145 | 3 |
| Total | **1887** | **2074** | **1800** | **34** |

| NICE School Bd (Vote for 2) | | |
|---|---|---|
| Precinct | Ronald D. Mariani | Write-in |
| Champion Township, Precinct 1 | 91 | 1 |
| Ely Township, Precinct 1 | 751 | 18 |
| Humboldt Township, Precinct 1 | 141 | 3 |
| Ishpeming Township, Precinct 1 | 526 | 10 |
| Ishpeming Township, Precinct 2 | 687 | 21 |
| Michigamme Township, Precinct 1 | 12 | 0 |
| Tilden Township, Precinct 1 | 399 | 15 |
| BARAGA Spurr Twp | 114 | 0 |
| Total | **2721** | **68** |

| Powell Twp School Bd (Vote for 1) | | | |
|---|---|---|---|
| Precinct | Linda Fleury | Write-In | |
| Champion Township, Precinct 1 | 4 | 0 | |
| Ishpeming Township, Precinct 1 | 35 | 1 | |
| Powell Township, Precinct 1 | 297 | 4 | |
| Powell Township, Precinct 2 | 119 | 0 | |
| Total | **455** | **5** | |

| Rep-Michigamme School Bd (Vote for 3) | | | | |
|---|---|---|---|---|
| Precinct | Hailie Hoover-Dyer | Teresa M. Laakso | Jacob Spear | Write-in |
| Humboldt Township, Precinct 1 | 43 | 51 | 44 | 0 |
| Michigamme Township, Precinct 1 | 113 | 120 | 109 | 1 |
| Republic Township, Precinct 1 | 391 | 434 | 429 | 11 |
| Total | **547** | **605** | **582** | **12** |

| Rep-Michigamme School Bd Partial (Vote for 1) | | | | |
|---|---|---|---|---|
| Precinct | Write-in | | | |
| Humboldt Township, Precinct 1 | 6 | | | |
| Michigamme Township, Precinct 1 | 31 | | | |
| Republic Township, Precinct 1 | 60 | | | |
| Total | **97** | | | |

| Wells Twp School Bd (Vote for 2) | | | | |
|---|---|---|---|---|
| Precinct | Cassandra Harris | Sandra Holmes | Write-in | |
| Wells Township, Precinct 1 | 71 | 71 | 2 | |
| Total | **71** | **71** | **2** | |

| Escanaba School Bd (Vote for 3) | | | | |
|---|---|---|---|---|
| Precinct | Jim Beauchamp | Dan Flynn | Kathleen A. Jensen | Write-in |
| Wells Township, Precinct 1 | 3 | 3 | 1 | 0 |
| Total | **3** | **3** | **1** | **0** |

| State Prop 18-1 Marijuana (Vote for 1) | | | |
|---|---|---|---|
| Precinct | Yes | No | |
| Champion Township, Precinct 1 | 62 | 54 | |
| Chocolay Township, Precinct 1 | 844 | 688 | |
| Chocolay Township, Precinct 2 | 833 | 756 | |
| City of Ishpeming, Precinct 1 | 664 | 581 | |
| City of Ishpeming, Precinct 2 | 783 | 455 | |
| City of Marquette, Precinct 1 | 726 | 523 | |
| City of Marquette, Precinct 2 | 805 | 559 | |
| City of Marquette, Precinct 3 | 577 | 512 | |
| City of Marquette, Precinct 4 | 710 | 396 | |
| City of Marquette, Precinct 5 | 868 | 280 | |
| City of Marquette, Precinct 6 | 726 | 279 | |
| City of Marquette, Precinct 7 | 1035 | 447 | |
| City of Negaunee, Precinct 1 | 551 | 371 | |
| City of Negaunee, Precinct 2 | 563 | 537 | |
| Ely Township, Precinct 1 | 402 | 489 | |
| Ewing Township, Precinct 1 | 31 | 58 | |
| Forsyth Township, Precinct 1 | 732 | 742 | |
| Forsyth Township, Precinct 2 | 272 | 241 | |
| Forsyth Township, Precinct 3 | 371 | 180 | |
| Humboldt Township, Precinct 1 | 99 | 147 | |
| Ishpeming Township, Precinct 1 | 425 | 414 | |
| Ishpeming Township, Precinct 2 | 326 | 481 | |
| Marquette Charter Township, Precinct 1 | 902 | 555 | |
| Marquette Charter Township, Precinct 2 | 336 | 391 | |
| Michigamme Township, Precinct 1 | 91 | 118 | |
| Negaunee Township, Precinct 1 | 798 | 802 | |
| Powell Township, Precinct 1 | 207 | 134 | |
| Powell Township, Precinct 2 | 96 | 50 | |
| Republic Township, Precinct 1 | 297 | 264 | |
| Richmond Township, Precinct 1 | 224 | 153 | |
| Sands Township, Precinct 1 | 601 | 562 | |
| Skandia Township, Precinct 1 | 222 | 191 | |
| Tilden Township, Precinct 1 | 254 | 229 | |
| Turin Township, Precinct 1 | 31 | 33 | |
| Wells Township, Precinct 1 | 36 | 67 | |
| West Branch Township, Precinct 1 | 369 | 250 | |
| Total | 16869 | 12989 | |

| State Prop 18-2 Voting (Vote for 1) | | | |
|---|---|---|---|
| Precinct | Yes | No | |
| Champion Township, Precinct 1 | 78 | 35 | |
| Chocolay Township, Precinct 1 | 1012 | 478 | |
| Chocolay Township, Precinct 2 | 1064 | 488 | |
| City of Ishpeming, Precinct 1 | 828 | 384 | |
| City of Ishpeming, Precinct 2 | 882 | 322 | |
| City of Marquette, Precinct 1 | 885 | 326 | |
| City of Marquette, Precinct 2 | 1012 | 314 | |
| City of Marquette, Precinct 3 | 811 | 247 | |
| City of Marquette, Precinct 4 | 837 | 239 | |
| City of Marquette, Precinct 5 | 949 | 168 | |
| City of Marquette, Precinct 6 | 777 | 195 | |
| City of Marquette, Precinct 7 | 1175 | 262 | |
| City of Negaunee, Precinct 1 | 636 | 265 | |
| City of Negaunee, Precinct 2 | 750 | 317 | |
| Ely Township, Precinct 1 | 546 | 328 | |
| Ewing Township, Precinct 1 | 39 | 49 | |
| Forsyth Township, Precinct 1 | 930 | 503 | |
| Forsyth Township, Precinct 2 | 312 | 187 | |
| Forsyth Township, Precinct 3 | 355 | 182 | |
| Humboldt Township, Precinct 1 | 161 | 83 | |
| Ishpeming Township, Precinct 1 | 546 | 266 | |
| Ishpeming Township, Precinct 2 | 559 | 230 | |
| Marquette Charter Township, Precinct 1 | 1029 | 388 | |
| Marquette Charter Township, Precinct 2 | 453 | 247 | |
| Michigamme Township, Precinct 1 | 115 | 87 | |
| Negaunee Township, Precinct 1 | 1066 | 487 | |
| Powell Township, Precinct 1 | 225 | 109 | |
| Powell Township, Precinct 2 | 100 | 42 | |
| Republic Township, Precinct 1 | 370 | 178 | |
| Richmond Township, Precinct 1 | 262 | 107 | |
| Sands Township, Precinct 1 | 703 | 437 | |
| Skandia Township, Precinct 1 | 236 | 164 | |
| Tilden Township, Precinct 1 | 294 | 177 | |
| Turin Township, Precinct 1 | 38 | 24 | |
| Wells Township, Precinct 1 | 54 | 46 | |
| West Branch Township, Precinct 1 | 392 | 211 | |
| Total | **20481** | **8572** | |

| State Prop 18-3 Voting (Vote for 1) | | | |
|---|---|---|---|
| Precinct | Yes | No | |
| Champion Township, Precinct 1 | 77 | 38 | |
| Chocolay Township, Precinct 1 | 998 | 502 | |
| Chocolay Township, Precinct 2 | 1024 | 534 | |
| City of Ishpeming, Precinct 1 | 817 | 410 | |
| City of Ishpeming, Precinct 2 | 871 | 346 | |
| City of Marquette, Precinct 1 | 847 | 362 | |
| City of Marquette, Precinct 2 | 955 | 375 | |
| City of Marquette, Precinct 3 | 742 | 317 | |
| City of Marquette, Precinct 4 | 846 | 240 | |
| City of Marquette, Precinct 5 | 918 | 199 | |
| City of Marquette, Precinct 6 | 780 | 205 | |
| City of Marquette, Precinct 7 | 1178 | 277 | |
| City of Negaunee, Precinct 1 | 630 | 279 | |
| City of Negaunee, Precinct 2 | 753 | 323 | |
| Ely Township, Precinct 1 | 505 | 373 | |
| Ewing Township, Precinct 1 | 35 | 52 | |
| Forsyth Township, Precinct 1 | 896 | 550 | |
| Forsyth Township, Precinct 2 | 296 | 208 | |
| Forsyth Township, Precinct 3 | 372 | 169 | |
| Humboldt Township, Precinct 1 | 144 | 101 | |
| Ishpeming Township, Precinct 1 | 530 | 296 | |
| Ishpeming Township, Precinct 2 | 513 | 280 | |
| Marquette Charter Township, Precinct 1 | 1007 | 430 | |
| Marquette Charter Township, Precinct 2 | 458 | 258 | |
| Michigamme Township, Precinct 1 | 106 | 99 | |
| Negaunee Township, Precinct 1 | 1059 | 516 | |
| Powell Township, Precinct 1 | 213 | 121 | |
| Powell Township, Precinct 2 | 93 | 49 | |
| Republic Township, Precinct 1 | 323 | 230 | |
| Richmond Township, Precinct 1 | 256 | 116 | |
| Sands Township, Precinct 1 | 729 | 425 | |
| Skandia Township, Precinct 1 | 239 | 165 | |
| Tilden Township, Precinct 1 | 279 | 196 | |
| Turin Township, Precinct 1 | 38 | 24 | |
| Wells Township, Precinct 1 | 53 | 47 | |
| West Branch Township, Precinct 1 | 360 | 248 | |
| Total | 19940 | 9360 | |

| Marquette City Charter Amend (Vote for 1) | | | |
|---|---|---|---|
| Precinct | Yes | No | |
| City of Marquette, Precinct 1 | 740 | 324 | |
| City of Marquette, Precinct 2 | 792 | 387 | |
| City of Marquette, Precinct 3 | 613 | 333 | |
| City of Marquette, Precinct 4 | 623 | 285 | |
| City of Marquette, Precinct 5 | 720 | 244 | |
| City of Marquette, Precinct 6 | 605 | 249 | |
| City of Marquette, Precinct 7 | 924 | 338 | |
| Total | 5017 | 2160 | |

| Marquette City Library Millage (Vote for 1) | | | |
|---|---|---|---|
| Precinct | Yes | No | |
| City of Marquette, Precinct 1 | 855 | 335 | |
| City of Marquette, Precinct 2 | 1003 | 304 | |
| City of Marquette, Precinct 3 | 809 | 234 | |
| City of Marquette, Precinct 4 | 825 | 219 | |
| City of Marquette, Precinct 5 | 912 | 188 | |
| City of Marquette, Precinct 6 | 713 | 225 | |
| City of Marquette, Precinct 7 | 1196 | 231 | |
| Total | **6313** | **1736** | |

| Negaunee City Charter Amend (Vote for 1) | | | |
|---|---|---|---|
| Precinct | Yes | No | |
| City of Negaunee, Precinct 1 | 742 | 160 | |
| City of Negaunee, Precinct 2 | 899 | 181 | |
| Total | **1641** | **341** | |

| Chocolay Twp Library Millage (Vote for 1) | | | |
|---|---|---|---|
| Precinct | Yes | No | |
| Chocolay Township, Precinct 1 | 1024 | 482 | |
| Chocolay Township, Precinct 2 | 1082 | 481 | |
| Total | **2106** | **963** | |

| Forsyth Twp Road Millage (Vote for 1) | | | |
|---|---|---|---|
| Precinct | Yes | No | |
| Forsyth Township, Precinct 1 | 824 | 630 | |
| Forsyth Township, Precinct 2 | 283 | 224 | |
| Forsyth Township, Precinct 3 | 362 | 174 | |
| Total | **1469** | **1028** | |

| Humboldt Twp Road Millage (Vote for 1) | | | |
|---|---|---|---|
| Precinct | Yes | No | |
| Humboldt Township, Precinct 1 | 146 | 93 | |
| Total | **146** | **93** | |

| Marquette Twp Law Enforcement (Vote for 1) | | | |
|---|---|---|---|
| Precinct | Yes | No | |
| Marquette Charter Township, Precinct 1 | 878 | 556 | |
| Marquette Charter Township, Precinct 2 | 465 | 238 | |
| Total | **1343** | **794** | |

| Marquette Twp Fire Millage (Vote for 1) | | | |
|---|---|---|---|
| Precinct | Yes | No | |
| Marquette Charter Township, Precinct 1 | 973 | 459 | |
| Marquette Charter Township, Precinct 2 | 499 | 207 | |
| Total | **1472** | **666** | |

| Marquette Twp Library Millage (Vote for 1) | | | |
|---|---|---|---|
| Precinct | Yes | No | |
| Marquette Charter Township, Precinct 1 | 1044 | 412 | |
| Marquette Charter Township, Precinct 2 | 524 | 194 | |
| Total | **1568** | **606** | |

| Negaunee Twp Road Renewal (Vote for 1) | | | |
|---|---|---|---|
| Precinct | Yes | No | |
| Negaunee Township, Precinct 1 | 1216 | 361 | |
| Total | **1216** | **361** | |

| Powell Twp Library Millage (Vote for 1) | | | |
|---|---|---|---|
| Precinct | Yes | No | |
| Powell Township, Precinct 1 | 118 | 218 | |
| Powell Township, Precinct 2 | 81 | 61 | |
| Total | **199** | **279** | |

| Sands Twp Library Millage (Vote for 1) | | | |
|---|---|---|---|
| Precinct | Yes | No | |
| Sands Township, Precinct 1 | 779 | 370 | |
| Total | **779** | **370** | |

| Wells Twp Gen Op Millage (Vote for 1) | | | |
|---|---|---|---|
| Precinct | Yes | No | |
| Wells Township, Precinct 1 | 65 | 36 | |
| Total | **65** | **36** | |

| Mid Peninsula Sch Prop (Vote for 1) | | | |
|---|---|---|---|
| Precinct | Yes | No | |
| Ewing Township, Precinct 1 | 44 | 41 | |
| Turin Township, Precinct 1 | 37 | 26 | |
| Total | **81** | **67** | |

| Wells Twp Sch Prop (Vote for 1) | | | |
|---|---|---|---|
| Precinct | Yes | No | |
| Wells Township, Precinct 1 | 61 | 34 | |
| Total | 61 | 34 | |

| Escanaba Sch Prop (Vote for 1) | | | |
|---|---|---|---|
| Precinct | Yes | No | |
| Wells Township, Precinct 1 | 0 | 5 | |
| Total | 0 | 5 | |

State of Michigan
County of Marquette

We Hereby Certify, That the foregoing is a correct transcript of the Statement of the Board of County Canvassers, of the County of Marquette, of the votes given in such County for the indicated candidates and proposals at the General Election held on Tuesday, November 6, 2018, as appears from the original statement on file in the office of the County Clerk.

In Witness Whereof, We have hereunto set our hands and caused to be affixed the Seal of the Circuit Court for the County of Marquette this 8th day of November, 2018.

Fran Baldasari
Peter Dishnow
Cindy Costantino
Doreen Tahala
Board of County Canvassers'

Attest:
Linda K Talsma
Linda K. Talsma, Marquette County Clerk

| | TOTAL | PERCENT | | TOTAL | PERCENT |
|---|---|---|---|---|---|
| 01 = REGISTERED VOTERS - TOTAL | 23,055 | | 03 = BALLOTS CAST - BLANK | 0 | |
| 02 = BALLOTS CAST - TOTAL | 13,908 | | 04 = VOTER TURNOUT - TOTAL | | 60.33 |

| | 01 | 02 | 03 | 04 |
|---|---|---|---|---|
| 0001 City of Ludington, Precinct 1 | 993 | 683 | 0 | 68.78 |
| 0002 City of Ludington, Precinct 2 | 1031 | 643 | 0 | 62.37 |
| 0003 City of Ludington, Precinct 3 | 1120 | 680 | 0 | 60.71 |
| 0004 City of Ludington, Precinct 4 | 992 | 534 | 0 | 53.83 |
| 0005 City of Ludington, Precinct 5 | 964 | 562 | 0 | 58.30 |
| 0006 City of Ludington, Precinct 6 | 952 | 517 | 0 | 54.31 |
| 0007 City of Scottville, Precinct 1 | 488 | 212 | 0 | 43.44 |
| 0008 City of Scottville, Precinct 2 | 490 | 201 | 0 | 41.02 |
| 0009 Amber Township, Precinct 1 | 1984 | 1172 | 0 | 59.07 |
| 0010 Branch Township, Precinct 1 | 1003 | 525 | 0 | 52.34 |
| 0011 Custer Township, Precinct 1 | 976 | 580 | 0 | 59.43 |
| 0012 Eden Township, Precinct 1 | 405 | 250 | 0 | 61.73 |
| 0013 Free Soil Township, Precinct 1 | 689 | 412 | 0 | 59.80 |
| 0014 Grant Township, Precinct 1 | 820 | 485 | 0 | 59.15 |
| 0015 Hamlin Township, Precinct 1 | 1186 | 768 | 0 | 64.76 |
| 0016 Hamlin Township, Precinct 2 | 2046 | 1347 | 0 | 65.84 |
| 0017 Logan Township, Precinct 1 | 251 | 153 | 0 | 60.96 |
| 0018 Meade Township, Precinct 1 | 142 | 91 | 0 | 64.08 |
| 0019 Pere Marquette Charter Townshi | 593 | 416 | 0 | 70.15 |
| 0020 Pere Marquette Charter Townshi | 1359 | 897 | 0 | 66.00 |
| 0021 Riverton Township, Precinct 1 | 915 | 581 | 0 | 63.50 |
| 0022 Sheridan Township, Precinct 1 | 797 | 491 | 0 | 61.61 |
| 0023 Sherman Township, Precinct 1 | 839 | 493 | 0 | 58.76 |
| 0024 Summit Township, Precinct 1 | 888 | 554 | 0 | 62.39 |
| 0025 Victory Township, Precinct 1 | 1132 | 661 | 0 | 58.39 |

Governor and Lt. Governor
(VOTE FOR) 1

| | VOTES | PERCENT | | VOTES | PERCENT |
|---|---|---|---|---|---|
| 01 = Bill Schuette (REP) | 7,420 | 54.07 | | | |
| 02 = Gretchen Whitmer (DEM) | 5,823 | 42.43 | 05 = Jennifer V. Kurland (GRN) | 104 | .76 |
| 03 = Bill Gelineau (LIB) | 198 | 1.44 | 06 = Keith Butkovich (NLP) | 55 | .40 |
| 04 = Todd Schleiger (UTP) | 110 | .80 | 07 = WRITE-IN | 13 | .09 |

| | 01 | 02 | 03 | 04 | 05 | 06 | 07 |
|---|---|---|---|---|---|---|---|
| 0001 City of Ludington, Precinct 1 | 347 | 311 | 5 | 3 | 5 | 1 | 0 |
| 0002 City of Ludington, Precinct 2 | 298 | 311 | 11 | 5 | 3 | 3 | 1 |
| 0003 City of Ludington, Precinct 3 | 321 | 333 | 6 | 5 | 6 | 0 | 1 |
| 0004 City of Ludington, Precinct 4 | 234 | 258 | 9 | 6 | 7 | 8 | 0 |
| 0005 City of Ludington, Precinct 5 | 249 | 282 | 7 | 6 | 6 | 1 | 2 |
| 0006 City of Ludington, Precinct 6 | 214 | 263 | 14 | 4 | 4 | 5 | 1 |
| 0007 City of Scottville, Precinct 1 | 105 | 85 | 9 | 1 | 3 | 2 | 1 |
| 0008 City of Scottville, Precinct 2 | 88 | 92 | 7 | 4 | 2 | 3 | 0 |
| 0009 Amber Township, Precinct 1 | 663 | 457 | 12 | 11 | 11 | 5 | 0 |
| 0010 Branch Township, Precinct 1 | 281 | 209 | 14 | 8 | 5 | 1 | 1 |
| 0011 Custer Township, Precinct 1 | 352 | 197 | 9 | 7 | 2 | 5 | 0 |
| 0012 Eden Township, Precinct 1 | 137 | 98 | 3 | 4 | 3 | 1 | 0 |
| 0013 Free Soil Township, Precinct 1 | 230 | 158 | 7 | 6 | 1 | 2 | 1 |
| 0014 Grant Township, Precinct 1 | 250 | 217 | 3 | 2 | 5 | 2 | 0 |
| 0015 Hamlin Township, Precinct 1 | 426 | 305 | 16 | 4 | 6 | 3 | 0 |
| 0016 Hamlin Township, Precinct 2 | 719 | 600 | 10 | 2 | 5 | 0 | 2 |
| 0017 Logan Township, Precinct 1 | 89 | 57 | 1 | 2 | 1 | 1 | 0 |
| 0018 Meade Township, Precinct 1 | 56 | 32 | 0 | 0 | 0 | 0 | 0 |
| 0019 Pere Marquette Charter Townshi | 246 | 150 | 9 | 5 | 2 | 0 | 1 |
| 0020 Pere Marquette Charter Townshi | 492 | 376 | 5 | 2 | 7 | 5 | 0 |
| 0021 Riverton Township, Precinct 1 | 355 | 201 | 8 | 5 | 4 | 1 | 0 |
| 0022 Sheridan Township, Precinct 1 | 255 | 212 | 4 | 4 | 6 | 2 | 0 |
| 0023 Sherman Township, Precinct 1 | 294 | 173 | 6 | 7 | 3 | 3 | 1 |
| 0024 Summit Township, Precinct 1 | 287 | 249 | 10 | 3 | 2 | 0 | 0 |
| 0025 Victory Township, Precinct 1 | 432 | 197 | 13 | 4 | 5 | 1 | 1 |

Secretary of State
(VOTE FOR) 1

| | VOTES | PERCENT | | VOTES | PERCENT |
|---|---|---|---|---|---|
| 01 = Mary Treder Lang (REP) | 7,419 | 55.06 | | | |
| 02 = Jocelyn Benson (DEM) | 5,453 | 40.47 | 04 = Robert Gale (UTP) | 271 | 2.01 |
| 03 = Gregory Scott Stempfle (LIB) | 311 | 2.31 | 05 = WRITE-IN | 21 | .16 |

| | 01 | 02 | 03 | 04 | 05 |
|---|---|---|---|---|---|
| 0001 City of Ludington, Precinct 1 | 347 | 301 | 12 | 7 | 0 |
| 0002 City of Ludington, Precinct 2 | 298 | 300 | 12 | 17 | 0 |
| 0003 City of Ludington, Precinct 3 | 325 | 304 | 10 | 15 | 0 |
| 0004 City of Ludington, Precinct 4 | 220 | 251 | 23 | 19 | 0 |
| 0005 City of Ludington, Precinct 5 | 246 | 273 | 10 | 13 | 2 |
| 0006 City of Ludington, Precinct 6 | 231 | 238 | 14 | 12 | 2 |
| 0007 City of Scottville, Precinct 1 | 115 | 75 | 8 | 3 | 1 |
| 0008 City of Scottville, Precinct 2 | 90 | 88 | 7 | 6 | 0 |
| 0009 Amber Township, Precinct 1 | 670 | 426 | 19 | 27 | 3 |
| 0010 Branch Township, Precinct 1 | 282 | 185 | 23 | 13 | 1 |
| 0011 Custer Township, Precinct 1 | 356 | 174 | 14 | 13 | 0 |
| 0012 Eden Township, Precinct 1 | 132 | 102 | 5 | 4 | 0 |
| 0013 Free Soil Township, Precinct 1 | 215 | 149 | 16 | 8 | 2 |
| 0014 Grant Township, Precinct 1 | 257 | 197 | 8 | 8 | 3 |
| 0015 Hamlin Township, Precinct 1 | 431 | 292 | 15 | 10 | 3 |
| 0016 Hamlin Township, Precinct 2 | 724 | 553 | 22 | 14 | 1 |
| 0017 Logan Township, Precinct 1 | 88 | 57 | 2 | 2 | 0 |
| 0018 Meade Township, Precinct 1 | 58 | 28 | 0 | 0 | 0 |
| 0019 Pere Marquette Charter Townshi | 241 | 144 | 7 | 11 | 0 |
| 0020 Pere Marquette Charter Townshi | 477 | 362 | 18 | 12 | 0 |
| 0021 Riverton Township, Precinct 1 | 352 | 191 | 17 | 10 | 0 |
| 0022 Sheridan Township, Precinct 1 | 250 | 200 | 10 | 12 | 0 |
| 0023 Sherman Township, Precinct 1 | 293 | 153 | 9 | 17 | 1 |
| 0024 Summit Township, Precinct 1 | 302 | 223 | 14 | 4 | 1 |
| 0025 Victory Township, Precinct 1 | 419 | 187 | 16 | 14 | 1 |

Attorney General
(VOTE FOR) 1

| | VOTES | PERCENT | | VOTES | PERCENT |
|---|---|---|---|---|---|
| 01 = Tom Leonard (REP) | 7,614 | 56.58 | 04 = Gerald T. Van Sickle (UTP) | 309 | 2.30 |
| 02 = Dana Nessel (DEM) | 5,003 | 37.18 | 05 = Chris Graveline | 231 | 1.72 |
| 03 = Lisa Lane Gioia (LIB) | 276 | 2.05 | 06 = WRITE-IN | 23 | .17 |

| | 01 | 02 | 03 | 04 | 05 | 06 |
|---|---|---|---|---|---|---|
| 0001 City of Ludington, Precinct 1 | 370 | 274 | 7 | 7 | 11 | 0 |
| 0002 City of Ludington, Precinct 2 | 302 | 289 | 8 | 15 | 7 | 1 |
| 0003 City of Ludington, Precinct 3 | 326 | 296 | 17 | 9 | 7 | 0 |
| 0004 City of Ludington, Precinct 4 | 238 | 222 | 18 | 19 | 15 | 0 |
| 0005 City of Ludington, Precinct 5 | 257 | 257 | 9 | 8 | 11 | 3 |
| 0006 City of Ludington, Precinct 6 | 226 | 218 | 21 | 8 | 16 | 2 |
| 0007 City of Scottville, Precinct 1 | 112 | 73 | 7 | 3 | 6 | 1 |
| 0008 City of Scottville, Precinct 2 | 97 | 74 | 11 | 8 | 4 | 0 |
| 0009 Amber Township, Precinct 1 | 679 | 393 | 22 | 19 | 20 | 1 |
| 0010 Branch Township, Precinct 1 | 291 | 172 | 10 | 19 | 11 | 2 |
| 0011 Custer Township, Precinct 1 | 372 | 147 | 16 | 16 | 9 | 0 |
| 0012 Eden Township, Precinct 1 | 141 | 84 | 6 | 7 | 3 | 0 |
| 0013 Free Soil Township, Precinct 1 | 227 | 131 | 9 | 14 | 6 | 2 |
| 0014 Grant Township, Precinct 1 | 260 | 184 | 6 | 12 | 8 | 3 |
| 0015 Hamlin Township, Precinct 1 | 428 | 281 | 15 | 16 | 15 | 1 |
| 0016 Hamlin Township, Precinct 2 | 750 | 513 | 11 | 18 | 21 | 2 |
| 0017 Logan Township, Precinct 1 | 89 | 51 | 3 | 5 | 2 | 0 |
| 0018 Meade Township, Precinct 1 | 57 | 26 | 0 | 3 | 1 | 0 |
| 0019 Pere Marquette Charter Townshi | 248 | 140 | 5 | 7 | 4 | 2 |
| 0020 Pere Marquette Charter Townshi | 493 | 319 | 20 | 23 | 7 | 0 |
| 0021 Riverton Township, Precinct 1 | 372 | 163 | 10 | 12 | 8 | 0 |
| 0022 Sheridan Township, Precinct 1 | 253 | 184 | 10 | 17 | 9 | 0 |
| 0023 Sherman Township, Precinct 1 | 303 | 136 | 8 | 15 | 8 | 1 |
| 0024 Summit Township, Precinct 1 | 301 | 207 | 13 | 7 | 11 | 1 |
| 0025 Victory Township, Precinct 1 | 422 | 169 | 14 | 22 | 11 | 1 |

U.S. Senator
(VOTE FOR) 1

| | VOTES | PERCENT | | VOTES | PERCENT |
|---|---|---|---|---|---|
| 01 = John James (REP) | 7,625 | 55.68 | 04 = Marcia Squier (GRN) | 145 | 1.06 |
| 02 = Debbie Stabenow (DEM) | 5,708 | 41.68 | 05 = John Howard Wilhelm (NLP) | 74 | .54 |
| 03 = George E. Huffman III (UTP) | 125 | .91 | 06 = WRITE-IN | 18 | .13 |

| | 01 | 02 | 03 | 04 | 05 | 06 |
|---|---|---|---|---|---|---|
| 0001 City of Ludington, Precinct 1 | 350 | 308 | 3 | 9 | 2 | 1 |
| 0002 City of Ludington, Precinct 2 | 321 | 300 | 4 | 8 | 5 | 1 |
| 0003 City of Ludington, Precinct 3 | 326 | 322 | 7 | 13 | 1 | 1 |
| 0004 City of Ludington, Precinct 4 | 238 | 245 | 16 | 9 | 9 | 0 |
| 0005 City of Ludington, Precinct 5 | 243 | 291 | 5 | 7 | 3 | 0 |
| 0006 City of Ludington, Precinct 6 | 239 | 235 | 8 | 13 | 5 | 1 |
| 0007 City of Scottville, Precinct 1 | 119 | 81 | 0 | 4 | 2 | 0 |
| 0008 City of Scottville, Precinct 2 | 97 | 93 | 3 | 2 | 1 | 0 |
| 0009 Amber Township, Precinct 1 | 687 | 444 | 10 | 14 | 3 | 2 |
| 0010 Branch Township, Precinct 1 | 293 | 207 | 6 | 6 | 1 | 4 |
| 0011 Custer Township, Precinct 1 | 370 | 183 | 5 | 5 | 4 | 0 |
| 0012 Eden Township, Precinct 1 | 137 | 106 | 0 | 2 | 1 | 0 |
| 0013 Free Soil Township, Precinct 1 | 231 | 166 | 3 | 2 | 5 | 0 |
| 0014 Grant Township, Precinct 1 | 258 | 209 | 5 | 2 | 5 | 1 |
| 0015 Hamlin Township, Precinct 1 | 440 | 310 | 4 | 6 | 1 | 2 |
| 0016 Hamlin Township, Precinct 2 | 742 | 572 | 11 | 4 | 4 | 1 |
| 0017 Logan Township, Precinct 1 | 90 | 56 | 1 | 1 | 2 | 0 |
| 0018 Meade Township, Precinct 1 | 56 | 32 | 0 | 0 | 0 | 0 |
| 0019 Pere Marquette Charter Townshi | 242 | 156 | 7 | 4 | 2 | 1 |
| 0020 Pere Marquette Charter Townshi | 504 | 369 | 7 | 4 | 0 | 0 |
| 0021 Riverton Township, Precinct 1 | 358 | 201 | 5 | 4 | 3 | 1 |
| 0022 Sheridan Township, Precinct 1 | 254 | 216 | 2 | 7 | 0 | 1 |
| 0023 Sherman Township, Precinct 1 | 291 | 173 | 7 | 6 | 6 | 1 |
| 0024 Summit Township, Precinct 1 | 312 | 230 | 0 | 6 | 1 | 0 |
| 0025 Victory Township, Precinct 1 | 427 | 203 | 6 | 7 | 8 | 0 |

U.S. Representative 1st District 1st District
(VOTE FOR) 1

| | VOTES | PERCENT | | VOTES | PERCENT |
|---|---|---|---|---|---|
| 01 = Jack Bergman (REP) | 2,301 | 61.92 | | | |
| 02 = Matthew W. Morgan (DEM) | 1,392 | 37.46 | 03 = WRITE-IN | 23 | .62 |

| | 01 | 02 | 03 |
|---|---|---|---|
| 0013 Free Soil Township, Precinct 1 | 244 | 153 | 5 |
| 0014 Grant Township, Precinct 1 | 274 | 195 | 5 |
| 0015 Hamlin Township, Precinct 1 | 454 | 305 | 2 |
| 0016 Hamlin Township, Precinct 2 | 242 | 148 | 0 |
| 0018 Meade Township, Precinct 1 | 58 | 29 | 1 |
| 0022 Sheridan Township, Precinct 1 | 270 | 200 | 2 |
| 0023 Sherman Township, Precinct 1 | 307 | 166 | 6 |
| 0025 Victory Township, Precinct 1 | 452 | 196 | 2 |

U.S. Representative 2nd District 2nd District
(VOTE FOR) 1

| | VOTES | PERCENT | | VOTES | PERCENT |
|---|---|---|---|---|---|
| 01 = Bill Huizenga (REP) | 5,514 | 55.71 | 03 = Ronald E. Graeser (UTP) | 223 | 2.25 |
| 02 = Rob Davidson (DEM) | 4,143 | 41.86 | 04 = WRITE-IN | 18 | .18 |

| | 01 | 02 | 03 | 04 |
|---|---|---|---|---|
| 0001 City of Ludington, Precinct 1 | 368 | 295 | 7 | 1 |
| 0002 City of Ludington, Precinct 2 | 316 | 301 | 13 | 0 |
| 0003 City of Ludington, Precinct 3 | 335 | 312 | 16 | 0 |
| 0004 City of Ludington, Precinct 4 | 235 | 250 | 27 | 1 |
| 0005 City of Ludington, Precinct 5 | 260 | 273 | 15 | 4 |
| 0006 City of Ludington, Precinct 6 | 231 | 252 | 13 | 1 |
| 0007 City of Scottville, Precinct 1 | 122 | 81 | 4 | 0 |
| 0008 City of Scottville, Precinct 2 | 97 | 98 | 4 | 0 |
| 0009 Amber Township, Precinct 1 | 713 | 416 | 20 | 4 |
| 0010 Branch Township, Precinct 1 | 302 | 193 | 15 | 1 |
| 0011 Custer Township, Precinct 1 | 375 | 168 | 21 | 0 |
| 0012 Eden Township, Precinct 1 | 143 | 98 | 5 | 0 |
| 0016 Hamlin Township, Precinct 2 | 512 | 413 | 13 | 0 |
| 0017 Logan Township, Precinct 1 | 93 | 52 | 6 | 0 |
| 0019 Pere Marquette Charter Townshi | 245 | 158 | 5 | 2 |
| 0020 Pere Marquette Charter Townshi | 498 | 358 | 18 | 3 |
| 0021 Riverton Township, Precinct 1 | 364 | 195 | 11 | 1 |
| 0024 Summit Township, Precinct 1 | 305 | 230 | 10 | 0 |

State Senator 35th District
(VOTE FOR) 1

| | VOTES | PERCENT | | VOTES | PERCENT |
|---|---|---|---|---|---|
| 01 = Curt VanderWall (REP) | 8,931 | 65.64 | 03 = Timothy Coon (LIB) | 275 | 2.02 |
| 02 = Mike Taillard (DEM) | 4,385 | 32.23 | 04 = WRITE-IN | 16 | .12 |

| | 01 | 02 | 03 | 04 |
|---|---|---|---|---|
| 0001 City of Ludington, Precinct 1 | 445 | 220 | 5 | 1 |
| 0002 City of Ludington, Precinct 2 | 374 | 233 | 17 | 0 |
| 0003 City of Ludington, Precinct 3 | 376 | 268 | 13 | 0 |
| 0004 City of Ludington, Precinct 4 | 302 | 196 | 17 | 1 |
| 0005 City of Ludington, Precinct 5 | 307 | 235 | 9 | 2 |
| 0006 City of Ludington, Precinct 6 | 293 | 189 | 13 | 2 |
| 0007 City of Scottville, Precinct 1 | 139 | 64 | 3 | 0 |
| 0008 City of Scottville, Precinct 2 | 116 | 75 | 8 | 0 |
| 0009 Amber Township, Precinct 1 | 795 | 330 | 24 | 2 |
| 0010 Branch Township, Precinct 1 | 346 | 154 | 11 | 0 |
| 0011 Custer Township, Precinct 1 | 438 | 118 | 13 | 0 |
| 0012 Eden Township, Precinct 1 | 163 | 77 | 8 | 0 |
| 0013 Free Soil Township, Precinct 1 | 270 | 125 | 7 | 0 |
| 0014 Grant Township, Precinct 1 | 295 | 165 | 10 | 2 |
| 0015 Hamlin Township, Precinct 1 | 490 | 247 | 14 | 0 |
| 0016 Hamlin Township, Precinct 2 | 861 | 452 | 12 | 0 |
| 0017 Logan Township, Precinct 1 | 110 | 38 | 1 | 0 |
| 0018 Meade Township, Precinct 1 | 63 | 23 | 1 | 0 |
| 0019 Pere Marquette Charter Townshi | 279 | 125 | 6 | 1 |
| 0020 Pere Marquette Charter Townshi | 578 | 278 | 26 | 1 |
| 0021 Riverton Township, Precinct 1 | 408 | 147 | 14 | 1 |
| 0022 Sheridan Township, Precinct 1 | 296 | 169 | 13 | 2 |
| 0023 Sherman Township, Precinct 1 | 353 | 116 | 11 | 1 |
| 0024 Summit Township, Precinct 1 | 348 | 194 | 5 | 0 |
| 0025 Victory Township, Precinct 1 | 486 | 147 | 14 | 0 |

State Representative 101st District
(VOTE FOR) 1

| | VOTES | PERCENT |
|---|---|---|
| 01 = Jack O'Malley (REP) | 8,327 | 61.07 |
| 02 = Kathy Wiejaczka (DEM) | 5,280 | 38.72 |

03 = WRITE-IN 28 .21

| | 01 | 02 | 03 |
|---|---|---|---|
| 0001 City of Ludington, Precinct 1 | 381 | 286 | 1 |
| 0002 City of Ludington, Precinct 2 | 331 | 297 | 1 |
| 0003 City of Ludington, Precinct 3 | 350 | 314 | 0 |
| 0004 City of Ludington, Precinct 4 | 277 | 239 | 1 |
| 0005 City of Ludington, Precinct 5 | 267 | 282 | 2 |
| 0006 City of Ludington, Precinct 6 | 250 | 249 | 1 |
| 0007 City of Scottville, Precinct 1 | 129 | 78 | 1 |
| 0008 City of Scottville, Precinct 2 | 103 | 94 | 0 |
| 0009 Amber Township, Precinct 1 | 761 | 389 | 1 |
| 0010 Branch Township, Precinct 1 | 328 | 181 | 2 |
| 0011 Custer Township, Precinct 1 | 411 | 154 | 2 |
| 0012 Eden Township, Precinct 1 | 150 | 97 | 0 |
| 0013 Free Soil Township, Precinct 1 | 268 | 137 | 2 |
| 0014 Grant Township, Precinct 1 | 292 | 182 | 2 |
| 0015 Hamlin Township, Precinct 1 | 476 | 281 | 1 |
| 0016 Hamlin Township, Precinct 2 | 767 | 554 | 1 |
| 0017 Logan Township, Precinct 1 | 101 | 49 | 0 |
| 0018 Meade Township, Precinct 1 | 64 | 24 | 0 |
| 0019 Pere Marquette Charter Townshi | 255 | 155 | 0 |
| 0020 Pere Marquette Charter Townshi | 531 | 350 | 1 |
| 0021 Riverton Township, Precinct 1 | 402 | 169 | 2 |
| 0022 Sheridan Township, Precinct 1 | 299 | 180 | 1 |
| 0023 Sherman Township, Precinct 1 | 347 | 135 | 2 |
| 0024 Summit Township, Precinct 1 | 319 | 228 | 1 |
| 0025 Victory Township, Precinct 1 | 468 | 176 | 3 |

State Board of Education
(VOTE FOR) 2

| | VOTES | PERCENT | | VOTES | PERCENT |
|---|---|---|---|---|---|
| 01 = Tami Carlone (REP) | 6,475 | 27.09 | 07 = Karen Adams (UTP) | 315 | 1.32 |
| 02 = Richard Zeile (REP) | 5,863 | 24.53 | 08 = Douglas Levesque (UTP) | 129 | .54 |
| 03 = Judith P. Pritchett (DEM) | 4,857 | 20.32 | 09 = Sherry A. Wells (GRN) | 186 | .78 |
| 04 = Tiffany Tilley (DEM) | 4,453 | 18.63 | 10 = Mary Anne Hering (WCP) | 518 | 2.17 |
| 05 = Scotty Boman (LIB) | 396 | 1.66 | 11 = Logan R. Smith (WCP) | 401 | 1.68 |
| 06 = John J. Tatar (LIB) | 261 | 1.09 | 12 = WRITE-IN | 50 | .21 |

| | 01 | 02 | 03 | 04 | 05 | 06 | 07 | 08 | 09 | 10 | 11 | 12 |
|---|---|---|---|---|---|---|---|---|---|---|---|---|
| 0001 City of Ludington, Precinct 1 | 317 | 287 | 261 | 254 | 13 | 10 | 11 | 9 | 8 | 20 | 12 | 1 |
| 0002 City of Ludington, Precinct 2 | 271 | 241 | 271 | 246 | 20 | 11 | 14 | 4 | 8 | 29 | 22 | 0 |
| 0003 City of Ludington, Precinct 3 | 299 | 264 | 281 | 265 | 18 | 12 | 10 | 4 | 9 | 19 | 18 | 0 |
| 0004 City of Ludington, Precinct 4 | 197 | 171 | 213 | 202 | 18 | 13 | 21 | 6 | 9 | 36 | 29 | 4 |
| 0005 City of Ludington, Precinct 5 | 222 | 185 | 253 | 232 | 9 | 8 | 8 | 3 | 9 | 21 | 14 | 3 |
| 0006 City of Ludington, Precinct 6 | 182 | 161 | 206 | 200 | 21 | 14 | 13 | 6 | 13 | 23 | 24 | 6 |
| 0007 City of Scottville, Precinct 1 | 92 | 84 | 66 | 62 | 7 | 5 | 5 | 4 | 5 | 9 | 11 | 3 |
| 0008 City of Scottville, Precinct 2 | 85 | 63 | 73 | 62 | 9 | 3 | 7 | 2 | 7 | 12 | 8 | 0 |
| 0009 Amber Township, Precinct 1 | 598 | 526 | 386 | 341 | 32 | 20 | 23 | 9 | 15 | 43 | 28 | 1 |
| 0010 Branch Township, Precinct 1 | 235 | 204 | 159 | 149 | 20 | 14 | 10 | 4 | 7 | 25 | 25 | 3 |
| 0011 Custer Township, Precinct 1 | 298 | 275 | 141 | 127 | 16 | 12 | 26 | 7 | 7 | 24 | 16 | 1 |
| 0012 Eden Township, Precinct 1 | 112 | 104 | 92 | 78 | 7 | 2 | 3 | 2 | 1 | 11 | 7 | 0 |
| 0013 Free Soil Township, Precinct 1 | 184 | 174 | 127 | 118 | 17 | 12 | 15 | 8 | 4 | 25 | 16 | 0 |
| 0014 Grant Township, Precinct 1 | 218 | 199 | 178 | 159 | 10 | 11 | 16 | 3 | 10 | 13 | 10 | 4 |
| 0015 Hamlin Township, Precinct 1 | 385 | 354 | 266 | 241 | 18 | 16 | 17 | 8 | 11 | 22 | 15 | 2 |
| 0016 Hamlin Township, Precinct 2 | 625 | 599 | 517 | 451 | 35 | 20 | 25 | 8 | 8 | 32 | 23 | 2 |
| 0017 Logan Township, Precinct 1 | 74 | 68 | 47 | 46 | 3 | 2 | 2 | 2 | 3 | 8 | 12 | 0 |
| 0018 Meade Township, Precinct 1 | 51 | 44 | 27 | 18 | 2 | 0 | 1 | 0 | 1 | 8 | 2 | 0 |
| 0019 Pere Marquette Charter Townshi | 201 | 181 | 145 | 137 | 14 | 9 | 11 | 7 | 2 | 5 | 7 | 2 |
| 0020 Pere Marquette Charter Townshi | 420 | 378 | 320 | 282 | 21 | 21 | 14 | 12 | 13 | 25 | 22 | 4 |
| 0021 Riverton Township, Precinct 1 | 316 | 289 | 154 | 155 | 17 | 10 | 12 | 2 | 4 | 20 | 10 | 1 |
| 0022 Sheridan Township, Precinct 1 | 216 | 201 | 175 | 169 | 14 | 6 | 11 | 5 | 9 | 17 | 12 | 5 |
| 0023 Sherman Township, Precinct 1 | 258 | 236 | 125 | 115 | 14 | 8 | 21 | 7 | 7 | 25 | 26 | 1 |
| 0024 Summit Township, Precinct 1 | 261 | 245 | 206 | 191 | 19 | 7 | 7 | 2 | 8 | 20 | 7 | 4 |
| 0025 Victory Township, Precinct 1 | 358 | 330 | 168 | 153 | 22 | 15 | 12 | 5 | 8 | 26 | 25 | 3 |

University of Michigan Regent
(VOTE FOR) 2

| | VOTES | PERCENT |
|---|---|---|
| 01 = Andrea Fischer Newman (REP) | 6,409 | 27.50 |
| 02 = Andrew Richner (REP) | 5,981 | 25.67 |
| 03 = Jordan Acker (DEM) | 4,570 | 19.61 |
| 04 = Paul Brown (DEM) | 4,402 | 18.89 |
| 05 = James Lewis Hudler (LIB) | 278 | 1.19 |
| 06 = John Jascob (LIB) | 292 | 1.25 |
| 07 = Joe Sanger (UTP) | 283 | 1.21 |
| 08 = Crystal Van Sickle (UTP) | 544 | 2.33 |
| 09 = Kevin A. Graves (GRN) | 254 | 1.09 |
| 10 = Marge Katchmark Sallows (NLP) | 217 | .93 |
| 11 = WRITE-IN | 72 | .31 |

| | 01 | 02 | 03 | 04 | 05 | 06 | 07 | 08 | 09 | 10 | 11 |
|---|---|---|---|---|---|---|---|---|---|---|---|
| 0001 City of Ludington, Precinct 1 | 318 | 289 | 247 | 241 | 12 | 10 | 9 | 19 | 16 | 9 | 5 |
| 0002 City of Ludington, Precinct 2 | 275 | 250 | 253 | 243 | 17 | 11 | 11 | 28 | 15 | 10 | 6 |
| 0003 City of Ludington, Precinct 3 | 287 | 284 | 257 | 264 | 12 | 14 | 9 | 17 | 16 | 12 | 0 |
| 0004 City of Ludington, Precinct 4 | 185 | 189 | 209 | 195 | 16 | 20 | 22 | 42 | 14 | 16 | 4 |
| 0005 City of Ludington, Precinct 5 | 225 | 193 | 225 | 222 | 7 | 6 | 9 | 24 | 11 | 13 | 6 |
| 0006 City of Ludington, Precinct 6 | 190 | 172 | 196 | 182 | 15 | 19 | 13 | 32 | 14 | 12 | 2 |
| 0007 City of Scottville, Precinct 1 | 85 | 90 | 57 | 56 | 7 | 8 | 5 | 16 | 4 | 7 | 3 |
| 0008 City of Scottville, Precinct 2 | 82 | 74 | 78 | 69 | 6 | 4 | 4 | 8 | 9 | 2 | 0 |
| 0009 Amber Township, Precinct 1 | 568 | 538 | 364 | 355 | 21 | 21 | 26 | 32 | 22 | 22 | 7 |
| 0010 Branch Township, Precinct 1 | 239 | 207 | 163 | 151 | 9 | 10 | 9 | 27 | 8 | 12 | 5 |
| 0011 Custer Township, Precinct 1 | 295 | 270 | 140 | 134 | 11 | 13 | 14 | 19 | 8 | 12 | 1 |
| 0012 Eden Township, Precinct 1 | 111 | 104 | 78 | 83 | 4 | 4 | 3 | 14 | 4 | 2 | 0 |
| 0013 Free Soil Township, Precinct 1 | 202 | 170 | 123 | 118 | 7 | 10 | 15 | 27 | 4 | 5 | 0 |
| 0014 Grant Township, Precinct 1 | 216 | 208 | 173 | 162 | 9 | 14 | 6 | 17 | 4 | 6 | 3 |
| 0015 Hamlin Township, Precinct 1 | 378 | 356 | 249 | 241 | 17 | 17 | 22 | 18 | 12 | 8 | 3 |
| 0016 Hamlin Township, Precinct 2 | 624 | 583 | 486 | 444 | 21 | 25 | 26 | 40 | 20 | 17 | 6 |
| 0017 Logan Township, Precinct 1 | 74 | 71 | 42 | 45 | 1 | 2 | 5 | 9 | 4 | 3 | 0 |
| 0018 Meade Township, Precinct 1 | 49 | 47 | 25 | 22 | 1 | 3 | 0 | 6 | 0 | 2 | 0 |
| 0019 Pere Marquette Charter Townshi | 207 | 185 | 132 | 129 | 8 | 8 | 9 | 10 | 4 | 3 | 2 |
| 0020 Pere Marquette Charter Townshi | 426 | 390 | 285 | 272 | 16 | 14 | 17 | 33 | 17 | 8 | 3 |
| 0021 Riverton Township, Precinct 1 | 303 | 288 | 163 | 147 | 13 | 14 | 6 | 21 | 9 | 2 | 3 |
| 0022 Sheridan Township, Precinct 1 | 210 | 198 | 172 | 167 | 5 | 8 | 7 | 18 | 13 | 8 | 3 |
| 0023 Sherman Township, Precinct 1 | 251 | 246 | 105 | 120 | 14 | 14 | 19 | 31 | 13 | 8 | 2 |
| 0024 Summit Township, Precinct 1 | 255 | 249 | 191 | 185 | 10 | 7 | 6 | 15 | 5 | 6 | 4 |
| 0025 Victory Township, Precinct 1 | 354 | 330 | 157 | 155 | 19 | 16 | 11 | 21 | 8 | 12 | 4 |

Michigan State University Trustee
(VOTE FOR) 2

| | VOTES | PERCENT |
|---|---|---|
| 01 = Dave Dutch (REP) | 6,023 | 25.97 |
| 02 = Mike Miller (REP) | 6,203 | 26.74 |
| 03 = Brianna T. Scott (DEM) | 4,795 | 20.67 |
| 04 = Kelly Charron Tebay (DEM) | 4,378 | 18.88 |
| 05 = Bruce Campbell (LIB) | 397 | 1.71 |
| 06 = Tim Orzechowski (LIB) | 277 | 1.19 |
| 07 = Janet M. Sanger (UTP) | 389 | 1.68 |
| 08 = John Paul Sanger (UTP) | 297 | 1.28 |
| 09 = Aaron Mariasy (GRN) | 192 | .83 |
| 10 = Bridgette R. Abraham-Guzman (NLP) | 174 | .75 |
| 11 = WRITE-IN | 69 | .30 |

| | 01 | 02 | 03 | 04 | 05 | 06 | 07 | 08 | 09 | 10 | 11 |
|---|---|---|---|---|---|---|---|---|---|---|---|
| 0001 City of Ludington, Precinct 1 | 292 | 299 | 258 | 258 | 13 | 13 | 10 | 5 | 8 | 8 | 4 |
| 0002 City of Ludington, Precinct 2 | 250 | 257 | 278 | 238 | 19 | 14 | 23 | 12 | 8 | 7 | 2 |
| 0003 City of Ludington, Precinct 3 | 273 | 283 | 270 | 254 | 23 | 15 | 10 | 12 | 15 | 13 | 0 |
| 0004 City of Ludington, Precinct 4 | 177 | 188 | 214 | 204 | 28 | 14 | 31 | 21 | 13 | 10 | 4 |
| 0005 City of Ludington, Precinct 5 | 197 | 207 | 245 | 218 | 16 | 6 | 14 | 11 | 8 | 9 | 6 |
| 0006 City of Ludington, Precinct 6 | 172 | 189 | 202 | 190 | 23 | 12 | 22 | 15 | 7 | 8 | 3 |
| 0007 City of Scottville, Precinct 1 | 79 | 89 | 63 | 59 | 10 | 7 | 10 | 6 | 5 | 7 | 3 |
| 0008 City of Scottville, Precinct 2 | 71 | 80 | 74 | 71 | 8 | 6 | 9 | 5 | 5 | 2 | 0 |
| 0009 Amber Township, Precinct 1 | 541 | 547 | 384 | 344 | 27 | 25 | 32 | 21 | 18 | 18 | 6 |
| 0010 Branch Township, Precinct 1 | 218 | 223 | 164 | 142 | 16 | 10 | 19 | 14 | 10 | 9 | 7 |
| 0011 Custer Township, Precinct 1 | 294 | 282 | 149 | 129 | 14 | 8 | 17 | 16 | 2 | 9 | 1 |
| 0012 Eden Township, Precinct 1 | 105 | 109 | 84 | 77 | 5 | 9 | 10 | 5 | 2 | 4 | 0 |
| 0013 Free Soil Township, Precinct 1 | 186 | 173 | 135 | 122 | 16 | 12 | 12 | 12 | 4 | 4 | 2 |
| 0014 Grant Township, Precinct 1 | 207 | 212 | 179 | 163 | 11 | 8 | 14 | 11 | 5 | 4 | 4 |
| 0015 Hamlin Township, Precinct 1 | 368 | 376 | 253 | 244 | 17 | 15 | 20 | 17 | 11 | 4 | 3 |
| 0016 Hamlin Township, Precinct 2 | 588 | 617 | 483 | 451 | 40 | 20 | 31 | 26 | 14 | 8 | 3 |
| 0017 Logan Township, Precinct 1 | 72 | 80 | 46 | 47 | 2 | 1 | 3 | 2 | 3 | 2 | 0 |
| 0018 Meade Township, Precinct 1 | 49 | 50 | 28 | 21 | 2 | 3 | 2 | 0 | 1 | 1 | 0 |
| 0019 Pere Marquette Charter Townshi | 188 | 196 | 148 | 125 | 12 | 5 | 10 | 7 | 2 | 4 | 2 |
| 0020 Pere Marquette Charter Townshi | 405 | 402 | 310 | 276 | 20 | 15 | 18 | 18 | 12 | 5 | 3 |
| 0021 Riverton Township, Precinct 1 | 294 | 290 | 166 | 141 | 16 | 14 | 10 | 7 | 7 | 7 | 2 |
| 0022 Sheridan Township, Precinct 1 | 195 | 203 | 169 | 153 | 10 | 6 | 15 | 11 | 9 | 5 | 5 |
| 0023 Sherman Township, Precinct 1 | 235 | 243 | 123 | 114 | 18 | 12 | 21 | 17 | 13 | 8 | 3 |
| 0024 Summit Township, Precinct 1 | 241 | 252 | 201 | 185 | 14 | 9 | 10 | 8 | 5 | 6 | 4 |
| 0025 Victory Township, Precinct 1 | 326 | 356 | 169 | 152 | 17 | 18 | 16 | 18 | 5 | 12 | 2 |

Wayne State University Governor
(VOTE FOR) 2

| | VOTES | PERCENT | | VOTES | PERCENT |
|---|---|---|---|---|---|
| 01 = Diane Dunaskiss (REP) | 6,253 | 27.75 | | | |
| 02 = David Nicholson (REP) | 5,949 | 26.40 | 06 = John T. Hargenrader (LIB) | 312 | 1.38 |
| 03 = Bryan C. Barnhill (DEM) | 4,560 | 20.23 | 07 = Christine C. Schwartz (UTP) | 574 | 2.55 |
| 04 = Anil Kumar (DEM) | 4,088 | 18.14 | 08 = Marc Joseph Sosnowski (UTP) | 336 | 1.49 |
| 05 = Jon Elgas (LIB) | 384 | 1.70 | 09 = WRITE-IN | 80 | .35 |

| | 01 | 02 | 03 | 04 | 05 | 06 | 07 | 08 | 09 |
|---|---|---|---|---|---|---|---|---|---|
| 0001 City of Ludington, Precinct 1 | 301 | 287 | 250 | 246 | 21 | 11 | 14 | 8 | 6 |
| 0002 City of Ludington, Precinct 2 | 282 | 249 | 254 | 217 | 17 | 13 | 27 | 16 | 2 |
| 0003 City of Ludington, Precinct 3 | 285 | 266 | 256 | 252 | 26 | 17 | 18 | 20 | 0 |
| 0004 City of Ludington, Precinct 4 | 189 | 182 | 208 | 189 | 24 | 17 | 45 | 27 | 5 |
| 0005 City of Ludington, Precinct 5 | 221 | 198 | 221 | 208 | 15 | 4 | 24 | 10 | 7 |
| 0006 City of Ludington, Precinct 6 | 179 | 177 | 196 | 184 | 23 | 16 | 25 | 17 | 4 |
| 0007 City of Scottville, Precinct 1 | 86 | 82 | 65 | 47 | 10 | 10 | 16 | 6 | 5 |
| 0008 City of Scottville, Precinct 2 | 82 | 71 | 71 | 64 | 11 | 6 | 12 | 8 | 0 |
| 0009 Amber Township, Precinct 1 | 560 | 524 | 359 | 322 | 28 | 28 | 51 | 26 | 8 |
| 0010 Branch Township, Precinct 1 | 230 | 209 | 165 | 146 | 18 | 9 | 24 | 14 | 3 |
| 0011 Custer Township, Precinct 1 | 287 | 275 | 144 | 117 | 12 | 10 | 24 | 15 | 1 |
| 0012 Eden Township, Precinct 1 | 108 | 101 | 81 | 72 | 6 | 4 | 10 | 6 | 0 |
| 0013 Free Soil Township, Precinct 1 | 186 | 181 | 130 | 113 | 12 | 7 | 26 | 15 | 2 |
| 0014 Grant Township, Precinct 1 | 219 | 200 | 165 | 147 | 11 | 12 | 23 | 13 | 6 |
| 0015 Hamlin Township, Precinct 1 | 372 | 362 | 257 | 214 | 18 | 19 | 25 | 17 | 3 |
| 0016 Hamlin Township, Precinct 2 | 601 | 588 | 466 | 422 | 29 | 27 | 51 | 29 | 8 |
| 0017 Logan Township, Precinct 1 | 76 | 77 | 46 | 39 | 2 | 3 | 4 | 4 | 0 |
| 0018 Meade Township, Precinct 1 | 50 | 49 | 26 | 18 | 1 | 2 | 8 | 1 | 0 |
| 0019 Pere Marquette Charter Townshi | 200 | 191 | 137 | 124 | 9 | 9 | 10 | 10 | 2 |
| 0020 Pere Marquette Charter Townshi | 429 | 391 | 279 | 248 | 16 | 16 | 33 | 18 | 3 |
| 0021 Riverton Township, Precinct 1 | 287 | 291 | 162 | 135 | 13 | 19 | 17 | 4 | 2 |
| 0022 Sheridan Township, Precinct 1 | 206 | 195 | 164 | 145 | 7 | 8 | 19 | 11 | 6 |
| 0023 Sherman Township, Precinct 1 | 233 | 245 | 116 | 102 | 19 | 19 | 26 | 17 | 2 |
| 0024 Summit Township, Precinct 1 | 249 | 238 | 180 | 175 | 14 | 12 | 19 | 8 | 4 |
| 0025 Victory Township, Precinct 1 | 335 | 320 | 162 | 142 | 22 | 14 | 23 | 16 | 1 |

County Commissioner 1st District 1st District
(VOTE FOR) 1

| | VOTES | PERCENT |
|---|---|---|
| 01 = Wally Taranko (REP) | 1,286 | 68.55 |
| 02 = Logan Walworth | 579 | 30.86 |
| 03 = WRITE-IN | 11 | .59 |

| | 01 | 02 | 03 |
|---|---|---|---|
| 0001 City of Ludington, Precinct 1 | 463 | 179 | 4 |
| 0002 City of Ludington, Precinct 2 | 421 | 180 | 2 |
| 0003 City of Ludington, Precinct 3 | 402 | 220 | 5 |

County Commissioner 2nd District 2nd District
(VOTE FOR) 1

| | VOTES | PERCENT |
|---|---|---|
| 01 = Gary E. Castonia (REP) | 1,172 | 95.67 |
| 02 = WRITE-IN | 53 | 4.33 |

| | 01 | 02 |
|---|---|---|
| 0004 City of Ludington, Precinct 4 | 416 | 10 |
| 0005 City of Ludington, Precinct 5 | 393 | 24 |
| 0006 City of Ludington, Precinct 6 | 363 | 19 |

| | VOTES | PERCENT | | VOTES | PERCENT |
|---|---|---|---|---|---|
| County Commissioner 3rd District 3rd District | | | | | |
| (VOTE FOR) 1 | | | | | |
| 01 = Charles Lange (REP) | 1,426 | 59.42 | | | |
| 02 = Eric D. Lund | 965 | 40.21 | 03 = WRITE-IN | 9 | .38 |

| | 01 | 02 | 03 |
|---|---|---|---|
| 0014 Grant Township, Precinct 1 | 242 | 189 | 3 |
| 0015 Hamlin Township, Precinct 1 | 445 | 264 | 2 |
| 0016 Hamlin Township, Precinct 2 | 739 | 512 | 4 |

County Commissioner 4th District 4th District
(VOTE FOR) 1

| | VOTES | PERCENT |
|---|---|---|
| 01 = Lewis G. Squires (REP) | 1,647 | 96.20 |
| 02 = WRITE-IN | 65 | 3.80 |

| | 01 | 02 |
|---|---|---|
| 0009 Amber Township, Precinct 1 | 938 | 36 |
| 0020 Pere Marquette Charter Townshi | 709 | 29 |

County Commissioner 5th District 5th District
(VOTE FOR) 1

| | VOTES | PERCENT |
|---|---|---|
| 01 = Steven K. Hull (REP) | 1,532 | 96.23 |
| 02 = WRITE-IN | 60 | 3.77 |

| | 01 | 02 |
|---|---|---|
| 0007 City of Scottville, Precinct 1 | 167 | 9 |
| 0008 City of Scottville, Precinct 2 | 146 | 10 |
| 0019 Pere Marquette Charter Townshi | 337 | 11 |
| 0021 Riverton Township, Precinct 1 | 468 | 20 |
| 0024 Summit Township, Precinct 1 | 414 | 10 |

County Commissioner 6th District 6th District
(VOTE FOR) 1

| | VOTES | PERCENT |
|---|---|---|
| 01 = Janet S. Andersen (REP) | 1,476 | 96.98 |
| 02 = WRITE-IN | 46 | 3.02 |

| | 01 | 02 |
|---|---|---|
| 0013 Free Soil Township, Precinct 1 | 322 | 13 |
| 0018 Meade Township, Precinct 1 | 74 | 2 |
| 0022 Sheridan Township, Precinct 1 | 179 | 5 |
| 0023 Sherman Township, Precinct 1 | 385 | 10 |
| 0025 Victory Township, Precinct 1 | 516 | 16 |

County Commissioner 7th District 7th District
(VOTE FOR) 1

| | VOTES | PERCENT |
|---|---|---|
| 01 = Ron Bacon (REP) | 1,335 | 94.28 |
| 02 = WRITE-IN | 81 | 5.72 |

| | 01 | 02 |
|---|---|---|
| 0010 Branch Township, Precinct 1 | 380 | 30 |
| 0011 Custer Township, Precinct 1 | 464 | 27 |
| 0012 Eden Township, Precinct 1 | 178 | 12 |
| 0017 Logan Township, Precinct 1 | 126 | 2 |
| 0022 Sheridan Township, Precinct 1 | 187 | 10 |

| | VOTES | PERCENT |
|---|---|---|
| Free Soil Township Treasurer Free Soil Township | | |
| (VOTE FOR) 1 | | |
| 01 = Lisa Stankowski (REP) | 327 | 96.18 |
| 02 = WRITE-IN | 13 | 3.82 |

| | 01 | 02 |
|---|---|---|
| 0013 Free Soil Township, Precinct 1 | 327 | 13 |

| | VOTES | PERCENT |
|---|---|---|
| Logan Township Treasurer Logan Township | | |
| (VOTE FOR) 1 | | |
| 01 = Tammy Bromley (REP) | 130 | 99.24 |
| 02 = WRITE-IN | 1 | .76 |

| | 01 | 02 |
|---|---|---|
| 0017 Logan Township, Precinct 1 | 130 | 1 |

Pere Marquett Twp Treasurer
Pere Marquette Charter Township
(VOTE FOR) 1

| | VOTES | PERCENT |
|---|---|---|
| 01 = Jacalyn Sroka (REP) | 1,066 | 97.26 |
| 02 = WRITE-IN | 30 | 2.74 |

| | 01 | 02 |
|---|---|---|
| 0019 Pere Marquette Charter Townshi | 332 | 10 |
| 0020 Pere Marquette Charter Townshi | 734 | 20 |

| | VOTES | PERCENT |
|---|---|---|
| Riverton Township Treasurer Riverton Township | | |
| (VOTE FOR) 1 | | |
| 01 = Kristi R. Griffis (REP) | 471 | 95.54 |
| 02 = WRITE-IN | 22 | 4.46 |

| | 01 | 02 |
|---|---|---|
| 0021 Riverton Township, Precinct 1 | 471 | 22 |

Justice of Supreme Court
(VOTE FOR) 2

| | VOTES | PERCENT | | VOTES | PERCENT |
|---|---|---|---|---|---|
| 01 = Samuel Bagenstos | 1,757 | 8.21 | | | |
| 02 = Megan Kathleen Cavanagh | 4,501 | 21.02 | 05 = Kerry Lee Morgan | 1,624 | 7.59 |
| 03 = Elizabeth T. Clement | 6,799 | 31.76 | 06 = Kurtis T. Wilder | 5,701 | 26.63 |
| 04 = Doug Dern | 868 | 4.05 | 07 = WRITE-IN | 160 | .75 |

| | 01 | 02 | 03 | 04 | 05 | 06 | 07 |
|---|---|---|---|---|---|---|---|
| 0001 City of Ludington, Precinct 1 | 114 | 252 | 373 | 25 | 61 | 264 | 4 |
| 0002 City of Ludington, Precinct 2 | 89 | 269 | 341 | 38 | 60 | 227 | 7 |
| 0003 City of Ludington, Precinct 3 | 109 | 217 | 378 | 42 | 71 | 265 | 5 |
| 0004 City of Ludington, Precinct 4 | 63 | 178 | 201 | 59 | 102 | 201 | 9 |
| 0005 City of Ludington, Precinct 5 | 85 | 220 | 231 | 11 | 90 | 208 | 6 |
| 0006 City of Ludington, Precinct 6 | 88 | 172 | 209 | 29 | 31 | 216 | 6 |
| 0007 City of Scottville, Precinct 1 | 28 | 87 | 99 | 11 | 19 | 71 | 6 |
| 0008 City of Scottville, Precinct 2 | 15 | 71 | 102 | 18 | 30 | 70 | 3 |
| 0009 Amber Township, Precinct 1 | 112 | 297 | 653 | 97 | 118 | 490 | 18 |
| 0010 Branch Township, Precinct 1 | 62 | 173 | 200 | 55 | 84 | 182 | 12 |
| 0011 Custer Township, Precinct 1 | 59 | 138 | 253 | 15 | 99 | 289 | 5 |
| 0012 Eden Township, Precinct 1 | 39 | 84 | 113 | 9 | 14 | 143 | 0 |
| 0013 Free Soil Township, Precinct 1 | 79 | 161 | 189 | 17 | 30 | 149 | 6 |
| 0014 Grant Township, Precinct 1 | 50 | 175 | 248 | 26 | 57 | 173 | 10 |
| 0015 Hamlin Township, Precinct 1 | 96 | 216 | 436 | 55 | 78 | 331 | 3 |
| 0016 Hamlin Township, Precinct 2 | 151 | 390 | 626 | 115 | 230 | 568 | 10 |
| 0017 Logan Township, Precinct 1 | 19 | 53 | 57 | 8 | 39 | 69 | 2 |
| 0018 Meade Township, Precinct 1 | 13 | 22 | 46 | 3 | 10 | 51 | 0 |
| 0019 Pere Marquette Charter Townshi | 64 | 136 | 225 | 21 | 31 | 173 | 4 |
| 0020 Pere Marquette Charter Townshi | 80 | 348 | 481 | 57 | 68 | 328 | 9 |
| 0021 Riverton Township, Precinct 1 | 46 | 128 | 346 | 48 | 56 | 265 | 6 |
| 0022 Sheridan Township, Precinct 1 | 57 | 145 | 210 | 55 | 63 | 204 | 3 |
| 0023 Sherman Township, Precinct 1 | 47 | 133 | 202 | 13 | 82 | 243 | 3 |
| 0024 Summit Township, Precinct 1 | 96 | 209 | 265 | 13 | 28 | 272 | 7 |
| 0025 Victory Township, Precinct 1 | 96 | 227 | 315 | 28 | 73 | 249 | 16 |

Judge of Court of Appeals 3rd District
(VOTE FOR) 2

| | VOTES | PERCENT |
|---|---|---|
| 01 = Jane Marie Beckering | 9,103 | 51.27 |
| 02 = Douglas B. Shapiro | 8,432 | 47.49 |
| 03 = WRITE-IN | 219 | 1.23 |

| | 01 | 02 | 03 |
|---|---|---|---|
| 0001 City of Ludington, Precinct 1 | 472 | 433 | 6 |
| 0002 City of Ludington, Precinct 2 | 448 | 398 | 12 |
| 0003 City of Ludington, Precinct 3 | 462 | 448 | 6 |
| 0004 City of Ludington, Precinct 4 | 350 | 353 | 10 |
| 0005 City of Ludington, Precinct 5 | 374 | 320 | 8 |
| 0006 City of Ludington, Precinct 6 | 331 | 296 | 13 |
| 0007 City of Scottville, Precinct 1 | 134 | 128 | 10 |
| 0008 City of Scottville, Precinct 2 | 129 | 119 | 2 |
| 0009 Amber Township, Precinct 1 | 767 | 712 | 18 |
| 0010 Branch Township, Precinct 1 | 324 | 302 | 11 |
| 0011 Custer Township, Precinct 1 | 360 | 354 | 6 |
| 0012 Eden Township, Precinct 1 | 164 | 144 | 4 |
| 0013 Free Soil Township, Precinct 1 | 248 | 250 | 8 |
| 0014 Grant Township, Precinct 1 | 305 | 283 | 11 |
| 0015 Hamlin Township, Precinct 1 | 516 | 474 | 4 |
| 0016 Hamlin Township, Precinct 2 | 872 | 807 | 12 |
| 0017 Logan Township, Precinct 1 | 108 | 101 | 2 |
| 0018 Meade Township, Precinct 1 | 61 | 60 | 0 |
| 0019 Pere Marquette Charter Townshi | 270 | 258 | 9 |
| 0020 Pere Marquette Charter Townshi | 594 | 544 | 11 |
| 0021 Riverton Township, Precinct 1 | 380 | 352 | 10 |
| 0022 Sheridan Township, Precinct 1 | 325 | 273 | 10 |
| 0023 Sherman Township, Precinct 1 | 317 | 296 | 9 |
| 0024 Summit Township, Precinct 1 | 382 | 355 | 4 |
| 0025 Victory Township, Precinct 1 | 410 | 372 | 23 |

Probate Judge
(VOTE FOR) 1

| | VOTES | PERCENT |
|---|---|---|
| 01 = Jeffrey C. Nellis | 10,903 | 98.20 |
| 02 = WRITE-IN | 200 | 1.80 |

| | 01 | 02 |
|---|---|---|
| 0001 City of Ludington, Precinct 1 | 565 | 5 |
| 0002 City of Ludington, Precinct 2 | 540 | 4 |
| 0003 City of Ludington, Precinct 3 | 552 | 9 |
| 0004 City of Ludington, Precinct 4 | 435 | 5 |
| 0005 City of Ludington, Precinct 5 | 446 | 11 |
| 0006 City of Ludington, Precinct 6 | 393 | 10 |
| 0007 City of Scottville, Precinct 1 | 172 | 7 |
| 0008 City of Scottville, Precinct 2 | 158 | 3 |
| 0009 Amber Township, Precinct 1 | 916 | 26 |
| 0010 Branch Township, Precinct 1 | 390 | 13 |
| 0011 Custer Township, Precinct 1 | 451 | 4 |
| 0012 Eden Township, Precinct 1 | 191 | 3 |
| 0013 Free Soil Township, Precinct 1 | 292 | 9 |
| 0014 Grant Township, Precinct 1 | 340 | 6 |
| 0015 Hamlin Township, Precinct 1 | 604 | 13 |
| 0016 Hamlin Township, Precinct 2 | 1069 | 12 |
| 0017 Logan Township, Precinct 1 | 122 | 1 |
| 0018 Meade Township, Precinct 1 | 70 | 1 |
| 0019 Pere Marquette Charter Townshi | 341 | 1 |
| 0020 Pere Marquette Charter Townshi | 730 | 12 |
| 0021 Riverton Township, Precinct 1 | 457 | 8 |
| 0022 Sheridan Township, Precinct 1 | 376 | 10 |
| 0023 Sherman Township, Precinct 1 | 374 | 9 |
| 0024 Summit Township, Precinct 1 | 423 | 5 |
| 0025 Victory Township, Precinct 1 | 496 | 13 |

West Shore Community College Trustees
West Shore Community College
(VOTE FOR) 2

| | VOTES | PERCENT | | VOTES | PERCENT |
|---|---|---|---|---|---|
| 01 = James Barker | 6,313 | 34.63 | 03 = Randal Tomaszewski | 5,160 | 28.31 |
| 02 = Jim Scatena | 6,553 | 35.95 | 04 = WRITE-IN | 202 | 1.11 |

| | 01 | 02 | 03 | 04 |
|---|---|---|---|---|
| 0001 City of Ludington, Precinct 1 | 330 | 368 | 227 | 8 |
| 0002 City of Ludington, Precinct 2 | 280 | 348 | 235 | 13 |
| 0003 City of Ludington, Precinct 3 | 331 | 343 | 252 | 2 |
| 0004 City of Ludington, Precinct 4 | 283 | 268 | 185 | 7 |
| 0005 City of Ludington, Precinct 5 | 218 | 295 | 179 | 8 |
| 0006 City of Ludington, Precinct 6 | 215 | 225 | 202 | 9 |
| 0007 City of Scottville, Precinct 1 | 110 | 93 | 78 | 6 |
| 0008 City of Scottville, Precinct 2 | 82 | 99 | 76 | 1 |
| 0009 Amber Township, Precinct 1 | 504 | 552 | 455 | 15 |
| 0010 Branch Township, Precinct 1 | 253 | 203 | 199 | 12 |
| 0011 Custer Township, Precinct 1 | 237 | 268 | 199 | 4 |
| 0012 Eden Township, Precinct 1 | 116 | 82 | 118 | 5 |
| 0013 Free Soil Township, Precinct 1 | 203 | 144 | 186 | 8 |
| 0014 Grant Township, Precinct 1 | 202 | 174 | 250 | 12 |
| 0015 Hamlin Township, Precinct 1 | 338 | 392 | 270 | 4 |
| 0016 Hamlin Township, Precinct 2 | 634 | 662 | 450 | 23 |
| 0017 Logan Township, Precinct 1 | 63 | 89 | 49 | 2 |
| 0018 Meade Township, Precinct 1 | 45 | 34 | 35 | 0 |
| 0019 Pere Marquette Charter Townshi | 204 | 219 | 131 | 10 |
| 0020 Pere Marquette Charter Townshi | 359 | 513 | 324 | 12 |
| 0021 Riverton Township, Precinct 1 | 270 | 240 | 229 | 7 |
| 0022 Sheridan Township, Precinct 1 | 243 | 182 | 188 | 2 |
| 0023 Sherman Township, Precinct 1 | 187 | 240 | 199 | 5 |
| 0024 Summit Township, Precinct 1 | 265 | 228 | 226 | 11 |
| 0025 Victory Township, Precinct 1 | 341 | 292 | 218 | 16 |

Ludington Mayor City of Ludington
(VOTE FOR) 1

| | VOTES | PERCENT |
|---|---|---|
| 01 = William L. Dustman | 723 | 22.85 |
| 02 = Steve Miller | 2,411 | 76.20 |
| 03 = WRITE-IN | 30 | .95 |

| | 01 | 02 | 03 |
|---|---|---|---|
| 0001 City of Ludington, Precinct 1 | 138 | 460 | 6 |
| 0002 City of Ludington, Precinct 2 | 122 | 442 | 4 |
| 0003 City of Ludington, Precinct 3 | 130 | 452 | 1 |
| 0004 City of Ludington, Precinct 4 | 117 | 354 | 5 |
| 0005 City of Ludington, Precinct 5 | 124 | 354 | 4 |
| 0006 City of Ludington, Precinct 6 | 92 | 349 | 10 |

Ludington Clerk City of Ludington
(VOTE FOR) 1

| | VOTES | PERCENT |
|---|---|---|
| 01 = Deborah L. Luskin | 3,015 | 99.15 |
| 02 = WRITE-IN | 26 | .85 |

| | 01 | 02 |
|---|---|---|
| 0001 City of Ludington, Precinct 1 | 576 | 3 |
| 0002 City of Ludington, Precinct 2 | 548 | 3 |
| 0003 City of Ludington, Precinct 3 | 564 | 4 |
| 0004 City of Ludington, Precinct 4 | 455 | 2 |
| 0005 City of Ludington, Precinct 5 | 459 | 6 |
| 0006 City of Ludington, Precinct 6 | 413 | 8 |

| | VOTES | PERCENT |
|---|---|---|
| Ludington City Councilor 1st Ward PT Luddington Ward 1 | | |
| (VOTE FOR) 1 | | |
| 01 = Joseph Lenius | 539 | 99.26 |
| 02 = WRITE-IN | 4 | .74 |

| | 01 | 02 |
|---|---|---|
| 0001 City of Ludington, Precinct 1 | 539 | 4 |

| | VOTES | PERCENT |
|---|---|---|
| Ludington City Councilor 2nd Ward Luddington Ward 2 | | |
| (VOTE FOR) 1 | | |
| 01 = Kathy Winczewski | 523 | 97.94 |
| 02 = WRITE-IN | 11 | 2.06 |

| | 01 | 02 |
|---|---|---|
| 0002 City of Ludington, Precinct 2 | 523 | 11 |

Ludington City Councilor 4th Ward Luddington Ward 4
(VOTE FOR) 1

| | VOTES | PERCENT |
|---|---|---|
| 01 = Kandi M. Fugere | 222 | 44.85 |
| 02 = Cheri Stibitz-Rozell | 272 | 54.95 |
| 03 = WRITE-IN | 1 | .20 |

| | 01 | 02 | 03 |
|---|---|---|---|
| 0004 City of Ludington, Precinct 4 | 222 | 272 | 1 |

Ludington City Councilor 5th Ward PT Luddington Ward 5
(VOTE FOR) 1

| | VOTES | PERCENT |
|---|---|---|
| 01 = Wally Cain | 239 | 49.08 |
| 02 = Angela Serna | 243 | 49.90 |
| 03 = WRITE-IN | 5 | 1.03 |

| | 01 | 02 | 03 |
|---|---|---|---|
| 0005 City of Ludington, Precinct 5 | 239 | 243 | 5 |

Ludington City Councilor 6th Ward Luddington Ward 6

| | VOTES | PERCENT |
|---|---|---|
| (VOTE FOR) 1 | | |
| 01 = David Bourgette | 380 | 97.44 |
| 02 = WRITE-IN | 10 | 2.56 |

| | 01 | 02 |
|---|---|---|
| 0006 City of Ludington, Precinct 6 | 380 | 10 |

Scottville Commissioner At-Large City of Scottville

(VOTE FOR) 2

| | VOTES | PERCENT |
|---|---|---|
| 01 = Rob Alway | 281 | 49.65 |
| 02 = Sally Jo Cole | 269 | 47.53 |
| 03 = WRITE-IN | 16 | 2.83 |

| | 01 | 02 | 03 |
|---|---|---|---|
| 0007 City of Scottville, Precinct 1 | 153 | 132 | 8 |
| 0008 City of Scottville, Precinct 2 | 128 | 137 | 8 |

Scottville Commissioner 1st Ward Scottville Ward 1
(VOTE FOR) 1

| | VOTES | PERCENT |
|---|---|---|
| 01 = Leon J. Begue | 170 | 97.14 |
| 02 = WRITE-IN | 5 | 2.86 |

| | 01 | 02 |
|---|---|---|
| 0007 City of Scottville, Precinct 1 | 170 | 5 |

Scottville Commissioner 2nd Ward Scottville Ward 2
(VOTE FOR) 1

| | VOTES | PERCENT |
|---|---|---|
| 01 = Marcy M. Spencer | 157 | 98.13 |
| 02 = WRITE-IN | 3 | 1.88 |

| | 01 | 02 |
|---|---|---|
| 0008 City of Scottville, Precinct 2 | 157 | 3 |

Scottville Commissioner 2nd Ward PT Scottville Ward 2
(VOTE FOR) 1

| | VOTES | PERCENT |
|---|---|---|
| 01 = Bruce Krieger | 160 | 99.38 |
| 02 = WRITE-IN | 1 | .62 |

| | 01 | 02 |
|---|---|---|
| 0008 City of Scottville, Precinct 2 | 160 | 1 |

Custer Village President Village of Custer
(VOTE FOR) 1

| | VOTES | PERCENT |
|---|---|---|
| 01 = Lyle Reene | 99 | 98.02 |
| 02 = WRITE-IN | 2 | 1.98 |

| | 01 | 02 |
|---|---|---|
| 0011 Custer Township, Precinct 1 | 99 | 2 |

| | VOTES | PERCENT |
|---|---|---|
| Custer Village Clerk Village of Custer | | |
| (VOTE FOR) 1 | | |
| 01 = Margaret Griswold | 102 | 100.00 |
| 02 = WRITE-IN | 0 | |

| | 01 | 02 |
|---|---|---|
| 0011 Custer Township, Precinct 1 | 102 | 0 |

| | VOTES | PERCENT |
|---|---|---|
| Custer Village Treasurer Village of Custer | | |
| (VOTE FOR) 1 | | |
| 01 = Jody Baunoch | 100 | 99.01 |
| 02 = WRITE-IN | 1 | .99 |

| | 01 | 02 |
|---|---|---|
| 0011 Custer Township, Precinct 1 | 100 | 1 |

Custer Village Trustee Village of Custer
(VOTE FOR) 3

| | VOTES | PERCENT | | VOTES | PERCENT |
|---|---|---|---|---|---|
| 01 = Michael D. Genung | 90 | 34.62 | 03 = David S. Sanders | 86 | 33.08 |
| 02 = Carlton L. Sanders | 83 | 31.92 | 04 = WRITE-IN | 1 | .38 |

| | 01 | 02 | 03 | 04 |
|---|---|---|---|---|
| 0011 Custer Township, Precinct 1 | 90 | 83 | 86 | 1 |

| | VOTES | PERCENT |
|---|---|---|
| Custer Village Trustee PT Village of Custer | | |
| (VOTE FOR) 1 | | |
| 01 = Stanley McCumber | 97 | 98.98 |
| 02 = WRITE-IN | 1 | 1.02 |

| | 01 | 02 |
|---|---|---|
| 0011 Custer Township, Precinct 1 | 97 | 1 |

| | VOTES | PERCENT |
|---|---|---|
| Fountain Village President Village of Fountain | | |
| (VOTE FOR) 1 | | |
| 01 = WRITE-IN | 22 | 100.00 |
| ..... | | |
| 01 | | |
| ..... | | |
| 0023 Sherman Township, Precinct 1 22 | | |

| | VOTES | PERCENT |
|---|---|---|
| Fountain Village Clerk Village of Fountain | | |
| (VOTE FOR) 1 | | |
| 01 = WRITE-IN | 8 | 100.00 |
| | 01 | |
| 0023 Sherman Township, Precinct 1 | 8 | |

| | | VOTES | PERCENT |
|---|---|---|---|
| Fountain Village Treasurer Village of Fountain | | | |
| (VOTE FOR) 1 | | | |
| 01 = WRITE-IN | | 21 | 100.00 |
| | 01 | | |
| 0023 Sherman Township, Precinct 1 | 21 | | |

| | VOTES | PERCENT |
|---|---|---|
| Fountain Village Trustee Village of Fountain | | |
| (VOTE FOR) 3 | | |
| 01 = WRITE-IN | 55 | 100.00 |

| | 01 |
|---|---|
| 0023 Sherman Township, Precinct 1 | 55 |

| | VOTES | PERCENT |
|---|---|---|
| Fountain Village Trustee PT Village of Fountain | | |
| (VOTE FOR) 2 | | |
| 01 = WRITE-IN | 34 | 100.00 |

| | 01 |
|---|---|
| 0023 Sherman Township, Precinct 1 | 34 |

Free Soil Village President Village of Free Soil
(VOTE FOR) 1

| | VOTES | PERCENT |
|---|---|---|
| 01 = Vince Williams | 56 | 98.25 |
| 02 = WRITE-IN | 1 | 1.75 |

| | 01 | 02 |
|---|---|---|
| 0013 Free Soil Township, Precinct 1 | 56 | 1 |

| | VOTES | PERCENT |
|---|---|---|
| Free Soil Village Clerk Village of Free Soil | | |
| (VOTE FOR) 1 | | |
| 01 = Mary Brown | 55 | 100.00 |
| 02 = WRITE-IN | 0 | |

| | 01 | 02 |
|---|---|---|
| 0013 Free Soil Township, Precinct 1 | 55 | 0 |

| | VOTES | PERCENT |
|---|---|---|
| Free Soil Village Treasurer Village of Free Soil | | |
| (VOTE FOR) 1 | | |
| 01 = WRITE-IN | 9 | 100.00 |
| 01 | | |
| 0013 Free Soil Township, Precinct 1 | 9 | |

| | VOTES | PERCENT | | VOTES | PERCENT |
|---|---|---|---|---|---|
| Free Soil Village Trustee Village of Free Soil (VOTE FOR) 3 | | | | | |
| 01 = Jason Brown | 43 | 46.24 | | | |
| 02 = Richard Roberts | 47 | 50.54 | 03 = WRITE-IN | 3 | 3.23 |

| | 01 | 02 | 03 |
|---|---|---|---|
| 0013 Free Soil Township, Precinct 1 | 43 | 47 | 3 |

Kaleva-Norman-Dickson School Board
Kaleva-Norman-Dickson Schools
(VOTE FOR) 4

| | VOTES | PERCENT | | VOTES | PERCENT |
|---|---|---|---|---|---|
| 01 = Kathleen Fairbanks | 21 | 22.58 | 04 = Randy Sanovic | 18 | 19.35 |
| 02 = Robert J. Guenther | 15 | 16.13 | 05 = Jessica Ward | 20 | 21.51 |
| 03 = Karen McIntire | 19 | 20.43 | 06 = WRITE-IN | 0 | |

| | 01 | 02 | 03 | 04 | 05 | 06 |
|---|---|---|---|---|---|---|
| 0018 Meade Township, Precinct 1 | 21 | 15 | 19 | 18 | 20 | 0 |

Ludington School Board Member Luddington Area Schools
(VOTE FOR) 2

| | VOTES | PERCENT | | VOTES | PERCENT |
|---|---|---|---|---|---|
| 01 = Leona Ashley | 4,385 | 40.02 | 03 = Brian J. Zatloukal | 2,368 | 21.61 |
| 02 = Scott Foster | 4,121 | 37.61 | 04 = WRITE-IN | 84 | .77 |

| | 01 | 02 | 03 | 04 |
|---|---|---|---|---|
| 0001 City of Ludington, Precinct 1 | 406 | 360 | 183 | 8 |
| 0002 City of Ludington, Precinct 2 | 354 | 357 | 198 | 14 |
| 0003 City of Ludington, Precinct 3 | 387 | 350 | 209 | 5 |
| 0004 City of Ludington, Precinct 4 | 307 | 303 | 144 | 5 |
| 0005 City of Ludington, Precinct 5 | 317 | 307 | 119 | 7 |
| 0006 City of Ludington, Precinct 6 | 268 | 238 | 157 | 9 |
| 0009 Amber Township, Precinct 1 | 265 | 259 | 113 | 2 |
| 0015 Hamlin Township, Precinct 1 | 378 | 387 | 232 | 2 |
| 0016 Hamlin Township, Precinct 2 | 714 | 615 | 441 | 13 |
| 0019 Pere Marquette Charter Townshi | 249 | 203 | 131 | 5 |
| 0020 Pere Marquette Charter Townshi | 445 | 475 | 276 | 10 |
| 0021 Riverton Township, Precinct 1 | 1 | 2 | 2 | 0 |
| 0024 Summit Township, Precinct 1 | 294 | 265 | 163 | 4 |

Manistee School Board Member Manistee Area Schools
(VOTE FOR) 3

| | VOTES | PERCENT | | VOTES | PERCENT |
|---|---|---|---|---|---|
| 01 = Theresa Anderson | 107 | 32.82 | 03 = Paul R. Wehrmeister | 105 | 32.21 |
| 02 = Paul J. Antal | 109 | 33.44 | 04 = WRITE-IN | 5 | 1.53 |

| | 01 | 02 | 03 | 04 |
|---|---|---|---|---|
| 0014 Grant Township, Precinct 1 | 107 | 109 | 105 | 5 |

Mason County Central School Board
Mason County Central Schools
(VOTE FOR) 4

| | VOTES | PERCENT | | VOTES | PERCENT |
|---|---|---|---|---|---|
| 01 = Jeffrey S. Barnett | 2,084 | 33.82 | 03 = Gena Nelson | 1,888 | 30.64 |
| 02 = Jennifer Miller | 2,017 | 32.73 | 04 = WRITE-IN | 173 | 2.81 |

| | 01 | 02 | 03 | 04 |
|---|---|---|---|---|
| 0007 City of Scottville, Precinct 1 | 133 | 132 | 131 | 23 |
| 0008 City of Scottville, Precinct 2 | 119 | 137 | 117 | 3 |
| 0009 Amber Township, Precinct 1 | 418 | 384 | 388 | 39 |
| 0010 Branch Township, Precinct 1 | 127 | 142 | 113 | 13 |
| 0011 Custer Township, Precinct 1 | 111 | 103 | 100 | 7 |
| 0012 Eden Township, Precinct 1 | 57 | 47 | 54 | 10 |
| 0013 Free Soil Township, Precinct 1 | 20 | 15 | 14 | 2 |
| 0014 Grant Township, Precinct 1 | 172 | 170 | 149 | 11 |
| 0017 Logan Township, Precinct 1 | 84 | 70 | 67 | 13 |
| 0021 Riverton Township, Precinct 1 | 362 | 346 | 323 | 30 |
| 0023 Sherman Township, Precinct 1 | 84 | 85 | 85 | 3 |
| 0025 Victory Township, Precinct 1 | 397 | 386 | 347 | 19 |

Mason County Central School Board PTE 12/31/2020
Mason County Central Schools
(VOTE FOR) 1

| | VOTES | PERCENT |
|---|---|---|
| 01 = Becky Alway | 2,510 | 97.97 |
| 02 = WRITE-IN | 52 | 2.03 |

| | 01 | 02 |
|---|---|---|
| 0007 City of Scottville, Precinct 1 | 164 | 4 |
| 0008 City of Scottville, Precinct 2 | 160 | 3 |
| 0009 Amber Township, Precinct 1 | 502 | 12 |
| 0010 Branch Township, Precinct 1 | 171 | 8 |
| 0011 Custer Township, Precinct 1 | 132 | 1 |
| 0012 Eden Township, Precinct 1 | 60 | 3 |
| 0013 Free Soil Township, Precinct 1 | 21 | 0 |
| 0014 Grant Township, Precinct 1 | 212 | 5 |
| 0017 Logan Township, Precinct 1 | 88 | 1 |
| 0021 Riverton Township, Precinct 1 | 419 | 5 |
| 0023 Sherman Township, Precinct 1 | 103 | 1 |
| 0025 Victory Township, Precinct 1 | 478 | 9 |

Mason County Eastern School Board
Mason County Eastern Schools
(VOTE FOR) 3

| | VOTES | PERCENT |
|---|---|---|
| 01 = Corliss T. Gulembo IV | 1,589 | 84.70 |
| 02 = WRITE-IN | 287 | 15.30 |

| | 01 | 02 |
|---|---|---|
| 0010 Branch Township, Precinct 1 | 216 | 34 |
| 0011 Custer Township, Precinct 1 | 292 | 83 |
| 0012 Eden Township, Precinct 1 | 125 | 36 |
| 0013 Free Soil Township, Precinct 1 | 265 | 30 |
| 0014 Grant Township, Precinct 1 | 0 | 0 |
| 0018 Meade Township, Precinct 1 | 36 | 1 |
| 0022 Sheridan Township, Precinct 1 | 382 | 62 |
| 0023 Sherman Township, Precinct 1 | 273 | 41 |

Pentwater School Board Member Pentwater Public Schools
(VOTE FOR) 3

| | VOTES | PERCENT | | VOTES | PERCENT |
|---|---|---|---|---|---|
| 01 = Jennifer Adams | 11 | 36.67 | 03 = Paul A. Wagner | 11 | 36.67 |
| 02 = Larry Doran | 8 | 26.67 | 04 = WRITE-IN | 0 | |

| | 01 | 02 | 03 | 04 |
|---|---|---|---|---|
| 0021 Riverton Township, Precinct 1 | 9 | 6 | 10 | 0 |
| 0024 Summit Township, Precinct 1 | 2 | 2 | 1 | 0 |

Walkerville School Board Member Walkerville Area Schools
(VOTE FOR) 4

| | VOTES | PERCENT | | VOTES | PERCENT |
|---|---|---|---|---|---|
| 01 = Richard Hornsby | 23 | 31.51 | 03 = George Wolgamott | 22 | 30.14 |
| 02 = Michelle Tanner | 27 | 36.99 | 04 = WRITE-IN | 1 | 1.37 |

| | 01 | 02 | 03 | 04 |
|---|---|---|---|---|
| 0017 Logan Township, Precinct 1 | 23 | 27 | 22 | 1 |

Walkerville School Board Member PTE 12/31/2020
Walkerville Area Schools
(VOTE FOR) 1

| | VOTES | PERCENT |
|---|---|---|
| 01 = Jennifer L. Porter | 29 | 100.00 |
| 02 = WRITE-IN | 0 | |

| | 01 | 02 |
|---|---|---|
| 0017 Logan Township, Precinct 1 | 29 | 0 |

State Proposal 18-1
(VOTE FOR) 1

| | VOTES | PERCENT |
|---|---|---|
| 01 = Yes | 6,702 | 48.77 |
| 02 = No | 7,039 | 51.23 |

| | 01 | 02 |
|---|---|---|
| 0001 City of Ludington, Precinct 1 | 292 | 380 |
| 0002 City of Ludington, Precinct 2 | 328 | 308 |
| 0003 City of Ludington, Precinct 3 | 380 | 294 |
| 0004 City of Ludington, Precinct 4 | 345 | 183 |
| 0005 City of Ludington, Precinct 5 | 277 | 275 |
| 0006 City of Ludington, Precinct 6 | 322 | 183 |
| 0007 City of Scottville, Precinct 1 | 117 | 94 |
| 0008 City of Scottville, Precinct 2 | 114 | 83 |
| 0009 Amber Township, Precinct 1 | 547 | 611 |
| 0010 Branch Township, Precinct 1 | 303 | 218 |
| 0011 Custer Township, Precinct 1 | 240 | 331 |
| 0012 Eden Township, Precinct 1 | 115 | 128 |
| 0013 Free Soil Township, Precinct 1 | 199 | 207 |
| 0014 Grant Township, Precinct 1 | 227 | 255 |
| 0015 Hamlin Township, Precinct 1 | 385 | 377 |
| 0016 Hamlin Township, Precinct 2 | 599 | 733 |
| 0017 Logan Township, Precinct 1 | 78 | 70 |
| 0018 Meade Township, Precinct 1 | 40 | 51 |
| 0019 Pere Marquette Charter Townshi | 166 | 245 |
| 0020 Pere Marquette Charter Townshi | 362 | 528 |
| 0021 Riverton Township, Precinct 1 | 251 | 317 |
| 0022 Sheridan Township, Precinct 1 | 244 | 241 |
| 0023 Sherman Township, Precinct 1 | 239 | 251 |
| 0024 Summit Township, Precinct 1 | 264 | 287 |
| 0025 Victory Township, Precinct 1 | 268 | 389 |

State Proposal 18-2
(VOTE FOR) 1

| | VOTES | PERCENT |
|---|---|---|
| 01 = Yes | 7,073 | 52.82 |
| 02 = No | 6,318 | 47.18 |

| | 01 | 02 |
|---|---|---|
| 0001 City of Ludington, Precinct 1 | 378 | 275 |
| 0002 City of Ludington, Precinct 2 | 369 | 247 |
| 0003 City of Ludington, Precinct 3 | 402 | 255 |
| 0004 City of Ludington, Precinct 4 | 320 | 192 |
| 0005 City of Ludington, Precinct 5 | 324 | 203 |
| 0006 City of Ludington, Precinct 6 | 281 | 205 |
| 0007 City of Scottville, Precinct 1 | 96 | 111 |
| 0008 City of Scottville, Precinct 2 | 102 | 94 |
| 0009 Amber Township, Precinct 1 | 554 | 576 |
| 0010 Branch Township, Precinct 1 | 272 | 229 |
| 0011 Custer Township, Precinct 1 | 230 | 321 |
| 0012 Eden Township, Precinct 1 | 133 | 109 |
| 0013 Free Soil Township, Precinct 1 | 189 | 206 |
| 0014 Grant Township, Precinct 1 | 249 | 218 |
| 0015 Hamlin Township, Precinct 1 | 427 | 316 |
| 0016 Hamlin Township, Precinct 2 | 721 | 582 |
| 0017 Logan Township, Precinct 1 | 64 | 85 |
| 0018 Meade Township, Precinct 1 | 44 | 46 |
| 0019 Pere Marquette Charter Townshi | 211 | 195 |
| 0020 Pere Marquette Charter Townshi | 472 | 398 |
| 0021 Riverton Township, Precinct 1 | 238 | 322 |
| 0022 Sheridan Township, Precinct 1 | 227 | 247 |
| 0023 Sherman Township, Precinct 1 | 202 | 271 |
| 0024 Summit Township, Precinct 1 | 296 | 247 |
| 0025 Victory Township, Precinct 1 | 272 | 368 |

State Proposal 18-3
(VOTE FOR) 1

| | VOTES | PERCENT |
|---|---|---|
| 01 = Yes | 7,918 | 58.77 |
| 02 = No | 5,556 | 41.23 |

| | 01 | 02 |
|---|---|---|
| 0001 City of Ludington, Precinct 1 | 366 | 289 |
| 0002 City of Ludington, Precinct 2 | 406 | 220 |
| 0003 City of Ludington, Precinct 3 | 451 | 214 |
| 0004 City of Ludington, Precinct 4 | 345 | 168 |
| 0005 City of Ludington, Precinct 5 | 348 | 186 |
| 0006 City of Ludington, Precinct 6 | 331 | 162 |
| 0007 City of Scottville, Precinct 1 | 109 | 99 |
| 0008 City of Scottville, Precinct 2 | 128 | 70 |
| 0009 Amber Township, Precinct 1 | 657 | 489 |
| 0010 Branch Township, Precinct 1 | 299 | 209 |
| 0011 Custer Township, Precinct 1 | 293 | 266 |
| 0012 Eden Township, Precinct 1 | 154 | 89 |
| 0013 Free Soil Township, Precinct 1 | 221 | 173 |
| 0014 Grant Township, Precinct 1 | 266 | 199 |
| 0015 Hamlin Township, Precinct 1 | 443 | 303 |
| 0016 Hamlin Township, Precinct 2 | 792 | 520 |
| 0017 Logan Township, Precinct 1 | 72 | 75 |
| 0018 Meade Township, Precinct 1 | 40 | 48 |
| 0019 Pere Marquette Charter Townshi | 229 | 177 |
| 0020 Pere Marquette Charter Townshi | 512 | 361 |
| 0021 Riverton Township, Precinct 1 | 283 | 275 |
| 0022 Sheridan Township, Precinct 1 | 268 | 208 |
| 0023 Sherman Township, Precinct 1 | 243 | 236 |
| 0024 Summit Township, Precinct 1 | 328 | 212 |
| 0025 Victory Township, Precinct 1 | 334 | 308 |

Oakview Medical Care Facility Millage Renewal
(VOTE FOR) 1

| | VOTES | PERCENT |
|---|---|---|
| 01 = Yes | 8,909 | 66.25 |
| 02 = No | 4,538 | 33.75 |

| | 01 | 02 |
|---|---|---|
| 0001 City of Ludington, Precinct 1 | 489 | 165 |
| 0002 City of Ludington, Precinct 2 | 456 | 170 |
| 0003 City of Ludington, Precinct 3 | 475 | 179 |
| 0004 City of Ludington, Precinct 4 | 349 | 167 |
| 0005 City of Ludington, Precinct 5 | 440 | 105 |
| 0006 City of Ludington, Precinct 6 | 339 | 150 |
| 0007 City of Scottville, Precinct 1 | 135 | 69 |
| 0008 City of Scottville, Precinct 2 | 136 | 62 |
| 0009 Amber Township, Precinct 1 | 761 | 378 |
| 0010 Branch Township, Precinct 1 | 295 | 211 |
| 0011 Custer Township, Precinct 1 | 335 | 218 |
| 0012 Eden Township, Precinct 1 | 147 | 90 |
| 0013 Free Soil Township, Precinct 1 | 216 | 177 |
| 0014 Grant Township, Precinct 1 | 264 | 197 |
| 0015 Hamlin Township, Precinct 1 | 510 | 236 |
| 0016 Hamlin Township, Precinct 2 | 947 | 375 |
| 0017 Logan Township, Precinct 1 | 75 | 75 |
| 0018 Meade Township, Precinct 1 | 43 | 41 |
| 0019 Pere Marquette Charter Townshi | 274 | 129 |
| 0020 Pere Marquette Charter Townshi | 626 | 250 |
| 0021 Riverton Township, Precinct 1 | 341 | 221 |
| 0022 Sheridan Township, Precinct 1 | 256 | 215 |
| 0023 Sherman Township, Precinct 1 | 285 | 194 |
| 0024 Summit Township, Precinct 1 | 347 | 183 |
| 0025 Victory Township, Precinct 1 | 368 | 281 |

Manistee Area Schools Proposal Manistee Area Schools
(VOTE FOR) 1

| | VOTES | PERCENT |
|---|---|---|
| 01 = Yes | 101 | 61.21 |
| 02 = No | 64 | 38.79 |

| | 01 | 02 |
|---|---|---|
| 0014 Grant Township, Precinct 1 | 101 | 64 |

# Election Summary Report

General Election

Mecosta County, Michigan

November 06, 2018

Summary for: All Contests, All Districts, All Tabulators, All Counting Groups

Precincts Reported: 21 of 21 (100.00%)

Registered Voters: 15,874 of 28,530 (55.64%)

Ballots Cast: 15,874

## Governor and Lieutenant Governor (Vote for 1)

Precincts Reported: 21 of 21 (100.00%)

| | | Total | |
|---|---|---|---|
| Times Cast | | 15,874 / 28,530 | 55.64% |
| Candidate | Party | Total | |
| Bill Schuette/Lisa Posthumus-Lyons | REP | 8,686 | |
| Gretchen Whitmer/Garlin D. Gilchrist II | DEM | 6,408 | |
| Bill Gelineau/Angelique Chaiser Thomas | LIB | 248 | |
| Todd Schleiger/Earl P. Lackie | UST | 140 | |
| Jennifer V. Kurland/Charin H. Davenport | GRN | 118 | |
| Keith Butkovich/Raymond Warner | NLP | 54 | |
| Total Votes | | 15,654 | |

Total

## Secretary of State (Vote for 1)

Precincts Reported: 21 of 21 (100.00%)

| | | Total | |
|---|---|---|---|
| Times Cast | | 15,874 / 28,530 | 55.64% |
| Candidate | Party | Total | |
| Mary Treder Lang | REP | 8,674 | |
| Jocelyn Benson | DEM | 6,047 | |
| Gregory Scott Stempfle | LIB | 386 | |
| Robert Gale | UST | 284 | |
| Total Votes | | 15,391 | |

Total

# Attorney General (Vote for 1)

Precincts Reported: 21 of 21 (100.00%)

| | | Total | |
|---|---|---|---|
| Times Cast | | 15,874 / 28,530 | 55.64% |

| Candidate | Party | Total |
|---|---|---|
| Tom Leonard | REP | 8,961 |
| Dana Nessel | DEM | 5,379 |
| Lisa Lane Gioia | LIB | 400 |
| Gerald T. Van Sickle | UST | 298 |
| Chris Graveline | | 272 |
| Total Votes | | 15,310 |

Total

# United States Senator (Vote for 1)

Precincts Reported: 21 of 21 (100.00%)

| | | Total | |
|---|---|---|---|
| Times Cast | | 15,874 / 28,530 | 55.64% |

| Candidate | Party | Total |
|---|---|---|
| John James | REP | 8,857 |
| Debbie Stabenow | DEM | 6,317 |
| George E. Huffman III | UST | 164 |
| Marcia Squier | GRN | 162 |
| John Howard Wilhelm | NLP | 94 |
| Total Votes | | 15,594 |

Total

# Representative in Congress - 4th District (Vote for 1)

Precincts Reported: 21 of 21 (100.00%)

| | | Total | |
|---|---|---|---|
| Times Cast | | 15,874 / 28,530 | 55.64% |

| Candidate | Party | Total |
|---|---|---|
| John Moolenaar | REP | 9,543 |
| Jerry Hilliard | DEM | 5,734 |
| Total Votes | | 15,277 |

Total

# State Senator - 33rd District (Vote for 1)

Precincts Reported: 21 of 21 (100.00%)

| | | Total | |
|---|---|---|---|
| Times Cast | | 15,874 / 28,530 | 55.64% |

| Candidate | Party | Total |
|---|---|---|
| Rick Outman | REP | 9,074 |
| Mark Bignell | DEM | 5,622 |
| Christopher Comden | UST | 431 |
| Total Votes | | 15,127 |

Total

# Representative in State Legislature 102nd District (Vote for 1)

Precincts Reported: 21 of 21 (100.00%)

| | | Total | |
|---|---|---|---|
| Times Cast | | 15,874 / 28,530 | 55.64% |

| Candidate | Party | Total |
|---|---|---|
| Michele Hoitenga | REP | 9,571 |
| Dion Adams | DEM | 5,456 |
| Total Votes | | 15,027 |

Total

# Member of the State Board of Education (Vote for 2)

Precincts Reported: 21 of 21 (100.00%)

| | | Total | |
|---|---|---|---|
| Times Cast | | 15,874 / 28,530 | 55.64% |

| Candidate | Party | Total |
|---|---|---|
| Tami Carlone | REP | 7,471 |
| Richard Zeile | REP | 6,782 |
| Judith P. Pritchett | DEM | 5,067 |
| Tiffany Tilley | DEM | 4,745 |
| Scotty Boman | LIB | 485 |
| John J. Tatar | LIB | 350 |
| Karen Adams | UST | 358 |
| Douglas Levesque | UST | 160 |
| Sherry A. Wells | GRN | 230 |
| Mary Anne Hering | WCP | 610 |
| Logan R. Smith | WCP | 492 |
| Total Votes | | 26,750 |

Total

# Regent of the University of Michigan (Vote for 2)

Precincts Reported: 21 of 21 (100.00%)

| | | Total | |
|---|---|---|---|
| Times Cast | | 15,874 / 28,530 | 55.64% |

| Candidate | Party | Total |
|---|---|---|
| Andrea Fischer Newman | REP | 7,357 |
| Andrew Richner | REP | 6,863 |
| Jordan Acker | DEM | 4,775 |
| Paul Brown | DEM | 4,531 |
| James Lewis Hudler | LIB | 369 |
| John Jascob | LIB | 347 |
| Joe Sanger | UST | 332 |
| Crystal Van Sickle | UST | 534 |
| Kevin A. Graves | GRN | 254 |
| Marge Katchmark Sallows | NLP | 247 |
| Total Votes | | 25,609 |

Total

# Trustee of Michigan State University (Vote for 2)

Precincts Reported: 21 of 21 (100.00%)

| | | Total | |
|---|---|---|---|
| Times Cast | | 15,874 / 28,530 | 55.64% |

| Candidate | Party | Total |
|---|---|---|
| Dave Dutch | REP | 7,042 |
| Mike Miller | REP | 7,059 |
| Brianna T. Scott | DEM | 5,054 |
| Kelly Charron Tebay | DEM | 4,522 |
| Bruce Campbell | LIB | 446 |
| Tim Orzechowski | LIB | 306 |
| Janet M. Sanger | UST | 450 |
| John Paul Sanger | UST | 319 |
| Aaron Mariasy | GRN | 214 |
| Bridgette R. Abraham-Guzman | NLP | 225 |
| Total Votes | | 25,637 |

Total

# Governor of Wayne State University (Vote for 2)

Precincts Reported: 21 of 21 (100.00%)

| | | Total | |
|---|---|---|---|
| Times Cast | | 15,874 / 28,530 | 55.64% |
| Candidate | Party | Total | |
| Diane Dunaskiss | REP | 7,139 | |
| David Nicholson | REP | 6,818 | |
| Bryan C. Barnhill | DEM | 4,846 | |
| Anil Kumar | DEM | 4,307 | |
| Jon Elgas | LIB | 428 | |
| John T. Hargenrader | LIB | 380 | |
| Christine C. Schwartz | UST | 671 | |
| Marc Joseph Sosnowski | UST | 341 | |
| Total Votes | | 24,930 | |

Total

# County Road Commissioner (Vote for 1)

Precincts Reported: 21 of 21 (100.00%)

| | | Total | |
|---|---|---|---|
| Times Cast | | 15,874 / 28,530 | 55.64% |
| Candidate | Party | Total | |
| Van K. Johnson | REP | 12,332 | |
| Total Votes | | 12,332 | |

Total

# County Commissioner 1st District (Vote for 1)

Precincts Reported: 3 of 3 (100.00%)

| | | Total | |
|---|---|---|---|
| Times Cast | | 2,757 / 4,663 | 59.13% |
| Candidate | Party | Total | |
| Marilynn J. Vargo | REP | 2,089 | |
| Total Votes | | 2,089 | |

Total

# County Commissioner 2nd District (Vote for 1)

Precincts Reported: 4 of 4 (100.00%)

| | | Total | |
|---|---|---|---|
| Times Cast | | 2,341 / 4,393 | 53.29% |
| Candidate | Party | Total | |
| Jerrilynn Strong | REP | 1,814 | |
| Total Votes | | 1,814 | |

Total

# County Commissioner 3rd District (Vote for 1)

Precincts Reported: 3 of 3 (100.00%)

| | | Total | |
|---|---|---|---|
| Times Cast | | 3,122 / 4,710 | 66.28% |
| Candidate | Party | Total | |
| Linda Howard | REP | 2,269 | |
| Total Votes | | 2,269 | |

Total

# County Commissioner 4th District (Vote for 1)

Precincts Reported: 4 of 4 (100.00%)

| | | Total | |
|---|---|---|---|
| Times Cast | | 2,070 / 4,103 | 50.45% |
| Candidate | Party | Total | |
| Raymond Steinke | REP | 1,617 | |
| Total Votes | | 1,617 | |

Total

# County Commissioner 5th District (Vote for 1)

Precincts Reported: 4 of 4 (100.00%)

| | | Total | |
|---|---|---|---|
| Times Cast | | 2,814 / 4,897 | 57.46% |
| Candidate | Party | Total | |
| Tom O'Neil | REP | 1,689 | |
| Michael Roberts | DEM | 945 | |
| Total Votes | | 2,634 | |

Total

# County Commissioner 6th District (Vote for 1)

Precincts Reported: 3 of 3 (100.00%)

| | | Total | |
|---|---|---|---|
| Times Cast | | 1,194 / 2,365 | 50.49% |

| Candidate | Party | Total |
|---|---|---|
| Mark Solis | REP | 482 |
| Wendy Nystrom | DEM | 629 |
| Total Votes | | 1,111 |

Total

# County Commissioner 7th District (Vote for 1)

Precincts Reported: 3 of 3 (100.00%)

| | | Total | |
|---|---|---|---|
| Times Cast | | 1,576 / 3,399 | 46.37% |

| Candidate | Party | Total |
|---|---|---|
| Bill Routley | REP | 1,130 |
| Total Votes | | 1,130 |

Total

# Trustee Chippewa (Vote for 1)

Precincts Reported: 1 of 1 (100.00%)

| | | Total | |
|---|---|---|---|
| Times Cast | | 556 / 866 | 64.20% |

| Candidate | Party | Total |
|---|---|---|
| Debbie Carmichael-Zielinski | REP | 365 |
| Total Votes | | 365 |

Total

# Supervisor Green (Vote for 1)

Precincts Reported: 1 of 1 (100.00%)

| | | Total | |
|---|---|---|---|
| Times Cast | | 1,467 / 2,434 | 60.27% |

| Candidate | Party | Total |
|---|---|---|
| James Chapman | REP | 1,100 |
| Total Votes | | 1,100 |

Total

# Clerk Hinton (Vote for 1)

Precincts Reported: 1 of 1 (100.00%)

| | | Total | |
|---|---|---|---|
| Times Cast | | 409 / 749 | 54.61% |
| Candidate | Party | Total | |
| Cindy Sutherland | REP | 318 | |
| Total Votes | | 318 | |

Total

# Clerk Mecosta (Vote for 1)

Precincts Reported: 1 of 1 (100.00%)

| | | Total | |
|---|---|---|---|
| Times Cast | | 1,117 / 1,981 | 56.39% |
| Candidate | Party | Total | |
| Lois Brennan | REP | 880 | |
| Total Votes | | 880 | |

Total

# Clerk Millbrook (Vote for 1)

Precincts Reported: 1 of 1 (100.00%)

| | | Total | |
|---|---|---|---|
| Times Cast | | 394 / 713 | 55.26% |
| Candidate | Party | Total | |
| Kaye Wisner | REP | 336 | |
| Total Votes | | 336 | |

Total

# Justice of Supreme Court (Vote for 2)

Precincts Reported: 21 of 21 (100.00%)

| | | Total | |
|---|---|---|---|
| Times Cast | | 15,874 / 28,530 | 55.64% |

| Candidate | Party | Total |
|---|---|---|
| Samuel Bagenstos | | 1,973 |
| Megan Kathleen Cavanagh | | 4,942 |
| Elizabeth T. Clement, Justice of Supreme Court | | 7,579 |
| Doug Dern | | 1,054 |
| Kerry Lee Morgan | | 1,490 |
| Kurtis T. Wilder, Justice of Supreme Court | | 6,206 |
| Total Votes | | 23,244 |

Total

# Judge of Court of Appeals (Vote for 1)

Precincts Reported: 21 of 21 (100.00%)

| | | Total | |
|---|---|---|---|
| Times Cast | | 15,874 / 28,530 | 55.64% |

| Candidate | Party | Total |
|---|---|---|
| Stephen L. Borrello, Judge of Court of Appeals | | 11,063 |
| Total Votes | | 11,063 |

Total

# Judge of Court of Appeals Partial (Vote for 1)

Precincts Reported: 21 of 21 (100.00%)

| | | Total | |
|---|---|---|---|
| Times Cast | | 15,874 / 28,530 | 55.64% |

| Candidate | Party | Total |
|---|---|---|
| Brock A. Swartzle, Judge of Court of Appeals | | 11,004 |
| Total Votes | | 11,004 |

Total

# Judge of 49th Circuit Court (Vote for 1)

Precincts Reported: 21 of 21 (100.00%)

| | | Total | |
|---|---|---|---|
| Times Cast | | 15,874 / 28,530 | 55.64% |
| Candidate | Party | Total | |
| Scott Hill-Kennedy, Judge of Circuit Court, 49th Circuit | | 11,831 | |
| Total Votes | | 11,831 | |

Total

# Judge of 18th Probate District Court (Vote for 1)

Precincts Reported: 21 of 21 (100.00%)

| | | Total | |
|---|---|---|---|
| Times Cast | | 15,874 / 28,530 | 55.64% |
| Candidate | Party | Total | |
| Tyler Thompson, Judge of Probate District Court, 18th District | | 11,072 | |
| Total Votes | | 11,072 | |

Total

# Board of Trustees Member (Vote for 2)

Precincts Reported: 3 of 3 (100.00%)

| | | Total | |
|---|---|---|---|
| Times Cast | | 601 / 1,090 | 55.14% |
| Candidate | Party | Total | |
| Carol Deuling-Ravell | | 212 | |
| Kurt D. Peterson | | 263 | |
| Roger A. Thelen | | 225 | |
| Total Votes | | 700 | |

Total

# Board of Trustees Member (Vote for 1)

Precincts Reported: 3 of 3 (100.00%)

| | | Total | |
|---|---|---|---|
| Times Cast | | 601 / 1,090 | 55.14% |
| Candidate | Party | Total | |
| Esther M. Combs | | 226 | |
| Thomas A. Ginster | | 177 | |
| Total Votes | | 403 | |

Total

# Barryton Village President (Vote for 1)

Precincts Reported: 1 of 1 (100.00%)

| | | Total | |
|---|---|---|---|
| Times Cast | | 121 / 254 | 47.64% |
| Candidate | Party | Total | |
| James D. Soriano | | 99 | |
| Total Votes | | 99 | |

Total

# Mecosta Village President (Vote for 1)

Precincts Reported: 1 of 1 (100.00%)

| | | Total | |
|---|---|---|---|
| Times Cast | | 135 / 285 | 47.37% |
| Candidate | Party | Total | |
| Steven C. Bishop | | 97 | |
| Total Votes | | 97 | |

Total

# Morley Village President (Vote for 1)

Precincts Reported: 2 of 2 (100.00%)

| | | Total | |
|---|---|---|---|
| Times Cast | | 165 / 351 | 47.01% |
| Candidate | Party | Total | |
| Henry W. Petersen | | 118 | |
| Total Votes | | 118 | |

Total

# Stanwood Village President (Vote for 1)

Precincts Reported: 1 of 1 (100.00%)

| | | Total | |
|---|---|---|---|
| Times Cast | | 71 / 136 | 52.21% |
| Candidate | Party | Total | |
| Total Votes | | 0 | |

Total

# Mecosta Village Clerk (Vote for 1)

Precincts Reported: 1 of 1 (100.00%)

| | | Total | |
|---|---|---|---|
| Times Cast | | 135 / 285 | 47.37% |
| Candidate | Party | Total | |
| Total Votes | | 0 | |

Total

# Barryton Village Trustee (Vote for 2)

Precincts Reported: 1 of 1 (100.00%)

| | | Total | |
|---|---|---|---|
| Times Cast | | 121 / 254 | 47.64% |
| Candidate | Party | Total | |
| Stacy Dennis | | 76 | |
| Kathryn A. Kerr | | 36 | |
| Donna Shafe McCoy | | 31 | |
| Steve Mortensen | | 46 | |
| Total Votes | | 189 | |

Total

# Mecosta Village Trustee (Vote for 3)

Precincts Reported: 1 of 1 (100.00%)

| | | Total | |
|---|---|---|---|
| Times Cast | | 135 / 285 | 47.37% |
| Candidate | Party | Total | |
| William O. Howes | | 79 | |
| Pat Sundquist | | 75 | |
| Ann Marie Wrobbel | | 76 | |
| Total Votes | | 230 | |

Total

# Morley Village Trustee (Vote for 3)

Precincts Reported: 2 of 2 (100.00%)

| | | Total | |
|---|---|---|---|
| Times Cast | | 165 / 351 | 47.01% |
| Candidate | Party | Total | |
| Paul D. Block | | 114 | |
| Robert Jusino | | 106 | |
| Roger Polston | | 97 | |
| Total Votes | | 317 | |

Total

# Stanwood Village Trustee (Vote for 2)

Precincts Reported: 1 of 1 (100.00%)

| | | Total | |
|---|---|---|---|
| Times Cast | | 71 / 136 | 52.21% |
| Candidate | Party | Total | |
| Total Votes | | 0 | |

Total

# Mecosta Village Treasurer (Vote for 1)

Precincts Reported: 1 of 1 (100.00%)

| | | Total | |
|---|---|---|---|
| Times Cast | | 135 / 285 | 47.37% |
| Candidate | Party | Total | |
| Beverly Shaw | | 111 | |
| Total Votes | | 111 | |

Total

# Board Member BRPS (Vote for 2)

Precincts Reported: 9 of 9 (100.00%)

| | | Total | |
|---|---|---|---|
| Times Cast | | 5,605 / 10,419 | 53.80% |
| Candidate | Party | Total | |
| Luke Brown | | 1,587 | |
| David H. Murray | | 2,218 | |
| Michelle Rasmussen | | 3,190 | |
| Total Votes | | 6,995 | |

Total

# Board Member EPS (Vote for 2)

Precincts Reported: 2 of 2 (100.00%)

| | | Total | |
|---|---|---|---|
| Times Cast | | 163 / 243 | 67.08% |
| Candidate | Party | Total | |
| Alan S. Bengry | | 89 | |
| Jeffrey Jackson | | 36 | |
| Mark W. Sochocki | | 16 | |
| Brad VanBuren | | 36 | |
| Kelly H. Whitman | | 47 | |
| Total Votes | | 224 | |

Total

# Board Member LCS 6 (Vote for 2)

Precincts Reported: 2 of 2 (100.00%)

| | | Total | |
|---|---|---|---|
| Times Cast | | 441 / 804 | 54.85% |
| Candidate | Party | Total | |
| Edward J. Jonaitis | | 194 | |
| Jeff Kurtze | | 122 | |
| Michael J. Roberts | | 105 | |
| Melissa A. Stevens | | 195 | |
| Total Votes | | 616 | |

Total

# Board Member CHSD (Vote for 4)

Precincts Reported: 10 of 10 (100.00%)

| | | Total | |
|---|---|---|---|
| Times Cast | | 5,782 / 9,743 | 59.35% |
| Candidate | Party | Total | |
| Sherry L. Anderson | | 3,554 | |
| Douglas L. Bitler | | 3,174 | |
| Marc Forrest | | 2,968 | |
| Mary Olshewski | | 3,027 | |
| Total Votes | | 12,723 | |

Total

# Board Member MSCS (Vote for 3)

Precincts Reported: 6 of 6 (100.00%)

| | | Total | |
|---|---|---|---|
| Times Cast | | 3,012 / 5,804 | 51.90% |
| Candidate | Party | Total | |
| Greg Babbitt | | 1,835 | |
| Randall L. LaPreze | | 1,942 | |
| Matthias Stevens | | 1,624 | |
| Total Votes | | 5,401 | |

Total

# Board Member Partial MSCS (Vote for 1)

Precincts Reported: 6 of 6 (100.00%)

| | | Total | |
|---|---|---|---|
| Times Cast | | 3,012 / 5,804 | 51.90% |
| Candidate | Party | Total | |
| Emily Joy Bongard | | 2,296 | |
| Total Votes | | 2,296 | |

Total

# Board Member RCPS (Vote for 3)

Precincts Reported: 2 of 2 (100.00%)

| | | Total | |
|---|---|---|---|
| Times Cast | | 714 / 1,234 | 57.86% |
| Candidate | Party | Total | |
| Derrick Bookwalter | | 309 | |
| Jamie A. Eichenberg | | 415 | |
| Christine Mund | | 393 | |
| Stephen K. Saylor | | 193 | |
| Total Votes | | 1,310 | |

Total

# Board Member Partial RCPS (Vote for 1)

Precincts Reported: 2 of 2 (100.00%)

| | | Total | |
|---|---|---|---|
| Times Cast | | 714 / 1,234 | 57.86% |
| Candidate | Party | Total | |
| Craig Goodman | | 495 | |
| Total Votes | | 495 | |

Total

# Board Member LCS 4 (Vote for 1)

Precincts Reported: 2 of 2 (100.00%)

| | | Total | |
|---|---|---|---|
| Times Cast | | 441 / 804 | 54.85% |
| Candidate | Party | Total | |
| Jennifer Schwandt | | 308 | |
| Total Votes | | 308 | |

Total

# Board Member MCS (Vote for 3)

Precincts Reported: 2 of 2 (100.00%)

| | | Total | |
|---|---|---|---|
| Times Cast | | 157 / 283 | 55.48% |
| Candidate | Party | Total | |
| Ryan A. Deal | | 78 | |
| Eylie Foster | | 96 | |
| Scott Parks | | 92 | |
| Michael J. Rasmussen | | 65 | |
| Total Votes | | 331 | |

Total

# Board Member Partial MCS (Vote for 1)

Precincts Reported: 2 of 2 (100.00%)

| | | Total | |
|---|---|---|---|
| Times Cast | | 157 / 283 | 55.48% |
| Candidate | Party | Total | |
| Shaila Powell | | 118 | |
| Total Votes | | 118 | |

Total

# Proposal 18-1 (Vote for 1)

Precincts Reported: 21 of 21 (100.00%)

| | | Total | |
|---|---|---|---|
| Times Cast | | 15,874 / 28,530 | 55.64% |

| Candidate | Party | Total |
|---|---|---|
| Yes | | 7,825 |
| No | | 7,788 |
| Total Votes | | 15,613 |

Total

# Proposal 18-2 (Vote for 1)

Precincts Reported: 21 of 21 (100.00%)

| | | Total | |
|---|---|---|---|
| Times Cast | | 15,874 / 28,530 | 55.64% |

| Candidate | Party | Total |
|---|---|---|
| Yes | | 8,217 |
| No | | 7,044 |
| Total Votes | | 15,261 |

Total

# Proposal 18-3 (Vote for 1)

Precincts Reported: 21 of 21 (100.00%)

| | | Total | |
|---|---|---|---|
| Times Cast | | 15,874 / 28,530 | 55.64% |

| Candidate | Party | Total |
|---|---|---|
| Yes | | 9,351 |
| No | | 6,059 |
| Total Votes | | 15,410 |

Total

# Big Rapids Charter Township Proposal I (Vote for 1)

Precincts Reported: 2 of 2 (100.00%)

| | | Total | |
|---|---|---|---|
| Times Cast | | 1,687 / 2,818 | 59.87% |

| Candidate | Party | Total |
|---|---|---|
| Yes | | 1,126 |
| No | | 474 |
| Total Votes | | 1,600 |

Total

# Big Rapids Charter Township Proposal II (Vote for 1)

Precincts Reported: 2 of 2 (100.00%)

| | | Total | |
|---|---|---|---|
| Times Cast | | 1,687 / 2,818 | 59.87% |
| Candidate | Party | Total | |
| Yes | | 1,229 | |
| No | | 374 | |
| Total Votes | | 1,603 | |

Total

# Morton Township Proposal (Vote for 1)

Precincts Reported: 2 of 2 (100.00%)

| | | Total | |
|---|---|---|---|
| Times Cast | | 2,529 / 3,670 | 68.91% |
| Candidate | Party | Total | |
| Yes | | 988 | |
| No | | 1,451 | |
| Total Votes | | 2,439 | |

Total

# Sheridan Township Proposal (Vote for 1)

Precincts Reported: 1 of 1 (100.00%)

| | | Total | |
|---|---|---|---|
| Times Cast | | 528 / 1,055 | 50.05% |
| Candidate | Party | Total | |
| Yes | | 272 | |
| No | | 238 | |
| Total Votes | | 510 | |

Total

# Lakeview Community Schools Proposal (Vote for 1)

Precincts Reported: 2 of 2 (100.00%)

| | | Total | |
|---|---|---|---|
| Times Cast | | 441 / 804 | 54.85% |
| Candidate | Party | Total | |
| Yes | | 293 | |
| No | | 130 | |
| Total Votes | | 423 | |

Total

# CANVASS OF VOTES CAST

- AT THE -

# GENERAL ELECTION

- HELD ON -

# TUESDAY, November 6, 2018

# AND CANVASSED BY THE BOARD OF COUNTY CANVASSERS

OF

# MENOMINEE COUNTY, MICHIGAN

# Statement of Votes Cast

## General Election
## Menominee County, Michigan
## November 06, 2018

| Precinct | Registered Voters | Votes Cast | % Turnout |
|---|---|---|---|
| **Menominee County Michigan** | | | |
| Cedarville Township, Precinct 1 | 230 | 151 | 65.65% |
| City of Menominee, Ward 1, Precinct 1 | 1,562 | 571 | 36.56% |
| City of Menominee, Ward 2, Precinct 2 | 1,610 | 756 | 46.96% |
| City of Menominee, Ward 3, Precinct 3 | 1,697 | 762 | 44.90% |
| City of Menominee, Ward 4, Precinct 4 | 1,726 | 747 | 43.28% |
| City of Stephenson, Precinct 1 | 603 | 302 | 50.08% |
| Daggett Township, Precinct 1 | 525 | 288 | 54.86% |
| Faithorn Township, Precinct 1 | 200 | 125 | 62.50% |
| Gourley Township, Precinct 1 | 339 | 168 | 49.56% |
| Harris Township, Precinct 1 | 1,463 | 701 | 47.92% |
| Holmes Township, Precinct 1 | 286 | 143 | 50.00% |
| Ingallston Township, Precinct 1 | 837 | 496 | 59.26% |
| Lake Township, Precinct 1 | 444 | 426 | 95.95% |
| Mellen Township, Precinct 1 | 902 | 392 | 43.46% |
| Menominee Township, Precinct 1 | 1,856 | 881 | 47.47% |
| Menominee Township, Precinct 2 | 1,266 | 637 | 50.32% |
| Meyer Township, Precinct 1 | 778 | 426 | 54.76% |
| Nadeau Township, Precinct 1 | 907 | 438 | 48.29% |
| Spalding Township, Precinct 1 | 1,183 | 605 | 51.14% |
| Stephenson Township, Precinct 1 | 451 | 249 | 55.21% |
| **Menominee County Michigan - Total** | 18,865 | 9,264 | 49.11% |

# Governor/Lieut Gov (Vote for 1)

| Precinct | Times Cast | Registered Voters | Bill Schuette/Lisa Posthumus Lyons (REP) | Gretchen Whitmer/Garlin D Gilchrist II (DEM) | Bill Gelineau/Angelique Chaiser Thomas (LIB) | Todd Schleiger/Earl P Lackie (UST) | Jennifer V Kurland/Chann H Davenport (GRN) | Keith Butkovich/Raymond Warner (NLP) | Total Votes | Unresolved Write-In |
|---|---|---|---|---|---|---|---|---|---|---|
| **Menominee County Michigan** | | | | | | | | | | |
| Cedarville Township, Precinct 1 | 151 | 230 | 96 | 50 | 1 | 0 | 0 | 1 | 148 | 0 |
| City of Menominee, Ward 1, Precinct 1 | 571 | 1,562 | 263 | 274 | 8 | 7 | 6 | 2 | 560 | 0 |
| City of Menominee, Ward 2, Precinct 2 | 756 | 1,610 | 336 | 376 | 12 | 6 | 6 | 4 | 740 | 1 |
| City of Menominee, Ward 3, Precinct 3 | 762 | 1,697 | 359 | 364 | 7 | 4 | 4 | 2 | 740 | 5 |
| City of Menominee, Ward 4, Precinct 4 | 747 | 1,726 | 365 | 343 | 6 | 5 | 10 | 0 | 729 | 0 |
| City of Stephenson, Precinct 1 | 302 | 603 | 186 | 91 | 6 | 0 | 1 | 1 | 285 | 0 |
| Daggett Township, Precinct 1 | 288 | 525 | 186 | 88 | 2 | 2 | 4 | 0 | 282 | 0 |
| Faithorn Township, Precinct 1 | 125 | 200 | 84 | 38 | 1 | 1 | 0 | 0 | 124 | 0 |
| Gourley Township, Precinct 1 | 168 | 339 | 115 | 41 | 2 | 2 | 2 | 1 | 163 | 1 |
| Harris Township, Precinct 1 | 701 | 1,463 | 414 | 241 | 5 | 6 | 7 | 4 | 677 | 0 |
| Holmes Township, Precinct 1 | 143 | 286 | 103 | 33 | 0 | 0 | 2 | 0 | 138 | 0 |
| Ingallston Township, Precinct 1 | 496 | 837 | 308 | 171 | 4 | 3 | 1 | 0 | 487 | 0 |
| Lake Township, Precinct 1 | 213 | 444 | 125 | 71 | 1 | 2 | 2 | 1 | 202 | 0 |
| Mellen Township, Precinct 1 | 392 | 902 | 229 | 140 | 3 | 2 | 3 | 1 | 378 | 1 |
| Menominee Township, Precinct 1 | 881 | 1,856 | 506 | 344 | 2 | 8 | 2 | 2 | 864 | 0 |
| Menominee Township, Precinct 2 | 637 | 1,266 | 326 | 275 | 3 | 3 | 4 | 3 | 614 | 0 |
| Meyer Township, Precinct 1 | 426 | 778 | 260 | 140 | 2 | 1 | 4 | 2 | 409 | 2 |
| Nadeau Township, Precinct 1 | 438 | 907 | 259 | 149 | 4 | 7 | 4 | 1 | 424 | 0 |
| Spalding Township, Precinct 1 | 605 | 1,183 | 358 | 222 | 4 | 1 | 0 | 2 | 587 | 0 |
| Stephenson Township, Precinct 1 | 249 | 451 | 152 | 77 | 1 | 1 | 2 | 0 | 233 | 2 |
| **Menominee County Michigan - Total** | 9,051 | 18,865 | 5,030 | 3,528 | 74 | 61 | 64 | 27 | 8,784 | 12 |

## Secretary of State (Vote for 1)

## Attorney General (Vote for 1)

| Precinct | Times Cast | Registered Voters | Mary Treder Lang (REP) | Jocelyn Benson (DEM) | Gregory Scott Stempfle (LIB) | Robert Gale (UST) | Total Votes | Unresolved Write-in | Tom Leonard (REP) | Dana Nessel (DEM) | Lisa Lane Gioia (LIB) | Gerald T. Van Sickle (UST) | Chris Graveline (NPA) | Total Votes | Unresolved Write-in |
|---|---|---|---|---|---|---|---|---|---|---|---|---|---|---|---|
| **Menominee County Michigan** | | | | | | | | | | | | | | | |
| Cedarville Township, Precinct 1 | 151 | 230 | 95 | 45 | 2 | 5 | 147 | 0 | 96 | 45 | 1 | 1 | 2 | 145 | 0 |
| City of Menominee, Ward 1, Precinct 1 | 571 | 1,562 | 257 | 273 | 18 | 10 | 558 | 2 | 247 | 280 | 11 | 5 | 11 | 554 | 1 |
| City of Menominee, Ward 2, Precinct 2 | 756 | 1,610 | 336 | 375 | 15 | 11 | 737 | 0 | 321 | 376 | 15 | 10 | 13 | 735 | 0 |
| City of Menominee, Ward 3, Precinct 3 | 762 | 1,697 | 363 | 355 | 12 | 10 | 740 | 5 | 354 | 356 | 7 | 6 | 9 | 732 | 6 |
| City of Menominee, Ward 4, Precinct 4 | 747 | 1,726 | 359 | 343 | 10 | 11 | 723 | 0 | 361 | 335 | 8 | 5 | 14 | 723 | 0 |
| City of Stephenson, Precinct 1 | 302 | 603 | 171 | 94 | 11 | 0 | 276 | 0 | 167 | 94 | 8 | 2 | 2 | 273 | 0 |
| Daggett Township, Precinct 1 | 288 | 525 | 194 | 80 | 3 | 1 | 278 | 0 | 191 | 75 | 3 | 3 | 5 | 277 | 0 |
| Faithorn Township, Precinct 1 | 125 | 200 | 84 | 37 | 1 | 1 | 123 | 0 | 82 | 35 | 1 | 2 | 1 | 121 | 0 |
| Gourley Township, Precinct 1 | 168 | 339 | 111 | 40 | 3 | 5 | 159 | 1 | 104 | 39 | 1 | 4 | 5 | 153 | 1 |
| Harris Township, Precinct 1 | 701 | 1,463 | 409 | 231 | 14 | 12 | 666 | 1 | 404 | 224 | 16 | 12 | 7 | 663 | 0 |
| Holmes Township, Precinct 1 | 143 | 286 | 98 | 35 | 2 | 1 | 136 | 0 | 94 | 34 | 3 | 1 | 2 | 134 | 0 |
| Ingallston Township, Precinct 1 | 496 | 837 | 310 | 165 | 8 | 4 | 487 | 0 | 307 | 161 | 6 | 7 | 4 | 485 | 1 |
| Lake Township, Precinct 1 | 213 | 444 | 130 | 63 | 5 | 0 | 198 | 0 | 123 | 68 | 1 | 2 | 3 | 197 | 0 |
| Mellen Township, Precinct 1 | 392 | 902 | 229 | 138 | 4 | 4 | 375 | 1 | 229 | 134 | 2 | 4 | 4 | 373 | 1 |
| Menominee Township, Precinct 1 | 881 | 1,856 | 506 | 332 | 8 | 14 | 860 | 0 | 495 | 333 | 8 | 11 | 4 | 851 | 0 |
| Menominee Township, Precinct 2 | 637 | 1,266 | 316 | 275 | 16 | 7 | 614 | 0 | 316 | 267 | 10 | 5 | 9 | 607 | 1 |
| Meyer Township, Precinct 1 | 426 | 778 | 251 | 132 | 7 | 8 | 398 | 2 | 253 | 122 | 4 | 4 | 7 | 390 | 3 |
| Nadeau Township, Precinct 1 | 438 | 907 | 255 | 151 | 7 | 5 | 418 | 0 | 244 | 136 | 7 | 5 | 11 | 403 | 0 |
| Spalding Township, Precinct 1 | 605 | 1,183 | 346 | 215 | 7 | 7 | 575 | 0 | 349 | 195 | 10 | 2 | 3 | 559 | 0 |
| Stephenson Township, Precinct 1 | 249 | 451 | 152 | 71 | 1 | 1 | 225 | 2 | 147 | 70 | 3 | 0 | 4 | 224 | 2 |
| **Menominee County Michigan - Total** | 9,051 | 18,865 | 4,972 | 3,450 | 154 | 117 | 8,693 | 14 | 4,884 | 3,379 | 125 | 91 | 120 | 8,599 | 16 |

## US Senator (Vote for 1)

## Rep in Congress 1 (Vote for 1)

| Precinct | Times Cast | Registered Voters | John James (REP) | Debbie Stabenow (DEM) | George E Huffman III (UST) | Marcia Squier (GRN) | John Howard Wilhelm (NLP) | Total Votes | Unresolved Write-In | Jack Bergman (REP) | Matthew W Morgan (DEM) | Total Votes | Unresolved Write-In |
|---|---|---|---|---|---|---|---|---|---|---|---|---|---|
| **Menominee County Michigan** | | | | | | | | | | | | | |
| Cedarville Township, Precinct 1 | 151 | 230 | 93 | 55 | 0 | 1 | 2 | 151 | 0 | 99 | 50 | 149 | 0 |
| City of Menominee, Ward 1, Precinct 1 | 571 | 1,562 | 251 | 293 | 8 | 4 | 3 | 559 | 2 | 276 | 279 | 555 | 5 |
| City of Menominee, Ward 2, Precinct 2 | 756 | 1,610 | 333 | 391 | 7 | 8 | 5 | 744 | 0 | 347 | 392 | 739 | 2 |
| City of Menominee, Ward 3, Precinct 3 | 762 | 1,697 | 374 | 359 | 5 | 5 | 1 | 744 | 5 | 374 | 358 | 732 | 8 |
| City of Menominee, Ward 4, Precinct 4 | 747 | 1,726 | 361 | 353 | 7 | 7 | 4 | 732 | 0 | 376 | 348 | 724 | 3 |
| City of Stephenson, Precinct 1 | 302 | 603 | 176 | 100 | 1 | 3 | 0 | 280 | 0 | 185 | 92 | 277 | 1 |
| Daggett Township, Precinct 1 | 288 | 525 | 187 | 86 | 1 | 6 | 2 | 282 | 0 | 198 | 79 | 277 | 0 |
| Faithorn Township, Precinct 1 | 125 | 200 | 83 | 39 | 2 | 0 | 0 | 124 | 0 | 83 | 37 | 120 | 0 |
| Gourley Township, Precinct 1 | 168 | 339 | 111 | 43 | 3 | 1 | 0 | 158 | 0 | 114 | 44 | 158 | 1 |
| Harris Township, Precinct 1 | 701 | 1,463 | 417 | 250 | 4 | 6 | 4 | 681 | 0 | 431 | 236 | 667 | 1 |
| Holmes Township, Precinct 1 | 143 | 286 | 96 | 39 | 0 | 2 | 0 | 137 | 0 | 105 | 33 | 138 | 0 |
| Ingallston Township, Precinct 1 | 496 | 837 | 306 | 180 | 6 | 0 | 1 | 493 | 0 | 323 | 162 | 485 | 1 |
| Lake Township, Precinct 1 | 213 | 444 | 124 | 71 | 1 | 1 | 5 | 202 | 0 | 131 | 65 | 196 | 0 |
| Mellen Township, Precinct 1 | 392 | 902 | 228 | 150 | 0 | 2 | 1 | 381 | 0 | 234 | 142 | 376 | 0 |
| Menominee Township, Precinct 1 | 881 | 1,856 | 504 | 353 | 7 | 4 | 1 | 869 | 0 | 528 | 332 | 860 | 1 |
| Menominee Township, Precinct 2 | 637 | 1,266 | 327 | 282 | 5 | 5 | 2 | 621 | 0 | 349 | 269 | 618 | 1 |
| Meyer Township, Precinct 1 | 426 | 778 | 262 | 135 | 7 | 1 | 4 | 409 | 1 | 267 | 139 | 406 | 3 |
| Nadeau Township, Precinct 1 | 438 | 907 | 254 | 159 | 2 | 5 | 1 | 421 | 0 | 286 | 134 | 420 | 0 |
| Spalding Township, Precinct 1 | 605 | 1,183 | 348 | 233 | 2 | 2 | 3 | 588 | 0 | 380 | 208 | 588 | 0 |
| Stephenson Township, Precinct 1 | 249 | 451 | 147 | 82 | 1 | 2 | 1 | 233 | 0 | 157 | 72 | 229 | 2 |
| **Menominee County Michigan - Total** | 9,051 | 18,865 | 4,982 | 3,653 | 69 | 65 | 40 | 8,809 | 8 | 5,243 | 3,471 | 8,714 | 29 |

## St Senator 38 (Vote for 1)

## Representative 108 (Vote for 1)

| Precinct | Times Cast | Registered Voters | Ed McBroom (REP) | Scott Dianda (DEM) | Wade Paul Roberts (GRN) | Total Votes | Unresolved Write-In | Beau Matthew LaFave (REP) | Bob Romps (DEM) | Total Votes | Unresolved Write-In |
|---|---|---|---|---|---|---|---|---|---|---|---|
| **Menominee County Michigan** | | | | | | | | | | | |
| Cedarville Township, Precinct 1 | 151 | 230 | 102 | 44 | 4 | 150 | 0 | 98 | 51 | 149 | 0 |
| City of Menominee, Ward 1, Precinct 1 | 571 | 1,562 | 273 | 267 | 20 | 560 | 4 | 266 | 284 | 550 | 4 |
| City of Menominee, Ward 2, Precinct 2 | 756 | 1,610 | 344 | 372 | 23 | 739 | 1 | 356 | 380 | 736 | 3 |
| City of Menominee, Ward 3, Precinct 3 | 762 | 1,697 | 371 | 356 | 18 | 745 | 4 | 372 | 367 | 739 | 2 |
| City of Menominee, Ward 4, Precinct 4 | 747 | 1,726 | 377 | 344 | 14 | 735 | 1 | 373 | 344 | 717 | 6 |
| City of Stephenson, Precinct 1 | 302 | 603 | 187 | 92 | 8 | 287 | 0 | 195 | 93 | 288 | 0 |
| Daggett Township, Precinct 1 | 288 | 525 | 201 | 76 | 8 | 285 | 0 | 200 | 79 | 279 | 0 |
| Faithorn Township, Precinct 1 | 125 | 200 | 91 | 31 | 2 | 124 | 0 | 88 | 33 | 121 | 0 |
| Gourley Township, Precinct 1 | 168 | 339 | 124 | 38 | 1 | 163 | 1 | 117 | 44 | 161 | 1 |
| Harris Township, Precinct 1 | 701 | 1,463 | 469 | 206 | 13 | 688 | 0 | 464 | 210 | 674 | 2 |
| Holmes Township, Precinct 1 | 143 | 286 | 93 | 40 | 3 | 136 | 0 | 98 | 35 | 133 | 0 |
| Ingallston Township, Precinct 1 | 496 | 837 | 306 | 169 | 11 | 486 | 0 | 312 | 177 | 489 | 0 |
| Lake Township, Precinct 1 | 213 | 444 | 136 | 66 | 6 | 208 | 0 | 117 | 74 | 191 | 2 |
| Mellen Township, Precinct 1 | 392 | 902 | 236 | 142 | 4 | 382 | 0 | 239 | 138 | 377 | 1 |
| Menominee Township, Precinct 1 | 881 | 1,856 | 535 | 317 | 16 | 868 | 0 | 503 | 349 | 852 | 1 |
| Menominee Township, Precinct 2 | 637 | 1,266 | 338 | 270 | 18 | 626 | 0 | 333 | 279 | 612 | 2 |
| Meyer Township, Precinct 1 | 426 | 778 | 296 | 114 | 6 | 416 | 2 | 289 | 122 | 411 | 2 |
| Nadeau Township, Precinct 1 | 438 | 907 | 305 | 118 | 9 | 432 | 0 | 283 | 142 | 425 | 0 |
| Spalding Township, Precinct 1 | 605 | 1,183 | 409 | 183 | 5 | 597 | 0 | 410 | 181 | 591 | 0 |
| Stephenson Township, Precinct 1 | 249 | 451 | 163 | 75 | 4 | 242 | 0 | 158 | 74 | 232 | 2 |
| **Menominee County Michigan - Total** | 9,051 | 18,865 | 5,356 | 3,320 | 193 | 8,869 | 13 | 5,271 | 3,456 | 8,727 | 28 |

# State Brd of Ed (Vote for 2)

| Precinct | Times Cast | Registered Voters | Tami Carlone (REP) | Richard Zeile (REP) | Judith P. Pritchett (DEM) | Tiffany Tilley (DEM) | Scotty Boman (LIB) | John J. Tatar (LIB) | Karen Adams (UST) | Douglas Levesque (UST) | Sherry A. Wells (GRN) | Mary Anne Hering (WCP) | Logan R. Smith (WCP) | Total Votes | Unresolved Write-In |
|---|---|---|---|---|---|---|---|---|---|---|---|---|---|---|---|
| **Menominee County Michigan** | | | | | | | | | | | | | | | |
| Cedarville Township, Precinct 1 | 151 | 230 | 80 | 73 | 47 | 39 | 2 | 2 | 2 | 2 | 0 | 2 | 4 | 253 | 0 |
| City of Menominee, Ward 1, Precinct 1 | 571 | 1,562 | 223 | 192 | 236 | 224 | 17 | 8 | 9 | 6 | 16 | 25 | 15 | 971 | 5 |
| City of Menominee, Ward 2, Precinct 2 | 756 | 1,610 | 287 | 253 | 331 | 316 | 14 | 12 | 13 | 6 | 8 | 39 | 27 | 1,306 | 6 |
| City of Menominee, Ward 3, Precinct 3 | 762 | 1,697 | 307 | 262 | 310 | 287 | 29 | 13 | 12 | 4 | 9 | 20 | 17 | 1,270 | 8 |
| City of Menominee, Ward 4, Precinct 4 | 747 | 1,726 | 318 | 273 | 292 | 283 | 12 | 12 | 11 | 8 | 9 | 30 | 30 | 1,278 | 2 |
| City of Stephenson, Precinct 1 | 302 | 603 | 145 | 124 | 78 | 60 | 11 | 7 | 9 | 2 | 6 | 8 | 7 | 457 | 0 |
| Daggett Township, Precinct 1 | 288 | 525 | 162 | 139 | 66 | 65 | 7 | 3 | 9 | 4 | 4 | 9 | 6 | 474 | 2 |
| Faithorn Township, Precinct 1 | 125 | 200 | 70 | 64 | 28 | 28 | 2 | 0 | 1 | 1 | 1 | 2 | 2 | 199 | 0 |
| Gourley Township, Precinct 1 | 168 | 339 | 89 | 80 | 32 | 36 | 5 | 1 | 6 | 4 | 1 | 6 | 5 | 265 | 1 |
| Harris Township, Precinct 1 | 701 | 1,463 | 335 | 301 | 196 | 172 | 17 | 5 | 16 | 13 | 12 | 22 | 23 | 1,112 | 2 |
| Holmes Township, Precinct 1 | 143 | 286 | 76 | 73 | 29 | 29 | 1 | 2 | 9 | 3 | 1 | 4 | 1 | 228 | 0 |
| Ingalliston Township, Precinct 1 | 496 | 837 | 276 | 247 | 149 | 146 | 9 | 9 | 7 | 8 | 5 | 14 | 11 | 881 | 0 |
| Lake Township, Precinct 1 | 213 | 444 | 101 | 97 | 55 | 48 | 3 | 3 | 7 | 0 | 2 | 4 | 4 | 324 | 0 |
| Mellen Township, Precinct 1 | 392 | 902 | 191 | 161 | 108 | 97 | 3 | 5 | 4 | 1 | 4 | 16 | 12 | 602 | 0 |
| Menominee Township, Precinct 1 | 881 | 1,856 | 437 | 390 | 286 | 275 | 15 | 9 | 20 | 11 | 12 | 26 | 21 | 1,502 | 3 |
| Menominee Township, Precinct 2 | 637 | 1,266 | 274 | 237 | 239 | 212 | 12 | 9 | 17 | 7 | 10 | 25 | 15 | 1,057 | 0 |
| Meyer Township, Precinct 1 | 426 | 778 | 202 | 170 | 98 | 89 | 7 | 4 | 14 | 2 | 2 | 17 | 15 | 620 | 1 |
| Nadeau Township, Precinct 1 | 438 | 907 | 189 | 150 | 111 | 94 | 5 | 4 | 8 | 7 | 6 | 12 | 14 | 600 | 0 |
| Spalding Township, Precinct 1 | 605 | 1,183 | 287 | 252 | 151 | 153 | 15 | 2 | 9 | 4 | 4 | 17 | 21 | 915 | 2 |
| Stephenson Township, Precinct 1 | 249 | 451 | 121 | 112 | 64 | 57 | 0 | 1 | 3 | 1 | 6 | 7 | 8 | 380 | 2 |
| **Menominee County Michigan - Total** | 9,051 | 18,865 | 4,170 | 3,650 | 2,906 | 2,710 | 186 | 111 | 186 | 94 | 118 | 305 | 258 | 14,694 | 34 |